

BACK-TO-BACK DIVISION  
**CHAMPIONS**

2008



2009

**Minnesota Vikings**

**2009 SEASON REVIEW**



# VIKINGS 2009 RESULTS



## PRESEASON

<u>Date</u>	<u>Opponent</u>	<u>W/L</u>	<u>Result</u>	<u>Attendance</u>
Friday, August 14	at Indianapolis Colts	W	13-3	65,484
Friday, August 21	KANSAS CITY CHIEFS	W	17-13	62,782
Monday, August 31	at Houston Texans	W	17-10	70,191
Friday, September 4	DALLAS COWBOYS	L	31-35	62,334

## REGULAR SEASON

<u>Date</u>	<u>Opponent</u>	<u>W/L</u>	<u>Result</u>	<u>Attendance</u>
Sunday, September 13	at Cleveland Browns	W	34-20	70,560
Sunday, September 20	at Detroit Lions	W	27-13	56,269
Sunday, September 27	SAN FRANCISCO 49ERS	W	27-24	63,398
Monday, October 5	GREEN BAY PACKERS	W	30-23	63,846
Sunday, October 11	at St. Louis Rams	W	38-10	60,166
Sunday, October 18	BALTIMORE RAVENS	W	33-31	63,689
Sunday, October 25	at Pittsburgh Steelers	L	17-27	65,597
Sunday, November 1	at Green Bay Packers	W	38-26	71,213
Sunday, November 8	BYE	-	-	-
Sunday, November 15	DETROIT LIONS	W	27-10	63,854
Sunday, November 22	SEATTLE SEAHAWKS	W	35-9	63,854
Sunday, November 29	CHICAGO BEARS	W	36-10	63,854
Sunday, December 6	at Arizona Cardinals	L	17-30	64,121
Sunday, December 13	CINCINNATI BENGALS	W	30-10	63,854
Sunday, December 20	at Carolina Panthers	L	7-26	73,515
Monday, December 28	at Chicago Bears	L	30-36 (OT)	62,479
Sunday, January 3	NEW YORK GIANTS	W	44-7	63,854

## NFC DIVISIONAL PLAYOFFS

<u>Date</u>	<u>Opponent</u>	<u>W/L</u>	<u>Result</u>	<u>Attendance</u>
Sunday, January 17	DALLAS COWBOYS	W	34-3	63,547

## NFC CHAMPIONSHIP

<u>Date</u>	<u>Opponent</u>	<u>W/L</u>	<u>Result</u>	<u>Attendance</u>
Sunday, January 24	at New Orleans Saints	L	28-31 (OT)	71,276



The addition of QB **Brett Favre** helped the Vikings finish as the NFC North champions for a 2nd-consecutive season, the first time since 1977-78 the team has won back-to-back division titles.

### TABLE OF CONTENTS

<b>2009 Season Summary and Team Notes</b> .....	1-65
<i>Offensive, Defensive, Special Teams Notes</i>	
<i>Vikings Leaders In The NFL</i>	
<i>Vikings Extra Points and Vikings Off The Field</i>	
<i>Coach Childress Season-Ending Press Conference</i>	
<b>Vikings Vitals</b> .....	66-93
<i>Offensive and Defensive Statistics</i>	
<i>Rosters and Depth Chart</i>	
<i>Game-by-Game Statistics</i>	
<i>Participation Chart,</i>	
<i>How the Vikings Were Built</i>	
<i>The Last Time</i>	
<b>Miscellaneous Statistics</b> .....	94-137
<i>First Downs, Takeaways and Turnovers, Scoring Drives</i>	
<i>Single-Game Bests</i>	
<i>Week-by-Week Leaders and Week-by-Week Starters</i>	
<i>Vikings Record When, Long Plays, Gameday Inactives</i>	
<i>2009 Game Summaries</i>	
<b>Updated Player Bios</b> .....	138-178
<i>Includes Updated Career Statistics</i>	
<b>Bios of Players Not In 2009 Media Guide</b> .....	179-194
<i>Favre, Lewis</i>	
<b>2009 NFL Recap</b> .....	195-233
<i>Stats From Elias Sports Bureau</i>	
<i>2010 Pro Bowl Rosters</i>	



# MINNESOTA VIKINGS NEWS RELEASE

9520 VIKING DRIVE • EDEN PRAIRIE, MN 55344 • (952) 828-6500 • www.vikings.com

## MINNESOTA VIKINGS 2009 SEASON REVIEW TEAM WINS BACK-TO-BACK DIVISION CHAMPIONSHIPS FOR FIRST TIME SINCE 1977-78



AT THE HUBERT H. HUMPHREY METRODOME

### 2009 REGULAR SEASON (12-4)

Date	Opponent	Time (CST)
Sept. 13	at Cleveland Browns	W 34-20
Sept. 20	at Detroit Lions	W 27-13
Sept. 27	<b>SAN FRANCISCO 49ERS</b>	<b>W 27-24</b>
Oct. 5	<b>GREEN BAY PACKERS</b>	<b>W 30-23</b>
Oct. 11	at St. Louis Rams	W 38-10
Oct. 18	<b>BALTIMORE RAVENS</b>	<b>W 33-31</b>
Oct. 25	at Pittsburgh Steelers	L 17-27
Nov. 1	at Green Bay Packers	W 38-26
Nov. 8	BYE	-
Nov. 15	<b>DETROIT LIONS</b>	<b>W 27-10</b>
Nov. 22	<b>SEATTLE SEAHAWKS</b>	<b>W 35-9</b>
Nov. 29	<b>CHICAGO BEARS</b>	<b>W 36-10</b>
Dec. 6	at Arizona Cardinals	L 17-30
Dec. 13	<b>CINCINNATI BENGALS</b>	<b>W 30-10</b>
Dec. 20	at Carolina Panthers	L 7-26
Dec. 28	at Chicago Bears	L 30-36 (OT)
Jan. 3	<b>NEW YORK GIANTS</b>	<b>W 44-7</b>

### NFC DIVISIONAL PLAYOFF

Jan. 17 **DALLAS COWBOYS** W 34-3

### NFC CHAMPIONSHIP

Jan. 24 at New Orleans L 28-31 (OT)

### 2010 IMPORTANT DATES

Sunday, January 31  
AFC-NFC Pro Bowl, Sun Life Stadium, South Florida

Sunday, February 7  
Super Bowl XLIV, Sun Life Stadium, South Florida

February 24-March 1  
NFL Scouting Combine, Lucas Oil Stadium, Indianapolis

March 21-24  
NFL Annual Meetings, Orlando

April 22-24  
NFL Draft, New York (Vikings draft 30th)

May 24-26  
NFL Spring Meetings, Dallas

Late July  
Training Camp Opens

August 6-8  
Hall of Fame Weekend

August 12-15  
First Preseason Weekend

September 9-13  
2010 Regular Season Opens

### SEASON SUMMARY



In one of the most exciting and memorable seasons in recent history, the 2009 **Minnesota Vikings** became the first squad to capture back-to-back division championships since 1977-78. The Vikings 2nd-consecutive NFC North Championship capped a 12-4 regular season record, as the team secured the #2 seed in the NFC and a first-round bye before defeating the

Dallas Cowboys 34-3 in the divisional playoffs, the franchise's first postseason victory in 5 years.

Despite an eventual 31-28 overtime loss to the #1-seeded New Orleans Saints in the NFC Championship, the Vikings took another step toward the ultimate goal of becoming a championship-caliber team built for long-term success. For the 3rd-consecutive year, Head Coach **Brad Childress** improved the team's regular season record by 2 wins, having now taken his squads 6-10 in 2006, 8-8 in '07, 10-6 in '08 and 12-4 this year. The 2009 team improved or maintained its success from the previous season in all areas of the game, finishing the regular season with the NFL's 5th-ranked offense and 6th overall defense, the first time since 1994 the Vikings had both a top 10 offense and defense. The passing offense (8th) moved up 17 spots from 2008, the highest increase in the NFL, while on special teams, the Vikings allowed just one return for a TD after allowing 6 the previous year.

The Vikings boasted the 2nd-most powerful scoring offense in the NFL, putting up 447 offensive points on the season, just one shy of the Saints 448. The team's 470 total points (29.4 per game avg.) were also the 2nd-most behind New Orleans' 510, and the Vikings 34 passing TDs tied for the most in the league. The Vikings scored 30+ points in 10 games, falling just one game shy of the 1998 team record of 11.

On the opposite side of the ball, the Vikings remained the 6th-best overall defense, notching the first back-to-back top 10 defenses since 1993-94. While the team lost its #1 rush defense ranking for the first time in 4 years, the team finished #2 and allowed just 3.8 more yards per game than the #1 ranked Green Bay Packers. The Vikings led the league with 48 sacks, which ranked as the 5th-most for a Vikings team in franchise history, and the unit limited opponents to 60 3-and-out drives, tied for the 2nd-most in the NFL.

In the third phase of the game, the Vikings coverage units allowed just one punt return for a TD, a significant improvement from the 6 return TDs allowed in 2008. In the return game, the team ranked 2nd in the NFL with an average starting field position following kickoffs at the 31.2 yard line, returning 2 kickoffs for TDs.

Individually, the Vikings had 10 players earn 2010 Pro Bowl honors (DE **Jared Allen**, Special Teamer **Heath Farwell**, QB **Brett Favre**, KR **Percy Harvin**, G **Steve Hutchinson**, T **Bryant McKinnie**, RB **Adrian Peterson**, WR **Sidney Rice**, DT **Kevin Williams** and CB **Antoine Winfield**) the most of any NFL team, while 4 members were named 1st Team Associated Press All-Pro (Allen, Hutchinson, Peterson, Williams), tied for the most of any team.

### 2010 REGULAR SEASON OPPONENTS

#### Home (Series Record; Home Series Record)

##### NFC North

Chicago Bears (52-44-2; 31-19-0)

Detroit Lions (65-30-2; 35-12-1)

**Green Bay Packers (48-49-1; 25-23-0)**

##### NFC East

**Dallas Cowboys (13-14-0; 6-9-0)**

New York Giants (14-10-0; 6-4-0)

##### AFC East

Buffalo Bills (7-4-0; 3-1-0)

Miami Dolphins (4-6-0; 3-2-0)

##### NFC West

**Arizona Cardinals (12-10-0; 6-4-0)**

#### Away (Series Record; Away Series Record)

##### NFC North

Chicago Bears (52-44-2; 21-25-2)

Detroit Lions (65-30-2; 30-18-1)

**Green Bay Packers (48-49-1; 23-26-1)**

##### NFC East

**Philadelphia Eagles (11-12-0; 5-8-0)**

Washington Redskins (8-11-0; 4-5-0)

##### AFC East

**New England Patriots (4-6-0; 1-3-0)**

**New York Jets (1-7-0; 0-4-0)**

##### NFC South

**New Orleans Saints (20-8-0; 8-6-0)**

2009 Playoff Teams In **Bold**

The Vikings will face the reigning Super Bowl XLIV Champion New Orleans Saints, as well as 2 of the other 3 NFC/AFC championship teams (N.O., NY Jets) and 7 of the 2009 playoff squads.



## CHILDRESS LEADS VIKINGS TO 2ND NORTH TITLE



**NFL Head Coach:** 4th Year  
**Overall NFL Experience:** 12th Year  
**Coaching Experience:** 32nd Year  
**Overall NFL Record:** 37-30-0 (.552)  
**Regular Season:** 36-28-0 (.563)  
**Postseason:** 1-2 (.333)  
**Record with MIN:** 37-30-0 (.552)

In his 32nd year of coaching and his 12th on an NFL sideline, Vikings Head Coach **Brad Childress** led the 2009 team to a 12-4 regular season record and a 2nd-consecutive NFC North Championship, marking the first time since 1977-78 the Vikings have won back-to-back division titles. Childress capped the season with an appearance in the NFC Championship game, the Vikings first in 10 years.

Childress' 12 wins in 2009 tied as the 2nd-most in team history. His teams have now improved by 2 wins in each of the last 4 years, finishing 6-10 in '06, 8-8 in '07, 10-6 in '08 and 12-4 in '09. This year's 12 victories marked Minnesota's 2nd 10+ win season in 9 years, while the 2009 NFC North title was the Vikings 2nd since the NFC Central was realigned in 2002 and the team's 3rd division title since 2000. The Vikings 22 wins over the last 2 years are the most in the NFC (2nd-most in the NFL).

For Childress, the 2009 division title was his 6th in the past 9 seasons, dating back to 2001 with Philadelphia, and the 2009 playoffs were his 7th playoff appearance since 2000. In his past 10 NFL seasons between Minnesota and Philadelphia, Childress has been part of teams that have suffered just 2 losing seasons.

### Vikings Boast Prolific Offense in 2009

The Vikings success in 2009 began with an offseason that saw the addition of several players, including 19-year veteran QB **Brett Favre**, who joined the team on Tuesday, August 18. Favre, who turned 40 on October 10, put together the best statistical season of his storied career as he completed 363 of his 531 passes (68.4%) for 4,202 yards and 33 TDs. He threw just 7 INTs on the season, tied for the lowest in the NFL and for his career, and his 107.2 passer rating was also a career-high and the 2nd-highest in the NFL.

With Favre at the helm, the Vikings offense racked up an average of 379.6 yards per game, the 5th-highest total in the NFL. The unit scored 447 of the team's 470 total points, both which ranked 2nd behind New Orleans (448 and 510). The Vikings led the league with 34 passing TDs, while RB **Adrian Peterson** led the NFL with 18 rushing scores. Peterson also finished 5th with 1,383 yards, continuing Childress' emphasis on a strong running game. His Vikings squads have consistently boasted one of the most productive rushing attacks in the NFL with the 4th-best rushing yards-per-game average (136.1) in the NFL since 2006 and the 6th-most TDs (68) on the ground during that time.

Since taking over in 2006, Childress has preached the importance of ball security, and in 2009, the Vikings turned the ball over just 18 times, the 3rd-lowest total in the league. The team's 7 INTs were the least in the NFL, and the +6 turnover differential was tied as the 8th-best.

Capitalizing on their opportunities, the Vikings offense scored 99 points following opponents' 24 turnovers, the 2nd-most offensive points scored off takeaways. The team was also efficient in the red zone, scoring 350 points, the most in the NFL. The Vikings scored TDs 62.3% of the time when reaching the opponents' 20-yard line, the 3rd-highest percentage on the season.

Along with the massive yards and points, the offensive unit also kept the Vikings defense off the field, controlling the clock for an average of 32 minutes and 40 seconds per game, the 3rd-best in the NFL.

### Vikings Defense Ranks 6th

On defense Minnesota maintained its ranking from 2008, finishing 6th overall and marking the first time since 1993-94 the Vikings have had consecutive top-10 defenses. The Vikings, who established an NFL standard by becoming the only team since the 1970 AFL-NFL merger to rank #1 against the run for 3 consecutive seasons (2006-08), once again stifled opponents on the ground in 2009. Despite losing their #1 ranking for the first time in 4 years, the Vikings finished #2 in rush defense, allowing just 3.8 more yards per game than the Green Bay Packers. The team has now allowed just 4,794 rushing yards since 2006, an NFL-best average of 74.9 yards per game. Opponents are averaging just 3.3

## CHILDRESS CONTINUED

yards per carry over the last 4 seasons and have scored just 31 rushing TDs during that time.

Perhaps even more impressive than the rush defense, however, was the Vikings league-leading 48 sacks on the year, the 5th-highest single season total in team history. DE **Jared Allen** became just the 2nd player in NFL history (Reggie White) to notch at least 14 sacks in 3 consecutive seasons, as he led the team with 14.5 sacks. His counterpart, DE **Ray Edwards**, had a breakout season, finishing with a career-high 8.5 sacks and setting a team playoff record with his 3.0 sacks vs. Dallas. The Vikings have now notched 131 sacks over the last 3 years, the 3rd-most of all teams during that time.

On the season, Minnesota held opponents to 60 3-and-out drives on 188 defensive series, or 31.9% of opponents' possessions, the 2nd-highest percentage in the NFL. The Vikings 60 forced 3-and-outs were tied for the 2nd-most of any team. The defensive unit was also great at preventing teams from extending drives, tying for the NFL lead by allowing just 69 3rd-down conversions. The team also gave up just 19 drives of 10 or more plays, the 2nd-fewest in the league.

While the Vikings offense protected the ball in 2009, the Vikings defense recovered 13 opponents' fumbles, tied for the 6th-most in the NFL. One of the fumbles Allen returned 52 yards for a TD, moving the team's defensive touchdowns under Childress to 16 (9 interceptions and 7 fumble recoveries).

### Special Teams Shows Significant Improvement

After struggling during the 2008 season, the Vikings special teams unit bounced back in '09, giving up just one return for a TD while scoring 2 in the return game. Rookie WR/KR **Percy Harvin** finished 4th in the NFL with a 27.5 yard kickoff return average, setting a Vikings record as the first player to return 2 kickoffs for TDs in both a single season and a career. His 27.5 yard average ranked as the 2nd-highest in team history.

One of the most accurate kickers in the history of the NFL, **K Ryan Longwell** put together one of his best seasons, connecting on 92.9% of his FGs (26-of-28), the 2nd-highest average in the league, and scoring 132 points on the year, the 3rd-most. While Longwell's streak of 16 consecutive FGs made was broken in December, he climbed into 16th place in NFL history with 322 FGs made. Since joining the Vikings, he has made 72-of-75 FGs (96.0%) from inside 45 yards, with 2 of his 3 misses being blocked.

### Vikings Continue to Build Roster

In 2009, the Vikings continued to build the team's roster for long-term success, adding key elements through free agency and the draft. All 5 of the team's 2009 draft choices made the 53-man roster and started at least one game. The team watched 10 players earn Pro Bowl honors, the most of any NFL team, and 4 players were named 1st-Team Associated Press All-Pro.

Six players were named NFC Players of the Week in '09, moving the total under Childress to 12 players earning 17 honors in the last 4 seasons. Of those 12 players, 11 joined the Vikings via free agency or the draft since Childress came to the team, while 6 of this year's 10 Pro Bowlers also joined the team since '06. The Vikings ability to add key elements through free agency, trades and the draft while keeping solid team chemistry has been a fundamental principle under Childress' leadership. Finding players whose talents fit the team-first philosophy and whose work ethic matches that of their teammates has helped build a roster that is single-minded and accountable to one another. Childress has been instrumental in bringing in explosive players such as **Jared Allen**, **Brett Favre**, **Bernard Berrian** and others via free agency while drafting the likes of **Adrian Peterson**, **Percy Harvin** and **Chad Greenway**. Under Childress, the Vikings have also re-signed instrumental players like **Kevin Williams**, **E.J. Henderson** and **Antoine Winfield**.

## CHILDRESS' COACHING HISTORY

2006-present .....	Minnesota Vikings.....	Head Coach
2002-05 .....	Philadelphia Eagles .....	Offensive Coordinator
1999-01 .....	Philadelphia Eagles .....	Quarterbacks
1991-98 .....	Wisconsin .....	Offensive Coordinator/QBs/RBs
1990 .....	Utah .....	Wide Receivers
1986-89 .....	Northern Arizona.....	Offensive Coordinator
1985.....	Indianapolis Colts .....	QBs/Quality Control
1978-84 .....	Illinois.....	Running Backs/Wide Receivers



## COORDINATING THEIR EFFORTS



### Offensive Coordinator Darrell Bevell

Offensive Coordinator **Darrell Bevell**, in his 4th season with Minnesota, spent 2009 leading the Vikings to their highest overall offensive ranking (5th) since 2004. Bevell's unit averaged 379.5 yards per game, while the team put up 29.4 points per contest. The offense tallied 447 of the 470 total points scored by the Vikings, both which ranked 2nd in the NFL.

The Vikings offense was opportunistic in the red zone, scoring TDs 62.3% of the time (3rd). The team controlled the clock for 32:40 minutes per game, also the 3rd-best among all teams, and the Vikings converted 44.8% of their 3rd down attempts, good for 5th. The team gave up just 18 turnovers, the 3rd-lowest total in the NFL.

Reunited with QB **Brett Favre**, Bevell helped the Vikings passing offense (8th) jump 17 spots from 2008 (25th), the largest increase among all teams. Favre, who turned 40 on October 10, posted the best season of his career in several categories, including passer rating (107.2), interceptions (7) and completion percentage (68.4). His +26 TD/INT ratio (33 TDs, 7 INTs) was the best in the NFL, and Favre's interception percentage of 1.3 was the lowest among all players with 250 passing attempts. His 33 TDs tied for the 2nd-most, his 107.2 passer rating was the 2nd-best and his 4,202 passing yards were the 9th-most.

The Vikings had 6 receivers with at least 40 catches, only the 2nd team in NFL history to accomplish the feat. WR **Sidney Rice** had a breakout season, ranking 2nd in the NFL and 4th overall with 1,312 receiving yards and 8 TDs, while the NFL's Offensive Rookie of the Year WR **Percy Harvin** pulled in 60 catches for 790 yards and 6 TDs.

The Vikings rushing attack continued to pound away at teams as RB **Adrian Peterson** rushed for 1,383 yards and 18 TDs, becoming just the 3rd player in history to reach 1,300 yards and 10 TDs in each of his opening 3 seasons. Peterson's 1,383 yards on the year ranked 5th in the NFL, while his 18 rushing TDs broke a team record and led the league.

Under Bevell's guidance, Favre, Peterson and Rice along with G **Steve Hutchinson** and T **Bryant McKinnie**, earned Pro Bowl honors.



### Asst. Head Coach/Def. Coord. Leslie Frazier

In 2009, Vikings Assistant Head Coach/Defensive Coordinator **Leslie Frazier** held the reigns of the NFL's 6th-ranked overall defense and the league's 2nd-best rushing defense. Frazier's unit became the first Vikings defense to post back-to-back (2008 and 2009) top 10 defensive rankings since 1993 and 1994.

On the season the Vikings allowed 305.5 yards of offense per game, including just 87.1 on the ground. The team fell just short of being ranked #1 against the run for the 4th consecutive year, ending the season 2nd. Since joining the Vikings in 2007, Frazier's defenses have ranked #1, #1 and #2 against the run. Prior to Carolina (12/20), the team had gone 36 consecutive games without allowing a 100-yard rusher. In the last 64 contests, the Vikings have given up just 3 100-yard individual performances.

Perhaps even more impressive than the unit's ranking against the run, however, was the Vikings league-leading 48 sacks. The total ranked as the 5th-most in team history. DE **Jared Allen** finished 2nd in the NFL with 14.5 on the year, becoming just the 2nd player in NFL history to notch 3 consecutive seasons with at least 14 sacks.

Overall the Vikings defense allowed just 19.5 points per game, good for 10th in the NFL. The unit gave up just 271 first downs, the 2nd-fewest and opposing teams scored TDs just 45.0% of the time when reaching the red zone. The team also forced 60 3-and-out drives on opponents' 188 possessions (31.9%), the 2nd-most of any team in the league.

For the 2nd straight year, Allen, along with DT **Kevin Williams**, earned 2009 Pro Bowl Honors under Frazier.

## COORDINATING THEIR EFFORTS



### Special Teams Coordinator Brian Murphy

After serving as the Special Teams Assistant over the past 3 seasons, **Brian Murphy** spent his first year as the Vikings Special Teams Coordinator in 2009. With the return of special teams ace **Heath Farwell** and the additions of **Karl Paymah** and **Kenny Onatolu**, Murphy helped the unit improve dramatically in all phases, especially in return coverage. After giving up an NFL-high 6 kickoff/punt returns for

TDs in 2008, the Vikings special teams allowed just one punt return for a TD this season.

On the return side, Murphy's unit gave the Vikings offense a boost as the team ranked 2nd in average field position following a kickoff (31.2). The return unit brought back 4 kickoffs past the 50-yard line, tied for the 4th-most in the NFL. Rookie phenom **Percy Harvin** finished 4th in the NFL with a 27.5 kickoff return average, which included 2 returns for TDs, a Vikings single-season and career record, while second-year PR **Darius Reynaud** tied for 9th in the NFL with a 10.3 punt return average.

K **Ryan Longwell** set a career-best with 132 points scored on the season, which tied for 2nd in Vikings history. He connected on 26 of 28 field goal attempts, and his percentage of 92.9 was the 2nd-best in the league.

P **Chris Kluwe** left opponents inside their own 20-yard line 24 times. Since entering the league in 2005, Kluwe has 126 punts inside the 20, the 2nd-most in team history behind Greg Coleman.

Murphy saw 2 of his players make their first career Pro Bowls in Farwell and Harvin.

## VIKINGS ASSISTANT COACHES

**Juney Barnett** (Assistant Strength and Conditioning); **Eric Bieniemy** (Running Backs); **Karl Dunbar** (Defensive Line); **Ryan Ficken** (Quality Control-Offense/Wide Receivers); **Jason Glenn** (Special Teams Assistant/Player Development Coordinator); **Jim Hueber** (Assistant Offensive Line); **Jeff Imamura** (Quality Control-Defense/Linebackers); **Jimmie Johnson** (Tight Ends); **Tom Kanavy** (Strength and Conditioning); **Derek Mason** (Assistant Defensive Backs); **Pat Morris** (Offensive Line); **Fred Pagac** (Linebackers); **Dennis Polian** (Assistant to Head Coach); **Diron Reynolds** (Assistant Defensive Line); **Kevin Rogers** (Quarterbacks); **Ryan Silverfield** (Defensive Assistant/Defensive Line); **Kevin Stefanski** (Quality Control-Offense/Quarterbacks); **George Stewart** (Wide Receivers); **Martin Streight** (Assistant Strength and Conditioning); **Chris White** (Assistant Special Teams); **Joe Woods** (Defensive Backs)

## VIKINGS BUILD PRACTICE SQUAD

The following 8 players were on the Vikings practice squad in '09:

Player	Pos.	School	Exp.
Colt Anderson	S	Montana	R
Patrick Brown	T	Central Florida	R
Chris Clark	T	Southern Mississippi	1
Ian Johnson	RB	Boise State	R
Tremaine Johnson	DT	LSU	R
Vinny Perretta	WR	Boise State	R
Drew Radovich	T	Southern California	R
DeAndre Wright	CB	New Mexico	R

## DOMESTIC FIELD ADVANTAGE

The Vikings finished 8-0 at Mall of America Field in 2009, after finishing the 2008 regular season with a 6-2 record at home. The team now has a combined record of 152-79-0 (.658) all-time at Mall of America Field, which includes a 7-5 mark in postseason games. The 8-0 home record was just the 3rd in team history (1998, 1989) and '09 marked just the 8th time the team has finished with an undefeated home record.

The team has never been shut out at the current stadium and hasn't been shut out at a home stadium since 10/7/62, when they lost 13-0 to Chicago at Met Stadium.





## 2009 STATISTICAL SNAPSHOT

(2009 regular season NFL ranking)

Vikings	NFL Avg.
12-4	Record 8-8
470 (2)	Total Points Scored 343
29.4 (2)	Points Per Game 21.5
447 (2)	Offensive Points Scored 319
343 (3)	First Downs 299
379.6 (5)	Total Offense Per Game 335.1
5.76 (10)	Avg. Yards Per Play 5.33
119.9 (13)	Net Rushing Yards Per Game 116.7
259.8 (8)	Net Passing Yards Per Game 218.5
7/120 (1)	Had Intercepted/Yards Returned 16
18 (3)	Total Giveaways 27
34/247 (15t)	Sacks Allowed/Yards Lost 34/221
32:40 (3)	Possession Average 30:00
44.8 (5)	Third Down Efficiency 38.6
66.7 (5t)	Fourth Down Efficiency 50.1
62.3 (3)	Red Zone TD Efficiency 51.9
19.5 (10)	Opp. Points Per Game 21.5
277 (8t)	Total Offensive Points Allowed 319
271 (2)	Opp. First Downs 299
305.5 (6)	Opp. Total Offense Per Game 335.1
5.2 (14)	Opp. Avg. Yards Per Play 5.33
87.1 (2)	Opp. Net Rushing Yards Per Game 116.7
218.4 (19)	Opp. Net Passing Yards Per Game 218.5
45.0 (7)	Opp. Red Zone TD Efficiency 51.9
11/43 (26t)	Defensive Interceptions/Yards 16
48/318 (1)	Defensive Sacks/Yards 34/221
+6 (8t)	Turnover Ratio ±0
73/43.9 (12)	Punts/Gross Punting Avg. 77/43.9
101/757 (24)	Penalties Accepted Against/Yards 95/779

## 2009 INDIVIDUAL LEADERS

(Qualifying players only/2009 regular season NFL rankings)

2009 Minnesota Vikings			
Category	Player	Total	NFL Rank
Scoring	Longwell	132 #	2
Passing Yds.	Favre	4,202	4
Passing TDs	Favre	33	2t
Passer Rating	Favre	107.2 #	2
Completion Pct.	Favre	68.4 #	2
Rushing Att.	Peterson	314	2
Rushing Yds.	Peterson	1,383	2
Rushing TDs	Peterson	18 *	1
Receptions	Rice	83 #	6t
Receiving Yds.	Rice	1,312 #	2
Receiving TDs	Shiancoe	11 #	3t
Interceptions	Griffin	4 #	14t
Fumble Rec.	Allen/Greenway	3	3t
Sacks	Allen	14.5	1
FGs Made	Longwell	26	4
FG Pct.	Longwell	92.9	2
Punting Avg.	Kluwe	43.9	7
Punt Ret. Avg.	Reynaud	10.3	4
KO Ret. Avg.	Harvin	27.5	3

\* Team record # Career-best

## VIKINGS VS. NFC/NFC NORTH

The Vikings currently hold a 165-123-5 record (including postseason) against the NFC North. The Vikings are 352-274-9 against the entire NFC in both regular and postseason play. Minnesota finished 5-1 against the NFC North and 10-3 against the NFC in '09 (including postseason).

## 2009 BY THE NUMBERS

0

Sacks of QB **Brett Favre** the Vikings allowed in 2 games against his former Packers team this season.

2

Kickoffs WR **Percy Harvin** returned for TDs. Harvin became the first Viking to have 2 KR for TDs in a season and a career.

3

Consecutive seasons RB **Adrian Peterson** has rushed for 1,000+ yards (2007-09).

6

Vikings receivers with at least 40 catches on the season, only the 2nd-time in NFL history a team has accomplished the feat (1983-Dallas Cowboys).

7

INTs thrown by the Vikings offense, the fewest in the NFL and a team record.

9

Vikings Pro Bowlers in 2009, the most in the NFL.

11

TD receptions for TE **Visanthe Shiancoe**, tied for the 4th-most of any player in the NFL in 2009 and the 2nd-most among TEs.

18

Rushing TDs for RB **Adrian Peterson**, the most among all NFL players and a team record for a single season.

14

Vikings regular season wins at Mall of America Field from 2008-09, including 8-0 this year.

14.5

Sacks for DE **Jared Allen**, his 2nd-consecutive season as a Viking with 14.5 sacks and his 3rd overall consecutive season with at least 14.5, only the 2nd player in NFL history to have 3 straight seasons of at least 14 sacks.

18

Total giveaways by the Vikings, the 3rd-lowest in the NFL.

16

Consecutive field goals K **Ryan Longwell** had made before his miss at Carolina (12/20), the 4th-longest stretch in Vikings history.

22

Vikings regular season victories in the past 2 years, the 2nd-most among all NFL teams (Indianapolis-26).

+26

TD-INT ratio for QB **Brett Favre**, the best in the NFL.

48

Sacks for the Vikings defense this year, the most in the NFL and the 5th-most in team history for a single season.

68.4

Completion percentage for QB **Brett Favre**, a personal high and the 3rd-highest in the NFL.

107.2

Passer rating for QB **Brett Favre**, the 2nd-highest in the NFL and his career-high for a single season.

132

Points for K **Ryan Longwell**, a career-high and the 2nd-most in team history.



## 2009 STATISTICAL MILESTONES

### DE Jared Allen

- Became only the 4th Viking to have 14+ sacks in 2 consecutive seasons.
- Became only the 2nd player in NFL history to have 3 straight seasons of 14 or more sacks, joining Reggie White as the only players to accomplish the feat.
- Notched the team record for the most sacks in the first 2 seasons as a Viking (29.0 from 2008-09).
- Tallied 4.5 sacks against the Packers, ranking as the 2nd-most sacks in a single game in team history.
- Broke a team record for the most career safeties when he collected his 3rd as a Viking vs. the Green Bay Packers (10/5/09).
- Moved into 3rd place for the longest fumble recovery return by a Vikings lineman with his 52-yard TD return at St. Louis (10/11/09).
- Set a career high with 3 fumble recoveries on the season.

### DE Ray Edwards

- Set a career high for sacks in a single season (8.5).

### QB Brett Favre

- Set an NFL record for the most consecutive starts (currently at 285) and most consecutive games played by a position player (currently at 287), surpassing Jim Marshall's 270 consecutive starts and 282 consecutive games played.
- Set an NFL record for the most regular season games started in a career (currently at 285), surpassing Jerry Rice's 284.
- Extended his own NFL records for passing TDs (497), yards (69,329), completions (6,083), and attempts (9,811).
- Set an NFL record for the most career games with 4+ passing TDs (currently has 23).
- Became the first NFL player to have 6,000 career passing completions (currently at 6,083).
- Became the first NFL QB to reach 100 career games with a 100+ passer rating (minimum of 15 attempts) and now has 104.
- Threw for 4,000+ yards for the 6th time in his career. His 4,202 yardage total was the 3rd highest of his career.
- Became only the 3rd Vikings QB to reach 4,000 passing yards in a season and finished with the 4th-highest total (4,202) in team history.
- Became the first Vikings QB to throw for 4,000+ yards since Daunte Culpepper in 2004.
- Threw for 3,000+ yards (finished with 4,202) for his 18th consecutive season (1992-2009), an NFL record.
- Tied a team record for the most 300-yard passing games in a season with 6 on the year.
- Became only the 4th QB in team history to have 30+ passing TDs in a season, finishing with 33, which is tied for the 3rd most by a Viking.
- Became the first Vikings QB to throw 30 TDs in a season (33) since Daunte Culpepper threw 39 in 2004.
- Set a team record for the most passing TDs in the first season with the team (33).
- Finished with the 2nd-highest single season passer rating (107.2) in team history, becoming only the 3rd Vikings QB to finish a season with a 100+ passer rating.
- Set a team record for the most games in a season with a 100+ passer rating with 10 in 2009.
- Tied a team record for the most consecutive games with a 100+ passer rating (4 from 11/1/09-11/29/09).
- With over 500 passing attempts, also has the highest career passer rating among all Vikings QBs (500 attempts minimum).
- Finished the season with 363 completions, the 4th-highest total for a single season in team history.
- Finished with the 2nd-highest completion percentage for a single season in Vikings history (68.4%).
- Broke the team record for the highest completion percentage in a game with his 88.0% (22-of-25) vs. Seattle (11/22/09).
- Set a team record for the most 80.0% completion games in a season (20 attempts minimum) with his 3.
- Broke the team record for the most games in a season completing at least 75.0% of his passes with his 5 in 2009.
- Set a team record for the most games without an INT with his 10 on the season.

## 2009 STATISTICAL MILESTONES

- Set a Vikings record for the lowest INT percentage in a single season with his 1.3%.
- Moved into a 2nd place tie in Vikings history for the most consecutive games without an INT with his 4 from 11/1/09-11/29/09.
- Set a team record for the most wins in the first season on the team (12).
- Set a team record for the fewest games needed to reach 10 wins (11).

### LB Chad Greenway

- Became just the 15th player (3rd LB) in team history to notch 3 takeaways in a single game with his 2 INTs and a FR at Detroit (9/20/09).
- Finished the season with 6 takeaways (3 INT, 3 FR). His 3 FR tied for the 3rd most in the NFL.
- Led the Vikings with 127 tackles; 2nd straight year leading the team.

### WR/KR Percy Harvin

- Set a team record for the most combined yards in a single season with his 2,081, breaking Herschel Walker's 2,051 in 1990.
- Moved into 4th place in Vikings history for the most combined TDs by a rookie (8).
- Took sole possession of 3rd place in Vikings history for the most receiving TDs in a single season by a rookie (6).
- Moved into 2nd place in Vikings history for most receptions as a rookie with his 60 on the season.
- Moved into 4th place in team history for most receiving yards by a rookie (790).
- Set a team record for the most rushing yards by a wide receiver in a single season (135).
- Finished with the 2nd-highest kickoff return average in Vikings history with his 27.5 avg.
- Notched the 2nd-most kickoff return yards in a single season by a Vikings rookie (1,156).
- Notched the 2nd-longest kickoff return in team history with his 101-yard TD return vs. San Francisco (9/27/09).
- Tied a team record for the most kickoff returns of 50 or more yards in a single season (3).
- Set a team record for the most career games with 150+ kickoff return yards (3).

### G Steve Hutchinson

- Blocked for his 9th 1,000-yard rusher, every season he's played in the NFL.
- Moved into 5th place in Vikings history for most consecutive starts by an offensive guard (currently at 64 straight starts).

### TE Jim Kleinsasser

- Blocked for a 1,000-yard rusher for the 6th time in his career.
- Moved into 2nd place in team history for most consecutive games played by a tight end (currently at 80).
- Moved into 2nd place in Vikings history for most starts by a tight end (currently at 112).

### T Phil Loadholt

- Became just the 5th Vikings rookie offensive tackle to start a season opener.
- Climbed into 4th place in team history for most starts by a Vikings rookie tackle (15 on the season).

### K Ryan Longwell

- Moved into 16th place in NFL history for the most career FGs made (currently has 322).
- Moved into 15th place in NFL history for the most career points (currently has 1,502).
- Set a career high in points scored and tied for the 2nd-most points by a Viking in a single season with his 132.
- Became only the 2nd kicker in team history to reach 50 PATs made with his 54 on the season.
- Moved into 8th place for most career points as a Viking (currently has 448).



## 2009 STATISTICAL MILESTONES

- Set a Vikings record for the most career 50+ yard FGs made (currently has 9 as a Viking).

### T Bryant McKinnie

- Blocked for his 5th 1,000-yard rusher.
- Moved into 5th place in Vikings history for the most career games played by an offensive tackle (currently has 116), surpassing Todd Steussie's 111.

### RB Adrian Peterson

- Moved into 5th place in NFL history for the most rushing yards in first 3 seasons (4,484).
- Moved into 5th place tie in NFL history for the most rushing TDs in first 3 seasons (40).
- Reached 1,000 yards rushing for the 3rd consecutive season, joining Chuck Foreman and Robert Smith as Vikings who have accomplished the feat.
- Notched the 3rd-highest rushing total in Vikings history (1,383).
- Broke a 17-year-old team record for the most rushing TDs in a single season with his NFL-best 18 (previous record was 13).
- Moved into 2nd-place in team history for the most combined TDs in a single season with his 18.
- Set a team record for the most games in a season with a TD (12).
- Became the first Viking to have 3 seasons with 10+ rushing TDs.
- Became the fastest Viking to reach 4,000 career rushing yards (39 games) and the 4th-fastest in NFL history to accomplish the feat.
- Moved into 5th place in team history for most career rushing yards (currently has 4,484).
- Moved into 3rd place tie in team history for most career rushing TDs (currently has 40).
- Moved into 2nd place in Vikings history for most career 100-yard rushing games (currently has 19).
- Ended the season with the 2nd-most rushing attempts in a season in team history (314).
- Became the 3rd running back in NFL history and the 1st in team history to break the 100-yard plateau in each of the first 3 season openers of his career.
- Set team records for the most rushing yards (180) and most rushing TDs (3) on opening day.
- Set career highs with 43 receptions for 436 yards.

### WR Sidney Rice

- Reached 1,000 receiving yards for the first time in his career (1,312).
- Finished 4th in the NFL with 1,312 receiving yards.
- Set career highs in receptions (83), yards (1,312) and TDs (8).
- Became only the 4th wide receiver in team history to reach 1,300+ receiving yards in a single season.
- Became only the 4th player in Vikings history to gain 200+ receiving yards in a single game (201-vs. Detroit, 11/15/09). It was the 4th-most receiving yards in team history - 9 yards shy of the team record.

### TE Visanthe Shiancoe

- Moved into 7th place in NFL history for most TDs in a season by a tight end with his 11 and became one of only 10 tight ends in league history to reach 10+ TDs.
- Broke the team record and set a career high for the most receiving TDs by a tight end in a single season (11).
- Moved into 5th place in Vikings history for the most career receiving yards by a tight end (currently has 1,485 as a Viking).
- Set career highs in receptions (56) and TDs (11).

### RB Chester Taylor

- Finished tied for 6th in the NFL and led all NFL RBs with 26 receptions on 3rd down, the 2nd-consecutive year he's led all RBs.
- Moved into 10th place in team history for career rushing yards (currently has 2,797 since joining the team).

## LAST TIME OUT

The Vikings 2009 campaign ended with a 31-28 overtime loss to the New Orleans Saints in the NFC Championship Game at the Louisiana Superdome on January 24, 2010. Despite holding a decisive edge in most statistical categories, the Vikings could not overcome 5 turnovers to clinch a spot in Super Bowl XLIV. In spite of the costly turnovers, the Vikings still had a chance to drive the field for a winning field goal in the waning seconds before a penalty forced them out of K Ryan Longwell's range and an ensuing interception forced overtime. The Vikings were not able to touch the ball in overtime as the Saints won the toss and punched their ticket to Miami with a Garrett Hartley 40-yard field goal.

### VIKINGS OFFENSE

The Vikings offense compiled 475 yards of total offense, a season-high 31 first downs, and controlled the clock for 36:49, but turned the ball over 5 times, including 4 deep in Saints territory. QB Brett Favre completed 28 of 26 passes for 310 yards, one touchdown and 2 interceptions. Favre's top 2 targets were WR Bernard Berrian, who caught a game-high 9 passes for 102 yards, and TE Visanthe Shiancoe, who grabbed 4 balls for 83 yards. WR Sidney Rice, who finished the day with 4 catches for 43 yards, caught the lone Vikings touchdown pass. On the ground RB Adrian Peterson set a team postseason record for rushing touchdowns as he found the endzone 3 times. Peterson finished with a game-high 25 carries for 122 yards.

### VIKINGS DEFENSE

The Vikings defense held the Saints #1 ranked offense in both scoring and yards to only 257 total yards. Minnesota allowed only 2 Saints drives over 40 yards, with 2 of their scoring drives coming after a fumble gave them the ball on the Vikings 7-yard line and a kick return set them up at Minnesota's 37. The Saints managed only 68 yards on the ground and their usually prolific aerial attack only netted them 189 yards. LB Chad Greenway led the Vikings with 9 tackles and DE Ray Edwards recorded the Vikings lone sack of the night.

### VIKINGS SPECIAL TEAMS

P Chris Kluwe was able to keep Saints dangerous return man Reggie Bush from impacting the game as he punted 4 times with a net average of 39.0 yards, allowed zero return yards, and pinned the Saints inside their own 20-yard line twice. Bush muffed one of Kluwe's punts after pressure from S Eric Frampton and LB Kenny Onatolu fell on the loose ball for the Vikings lone takeaway. KR Percy Harvin took back two kickoffs for 33 yards and PR Darius Reynaud gained 15 yards on three punt returns. K Ryan Longwell converted all four of his PATs.

## FACING THE CHAMPS

This season the Vikings faced both teams from the epic Super Bowl XLIII played in February 2009. In team history, the Vikings have played both defending AFC and NFC champions a total of 7 times. In 2010, they will line up against the Super Bowl XLIV Champion New Orleans Saints.

### Chasing the Champions - Facing the Previous Super Bowl Teams

2009	Super Bowl XLIII Champions Pittsburgh Steelers (L 17-27) NFC Champions Arizona Cardinals (L 17-30)
2001	Super Bowl XXXV Champions Baltimore Ravens (L 3-19) NFC Champions N.Y. Giants (W 28-19)
1999	Super Bowl XXXIII Champions Denver Broncos (W 23-20) NFC Champions Atlanta Falcons (W 17-14)
1997	Super Bowl XXXI Champions Green Bay Packers (L 32-38) (also lost 11-27 that year) AFC Champions New England Patriots (W 23-18)
1990	Super Bowl XXIV Champions San Francisco 49ers (L 17-20) AFC Champions Denver Broncos (W 27-22)
1984	Super Bowl XVIII Champions L.A. Raiders (L 20-23) NFC Champions Washington Redskins (L 17-31)
1981	Super Bowl Champions Oakland Raiders (I 10-36) NFC Champions Philadelphia Eagles (W 35-23)
1978	Super Bowl XII Champions Dallas Cowboys (W 21-10) AFC Champions Denver Broncos (W 12-9 OT)





# VIKINGS 2009 TEAM NOTES



## 2009 HONOR ROLL

### DE Jared Allen

- 2009 Pro Bowl Selection
- 2009 Associated Press 1st Team All-Pro
- 2009 Pro Football Weekly/PFWA All-NFL Team
- Vikings Defensive MVP (voted on by team)
- Pro Football Weekly's 2009 Midseason All-Pro Team

### LB Heath Farwell

- 2009 Pro Bowl Selection (Special Teams)

### QB Brett Favre

- 2009 Pro Bowl Selection
- Vikings Offensive MVP (voted on by team)
- NFC Offensive Player of the Month (November)
  - Completed 91-of-130 passes (70.0%) for 1,193 yards, 12 TDs and no INTs and led the NFL with a 129.4 passer rating.
  - Led the Vikings to a 4-0 record while posting a rating of at least 112.5 in each of the games and throwing for 3+ TDs 3 times.
- NFC Offensive Player of the Week, vs. Green Bay (10/5/09)
  - Completed 24 of 31 passes for 271 yards and 3 TDs with no INTs.
- NFC Offensive Player of the Week, at Green Bay (11/1/09)
  - Completed 17 of 28 passes for 244 yards and 4 TDs with no INTs.
- NFC Offensive Player of the Week, vs N.Y. Giants (1/3/10)
  - Completed 25 of 31 passes for 316 yards and 4 TDs with no INTs.

### LB Chad Greenway

- NFC Defensive Player of the Week, at Detroit (9/20/09)
  - 4 tackles, 2 INTs, 1 FR.
  - Became just the 15th player in team history to notch 3 takeaways.

### WR/KR Percy Harvin

- 2009 Pro Bowl Selection (Kick Returner)
- Associated Press Offensive Rookie of the Year
- Pro Football Weekly/PFWA Offensive Rookie of the Year
- Pepsi NFL Rookie of the Year
- Pro Football Weekly/PFWA All-Rookie Team
- Pro Football Weekly's 2009 Midseason All-Pro Team
- NFL Rookie of the Month (November)
  - Had 19 receptions for 317 yards with 3 TDs, 4 carries for 54 yards and 8 KR for 239 yards.
  - Had a TD in 3 of the 4 games, most of any rookie.
- NFC Special Teams Player of the Week vs. San Francisco (9/27/09)
  - 4 receptions, 51 yards, 12.8 avg., 18 long.
  - Also returned 4 kickoffs for 180 yards, including a 101-yard TD.
- Pepsi Rookie of the Week, at Green Bay (11/1/09)
  - 5 receptions, 84 yards, 1 TD, 51T long; 5 KR, 175 yards, 77 long.

### LB E.J. Henderson

- Ed Block Courage Award (voted on by team)

### G Steve Hutchinson

- 2000s All-Decade Team
- 2009 Pro Bowl Selection
- 2009 Associated Press 1st Team All-Pro
- 2009 Pro Football Weekly/PFWA All-NFL Team

### T Phil Loadholt

- 2009 Pro Football Weekly/PFWA All-Rookie Team

### K Ryan Longwell

- Vikings Special Teams MVP (voted on by team)

### T Bryant McKinnie

- 2009 Pro Bowl Selection

### RB Adrian Peterson

- 2009 Pro Bowl Selection
- 2009 Associated Press 1st Team All-Pro
- 2009 Pro Football Weekly/PFWA All-NFL Team
- Pro Football Weekly's 2009 Midseason All-Pro Team (Unanimous)
- Fed Ex Ground Player of the Week, at Cleveland (9/13/09)
  - 25 rushes, 180 yards, 3 TDs, 7.2 avg., 64t long.
  - Became 1st NFL player to rush for 180+ yards and 3 TDs in season opener.

### WR Sidney Rice

- 2009 Pro Bowl Selection
- NFC Offensive Player of the Week, vs. Detroit (11/15/09)
  - 7 receptions, 201 yards, 28.7 avg, 56 long.
  - Also named Associated Press Offensive Player of the Week.

### DT Kevin Williams

- 2000's All-Decade Team
- 2009 Pro Bowl Selection
- 2009 Associated Press 1st Team All-Pro
- 2009 Pro Football Weekly/PFWA All-NFL Team

### CB Antoine Winfield

- 2009 Pro Bowl Selection

## AWARDS UNDER CHILDRESS

Since **Brad Childress** took over in 2006, the Vikings have had 12 players earn 17 NFC Player of the Week honors. Of the 12, 11 joined the Vikings via free agency, trades or the draft since '06.

### Jared Allen - Defensive Player of the Week - vs. CHI (11/30/08)

- Season-high 2.5 sacks and 9 total tackles (7 solo).

### Aundrae Allison - Special Teams Player of the Week - vs. DET (12/2/07)

- Set Vikings kickoff return record with a 47.7 avg.
- Set team record for the longest play with a 104 return for a TD.

### Brett Favre - Offensive Player of the Week - vs. GB (10/5/09)

- Completed 24 of 31 passes for 271 yards and 3 TDs with no INTs.
- Finished game with a passer rating of 135.3.

### Brett Favre - Offensive Player of the Week - at GB (11/1/09)

- Completed 17 of 28 passes for 244 yards and 4 TDs with no INTs.
- Finished game with a passer rating of 128.6.

### Brett Favre - Offensive Player of the Week - vs. NYG (1/3/10)

- Completed 25 of 31 passes for 316 yards and 4 TDs with no INTs.
- Finished game with a passer rating of 148.7.

### Chad Greenway - Defensive Player of the Week - at DET (9/20/09)

- Finished with 4 tackles, 2 INTs, 1 FR.
- Became just the 15th player in team history to notch a 3-takeaway game and only the 3rd LB to accomplish the feat.

### Cedric Griffin - Defensive Player of the Week - at DET (12/10/06)

- Finished with an interception, a forced fumble and a fumble recovery.

### Percy Harvin - Special Teams Player of the Week - vs. SF (9/27/09)

- Finished with 4 receptions, 51 yards, 12.8 avg., 18 long
- Also returned 4 kickoffs for 180 yards, including a 101-yard TD; averaged 45.0 yards per return.

### Tarvaris Jackson - Offensive Player of the Week - at ARI (12/14/08)

- Completed 11 of 17 passes for 163 yards and 4 TDs.
- Posted a career-best 135.5 passer rating.

### Ryan Longwell - Special Teams Player of the Week - vs. NYG (12/28/08)

- Connected on a game-winning 50-yard field goal as time expired.
- Finished 2-2 on field goals (48, 50) and 2-2 on PATs.

### Ryan Longwell - Special Teams Player of the Week - vs. CAR (9/17/06)

- Connected on 3-of-4 field goals (26, 22, 19) and 1-1 PATs.
- Kicked the game-winning 19-yard FG in overtime after throwing a TD in regulation.

### Adrian Peterson - Offensive Player of the Week - vs. GB (11/9/08)

- Rushed for 192 yards and a TD on 30 carries (6.4 avg.).
- Also caught 3 passes for 33 yards.

### Adrian Peterson - Offensive Player of the Week - vs. SD (11/4/07)

- Set an NFL record with 296 rushing yards on the day.
- Carried 30 times for 296 (9.9 avg.) and 3 TDs, including a 64-yarder.

### Adrian Peterson - Offensive Player of the Week - at CHI (10/14/07)

- Rushed 20 times for 224 yards and 3 TDs, including a 73-yarder.
- Averaged 11.2 yards per carry and caught 1 pass for 9 yards.

### Sidney Rice - Offensive Player of the Week - vs. DET (11/15/09)

- Finished with 7 receptions, 201 yards, 28.7 avg., 56 long.

### Dwight Smith - Defensive Player of the Week - at NYG (11/25/07)

- Finished with 2 INTs, including one he returned 93 yards for a TD.
- Also had 6 tackles on the day, 4 solo.

### Antoine Winfield - Defensive Player of the Week - vs. NO (10/6/08)

- Finished with 8 tackles, a sack, a FF and a FR.
- Also returned a blocked field goal 59 yards for a TD.



## TEN VIKINGS HONORED WITH PRO BOWL TRIPS

The National Football League announced that 10 Minnesota Vikings earned Pro Bowl honors for their performances in 2009, the most of any NFL team. The team's 10 selections, which match the 1998 squad's 10 as the most in team history, included starters DE **Jared Allen**, G **Steve Hutchinson**, T **Bryant McKinnie**, RB **Adrian Peterson** and DT **Kevin Williams**. Joining the 5 starters were special teams ace **Heath Farwell**, QB **Brett Favre**, KR **Percy Harvin**, WR **Sidney Rice** and CB **Antoine Winfield**. For Farwell, Harvin, McKinnie and Rice, it was their first selection to the Pro Bowl.

Since 2006, the Vikings have had 14 different players recognized with 26 Pro Bowl honors. Of the 9 this season, 5 were drafted by the Vikings, 3 were acquired as veteran free agents, one was acquired by trade and one was signed as a rookie free agent.

**Allen** led the Vikings in sacks with 14.5 on the year and became only the 2nd player in NFL history to have 3 consecutive seasons with at least 14 sacks. It was Allen's 3rd consecutive Pro Bowl and his 2nd in a row with the Vikings. The last Vikings defensive end to go to consecutive Pro Bowls was Chris Doleman in 1989 and 1990.

**Farwell** successfully returned from season-ending knee surgery that cost him the entire 2008 season to earn his first Pro Bowl honors this year. He was the first Viking to be selected as a special teamer since Joey Browner in 1985.

**Favre's** selection was his 11th in 19 NFL seasons and his 3rd straight with 3 different teams-Green Bay in 2007, N.Y. Jets in 2008 and Minnesota in 2009. With the selection, Favre passed Hall of Famer John Unitas for most selections by a quarterback in NFL history.

**Harvin** was only the 2nd Vikings KR to be named to the Pro Bowl. He is the only Viking in team history with 2 kickoff return TDs, and his 27.5-yard kickoff return average ranked as the 2nd-best single-season mark in team history.

**Hutchinson** made his 7th straight Pro Bowl berth and was an NFC starter for the 5th consecutive season. He has blocked for a 1,000-yard rusher in each of his 9 NFL seasons, including this season, as Adrian Peterson rushed for 1,383 yards and a team-record 18 TDs.

Making his Pro Bowl debut, **McKinnie** enjoyed the best season of his 8-year career. The mammoth left tackle has started 119 career games, including playoffs, since stepping into the lineup as a rookie in 2002. He has not missed a game due to injury, and his 119 starts are the 3rd-most by a Vikings OT in team history.

**Peterson** returned to the Pro Bowl for the 3rd straight year, becoming only the 2nd running back in team history (Chuck Foreman) to earn Pro Bowl honors in his opening 3 seasons in the league. Peterson set a new Vikings record with 18 rushing touchdowns in 2009 and had the 2nd-most total TDs in a season in team history.

**Rice** had a breakout season in 2009, leading the team with 83 receptions for 1,312 yards and 8 touchdowns. He became only the 3rd Vikings wide receiver to post 1,300+ receiving yards in a season, joining Cris Carter and Randy Moss.

**Williams** has now been selected to 5 Pro Bowls in 7 NFL seasons, which puts him behind only Alan Page (9) and John Randle (8) in Vikings history for Pro Bowls by a DT.

**Winfield** made his 2nd-consecutive Pro Bowl in his 11th NFL season, becoming the first Vikings CB to make back-to-back Pro Bowls since Carl Lee in 1989-90.

### 2009 VIKINGS PRO BOWLERS

PLAYER	POS.	PRO BOWL SEASONS
Brett Favre	QB	1992#, 1993#, 1995#, 1996#, 1997#, 2001#, 2002#, 2003#, 2007#, 2008+, 2009
Steve Hutchinson	G	2003*, 2004*, 2005*, 2006, 2007, 2008, 2009
Kevin Williams	DT	2004, 2006, 2007, 2008, 2009
Jared Allen	DE	2007^, 2008, 2009
Adrian Peterson	RB	2007, 2008, 2009
Antoine Winfield	CB	2008, 2009
Heath Farwell	Special Teams	2009
Percy Harvin	KR	2009
Bryant McKinnie	T	2009
Sidney Rice	WR	2009

#-Green Bay Packers +New York Jets \*-Seattle Seahawks ^-Kansas City Chiefs

### MOST PRO BOWLERS

#### 2009 Teams With Most Pro Bowlers

Team	Pro Bowlers
1) Minnesota	10
2t) Dallas	6
2t) Indianapolis	6
2t) Philadelphia	6

### 2009 Individual Stats

Jared Allen: 79 tackles (63 solo), 14.5 sacks, 13 TFL, 6 FF, 3 FR, 1 INT, 47 QB hurries, 5 passes defended...Finished 2nd in the NFL in sacks.  
 Heath Farwell: 24 special teams tackles, 2 FR... Tied for the team lead in special teams tackles.  
 Brett Favre: 363-of-531 passing for 4,202 yards and 33 TDs...Threw just 7 INTs on the year, and his +26 TD/INT ratio was the best in the NFL.  
 Percy Harvin: 42 kickoff returns, 1,156 yards, 27.5 avg., 101t long...Returned 2 kickoffs for TDs, the first player in team history to accomplish the feat.  
 Adrian Peterson: 314 rushes, 1,383 yards, 18 TDs, 4.4 avg...18 TDs led the league and were a Vikings record for a single season.  
 Sidney Rice: 83 receptions, 1,312 yards, 8 TDs, 15.8 avg...Ranked 2nd in the NFC and 6th in the NFL in receiving yards.  
 Kevin Williams: 55 tackles, 6.0 sacks, 6 TFL, 1 FF, 1 FR, 36 QB hurries, 6 passes defended...6.0 sacks was tied for most among defensive tackles.  
 Antoine Winfield: 58 tackles, 1.0 sack, 1 INT, 9 passes defended, 1 FF.





## HONORARY CAPTAINS

Prior to several 2009 home games, the Vikings announced an honorary captain, who joined the regular captains for the coin toss.

- \* **vs. Kansas City (8/21)** - Two-time Pro Bowl defensive back for the Philadelphia Eagles and legendary sportscaster **Irv Cross**. Cross was the first African-American sports analyst on national television, serving as an NFL analyst and commentator for CBS Sports from 1971-74. He currently serves as the executive director of Big Brothers Big Sister of Central Minnesota.
- \* **vs. Dallas (9/4)** - No honorary captain.
- \* **vs. San Francisco (9/27)** - Former Vikings defensive end **Jim Marshall**, who held the NFL record for the most consecutive starts (270) before Vikings QB Brett Favre broke it with his 271st straight start at Detroit on 9/20.
- \* **vs. Green Bay (10/5)** - Former Vikings guard **Randall McDaniel**, who was voted into the Pro Football Hall of Fame on August 8, 2009. McDaniel played for the Vikings from 1988-99 and the Tampa Bay Buccaneers for the final 2 years of his 14-year career. He set an NFL record with 12 consecutive Pro Bowls and started 202 straight games.
- \* **vs. Baltimore (10/18)** - No honorary captain.
- \* **vs. Detroit (11/15)** - Team historian/consultant **Fred Zamberletti**, who has witnessed every game in Vikings history, watched his 1,002nd game against Detroit. Zamberletti started with the team as a trainer in 1961.
- \* **vs. Seattle (11/22)** - No honorary captain.
- \* **vs. Chicago (11/29)** - Former Vikings LB **Scott Studwell**, who holds the team records for the most career tackles, most tackles in a single season and most tackles in a game. Studwell was inducted into the team's Ring of Honor at halftime.
- \* **vs. Cincinnati (12/13)** - Minnesota's 2009 Mr. Football recipient, senior wide receiver **Zach Vraa** of Rosemount.
- \* **vs. N.Y. Giants (1/3/10)** - No honorary captain.
- \* The Vikings also brought legendary head coach **Bud Grant** as the team's honorary captain in the NFC Championship game at New Orleans.

## SOUNDING THE GJALLARHORN

Prior to each home game this season, one privileged individual sounded the Vikings Gjallarhorn to signal "the Vikings are coming." The following is a list of the 2009 Gjallarhorn sounders:

- \* **vs. Kansas City (8/21)** - Two-time Pro Bowl defensive back for the Philadelphia Eagles and legendary sportscaster **Irv Cross**. Cross was the first African-American sports analyst on national television, serving as an NFL analyst and commentator for CBS Sports from 1971-74.
- \* **vs. Dallas (9/4)** - Former Vikings CB **Rufus Bess**, who played for the team from 1982-87. Bess has been a high school football coach for the past 19 years, remains involved in the youth football community and is a member of the Vikings Youth Football Advisory Board.
- \* **vs. San Francisco (9/27)** - Former Vikings defensive end **Jim Marshall**, who held the NFL record for the most consecutive starts (270) before Vikings QB Brett Favre broke it with his 271st straight start at Detroit on 9/20. Marshall played for the Vikings from 1961-79 and ranks 2nd in team history with 127 sacks.
- \* **vs. Green Bay (10/5)** - Former Vikings guard **Randall McDaniel**, who was voted into the Pro Football Hall of Fame on August 8, 2009. McDaniel played for the Vikings from 1988-99 and the Tampa Bay Buccaneers for the final 2 years of his 14-year career. He set an NFL record with 12 consecutive Pro Bowls and started 202 straight games.
- \* **vs. Baltimore (10/18)** - Current UFC heavyweight champion **Brock Lesnar**. Lesnar, a South Dakota native, was an NCAA champion wrestler and spent the 2005 training camp with the Vikings.
- \* **vs. Detroit (11/15)** - As part of the Vikings "Salute to the Military, the **MN National Guard 34th Infantry Division** in Basra, Iraq, sounded the Gjallarhorn. The unit also sang The National Anthem for the game.
- \* **vs. Seattle (11/22)** - Former Minnesota Twins Manager **Tom Kelly**, who led the Twins to 2 World Championships in 1987 and '91.
- \* **vs. Chicago (11/29)** - Former Vikings LB **Scott Studwell**, who holds the team records for the most career tackles, most tackles in a single season and most tackles in a game.
- \* **vs. Cincinnati (12/13)** - Former Vikings C **Mick Tingelhoff**, who started 240 consecutive games for the Vikings and never missed a game in his 17 seasons. He was named All-Pro 7 consecutive times.
- \* **vs. N.Y. Giants (1/3/10)** - **Neal Broten**, NHL/Olympic hockey legend, who played on the '80 "Miracle" team and spent 17 years in the NHL.

## OFFENSIVE POSITION-BY-POSITION BREAKDOWN

### Quarterbacks (3)

Brett Favre \*  
Tarvaris Jackson  
Sage Rosenfels

### Wide Receivers (6)

Bernard Berrian \*  
Percy Harvin  
Jaymar Johnson  
Greg Lewis  
Darius Reynaud  
Sidney Rice \*

### Offensive Line (8)

Ryan Cook (T)  
Jon Cooper (C)  
Anthony Herrera (G) \*  
Artis Hicks (G/T) \*  
Steve Hutchinson (G) \*  
Phil Loadholt (T) \*  
Bryant McKinnie (T) \*  
John Sullivan (C) \*

### Running Backs/Fullbacks (4)

Adrian Peterson \*  
Naufahu Tahi  
Chester Taylor  
Albert Young

### Tight Ends (4)

Jeff Dugan  
Jim Kleinsasser  
Garrett Mills  
Visanthe Shiancoe \*

### Kicker (1)

Ryan Longwell

### Punter (1)

Chris Kluwe

### Long-Snapper (1)

Cullen Loeffler

\* Denotes typical starter

## DEFENSIVE POSITION-BY-POSITION BREAKDOWN

### Defensive Line (9)

Jared Allen (DE) \*  
Ray Edwards (DE) \*  
Fred Evans (DT)  
Letroy Guion (DT)  
Jimmy Kennedy (DT)  
Jayme Mitchell (DE)  
Brian Robison (DE)  
Kevin Williams (DT) \*  
Pat Williams (DT) \*

### Defensive Backs (10)

Husain Abdullah (S)  
Asher Allen (CB)  
Eric Frampton (S)  
Cedric Griffin (CB) \*  
Tyrell Johnson (S) \*  
Karl Paymah (CB)  
Jamarca Sanford (S)  
Benny Sapp (CB)  
Madiou Williams (S) \*  
Antoine Winfield (CB) \*

### Linebackers (6)

Jasper Brinkley \*  
Heath Farwell  
Chad Greenway \*  
J Leman  
Ben Leber \*  
Kenny Onatolu

\* Denotes typical starter

IR - E.J. Henderson (LB)

# VIKINGS 2009 TEAM NOTES



## 2009 FINAL NFL STANDINGS

AFC East										
Team	W	L	T	Pct.	PF	PA	Home	Away	Conf.	Div.
y-New England	10	6	0	.625	427	285	8-0	2-6	7-5	4-2
x-N.Y. Jets	9	7	0	.562	348	236	4-4	5-3	7-5	2-4
Miami	7	9	0	.438	360	390	4-4	3-5	5-7	4-2
Buffalo	6	10	0	.375	258	326	3-5	3-5	4-8	2-4

AFC North										
Team	W	L	T	Pct.	PF	PA	Home	Away	Conf.	Div.
y-Cincinnati	10	6	0	.625	305	291	6-2	4-4	7-5	6-0
x-Baltimore	9	7	0	.562	391	261	6-2	3-5	7-5	3-3
Pittsburgh	9	7	0	.562	368	324	6-2	3-5	6-6	2-4
Cleveland	5	11	0	.312	245	375	3-5	2-6	5-7	1-5

AFC South										
Team	W	L	T	Pct.	PF	PA	Home	Away	Conf.	Div.
yz*-Indianapolis	14	2	0	.875	416	307	7-1	7-1	10-2	6-0
Houston	9	7	0	.562	388	333	4-4	5-3	6-6	1-5
Tennessee	8	8	0	.500	354	402	5-3	3-5	4-8	2-4
Jacksonville	7	9	0	.438	290	380	5-3	2-6	6-6	3-3

AFC West										
Team	W	L	T	Pct.	PF	PA	Home	Away	Conf.	Div.
yz-San Diego	13	3	0	.812	454	320	6-2	7-1	9-3	5-1
Denver	8	8	0	.500	326	324	4-4	4-4	6-6	3-3
Oakland	5	11	0	.312	197	379	2-6	3-5	4-8	2-4
Kansas City	4	12	0	.250	294	424	1-7	3-5	3-9	2-4

NFC East										
Team	W	L	T	Pct.	PF	PA	Home	Away	Conf.	Div.
y-Dallas	11	5	0	.688	429	337	6-2	5-3	9-3	4-2
x-Philadelphia	11	5	0	.688	429	337	6-2	5-3	9-3	4-2
N.Y. Giants	8	8	0	.500	402	427	4-4	4-4	6-6	4-2
Washington	4	12	0	.250	266	336	3-5	1-7	2-10	0-6

NFC North										
Team	W	L	T	Pct.	PF	PA	Home	Away	Conf.	Div.
<b>yz-Minnesota</b>	<b>12</b>	<b>4</b>	<b>0</b>	<b>.750</b>	<b>470</b>	<b>312</b>	<b>8-0</b>	<b>4-4</b>	<b>9-3</b>	<b>5-1</b>
x-Green Bay	11	5	0	.688	461	297	6-2	5-3	9-3	4-2
Chicago	7	9	0	.438	327	375	5-3	2-6	5-7	3-3
Detroit	2	14	0	.188	244	400	1-7	2-6	3-9	1-5

NFC South										
Team	W	L	T	Pct.	PF	PA	Home	Away	Conf.	Div.
yz*-New Orleans	13	3	0	.812	510	341	6-2	7-1	9-3	4-2
Atlanta	9	7	0	.562	363	325	6-2	3-5	6-6	3-3
Carolina	8	8	0	.500	315	308	5-3	3-5	8-4	4-2
Tampa Bay	3	13	0	.188	244	400	1-7	2-6	3-9	1-5

NFC West										
Team	W	L	T	Pct.	PF	PA	Home	Away	Conf.	Div.
y-Arizona	10	6	0	.625	375	325	4-4	6-2	8-4	4-2
San Francisco	8	8	0	.500	330	281	6-2	2-6	7-5	5-1
Seattle	5	11	0	.312	280	390	4-4	1-7	4-8	3-3
St. Louis	1	15	0	.062	175	436	0-8	1-7	1-11	0-6

x-playoff berth; y-division winner; z-first round bye; \*-homefield

## VIKINGS VS. NFC NORTH

Team	Total Games	All-Time Series	Titles*
Chicago Bears	98	52-44-2	2
Detroit Lions	97	65-30-2	0
Green Bay Packers	98	48-49-1	4

\* Since 2002 division realignment

The following numbers are combined NFC Central and NFC North:

Playoff Appearances	Division Titles
23 .... Minnesota Vikings	17 .. Minnesota Vikings
11 .... Chicago Bears	7 .. Chicago Bears
10 .... Green Bay Packers	5 .. Green Bay Packers
7 .... Detroit Lions	5 .. Detroit Lions
6 .... Tampa Bay Buccaneers	3 .. Tampa Bay Buccaneers

## WHERE THEY HAIL FROM

Name	Hometown City, State
Husain Abdullah	Pomona, CA
Asher Allen	Tucker, GA
Jared Allen	Los Gatos, CA
Bernard Berrian	Winton, CA
Jasper Brinkley	Thomson, GA
Ryan Cook	Albuquerque, NM
Jon Cooper	Fort Collins, CO
Jeff Dugan	Pittsburgh, PA
Ray Edwards	Cincinnati, OH
Fred Evans	Morgan Park, IL
Heath Farwell	Corona, CA
Brett Favre	Kiln, MS
Eric Frampton	San Jose, CA
Chad Greenway	Mt. Vernon, SD
Cedric Griffin	San Antonio, TX
Letroy Guion	Starke, FL
Percy Harvin	Virginia Beach, VA
Anthony Herrera	Naples, FL
Artis Hicks	Jackson, TN
Steve Hutchinson	Ft. Lauderdale, FL
Tarvaris Jackson	Montgomery, AL
Jaymar Johnson	Gary, IN
Tyrell Johnson	Rison, AR
Jimmy Kennedy	Yonkers, NY
Jim Kleinsasser	Carrington, ND
Chris Kluwe	Los Alamitos, CA
Ben Leber	Vermillion, SD
J Leman	Champaign, IL
Greg Lewis	Matteson, IL
Phil Loadholt	Fountain, CO
Cullen Loeffler	Ingram, TX
Ryan Longwell	Bend, OR
Bryant McKinnie	Woodbury, NJ
Jayme Mitchell	Jackson, MS
Garrett Mills	Jenks, OK
Kenny Onatolu	Papillion, NE
Karl Paymah	Culver City, CA
Adrian Peterson	Palestine, TX
Darius Reynaud	Boutte, LA
Sidney Rice	Gaffney, SC
Brian Robison	Splendora, TX
Sage Rosenfels	Maquoketa, IA
Jamarca Sanford	Batesville, MS
Benny Sapp	Ft. Lauderdale, FL
Visanthe Shiancoe	Laurel, MD
John Sullivan	Old Greenwich, CT
Naufahu Tahai	West Valley City, UT
Chester Taylor	River Rouge, MI
Kevin Williams	Fordyce, AR
Madieu Williams	Lanham, MD
Pat Williams	Monroe, LA
Antoine Winfield	Akron, OH
Albert Young	Moorestown, NJ

### State by State Breakdown

California - 7	Connecticut - 1
Texas - 4	Indiana - 1
Florida - 4	Iowa - 1
Illinois - 3	Michigan - 1
Maryland - 2	Nebraska - 1
Ohio - 2	New Mexico - 1
Arkansas - 2	New York - 1
Georgia - 2	North Dakota - 1
Louisiana - 2	Ohio - 1
Mississippi - 2	Oklahoma - 1
New Jersey - 2	Oregon - 1
South Dakota - 2	Pennsylvania - 1
Colorado - 2	South Carolina - 1
Alabama - 1	Utah - 1
	Virginia - 1

# VIKINGS 2009 TEAM NOTES



## CENTURY CLUB

TE **Visanthe Shiancoe** and DT **Kevin Williams** have become the most recent Vikings to reach 100 career games played. With Shiancoe and Williams, the Vikings now have 10 current players that have reached the 100-game plateau in regular season games played: QB **Brett Favre** (289), G **Steve Hutchinson** (132), TE **Jim Kleinsasser** (149), LB **Ben Leber** (120), K **Ryan Longwell** (208), T **Bryant McKinnie** (116), TE **Visanthe Shiancoe** (112), RB **Chester Taylor** (123), DT **Kevin Williams** (110), DT **Pat Williams** (185), and CB **Antoine Winfield** (154).

Of the group, Kleinsasser has played the most games in a Vikings uniform, with all 149 contests coming as a member of the team. With his 16 games played in 2009, he moved into 26th place in the Vikings all-time games played list, which is topped by DT **Jim Marshall** (270).

## DRESSED TO IMPRESS

Seven players on the current Vikings roster have started at least 90% of the regular season NFL games they have been active for (at least 45 career games), including 2 that have remarkably opened every game in which they've played.

Player	GS	GP	%
Brett Favre.....	285	289	98.6%
Jared Allen.....	87	93	93.5%
Chad Greenway.....	47	48	97.9%
Steve Hutchinson.....	132	132	100.0%
Bryant McKinnie.....	115	116	99.1%
Kevin Williams.....	110	110	100.0%
Madiou Williams.....	70	74	94.6%

## 2009 STRENGTH OF SCHEDULE

The Vikings had the 31st toughest schedule in 2009. Minnesota faced 3 of the 4 teams that reached the 2008 NFC and AFC Championship games and lined up against 5 of the 2008 playoff squads - Arizona, Baltimore, Carolina, New York Giants, and Pittsburgh.

### 2009 NFL Strength of Schedule

Team	2008 Pct./W-L
Miami Dolphins.....	.594/152-104
Carolina Panthers.....	.592/151-104
New England Patriots.....	.590/151-105
Atlanta Falcons.....	.588/150-105
Tampa Bay Buccaneers.....	.580/148-107
Buffalo Bills.....	.570/146-110
New York Jets.....	.568/145-110
New Orleans Saints.....	.557/142-113
Philadelphia Eagles.....	.535/137-119
New York Giants.....	.527/134-120
Jacksonville Jaguars.....	.516/132-124
Dallas Cowboys.....	.516/131-123
Indianapolis Colts.....	.512/131-125
Tennessee Titans.....	.508/130-126
Houston Texans.....	.506/129-126
Washington Redskins.....	.492/125-129
San Diego Chargers.....	.484/123-131
Kansas City Chiefs.....	.484/123-131
Oakland Raiders.....	.480/122-132
Denver Broncos.....	.480/122-132
Detroit Lions.....	.467/119-136
St. Louis Rams.....	.465/119-137
Cincinnati Bengals.....	.465/119-137
Seattle Seahawks.....	.457/117-139
Cleveland Browns.....	.449/114-140
San Francisco 49ers.....	.443/113-142
Arizona Cardinals.....	.441/113-143
Baltimore Ravens.....	.438/111-143
Pittsburgh Steelers.....	.434/110-144
Green Bay Packers.....	.428/109-146
<b>Minnesota Vikings.....</b>	<b>.420/107-148</b>
Chicago Bears.....	.414/105-149

## RETURNING TO THE PLAYOFFS

The Vikings are 239-143-2 all-time (including 12-4 in 2009) in regular season games following a playoff berth, and the team has made 18 of a possible 24 trips to the postseason after an appearance in the previous year (includes secured playoff berth in 2009).

## VIKINGS LATEST ROSTER MOVES

Date	Player	Transaction
Jan. 26.....	T Patrick Brown.....	Signed as Reserve/Future Free Agent
Jan. 25.....	DB Colt Anderson.....	Signed as Reserve/Future Free Agent
Jan. 25.....	T Chris Clark.....	Signed as Reserve/Future Free Agent
Jan. 25.....	RB Ian Johnson.....	Signed as Reserve/Future Free Agent
Jan. 25.....	DT Tremaine Johnson.....	Signed as Reserve/Future Free Agent
Jan. 25.....	WR Vinny Perretta.....	Signed as Reserve/Future Free Agent
Jan. 25.....	T Drew Radovich.....	Signed as Reserve/Future Free Agent
Jan. 25.....	DB DeAndre Wright.....	Signed as Reserve/Future Free Agent
Jan. 21.....	WR Tave Biddle.....	Signed as Reserve/Future Free Agent
Jan. 21.....	RB James Johnson.....	Signed as Reserve/Future Free Agent
Dec. 9.....	TE Garrett Mills.....	Signed from Practice Squad
Dec. 9.....	T Drew Radovich.....	Signed to Practice Squad
Dec. 9.....	LB J Leman.....	Signed to Practice Squad
Dec. 9.....	LB E.J. Henderson.....	Placed on Injured Reserve
Dec. 8.....	DB DeAndre Wright.....	Released from Practice Squad
Oct. 21.....	CB DeAndre Wright.....	Signed to Practice Squad
Oct. 21.....	QB John David Booty.....	Released from Practice Squad
Oct. 17.....	QB John David Booty.....	Signed to Practice Squad
Oct. 17.....	T Clint Oldenburg.....	Released from Practice Squad
Oct. 14.....	T Clint Oldenburg.....	Signed to Practice Squad
Oct. 14.....	QB John David Booty.....	Waived from Practice Squad
Sep. 29.....	C Jon Cooper.....	Signed
Sep. 29.....	T Patrick Brown.....	Signed to Practice Squad
Sep. 29.....	WR Vinny Perretta.....	Signed to Practice Squad
Sep. 29.....	C Jon Cooper.....	Released from Practice Squad
Sep. 29.....	C Kory Lichtensteiger.....	Waived
Sep. 29.....	WR Nick Moore.....	Released from Practice Squad
Sep. 10.....	WR Greg Lewis.....	Signed
Sep. 10.....	WR Bobby Wade.....	Waived
Sep. 7.....	C Jon Cooper.....	Signed to Practice Squad
Sep. 7.....	T Drew Radovich.....	Released from Practice Squad
Sep. 6.....	C Corey Lichtensteiger.....	Signed
Sep. 6.....	C Jon Cooper.....	Waived
Sep. 6.....	DB Colt Anderson.....	Signed to Practice Squad
Sep. 6.....	QB John David Booty.....	Signed to Practice Squad
Sep. 6.....	T Chris Clark.....	Signed to Practice Squad
Sep. 6.....	RB Ian Johnson.....	Signed to Practice Squad
Sep. 6.....	DT Tremaine Johnson.....	Signed to Practice Squad
Sep. 6.....	TE Garrett Mills.....	Signed to Practice Squad
Sep. 6.....	WR Nick Moore.....	Signed to Practice Squad
Sep. 6.....	T Drew Radovich.....	Signed to Practice Squad
Sep. 5.....	DB Colt Anderson.....	Waived
Sep. 5.....	QB John David Booty.....	Waived
Sep. 5.....	FB Nehemiah Broughton.....	Waived
Sep. 5.....	DE Martail Burnett.....	Waived
Sep. 5.....	T Chris Clark.....	Waived
Sep. 5.....	G Brian Daniels.....	Waived
Sep. 5.....	C Juan Garcia.....	Waived
Sep. 5.....	DE Otis Grigsby.....	Waived
Sep. 5.....	S De'von Hall.....	Waived
Sep. 5.....	LB David Herron.....	Waived
Sep. 5.....	DT Antoine Holmes.....	Waived
Sep. 5.....	RB Ian Johnson.....	Waived
Sep. 5.....	DT Tremaine Johnson.....	Waived
Sep. 5.....	G Andy Kemp.....	Waived
Sep. 5.....	CB Marcus McCauley.....	Waived
Sep. 5.....	TE Garrett Mills.....	Waived
Sep. 5.....	WR Nick Moore.....	Waived
Sep. 5.....	TE Jake Nordin.....	Waived
Sep. 5.....	WR Vinny Perretta.....	Waived
Sep. 5.....	T Drew Radovich.....	Waived
Sep. 5.....	CB Marcus Walker.....	Waived
Sep. 5.....	WR Bobby Williams.....	Waived

# VIKINGS 2009 TEAM NOTES



## 2009 NFL DRAFT

Despite tying a franchise-low by only drafting 5 players, the Vikings were efficient and opportunistic at the 2009 NFL Draft, filling areas of need while taking players with great upside. The Vikings walked away with 4 of their 5 picks hailing from the Southeastern Conference. **All 5 of the Vikings draft choices made the Vikings 53-man roster and started at least one game in 2009.**

### Round 1 - 22nd Selection

1. **Percy Harvin** (#22), WR, Florida

2009 Totals: 15 games played, 8 starts, 60 rec., 790 yards, 13.2 avg., 6 TDs; 42 kickoff returns, 1,156 yards, 2 TDs, 27.5 avg., 101t long.

### Round 2 - 22nd Selection

2. **Phil Loadholt** (#54), T, Oklahoma

2009 Totals: 15 games played, 15 starts; only the 5th rookie tackle in Vikings history to ever start a season opener.

### Round 3 - 22nd Selection

3. **Asher Allen** (#86), CB, Georgia

2009 Totals: 10 games played, 1 start, 23 tackles, 1.0 sack, 1 TFL, 1 INT, 1 FF, 2 PD, 5 special teams tackles.

### Round 5 - 14th Selection

5. **Jasper Brinkley** (#150), LB, South Carolina

2009 Totals: 16 games played, 4 starts, 31 tackles, 1 TFL, 3 QB hurries, 11 special teams tackles.

### Round 7 - 22nd Selection

7. **Jamarca Sanford** (#231), S, Mississippi

2009 Totals: 14 games played, 1 start, 15 tackles, 19 special teams tackles, 1 FF.



## OFFSEASON ACQUISITIONS

During the 2009 offseason and preseason, the Vikings added key players through either free agency or trades, including future Hall of Fame QB **Brett Favre**. The team also re-signed multiple players, including LB **Heath Farwell**, TE **Jim Kleinsasser** and FB **Naufahu Tah**i.

### Free Agency

QB **Brett Favre** (NYJ)

LB **Kenny Onatolu**

CB **Karl Paymah** (Den.)

### Notes

Threw for 4,202 passing yards and 33 TDs on 363-of-531 passing (68.4%)...Posted 107.2 passer rating.

Tied for the team lead with 24 special teams tackles...Had one defensive tackle.

Finished with 14 tackles, 4 passes defended...Also notched 11 special teams tackles.

### Trade

QB **Sage Rosenfels** (Hou.)

### Notes

Did not play during 2009 regular season.

### Re-Signed

DT **Fred Evans** (RFA)

LB **Heath Farwell** (UFA)

DT **Jimmy Kennedy** (UFA)

TE **Jim Kleinsasser** (UFA)

DT **Jayme Mitchell** (RFA)

CB **Benny Sapp** (UFA)

FB **Naufahu Tah**i (RFA)

CB **Antoine Winfield** (re-signed)

### Notes

Had 11 tackles and 5 QB hurries on the season.

Tied for the team lead with 24 special teams tackles and earned his first Pro Bowl honors.

Tied a career high with 3.0 sacks...Also had 29 tackles, 4 TFL, 7 QB hurries and 2 passes defended.

Caught 10 passes for 70 yards and helped RB Adrian Peterson rush for 1,383 yards and 18 TDs.

Played in 4 games and had 3 tackles and 5 QB hurries on the year.

Finished with 55 tackles, 3 TFLs, 2 FF, and 7 passes defended...Also had 5 special teams tackles.

Caught 10 passes for 67 yards and a TD...Helped RB Adrian Peterson rush for 1,383 yards and 18 TDs.

Finished with 58 tackles, 1.0 sack, 1 INT, 1 FF, 2 TFLs and 9 passes defended.

## TEAM FACTS AND FIGURES

• Oldest Vikings player	Brett Favre, 40	Born 10/10/69
• Youngest Vikings player	Percy Harvin, 21	Born 5/28/88
• Most seasons as a Viking	Jim Kleinsasser	11
• Most NFL seasons	Brett Favre	19
• College with the most Vikings	Maryland (4)	Jeff Dugan, E.J. Henderson, Erin Henderson, Madieu Williams
• Conference with the most Vikings	Big 12	9 players on '09 roster
• Largest Viking	Phil Loadholt	Stands 6-8 and weighs 343 pounds
• Smallest Viking	Antoine Winfield, CB	Stands 5-9 and weighs 180 pounds
• Former 1 <sup>st</sup> -round draft picks	8	Chad Greenway, Percy Harvin, Steve Hutchinson, Jimmy Kennedy, Bryant McKinnie, Adrian Peterson, Kevin Williams, Antoine Winfield
• Pro Bowlers	11	Jared Allen, Heath Farwell, Brett Favre, Percy Harvin, Steve Hutchinson, Bryant McKinnie, Adrian Peterson, Sidney Rice, Kevin Williams, Pat Williams, Antoine Winfield
• Coaches who played in the NFL	6	Eric Bieniemy, Karl Dunbar, Leslie Frazier, Jason Glenn, Jimmie Johnson, Fred Pagac

## NEW FACES

The Vikings had 13 players who were on the Vikings active roster for the first time this season: CB **Asher Allen**, LB **Jasper Brinkley**, C **Jon Cooper**, QB **Brett Favre**, WR **Percy Harvin**, WR **Jaymar Johnson**, LB **J Leman**, WR **Greg Lewis**, LB **Kenny Onatolu**, CB **Karl Paymah**, QB **Sage Rosenfels**, S **Jamarca Sanford** and RB **Albert Young**. Both Johnson and Young spent the 2008 season on the Vikings practice squad.



## VIKINGS PRONUNCIATION GUIDE

### Players

Husain Abdullah.....	WHO-sane ab-dul-LA
Bernard Berrian.....	bare-E-an
Jeff Dugan.....	DOO-gan
Letroy Guion.....	LA-troy GUY-on
Anthony Herrera.....	HA-rare-ah
Tarvaris Jackson.....	ta-VAR-is
Tyrell Johnson.....	TIE-rell
Jim Kleinsasser.....	KLINE-sauce-er
Chris Kluwe.....	CLUE-ee
Ben Leber.....	LEE-ber
Kory Lichtensteiger.....	LICK-tin-sty-ger
Cullen Loeffler.....	LEFF-ler
Kenny Onatolu.....	on-uh-TOE-lu
Darius Reynaud.....	RAY-nod
Brian Robison.....	ROB-ah-sin
Visanthe Shiancoe.....	vi-sahn-tay SHANK-oh
Naufahu Tahī.....	nah-fah-WHO TAH-hee
Madieu Williams.....	muh-DEE-you
Antoine Winfield.....	an-TWAN

### Coaches

Eric Bieniemy.....	bee-en-uh-me
Tom Kanavy.....	ka-NAY-vee
Fred Pagac.....	PUG-itch

## UNDRAFTED DOESN'T MEAN UNDESERVING

For many NFL players, not being selected in the 7 rounds of the draft is extra motivation to prove their worth. The Vikings feature 17 undrafted players who have earned valuable roles on the team, the most notable of which include 3-time Pro Bowl DT **Pat Williams**, who was a rookie free agent with Buffalo in 1997 before moving into a starting role with the Bills in 2000, and K **Ryan Longwell**, who was signed by San Francisco in 1997.

The Vikings have signed 10 undrafted rookies that have been molded into key players, including LS **Cullen Loeffler** and starting G **Anthony Herrera** in 2004, LB **Heath Farwell**, who was injured throughout 2008, in 2005, DE **Jayme Mitchell** in 2006, and S **Husain Abdullah**, LB **Erin Henderson**, and WR **Darius Reynaud** in 2008. This season LB **J Leman** and RB **Albert Young** joined the active roster after originally signing as undrafted rookies in 2008, and rookie C **Jon Cooper** became the newest member of the undrafted class.

Several other Vikings began their NFL careers as undrafted rookies before joining the Vikings. G **Artis Hicks** was a rookie free agent with the Eagles and went on to start in the Super Bowl for the team. WR **Greg Lewis** was also a rookie free agent for the Eagles, while CB **Benny Sapp** was signed by Kansas City in 2004. P **Chris Kluwe** was a rookie free agent for the Seattle Seahawks in 2005, and FB **Naufahu Tahī** was signed by the Cincinnati Bengals in 2006. Vikings LB **Kenny Onatolu** spent his first 2 years out of college with the CFL's Edmonton Eskimos.

The Vikings most notable all-time undrafted players include Ring of Honor inductees **John Randle** and **Mick Tingelhoff**.

## INTERNATIONAL VIKINGS

The Vikings have 4 players who were born outside of the United States:

- \* WR **Bernard Berrian**, whose parents are retired from the U.S. Air Force, was born in Spain.
- \* G **Anthony Herrera** was born in Trinidad before emigrating to the United States as a child, arriving in Florida on his 14th birthday. Herrera became a U.S. citizen in the spring of 2008.
- \* S **Madieu Williams** is a native of Sierra Leone. He moved to Maryland with his family at age nine.
- \* TE **Visanthe Shiancoe** was born in Birmingham, England.

## ROSTER TURNOVER 2006-2009

Of the 53 players on the 2009 active roster, 22 were on the Vikings roster for the first regular-season game under **Brad Childress** on 9/11/2006. Including players that joined the Vikings during the 2006 campaign, a total of 23 players on the '09 roster were members of the purple and gold in Childress' first season. Childress has been able to keep a core group of key players together since the beginning of his tenure, as 8 of the 22 starters and 16 players from that first game in 2006, including the 3 specialists, were back in 2009. Here is a position-by-position look at the roster turnover over the past 3 seasons:

**QUARTERBACKS** – Of the 3 QBs currently on the Vikings roster, only **Tarvaris Jackson** was a Viking in 2006.

**RUNNING BACKS/ FULLBACKS** – 2 of the 4 RBs/FBs on the Vikings roster were Vikings in 2006 (RB **Chester Taylor** and FB **Naufahu Tahī**\*)

**WIDE RECEIVERS** – The WR position has seen the biggest turnover as 0-of-6 wideouts on the Vikings roster were on the squad in 2006.

**TIGHT ENDS** – 2 of the 4 TEs were Vikings in 2006 (**Jeff Dugan** and **Jim Kleinsasser**).

**OFFENSIVE LINE** – The Vikings have been able to keep the nucleus of their offensive line together with 5 of the 8 players on the roster still remaining from the 2006 squad (**Ryan Cook**, **Anthony Herrera**, **Artis Hicks**, **Steve Hutchinson**, and **Bryant McKinnie**). McKinnie, Hicks, and Hutchinson were all starters in 2006 while Cook joined them as a starter in 2008.

**DEFENSIVE LINE** – 4 of the 9 defensive linemen on the roster remain from the 2006 season (**Ray Edwards**, **Jayme Mitchell**, **Kevin Williams**, and **Pat Williams**).

**LINEBACKERS** – 3 of 6 linebackers, including 2 starters in 2009, were with the Vikings in 2006 (**Heath Farwell**, **Chad Greenway**\*\* and **Ben Leber**; **E.J. Henderson** placed on IR on 12/9/09). Leber and Henderson were starters that year and Greenway, who suffered a season-ending injury in '06, moved into the starting lineup with the others beginning in 2007.

**DEFENSIVE BACKS** – 2 of the Vikings 10 defensive backs were members of the 2006 team (**Cedric Griffin** and **Antoine Winfield**).

**SPECIALISTS** – All 3 Vikings specialists (P **Chris Kluwe**, K **Ryan Longwell**, and LS **Cullen Loeffler**) from 2006 are returning in 2009.

\* - Tahī joined the Vikings in 2006 during Week 12 of the season

\*\* - Greenway was on injured reserve for the entire 2006 season

## 2010 NFL DRAFT FIRST ROUND ORDER

Teams 2009 regular season records are in parentheses:

- |                                  |                                 |
|----------------------------------|---------------------------------|
| 1. St. Louis Rams (1-15)         | 17. Tennessee Titans (8-8) #    |
| 2. Detroit Lions (2-14)          | 18. Pittsburgh Steelers (9-7)   |
| 3. Tampa Bay Buccaneers (3-13)   | 19. Atlanta Falcons (9-7) #     |
| 4. Washington Redskins (4-12)    | 20. Houston Texans (9-7) #      |
| 5. Kansas City Chiefs (4-12)     | 21. Cincinnati Bengals (10-6)   |
| 6. Seattle Seahawks (5-11)       | 22. New England Patriots (10-6) |
| 7. Cleveland Browns (5-11)       | 23. Green Bay Packers (11-5)    |
| 8. Oakland Raiders (5-11)        | 24. Philadelphia Eagles (11-5)  |
| 9. Buffalo Bills (6-10)          | 25. Baltimore Ravens (9-7)      |
| 10. Chicago Bears (7-9) #        | 26. Arizona Cardinals (10-6)    |
| 11. Jacksonville Jaguars (7-9) # | 27. Dallas Cowboys (11-5)       |
| 12. Miami Dolphins (7-9)         | 28. San Diego Chargers (13-3)   |
| 13. San Francisco 49ers (8-8)    | 29. New York Jets (9-7)         |
| 14. Denver Broncos (8-8)         | 30. Minnesota Vikings (12-4)    |
| 15. New York Giants (8-8)        | 31. Indianapolis Colts (14-2)   |
| 16. Carolina Panthers (8-8) #    | 32. New Orleans Saints (13-3)   |

# Subject to coin flip



## 2009 DRAFT CHOICES

### DRAFT CHOICES

#### **PERCY HARVIN, WR, FLORIDA FIRST ROUND – 22ND CHOICE, 22ND OVERALL**

Harvin became the first Florida Gator drafted in the first round in Vikings history and the fifth wide receiver selected in the opening round by the team.

Harvin left school after his junior season as one of the most prolific players in recent history. A consummate dual threat at wide receiver and tailback, Harvin amassed 1,929 aerial yards to go with 1,852 on the ground and 32 total touchdowns in a three-year career that included two National Championships. He became one of only two wide receivers in Division I-A football since 1996 to have over 1,500 rushing and receiving yards, and the first to accomplish the feat in just 3 years. The Virginia Beach native set a number of Florida records, including most career yards rushing by a WR (1,852), and most rushing yards in a single season by a receiver (764 in 2007). Harvin earned 2008 1st-Team All-America (all purpose) honors from the AFCA, Sports Illustrated, Walter Camp and was a 2nd-Teamer with the Associated Press. He was also selected as a 1st-Team All-SEC WR by the league's coaches and 1st-Team by the Associated Press as an all-purpose player and 2nd-Team as a WR.

Harvin is the only athlete in Virginia state history to claim five gold medals at the state track championships.

#### **PHIL LOADHOLT, OT, OKLAHOMA SECOND ROUND – 22ND CHOICE, 54TH OVERALL**

Standing at 6'8 and 340 pounds Phil Loadholt made his mark as a dominating force on one of college football's best offensive units. A consensus first-team All-Big 12 as a senior, Loadholt spent two seasons at OU, transferring in after two seasons at Garden City (KS) Community College. In his two years in Norman, the Sooners won back-to-back Big 12 titles and compiled a 23-5 record with Loadholt opening 27 contests. The Fountain, Colorado native helped 2008 OU team set numerous national and team records, including scoring an NCAA-record 716 points, topping the 656 by Hawaii in 2006 and recording a team and NCAA-record 96 offensive touchdowns. Oklahoma averaged over 51 points and 547 yards per game, while scoring 60+ points in five-straight games in 2008. The 2008 squad capped the year off with a Big 12 title and advanced to National Championship game against Harvin's Florida Gator. Loadholt blocked for a pair of 1,000-yard rushers as a senior.

#### **ASHER ALLEN, CB, GEORGIA THIRD ROUND – 22ND CHOICE, 86TH OVERALL**

Allen joined the Vikings after his junior season with the Bulldogs as a hard-nosed cornerback and elite kickoff return specialist. The Tucker, Georgia, native started his final two seasons at Georgia as a strong-side corner and earned recognition as a finalist for the Lott Trophy and as a semifinalist for the Jim Thorpe Award as the nation's top defensive back. The Lott Trophy is presented annually to the college football Defensive IMPACT Player of the Year. IMPACT is an acronym for: Integrity, Maturity, Performance, Academics, Community, and Tenacity.

In total, Allen started 24 of 39 games at Georgia and tallied 141 tackles, 3 sacks, and 9 TFLs, 3 INTs, and 2 FRs. As a kick returner, Allen set the Bulldogs season record for returns and return yards with 28 returns for 690 yards. He also leaves school after just three years ranked third in Georgia history with 1,110 career return yards and fourth in school annals with a 23.6 yards per attempt average.

#### **JASPER BRINKLEY, LB, SOUTH CAROLINA FIFTH ROUND – 14TH CHOICE, 150TH OVERALL**

The Vikings moved up eight spots in the fifth round, trading their second of two seventh round picks to Washington, to make sure they got Brinkley. The Thomson, Georgia native was considered a top-round pick at middle linebacker before injuring his knee four games into the 2007 season, being named to the All-SEC first-team and the Bronko Nagurski Trophy, Butkus Award, and Lombardi Award watch lists in the 2007 preseason. Brinkley spent 2 months in a wheelchair, but returned to start every game in 2008, playing his best football at the end of the season, including 11 tackles and an INT in the Gamecocks matchup vs. Iowa in the Outback Bowl. Brinkley was named to the All-SEC second-team, as the Gamecocks defense ranked 13th in the nation in total defense and second in the nation in pass defense.

Brinkley was teammates with Vikings wide receiver **Sidney Rice** at South Carolina.

#### **JAMARCA SANFORD, S, OLE MISS SEVENTH ROUND – 22ND CHOICE, 231ST OVERALL**

A four-year starter at Mississippi, Sanford was the SEC's active leader in career tackles as a senior in 2008. The Batesville, Mississippi native started all 44 games he played in and was selected to play in the Texas vs. The Nation All-Star Challenge following his senior season. Sanford's leadership was recognized when he was named a captain for the Rebels in 2008 and honored with the 2008 Leadership Award from the Birmingham Alumni Club. Sanford made an impact as a freshman at Ole Miss as he was named third-team Freshman All-America by the sporting news and first-team Freshman All-SEC by the leagues coaches. Sanford was selected as the SEC Defensive Player of the Week after Mississippi's game at Florida in 2008, as he shut future teammate Percy Harvin down.

Sanford was teammates at Ole Miss with Vikings defensive end **Jayme Mitchell**.



# VIKINGS 2009 TEAM NOTES



## 2009 SCHEDULE NOTABLES

- at CLE - The Vikings hadn't traveled to Cleveland in the regular season since 1989. The Vikings opened the '83 season in Cleveland, winning 27-21, and have now won both openers against Cleveland, defeating the Browns 34-20 this year.
- at DET - The Vikings have swept Detroit 6 times since 2000, and their 65 wins over the Lions, including this year's 27-13 victory at Detroit, are the most vs. any opponent in the NFL.
- vs. SF - The Vikings are now 5-1 in their last 6 games at home vs. the 49ers, including the 27-24 victory this season (9/27).
- vs. GB - The Vikings now have a 4-3 record against the Packers on Monday Night Football after winning the team's 50th MNF game on 10/5/09. In his first matchup against his old team, QB Brett Favre completed 24 of 31 passes for 271 yards and 3 TDs with a passer rating of 135.3.
- at STL - The Vikings faced 2 coaches from their 2008 staff in former special teams coordinator Paul Ferraro and assistant defensive line coach Brendan Daly...St. Louis had won 4 of the last 5 matchups before the Vikings win this season.
- vs. BAL - The Ravens made their 1st-ever visit to the Hubert H. Humphrey Metrodome, and former Vikings C Matt Birk spent his 1st time on the visitor's sideline at the Dome. The Vikings win gave the team a 6-0 start for the first time since 2003.
- at PIT - Was the first regular season matchup vs. former Vikings defensive coordinator Mike Tomlin...Game marked the 2nd straight season where the Vikings played the defending Super Bowl champions.
- at GB - Prior to this year's win at Green Bay, the last Vikings victory at Lambeau Field was in 2005, when offensive coordinator Darrell Bevell was the Packers QB coach...QB Brett Favre made his first return to Lambeau Field after spending 16 seasons with the Packers.
- vs. DET - The Vikings still haven't lost to the Lions at home since 1997...The team is 35-12-1 at home against Detroit all time after the win in '09.
- vs. SEA - QB **Brett Favre** threw for 213 yards and 4 TDs on 22-of-25 passing, setting a career high and a Vikings record with an 88.0 completion percentage. The Vikings held the Seahawks to 4 rushing yards, the 2nd-lowest in team history.
- vs. CHI - The Vikings improved their overall record against Chicago to 52-43-2 and improved to 5-0 against the NFC North in 2009...RB Adrian Peterson reached 1,000 rushing yards for the 3rd consecutive season.
- at ARI - The Vikings had their first loss at University of Phoenix Stadium and their 2nd loss of the 2009 regular season.
- vs. CIN - Vikings are now 5-0 against Cincinnati at home after winning in 2009...With his 2 rushing TDs in the game, RB Adrian Peterson reached 14 on the season, breaking the team record for the most rushing TDs in a single season.
- at CAR - The Vikings 2nd-ever trip to Carolina and 1st-ever prime-time matchup against the Panthers ended in a 26-7 loss, moving the series total to 5-4-0 in favor of Minnesota.
- at CHI - It was the 3rd consecutive year the Vikings saw the Bears in prime-time. The Vikings are now 6-5 vs. the Bears on MNF after the 2009 loss.
- vs. NYG - The Vikings met the Giants in the final regular season for the 2nd consecutive season and are now 3-0 against New York under Head Coach Brad Childress. The game featured the 2 players with the most consecutive games played in NFL history - P **Jeff Feagles** (352) and QB **Brett Favre** (287).

## 2009 REGULAR SEASON OPPONENTS

*(Records include 2009 games)*

Home (Series Record: Home Series Record)

### **NFC North**

Chicago Bears (52-44-2; 31-19-0)  
Detroit Lions (65-30-2; 35-12-1)  
Green Bay Packers (48-49-1; 25-23-0)

### **NFC West**

San Francisco 49ers (21-22-1; 13-9-0)  
Seattle Seahawks (5-6-0; 3-2-0)

### **AFC North**

**Baltimore Ravens (2-2-0; 1-0-0)**  
Cincinnati Bengals (6-5-0; 5-0-0)

### **NFC East**

**New York Giants (14-10-0; 6-4-0)**

Away (Series Record: Away Series Record)

### **NFC North**

Chicago Bears (52-44-2; 21-25-2)  
Detroit Lions (65-30-2; 30-18-1)  
Green Bay Packers (48-49-1; 23-26-1)

### **NFC West**

**Arizona Cardinals (12-10-0; 6-6-0)**  
St. Louis Rams (23-16-2; 9-13-0)

### **AFC North**

Cleveland Browns (11-3-0; 4-2-0)  
**Pittsburgh Steelers (8-8-0; 4-5-0)**

### **NFC South**

**Carolina Panthers (5-4-0; 0-2-0)**

2008 Playoff Teams In **Bold**

\* The Vikings faced both of the Super Bowl XLIII teams (Pittsburgh, Arizona), 3 of the 4 NFC/AFC championship game teams (Arizona, Baltimore and Pittsburgh) and 5 of the 2008 playoff squads.

# VIKINGS POSTSEASON INFORMATION



## POSTSEASON NOTES

- \* 2009 was the Vikings 2nd-consecutive postseason appearance and the team's 4th since 2000.
- \* This was the Vikings 26th playoff appearance and the NFC Championship was the team's 45th playoff game.
- \* The Vikings have an all-time postseason record of 19-26 (.422) in their 45 games played.
- \* The Vikings 45 playoff games are the 3rd-most among all NFL teams, with only Dallas (58) and Pittsburgh (50) having more.
- \* Six Vikings have yet to be active for a playoff game, while 47 have now either played or been active in at least one playoff game. Eleven Vikings played in their first postseason game in 2009.
- \* Thirty-two Vikings have started at least one playoff game.
- \* Among current Vikings players, there have been 200 postseason games played with 110 starts.
- \* QB **Brett Favre** has the most playoff starts (24) among current Vikings. Favre also has the most games played (24) among current Vikings; his 24 games are more than the next 2 players combined.

## BRAD CHILDRESS IN POSTSEASON

Vikings Head Coach **Brad Childress** has now coached in 3 postseason games as a head coach (1-2). As an assistant coach/offensive coordinator for the Philadelphia Eagles, Childress was a part of 5 straight playoff appearances, winning 7 games and advancing to the NFC Championship 3 years in a row (2001-03) before advancing to the Super Bowl following the 2004 season. He has coached in 5 NFC Championships overall with 2009 being his 1st as a head coach. He has taken the Vikings to the playoffs the past 2 years.

### Childress' Playoff Experience

- \*2000 - Wild Card vs. TB (W 21-3), Divisional at NYG (L 10-20)
- \*2001 - Wild Card vs. TB (W 31-9), Divisional at CHI (W 33-19), NFC Championship at St. Louis (L 24-29)
- \*2002 - Divisional vs. ATL (W 20-6), NFC Championship vs. TB (L 10-27)
- \*2003 - Divisional vs. GB (W 20-17), NFC Championship vs. CAR (L 3-14)
- \*2004 - Divisional vs. MIN (W 27-14), NFC Championship vs. ATL (W 27-10), Super Bowl 39 vs. NE (L 21-24)
- 2008 - Wild Card vs. PHI (L 14-26)**
- 2009 - Divisional vs. DAL (W 34-3), NFC Championship at N.O. (L 28-31 OT)**
- \* *Philadelphia*

## PLAYOFF OPPONENTS

Team	Games	W-L
St. Louis/Los Angeles Rams.....	7	5-2
Dallas Cowboys.....	7	3-4
San Francisco 49ers.....	5	1-4
Washington Redskins.....	5	2-3
N.Y. Giants.....	3	1-2
Philadelphia Eagles.....	3	0-3
Atlanta Falcons.....	2	1-1
New Orleans Saints.....	3	2-1
Arizona/St. Louis Cardinals.....	2	2-0
Baltimore Colts.....	1	0-1
Chicago Bears.....	1	0-1
Cleveland Browns.....	1	1-0
Green Bay Packers.....	1	1-0
Kansas City Chiefs.....	1	0-1
Oakland Raiders.....	1	0-1
Miami Dolphins.....	1	0-1
Pittsburgh Steelers.....	1	0-1
<b>Totals.....</b>	<b>45</b>	<b>19-26</b>

## POSTSEASON EXPERIENCE

Among current Vikings players, there have been 200 postseason games played with 110 starts. In 2009, 11 Vikings made their first playoff appearance, leaving just 6 on the roster that have yet to be active for a postseason game. Forty-seven Vikings have either played or been on the active roster in at least one postseason game. QB **Brett Favre** leads all active Vikings in postseason starts (24) and games played (24).

Player	GP	GS
Brett Favre .....	24	24
Ryan Longwell.....	13	0
Greg Lewis.....	11	1
Steve Hutchinson.....	8	8
Bernard Berrian.....	7	6
Artis Hicks.....	7	3
Jim Kleinsasser.....	7	3
Antoine Winfield.....	6	6
Bryant McKinnie.....	5	5
Kevin Williams.....	5	5
Visanthe Shiancoe.....	5	3
Jimmy Kennedy.....	5	2
Jeff Dugan.....	5	1
Cullen Loeffler.....	5	0
Jared Allen.....	4	4
Ben Leber.....	4	4
Pat Williams.....	4	2
Chester Taylor.....	4	0
Chad Greenway.....	3	3
Cedric Griffin.....	3	3
Anthony Herrera.....	3	3
Adrian Peterson.....	3	3
Benny Sapp.....	3	3
Madieu Williams.....	3	3
Tyrell Johnson.....	3	2
Sidney Rice.....	3	2
John Sullivan.....	3	2
Ryan Cook.....	3	1
Fred Evans.....	3	1
Brian Robison.....	3	1
Husain Abdullah.....	3	0
Eric Frampton.....	3	0
Chris Kluge.....	3	0
Naufahu Tahi.....	3	0
Ray Edwards.....	2	2
Phil Loadholt.....	2	2
Percy Harvin.....	2	1
Karl Paymah.....	2	0
Asher Allen.....	2	0
Jasper Brinkley.....	2	0
Heath Farwell.....	2	0
Kenny Onatolu.....	2	0
Darius Reynaud.....	2	0
Jamarca Sanford.....	2	0
Tarvaris Jackson.....	1	1
Jayme Mitchell.....	1	0
Albert Young.....	1	0
<b>Totals.....</b>	<b>200</b>	<b>110</b>



# VIKINGS POSTSEASON INFORMATION



## POSTSEASON EXPERIENCE

The Vikings coaching staff has coached and/or played in 157 post-season games. Head Coach **Brad Childress** has coached in 15 playoff contests (3 as head coach). Nine members of the Vikings staff coached in their first postseason game last year and 2 coached in their first in 2009.

Coach	Years	Games
Leslie Frazier.....	'84, '85*, '00, '01, '02, '05, '06*, '08, '09.....	16*
Brad Childress.....	'00, '01, '02, '03, '04#, '08, '09.....	15#
Diron Reynolds.....	'02, '03, '04, '05, '06*, '09.....	13*
Eric Bieniemy.....	'92, '94, '01, '02, '08, '09.....	12
Pat Morris.....	'98, '99, '01, '08, '09.....	9
Fred Pagac.....	'01, '02, '04, '08, '09.....	9
George Stewart.....	'96, '98, '99, '08, '09.....	9
Tom Kanavy.....	'02, '03, '04, '05, '08, '09.....	8
Jimmie Johnson.....	'90, '91*, '08, '09.....	8
Darrell Bevell.....	'01, '02, '03, '04, '08, '09.....	7
Jason Glenn.....	'01, '02, '04, '09.....	7
Martin Streight.....	'98, '08, '09.....	4
Joe Woods.....	'05, '08, '09.....	4
Karl Dunbar.....	'92, '08, '09.....	4
Juney Barnett.....	'08, '09.....	3
Ryan Ficken.....	'08, '09.....	3
Jim Hueber.....	'08, '09.....	3
Jeff Imamura.....	'08, '09.....	3
Derek Mason.....	'08, '09.....	3
Brian Murphy.....	'08, '09.....	3
Kevin Rogers.....	'08, '09.....	3
Ryan Silverfield.....	'08, '09.....	3
Kevin Stefanski.....	'08, '09.....	3
Dennis Polian.....	'09.....	2
Chris White.....	'09.....	2
<b>Totals.....</b>		<b>157</b>

**Bold** denotes years as a player  
# Super Bowl appearance \* Super Bowl win

## VIKINGS HAVE 3RD MOST PLAYOFF GAMES

The Vikings have played in 45 postseason games since the franchise began in 1961, which is the 3rd most among all teams.

### All-Time Playoff Games By Franchise

Team	Total Games	W-L
1) Dallas.....	57.....	32-25
2) Pittsburgh.....	50.....	31-19
<b>3t) Minnesota.....</b>	<b>45.....</b>	<b>19-26</b>
3t) N.Y. Giants.....	44.....	20-24
5t) Oakland.....	43.....	25-18
5t) St. Louis/Los Angeles.....	43.....	19-24

## VIKINGS AFTER A POSTSEASON BYE

Since 1990, the Vikings have had just 3 postseason bye weeks (1998, 2000, 2009). In each of those years, the team won the divisional playoff game the following week. Combined the Vikings are 19-4 (16-4 in regular season) in games following bye weeks since 1990.

During that time (1990-2009), NFL teams with a postseason bye are a combined 59-21 in the 80 divisional playoff games. In 14 of those 20 post-seasons, the host teams in the 4 divisional games have gone 3-1 or 4-0. The host teams have finished below .500 only one time (1-3 in 2008) during that time.

### Vikings After Postseason Bye

1998 - vs. Arizona, 1/10/99.....	W 41-21
2000 - vs. New Orleans, 1/6/01.....	W 34-16
<b>2009 - vs. Dallas, 1/17/10.....</b>	<b>W 34-3</b>

## VIKINGS SET TEAM RECORDS VS. COWBOYS

In the Vikings divisional playoff game vs. Dallas, the team set several postseason records on both sides of the ball. The Vikings offense tied a team record for the most passing touchdowns in a game, while on **defense the team's 3 points allowed were the fewest ever in team history.** The Vikings 6 sacks against the Cowboys were the most in a playoff game, and according to the Elias Sports Bureau, with the team's 6 TFLs on rushing plays, the Vikings became just the 3rd NFL team over the last 30 years to notch 6 sacks and 6 TFLs in a postseason game (Browns vs. Jets, 1987; Jaguars vs. Steelers, 2008).

### Largest Margin of Victory in Postseason Game - Vikings

Game/Date	Margin of Victory (Score)
1) at New Orleans, 1/3/88.....	34 (44-10)
<b>2) vs. Dallas, 1/17/10.....</b>	<b>31 (34-3)</b>
3t) vs. Cleveland, 1/4/70.....	20 (27-7)
3t) vs. Arizona, 1/10/99.....	20 (41-21)

### Most Passing TDs in Postseason Game - Vikings

Game/Date	Passing TDs
<b>1t) vs. Dallas, 1/17/10.....</b>	<b>4</b>
1t) at Green Bay, 1/9/05.....	4
1t) at St. Louis, 1/16/00.....	4

### Fewest Points Allowed in Postseason Game - Vikings

Game/Date	Points Allowed
<b>1) vs. Dallas, 1/17/10.....</b>	<b>3</b>
2t) at L.A. Rams, 12/26/77.....	7
2t) vs. L.A. Rams, 12/29/74.....	7
2t) vs. Cleveland, 1/4/70.....	7

### Most Sacks in Postseason Game - Vikings

Game/Date	Sacks
<b>1) vs. Dallas, 1/17/10.....</b>	<b>6</b>
2) vs. Dallas, 12/28/75.....	5

## FAVRE BREAKS PLAYOFF RECORDS



QB **Brett Favre** has broken, or is closing in on, several NFL postseason records, including most yards gained, most TD passes and most completions in a postseason career.

Favre has played and started in 24 career postseason games. He became the oldest quarterback to start a playoff game in the Vikings divisional game vs. the Cowboys.

### Most Yards Gained in Postseason, Career - NFL

Player (Games)	Yards
<b>1) Brett Favre, Green Bay/Minnesota (24).....</b>	<b>5,855</b>
2) Joe Montana, San Francisco/Kansas City (23).....	5,772

### Most Passing TDs in Postseason, Career - NFL

Player (Games)	TDs
1) Joe Montana, San Francisco/Kansas City (23).....	45
<b>2) Brett Favre, Green Bay/Minnesota (24).....</b>	<b>44</b>

### Most Passes Completed in Postseason, Career - NFL

Player (Games)	Completions
<b>1) Brett Favre, Green Bay/Minnesota (24).....</b>	<b>481</b>
2) Joe Montana, San Francisco/Kansas City (23).....	460

### Most Passes Attempted in Postseason, Career - NFL

Player (Games)	Attempts
<b>1) Brett Favre, Green Bay/Minnesota (24).....</b>	<b>791</b>
2) Joe Montana, San Francisco/Kansas City (23).....	734

### Most Consecutive Games w/ a TD in Postseason - NFL

Player (Years)	Consecutive GP w/TD
<b>1) Brett Favre, Green Bay/Minnesota (1995-2009).....</b>	<b>20</b>
2) Tom Brady, New England (2001-2009).....	16

# VIKINGS POSTSEASON INFORMATION



## FAVRE RANKS IN VIKINGS POSTSEASON ANNALS

Favre's first postseason performance as a Viking vs. Dallas ranks as one of the best in team history. Favre completed 15 of 24 passes for 234 yards and 4 TDs. His 4 TD tosses **tied the team record for the most passing TDs in a single playoff game**. His 134.4 passer rating ranks as the 2nd-highest in Vikings history and he set a team record for the highest touchdown percentage in a game.

In the NFC Championship game at New Orleans, Favre also climbed into the Vikings single-game postseason record books with his 28 completions (4th) and his 310 passing yards (4th).

### Most Passing TDs in Postseason Game - Vikings

Player	TDs
1t) <b>Brett Favre, vs. Dallas, 1/17/10</b> .....	4
1t) Jeff George, at St. Louis, 1/16/00.....	4
1t) Daunte Culpepper, at Green Bay, 1/9/05.....	4

### Highest TD Percentage in Postseason Game - Vikings

Player (Games)	% (TD/Att.)
1) <b>Brett Favre, vs. Dallas, 1/17/10</b> .....	16.7 (4/24)
2) Fran Tarkenton, vs. Washington, 12/18/76.....	14.2 (3/21)
3) Daunte Culpepper, at Green Bay, 1/9/05.....	13.8 (4/29)

### Highest Passer Rating in Postseason Game - Vikings

Player (Games)	Rating
1) Daunte Culpepper, at Green Bay, 1/9/05.....	137.1
2) <b>Brett Favre, vs. Dallas, 1/17/10</b> .....	134.4
3) Wade Wilson, at New Orleans, 1/3/88.....	120.6


### Most Completions in Postseason Game - Vikings

Player	Completions
1t) Warren Moon, vs. Chicago, 1/1/95.....	29
1t) Randall Cunningham, vs. Atlanta, 1/17/99.....	29
1t) Jeff George, at St. Louis, 1/16/00.....	29
4) <b>Brett Favre, at New Orleans, 1/24/10</b> .....	28

### Most Passing Yards in Postseason Game - Vikings

Player	Passing Yards
1) Jeff George, at St. Louis, 1/16/00.....	423
2) Randall Cunningham, at San Francisco, 1/3/98.....	331
3) Daunte Culpepper, at Philadelphia, 1/16/05.....	316
4) <b>Brett Favre, at New Orleans, 1/24/10</b> .....	310

## WILD RICE



Continuing his explosive regular season performance, WR **Sidney Rice** hauled in 10 catches for 184 yards and 4 TDs in the 2009 playoffs, including 6 catches for 141 yards and 3 TDs vs. Dallas. **His 3 scores, coming from 47, 16 and 45 yards out, tied an NFL postseason record for the most receiving TDs in a game.**

### Most Receiving TDs in a Postseason Game - NFL

Player, Game	TDs
1t) <b>Sidney Rice, Minnesota vs. Dallas, 2009</b> .....	3
1t) Larry Fitzgerald, Arizona vs. Philadelphia, 2008.....	3
1t) Amani Toomer, N.Y. Giants vs. San Francisco, 2002.....	3
1t) Willie Jackson, New Orleans vs. St. Louis, 2000.....	3
1t) Jerry Rice, San Francisco vs. San Diego, 1994.....	3
1t) Sterling Sharpe, Green Bay vs. Detroit, 1993.....	3
1t) Andre Reed, Buffalo vs. Houston, 1992.....	3
1t) Jerry Rice, San Francisco vs. Denver, 1989.....	3
1t) Jerry Rice, San Francisco vs. Minnesota, 1988.....	3
1t) Alvin Garrett, Washington vs. Detroit, 1982.....	3
1t) Dave Casper, Oakland vs. Baltimore, 1977.....	3
1t) Preston Pearson, Dallas vs. Los Angeles, 1975.....	3
1t) Fred Biletnikoff, Oakland vs. Kansas City, 1968.....	3
1t) Gary Collins, Cleveland vs. Baltimore, 1964.....	3
1t) Tom Fears, Los Angeles vs. Chicago, 1950.....	3

## RICE BREAKS VIKINGS PLAYOFF RECORD

WR **Sidney Rice's** 3-touchdown performance vs. Dallas set a Vikings record for the most receiving TDs in a postseason game. Rice also tied records for the most points and the most combined TDs in a game.

### Most Receiving TDs in Postseason Game - Vikings

Player, Game	TDs
1) <b>Sidney Rice, vs. Dallas, 1/17/10</b> .....	3
2t) Randy Moss, at Green Bay, 1/9/05.....	2
2t) Randy Moss, vs. New Orleans, 1/6/01.....	2
2t) Randy Moss, at St. Louis, 1/16/00.....	2
2t) Cris Carter, at San Francisco, 1/3/98.....	2
2t) Sammy White, vs. Washington, 12/18/76.....	2
2t) John Gilliam, vs. St. Louis, 12/21/74.....	2
2t) John Gilliam, vs. Washington, 12/22/73.....	2

### Most Combined TDs in Postseason Game - Vikings

Player, Game	TDs
1t) <b>Sidney Rice, vs. Dallas, 1/17/10</b> .....	3 (3 rec.)
1t) Leroy Hoard, vs. Arizona, 1/10/99.....	3 (2 run, 1 rec.)

### Most Points Scored in Postseason Game - Vikings

Player, Game	Points
1t) <b>Sidney Rice, vs. Dallas, 1/17/10</b> .....	18
1t) <b>Adrian Peterson, at New Orleans, 1/24/10</b> .....	18
1t) Leroy Hoard, vs. Arizona, 1/10/99.....	18
1t) Chuck Nelson, at San Francisco, 1/9/88.....	18


### Most Receiving Yards in Postseason Game - Vikings

Player, Game	Yards
1) Anthony Carter, at San Francisco, 1/9/88.....	227
2) Randy Moss, at St. Louis, 1/16/00.....	188
3) Amp Lee, vs. Chicago, 1/1/95.....	159
4) Steve Jordan, at San Francisco, 1/6/90.....	149
5) <b>Sidney Rice, vs. Dallas, 1/17/10</b> .....	141

### Most Receiving TDs in Postseason Career - Vikings

Player, Years	TDs
1) Randy Moss, 1998-2004.....	9
2) Cris Carter, 1992-2000.....	8
3t) Sammy White, 1976-82.....	5
3t) John Gilliam, 1973-75.....	5
5) <b>Sidney Rice, 2007-09</b> .....	4

## PETERSON'S RECORD-BREAKING POSTSEASON



RB **Adrian Peterson** finished with 122 yards and 3 rushing TDs in the NFC Championship at New Orleans, breaking the team record (tied by Peterson in 2008) for the most rushing TDs in a single postseason game and tying the Vikings mark for most total TDs in a game. His yardage total was the 3rd-largest in team postseason history.

### Most Rushing TDs in Postseason Game - Vikings

Player, Game	TDs
1) <b>Adrian Peterson, at New Orleans, 1/24/10</b> .....	3
2t) <b>Adrian Peterson, vs. Philadelphia, 1/4/09</b> .....	2
2t) 4 players, last Leroy Hoard, vs. Arizona, 1/10/99.....	2

### Most TDs in Postseason Game - Vikings

Player, Game	TDs
1t) <b>Adrian Peterson, at New Orleans, 1/24/10</b> .....	3 (3 rush)
1t) Sidney Rice, vs. Dallas, 1/17/10.....	3 (3 rec.)
1t) Leroy Hoard, vs. Arizona, 1/10/99.....	3 (2 rush, 1 rec.)

### Most Rushing Yards in Postseason Game - Vikings

Player, Game	Rushing Yds.
1) Robert Smith, vs. Dallas, 1/9/00.....	140
2) Robert Smith, vs. Arizona, 1/10/99.....	124
3) <b>Adrian Peterson, at New Orleans, 1/24/10</b> .....	122

# VIKINGS POSTSEASON INFORMATION



## PETERSON'S RECORD-BREAKING POSTSEASON

The 2009 NFC Championship game wasn't the first time Peterson broke a Vikings playoff record. In 2008, he broke one and tied another in the Vikings NFC Wild Card game against the Philadelphia Eagles. His 40-yard touchdown run in the game was the longest scoring rush in Vikings playoff history and the 4th longest overall playoff run in the postseason. His 2 TDs in the game tied a them-team record, which he broke at New Orleans this year.

### Longest Rushes in Postseason - Vikings

Player	Rush
1) Chuck Foreman, vs. Los Angeles, 12/26/76.....	62
2) Oscar Reed, vs. Washington, 12/22/73.....	46
3) Brent McClanahan, vs. Washington, 12/18/76.....	41
4) <b>Adrian Peterson, vs. Philadelphia, 1/4/09.....</b>	<b>40t</b>

## 2009 SINGLE-GAME PLAYOFF HIGHS

Several members of the Vikings had performances in 2009 postseason games that ranked as single-game NFL highs this postseason.

- Most Points Scored** - 18, Sidney Rice, vs. Dallas, 1/17/10
- Most Points Scored** - 18, Adrian Peterson, at New Orleans, 1/24/10
- Most Rushing TDs** - 3, Adrian Peterson, at New Orleans, 1/24/10
- Most Passing TDs** - 4, Brett Favre, vs. Dallas, 1/17/10
- Most Rushing Attempts** - 26, Adrian Peterson, vs. Dallas, 1/17/10
- Most Sacks** - 3.0, Ray Edwards, vs. Dallas, 1/17/10

Rice's 141 receiving yards against Dallas were the 4th-most in the 2009 postseason.

### Most Receiving Yards in 2009 Postseason Game - NFL

Player, Game	Yards
1) Jermichael Finley, Green Bay at Arizona, 1/10/10.....	159
2) Pierre Garcon, Indianapolis vs. NY Jets, 1/24/10.....	151
3) Jeremy Maclin, Philadelphia at Dallas, 1/9/10.....	146
4) <b>Sidney Rice, Minnesota vs. Dallas, 1/17/10.....</b>	<b>141</b>

Favre's 134.4 passer rating vs. the Cowboys was the 2nd-best.

### Highest Passer Rating in 2009 Postseason Game - NFL

Player, Game	Rating
1) Kurt Warner, Arizona vs. Green Bay, 1/10/10.....	154.1
2) <b>Brett Favre, Minnesota vs. Dallas, 1/17/10.....</b>	<b>134.4</b>

## ALLEN FORCES FUMBLES IN PLAYOFFS



In the Vikings divisional playoff game vs. Dallas, DE **Jared Allen** notched a sack and a forced fumble on QB Tony Romo that led to a Vikings field goal. It was Allen's 2nd consecutive postseason game with a forced fumble. In 2008, he notched 2.0 sacks of Eagles QB Donovan McNabb, forcing a fumble on one that the Vikings recovered. He now has 3.0 sacks in 3 career postseason games.

Along with his sack and forced fumble vs. Dallas, Allen also had 5 tackles, including one for a loss, and 3 QB hurries.

### Most Sacks in Postseason Game - Vikings

Player, Game	Sacks
1t) <b>Ray Edwards, vs. Dallas, 1/17/10.....</b>	<b>3.0</b>
1t) Carl Eller, vs. Dallas, 12/28/75.....	3.0
3t) <b>Jared Allen, vs. Philadelphia, 1/4/08.....</b>	<b>2.0</b>
3t) Jason Fisk, vs. Atlanta, 1/17/99.....	2.0
3t) Chris Doleman, vs. San Francisco, 1/9/88.....	2.0
3t) Jim Marshall, vs. Dallas, 1/1/78.....	2.0
3t) Carl Eller, vs. Los Angeles, 12/26/76.....	2.0
3t) Alan Page, vs. Dallas, 12/25/71.....	2.0
3t) Carl Eller, vs. Los Angeles, 12/27/69.....	2.0

## EDWARDS TERRORIZES COWBOYS



DE **Ray Edwards**, who set a career-high with 8.5 sacks in the 2009 regular season, notched 3.0 sacks of Cowboys QB Tony Romo in the divisional playoff game. Edwards **tied a team record for the most sacks in a single postseason game and in a postseason** and set a team record for the most sack yards in a playoff game and in a postseason.

Along with his sacks, Edwards also collected 8 tackles, including 2 for a loss, 5 QB hurries and a forced fumble.

Edwards finished the 2009 postseason with 4.0 sacks, as he collected the Vikings lone sack at New Orleans. With his 4.0 sacks, Edwards set the Vikings record for the most sacks in a postseason.

### Most Sacks in Postseason Game - Vikings

Player, Game	Sacks
1t) <b>Ray Edwards, vs. Dallas, 1/17/10.....</b>	<b>3.0</b>
1t) Carl Eller, vs. Dallas, 12/28/75.....	3.0
3t) <b>Jared Allen, vs. Philadelphia, 1/4/08.....</b>	<b>2.0</b>
3t) Jason Fisk, vs. Atlanta, 1/17/99.....	2.0
3t) Chris Doleman, vs. San Francisco, 1/9/88.....	2.0
3t) Jim Marshall, vs. Dallas, 1/1/78.....	2.0
3t) Carl Eller, vs. Los Angeles, 12/26/76.....	2.0
3t) Alan Page, vs. Dallas, 12/25/71.....	2.0
3t) Carl Eller, vs. Los Angeles, 12/27/69.....	2.0

### Most Sacks in a Postseason - Vikings

Player, Season	Sacks
1) <b>Ray Edwards, 2009.....</b>	<b>4.0</b>
2t) Chris Doleman, 1987.....	3.0
2t) Carl Eller, 1975.....	3.0
2t) Bob Lurtsema, 1974.....	3.0

### Most Sack Yards in a Postseason Game - Vikings

Player, Game	Sack Yards
1) <b>Ray Edwards, vs. Dallas, 1/17/10.....</b>	<b>23</b>
2) Jason Fisk, vs. Atlanta, 1/17/99.....	19
3) Wally Hilgenberg, vs. Dallas, 12/30/73.....	16

### Most Sack Yards in a Postseason - Vikings

Player, Season	Sack Yards
1) <b>Ray Edwards, 2009.....</b>	<b>31</b>
2) Bob Lurtsema, 1974.....	22



# VIKINGS POSTSEASON INFORMATION



## VIKINGS PLAYOFF HISTORY

**1968 (8-6 regular season, NFL Central Champions)**  
Western Conference Championship  
at Baltimore (60,238) ..... 12/22/68 ..... L 14-24

**1969 (12-2 regular season, NFL Central Champions)**  
Western Conference Championship  
vs. L.A. Rams (47,900) ..... 12/27/69 ..... W 23-20  
NFL Championship  
vs. Cleveland (47,900) ..... 1/4/70 ..... W 27-7  
Super Bowl IV (New Orleans, LA)  
vs. Kansas City (80,562) ..... 1/11/70 ..... L 7-23

**1970 (12-2 regular season, NFC Central Champions)**  
NFC Divisional Playoffs  
vs. San Francisco (46,050) ..... 12/27/70 ..... L 14-17

**1971 (11-3 regular season, NFC Central Champions)**  
NFC Divisional Playoffs  
vs. Dallas (49,100) ..... 12/25/71 ..... L 12-20

**1973 (12-2 regular season, NFC Central Champions)**  
NFC Divisional Playoffs  
vs. Washington (46,409) ..... 12/22/73 ..... W 27-20  
NFL Championship Game  
at Dallas (60,272) ..... 12/30/73 ..... W 27-20  
Super Bowl VIII (Houston, TX)  
vs. Miami (68,142) ..... 1/13/74 ..... L 7-24

**1974 (10-4 regular season, NFC Central Champions)**  
NFC Divisional Playoffs  
vs. St. Louis Cardinals (44,626) 12/21/74 ..... W 30-14  
NFL Championship Game  
vs. L.A. Rams (47,404) ..... 12/29/74 ..... W 14-10  
Super Bowl IX (New Orleans, LA)  
vs. Pittsburgh (80,997) ..... 1/12/75 ..... L 6-16

**1975 (12-2 regular season, NFC Central Champions)**  
NFC Divisional Playoffs  
vs. Dallas (46,425) ..... 12/28/75 ..... L 14-17

**1976 (11-2-1 regular season, NFC Central Champions)**  
NFC Divisional Playoffs  
vs. Washington (47,221) ..... 12/18/76 ..... W 35-20  
NFL Championship Game  
vs. L.A. Rams (47,191) ..... 12/26/76 ..... W 24-13  
Super Bowl XI (Pasadena, CA)  
vs. Oakland (103,438) ..... 1/9/77 ..... L 14-32

**1977 (9-5 regular season, NFC Central Champions)**  
NFC Divisional Playoffs  
at L.A. Rams (62,538) ..... 12/26/77 ..... W 14-7  
NFL Championship Game  
at Dallas (61,968) ..... 1/1/78 ..... L 6-23

**1978 (8-7-1 regular season, NFC Central Champions)**  
NFC Divisional Playoffs  
at L.A. Rams (69,631) ..... 12/31/78 ..... L 10-34

**1980 (9-7 regular season, NFC Central Champions)**  
NFC Divisional Playoffs  
at Philadelphia (68,434) ..... 1/3/81 ..... L 16-31

**1982 (5-4 regular season, strike-shortened season)**  
NFC First-Round Playoffs.....  
vs. Atlanta (60,560) ..... 1/9/83 ..... W 30-24  
NFC Second-Round Playoffs  
at Washington (54, 593) ..... 1/15/83 ..... L 7-21

**1987 (8-7 regular season, NFC Central runner-up)**  
NFC First-Round Playoffs  
at New Orleans (68,127) ..... 1/3/88 ..... W 44-10

## VIKINGS PLAYOFF HISTORY

NFC Divisional Playoffs  
at San Francisco (62,547) ..... 1/9/88 ..... W 36-24  
NFL Championship Game  
at Washington (55,212) ..... 1/17/88 ..... L 10-17

**1988 (11-5 regular season, NFC Central runner-up)**  
NFC First-Round Playoffs  
vs. L.A. Rams (57,666) ..... 12/26/88 ..... W 28-17  
NFC Divisional Playoffs  
at San Francisco (61,848) ..... 1/1/89 ..... L 9-34

**1989 (10-6 regular season, NFC Central Champions)**  
NFC Divisional Playoffs  
at San Francisco (64,585) ..... 1/6/90 ..... L 13-41

**1992 (11-5 regular season, NFC Central Champions)**  
NFC First-Round Playoffs  
vs. Washington (57,353) ..... 1/2/93 ..... L 7-24

**1993 (9-7 regular season, NFC Central runner-up)**  
NFC First-Round Playoffs  
at N.Y. Giants (75,089) ..... 1/9/94 ..... L 10-17

**1994 (10-6 regular season, NFC Central Champions)**  
NFC First-Round Playoffs  
vs. Chicago (60,347) ..... 1/1/95 ..... L 18-35

**1996 (9-7 regular season, NFC Central runner-up)**  
NFC First-Round Playoffs  
at Dallas (64,682) ..... 12/28/96 ..... L 15-40

**1997 (11-5 regular season, NFC Central 4th place)**  
NFC First-Round Playoffs  
at N.Y. Giants (77,710) ..... 12/27/97 ..... W 23-22  
NFC Divisional Playoffs  
at San Francisco (65,018) ..... 1/3/98 ..... L 22-38

**1998 (15-1 regular season, NFC Central Champions)**  
NFC Divisional Playoffs  
vs. Arizona (63,760) ..... 1/10/99 ..... W 41-21  
NFL Championship  
vs. Atlanta (64,060) ..... 1/17/99 ..... L 27-30 (OT)

**1999 (10-6 regular season, NFC Central runner-up)**  
NFC First-Round Playoffs  
vs. Dallas (64,056) ..... 1/9/00 ..... W 27-10  
NFC Divisional Playoffs  
at St. Louis Rams (66,194) ..... 1/16/00 ..... L 37-49

**2000 (11-5 regular season, NFC Central Champions)**  
NFC Divisional Playoffs  
vs. New Orleans (63,881)..... 1/6/01 ..... W 34-16  
NFL Championship  
at N.Y. Giants (79,310) ..... 1/14/01 ..... L 0-41

**2004 (8-8 regular season, NFC North runner-up)**  
NFC First-Round Playoffs  
at Green Bay (71,075)..... 1/9/05 ..... W 31-17  
NFC Divisional Playoffs  
at Philadelphia (67,722)..... 1/16/05 ..... L 14-27

**2008 (10-6 regular season, NFC North Champions)**  
NFC First-Round Playoffs  
vs. Philadelphia ..... 1/4/08 ..... L 14-26

**2009 (12-4 regular season, NFC North Champions)**  
NFC Divisional Playoffs  
vs. Dallas ..... 1/17/10 ..... W 34-3  
NFL Championship  
at New Orleans..... 1/24/10 ..... L 28-31 (OT)

# VIKINGS POSTSEASON INFORMATION



## CAREER POSTSEASON RECORDS

### PASSING (Minimum 100 Attempts)

Player	G	Att.	Cmp.	Pct.	Yds	TD	Lg	Int	Rtg
1. Cunningham, R. (1997-99)	5	151	79	52.3	1,036	9	66t	3	85.9
2. Kapp, Joe (1967-69)	4	101	61	60.3	835	3	28	3	84.4
3. Culpepper, D. (1999-05)	4	134	73	54.5	980	8	68t	5	82.3
4. Wilson, Wade (1981-91)	6	185	99	53.5	1,322	7	63	6	75.6
5. Tarkenton, F. (1961-66, '72-78)	11	292	149	51.0	1,803	11	57	17	58.6

### RUSHING

Player	G	Att.	Yards	Avg.	Long	TD
1. Foreman, Chuck (1973-79)	13	229	860	3.8	62	7
2. Smith, Robert (1993-00)	9	145	590	4.1	27	1
3. Osborn, Dave (1965-75)	13	109	380	3.5	22	5
<b>4. Peterson, Adrian (2007-09)</b>	<b>3</b>	<b>71</b>	<b>268</b>	<b>3.8</b>	<b>40t</b>	<b>5</b>
5. Reed, Oscar (1968-74)	9	56	229	4.1	46	0
6. Nelson, Darrin (1982-89, '91-92)	7	46	170	3.7	14	0
7. Brown, Ted (1979-86)	3	42	160	3.8	18t	3
8. Kapp, Joe (1967-69)	4	27	160	5.9	19	2
9. Hoard, Leroy (1996-99)	6	41	155	3.8	12	4
10. Brown, Bill (1962-74)	12	42	139	3.3	19	1

### RECEIVING

Player	G	No.	Yards	Avg.	Long	TD
1. Carter, Cris (1990-01)	12	60	842	14.0	66t	8
2. Foreman, Chuck (1973-79)	13	45	447	9.9	57	0
3. Carter, Anthony (1985-93)	8	37	644	17.4	63	1
4. Moss, Randy (1998-04)	8	35	723	20.7	68t	9
5. Voigt, Stu (1970-80)	14	30	362	12.1	28	3
6. Jordan, Steve (1982-94)	11	26	343	13.2	36	1
7. Henderson, John (1968-72)	6	23	309	13.4	46	0
8. Reed, Jake (1991-99, '01)	8	21	353	16.8	53	2
9t. Rashad, Ahmad (1976-82)	7	20	278	13.9	35	1
9t. Smith, Robert (1993-00)	9	20	153	7.7	32	1

### PUNTING (MINIMUM 20 PUNTS)

Player	G	No.	Avg.	Long	Blk.
1. Berger, Mitch (1996-01)	9	41	40.1	63	0
2. Clabo, Neil (1975-77)	4	41	38.6	52	0
3. Coleman, Greg (1978-87)	4	20	38.3	46	1
4. Eischeid, Mike (1972-74)	6	31	38.1	52	1
5. Scribner, Bucky (1987-90)	6	36	36.2	46	1

### INTERCEPTIONS

Player	G	No.	Yds.	Avg.	Lg	TD
1. Bryant, Bobby (1967-80)	14	6	80	13.3	63t	1
2t. Browner, Joey (1983-91)	6	3	40	13.3	26	0
2t. Wright, Jeff (1971-77)	12	3	34	11.3	18	0
2t. Wright, Nate (1971-80)	12	3	26	8.7	26	0
2t. Turner, John (1979-83, 85, 87)	4	3	25	8.3	17	0
2t. Krause, Paul (1968-79)	19	3	14	4.7	14	0
2t. Griffith, Robert (1994-01)	8	3	46	15.3	31	0
8t. Rutland, Reggie (1987-92)	6	2	45	22.5	45t	1
8t. Hilgenberg, Wally (1968-79)	19	2	0	0.0	0	0
8t. Tate, Robert (1997-01)	5	2	5	2.5	4	0

### PUNT RETURNS (MINIMUM 10 RETURNS)

Player	G	No.	Yards	Avg.	Long	TD
1. Carter, Anthony (1985-93)	8	17	259	15.2	84t	1

### KICKOFF RETURNS (MINIMUM 10 RETURNS)

Player	G	No.	Yards	Avg.	Long	TD
1. Palmer, David (1994-00)	6	22	517	23.5	51	0
2. West, Charlie (1968-73)	8	18	387	21.5	51	0

# VIKINGS POSTSEASON INFORMATION



## CAREER POSTSEASON RECORDS

### SCORING

Player	G	TD	PAT	FG	2pt	Total
1. Cox, Fred (1963-77)	19	--	38	11	--	71
2. Moss, Randy (1998-04)	8	9	--	--	--	54
3. Carter, Cris (1990-01)	12	8	--	--	1	50
4. Anderson, Gary (1998-02)	6	--	17	9	--	44
5. Nelson, Chuck (1986-88)	5	--	13	10	--	43
6. Foreman, Chuck (1973-79)	13	6	--	--	--	36
<b>7t. Peterson, Adrian (2007-09)</b>	<b>3</b>	<b>5</b>	--	--	--	<b>30</b>
7t. White, Sammy (1976-86)	9	5	--	--	--	30
7t. Gilliam, John (1972-75)	7	5	--	--	--	30
7t. Osborn, Dave (1965-75)	14	5	--	--	--	30
7t. Hoard, Leroy (1996-99)	7	5	--	--	--	30

### FIELD GOALS (MINIMUM 10 MADE)

Player	G	Att.	Made	Pct.	Long
1. Nelson, Chuck (1986-88)	5	11	10	.909	47
2. Cox, Fred (1963-77)	19	18	11	.611	44

### SACKS

Player	G	Sacks
1. Carl Eller, DE, 1968-78	19	10.5
2. Alan Page, DT, 1968-77	18	8.5
3. Jim Marshall, 1968-78	19	7.5
<b>4t. Ray Edwards, DE, 2006-09</b>	<b>2</b>	<b>4.0</b>
4t. Chris Doleman, DE, 1987-93, '99	10	4.0
6. Doug Sutherland, DT, 1971-80	4	3.5
<b>7t. Jared Allen, DE 2008-09</b>	<b>2</b>	<b>3.0</b>
7t. Jason Fisk, DT 1996-98	5	3.0
7t. Bob Lurtsema, DE 1971-75	8	3.0
7t. John Randle, DT/DE 1992-00	12	3.0

## VIKINGS POSTSEASON SINGLE-GAME BESTS

### 100-Yard Rushing Games

140	.....	Robert Smith vs. Dal., 1/9/00
<b>124</b>	.....	<b>Robert Smith vs. Ari., 1/10/99</b>
122	.....	Adrian Peterson, at N.O., 1/24/10
118	.....	Chuck Foreman vs. LA Rams, 12/26/76
114	.....	Chuck Foreman vs. Stl. Cardinals, 12/21/74
108	.....	Dave Osborn vs. Clev., 1/4/70
105	.....	Chuck Foreman vs. Wash., 12/18/76
101	.....	Brent McClanahan vs. Wash., 12/18/76
101	.....	Chuck Foreman @ LA Rams, 12/26/77

### 250-Yard Passing Games

424	.....	Jeff George @ Stl.Rams, 1/16/00
331	.....	Randall Cunningham @ S.F., 1/3/98
<b>310</b>	.....	<b>Brett Favre, at N.O., 1/24/10</b>
302	.....	Daunte Culpepper vs. N.O., 1/6/01
298	.....	Wade Wilson @ S.F., 1/9/88
292	.....	Warren Moon vs. Chi., 1/1/95
287	.....	Joe Kapp @ Balt., 12/22/68
266	.....	Randall Cunningham vs. Atl., 1/17/99
255	.....	Wade Wilson @ S.F., 1/1/89
253	.....	Tommy Kramer vs. Atl., 1/9/83
253	.....	Wade Wilson vs. LA Rams, 12/26/88
252	.....	Tommy Kramer @ Wash., 1/15/83

### 100-Yard Receiving Games

227	.....	Anthony Carter @ S.F., 1/9/88
188	.....	Randy Moss @ Stl. Rams, 1/16/00
159	.....	Amp Lee vs. Chi., 1/1/95
149	.....	Steve Jordan @ S.F., 1/6/90
<b>141</b>	.....	<b>Sidney Rice vs. Dal., 1/17/10</b>
127	.....	Randy Moss vs. Dal., 1/9/00
121	.....	Randy Moss vs. N.O., 1/6/01
120	.....	Gene Washington vs. Clev., 1/4/70
120	.....	Cris Carter, vs. N.O., 1/6/01
114	.....	Jake Reed @ S.F., 1/3/98
111	.....	John Henderson vs. K.C., 1/11/70
111	.....	Cris Carter @ Stl. Rams, 1/16/00
102	.....	Anthony Carter vs. LA Rams, 12/26/88

## VIKINGS BUILD TEAM FOR LONG-TERM SUCCESS

The Vikings have built a deep and talented roster in 2009 through the draft, free agency and trades. The team drafted 3 (**Adrian Peterson**, **Sidney Rice** and **Percy Harvin**) of their 10 2009 Pro Bowlers since Childress joined the team in 2006, added 3 (**Steve Hutchinson**, **Brett Favre** and **Antoine Winfield**) through free agency and acquired 1 (**Jared Allen**) by trade. The team had all 5 members of the 2009 draft class start a game at some point during the season and Harvin became the 2nd Viking in the past 3 seasons to be named NFL Offensive Rookie of the Year (Peterson-2007).

During Head Coach **Brad Childress'** 4 seasons leading the Vikings, the team has had 12 players earn 17 NFC Player of the Week honors, including 6 in 2009 - 4 on offense, 1 on defense and 1 on special teams. Of those 12 players, 11 were acquired by trade, the draft or free agency since Childress became head coach.





# VIKINGS POSTSEASON INFORMATION



## SINGLE-GAME POSTSEASON RECORDS

### COACHING

#### Playoff Seasons

- 12 ... Bud Grant, 1968-71, 73-78, 80, 82
- 8 ... Dennis Green, 1992-94, 96-00
- 3 ... Jerry Burns, 1987-89

#### Consecutive Playoff Seasons

- 6 .. Bud Grant, 1973-78
- 5 .. Dennis Green, 1996-00
- 4 .. Bud Grant, 1968-71
- 3 .. Dennis Green, 1992-94
- 3 .. Jerry Burns, 1987-89

### SERVICE

#### Most Seasons

- 11 .. Ron Yary, 1968-71, 1973-78, 80
- 10 .. Carl Eller, 1968-71, 1973-78
- 10 .. Wally Hilgenberg, 1968-71, 1973-78
- 10 .. Paul Krause, 1968-71, 1973-78
- 10 .. Jim Marshall, 1968-71, 1973-78
- 10 .. Mick Tingelhoff, 1968-71, 1973-78

#### Most Games Played

- 20 .. Ron Yary, 1968-81
- 19 .. Carl Eller, 1964-78
- 19 .. Wally Hilgenberg, 1968-79
- 19 .. Paul Krause, 1968-79
- 19 .. Jim Marshall, 1968-79
- 19 .. Mick Tingelhoff, 1968-78

#### Most Consecutive Games Played

- 20 .. Ron Yary, 1968-80
- 19 .. Carl Eller, 1968-78
- 19 .. Wally Hilgenberg, 1968-78
- 19 .. Paul Krause, 1968-78
- 19 .. Jim Marshall, 1968-78
- 19 .. Mick Tingelhoff, 1968-78

#### Most Games Started

- 19 .. Jim Marshall, 1968-79
- 19 .. Mick Tingelhoff, 1968-78
- 19 .. Carl Eller, 1968-78
- 19 .. Paul Krause, 1968-79

#### Most Consecutive Games Started

- 19 .. Carl Eller, 1968-78
- 19 .. Jim Marshall, 1968-79
- 19 .. Mick Tingelhoff, 1968-78
- 19 .. Paul Krause, 1968-79

### SCORING

#### Total Points

- 18 ... Adrian Peterson, at N.O., 1/24/10
- 18 ... Sidney Rice vs Dal., 1/17/10
- 18 .. Leroy Hoard vs. Ari., 1/10/99
- 18 .. Chuck Nelson @ S.F., 1/9/88

#### Touchdowns

- 3 ... Adrian Peterson, at N.O., 1/24/10
- 3 ... Sidney Rice vs. Dal., 1/17/10
- 3 .. Leroy Hoard vs. Ari., 1/10/99
- 2 .. 12 times, last by Adrian Peterson (vs. Phi, 1/4/09)

#### Field Goals Made

- 5 .. Chuck Nelson @ S.F., 1/9/88
- 3 .. Rick Danmeier vs. Atl., 1/9/83
- 3 .. Chuck Nelson @ N.O., 1/3/88
- 3 .. Eddie Murray @ NYG, 12/27/97

#### Longest Field Goal

- 52 .. Fuad Revez @ NYG, 1/9/94

#### Field Goals Attempted

- 5 .. Chuck Nelson@S.F., 1/9/88 (5 FG)

#### Extra Points Attempted-Made

- 5-5 .. Fred Cox vs. Wash., 12/18/76
- 5-5 .. Chuck Nelson @ N.O., 1/3/88
- 5-5 .. Gary Anderson vs. Ari., 1/10/99

### RUSHING

#### Yards

- 140 .. Robert Smith vs. Dal., 1/9/00
- 124 .. Robert Smith vs. Ari., 1/10/99
- 122 ... Adrian Peterson, at N.O., 1/24/10
- 118 .. Chuck Foreman vs. LA Rams, 12/26/76

#### Rushing Attempts

- 31 .. Chuck Foreman@LA Rams, 12/26/77

#### Touchdowns Rushing

- 3 ... Adrian Peterson, at N.O., 1/24/10
- 2 ... Adrian Peterson, vs. Phi., 1/4/09
- 2 .. Dave Osborn vs. LA Rams, 12/27/69
- 2 .. Chuck Foreman vs. Wash., 12/18/76
- 2 .. Alford Anderson vs. LA Rams, 12/26/88
- 2 .. Leroy Hoard vs. Ari., 1/10/99

#### Rushing Average (Min. 10 Attempts)

- 7.9 .. Chuck Foreman vs. LA Rams, 12/26/76 ... (15-118)
- 6.5 .. Robert Smith vs. Ari., 1/10/99 (19-124)
- 6.0 .. Dave Osborn vs. Clev., 1/4/70 (18-108)

#### Longest Run

- 62 .. Chuck Foreman vs. LA Rams, 12/26/76
- 46 .. Oscar Reed vs. Wash., 12/22/73
- 41 .. Brent McClanahan vs. Wash., 12/18/76
- 40 ... Adrian Peterson vs. Phi., 1/4/09
- 30 .. Chuck Foreman vs. Wash., 12/18/76 (td)
- 30 .. Daunte Culpepper vs. N.O., 1/6/01

### PASSING

#### Passing Yards

- 424 .. Jeff George @ Stl. Rams, 1/16/00
- 331 .. Randall Cunningham @ S.F., 1/3/98
- 316 .. Daunte Culpepper @ Phi., 1/16/05
- 310 ... Brett Favre, at N.O., 1/24/10
- 302 .. Daunte Culpepper vs. N.O., 1/6/01

#### Pass Attempts

- 52 .. Warren Moon vs. Chi., 1/1/95
- 48 .. Randall Cunningham vs. Atl., 1/17/99

#### Pass Completions

- 29 .. Warren Moon vs. Chi., 1/1/95
- 29 .. Randall Cunningham vs. Atl., 1/17/99
- 29 .. Jeff George @ St.L., 1/16/00
- 28 ... Brett Favre, at N.O., 1/24/10

#### Touchdown Passes

- 4 ... Brett Favre vs. Dal., 1/17/10
- 4 .. Jeff George @ St.L., 1/16/00
- 4 .. Daunte Culpepper @ G.B., 1/9/05
- 3 .. Fran Tarkenton vs. Wash., 12/18/76
- 3 .. Randall Cunningham @ S.F., 1/3/98
- 3 .. Randall Cunningham vs. Ari., 1/10/99
- 3 .. Jeff George vs. Dall., 1/9/00
- 3 .. Daunte Culpepper vs. N.O., 1/6/01

#### Passes Had Intercepted

- 5 .. Tommy Kramer @ Phi., 1/3/81

#### Completion Percentage

##### (Min. 15 attempts)

- 72.2 .. Rich Gannon@S.F., 1/6/90 (13-18)
- 65.5 .. Daunte Culpepper@G.B., 1/9/05 (19-29)
- 64.3 .. Fran Tarkenton vs. Mia., 1/13/74 (18-28)

#### Passer Rating

##### (Min. 15 attempts)

- 137.1 ... Daunte Culpepper vs. G.B., 1/9/05
- 134.4 ... Brett Favre vs. Dal., 1/17/10
- 120.6 ... Wade Wilson vs. N.O., 1/3/88

#### Longest Completion

- 75 .. Joe Kapp to Gene Washington ... vs. Clev., 1/4/70, (td)
- 68 .. Daunte Culpepper to Randy Moss ... vs. N.O., 1/6/01 (td)
- 68 .. Daunte Culpepper to Moe Williams, ... @ G.B., 1/9/05 (td)
- 66 .. Randall Cunningham to Cris Carter ... @ S.F., 1/3/98

#### Most Times Sacked

- 8 ... Wade Wilson @ Wash., 1/17/88

### RECEIVING

#### Receptions

- 11 .. Amp Lee vs. Chi., 1/1/95
- 10 .. Anthony Carter @ S.F., 1/9/88

#### Receiving Yards

- 227 .. Anthony Carter @ S.F., 1/9/88
- 188 .. Randy Moss @ St.L., 1/16/00

#### Touchdowns Receiving

- 3 ... Sidney Rice vs. Dal., 1/17/10
- 2 .. John Gilliam vs. Wash., 12/22/73
- 2 .. John Gilliam vs. Stl. Cardinals, 12/21/74
- 2 ... Sammy White vs. Wash., 12/18/76
- 2 .. Cris Carter @ S.F., 1/3/98
- 2 .. Randy Moss @ Stl. Rams, 1/16/00
- 2 .. Randy Moss vs. N.O., 1/6/01
- 2 .. Randy Moss @ G.B., 1/9/05

### RUSHING-RECEIVING

#### Yards

- 257 .. Anthony Carter @ S.F., 1/9/88, (ru-30, re-227)
- 199 .. Chuck Foreman @ LA Rams, 12/26/77, ... (ru-118, re-81)
- 198 .. Robert Smith vs. Dall., 1/9/00, (ru-140, re-58)

### COMBINED YARDAGE

#### Yards

- 278 .. Anthony Carter @ S.F., 1/9/88, (ru-30, re-227, rt-21)

### PUNTING

#### Punts

- 10 .. Bucky Scribner@Wash., 1/17/88

#### Punt Average (Min. 4 punts)

- 50.8 .. Mitch Berger vs. Atl., 1/17/99 (4-203)

### PUNT RETURNS

#### Punt Returns

- 6 .. Anthony Carter @ N.O., 1/3/88

#### Punt Return Yardage

- 143 .. Anthony Carter @ N.O., 1/3/88

#### Longest Punt Return

- 84 .. Anthony Carter@N.O., 1/3/88 (td)
- 26 .. Anthony Carter@Wash., 1/17/88

#### Punt Return Average (3 returns)

- 23.8 .. Anthony Carter @ N.O., 1/3/88, (6-143)

#### Fair Catches

- 5 .. Bobby Bryant vs. S.F., 12/27/70

### KICKOFF RETURNS

#### Kickoff Returns

- 7 .. Robert Tate @ St. L., 1/16/00

#### Kickoff Return Yardage

- 151 .. Robert Tate @ St. L., 1/16/00

#### Longest Kickoff Return

- 61 .. Clinton Jones vs. Dall., 12/25/71
- 58 .. Robert Smith vs. Chi., 1/1/95

#### Kickoff Return Average (3 returns)

- 26.5 .. David Palmer @ NYG., 12/27/97, (4-106)

### INTERCEPTIONS

#### Interceptions

- 2 .. Bobby Bryant @ Dal., 12/30/73
- 2 .. Bobby Bryant vs. LA Rams, 12/26/76
- 2 .. John Turner vs. Atl., 1/9/83
- 2 .. Joey Browner vs. LA Rams, 12/26/88
- 2 .. Robert Griffith vs. Ari., 1/10/99

#### Interception Return Yardage

- 63 .. Bobby Bryant @ Dal., 12/30/73

#### Longest Interception Return (All TDs)

- 63 .. Bobby Bryant @ Dal., 12/30/73
- 45 .. Reggie Rutland, @ S.F., 1/9/88

### FUMBLES

#### Longest Fumble Return (All TDs)

- 22 .. Paul Krause vs. S.F., 12/27/70
- 20 .. Nate Wright vs. Stl. Cardinals, 12/21/74

### TACKLES

#### Career Total (solos and assists)

- 129 .. Jeff Siemon
- 123 .. Wally Hilgenberg
- 112 .. Alan Page

#### Season Total (solos and assists)

- 34 .. Jeff Siemon, 1974
- 32 .. Joey Browner, 1987
- 28 .. Roy Winston, 1969
- 28 .. Jeff Siemon, 1976

#### Game Total (solos and assists)

- 17 .. Jeff Siemon vs. Oak., 1/9/77
- 16 .. Wally Hilgenberg vs. Dall., 12/28/75
- 16 .. Jeff Siemon@Phi., 1/3/81

### SACKS

#### Career

- 10.5 .. Carl Eller (1964-78)
- 8.5 .. Alan Page (1967-78)
- 7.5 .. Jim Marshall (1961-79)

#### Season

- 3.0 ... Ray Edwards, 2009
- 3.0 .. Bob Lurtsema, 1974
- 3.0 .. Carl Eller, 1975
- 3.0 .. Chris Doleman, 1987

#### Game

- 3.0 ... Ray Edwards vs. Dal., 1/17/10
- 3.0 .. Carl Eller vs. Dal., 12/28/75
- 2.0 ... Jared Allen, vs. Phi., 1/4/09
- 2.0 .. Carl Eller vs. LA Rams, 12/27/69
- 2.0 .. Alan Page vs. Dall., 12/25/71
- 2.0 .. Carl Eller vs. LA Rams, 12/26/76
- 2.0 .. Jim Marshall @ Dall., 1/1/78
- 2.0 .. Chris Doleman @ S.F., 1/9/88
- 2.0 .. Jason Fisk vs. Atl., 1/17/99



## VIKINGS QUARTERBACKS

**\* Brett Favre:** Named MVP of the NFL in 3 consecutive seasons (1995-97) and selected to 11 Pro Bowls...Has started 285 consecutive regular season games (309 including playoffs), the longest stretch ever by an NFL player, breaking Jim Marshall's record of 270...Holds every significant NFL career passing record and is the league's all-time leader in TD passes, completions, attempts, yards, and victories as a starting QB... Was 1 of 5 QBs in 2009 with at least 4,000 yards passing, 25 TDs and a QB rating of over 100...Threw for 4,202 yards and 33 TDs, while completing a career-best 68.4 % of his passes (363-of-531)...His 33 TDs were tied for the 2nd-most in the NFL and he was 2nd in the league with a career-high 107.2 passer rating...Threw only 7 INTs, tied for the lowest of all QBs with at least 300 attempts...Was named NFC Offensive Player of the Week 3 times...Set a playoff career high and tied a Vikings single-game postseason record with 4 TD passes in the Divisional Round victory over Dallas...Completed 15-of-24 passes for 234 yards and no INTs...Posted a 134.4 passer rating, the 2nd-best single-game figure in Vikings postseason history and the 2nd-highest mark in his 24 career postseason contests...Has thrown a TD pass in a NFL-record 20-consecutive postseason games.

**Tarvaris Jackson:** Has played in 33 NFL games with 19 starts...Threw for 201 yards and a TD on 14-of-21 passing in 2009 (8 games).

**Sage Rosenfels:** Joined the Vikings via trade (Houston) during the 2009 offseason...Has played in 32 NFL games with 12 starts...Went 6-4 in his past 10 NFL starts, all with Houston.

\* Regular Starter

## VIKINGS RUNNING BACKS

**\* Adrian Peterson:** Perhaps the most explosive player in the NFL, became the 1st Vikings running back to lead the NFL in rushing in 2008, setting the team record with 1,760 yards...Set the NFL single-game rushing record with 296 yards vs. San Diego in 2007, the 8th game of his career...Has played in 46 regular season NFL games (39 starts), yet already ranks 2nd in Vikings annals with 19 career games of 100+ rushing yards...Holds 3 of the Vikings top 4 rushing seasons (1,761 in 2008; 1,383 in 2009; 1,341 in 2007) and the team's top 2 single-game performances (296 vs. San Diego on 11/4/07; 224 at Chicago on 10/14/07)... Has reached 1,000+ rushing yards in each of his 1st 3 years...Led the NFL with 18 rushing TDs in 2009, a team record for a single season... Ranked 5th in the league with 1,383 rushing yards...Added a career-best 43 receptions and was tops in the NFC (3rd in NFL) with 1,819 yards from scrimmage...Finished with 122 yards and 3 rushing TDs, a team postseason record, in the NFC Championship at New Orleans.

**Chester Taylor:** Ran for the 6th-highest single-season total in Vikings history with 1,214 yards in 2006, while his 303 rushing attempts that year rank 3rd in team annals...Posted the 2nd-longest play from scrimmage and the longest rushing play in Vikings history with a 95-yard TD run at Seattle (10/22/06)...Since joining the Vikings in 2006, has rushed for 2,797 yards (10th in team history)...Has led all NFL RBs in 3rd down receptions in each of the last 2 seasons, including 26 in 2009...Rushed 10 times for 51 yards in the postseason and added 5 receptions for 34 yards.

**Albert Young:** Joined the Vikings as an undrafted rookie free agent in 2008 and spent the entire season on the practice squad...Saw time on special teams in 2009 while rushing for 53 yards on 12 carries...Made his postseason debut with a special teams tackle against Dallas.

**Jeff Dugan:** Versatile player who serves as a strong blocker out of the backfield at fullback or at tight end...6th-year player had 2 TD receptions during the regular season, among his 6 catches for 52 yards.

**\* Naufahu Tahi:** Hard-nosed blocker who worked from practice squad in 2006 to a starter by 2008...Helped Adrian Peterson set a team rushing record in 2008 and lead the NFL in rushing TDs in '09...Had 10 receptions for 67 yards and a TD in the regular season.

\* Regular Starter

## VIKINGS OFFENSIVE LINE

**T Ryan Cook:** Helped pave the way for RB Adrian Peterson to reach 1,760 rushing yards in 2008, which led the NFL and set a team record... Originally drafted by the Vikings in 2006, has played in 54 career games with 33 starts...Saw action off the bench in both 2009 playoff games.

**C Jon Cooper:** Spent the first 3 weeks of the regular season on the Vikings practice squad before being added to the active roster...Originally signed as a rookie free agent on 4/27/09...Started 43 games for one of the nation's top offenses...Played in his first NFL game at Arizona (12/6/09).

**\* G Anthony Herrera:** A rookie free agent in 2004, earned a place on 2008 USA Today All-Joe Team that honors the hard-working and overlooked in the NFL...Since stepping into the starting lineup in 2007, has helped the Vikings rushing game and RB Adrian Peterson set numerous NFL and team records...Started 14 games in 2009 (missed 2 to injury) and helped Peterson rush for 1,383 yards and an NFL-high 18 TDs... Helped protect QB Brett Favre as he tossed 4 TD passes in the Divisional Round win over Dallas...Born in Trinidad before emigrating to the United States...Became a U.S. citizen in 2008.

**G Artis Hicks:** Versatile backup along the offensive line that has extensive starting experience at guard and tackle...Joined the Vikings via trade with Philadelphia in '06 and has started 27 of 57 regular season games played as a Viking...Started in 41 of the 42 games for the Eagles from '04-06 and all 3 playoff contests, including Super Bowl XXXIX against New England...Started 1 game at T (at St. Louis) and 2 at G (vs. Chicago and at Arizona)...Saw action off the bench in both 2009 playoff games.

**\* G Steve Hutchinson:** Widely considered the top guard in the NFL, has been selected to 7 Pro Bowls and is a 7-time All-Pro...Has blocked for a 1,000-yard rusher in each of his 9 NFL seasons and has blocked in 58 games (including playoffs) where a running back has reached the 100-yard mark (27 with the Vikings)...Has blocked for 3 games with a 200-yard rusher in his career, including RB Adrian Peterson's NFL record 296-yard game vs. San Diego...Played a large role in Peterson's 1,383 rushing yards and an NFL-high 18 TDs in 2009...Originally selected by the Seattle Seahawks in the 1st round of the 2001 NFL Draft, joined the Vikings via free agency in 2006 offseason...Has started 64 consecutive regular season games (67 including playoffs) since joining the team... Helped Peterson rush for 122 yards and 3 TDs in NFC Championship.

**\* T Phil Loadholt:** Drafted in the 2nd round - 54th overall - by the Vikings in 2009 and started 15 regular season games (missed St. Louis due to injury)...Was the 6th highest tackle drafted in 2009 and the highest selected by the Vikings since Bryant McKinnie (1st round) in 2002...Started at Cleveland in Week 1, becoming only the 5th Vikings rookie tackle to start a season opener and only the 2nd at right tackle...Played a key role in RB Adrian Peterson's 1,383 rushing yards and QB Brett Favre's career-best 107.2 passer rating...Had an excellent postseason debut, helping protect Favre while he tied a Vikings playoff record with 4 TD passes and helping Peterson rush for 122 yards and 3 TDs at N.O.

**\* T Bryant McKinnie:** Has blocked for 5 of the top 7 single-season rushers in team history...Helped RB Adrian Peterson become the 1st Vikings RB to lead the NFL in rushing with 1,760 yards in 2008...Has played in 116 career regular season games with 115 starts (5/5 playoffs)...Originally selected by the Vikings in the first round (#7 overall) of the 2002 NFL Draft...Helped Peterson rush for 1,383 yards and 18 TDs in 2009... Played a key role in the playoffs as QB Brett Favre tossed 4 TD passes vs. Dallas and Peterson rushed for 122 yards and 3 TDs at New Orleans.

**\* C John Sullivan:** Charged with filling big shoes left by longtime Vikings C Matt Birk, became a starter in 2009 on a talented Vikings offensive line...Started all 16 games and both playoff games in '09...Was the 4th center drafted in 2008, when the Vikings took him in the 6th round (#187) out of Notre Dame...Helped QB Brett Favre complete 68.4% of his passes, while RB Adrian Peterson rushed for 1,383 yards and a league-best 18 TDs...Made his 1st postseason start against Dallas and allowed Favre to post a 134.4 passer rating.

\* Regular Starters



## VIKINGS TIGHT ENDS

**Jim Kleinsasser:** The longest-tenured Viking is in his 11th season with the club in 2009...Named to the USA Today's All-Joe Team in 2007 and 2008...Has paved the way for 6 of the top 7 single-season rushing marks in Vikings history, including RB Adrian Peterson's NFL-leading 1,760 yards in 2008...Has played in 149 career regular season games (112 starts)...Started 8 games in 2009, helping Peterson to an NFL-best 18 rushing TDs...Caught 2 passes for 26 yards in 2009 playoffs.

**Garrett Mills:** Added to the active roster on 12/9/09 after spending the first 12 weeks on the practice squad...Has played in 9 career games since joining the Vikings in 2007.

\* **Visanthe Shiancoe:** Burst on to the Vikings scene in 2008, leading all NFC tight ends (3rd in NFL) with 7 TD catches...Has blocked for a 1,200+ yard rusher in each of his 1st 7 seasons...Has not missed a game in 7 years, playing in 112 consecutive regular season games and 5 playoff contests...Is 2nd among all-time Vikings tight ends with 19 career TD catches and 5th with 1,485 yards...Since the beginning of the 2008 season, has 18 TDs, the most among all tight ends in the NFL...Tied for 4th among all players with 11 TD receptions in 2001, a Vikings single-season record by a TE...Finished with a career-best 56 receptions for 566 yards...Finished 2009 postseason with 5 receptions for 94 yards (18.8 avg.) and a TD.

\* Typical Starter

## VIKINGS WIDE RECEIVERS

\* **Bernard Berrian:** Acquired as a free agent from Chicago in 2008, quickly became an explosive player for the Vikings, setting a team record with 3 TDs of 80+ yards in his 1st season...Set a team record and tied an NFL mark with a 99-yard TD against the Bears on 11/30/08...Notched a career-high 7 TDs, while averaging 20.1 yards per catch...Hauled in 55 receptions for 618 yards and 4 TDs during the 2009 regular season...Added 12 grabs for 134 yards in the postseason.

**Percy Harvin:** Selected by the Vikings in the 1st round (#22) of the 2009 NFL Draft...Established a Vikings record for the most combined yards in a season with 2,081...Combined yardage total was the 7th-best in the NFL, while he ranked 4th in the league with a 27.5 kickoff return average (2nd among rookies)...Returned 2 kickoffs for TDs - a career and season high in Vikings history...Perhaps the top 1st-year receiver in the league, tied for 1st among all NFL rookies with 60 receptions and 790 receiving yards...Named Associated Press Offensive Rookie of the Year and Pepsi Rookie of the Year...Finished the playoffs with 6 catches for 39 yards and 2 kickoff returns for 33 yards.

**Jaymar Johnson:** Impressive offseason led to a spot on the 2009 Vikings' opening day roster, after spending his '08 rookie season on the practice squad...Returned 16 punts for 134 yards in 2009 (8.4 average).

**Darius Reynaud:** Rookie free agent made a splash in the return game in 2008, running back 8 kickoffs for 201 yards (25.1 avg)...The Vikings primary punt returner in 2009, he ranked 9th in the NFL with a 10.3 average (30 returns, 308 yards)...Returned 3 punts for 15 yards in playoffs.

\* **Sidney Rice:** Ranked 4th in the NFL with 1,312 receiving yards during his breakout 2009 campaign, the 8th-highest total in team history...Ranked tied for 12th in the NFL with a team-best 83 receptions, while tying for 16th with 8 TD grabs...Racked up 201 receiving yards vs. Detroit, 176 against Baltimore, 136 at Pittsburgh and 112 vs. the New York Giants...His 201 yards is the 4th-most in team history and his 176 is 9th...Continued his coming out party in the 2009 playoffs, finishing with 10 catches for 184 yards and 4 TDs, including setting a Vikings postseason record and tying the NFL single-game playoff standard with 3 TD receptions vs. Dallas when he had 6 catches for 141 yards, the 5th-most in Vikings annals...Tied team postseason records for most TDs (3) and most points (18)... Originally rafted in the 2nd round (#44) in the 2007 NFL draft.

\* Regular Starters

## VIKINGS DEFENSIVE LINE

\* **DE Jared Allen:** Acquired in an offseason trade (Kansas City) in 2008, has amassed 29.0 sacks in a Vikings uniform...Led the team with 14.5 sacks in both 2008 and 2009...Is only the 2nd player in NFL history to have 3 consecutive seasons of 14+ sacks...Has earned 1st Team All-Pro and Pro Bowl honors for 3-straight seasons (2007-09)...Leads the NFL with 72.0 sacks since entering the league as a 2004 draft pick...Ranked 2nd in the NFL with 14.5 sacks in 2009...Compiled 79 tackles, 13 TFL, 6 forced fumbles, 3 fumble recoveries and an INT in the regular season...Was disruptive against Dallas in the Divisional Round, finishing with 5.0 tackles, 1.0 sack, a TFL, 3 QB hurries, a FF and one pass defended.

\* **DE Ray Edwards:** 4th-year pro had a career-high 8.5 sacks in 2009, along with 75 tackles, 9 TFL and 3 forced fumbles...Led the team with 10 TFLs in 2008...Tied for the team lead in sacks (5) and forced fumbles (4) in '07...Enjoyed the best game of his career in the Divisional Round, recording 3.0 sacks to tie the Vikings postseason record set by Hall of Famer Carl Eller...Set the team postseason record with 4.0 sacks in the 2009 playoffs...Tallied 12 tackles, 4.0 sacks, 3 TFLs, 2 forced fumbles and 7 QB hurries in the playoffs.

**DE Brian Robison:** Recorded 3.0 of his 4.5 sacks in 2009 over the Vikings last 4 games...Was the Vikings' 4th round pick in the 2007 NFL Draft...Named to the 2007 Pro Football Weekly All-Rookie Team...Notched a career-high 1.5 sacks vs. Green Bay in Week 4...Compiled 12 tackles and 13 QB hurries on the year...Helped the Vikings set a team record by holding Dallas to just 3 points in the Divisional Round.

**DE Jayme Mitchell:** Has spent 4 seasons with the Vikings after signing as an undrafted free agent in 2006...In 2007, became the only undrafted rookie in team history to post 2.0+ sacks in a game...Missed 2008 season with knee injury...Had 3 tackles and 5 QB hurries in 2009.

\* **DT Kevin Williams:** Known as one of the most dominate defensive lineman in the game, posted 55 tackles, 6.0 sacks, 36 QB hurries, a FF and a FR in 2009...Tied for the lead among all NFL DTs with his 6.0 sacks...The 9th overall pick in 2003 is a 5-time Pro Bowler over his 1st 7 NFL seasons, while he has been named to 5 1st Team All-Pro squads...Named to the 2000s All-Decade Team...Notched 22 sacks during 1st 2 seasons in the NFL...Has scored 4 defensive touchdowns since becoming a member of the Vikings, which is tied for best in franchise history...Had a FR in the Divisional Round, while logging 6 tackles...Finished postseason with 14 tackles, 3 TFLs and 7 QB hurries.

\* **DT Pat Williams:** Has the reputation for being one of the best run stoppers in all of pro football...Signed as a free agent (Buffalo) in 2005...Was selected to 3 straight Pro Bowls from 2006-08...Named a 2nd Team All-Pro in 2007...Key element in Vikings #1 ranked rush defense for a record 3 straight seasons (2006-08) and a unit that finished 2nd in 2009...Came into the NFL as an undrafted free agent...His 185 career regular season games played ranks 3rd only to Brett Favre (289) and Ryan Longwell (208) for active Vikings players...Notched 62 tackles, 2.0 sacks, 8 TFLs, 2 FF and 4 QB hurries in 2009...Helped key a Vikings defense that set a team record by limiting Dallas to just 3 points in the Divisional Round.

**DT Letroy Guion:** 5th round selection in 2008 is in his 2nd NFL season...Is a key backup to All-Pro defensive tackles Pat and Kevin Williams...Youngest defensive lineman on the Vikings roster (22)...Has played in 9 NFL games...Logged 3 tackles and 7 QB hurries in 2009.

**DT Jimmy Kennedy:** Played in 13 games (1 start) in 2009, his 1st full season with the Vikings...Matched his career high with 3.0 sacks while compiling 29 tackles, 4 TFLs and 7 QB hurries...Selected with the 12th overall pick (St. Louis) in 2003...Posted a sack in the Divisional Round.

**DT Fred Evans:** Joined the Vikings during the 2007 offseason after a one year stay in Miami...Received playing time in all 16 regular season games in 2008 and started the Wild Card playoff game against Philadelphia...Notched 11 tackles and 5 QB hurries in 13 contests this season...Finished with 6 tackles, 2 TFLs and 5 QB hurries in postseason.

\* Regular Starters

# VIKINGS POSITION-BY-POSITION SNAPSHOT



## VIKINGS LINEBACKERS

**Jasper Brinkley:** Rookie from South Carolina started the last 4 games of the regular season for an injured E.J. Henderson, beginning in Week 14 vs. Cincinnati...Vikings traded up in the 5th round of the 2009 draft to select the hard-hitting linebacker...Also saw time on special teams, playing in all 16 games as a rookie...Logged 31 defensive tackles (including 1 TFL) and 3 QB hurries...Made his playoff debut in the Divisional Round against Dallas, finishing with 7 tackles and a TFL.

**Heath Farwell:** Special teams ace earned his 1st career Pro Bowl nod in 2009...Has a total of 91 career special teams tackles in his 4 seasons...Special Teams MVP during the 2006 and 2007 season, missed the '08 season with a knee injury before bouncing back with huge '09 campaign...After tying for the team lead with 24 special teams tackles during the regular season, tied for team honors with 3 against Dallas.

\* **Chad Greenway:** Led the team with 6 takeaways in 2009, ranking tied for 3rd in the NFL with 3 FRs...Also tied for 2nd among all NFL linebackers with 3 INTs...Posted the 15th all-time 3-takeaway game by a Viking and only the 3rd by a linebacker with his 2 INTs and a FR at Detroit (9/20/09)...Has led the Vikings in tackles each of the last 2 years, recording 150 in 2008 and 127 in '09...The 17th overall pick in the 2006 draft, he missed his rookie season after suffering a knee injury in the 1st preseason game...Notched 17 tackles and 1.0 sack in the postseason.

\* **E.J. Henderson:** The leader of the Vikings defense returned to the field after missing time in 2008 with a foot injury...Was named a captain for the 2nd straight season...Led the team with 100 tackles and led or tied for the team lead in tackles 8 times before suffering a season-ending leg injury at Arizona...Joined the Vikings in 2003 as a 2nd round draft pick.

**Erin Henderson:** The younger Henderson brother found himself on the Vikings roster for the 2nd year...The one time rookie free agent saw his first action in Week 14 vs. Cincinnati and played in 2 games.

\* **Ben Leber:** An 8-year veteran finished his 4th go-around with the Vikings...Tied for NFL lead in fumble recoveries (4) in '08...Had 70 tackles, 6 TFLs, 2.5 sacks, 5 QB hurries and 9 passes defended in 2009...Had 2 takeaways against Dallas with a FR and an INT, the 1st pick of his playoff career...Also led the team with 10 tackles, while logging a TFL and 2 passes defended...Led the team with 18 tackles in postseason...One of 2 starters from the state of South Dakota; the other is fellow LB Chad Greenway.

**Kenny Onatolu:** Former CFL star had his 1st taste of the NFL in 2009...Tied for the Vikings lead with 24 special teams tackles, including a club-best 19 solo stops...Had a special teams stop vs. Dallas in his postseason debut and recovered a special teams fumble at New Orleans.

\* Regular Starters

## VIKINGS SPECIALISTS

**P Chris Kluwe:** 5th-year pro who has 126 career punts inside the 20, which is the 2nd-most of any Vikings punter...Enjoyed his best season in 2008 when he launched 33 punts over 50+ yards and had a 47.6-yard gross punting average, both Vikings records...Holds the 3 highest team marks for 50+ yard punts in a season with 33, 29 and 22...Finished 2009 with 73 punts for a 43.9 avg., including 24 inside the 20.

**K Ryan Longwell:** Ranked 2nd in the NFL with a 92.9 FG pct. in 2009, tops among kickers with at least 20 attempts...His 132 points on the year was a career-high and tied for the 2nd-most in team history...Named 2008 and 2009 Special Teams MVP with the Vikings...Currently ranks 15th in NFL history with 1,502 career points and is 16th with 322 made FGs...Connected on both of his FG attempts in the Divisional Round against Dallas...Joined the Vikings after leaving rival Green Bay in 2006.

**LS Cullen Loeffler:** One of the more consistent long snappers in the league, the 6th year pro has been a member of the team since 2004...The former tight end has snapped on 4 of the 5 longest FGs in team history...Originally joined the Vikings as a rookie free agent in 2004.

## VIKINGS DEFENSIVE BACKS

**S Husain Abdullah:** In his 2nd season with the Vikings after initially joining the club as a rookie free agent...Led the Vikings in special teams tackles as a rookie with 24 and added 17 in 2009...Picked up his 1st career sack vs. Seattle (11/22)...Tied for the team lead with 5 special teams tackles in the 2009 postseason.

**CB Asher Allen:** Vikings 3rd round pick in 2009 played a role on special teams and provided depth in an experienced secondary...Played in his 1st career game at Pittsburgh (10/25) and had 1.0 sack and a FF...Notched his 1st career INT vs. Seattle (11/22)...Played in 10 games (1 start), notching 23 tackles and 2 passes defended...Made his postseason debut against Dallas, contributing a tackle.

**S Eric Frampton:** The 3rd-year pro has been a consistent contributor on special teams...Has 59 special teams tackles since joining the Vikings in '07, the most on the team during that time...Tied for the team lead with 5 special teams tackles in the 2009 postseason.

\* **CB Cedric Griffin:** Led the Vikings with a career-high 4 INTs in 2009...Also had 71 tackles, 2 FFs and 8 passes defended...The 4th-year player set a career-high in tackles in 2008 with 100, while ranking 2nd on the team with 13 passes defended...Finished with 11 tackles and a pass defended in postseason...Was a 2nd round draft pick in 2006.

\* **S Tyrell Johnson:** 2nd-year player who started 15 games in 2009 after replacing veteran Darren Sharper...Picked up his 1st career INT as a rookie in 2008, picking off Drew Brees...Was the only Vikings rookie to start a game in '08 and played in every game, including the postseason...Was the Vikings 1st selection (2nd round, #43) in 2008...Had 71 tackles, 7 passes defended and an INT in 2009...Made his 1st career playoff start against Dallas and helped the Vikings set a team record by allowing just 3 points.

**CB Karl Paymah:** Free agent from Denver who has helped improve the special teams production...Spent his 1st 4 seasons in the Mile High City, finishing with a career-high 29 tackles in '08...Had 14 tackles, 4 passes defended, 1 TFL, and 11 special teams with the Vikings in 2009.

**S Jamarca Sanford:** The 5th and final member of the Vikings '09 draft class provides secondary depth and special teams help...Was the SEC's active tackles leader during his career...Played in his 1st career game at Detroit (9/20) and made his 1st NFL start vs. Cincinnati (12/13)...Had 15 tackles and 19 special teams stops on the season, while seeing action in 14 contests...Logged a special teams tackle against Dallas in his postseason debut.

**CB Benny Sapp:** Nickel back brings his scrappy play to the Vikings secondary...Played in all 16 games in 2009, including a career-high 7 starts...Finished with 55 tackles, 3 TFLs, 2 FF and 7 passes defended...Was a teammate of Chad Greenway at Iowa...Joined the Vikings in 2008 after coming over from Kansas City, where he played with Vikings DE Jared Allen...Started both playoff games in 2009 and finished with 5 tackles.

\* **S Madiou Williams:** A free-agent signing in 2008 (Cincinnati), the 6-year veteran directs traffic in the Vikings secondary...Notched 76 tackles, 6 passes defended and one FR while starting all 16 games in 2009...Finished 2009 postseason with 11 tackles, including 10 solo stops...Native of Sierra Leone moved to the USA at age 9.

\* **CB Antoine Winfield:** Known as one of the most physical corners in the game, logged 58 tackles, 2 TFLs, an INT, a FF and a team-high 9 passes defended in 2009...Missed 6 games due to injury...11-year vet signed a contract extension this offseason...Earned 1st Pro Bowl berth in 2008, and was a 2nd-Team AP All-Pro after recording 96 tackles (career-best 9.0 TFLs)...Scored a TD in 3 straight seasons from 2006-08...Helped shut down the Dallas WRs as the Vikings set a team record by allowing just 3 points in the Divisional Round win...Joined the Vikings after leaving the Buffalo Bills in 2004.

\* Regular Starters

# VIKINGS OFFENSIVE TEAM NOTES



## VIKINGS A RUSH UNDER CHILDRESS

Since **Brad Childress** took over in 2006, the Vikings have had one of the best running attacks in the NFL, rushing for 8,710 yards over the past 64 regular season games (136.1 avg.), which ranks 4th in the NFL during that time.

### Most Rushing Yards Per Game 2006-2009 (Regular Season)

Team	Yards	Avg. Per Game
1) Tennessee	9,114	142.4
2) Atlanta	8,778	137.2
3) Jacksonville	8,735	136.5
<b>4) Minnesota</b>	<b>8,710</b>	<b>136.1</b>

\* The team's 4.5 yards-per-carry average over the past 4 seasons is tied for 3rd in the NFL.

### Highest Yards Per Carry Average 2006-2009 (Regular Season)

Team	Attempts	Yards	Avg.
1t) Jacksonville	1,908	8,735	4.6
1t) N.Y. Giants	1,869	8,659	4.6
<b>3t) Minnesota</b>	<b>1,922</b>	<b>8,710</b>	<b>4.5</b>
3t) 3 other teams tied			4.5

\* The Vikings 244 rushes of 10+ yards from 2006-2009 (12.7% of Vikings rushes) rank 1st during that time.

### Most Rushes of 10+ Yards 2006-2009

Team	Rushes of 10+ Yards
<b>1) Minnesota</b>	<b>244</b>
2t) Jacksonville	242
2t) N.Y. Giants	242

\* RB **Chester Taylor's** 95-yard TD run against Seattle (2006) ranks as the longest run in the NFL in the past 4 years.

### Longest Rush 2006-2009

Team	Long Rush
<b>1) Minnesota</b>	<b>95t</b>
2) Tennessee	91t
3) Atlanta	90t

\* The Vikings have rushed for 436 first downs from 2006-2009; that total ranks 6th during that time.

### Rushing First Downs 2006-2009

Team	First Down Rushes
1) New England	504
2) Jacksonville	475
3) N.Y. Giants	472
4) Tennessee	446
5) Atlanta	443
<b>6) Minnesota</b>	<b>436</b>
7t) Baltimore	429
7t) Miami	429

\* The Vikings have scored 68 rushing touchdowns during that time, the 6th-most in the NFL.

### Rushing Touchdowns 2006-2009

Team	Rushing TDs
1) San Diego	81
2t) Jacksonville	77
2t) New England	77
4) Tennessee	75
5) New Orleans	74
<b>6) Minnesota</b>	<b>68</b>
7) Indianapolis	62

## PROTECTING THE BALL

The Vikings turned the ball over just 18 times (7 INT, 11 fumbles) in 2009, which was the **3rd-lowest total in the NFL**. **Minnesota's 7 INTs were the lowest**, and the team's +6 turnover differential was tied for 8th-best in the NFL.

### Lowest Number of Turnovers in 2009

Team	Fumbles Lost	INTs	Turnovers
1) Green Bay	8	8	16
2) San Diego	7	10	17
<b>3) Minnesota</b>	<b>11</b>	<b>7</b>	<b>18</b>
4) Dallas	10	9	19

### Least Interceptions in 2009

Team	INTs
<b>1) Minnesota</b>	<b>7</b>
2) Green Bay	8
3) Dallas	9

### Turnover Differential

Team	Differential
1) Green Bay	+24
2) Philadelphia	+15
3) New Orleans	+11
4) Baltimore	+10
5) San Francisco	+9
6) San Diego	+8
7) Denver	+7
<b>8t) Minnesota</b>	<b>+6</b>
8t) Carolina	+6
8t) New England	+6

## PUT IT ON THE BOARD

The Vikings finished **2nd in the NFL with 470 total points scored**. Of those, **447 came on offense**, which was also the **2nd-most in the league**.

### 2009 Total Points Scored

Team	Total Points	PPG
1) New Orleans	510	31.9
<b>2) Minnesota</b>	<b>470</b>	<b>29.4</b>
3) Green Bay	461	28.8

### 2009 Offensive Points Scored

Team	Total Offensive Points
1) New Orleans	448
<b>2) Minnesota</b>	<b>447</b>
3) Green Bay	431

\* The Vikings **34 passing TDs** were tied for the most in the NFL.

### 2009 Passing TDs

Team	Passing TDs
<b>1t) Minnesota</b>	<b>34</b>
1t) Indianapolis	34
1t) New Orleans	34

\* The Vikings **19 rushing TDs** were tied for the 6th-most in the NFL.

### 2009 Rushing TDs

Team	Rushing TDs
1t) Baltimore	22
1t) Miami	22
3t) New Orleans	21
3t) N.Y. Jets	21
5) Green Bay	20
<b>6t) Minnesota</b>	<b>19</b>
6t) Jacksonville	19
6t) New England	19
6t) Tennessee	19



# VIKINGS OFFENSIVE TEAM NOTES



## CAPITALIZING ON MISTAKES

The Vikings scored **106 points off opponents' 24 turnovers during the 2009 season. That total was the 5th-most in the NFL.** The team averaged 4.42 points per takeaway, the highest average of any team in the league.

### 2009 Total Points Scored Off Takeaways

Team (Takeaways)	Points
1) Green Bay (40).....	141
1) New Orleans (39).....	141
3) Baltimore (32).....	117
4) Philadelphia (38).....	116
<b>5) Minnesota (24).....</b>	<b>106</b>

### 2009 Points Per Takeaway Average

Team (Takeaways/Points)	Avg. Points
<b>1) Minnesota (24/106).....</b>	<b>4.42</b>
2) N.Y. Giants (24/102).....	4.25

Of the 106 points off takeaways, **99 came from the Vikings offense against opponents' defensive units following the takeaway, which was the 2nd-most in the league.**

### Offensive Points Scored Off Takeaways - 2009

Team (Takeaways)	Offensive Points
1) Green Bay (40).....	113
<b>2) Minnesota (24).....</b>	<b>99</b>
3) Baltimore (32).....	97

## RED ZONE EFFICIENCY

The Vikings finished **1st in the NFL with 350 red zone points. The team scored 43 touchdowns inside the red zone - also the most in the NFL.** That equates to a TD on 62.3% of the time when getting inside opponents' 20-yard line (3rd).

### 2009 Red Zone Points

Team (Red Zone Trips)	Red Zone Points
<b>1) Minnesota (69).....</b>	<b>350</b>
2) New Orleans (71).....	342

### 2009 Red Zone TDs

Team (Red Zone Trips)	Red Zone TDs
<b>1) Minnesota (69).....</b>	<b>43</b>
2) New Orleans (71).....	41

### 2009 Red Zone TD Efficiency

Team (TD/Red Zone Trips)	TD Eff.
1) Arizona (38-of-54).....	70.4
2) Indianapolis (35-of-53).....	66.0
<b>3) Minnesota (43-of-69).....</b>	<b>62.3</b>

## CONVERTING ON 3RD DOWN

In the 2009 regular season, the Vikings **converted 44.8% of the team's 3rd-down attempts, the 5th-highest percentage in the NFL.** The team's 100 conversions were the 4th-most in the league.

### 2009 3rd Down Conversion Percentage

Team	Pct.
1) Indianapolis (95-of-193).....	49.2
2) Miami (120-of-245).....	49.0
3) Green Bay (103-of-219).....	47.0
4) Jacksonville (102-of-226).....	45.1
<b>5) Minnesota (100-of-223).....</b>	<b>44.8</b>

### 2009 3rd-Down Conversions

Team	Conversions
1) Miami.....	120
2) Green Bay.....	103
3) Jacksonville.....	102
<b>4) Minnesota.....</b>	<b>100</b>

## CONTROLLING THE CLOCK

In 2009, the Vikings controlled the ball on average for **32 minutes, 40 seconds per game, which was the 3rd-best in the NFL.**

### 2009 Time of Possession

Team	TOP
1) Green Bay.....	33:03
2) New England.....	32:55
<b>3) Minnesota.....</b>	<b>32:40</b>
4) Pittsburgh.....	32:13

## EXPLOSIVE ON OFFENSE

The Vikings offense finished **6th in the NFL with 70 plays of 20 or more yards.** The team scored 10 TDs on those plays, 3 of which came on the ground, a total that was tied for 7th in the NFL.

### 2009 Plays of 20+ Yards

Team	Plays of 20+ Yards
1) Pittsburgh.....	77
2) Dallas.....	75
3) San Diego.....	74
4) New Orleans.....	72
4) Philadelphia.....	72
<b>6) Minnesota.....</b>	<b>70</b>
6) N.Y. Giants.....	70

### 2009 Rushes of 20+ Yards

Team	Rushes of 20+ Yards
1) Tennessee.....	24
2) Carolina.....	19
2) N.Y. Jets.....	19
4) Atlanta.....	17
4) Cincinnati.....	17
6) Baltimore.....	16
<b>7) Minnesota.....</b>	<b>15</b>
8) Dallas.....	14
8) New Orleans.....	14

## RACKING UP YARDS

The Vikings offense averaged **379.6 total yards per game in 2009, which ranked 5th in the NFL,** the team's highest ranking since 2004 (#4). The Vikings rushing attack averaged 119.9 yards per game (13th) while the team gained 259.8 yards per game through the air (8th).

### 2009 Total Yards Per Game

Team	Yards
1) New Orleans.....	403.8
2) Dallas.....	399.4
3) New England.....	397.3
4) Houston.....	383.1
<b>5) Minnesota.....</b>	<b>379.6</b>

## 30+ POINTS

The Vikings **scored 30 or more points 10 times this season.** That ranks as the 2nd-most games of 30+ points in a single season in team history. The 1998 squad holds the record after scoring 30+ points in 11 games that year.

### Games of 30+ Points - Vikings

Season	Games of 30+
1) 1998.....	11
<b>2) 2009.....</b>	<b>10</b>



# BRETT FAVRE NOTES



## CROSSING THE BORDER



On Tuesday, August 18, Vikings fans witnessed the unimaginable, as longtime Green Bay Packers QB **Brett Favre** signed a 2-year deal with Minnesota, bringing one of the biggest sports border rivalries to even greater heights.

In his 19th year in the NFL, Favre joined the Vikings after spending the 2008 season with the N.Y. Jets, where he was voted to his 10th Pro Bowl and finished the season with 3,472 passing yards and 22 touchdowns. Prior to his one-year stint with the Jets, Favre spent 16 seasons with the Packers. During that time he endured only one losing season, taking the Packers to 2 Super Bowls (winning one) and making 11 playoff appearances.

In 2009, Favre, who celebrated his 40th birthday on October 10, turned in one of his best single-season performances as he completed 363 of his 531 passes (68.4%) for 4,202 yards and 33 TDs. **He threw just 7 INTs, tied for the lowest total in the NFL and for his career, and his 107.2 passer rating was also a career high and the 2nd-highest in the NFL.** His 68.4 completion percentage, another career high, ranked as the 2nd-highest in a Vikings single-season (Culpepper-69.2%-2004). and his +26 TD/INT ratio was the best in the league.

With the Vikings win over the Packers in Week 4 (10/5/09), Favre became the first starting QB to defeat all 32 teams. **The 2009 season marked the first time started 6-0 during his 19-year career.**

Favre's numbers over the years speak for themselves:

- \* Named MVP of the NFL 3 consecutive seasons (1995-97) and selected to 11 Pro Bowls.
- \* Has started 285 consecutive games (308 including playoffs) for Green Bay, N.Y. Jets and Minnesota, the longest stretch ever among all players, breaking Jim Marshall's (Vikings) previous record of 270.
- \* Holds every significant NFL career passing record and is the league's all-time leader in TD passes (497), completions (6,083), attempts (9,811), yards (69,329) and victories as a starting QB (181).
- \* Has 44 career game-winning comebacks (4th quarter deficit or tie).
- \* Has 61 career 300-yard passing games.
- \* Extended 2 of his own NFL records this year with his 18th consecutive season and 18th overall season with 3,000+ yards passing.
- \* Has now surpassed the 4,000-yard passing mark 6 times during his career.

## IN A LEAGUE OF HIS OWN

Favre holds the NFL record in every significant passing category.

### NFL Career TD Passes

Player	TDs
1) Brett Favre .....	497
2) Dan Marino .....	420
3) Peyton Manning .....	366
4) Fran Tarkenton .....	342

### NFL Career Passing Yards

Player	Yards
1) Brett Favre .....	69,329
2) Dan Marino .....	61,361
3) John Elway .....	51,475
4) Peyton Manning .....	50,128

### NFL Career Games with 100+ Passer Rating (15 attempts min.)

Player	Games with 100+ Rating
1) Brett Favre .....	104
2) Fran Tarkenton .....	74
2) Peyton Manning .....	74

### NFL Career Passing Totals

Player	Comp./Att./Pct.
1) Brett Favre .....	6,083/9,811/62.0%
2) Dan Marino .....	4,967/8,358/59.4%
3) Peyton Manning .....	4,232/6,531/64.8%
4) John Elway .....	4,123/7,250/56.9%
5) Drew Bledsoe .....	3,839/6,717/57.2%

## SO MUCH FOR BEING OVER THE HILL

Despite being the oldest QB in the league and only the 12th QB in NFL history to start a game after turning 40, **Favre** set career highs in - and finished at or near the top of - several passing categories this season.

On the year, Favre completed 68.4% (3rd) of his passes for 4,202 yards (9th) and 33 TDs (t-2nd). He finished with **a passer rating of 107.2, the 2nd-best in the NFL and a career high.**

Favre's 68.4 completion percentage was also a career-best and ranked as the Vikings 2nd-highest in a single season behind Daunte Culpepper's 69.2 in 2004. Favre threw **just 7 INTs on the season (1.3%), which tied for the lowest among players with at least 300 attempts and was another career best. His +26 TD/INT ratio was also the best in the NFL.**

### 2009 Highest Passer Rating

Player	Passer Rating
1) Drew Brees, NO .....	109.6
2) <b>Brett Favre, MIN.....</b>	<b>107.2</b>
3) Philip Rivers, SD .....	104.4

### 2009 Passing TDs

Player	TDs
1) Drew Brees, NO .....	34
2) <b>Brett Favre, MIN.....</b>	<b>33</b>
2) Peyton Manning, IND .....	33
4) Aaron Rodgers, GB .....	30

### 2009 TD-INT Differential

Player	TD-INT Differential
1) <b>Brett Favre, MIN.....</b>	<b>+26 (33 TDs/7 INTs)</b>
2) Drew Brees, NO .....	+23 (34 TDs/11 INTs)
2) Aaron Rodgers, GB .....	+23 (30 TDs/7 INTs)
4) Peyton Manning, IND .....	+17 (33 TDs/16 INTs)

### 2009 Highest Touchdown %

Player	% TDs
1) Drew Brees, NO .....	6.6
2) <b>Brett Favre, MIN.....</b>	<b>6.2</b>
3) Peyton Manning, IND .....	5.8
4) Philip Rivers, SD .....	5.8

### 2009 Highest Completion Percentage

Player	Pct.
1) Drew Brees, NO .....	70.6
2) Peyton Manning, IND .....	68.8
3) <b>Brett Favre, MIN.....</b>	<b>68.4</b>

### 2009 Least Interceptions (players with 300+ attempts)

Player	INTs
1) <b>Brett Favre, MIN.....</b>	<b>7</b>
1) Aaron Rodgers, GB .....	7

### 2009 Lowest Interception %

Player	% INT
1) <b>Brett Favre, MIN.....</b>	<b>1.3</b>
1) Aaron Rodgers, GB .....	1.3
3) Tony Romo, DAL .....	1.6

### 2009 Passing Yards

Player	Yards
1) Matt Schaub, HOU .....	4,770
2) Peyton Manning, IND .....	4,500
3) Tony Romo, DAL .....	4,483
4) Aaron Rodgers, GB .....	4,434
5) Tom Brady, NE .....	4,398
6) Drew Brees, NO .....	4,388
7) Ben Roethlisberger, PIT .....	4,328
8) Philip Rivers, SD .....	4,254
9) <b>Brett Favre, MIN.....</b>	<b>4,202</b>

# BRETT FAVRE NOTES



## 500 TOUCHDOWNS

In Week 12 vs. the Bears, Favre became the first player in NFL history to reach 500 combined touchdowns (passing and rushing).

### Most Regular Season Combined TDs (passing and rushing) - NFL

Player, Years	TDs (pass and rush)
1) Brett Favre, 1991-09	511 (497 pass, 14 rush)
2) Dan Marino, 1983-99	429 (420 pass, 9 rush)

## FAVRE ALREADY IN TOP 5 IN TEAM HISTORY

In his first season with the team, Favre broke into the top 5 in several categories in Vikings annals.

### Best Passer Rating in a Single Season - Vikings

Player, Year	Rating
1) Daunte Culpepper, 2004	110.9
2) Brett Favre, 2009	107.2
3) Randall Cunningham, 1998	106.0

### Highest Completion % in a Single Season - Vikings

Player, Year	%
1) Daunte Culpepper, 2004	69.2
2) Brett Favre, 2009	68.4

### Most Passing TDs in a Single Season - Vikings

Player, Year	Passing TDs
1) Daunte Culpepper, 2004	39
2) Randall Cunningham, 1998	34
3t) Brett Favre, 2009	33
3t) Warren Moon, 1995	33
3t) Daunte Culpepper, 2000	33

### Most Completions in a Single Season - Vikings

Player, Year	Completions
1) Daunte Culpepper, 2004	379
2) Warren Moon, 1995	377
3) Warren Moon, 1994	371
4) Brett Favre, 2009	363

### Most Passing Yards in a Single Season - Vikings

Player, Year	Yards
1) Daunte Culpepper, 2004	4,717
2) Warren Moon, 1994	4,264
3) Warren Moon, 1995	4,228
4) Brett Favre, 2009	4,202

## BREAKING RECORDS WITH THE VIKINGS

It took just 2 regular season games with the Vikings before Favre broke the team record for the highest completion percentage in a single game. At Detroit (9/20/09), he completed 23 of 27 passes (85.2%). It was a Vikings record and Favre's best completion percentage of his career. He then broke his own record when he completed 22-of-25 passes (88.0%) for 213 yards and 4 TDs vs. Seattle (11/22/09).

### Highest Completion Percentage in a Single Game - Vikings

Player	Pct. (Comp./Att.)
1) Brett Favre, vs. Seattle, 11/22/09	88.0 (22/25)
2) Brett Favre, at Detroit, 9/20/09	85.2 (23/27)
3) Randall Cunningham, at Tampa Bay, 11/1/98	84.0 (21/25)

### Most Games in a Season Completing 75% or Higher- Vikings

Player, Season	Games
1) Brett Favre, 2009	5
2) Rich Gannon, 1992	3

### Favre's Highest Completion Percentage Single Games

Game	Pct. (Comp./Att.)
1) vs. Seattle, 11/22/09	88.0 (22/25)
2) at Detroit, 9/20/09	85.2 (23/27)
3) at Cleveland, 11/19/95	82.1 (23/28)

## GAMES WITHOUT AN INT

Throughout the month of November, Favre did not throw an interception in 4 consecutive games (11/1/09-11/29/09), becoming just the 5th player in team history to accomplish the feat.

On the season, Favre threw just 7 INTs, the lowest total of his career and the 3rd-lowest in Vikings history. Favre's INT percentage of 1.3%, tied for the lowest in the NFL and is a Vikings record. He did not throw a pick in 10 games this season, breaking a team record for the most games without an INT in a single season.

### Most Games w/out an INT - Single Season - Vikings

Player, Year	Games w/out INT
1) Brett Favre, 2009	10 (9-1)
2t) Daunte Culpepper, 2004	8 (4-4)
2t) Warren Moon, 1995	8 (4-4)

### Most Consecutive Games w/out an INT - Vikings

Player	Cons. Games w/out INT
1) Fran Tarkenton, 10/21/73-11/19/73	5
2t) Brett Favre, 11/1/09-11/29/09	4
2t) Randall Cunningham, 9/20/98-10/18/98	4
2t) Warren Moon, 10/30/95-11/19/95	4
2t) Tommy Kramer, 9/7/86-9/28/86	4

### Least INTs in a Single Season - Vikings

Player, Year	INTs (Attempts)
1) Brad Johnson, 2005	4 (254)
2) Rich Gannon, 1991	6 (354)
3t) Brett Favre, 2009	7 (531)
3t) Fran Tarkenton, 1973	7 (274)

### Lowest INT Percentage in a Single Season- Vikings

Player, Year	INT Pct.
1) Brett Favre, 2009	1.3
2) Brad Johnson, 2005	1.4

### Most Consecutive Passing Attempts w/out an INT - Vikings

1) 193	Warren Moon, 10/22/95 - 11/23/95
2) 162	Randall Cunningham, 12/21/97 - 10/25/98
3) 159	Brett Favre, 10/25/09 - 12/6/09
4) 156	Rich Gannon, 12/30/90 - 10/27/91

In Week 12 vs. Chicago, Favre threw 48 times and didn't have an interception. That ranks as the 5th-highest number of passing attempts without an INT in a single game in team history.

### Lowest INT Percentage (20+ attempts) - Vikings

Player, Game (Attempts)	INT Pct.
1) Rich Gannon, vs. New England, 10/20/91 (63)	0.0
2) Daunte Culpepper, vs. Houston, 10/10/04 (50)	0.0
3) Daunte Culpepper, vs. N.E., 11/24/02 (49)	0.0
4) Tommy Kramer, vs. Cleveland, 12/14/80 (49)	0.0
5) Brett Favre, vs. Chicago, 11/29/09 (48)	0.0
6) Daunte Culpepper, vs. Buffalo, 9/15/02 (45)	0.0

## MOST WINS IN FIRST SEASON WITH TEAM

Favre set a team record for the most wins in the first season on the team. His 12 victories surpassed Warren Moon's 9 victories in 1994.

### Most Wins in First Season on Team - Vikings

Player, Year	Wins
1) Brett Favre, 2009	12 (12-4)
2) Warren Moon, 1994	9 (9-6)

Favre also set a new team record for the fewest games needed to reach 10 wins.

### Fewest Games Needed to Reach 10 Wins - Vikings

Player, Year	Games
1) Brett Favre, 2009	11 (10-1)
2) Daunte Culpepper, 1999-00	12 (10-2)



# BRETT FAVRE NOTES



## EXCLUSIVE COMPANY

**Favre** has received the Associated Press NFL MVP award 3 times during his career, accomplishing the feat in 3 consecutive seasons - 1995, 1996 and 1997. Only QB Peyton Manning has earned the award more times in a career.

### Multiple Associated Press NFL MVP Award Winners

Player, Team	Honors; Seasons
1) Peyton Manning, Indianapolis .....	4; 2003-04, 2008-09
<b>2) Brett Favre, Green Bay .....</b>	<b>3; 1995-97</b>
3t) Jim Brown, Cleveland.....	2; 1957, 1965
3t) Johnny Unitas, Baltimore .....	2; 1964, 1967
3t) Joe Montana, San Francisco.....	2; 1989, 1990
3t) Steve Young, San Francisco .....	2; 1992, 1994
3t) Kurt Warner, St. Louis .....	2; 2003-04

### Vikings Associated Press NFL MVP Award Winners

Player	Season
Alan Page .....	1971
Fran Tarkenton .....	1975

## BEST OF THE BEST

**Favre** ranks among the NFL's all-time greatest QBs in the single season and career passing charts. His consistency over his 19 seasons in the NFL has put him in elite company.

### Most Seasons Leading League in Passing

Player	Seasons
<b>1t) Brett Favre .....</b>	<b>4; 1995-97, 2003</b>
1t) Johnny Unitas.....	4; 1957-60
1t) Len Dawson .....	4; 1962-63, '65-66
1t) Steve Young .....	4; 1992-94, '98

### Most Career Games With 4+ TD Passes

Player	Games
<b>1) Brett Favre .....</b>	<b>23</b>
2) Dan Marino.....	21
3) Johnny Unitas.....	17

## TEST OF DURABILITY

At Detroit, **Favre started his 271st consecutive game and passed former Vikings ironman Jim Marshall for the most consecutive regular-season starts in NFL history.** Marshall started 270 games in a row for Minnesota from 1961-79. He played 12 games with Cleveland in 1960, but official records of starters were not kept before 1961. The Browns internal records, however, indicate that Marshall did not start the final 11 games of that season.

Favre has now started 285 straight games and has surpassed Marshall for consecutive games played by a position player (287).

### Most Consecutive Regular Season NFL Starts

Player	Consecutive Starts
<b>1) Brett Favre .....</b>	<b>285</b>
2) Jim Marshall .....	270

### Most Consecutive Regular Season NFL Games Played

Player	Consecutive Games Played
<b>1) Brett Favre .....</b>	<b>287</b>
2) Jim Marshall .....	282

## 6-0 AT 40

**Favre**, who turned 40 years old on Saturday, October 10, started **6-0 for the first time in his 19-year career.** Prior to this season, Favre's best starts came with Packers teams in 1998 and 2007, both of which started 4-0 and advanced to the playoffs. In 2007, Favre helped the Packers to a 13-3 record and an appearance in the NFC Championship Game.

## TOUCHDOWN TARGETS

**Favre** has thrown 497 TD passes to 58 different players in regular season games over his career - 44 with Green Bay, 8 with Minnesota and 6 with the N.Y. Jets. With the Vikings, Favre's favorite target in 2009 was TE **Visanthe Shiancoe**, who led the team with 11 TD receptions.

### Players Catching TD Passes From Favre

Player	TDs
Antonio Freeman .....	57
Sterling Sharpe.....	41
Donald Driver.....	36
Robert Brooks.....	32
Bubba Franks .....	29
Bill Schroeder .....	19
Javon Walker .....	19
Mark Chmura.....	16
Dorsey Levens.....	16
Ahman Green .....	14
Greg Jennings .....	14
William Henderson .....	13
Tyrone Davis.....	12
Robert Ferguson.....	12
Keith Jackson .....	11
<b>Visanthe Shiancoe.....</b>	<b>11</b>
Edgar Bennett.....	10
David Martin .....	9
Donald Lee .....	8
Anthony Morgan .....	8
Corey Bradford .....	7
Laveranues Coles.....	7
<b>Sidney Rice .....</b>	<b>7</b>
<b>Percy Harvin.....</b>	<b>6</b>
Jackie Harris.....	6
Antonio Chatman.....	5
Jerricho Cotchery .....	5
Tony Fisher .....	5
Derrick Mayes.....	5
Don Beebe.....	4
<b>Bernard Berrian .....</b>	<b>4</b>
Ruvell Martin.....	4
Mark Clayton .....	3
Mark Ingram .....	3
Dustin Keller .....	3
Terry Mickens .....	3
Chansi Stuckey.....	3
<b>Jeff Dugan .....</b>	<b>2</b>
Terry Glenn.....	2
Noah Herron .....	2
James Jones .....	2
Thomas Jones .....	2
Charles Jordan .....	2
Jeff Thomason.....	2
Leon Washington.....	2
Ed West.....	2
Reggie Cobb.....	1
Samkon Gado.....	1
Charles Lee .....	1
<b>Greg Lewis .....</b>	<b>1</b>
Andre Rison.....	1
Koren Robinson.....	1
Harry Sydney.....	1
Kitrick Taylor .....	1
<b>Naufahu Tahi .....</b>	<b>1</b>
<b>Chester Taylor.....</b>	<b>1</b>
Darrell Thompson.....	1
Wesley Walls .....	1



# BRETT FAVRE NOTES



## FAVRE'S GAME-SAVING/GAME-WINNING DRIVES

Twice this season Favre proved why he is one of the best comeback quarterbacks of all-time, as he led the Vikings on 2 game-winning drives. In Week 3 vs. San Francisco, Favre jogged on to the field trailing the 49ers 24-20 with 89 seconds remaining and no time outs left. In front of the home crowd, he quarterbacked a 10-play, 80-yard drive in 87 seconds, capped off by a 32-yard TD pass to WR **Greg Lewis** in the back of the end zone with just 2 seconds on the clock. Just 3 weeks later, Favre did it again vs. the Ravens, moving the Vikings 66 yards on 6 plays before K **Ryan Longwell** connected on a 31-yard FG to give the Vikings a 33-31 lead.

Favre now has 41 regular season (44 including playoffs) game-saving/winning drives for his career. Of those, **Longwell has delivered the game-winning/saving FG at the end 16 times** (15 in Green Bay, 1 in Minnesota).

Date	Opponent	Final Score	Pre-Drive Score	QTR	Drive Start	Drive End	Scoring Play	Drive Plays	Total Yards	Time of Poss.
10/18/09	vs. Baltimore	33-31	30-31	4	3:37	1:56	Longwell 31 FG	6	66	1:41
9/27/09	vs. San Francisco	27-24	20-24	4	1:29	0:02	32 pass to Lewis	10	80	1:27
11/13/08	at New England	34-31	31-31	OT	15:00	7:10	Feely 34 FG	14	64	7:50
10/26/08	vs. Kansas City	28-24	21-24	4	3:01	1:00	15 pass to Coles	6	46	2:01
11/4/07	at Kansas City	33-22	16-22	4	5:10	3:05	60 pass to Jennings	4	82	2:13
10/29/07	at Denver	19-13	13-13	OT	14:56	14:44	82 pass to Jennings	1	82	0:16
9/23/07	vs. San Diego	31-24	17-21	4	2:18	2:03	57 pass to Jennings	2	57	0:15
9/9/07	vs. Philadelphia	16-13	13-13	4	0:59	0:02	Crosby 42 FG	4	6	0:57
12/21/06	vs. Minnesota	9-7	6-7	4	4:47	1:34	Rayner 44 FG	7	31	3:13
12/11/05	vs. Detroit	16-13	13-13	OT	14:54	9:47	Longwell 28 FG	10	56	5:17
"	"	16-13	10-13	4	2:49#	14:26	Longwell 39 FG	8	58	3:27
12/24/04	at Minnesota	34-31	31-31	4	1:35	0:00	Longwell 29 FG	11	76	1:35
"	"	34-31	24-31	4	8:18	3:34	3 pass to Driver	13	80	4:44
12/12/04	vs. Detroit	16-13	13-13	4	3:27	0:02	Longwell 23 FG	10	37	3:25
"	"	16-13	10-13	4	11:45	10:46	Longwell 28 FG	5	44	0:59
11/21/04	at Houston	16-13	13-13	4	2:00	0:00	Longwell 46 FG	8	41	2:00
"	"	16-13	10-13	4	11:08	7:55	Longwell 39 FG	7	40	3:13
"	"	16-13	3-13	4	14:53	12:28	24 pass to Driver	7	81	2:25
11/14/04	vs. Minnesota	34-31	31-31	4	1:11	0:00	Longwell 33 FG	5	39	1:20
1/4/04	vs. Seattle*	33-27	13-20	4	1:51#	10:01	Green 1 run	12	60	6:56
"	"	33-27	20-20	4	9:30	2:44	Green 1 run	12	51	6:46
12/14/03	at San Diego	38-21	17-21	4	12:02	11:18	40 pass to Ferguson	2	42	0:52
11/15/03	at Tampa Bay	20-13	13-13	4	3:36#	9:00	Green 1 run	17	98	9:42
11/2/03	at Minnesota	30-27	20-20	4	2:20#	13:14	12 pass to Walker	9	73	4:12
12/8/02	vs. Minnesota	26-22	20-22	4	4:32	1:06	Fisher 14 run	9	85	3:26
9/29/02	vs. Carolina	17-14	10-14	4	6:29	4:10	22 pass to Driver	4	65	2:19
9/8/02	vs. Atlanta	37-34	34-34	OT	9:30	5:15	Longwell 34 FG	7	44	4:15
1/13/02	vs. San Francisco*	25-15	15-15	4	11:48	7:02	Longwell 45 FG	10	49	4:58
12/30/01	vs. Minnesota	24-13	10-13	4	9:53	6:28	Green 4 run	7	79	3:35
12/3/01	at Jacksonville	28-21	21-21	4	2:03	1:30	Favre 6 run	4	56	0:33
12/24/00	vs. Tampa Bay	17-14	14-14	OT	14:47	8:29	Longwell 22 FG	10	58	6:31
11/6/00	vs. Minnesota	26-20	20-20	OT	14:50	11:21	43 pass to Freeman	7	82	3:39
10/15/00	vs. San Francisco	31-28	28-28	4	5:20	0:54	Longwell 33 FG	9	44	4:36
9/17/00	vs. Philadelphia	6-3	3-3	4	5:20	0:03	Longwell 38 FG	12	60	5:17
10/10/99	vs. Tampa Bay	26-23	19-23	4	1:40	1:05	21 pass to Freeman	6	73	0:40
9/26/99	vs. Minnesota	23-20	16-20	4	1:51	0:12	23 pass to Bradford	7	77	1:44
9/12/99	vs. Oakland	28-24	21-24	4	1:51	0:11	1 pass to Thomason	11	82	1:40
12/27/98	at Chicago	16-13	13-13	4	2:29#	9:49	Longwell 18 FG	12	74	7:40
11/1/98	vs. San Francisco	36-22	22-22	4	11:13	11:04	62 pass to Freeman	1	62	0:09
"	"	36-22	19-22	4	1:09#	13:14	Longwell 45 FG	7	36	2:55
10/14/96	vs. San Francisco	23-20	20-20	OT	13:25	11:19	Jacke 53 FG	7	21	2:06
"	"	23-20	17-20	4	1:42	0:08	Jacke 31 FG	10	69	1:42
11/12/95	vs. Chicago	35-28	28-28	4	13:05	9:17	16 pass to Bennett	8	69	3:48
12/18/94	vs. Atlanta	21-17	14-17	4	1:58	0:14	Favre 9 run	10	67	1:44
10/9/94	vs. LA Rams	24-17	17-17	4	0:27#	12:06	Bennett 1 run	6	40	3:21
1/8/94	at Detroit*	28-24	21-24	4	2:26	0:55	40 pass to Sharpe	5	71	1:31
11/28/93	vs. Tampa Bay	13-10	6-10	4	7:33	1:16	2 pass to Sharpe	15	75	6:17
11/21/93	vs. Detroit	26-17	16-17	4	12:29	9:03	Jacke 34 FG	7	42	3:26
11/14/93	at New Orleans	19-17	16-17	4	1:37	0:03	Jacke 36 FG	10	56	1:34
11/29/92	vs. Tampa Bay	19-14	12-14	4	2:12#	10:09	9 pass to Harris	15	69	7:03
11/15/92	vs. Philadelphia	27-24	24-24	4	0:43	0:00	Jacke 41 FG	2	0	0:43
"	"	27-24	21-24	4	5:02	1:31	Jacke 31 FG	8	60	3:31
9/20/92	vs. Cincinnati	24-23	17-23	4	1:07	0:13	35 pass to Taylor	5	92	0:54

\*- playoffs

#- drive started in 3rd quarter

# BRETT FAVRE NOTES



## VIKINGS NOTABLE LATE-GAME HEROICS

Date	Opponent	Final Score	Pre-Drive Score	QTR	Drive End	Scoring Play	Drive Plays	Total Yards	Time of Poss.
9/27/09	vs. San Francisco	27-24	20-24	4	0:02	Favre 32t pass to Lewis	10	80	1:27
10/10/04	at Houston	34-28	28-28	OT	7:05	Culpepper 50t pass to Robinson	6	81	2:30
12/15/02	at New Orleans	32-31	24-31	4	0:05	Culpepper 13t pass to Moss/Culpepper run	13	73	5:16
9/7/97	at Chicago	27-24	20-24	4	0:37	Johnson 9t pass to Walsh	11	61	2:21
11/12/95	at Arizona	30-24	24-24	OT	12:44	Moon 50t pass to Ismail	6	75	2:16
12/1/94	vs. Chicago	33-27	27-27	OT	9:14	Moon 65t pass to C. Carter	2	69	0:51
11/6/94	vs. New Orleans	21-20	14-20	4	0:05	Moon 11t pass to Ismail	13	79	2:39
12/22/90	vs. LA Raiders	28-24	21-24	4	0:15	Gannon 3t pass to Jordan	7	71	1:40
9/20/87	at LA Rams	21-16	14-16	4	0:30	Wilson 41t pass to H. Jones	12	80	3:49
10/20/85	vs. San Diego	21-17	14-17	4	0:19	Kramer 26t pass to Lewis	13	76	5:54
12/14/80	vs. Cleveland	28-23	22-23	4	0:00	Kramer 46t pass to Rashad	2	80	0:14
10/21/79	vs. Chicago	30-27	23-27	4	0:13	Kramer 5t pass to R. Young	8	51	1:30
9/23/79	vs. Green Bay	27-21	21-21	OT	11:42	Kramer 50t pass to Rashad	5	50	3:18
9/2/79	vs. San Francisco	28-22	21-22	4	0:17	Kramer 25t pass to Rashad	9	56	3:30
10/16/77	vs. Chicago	22-16	16-16	OT	8:15	Krause 11t pass to Voigt (fake FG)	10	80	6:45
10/15/72	at Denver	23-20	16-20	4	0:17	Tarkenton 31t pass to G. Washington	5	63	0:30

\*- playoffs

#- drive started in 3rd quarter

## MEASURE UP THE YARDS

With his 4,202 yards in 2009, Favre has now thrown for 4,000+ yards 6 times during his career. He has also eclipsed 3,000+ yards in 18 consecutive seasons, breaking the plateau in each season dating back to 1992, an NFL record.

### Most Overall 4,000-Yard Passing Seasons - NFL

Player	Seasons
1) Peyton Manning, IND	10; 1999-2004, '06-09
2) <b>Brett Favre, GB, MIN</b>	<b>6; 1995, '98-99, 2004, '07, 09</b>
2t) Dan Marino, MIA	6; 1984-86, '88, '92, '94

### Most Overall 3,000-Yard Passing Seasons - NFL

Player	Seasons
1) <b>Brett Favre, GB, NYJ, MIN</b>	<b>18; 1992-2009</b>
2) Dan Marino, MIA	13; 1983-92, '94-95, '97-98
3) John Elway, DEN	12; 1985-91, '93-97
4) Peyton Manning, IND	12; 1998-2009

### Most Consecutive 3,000-Yard Passing Seasons - NFL

Player	Seasons
1) <b>Brett Favre, GB, NYJ, MIN</b>	<b>18; 1992-2009</b>
2) Peyton Manning, IND	12; 1998-2009

## FAVRE FRENZY

In the 72 hours following the Favre signing, the Vikings experienced some staggering numbers in several areas:

- \* The team sold over **4,000 season tickets** and over **15,000 individual game tickets**.
- \* The 3 Vikings Locker Room retail stores and vikings.com sold over **5,000 Favre jerseys**.
- \* Vikings.com had over **1 million visitors**. The team had 800,000 page views in the first 24 hours after the signing (compared to an average of 100,000).
- \* The Vikings **preseason game against the Chiefs had a 25.8 household TV rating and a 48 share**. The game topped out with a 29.1 rating and a 56 share at one point.
- \* The Vikings-Packers Monday Night game on October 5 was the **most-watched event in the history of cable TV**.
- \* The Vikings-Packers FOX matchup on November 1 ranked as the **2nd most-watched regular season NFL game in history**.

## PROTECTING THE QB AGAINST HIS FORMER TEAM

In 2 games against his former team this season, Favre didn't suffer a sack by the Packers defense. On the other side of the ball the team notched 14 sacks of QB Aaron Rodgers in those 2 games.

## WINNER'S CIRCLE

Favre has won more games as a starting quarterback (181) than any player in NFL history. With Favre at the helm in 18 seasons, his teams have made the playoffs 12 times (including 2009) and he has endured only one losing season. Favre has 17 seasons with a .500 or better record in 18 years.

### Most Wins By Starting QBs In NFL History

Player, Team	W-L
1) <b>Brett Favre, Green Bay, N.Y. Jets, Minnesota</b>	<b>182-103</b>
2) John Elway, Denver	148-82
3) Dan Marino, Miami	147-93
4) Fran Tarkenton, Minnesota & N.Y. Giants	125-109
5) Peyton Manning, Indianapolis	129-60
6) Johnny Unitas, Baltimore & San Diego	119-63

### Year-By-Year Records With Favre Starting At QB

Team, Season	W-L (Playoffs)
Green Bay, 1992#	9-7
Green Bay, 1993	9-7 (Divisional Playoffs)
Green Bay, 1994	9-7 (Divisional Playoffs)
Green Bay, 1995*	11-5 (NFC Championship Game)
Green Bay, 1996*	13-3 (Super Bowl XXXI Champions)
Green Bay, 1997*	13-3 (Super Bowl XXXII)
Green Bay, 1998	11-5 (Wild Card Playoffs)
Green Bay, 1999	8-8
Green Bay, 2000	9-7
Green Bay, 2001	12-4 (Divisional Playoffs)
Green Bay, 2002*	12-4 (Wild Card Playoffs)
Green Bay, 2003*	10-6 (Divisional Playoffs)
Green Bay, 2004*	10-6 (Wild Card Playoffs)
Green Bay, 2005	4-12
Green Bay, 2006	8-8
Green Bay, 2007*	13-3 (NFC Championship Game)
N.Y. Jets, 2008	9-7
<b>Minnesota Vikings, 2009 *</b>	<b>12-4 (NFC Championship Game)</b>

\* NFC Central/North titles # Favre 8-5 as the starter

## 40 OVER 40

In Week 10 vs. Detroit, Favre completed 4 passes of 40+ yards, which tied for the 2nd most in a single game in team history.

### Most 40+ Yard Passing Plays in a Single Game

Player	Plays
1) Randall Cunningham, at GB, 10/5/98 (56t, 52t, 46, 44t, 41)	5
2t) <b>Brett Favre, vs. DET, 11/15/09 (56, 43, 43, 40)</b>	<b>4</b>
2t) Randall Cunningham, at DAL, 11/26/98 (56t, 56t, 54t, 51t)	4
2t) Tommy Kramer, at WAS, 11/2/86 (45, 67t, 68t, 76t)	4

# BRETT FAVRE NOTES



## TOUCHDOWNS, TOUCHDOWNS, TOUCHDOWNS

Favre's 33 TDs this season (tied for 2nd in the NFL) rank as the Vikings highest TD passing mark over the past 4 years.

### 2009 - Brett Favre - 33

- 2008 - Gus Frerotte - 12
- 2007 - Tarvaris Jackson - 9
- 2006 - Brad Johnson - 9

Favre is only the 4th player in team history to reach 10 passing TDs in his first year with the team. Favre's 33 TDs also rank as the most for guys in their first Vikings season.

### Most Passing TDs in First Vikings Season

Player, Year	TDs
1) Brett Favre, 2009	33
2) Jeff George, 1999	23
3t) Warren Moon, 1994	18
3t) Fran Tarkenton, 1961	18

## 100+ PASSER RATING

Favre finished with a 100+ passer rating 10 times (15 attempts minimum) in 2009, breaking the team record for the most 100+ games in a single season (previously Culpepper-2004, 2000; Cunningham-1998).

Favre became only the 2nd quarterback in team history to have 4 consecutive games with a rating of 100+ (11/1/09-11/29/09) and the first since Daunte Culpepper accomplished the feat in 2004.

### Most Games with 100+ Passer Rating in a Single Season - Vikings

Player, Year	Games w/100+ Rating
1) Brett Favre, 2009	10 (9-1)
2t) Daunte Culpepper, 2004	8 (6-2)
2t) Daunte Culpepper, 2000	8 (6-2)
2t) Randall Cunningham, 1998	8 (7-1)

### Most Consecutive Games with 100+ Passer Rating - Vikings

Player, Dates	Consecutive Games with 100+ Rating
1t) Brett Favre, 11/1/09-11/29/09	4
1t) Daunte Culpepper, 9/26/04-10/24/04	4
3t) Brett Favre, 10/5/09-10/18/09	3
3t) Daunte Culpepper, 12/29/02-9/14/03	3
3t) Daunte Culpepper, 11/12/00-11/23/00	3
3t) Randall Cunningham, 11/22/98-12/6/98	3
3t) Randall Cunningham, 9/27/98-10/18/98	3
3t) Fran Tarkenton, 10/5/75-10/19/75	3

Favre now has 104 career games with a 100+ passer rating (15 attempts minimum), the most of any player in NFL history. In those games, his teams are 95-9.

### Most Career 100+ Passer Rating Games - NFL

Player	100+ Games	Team Record
1) Brett Favre	104	95-9
2) Fran Tarkenton	74	59-15
3) Peyton Manning	73	66-7
4) Dan Marino	67	53-14

## 4 FOR FOUR

Favre threw for 4 TDs 3 times this season: at Green Bay in Week 8, vs. Seattle in Week 11, and vs. N.Y. Giants in Week 17. The 3 games marked his 21st, 22nd and 23rd career games with at least 4 TD passes, the most of any NFL player.

### Most Career Games With 4+ TD Passes

Player	Games
1) Brett Favre	23
2) Dan Marino	21
3) Peyton Manning	20

## HOME IS HOME

Prior to the Detroit game (11/15/09), Favre had thrown for at least 2 touchdowns in 11 consecutive games at Mall of America Field (8 with Green Bay, 3 with Minnesota). That tied for the 3rd-longest streak (Jim Everett, Anaheim Stadium, 1989-90) for the most consecutive games with multiple TD passes at one stadium. Favre (Lambeau Field, 1994-96) and Kurt Warner (Trans World Dome/Edward Jones Dome, 1999-2000) each had a streak of 12 games, the longest in NFL history.

### Most Consecutive Games with Multiple TD Passes at a Stadium

Player, Field, Years	Consecutive Games w/ 2+ TD Passes
1t) Brett Favre, Lambeau Field, 1994-96	12
1t) Kurt Warner, Edward Jones Dome, 1999-00	12
3t) Brett Favre, Mall of America Field, 2000-09	11
3t) Jim Everett, Anaheim Stadium, 1989-90	11

## JOINING THE 40 CLUB

Favre celebrated his 40th birthday on Saturday, October 10. The next day he became the 12th 40-year-old QB to start an NFL game in the Super Bowl era (since 1966), leading the Vikings to a 38-10 road victory over the Rams.

Since 1966, only 4 other QBs have started 5+ games after their 40th birthday - Warren Moon, Vinny Testaverde, Doug Flutie, Len Dawson.

### Most QB Starts After Turning 40 Years Old - NFL

Player	Starts (Record)
1) Warren Moon	25 (11-14)
2) Vinny Testaverde	25 (8-17)
3) Brett Favre	12 (8-4)
4) Doug Flutie	6 (3-3)
5) Len Dawson	5 (1-4)

### Most Passing TDs After Turning 40 Years Old - NFL

Player	TDs
1t) Brett Favre, 2009	25
1t) Warren Moon, 1997	25

## 30+ COMPLETIONS

Favre's 33 completions in Week 7 against the Steelers tied for the 8th most in Vikings history. He was just 5 shy of the team record of 38 held by Tommy Kramer (twice).

### Most Completions in a Single Game - Vikings

Player, Game	Completions
1t) Tommy Kramer, vs. Green Bay, 11/29/81	38
1t) Tommy Kramer, vs. Cleveland, 12/14/80	38
3t) Steve Dils, vs. Tampa Bay, 9/5/81	37
3t) Daunte Culpepper, vs. Philadelphia, 9/20/04	37
5) Daunte Culpepper, vs. Houston, 10/10/04	36
6t) Tommy Kramer, vs. New England, 12/16/79	35
6t) Rich Gannon, vs. New England, 10/20/91	35
8t) Brett Favre, vs. Pittsburgh, 10/25/09	33
8t) 3 players tied	33

## LAMBEAU LEAP

Favre's win at Green Bay in Week 8 marked his 90th career win at Lambeau Field. He is only the 2nd QB since 1970 to win 90 games at a stadium (John Elway, 95 wins at Mile High Stadium-all as a Bronco). He is the first player to do so as a home and visiting player.


### Most Career Wins at One Stadium

Player	Stadium	Wins
1) John Elway	Mile High Stadium	95
2) Brett Favre	Lambeau Field	90
3) Terry Bradshaw	Three Rivers Stadium	67
4) Dan Marino	Land Shark Stadium	60
5) Phil Simms	Giants Stadium	59

# ADRIAN PETERSON NOTES



## RUSHING TO THE TOP



RB **Adrian Peterson** became just the 3rd player in NFL history to rush for 1,300+ yards and 10+ TDs in each of his first 3 seasons as he finished 2009 ranked 5th among all RBs with 1,383 rushing yards and 1st with 18 TDs. **His 18 rushing TDs on the year were a team record.**

Peterson also finished 3rd in the league with 1,819 scrimmage yards. He became the first player in league history to rush for at least 180 yards and 3 TDs on kickoff weekend.

With his 18 rushing TDs, **Peterson also set a new team record for the most rushing TDs in the first 3 seasons.** He now has 40, breaking Chuck Foreman's record of 26 from 1973-75. That total is tied for the 3rd-most for a career in Vikings history.

### 2009 NFL Rushing Leaders

Player	Rushing Yards	Avg. Per Game
1) Chris Johnson, TEN	2,006	125.4
2) Steven Jackson, STL	1,416	94.4
3) Thomas Jones, NYJ	1,402	87.6
4) Maurice Jones-Drew, JAC	1,391	86.9
5) <b>Adrian Peterson, MIN</b>	<b>1,383</b>	<b>86.4</b>

### 2009 Most Rushing TDs

Player	Rushing TDs
1) <b>Adrian Peterson, MIN</b>	<b>18</b>
2) Maurice Jones-Drew, JAC	15

### 2009 Scoring Leaders - Non-Kickers

Player	Points
1) <b>Adrian Peterson, MIN</b>	<b>108</b>
2) Chris Johnson, TEN	98

### 2009 Scrimmage Yardage Leaders

Player	Scrimmage Yards	Avg. Per Game
1) Chris Johnson, TEN	2,509	156.8
2) Ray Rice, BAL	2,041	127.6
3) <b>Adrian Peterson, MIN</b>	<b>1,819</b>	<b>113.7</b>

### 2009 Most Rushing First Downs

Player	First Downs
1) Chris Johnson, TEN	79
2) <b>Adrian Peterson, MIN</b>	<b>74</b>

### 2009 Most Rushing Attempts

Player	Attempts
1) Chris Johnson, TEN	358
2) Thomas Jones, NYJ	331
3) Steven Jackson, STL	324
4) <b>Adrian Peterson, MIN</b>	<b>314</b>

### 2009 Rushes of 10+ Yards

Player	Rushes of 10+ Yds
1) Chris Johnson, TEN	49
2) Steven Jackson, STL	40
3) <b>Adrian Peterson, MIN</b>	<b>38</b>

## REACHING 1,300 AND 10

**Peterson has now rushed for 1,300+ yards and 10+ TDs in each of his first 3 seasons in the NFL (2007-1,341/12; 2008-1,760/10; 2009-1,383/18).** He is only the 3rd player in NFL history to accomplish the feat.

### RBs to Rush for 1,300+ Yards and 10+ TDs in First 3 Seasons - NFL

Player, Years	Opening Seasons w/1,300+ Yards/10+TDs
1) Earl Campbell, 1978-81	4
2) <b>Adrian Peterson, 2007-09</b>	<b>3</b>
3) Barry Sanders, 1989-91	3

## LEAGUE LEADER

Since entering the league in 2007, **Peterson has rushed for 4,484 rushing yards and 40 touchdowns**, which both rank as the most in the NFL over the last 3 seasons.

Peterson's **career average of 97.5 rushing yards per game in his 46 NFL contests ranks as the 2nd-highest from 2007-09.** Peterson also has 5,313 scrimmage yards, the most in the NFL, and his 115.5 yard average is the 2nd-best.

### 2007-2009 NFL Rushing Yards

Player	Rushing Yards
1) <b>Adrian Peterson, MIN</b>	<b>4,484</b>
2) Thomas Jones, NYJ	3,833
3) Steven Jackson, STL	3,460

### 2007-2009 NFL Rushing Touchdowns

Player	Touchdowns
1) <b>Adrian Peterson, MIN</b>	<b>40</b>
2) LaDainian Tomlinson, SD	38
3) Maurice Jones-Drew, JAC	36

### 2007-2009 NFL Rushing Yards Per Game

Player	Yards Per Game
1) Chris Johnson, TEN	104.3
2) <b>Adrian Peterson, MIN</b>	<b>97.5</b>
3) Steven Jackson, STL	88.7

### 2007-2009 Rushes For 10+ Yards

Player	10+ Rush
1) <b>Adrian Peterson, MIN</b>	<b>123</b>
2) DeAngelo Williams, CAR	98

### 2007-2009 Scrimmage Yards

Player	Yards
1) <b>Adrian Peterson, MIN</b>	<b>5,313</b>
2) Frank Gore, SF	4,473
3) Steven Jackson, STL	4,432

### 2007-2009 Scrimmage Yards Per Game

Player	Avg.
1) Chris Johnson, TEN	128.9
2) <b>Adrian Peterson, MIN</b>	<b>115.5</b>
3) Steven Jackson, STL	113.6

Peterson has also scored 246 points since entering the league, which is tied for the 3rd-most among non-kickers during that time period.

### 2007-2009 Most Points Scored - Non-Kickers

Player	Points
1) Randy Moss, NE	284
2) LaDainian Tomlinson, SD	252
3) <b>Adrian Peterson, MIN</b>	<b>246</b>
4) Maurice Jones-Drew, JAC	240

## PETERSON ON POINT

**Peterson has an NFL-best 4,484 rushing yards since entering the league in '07, including 3,328 in his first 30 starts (has started 39 and has played in 46 games). His 110.9 yards per game in his first 30 starts is the 3rd highest average of any running back since 1970 in his first 30 starts.**

### Highest Rushing Average in First 30 Career Starts

Player, Team, Years	Rushing YPG (Total)
1) Eric Dickerson, LA Rams, 1983-84	120.0 (3,600)
2) Larry Johnson, KC, 2004-07	117.1 (3,514)
3) <b>Adrian Peterson, MIN, 2007-09</b>	<b>110.9 (3,328)</b>
4) Clinton Portis, DEN, 2002-04	110.6 (3,317)

# ADRIAN PETERSON NOTES



## "ALL DAY" AND THE ALL-TIME GREATEST STARTS

RB **Adrian Peterson's** 4,484 rushing yards in his first 3 seasons were more than all but 4 running backs gained during their first 3 years in the NFL. Peterson's yardage total surpassed the likes of **Barry Sanders, Emmitt Smith** and **Clinton Portis**.

Peterson became only the 8th player in league history to reach 4,400+ rushing yards in the first 3 seasons in the NFL.

### All-Time Rushing Leaders In First 3 NFL Seasons

Player	Yards
1) Eric Dickerson .....	5,147
2) Earl Campbell.....	5,081
3) Jamal Lewis.....	4,757
4) LaDainian Tomlinson.....	4,564
5) <b>Adrian Peterson.....</b>	<b>4,484</b>

## MOST RUSHING TDs IN A SINGLE SEASON

**Peterson's** 18 rushing TDs in 2009 broke his career high and the Vikings record for the most rushing TDs in a single season. His 18 scores also ranked as the 2nd-most combined TDs in a single season in Vikings annals.

### Most Rushing Touchdowns in a Single Season - Vikings

Player, Year	TDs
1) <b>Adrian Peterson, 2009.....</b>	<b>18</b>
2t) Terry Allen, 1992.....	13
2t) Chuck Foreman, 1976.....	13
2t) Chuck Foreman, 1975.....	13
5) <b>Adrian Peterson, 2007.....</b>	<b>12</b>

### Most Combined Touchdowns in a Single Season - Vikings

Player, Year	TDs (Rush/Rec.)
1) Chuck Foreman, 1975.....	22 (13/9)
2t) <b>Adrian Peterson, 2009 .....</b>	<b>18 (18/0)</b>
3t) Randy Moss, 2003 .....	17 (0/17)
3t) Randy Moss, 1998 .....	17 (0/17)
3t) Cris Carter, 1995 .....	17 (0/17)

## REACHING 100

Despite playing in just 46 career games, **Peterson** currently ranks 2nd in Vikings history with 19 games of 100+ yards rushing. The following is a list of those performances from 2007-present:

### Peterson's 100-Yard Rushing Performances

vs. Atlanta, 9/9/07 .....	103
at Kansas City, 9/23/07.....	102
vs. Green Bay, 9/30/07.....	112
at Chicago, 10/14/07 .....	224
vs. San Diego, 11/4/07 .....	296*
vs. Detroit, 12/2/07 .....	116
at Green Bay, 9/8/08.....	103
vs. Indianapolis, 9/14/08.....	160
vs. Detroit, 10/12/08 .....	111
at Chicago, 10/19/08 .....	121
vs. Houston, 11/2/08 .....	139
vs. Green Bay, 11/9/08 .....	192
vs. Chicago, 11/30/08.....	131
at Detroit, 12/7/08.....	105
at Arizona, 12/14/08.....	165
vs. N.Y. Giants, 12/28/08.....	103
<b>at Cleveland, 9/13/09 .....</b>	<b>180</b>
<b>vs. Baltimore, 10/18/09 .....</b>	<b>143</b>
<b>vs. Detroit, 11/15/09 .....</b>	<b>133</b>

\* NFL Record

### Career 100-Yard Rushing Performances - Vikings

1) Robert Smith .....	29
2) <b>Adrian Peterson.....</b>	<b>19</b>
3) Chuck Foreman.....	17

## 50-YARD DASH

**Peterson** already has 9 runs of 50 or more yards in his short career. That number ranks 2nd in Vikings annals behind Robert Smith's 12 career rushes of 50+ yards.

### Career 50-Yard Runs - Vikings

Player.....	50-Yd Rushes
1) Robert Smith, 1993-00 .....	12
2) <b>Adrian Peterson, 2007-09 .....</b>	<b>9</b>
3t) Michael Bennett, 2001-05 .....	4
3t) Tommy Mason, 1961-66.....	4

## FIRST HALF EXPLOSION

**Peterson** has rushed for 100 yards or more in the first half 10 times in his short career. Such a feat has only been accomplished 16 times in team history, and Peterson has over half of those performances.

### 100-Yards Rushing In First Half - Vikings

Player	Games
1) <b>Adrian Peterson, 2007-09 .....</b>	<b>10</b>
2) Robert Smith, 1993-00 .....	2
3t) 4 players.....	1

## JUST ANOTHER RECORD

**Peterson** set a new Vikings record for the most rushing yards gained in the first 3 seasons on the team. His 4,484 yards surpasses Chuck Foreman's 2,648 from 1973-75.

### Most Rushing Yards In First 3 Seasons - Vikings

Player	Yards
1) <b>Adrian Peterson (2007-09) .....</b>	<b>4,484</b>
2) Chuck Foreman (1973-75) .....	2,648

## 3RD-HIGHEST AVERAGE IN NFL HISTORY

In 46 career games, **Peterson** is averaging 97.5 rushing yards per contest (4,484 yards). That average ranks as the 3rd-highest in NFL history among players with at least 4,000 yards. Jim Brown is the only player to average over 100 yards a game for his career.

### Average Rushing Yards Per Game (4,000+ Yards) - NFL Career

Player	Yds. Per Game
1) Jim Brown, 1957-65 (12,312/118) .....	104.3
2) Barry Sanders, 1989-98 (15,269/153).....	99.8
3) <b>Adrian Peterson, 2007-09 (4,484/46).....</b>	<b>97.5</b>
4) Terrell Davis, 1995-01 (7,601/78).....	97.4

## 60+ YARD CAREER CATCHES

Both Peterson and WR **Sidney Rice** had receptions of 63 yards this season, the longest pass plays by the Vikings on the year. **Peterson** is only one of 2 Vikings running backs to have multiple 60+ yard catches in their careers (Bill Brown-3).

### 60+ Yard Receptions - Career - Vikings

Player, Years	60+ Yard Rec.
1) Randy Moss, 1998-04 .....	12
2t) Cris Carter, 1990-01 .....	4
2t) Anthony Carter, 1985-93 .....	4
2t) Gene Washington, 1967-72 .....	4
5t) Qadry Ismail, 1993-96 .....	3
5t) Hassan Jones, 1986-92 .....	3
5t) John Gilliam, 1972-75 .....	3
5t) Bill Brown, 1962-74 .....	3
9t) <b>Bernard Berrian, 2008-09.....</b>	<b>2</b>
9t) <b>Adrian Peterson, 2007-09 .....</b>	<b>2</b>
9t) <b>Sidney Rice, 2007-09.....</b>	<b>2</b>

# ADRIAN PETERSON NOTES



## CLIMBING THE CHARTS

It took just 26 career games for **Peterson** to break into the top 10 all-time rushers in Vikings history. With his 131 yards against Chicago last year (11/30/08), Peterson passed Fran Tarkenton's career total of 2,548 yards. Peterson now has **4,484 yards, which ranks as the 5th-most in team history**. His 4.9 yards-per-carry average ranks as the highest in team history among runners with at least 500 carries.

### Career Rushing Leaders - Vikings

Player	Att.	Yds.	Avg.	TD
1) Robert Smith, 1993-00	1,411	6,818	4.8	32
2) Chuck Foreman, 1973-79	1,529	5,879	3.8	52
3) Bill Brown, 1962-74	1,627	5,757	3.5	52
4) Ted Brown, 1979-86	1,117	4,546	4.1	40
<b>5) Adrian Peterson, 2007-09</b>	<b>915</b>	<b>4,484</b>	<b>4.9</b>	<b>40</b>
6) Dave Osborn, 1965-75	1,172	4,320	3.7	29
7) Darrin Nelson, 1982-89, '91-92	981	4,231	4.3	18
8) Tommy Mason, 1961-66	761	3,252	4.3	28
9) Michael Bennett, 2001-05	713	3,174	4.5	12
10) Terry Allen, 1990-94	641	2,795	4.4	23

## PETERSON'S LONGEST RUNS

The following is a look at **Peterson's** 10 career longest runs:

Yards	Game	W/L
1) 73t	at Chicago, 10/14/07	W
2t) 67t	vs. N.Y. Giants, 12/28/08	W
2t) 67t	at Chicago, 10/14/07	W
4t) 64t	vs. San Diego, 11/4/07	W
<b>4t) 64t</b>	<b>at Cleveland, 9/13/09</b>	<b>W</b>
6) 59	vs. Chicago, 11/30/08	W
<b>7) 58</b>	<b>vs. Baltimore, 10/18/09</b>	<b>W</b>
8) 55	vs. Green Bay, 9/30/07	L
9) 54t	at Chicago, 10/19/08	L
10) 43	vs. Detroit, 11/15/09	W

## CROSSING 4,000

In Week 10 vs. Detroit, **Peterson** became just the 7th Viking to reach 4,000 rushing yards for his career. He is the quickest Viking to accomplish the feat (39 games) and the 4th-fastest in NFL history.

### Games Needed To Reach 4,000 Rushing Yards - Vikings

Player	Games
<b>1) Adrian Peterson, 2007-09 (4,018)</b>	<b>39</b>
2) Chuck Foreman, 1973-77 (4,022)	57
3) Robert Smith, 1993-98 (4,035)	65

### Games Needed To Reach 4,000 Rushing Yards - NFL

Player	Games
1) Eric Dickerson, 1983-1985	33
2t) Curtis Martin, 1995-1998	38
2t) Jim Brown, 1957-1960	38
<b>4t) Adrian Peterson, 2007-2009</b>	<b>39</b>
4t) Clinton Portis (2002-2004)	39
4t) Earl Campbell (1978-1980)/Edgerrin James (1999-2002)	39

## SINGLE-GAME RUSHING HIGHS

With his 180 rushing yards at Cleveland (9/13/09), **Peterson** owns 4 of the top 5 Vikings single-game rushing performances, listed below.

### Vikings Single-Game Rushing

Yards	Player, Game
<b>1) 296 *</b>	<b>Adrian Peterson, vs. San Diego, 11/4/07</b>
<b>2) 224</b>	<b>Adrian Peterson, at Chicago, 10/14/07</b>
3) 200	Chuck Foreman, at Philadelphia, 10/24/76
<b>4) 192</b>	<b>Adrian Peterson, vs. Green Bay, 11/9/08</b>
<b>5) 180</b>	<b>Adrian Peterson, at Cleveland, 9/13/09</b>

\* NFL Record

## STARTING STRONG

This year **Peterson** became the third running back in NFL history and the first in Vikings history to break the 100-yard plateau in each of the first 3 season openers of his career. Only Willie Parker (4; 2005-08) and Edgerrin James (3; 1999-2001) have accomplished the feat with Peterson.

### Longest Streak of Season Openers With 100+ Yards Rushing

Player (Years)	Games
1) Willie Parker, PIT (2005-08)	4
<b>2t) Adrian Peterson, MIN (2007-09) *</b>	<b>3</b>
2t) Edgerrin James, IND (1999-2001)	3

## PETERSON SHATTERS OPENING DAY RECORDS

In Week 1 at Cleveland, **Peterson** tallied 180 rushing yards and 3 TDs on just 25 carries. His totals broke Vikings and NFL records alike, as he became the first player in NFL history to rush for at least 180 yards and score 3 TDs in a season opener.

### Most Rushing Yards On Opening Day - Vikings

Player	Yards
<b>1) Adrian Peterson, 9/13/09</b>	<b>180</b>
2) Robert Smith, 9/31/97	169
3) Terry Allen, 9/9/90	140

### Most Rushing TDs on Opening Day - Vikings

Player	TDs
<b>1t) Adrian Peterson, 9/13/09</b>	<b>3</b>
1t) Daunte Culpepper, 9/3/00	3

### Most Combined Net Yards On Opening Day - Vikings

Player	Yards
1) Herschel Walker, 9/9/90	200
<b>2) Adrian Peterson, 9/13/09</b>	<b>198</b>

### Longest Rush on Opening Day - Vikings

Player	Longest Rush
1) Robert Smith, 8/31/97	78t
2) Dave Osborn, 9/17/67	73
<b>3) Adrian Peterson, 9/13/09</b>	<b>64t</b>

## ANOTHER TOP 10

With his 3 rushing TDs at Cleveland in Week 1 (9/13/09), **Peterson** moved into the top 10 among Vikings for career rushing TDs. Through 46 games, he now has 40, which is tied for the 3rd-most in team history.

### Most Career Rushing TDs - Vikings

Player	TDs
1t) Chuck Foreman, 1973-79	52
1t) Bill Brown, 1962-74	52
<b>3t) Adrian Peterson, 2007-present</b>	<b>40</b>
3t) Ted Brown, 1979-86	40
5) Robert Smith, 1993-00	32
6t) Dave Osborn, 1965-75	29
6t) Daunte Culpepper, 1999-05	29
8) Tommy Mason, 1961-66	28
9) Leroy Hoard, 1996-99	26
10) Terry Allen, 1990-94	23

## SECOND-HALF BURST

After rushing for just 25 yards in the first half at Cleveland (9/13), **Peterson** broke out for 155 yards in the second half.

### Most Rushing Yards in a Half - Vikings

Yards	Player, Game
<b>1) 253</b>	<b>Adrian Peterson, vs San Diego, 11/4/07 (2nd)</b>
<b>2) 155</b>	<b>Adrian Peterson, at Cleveland, 9/13/09 (2nd)</b>
3) 145	Chuck Foreman, at Philadelphia, 10/24/76 (2nd)

# ADRIAN PETERSON NOTES



## PETERSON'S RECORD-BREAKING PACE

With his 1,383 yards in 2009, **Peterson** now owns 3 of the top 4 single season rushing totals in Vikings history. He broke the team record for single season rushing yards with 1,760 in 2008. As a rookie in 2007, Peterson finished with 1,341 yards despite missing 2 games due to injury, which ranks as the 4th-best single-season performance.

### Single Season Rushing Leaders - Vikings

Player	Yards
1) <b>Adrian Peterson, 2008</b> .....	<b>1,760</b>
2) Robert Smith, 2000 .....	1,521
3) <b>Adrian Peterson, 2009</b> .....	<b>1,383</b>
4) <b>Adrian Peterson, 2007</b> .....	<b>1,341</b>

Peterson averaged 110.0 yards per game in 2008, which was well above the Vikings record of 95.7 yards per game he set during his rookie season in 2007 (1,341 yards/14 games). **In 2009, Peterson averaged 86.4 rushing yards per game.**

### Single Season Rushing Yards Per Game Average - Vikings

Player (Yds/Games)	Avg. Yds. Per Game
1) <b>Adrian Peterson, 2008 (1,760/16)</b> .....	<b>110.0</b>
2) <b>Adrian Peterson, 2007 (1,341/14)</b> .....	<b>95.7</b>
3) Robert Smith, 2000 (1,521/16) .....	95.1
4) Robert Smith, 1997 (1,266/14) .....	90.4

## CENTURY MARK

**Peterson** already ranks 2nd in Vikings annals for career 100-yard rushing performances with 19 in just 46 career games. His **19 100-yard games tied for the 6th-most among all NFL players in their first 3 seasons.**

### Career 100-Yard Rushing Performances - Vikings

- 1) Robert Smith ..... 29
- 2) **Adrian Peterson**..... **19**
- 3) Chuck Foreman..... 17

### Single Season 100-Yard Rushing Games - Vikings

- 1t) **Adrian Peterson, 2008** ..... **10**
- 1t) Robert Smith, 2000 .....
- 3t) **Adrian Peterson, 2007** ..... **6**
- 3t) Robert Smith, 1997 .....

### 100-Yard Rushing Performances In First 3 NFL Seasons - NFL

Player	100-Yard Games
1) Earl Campbell, 1978-79.....	28
2) Eric Dickerson, 1983-85.....	26
3) Edgerrin James, 1999-01.....	24
4) Clinton Portis, 2002-04.....	23
5) Terrell Davis, 1995-97 .....	20
6t) <b>Adrian Peterson, 2007-09</b> .....	<b>19</b>
6t) Ottis Anderson, 1979-81.....	19
6t) Walter Payton, 1975-77.....	19
6t) Jim Brown, 1957-59 .....	19
10t) Emmitt Smith, 1990-92.....	18
10t) Eddie George, 1996-98.....	18

## PETERSON'S A RUSH

**Peterson** has carried the ball 915 times since stepping into the lineup in 2007. That total marks the Vikings record for the most rushes in the first 3 seasons with the team.

### Rushing Attempts in First 3 Seasons - Vikings

Player	Attempts
1) <b>Adrian Peterson, 2007-09</b> .....	<b>915</b>
2) Chuck Foreman, 1973-75.....	661
3) Ted Brown, 1979-81 .....	623

## WHERE PETERSON RANKS IN FIRST 3 SEASONS

**Peterson** broke into the top 10 in several categories for running backs in their first 3 years in the NFL.

### Most Rushing Yards In First 3 Seasons - NFL

Player	Yards
1) Eric Dickerson, 1983-85.....	5,147
2) Earl Campbell, 1978-80.....	5,081
3) Jamal Lewis, 2000-02 .....	4,757
4) LaDainian Tomlinson, 2001-03.....	4,564
5) <b>Adrian Peterson, 2007-09</b> .....	<b>4,484</b>
6) Clinton Portis, 2002-04.....	4,414
7) Terrell Davis, 1995-97 .....	4,405
8) Ottis Anderson, 1979-81.....	4,333
9) Barry Sanders, 1989-91 .....	4,322
10) Emmitt Smith, 1990-92.....	4,213

### Most Rushing TDs in First 3 Seasons - NFL

Player	TDs
1) Earl Campbell, 1978-80.....	45
2) Eric Dickerson, 1983-85.....	44
3) Barry Sanders, 1989-91 .....	43
4) Emmitt Smith, 1990-92.....	41
5t) <b>Adrian Peterson, 2007-09</b> .....	<b>40</b>
5t) Jim Brown, 1957-59 .....	40
7) LaDainian Tomlinson, 2001-03.....	37
8) Terrell Davis, 1995-97 .....	35
9t) Clinton Portis, 2002-04.....	34
9t) Maurice Jones-Drew, 2006-08 .....	34
9t) Walter Payton, 1975-77.....	34

### Most Rushing Attempts in First 3 Seasons - NFL

Player	Attempts
1) Eric Dickerson, 1983-85.....	1,061
2) Earl Campbell, 1978-80.....	1,043
3) Eddie George, 1996-98.....	1,040
4) LaDainian Tomlinson, 2001-03.....	1,024
5) Jamal Lewis, 2000-02 .....	1,004
6) Emmitt Smith, 1990-92.....	979
7) Ottis Anderson, 1979-81.....	960
8) Curtis Martin, 1995-97.....	958
9) Terrell Davis, 1995-97 .....	951
10) <b>Adrian Peterson, 2007-09</b> .....	<b>915</b>
11) Edgerrin James, 1999-2001 .....	907

### Highest Rushing Avg. in First 3 Seasons (min. 450 attempts) - NFL

Player	Avg.
1) Paul Lowe, 1960-62 .....	5.39 (2,632/488)
2) Gale Sayers, 1965-67 .....	5.13 (2,978/581)
3t) DeAngelo Williams, 2006-08.....	5.08 (2,733/538)
3t) Larry Johnson, 2003-05 .....	5.08 (2,416/476)
5) Jim Brown, 1957-59 .....	5.07 (3,798/749)
6) Napoleon Kaufman, 1995-97 .....	5.02 (2,658/530)
7) Abner Haynes, 1960-62.....	4.97 (2,765/556)
8) Barry Sanders, 1989-1991 .....	4.93 (4,322/877)
9) Hoyle Granger, 1966-68.....	4.92 (2,430/494)
10) <b>Adrian Peterson, 2007-09</b> .....	<b>4.90 (4,484/915)</b>

## 10 RUSHING TDs

In each of his first 3 NFL seasons, **Peterson** has rushed for at least 10 touchdowns, the first player in Vikings history to notch 3 seasons with 10+ TDs. In 2009, Peterson had 18 TDs.

### Most Seasons with 10+ Rushing TDs - Vikings

Player	Seasons w/10+ Rushing TDs
1) <b>Adrian Peterson, 2007-09</b> .....	<b>3</b>
2) Chuck Foreman, 1975-76.....	2
3t) Seven players.....	1





## TAYLOR RANKS IN VIKINGS ANNALS



RB **Chester Taylor** has **2,797 rushing yards as a Viking**, which ranks 10th in team history. Taylor surpassed Daunte Culpepper, Fran Tarkenton and Terry Allen to crack the Vikings top 10 this season.

Taylor finished the 2009 season with 338 yards and a TD on 94 carries to go with his 44 receptions for 389 yards and a score.

### Career Rushing Leaders - Vikings

Player	Att	Yds	Avg	TD
1) Robert Smith, 1993-00	1,411	6,818	4.8	32
2) Chuck Foreman, 1973-79	1,529	5,879	3.8	52
3) Bill Brown, 1962-74	1,627	5,757	3.5	52
4) Ted Brown, 1979-86	1,117	4,546	4.1	40
<b>5) Adrian Peterson, 2007-09</b>	<b>915</b>	<b>4,484</b>	<b>4.9</b>	<b>40</b>
6) Dave Osborn, 1965-75	1,172	4,320	3.7	29
7) Darrin Nelson, 1982-89, '91-92	981	4,231	4.3	18
8) Tommy Mason, 1961-66	761	3,252	4.3	28
9) Michael Bennett, 2001-05	713	3,174	4.5	12
<b>10) Chester Taylor, 2006-09</b>	<b>655</b>	<b>2,797</b>	<b>4.3</b>	<b>18</b>
11) Terry Allen, 1990-94	641	2,795	4.4	23
12) Fran Tarkenton, 1961-66, 72-78	464	2,548	5.5	22
13) Daunte Culpepper, 1999-2005	454	2,476	5.5	29

## TAYLOR CLUTCH ON 3RD DOWN

RB **Chester Taylor** finished 1st among running backs in the NFL and tied for 6th among all players with 26 receptions for 257 yards on 3rd down this season.

This is the 2nd consecutive year Taylor has been at the top of RBs in receptions on 3rd down. In 2008, Taylor led all NFL running backs and finished 6th among all players with 25 catches on 3rd down.

### 2009 NFL Receptions on 3rd Down - All Players

Player	Receptions
1) Steve Smith, NYG (WR)	38
2) Davone Bess, MIA (WR)	35
3) Reggie Wayne, IND (WR)	29
4) Dallas Clark, IND (TE)	28
5) Brandon Marshall, DEN (WR)	27
<b>6t) Chester Taylor, MIN (RB)</b>	<b>26</b>
6t) Brent Celek, PHI (TE)	26
6t) Tony Gonzalez, ATL (TE)	26
6t) Greg Jennings, GB (WR)	26

### 2009 NFL Most Receptions on 3rd Down - Running Backs

Player	Receptions
<b>1) Chester Taylor, MIN</b>	<b>26</b>
2) Ray Rice, BAL	23

### 2008 NFL Most Receptions on 3rd Down - Running Backs

Player	Receptions
<b>1) Chester Taylor, MIN</b>	<b>25</b>
2) Leon Washington, NYJ	19



## A DANGEROUS ONE-TWO PUNCH

While RB **Adrian Peterson** broke the team record for the most rushing yards in a single season in 2008, his counterpart quietly had a significant impact as well. In relief of Peterson, RB **Chester Taylor** rushed for 399 yards and 4 TDs on 101 carries, (4.0 yards per carry).

Since joining the Vikings, Taylor has rushed for 2,797 yards in 4 seasons. In 2007, his 5.4 yard average ranked 3rd in the NFL, as he finished with 844 yards and 7 TDs on 157 carries. **Taylor has 2 of the top 3 longest rushes in Vikings history and also holds the longest rush in the NFL over the past 3 years.**

### Longest Rushes In Vikings History

Player,	Rush
<b>1) Chester Taylor, at Seattle (10/22/06)</b>	<b>95t</b>
2) Michael Bennett, at Tampa Bay (11/3/02)	85t
<b>3) Chester Taylor, at San Francisco (12/9/07)</b>	<b>84t</b>

## WINNING ON THE GROUND

Since 2006, the Vikings are a combined 20-5 when one of their current running backs rushes for 100 yards.

### Adrian Peterson - 19 games - 14-5 record

296	vs. San Diego, 11/4/07	W
224	at Chicago, 10/14/07	W
192	vs. Green Bay, 11/9/08	W
180	at Cleveland, 9/13/09	W
166	at Arizona, 12/14/08	W
160	vs. Indianapolis, 9/14/08	L
143	vs. Baltimore, 10/18/09	W
133	vs. Detroit, 11/15/09	W
139	vs. Houston, 11/2/08	W
131	vs. Chicago, 11/30/08	W
121	at Chicago, 10/19/08	L
116	vs. Detroit, 12/2/07	W
112	vs. Green Bay, 9/30/07	L
111	vs. Detroit, 10/12/08	W
103	vs. N.Y. Giants, 12/28/08	W
103	at Green Bay, 9/8/08	L
103	vs. Atlanta, 9/9/07	W
102	at Detroit, 12/7/08	W
102	at Kansas City, 9/23/07	L

### Chester Taylor - 6 games - 6-0 record

169	at Seattle, 10/22/06	W
164	vs. Oakland, 11/18/07	W
136	vs. Arizona, 11/26/06	W
123	vs. Detroit, 10/8/06	W
113	vs. Carolina, 9/17/06	W
101	at San Francisco, 12/9/07	W

## LEWIS LATCHES ON



WR **Greg Lewis**, picked up by the Vikings just before the season opener, quickly became a hero after catching the game-winning touchdown vs. San Francisco (9/27). Lewis' 32-yard leaping grab in the back of the end zone gave the Vikings a last second 27-24 victory. **It was his 1st reception as a Viking, making him just the 5th player in team history to catch a TD pass on his first reception as a Viking.** He finished with 8 catches for 96 yards on the season.

### Players to Catch a TD on First Reception as a Viking

Player, Game	Play
<b>Greg Lewis, vs. San Francisco, 9/27/09</b>	<b>32t</b>
<b>Adrian Peterson, vs. Atlanta, 9/9/07</b>	<b>60t</b>
Brad Johnson, vs. Carolina, 10/12/97	3t
Tommy Kramer, vs. Philadelphia, 9/9/84	20t
Kevin Miller, vs. Detroit, 12/9/78	35t

# VIKINGS OFFENSIVE TEAM NOTES



## LEADING ALL ROOKIES



Rookie phenom WR **Percy Harvin** finished tied for **1st among all NFL rookies in receiving yards (790) and receptions (60)**.

The explosive Harvin also **ranked 2nd in the NFC and 7th in the NFL with his team record 2,081 all-purpose yards** (1,156 kickoff return, 790 receiving, 135 rushing). He touched the ball 117 times, an 17.8 yards per touch avg.

### 2009 Receiving Yards by NFL Rookies

Player	Receiving Yards
1t) <b>Percy Harvin, MIN</b> .....	<b>790</b>
1t) Hakeem Nicks, NYG .....	790

### 2009 Receptions by NFL Rookies

Player	Receptions
1t) <b>Percy Harvin, MIN</b> .....	<b>60</b>
1t) Austin Collie, IND .....	60

### 2009 Most Combined Yards - NFL

Player	Rush	Rec.	KR	PR	Tot.
1) Fred Jackson, BUF....	1,062	371	1,014	69	2,516
2) Joshua Cribbs, CLE .....	381	135	1,542	452	2,510
3) Chris Johnson, TEN ..	2,006	503	0	0	2,509
4) Jamaal Charles, KC ..	1,120	297	925	0	2,342
5) Darren Sproles, SD .....	343	497	1,300	183	2,323
6) Danny Amendola, STL .....	-2	326	1,618	360	2,302
7) <b>Percy Harvin, MIN</b> .....	<b>135</b>	<b>790</b>	<b>1,156</b>	<b>0</b>	<b>2,081</b>

## CLIMBING THE RECORD BOOKS FOR ROOKIES

WR **Percy Harvin** ranked in the top 5 in several categories among Vikings rookies.

### Most Combined TDs by a Rookie - Vikings

Player, Year	TDs
1) Randy Moss, 1998 .....	17
2) Adrian Peterson, 2007 .....	13
3) Sammy White, 1976 .....	10
4) <b>Percy Harvin, 2009</b> .....	<b>8</b>

### Most Receptions as a Rookie - Vikings

Player, Year	Receptions
1) Randy Moss, 1998 .....	69
2) <b>Percy Harvin, 2009</b> .....	<b>60</b>

### Most Receiving Yards as a Rookie - Vikings

Player, Year	Receiving Yds.
1) Randy Moss, 1998 .....	1,313
2) Sammy White, 1976 .....	906
3) Paul Flatley, 1963 .....	867
4) <b>Percy Harvin, 2009</b> .....	<b>790</b>

### Most Receiving TDs as a Rookie - Vikings

Player, Year	TDs
1) Randy Moss, 1998 .....	17
2) Sammy White, 1976 .....	10
3) <b>Percy Harvin, 2009</b> .....	<b>6</b>


## HARVIN REACHES 1,000

**Harvin** needed just 7 games to reach 1,000 all-purpose yards for the season. After Week 7 at Pittsburgh, Harvin had 1,007 combined yards (685 kickoff return, 285 rec., 37 rushing). He finished with 2,081 total.

### Quickest Number of Games to Reach 1,000 Net Yards - Vikings

Player, Year	Games
1) Adrian Peterson, 2007 (1,030) .....	5
2t) <b>Percy Harvin, 2009 (1,007)</b> .....	<b>7</b>
2t) Chuck Foreman, 1976 (1,006) .....	7

## BERRI NICE



WR **Bernard Berrian** finished 4th on the team with 55 receptions in 2009. He had 618 receiving yards and 4 TDs on the year.

Berrian **owns 2 of the 3 longest pass plays in team history**. His 99-yard TD reception against Chicago (11/30) in 2008 broke a 46-year-old team record for the longest pass play. It also tied for the longest pass in NFL history; only 11 players have caught 99-yard TD passes all-time.

In his first year with the team, Berrian **had the Vikings 5 longest receptions of the season and led the Vikings in receiving yards 8 times**. He also had 4 of the Vikings longest 5 TD catches (99t, 86t, 54t, 49t). He put up his 3 highest single-game receiving yardage days of his career - 131 vs. Detroit, 122 vs. Chicago and 110 at New Orleans.

### Longest Completion - Vikings

Play	Yards
1) <b>Gus Frerotte to Bernard Berrian, vs. Chicago, 11/30/08</b> .....	<b>99t</b>
2) Fran Tarkenton to Charley Ferguson, vs. Chicago, 11/11/62 .....	89t
3) <b>Gus Frerotte to Bernard Berrian, vs. Detroit, 10/12/08</b> .....	<b>86t</b>

### Longest Scrimmage Play - Vikings

Play	Yards
1) <b>Bernard Berrian vs. Chicago, 11/30/08 - Pass</b> .....	<b>99t</b>
2) <b>Chester Taylor at Seattle, 10/22/06 - Run</b> .....	<b>95t</b>
3) Charley Ferguson vs. Chicago, 11/11/62 - Pass .....	89t
4) <b>Bernard Berrian vs. Detroit, 10/12/08 - Pass</b> .....	<b>86t</b>

### Longest Completion - NFL

Play	Yards
1t) <b>Gus Frerotte to Bernard Berrian, MIN vs. CHI, 11/30/08</b> .....	<b>99t</b>
1t) 10 other plays .....	99t

Since entering the league in 2004, Berrian has been on 4 teams that have won the NFC North.

### Berrian's NFC North Championships

- Chicago Bears - 2005
- Chicago Bears - 2006
- Minnesota Vikings - 2008
- Minnesota Vikings - 2009

## BIG PLAY ABILITY

WR **Bernard Berrian** proved his big-play ability in 2008 with 3 touchdowns of 80+ yards, including an NFL record-tying 99-yard TD reception against Chicago. Averaging 20.1 yards per catch, Berrian led the NFL in 2008, and he currently ranks 8th among the NFL's elite active receivers with a career average of 14.9 yards per catch.

### Average Yards Per Reception Among Active Players (200+ rec.)

Player, Seasons	Rec.	Yards	Avg.
1) Santonio Holmes, 2006-09 .....	235	3,835	16.3
2) Greg Jennings, 2006-09 .....	246	3,957	16.1
3) Lee Evans, 2004-09 .....	340	5,356	15.8
4) Randy Moss, 1998-2009 .....	926	14,456	15.6
5) Braylon Edwards, 2005-09 .....	273	4,238	15.5
6) Antonio Bryant, 2002-09 .....	372	5,685	15.3
7) Javon Walker, 2002-09 .....	267	4,011	15.0
8t) <b>Bernard Berrian, 2004-09</b> .....	<b>253</b>	<b>3,779</b>	<b>14.9</b>
8t) Santana Moss, 2001-09 .....	500	7,443	14.9
8t) Roddy White, 2005-09 .....	315	4,689	14.9
8t) Terrell Owens, 1996-2009 .....	1,006	14,951	14.9
8t) Isaac Bruce, 1994-2009 .....	1,024	15,208	14.9


### 80+ Yard Plays In A Single Season - Vikings

Player	Plays
1) <b>Bernard Berrian, 2008</b> .....	<b>3 (86t pass, 99t pass, 82t PR)</b>
2t) Koren Robinson, 2005.....	2 (80t pass, 86t KR)
2t) Darren Sharper, 2005.....	2 (88t INT return, 92t INT return)

# SIDNEY RICE NOTES



## RICE IS NICE



In his 3rd NFL season, WR **Sidney Rice** exploded into a game-changing receiver, finishing 2nd in the NFC and 4th in the NFL with 1,312 receiving yards.

Prior to the 2009 season, Rice did not have a 100-yard game. This season he had 4, including a 201-yard performance vs. Detroit in Week 10, the 4th-best single-game performance in team history. In Week 6 against Baltimore, Rice had the first 100-yard game of his career, a 176-yard performance that ranks as the 10th-best in team history. He followed it up with a 134-yard performance at Pittsburgh. His 312 yards in those 2 weeks were the 5th-most in team history over 2 consecutive games.

On the year, Rice set career highs in single-season receptions (83), yards (1,312), 100+ yard games (4) and average yards per catch (15.8). He now has 16 touchdowns since entering the NFL in 2007, and the Vikings are 11-3 in games when Rice has a TD. Rice has caught a TD pass from all 5 quarterbacks that have started a game since 2007, including 7 from the most recent - **Brett Favre**.

### 2009 Most Receiving Yards - NFL

Player	Receiving Yards
1) Andre Johnson, HOU	1,569
2) Wes Welker, NE	1,348
3) Miles Austin, DAL	1,320
4) <b>Sidney Rice, MIN</b>	<b>1,312</b>

### 2009 Most Receiving Yards - NFC

Player	Receiving Yards
1) Miles Austin, DAL	1,320
2) <b>Sidney Rice, MIN</b>	<b>1,312</b>

### 2009 Most Receiving Yards in a Single Game - NFL

Player, Game	Receiving Yards
1) Miles Austin, DAL, at Kansas City, 10/11/09 (OT)	250
2) Roddy White, ATL, at San Francisco, 10/11/09	210
3) <b>Sidney Rice, MIN, vs. Detroit, 11/15/09</b>	<b>201</b>

## REACHING 1,000 YARDS

With his 1,312 receiving yards, WR **Sidney Rice** became only the 10th Vikings receiver to reach 1,000 yards receiving in a season.

### Most Seasons with 1,000 Yards Receiving - Vikings

Player, Dates	1,000-Yard Seasons
1) Cris Carter, 1993-00	8
2) Randy Moss, 1998-03	6
3) Jake Reed, 1994-97	4
4) Anthony Carter, 1988-90	3
5) Ahmad Rashad, 1979-80	2
6t) <b>Sidney Rice, 2009</b>	<b>1</b>
6t) Nate Burleson, 2004	1
6t) Joe Senser, 1981	1
6t) Sammy White, 1981	1
6t) John Gilliam, 1972	1

## 50-YARDERS

With his 2 receptions of 63 and 58 yards against the Ravens in Week 6, WR **Sidney Rice** became only the 4th player in team history to record 2 or more 50-yard receptions in a single game.

### Most 50-Yard Receptions in a Single Game - Vikings

Player, Game	50-Yard Receptions
1) Randy Moss, vs. Dallas, 11/26/98	3 (51t, 56t, 56t)
2t) <b>Sidney Rice, vs. Baltimore, 10/18/09</b>	<b>2 (63, 58)</b>
2t) Ray Poage, vs. San Francisco, 9/29/63	2 (57t, 67t)
2t) Leo Lewis, vs. Washington, 11/2/86	2 (67t, 76t)
2t) Randy Moss, vs. Detroit, 10/1/00	2 (61t, 50t)

## TWO-HEADED MONSTER

The Vikings rushing-receiving duo of RB **Adrian Peterson** and WR **Sidney Rice** was the 2nd-most dangerous in the NFL in 2009. Peterson's 1,383 rushing yards and Rice's 1,312 receiving yards combined for 2,695 of the Vikings net offensive yards.

### 2009 Most Rushing-Receiving Yards by a Duo - NFL

Players (RB,WR)	Yards
1) Chris Johnson (2,006), Kenny Britt (701), TEN	2,707
2) <b>Adrian Peterson (1,383), Sidney Rice (1,312), MIN</b>	<b>2,695</b>

In terms of combined scrimmage yards, Peterson and Rice ended the season with the 2nd-best in team history, becoming only the 5th duo to reach 3,000 combined yards.

### Most Scrimmage Yards in a Single Season by a Duo - Vikings

Players (Numbers include rushing + receiving)	Yards
1) Robert Smith (1,869), Randy Moss (1,442), 2000	3,311
2) <b>Adrian Peterson (1,819), Sidney Rice (1,312), 2009</b>	<b>3,131</b>
3) Michael Bennett (1,647), Randy Moss (1,398), 2002	3,045
4) Moe Williams (1,389), Randy Moss (1,650), 2003	3,039
5) Adrian Peterson (1,901), Bernard Berrian (1,104), 2008	3,005

The duo now has the top 3 games in terms of most yards by a RB/WR combo in Vikings history.

### Most Yards in a Game by RB/WR Combo - Vikings

Players (Rushing/Receiving)	Yards
1) <b>Adrian Peterson (296), Sidney Rice (66), vs. SD, 11/4/07</b>	<b>362</b>
2) <b>Adrian Peterson (133), Sidney Rice (201), vs. DET, 11/15/09</b>	<b>334</b>
3) <b>Adrian Peterson (143), Sidney Rice (176) vs. BAL, 10/18/09</b>	<b>319</b>
4t) 3 times	302

### Most Scrimmage Yards in a Game by 2 Players - Vikings

Players (Rushing/Receiving)	Yards
1) <b>Adrian Peterson (315), Chester Taylor (83), vs. SD, 11/4/07</b>	<b>398</b>
2) <b>Adrian Peterson (315), Sidney Rice (66), vs. SD, 11/4/07</b>	<b>381</b>
3) Tommy Mason (199), Paul Flatley (156), vs. BAL, 11/17/63	355
4) Darrin Nelson (161), Anthony Carter (184) at DAL, 11/26/87	345
5) <b>Adrian Peterson (166), Sidney Rice (176) vs. BAL, 10/18/09</b>	<b>342</b>

Peterson and Rice set a new team record for the most yards gained in a game by a duo with at least 100 yards each. Of the 344 total yards the 2 had vs. Detroit, 334 came at their respective positions (Peterson-133 rushing; Rice-201 receiving).

### Most Yards by a Duo with at Least 100 Yards Each - Vikings

Players (Rushing/Receiving)	Yards
1) <b>Adrian Peterson (133), Sidney Rice (201), vs. DET, 11/15/09</b>	<b>334</b>
2) <b>Adrian Peterson (143), Sidney Rice (176), vs. BAL, 10/18/09</b>	<b>319</b>
3t) Tommy Mason (146), Paul Flatley (156), vs. BAL, 11/17/63	302
3t) Robert Smith (134), Randy Moss (168), vs. DET, 10/1/00	302
3t) Darrin Nelson (118), Anthony Carter (184), vs. DAL, 11/23/00	302

### Most Players with a 50-Yard Run/Reception in a Game - Vikings

Players	Game
2..... <b>Adrian Peterson (58), Sidney Rice (63, 58); vs. BAL, 10/18/09</b>	
2..... <b>Adrian Peterson (67t), Bernard Berrian (54t); vs. NYG, 12/28/08</b>	
2..... <b>Adrian Peterson (59), Bernard Berrian (99t); vs. CHI, 11/30/08</b>	
2.....	10 other times

## CROSSING 200

WR **Sidney Rice** became only the 4th player in team history to reach 200 receiving yards in a single game.

### Most Receiving Yards in a Single Game - Vikings

Player, Game	Yards
1) Sammy White, vs. Detroit, 11/7/76	210
2) Randy Moss, at Chicago, 11/14/99	204
3) Paul Flatley, at San Francisco, 10/24/65	202
4) <b>Sidney Rice, vs. Detroit, 11/15/09</b>	<b>201</b>



## SHIANCOE LEADS LEAGUE



TE **Visanthe Shiancoe** finished the season tied for 4th in the NFL with 11 TD receptions on the year, setting a team record for the most TDs in a single season by a Vikings tight end. Known for his tireless work ethic and his post-practice routines, Shiancoe had 56 catches for 566 yards on the season.

Shiancoe now has 18 TDs over the last 2 years, which is 1st among all TEs during that time and tied for 3rd-most among all players.

Shiancoe has caught 14 touchdown passes in the last 20 regular season games, and with his 11 TDs this season, he moved into 2nd-place among Vikings tight ends with 19 career TDs.

### Most Receiving TDs in NFL - 2009

Player	TDs
1t) Vernon Davis, SF (TE)	13
1t) Larry Fitzgerald, ARI (WR)	13
1t) Randy Moss, NE (WR)	13
4t) Miles Austin, DAL (WR)	11
<b>4t) Visanthe Shiancoe, MIN (TE)</b>	<b>11</b>
4t) Roddy White, ATL (WR)	11
7t) Dallas Clark, IND (TE)	10
7t) Brandon Marshall, DEN (WR)	10
7t) Reggie Wayne, IND (WR)	10

### Most Receiving TDs 2008-09 - NFL

Player	TDs
1) Larry Fitzgerald, ARI (WR)	25
2) Randy Moss, NE (WR)	24
<b>3t) Visanthe Shiancoe, MIN (TE)</b>	<b>18</b>
3t) Roddy White, ATL (WR)	18

### Most Career Receiving TDs by Vikings Tight Ends

Player	TDs
1) Steve Jordan, 1982-84	28
<b>2) Visanthe Shiancoe, 2007-09</b>	<b>19</b>
3) Stu Voigt, 1970-80	17
4) Joe Senser, 1979-84	16

### Most Receiving TDs by a Tight End in a Single Season - Vikings

Player	TDs
<b>1) Visanthe Shiancoe, 2009</b>	<b>11</b>
2) Joe Senser, 1981	8
<b>3t) Visanthe Shiancoe, 2008</b>	<b>7</b>
3t) Joe Senser, 1980	7

## SHIANCOE IN TOP 5

TE **Visanthe Shiancoe's** currently ranks 5th in Vikings history for most receiving yards by a TE. His 1,485 since joining the team in 2007 trails Jermaine Wiggins' 1,659 for 4th place.

### Most Receiving Yards by a Tight End - Vikings

Player, Years	Yards
1) Steve Jordan, 1982-94	6,307
2) Stu Voigt, 1970-80	1,919
3) Joe Senser, 1980-84	1,822
4) Jermaine Wiggins, 2004-06	1,659
<b>5) Visanthe Shiancoe, 2007-09</b>	<b>1,485</b>
6) Jim Kleinsasser, 1999-2009	1,481



## TIGHT END TOUGHNESS



TE **Jim Kleinsasser** has made an impact in the Vikings record book despite being best known for his powerful blocking in the running game. Kleinsasser has started 112 career games, which ranks as the 2nd-most among all Vikings tight ends, and has played in 80 consecutive games, the 3rd-longest streak for a Vikings tight end.

**Kleinsasser has 174 career catches, which is 4th in team history for tight ends,**

and his 10 catches in a single game (at St. Louis - 11/30/03) are the 2nd-most among Vikings tight ends.

Kleinsasser has been named to the USA Today's All-Joe Team, honoring hard-working and under-recognized NFL players, in each of the last 2 seasons.

### Career Starts by Tight Ends - Vikings

Player	Starts
1) Steve Jordan	149
<b>2) Jim Kleinsasser</b>	<b>112</b>

### Consecutive Games Played by Tight Ends - Vikings

Player	Games Played
1) Steve Jordan, 1985-92	113
2) Brent Novoselsky, 1989-94	91
<b>3) Jim Kleinsasser, 2005-09</b>	<b>80</b>

### Career Catches by Tight Ends - Vikings

Player	Catches
1) Steve Jordan, 1982-94	498
2) Jermaine Wiggins, 2004-06	186
3) Stu Voigt, 1970-80	177
<b>4) Jim Kleinsasser, 1999-2009</b>	<b>172</b>

### Catches in a Single Game by Tight Ends - Vikings

Player	Catches
1) Joe Senser, vs. Green Bay (11/29/81)	11
<b>2t) Jim Kleinsasser, at St. Louis (11/30/03)</b>	<b>10</b>
2t) Joe Senser, vs. N.Y. Jets (12/26/82)	10

## BLAZING THE TRAIL

**Jim Kleinsasser's** blocking has been a key element to some of the best rushing days and seasons in Vikings history. The team has ranked #1 in the NFL in rushing twice in his career. Kleinsasser has led the way for 8 different Vikings backs to break the 100-yard mark 51 times, including playoff action, and he's blocked for the Vikings top 5 single-season performances.

### Top Vikings Running Backs Rushing Seasons

Player/Season/Yards	Kleinsasser's Games
<b>1) Adrian Peterson, 2008: 1,760 yards</b>	<b>16</b>
<b>2) Robert Smith, 2000: 1,521 yards</b>	<b>14</b>
<b>3) Adrian Peterson, 2009: 1,383 yards</b>	<b>16</b>
<b>4) Adrian Peterson, 2007: 1,341 yards</b>	<b>16</b>
<b>5) Michael Bennett, 2002: 1,296 yards</b>	<b>14</b>
6) Robert Smith, 1997: 1,266 yards	NA
<b>7) Chester Taylor, 2006: 1,216 yards</b>	<b>16</b>

### 100-Yard Rushers Behind Kleinsasser

Player	100-Yard Games
<b>Adrian Peterson</b>	<b>19</b>
Robert Smith	11*
Michael Bennett	8
<b>Chester Taylor</b>	<b>6</b>
Mewelde Moore	2
Onterio Smith	2
Moe Williams	2
Artose Pinner	1

\* Finished with 29 for his career.



## HE'S A 'LOAD' TO DEAL WITH



Vikings 2nd-round draft choice T **Phil Loadholt**, who is the biggest Viking at 6-8, 343, made his first NFL start at Cleveland in Week 1, when he helped RB **Adrian Peterson** break the Vikings team record for most rushing yards in a season opener with 180 and tie the team record with 3 rushing TDs in the game.

On the season, Loadholt **started 15 games** (missed St. Louis to injury), which tied for the 3rd-most starts by a Vikings rookie tackle in team history. He is only the 5th Vikings rookie offensive tackle to start a season opener and only the 2nd right tackle (first since 1966). Loadholt was named to the NFL's All-Rookie Team.

### Most Starts by a Rookie Tackle - Vikings

Player, Year	Starts
1) Gary Zimmerman, 1986 *	16
1t) Todd Steussie, 1994	16
<b>3t) Phil Loadholt, 2009</b>	<b>15</b>
3t) Corey Stringer, 1995	15

\* Played in the USFL prior to joining the Vikings

### Rookie Tackles to Start Season Opener - Vikings

Player, Year
<b>1) Phil Loadholt, 2009, Right Tackle</b>
2) Todd Steussie, 1994, Left Tackle
3) Everett Lindsey, 1993, Left Tackle
4) Gary Zimmerman, 1986, Left Tackle
5) Doug Davis, 1966, Right Tackle

## FOLLOWING ROUTE 76



Since joining the Vikings in 2006, perennial All-Pro LG **Steve Hutchinson** has proven his worth. In 64 regular season games with the Vikings, he has blocked for a 100-yard rusher 26 times (Adrian Peterson-19, Chester Taylor-6, Artose Pinner-1).

**Hutchinson has blocked for a 100-yard rusher 57 times in his career and has made room for 3 games with a runner over 200 yards.** He has had a 1,000-yard rusher behind

him in each of his 9 NFL seasons, including this year as Peterson finished 5th in the NFL with 1,383 yards. Hutchinson has blocked for 3 league-leading rushers during his career (Shaun Alexander twice, Adrian Peterson once).

Hutchinson has been selected to 7 Pro Bowls and has been named All-Pro 6 times during his 9 seasons in the NFL. **Prior to Week 7 at Pittsburgh, he had not had a penalty since 9/16/07, a streak of 26 consecutive games.**

### 1,000 Yard Rushers Behind Hutchinson

Player, Year	Yards
<b>Adrian Peterson, 2009</b>	<b>1,383</b>
<b>Adrian Peterson, 2008</b>	<b>1,760*</b>
<b>Adrian Peterson, 2007</b>	<b>1,341</b>
<b>Chester Taylor, 2006</b>	<b>1,216</b>
Shaun Alexander, 2005	1,880*
Shaun Alexander, 2004	1,696*
Shaun Alexander, 2003	1,435
Shaun Alexander, 2002	1,175
Shaun Alexander, 2001	1,318

\* NFL Leading Rusher

### 100-Yard Rushers/Games Behind Hutchinson

Player	Games (including playoffs)
Shaun Alexander	31
<b>Adrian Peterson</b>	<b>19</b>
<b>Chester Taylor</b>	<b>6</b>
Artose Pinner	1

## 64 CONSECUTIVE STARTS FOR HUTCHINSON

G **Steve Hutchinson** has now started 64 consecutive games since joining the Vikings in 2006, which is the 4th-longest streak in team history among guards and is the 3rd-best by a left guard.

### Most Consecutive Starts by a Guard - Vikings

Player, Years	Consecutive Starts
1) Randall McDaniel, 10/22/89-1/2/00	170
2) Chris Liwienski, 9/3/01-11/13/05	73
3) David Dixon, 10/5/97-11/25/01	69
<b>4) Steve Hutchinson, 9/11/06-1/3/10</b>	<b>64</b>
5) Milt Sunde, 11/10/68-12/16/72	62
6) Larry Bowie, 9/16/62-10/16/66	61

## FOR SULLIVAN, IT'S A SNAP



Charged with filling big shoes left by long-time Viking Matt Birk, C **John Sullivan** became a starter in 2009 on a talented Vikings offensive line after playing in all 16 games and the Wild Card playoffs on special teams as a rookie in 2008.

In 2009, Sullivan helped RB **Adrian Peterson** rank 5th in the NFL with 1,383 rushing yards and 1st with 18 TDs. Sullivan played a pivotal role in Peterson's record-breaking 180 yards on opening day at Cleveland (9/13). Sullivan also helped QB **Brett Favre** complete **68.4% of his passes and post a 107.2 passer rating on the year, both career-highs and the 2nd-highest totals in team history.**

Sullivan was the 4th center drafted in 2008, when the Vikings took him in the 6th round (#187) out of Notre Dame.

## MOUNT McKINNIE



Since being drafted by the Vikings in 2002, T **Bryant McKinnie** has now blocked for 5 of the top 7 single-season rushers in team history. Over the past 2 years he has helped RB **Adrian Peterson** put up 2 of the 3 largest totals in team history.

In Week 1 against Cleveland, McKinnie made his 100th start. He is **only the 7th Vikings tackle to play in 100 career games and currently ranks 5th among Vikings tackles with**

**116 career games played.**

### Best Single-Season Rushing Totals - Vikings

Player, Year	Yards
<b>1) Adrian Peterson, 2008</b>	<b>1,760</b>
2) Robert Smith, 2000	1,521
<b>3) Adrian Peterson, 2007</b>	<b>1,341</b>
<b>4) Adrian Peterson, 2009</b>	<b>1,329</b>
<b>5) Michael Bennett, 2002</b>	<b>1,296</b>
6) Robert Smith, 1997	1,266
<b>7) Chester Taylor, 2006</b>	<b>1,216</b>

### Most Career Games Played by a Vikings Tackle

Player	Games Played
1) Tim Irwin, 1981-93	181
2) Ron Yary, 1968-82	180
3) Grady Alderman, 1961-74	178
4) Steve Riley, 1974-84	128
<b>5) Bryant McKinnie, 2002-09</b>	<b>116</b>
6) Todd Steussie, 1994-00	111
7) Gary Zimmerman, 1986-92	108



# VIKINGS DEFENSIVE TEAM NOTES



## NOWHERE TO RUN

Under Head Coach **Brad Childress**, the Vikings have allowed only **three 100-yard individual rushing performances in 64 regular season games (2006-09)**. The Vikings had gone 36 consecutive games without allowing a 100-yard rusher, which was the 2nd-longest streak in team history, before giving up 109 yards to RB Jonathan Stewart at Carolina (12/20/09).

Over the past 4 seasons (2006-09), the Vikings have given up a total of 4,794 rushing yards, which is the lowest in the league during that time. **Opponents are averaging just 74.9 rushing yards per game.**

The Vikings became the first team since the 1970 NFL-AFL merger to rank #1 against the run in 3 consecutive seasons (2006-2008), and finished a strong 2nd in 2009.

### 2009 Opponents Rushing Yards

Team	Yards Allowed	Yards Per Game
1) Green Bay .....	1,333	83.3
<b>2) Minnesota.....</b>	<b>1,394</b>	<b>87.1</b>
3) Pittsburgh .....	1,438	89.9

### 2009 Opponents Rushing TDs

Team	TDs Allowed
<b>1) Minnesota .....</b>	<b>5</b>
1) Green Bay .....	5
3) New England.....	6

### Opponents Rushing Yards - 2006-2009

Team	Yards Allowed	Yards Per Game
<b>1) Minnesota.....</b>	<b>4,794</b>	<b>74.9</b>
2) Baltimore .....	5,276	82.4
3) Pittsburgh .....	5,572	87.1

### Opponents Rushing TDs - 2006-2009

Team	TDs
1) Baltimore .....	26
2) Pittsburgh .....	29
<b>3) Minnesota.....</b>	<b>31</b>

### Opponents Average Yards Per Rush - 2006-2009

Team	Avg.
<b>1) Minnesota .....</b>	<b>3.3</b>
1) Baltimore .....	3.3
3) Pittsburgh .....	3.6

### Opponents Rushes of 10+ Yards - 2006-2009

Team	10+ Yard Rushes
1) Baltimore .....	121
<b>2) Minnesota.....</b>	<b>125</b>
3) Pittsburgh .....	127

### Opponents Rushing Attempts - 2006-2009

Team	Att.
<b>1) Minnesota.....</b>	<b>1,455</b>
2) Pittsburgh .....	1,531
3) New England.....	1,561

## UNDER 100

The Vikings streak of 36 games without allowing a 100-yard rusher (ended at Carolina-12/20/09) was the **2nd-longest in team history**.

### Longest Stretch w/out Allowing a 100-Yard Rusher - Vikings

Years	Games
1) 11/02/86-12/11/88.....	38
<b>2) 11/18/07-12/13/09 .....</b>	<b>36</b>



## PREVENTING THE BIG PLAY

The Vikings **gave up just 6 rushes of 20+ yards** during the 2009 regular season, which tied for the 2nd-lowest in the league.

### 2009 Opponents Rushes of 20+ Yards

Team	20+ Yard Rushes
1) Cincinnati.....	5
<b>2) Minnesota .....</b>	<b>6</b>
2) Green Bay .....	6
2) Miami.....	6
2) Pittsburgh .....	6

## 3-AND-OUT

In Week 3 the Vikings did not allow **San Francisco to convert one 3rd down, forcing the 49ers to go 0-11 in the game**. It was only the 3rd time the Vikings had not allowed a single 3rd-down conversion in a game since the statistical category started being tracked in 1991. The other 2 games came in 1998 (12/6, Chicago; 11/8, New Orleans).

On the season the Vikings **held opponents to 60 3-and-out drives on 188 defensive series, or 31.9% of opponents' possessions**, the 2nd-highest percentage in the NFL. The Vikings 60 forced 3-and-outs were tied for the 2nd-most of any team.

### 2009 Opponent 3-and-Out Drives %

Team (Def. Series)	3-and-Out Drives	%
1) N.Y. Jets (187).....	64	34.2
<b>2) Minnesota (188).....</b>	<b>60</b>	<b>31.9</b>

### 2009 Opponent 3-and-Out Drives

Team (Def. Series)	3-and-Out Drives
1) N.Y. Jets (187).....	64
<b>2) Minnesota (188).....</b>	<b>60</b>
2) San Francisco (206).....	60

## LIMITING 3RD DOWN CONVERSIONS

The Vikings were also great at preventing teams from extending drives, **tying for the NFL lead by allowing just 69 3rd-down conversions on 200 attempts (34.5%)**, tied for the lowest number in the NFL.

### 2009 Opponent 3rd-Down Conversions

Team	3rd Down Conversions
<b>1) Minnesota .....</b>	<b>69</b>
1) Miami.....	69
1) N.Y. Jets .....	69

## STINGY IN THE RED ZONE

The Vikings defense finished 2009 ranked 7th in the NFL in touch-down efficiency in the red zone. The team gave up just 18 TDs in opponents' 40 trips inside the 20-yard line (45.0%).

**The Vikings allowed 174 total red zone points, the 3rd-lowest in the league.**

### 2009 Opponents Red Zone TD Efficiency

Team	Poss.	TD	Efficiency
1) Washington .....	41	16	39.0
2) New Orleans.....	56	22	39.3
3) San Francisco .....	47	19	40.4
4) Baltimore .....	43	18	41.9
5) N.Y. Jets .....	33	14	42.4
6) Cleveland .....	57	25	43.9
<b>7) Minnesota.....</b>	<b>40</b>	<b>18</b>	<b>45.0</b>

### 2009 Opponents Red Zone Points

Team (Opp. RZ Poss.)	RZ Points Allowed
1) N.Y. Jets (33).....	135
2) Dallas (32).....	159
<b>3) Minnesota (40).....</b>	<b>174</b>

# VIKINGS DEFENSIVE TEAM NOTES



## TAKE IT AWAY

The Vikings recorded 24 takeaways (11 INTs and 13 FRs) in 2009. The team's 13 FRs tied as the 6th-most in the NFL, and the Vikings +6 turnover margin was tied for the 8th-best.

### 2009 Opponents' Fumble Recoveries

Team	FR
1t) Carolina	15
1t) Chicago	15
1t) San Francisco	15
4t) Detroit	14
4t) N.Y. Jets	14
<b>6t) Minnesota</b>	<b>13</b>
6t) 6 others tied	13

### 2009 Turnover Differential

Team	Turnover Differential
1) Green Bay	+24
2) Philadelphia	+15
3) New Orleans	+11
4) Baltimore	+10
5) San Francisco	+9
6) San Diego	+8
7) Denver	+7
<b>8t) Minnesota</b>	<b>+6</b>
8t) Carolina	+6
8t) New England	+6

## CUTTING DRIVES SHORT

The Vikings defense allowed just 19 drives of 10 plays or more in 2009, tied for the 2nd-lowest in the NFL. The team gave up just 4 TDs on 10-play drives, which is the lowest of any team, and just 11 scores total on those 19 drives, also the lowest of all teams.

### 2009 Opponents' 10-Play Drives

Team	Opp. 10-Play Drives
1) N.Y. Giants	17
<b>2t) Minnesota</b>	<b>19</b>
2t) Baltimore	19
4) St. Louis	20

### 2009 Opponents' 10-Play Drive TDs

Team	Opp. 10-Play Drive TDs
<b>1) Minnesota</b>	<b>4</b>
2t) New Orleans	5
2t) San Francisco	5

### 2009 Opponents' 10-Play Drive Scores

Team	Opp. 10-Play Drive Scores
<b>1) Minnesota</b>	<b>11</b>
2t) Baltimore	13
2t) Pittsburgh	13
2t) San Francisco	13

The Vikings also allowed opponents to have just 15 drives of 5 minutes or longer, tied for the 3rd-lowest in the league.

### 2009 Opponents' 5-Minute Drives

Team	Opp. 5-Minute Drives
1) Houston	11
2) Green Bay	12
<b>3t) Minnesota</b>	<b>15</b>
3t) Dallas	15

## WINNING THE FIELD POSITION BATTLE

The Vikings allowed an average starting field position for opponents at the 27.7 yard line in 2009, the 6th-lowest in the NFL.

### 2009 Opponents' Field Position

Team	Avg. Position
1) Dallas	26.1
2) Baltimore	26.9
3) Houston	27.1
4) New England	27.4
5) Denver	27.6
<b>6) Minnesota</b>	<b>27.7</b>

## LIMITING TDs ON THE GROUND

The Vikings allowed just 5 rushing TDs in 2009, tied for the lowest in the NFL. Minnesota did not yield a rushing TD until the 6th game of the season.

### 2009 Opponents Rushing TDs

Team	TDs Allowed
<b>1t) Minnesota</b>	<b>5</b>
1t) Green Bay	5
3) New England	6

## STACK OF SACKS

In 2009 the Vikings led the NFL with 48 sacks, the 5th-highest single-season total in team history. Minnesota also paced the league in sacks for the 1st time since 1989, when it recorded a team-record 71.

The team nearly tied a Vikings record with 8 sacks against the Packers in Week 4, falling just one short of the highest total of 9. On the season, the Vikings sacked the Packers 14 times in 2 games.

The Vikings have now notched 131 sacks from 2007-2009, which is the 3rd-most in the NFL during that time.

### 2009 NFL Sacks

Team	Sacks
<b>1) Minnesota</b>	<b>48</b>
2) Pittsburgh	47
3t) Miami	44
3t) Philadelphia	44
3t) San Francisco	44

### Most Sacks 2007-2009

Team	Sacks
1) Dallas	147
2) Pittsburgh	134
<b>3) Minnesota</b>	<b>131</b>

### Most Team Sacks in a Single Season - Vikings

Year	Sacks
1) 1989	71
2) 1992	51
3t) 1969	49
3t) 1970	49
<b>5) 2009</b>	<b>48</b>
6t) 1983	47
6t) 1990	47
8t) 1975	46
8t) 1999	46
10) 2008	45





## ALLEN TERRORIZES QUARTERBACKS



For the 2nd consecutive season, DE **Jared Allen finished with 14.5 sacks on the year, the 2nd-most in the NFL.** He became the 2nd player in NFL history (Reggie White) to notch at least 14 sacks in 3 straight seasons.

In Week 4 vs. the Packers, **Allen picked up 4.5 sacks, which ranked as the 2nd-highest total for a single game in Vikings history.**

Along with his sacks, Allen forced a fumble and a safety, his 3rd career safety and a Vikings record. In his 2 games against the Packers in 2009, Allen had 7.5 sacks, the most in a season against any opponent in team history, and he logged **10.5 sacks against NFC North opponents this year.**

Since entering the league in 2004, Allen has **72.0 career sacks, which ranks 1st among all players during that time.** His 14.5 sacks in both 2008 and '09 are the most a Vikings player has had in a single season since DT John Randle had 15.5 in 1998, while his '08 output was the most any player has had in his 1st season with the Vikings. He now has **29.0 sacks as a Viking**, the 2nd-most of any player from 2008-09.

Allen also had a fumble recovery for a TD and an INT to go with his 14.5 sacks, 79 tackles and 47 QB hurries on the season.

### 2009 NFL Sack Leaders

Player	Sacks
1) Elvis Dumervil, DEN.....	17.0
<b>2) Jared Allen, MIN.....</b>	<b>14.5</b>
3t) Dwight Freeney, IND.....	13.5
3t) LaMarr Woodley, PIT.....	13.5

### NFL Sack Leaders from 2004-2009

Player	Sacks
<b>1) Jared Allen.....</b>	<b>72.0</b>
2) DeMarcus Ware.....	64.5

### NFL Sack Leaders from 2008-2009 (since Allen joined Vikings)

Player	Sacks
1) DeMarcus Ware.....	31.0
<b>2) Jared Allen.....</b>	<b>29.0</b>

### Most Sacks in a Single Game - Vikings

Player	Sacks
1) Randy Holloway, vs. Atlanta, 9/16/84.....	5.0
<b>2) Jared Allen, vs. Green Bay, 10/6/09.....</b>	<b>4.5</b>
3t) Kevin Williams, vs. Detroit, 10/12/08 (last time).....	4.0

### Most Sacks in First 2 Seasons - Vikings

Player, Years	Sacks
<b>1) Jared Allen, 2008-09.....</b>	<b>29.0</b>
2) Kevin Williams, 2003-04.....	22.5

## RECOVERING THE FUMBLE

**Allen finished tied for 3rd in the NFL with 3 fumble recoveries in 2009.** Two of those FRs came against the Rams (10/11/09), one of which he returned 52 yards for the TD. Allen's 52-yard TD return was the 3rd-longest in Vikings history by a defensive lineman.

### Longest Fumble Recovery Returns by a Vikings Lineman

Player, Game	Return
1) Kevin Williams, vs. Jacksonville, 11/28/04.....	77t
2) Alan Page, at Chicago, 10/11/70.....	63t
<b>3) Jared Allen, at St. Louis, 10/11/09.....</b>	<b>52t</b>

### Most Opponent Fumble Recoveries - 2009

Player, Team	FRs
1t) Jay Ratliff, DAL/Osi Umenyiora, NYG.....	4
<b>3t) Jared Allen, MIN.....</b>	<b>3</b>
<b>3t) Chad Greenway, MIN.....</b>	<b>3</b>
3t) 8 other players tied.....	3
<b>13t) Heath Farwell, MIN.....</b>	<b>2</b>
13t) Many other players tied.....	2

## ALLEN BRINGS BACK SACK MEMORIES

DE **Jared Allen** notched a team-leading 14.5 sacks in both 2008 and 2009, **becoming only the 2nd Viking in the past 30 years with multiple seasons with at least 14.5 sacks** (Chris Doleman, 1989 - 21.0 and 1992 - 14.5). Prior to Allen's arrival, the last Viking to top 14.5 sacks was DT John Randle, who amassed 15.5 in 1997.

Allen's 2008 and '09 sack total each rank in the Vikings top 10 for a single season, matching Doleman (1992) for 7th place. Allen's 14.5 sacks in '08 were the most any player has had in his 1st season with the Vikings.

### Vikings Top Single-Season Sack Totals

Player, Year	Sacks
1) Chris Doleman, 1989.....	21.0
2t) Keith Millard, 1989.....	18.0
2t) Alan Page, 1976.....	18.0
4) John Randle, 1997.....	15.5
5t) Carl Eller, 1977.....	15.0
5t) Carl Eller, 1969.....	15.0
<b>7t) Jared Allen, 2009.....</b>	<b>14.5</b>
<b>7t) Jared Allen, 2008.....</b>	<b>14.5</b>
7t) Chris Doleman, 1992.....	14.5

## SAFETY IN NUMBERS

Since joining the Vikings, **Allen** has collected a team-record 3 safeties. He had 2 safeties in 2008, which tied the NFL record for the most in a single season. Allen's 2 safeties also tied a team record held by Alan Page (1971). In 2009, Allen collected his 3rd career safety vs. Green Bay in Week 4, setting a Vikings record for the most career safeties in team history.

### Most Career Safeties - Vikings

Player	Safeties
<b>1) Jared Allen, 2008-09.....</b>	<b>3</b>
2t) Chris Doleman, 1985-93, '99.....	2
2t) Carl Eller, 1964-78.....	2
2t) Alan Page, 1967-78.....	2

### Most Single Season Safeties - NFL

Player	Safeties
<b>1t) Jared Allen, MIN, 2008.....</b>	<b>2</b>
1t) Alan Page, MIN, 1971.....	2
1t) 13 other players tied.....	2

### Most Single Season Safeties - Vikings

Player	Safeties
<b>1t) Jared Allen, 2008.....</b>	<b>2</b>
1t) Alan Page, 1971.....	2

## FORCING FUMBLES

Since entering the league in 2004, DE **Jared Allen has forced 21 career fumbles, which is the 6th-most from 2004-2009.** Allen has also recovered 11 career fumbles, which is tied for 2nd in the NFL from 2004-09.

### Most Forced Fumbles 2004-2009

Player	Forced Fumbles
1) Robert Mathis.....	31
2) Jason Taylor.....	24
3t) Dwight Freeney/DeMarcus Ware.....	23
5t) Julius Peppers/John Abraham.....	22
<b>6) Jared Allen.....</b>	<b>21</b>

### Most Fumble Recoveries 2004-2009

Player	Fumble Recoveries
1) Osi Umenyiora.....	12
<b>2t) Jared Allen.....</b>	<b>11</b>
2t) 4 players tied.....	11



# VIKINGS DEFENSIVE TEAM NOTES



## WILLIAMS ON TRACK



Since entering the league in 2003, DT **Kevin Williams leads all NFL defensive tacklers with 48.5 sacks.** After leading NFL DTs with 8.5 sacks in '08, Williams **ranked tied for 1st among DTs with 6.0 sacks this season.** With 48.5 career sacks, Williams ranks 9th in team history among all Vikings players.

Along with his 6.0 sacks, Williams also finished with 55 tackles (36 solo), 6 passes defensed, 6 tackles for a loss, 1 FF, 1 FR and 36

QB hurries in 2009.

### 2009 Sacks By Defensive Tackles - NFL

Player	Sacks
1t) Kevin Williams, MIN	6.0
1t) Jonathan Babineaux, ATL	6.0
1t) Jay Ratliff, DAL	6.0

### Most Sacks In A Single Game - Vikings

1) Randy Holloway, vs. Atlanta, 9/16/84	5.0
2) Jared Allen, vs. Green Bay, 10/5/09	4.5
3t) Kevin Williams, vs. Detroit, 10/12/08	4.0
3t) 8 other players	4.0

### Most Career Quarterback Sacks - Vikings

1) Carl Eller, 1964-78	130.0
2) Jim Marshall, 1961-79	127.0
3) John Randle, 1990-00	114.0
4) Alan Page, 1967-78	108.5
5) Chris Doleman, 1985-93, '99	96.5
6) Doug Martin, 1980-89	60.5
7) Henry Thomas, 1987-94	56.0
8) Keith Millard, 1985-91	53.0
9) Kevin Williams, 2003-09	48.5

## WILLIAMS WRITES HISTORY

DT **Kevin Williams** currently has 4 career defensive touchdowns, which is tied for 1st for the most defensive touchdowns (INTs and FRs) in Vikings history. Williams needs one more to take over sole possession of the career record.

In 2007, Williams tied a team record for the most INTs in a season by a defensive lineman (2) and the team record for the most INTs in a career by a defensive lineman (4).

### Williams' NFL TDs

vs. Jacksonville, 11/28/04	77 fumble return
at Seattle, 10/22/06	0 fumble return
vs. Atlanta, 9/9/07	54 INT return
at San Francisco, 12/9/07	18 INT return

### Most Career Defensive Touchdowns (INT-FR) - Vikings

1t) Kevin Williams, 2003-09 (2-2)	4
1t) Orlando Thomas, 1995-01 (2-2)	4
1t) Dewayne Washington, 1994-97 (3-1)	4
1t) Joey Browner, 1983-91 (3-1)	4
1t) Bobby Bryant, 1968-80 (3-1)	4
1t) Paul Krause, 1968-79 (2-2)	4
1t) Ed Sharockman, 1962-72 (3-1)	4

### Most Career Interceptions By A Defensive Lineman - Vikings

1) Kevin Williams, 2003-09	4
2) Chris Doleman, 1987-93, 99	3
3t) 4 Players	2

### Most Single Season INTs By A Defensive Lineman - Vikings

1t) Kevin Williams, 2007	2
1t) Tim Newton, 1985	2

## WILLIAMS RANKS 5TH AMONG VIKINGS DTs

DT **Kevin Williams'** 48.5 career sacks puts him in 5th place among defensive tacklers in club history and 7th among all Vikings in the first 7 years with the team.

### Most QB Sacks Among DTs - Vikings

Player	Sacks
1) John Randle, 1990-00	114.0
2) Alan Page, 1967-78	108.5
3) Henry Thomas (1987-94)	56.0
4) Keith Millard, 1985-91	53.0
5) Kevin Williams, 2003-09	48.5

### Most QB Sacks First 7 Seasons - Vikings

Player	Sacks
1) John Randle, 1990-96	67.5
2) Chris Doleman, 1985-91	61.5
3) Alan Page, 1967-73	60.0
4) Jim Marshall, 1961-67	59.5
5) Carl Eller, 1964-70	58.0
6) Keith Millard, 1985-91	53.0
7) Kevin Williams, 2003-09	48.5

## EDWARDS HAS BREAKOUT YEAR



DE **Ray Edwards** enjoyed the best season of his career in 2009, as he notched **8.5 sacks**, 75 tackles (50 solo), 3 forced fumbles, 1 fumble recovery, 9 tackles for a loss, 3 passes defensed and 39 QB hurries. Edwards' 8.5 sacks were the 2nd-most on the Vikings squad.

Since joining the Vikings in 2006, Edwards has 21.5 sacks, including 13.5 in the last 2 years.

## THE OTHER HALF OF THE WILLIAMS WALL



According to NFL teams' media guides and coaches' film review, DT **Pat Williams** ranks 3rd among all interior linemen for the most tackles since 2002 with 596.

On the season, Williams had 62 tackles, 2.0 sacks, 8 TFLs, 4 QB hurries, 2 FF and 3 passes defensed.

### Most Tackles By Interior Linemen (2002-09)

Player, Team	Tackles
1) Ryan Pickett, GB	665
2) Kelly Gregg, BAL	661
3) Pat Williams, MIN	596
4) John Henderson, JAC	565
5) Marcus Stroud, BUF	541

## KENNEDY TIES CAREER HIGH



DT **Jimmy Kennedy** finished the regular season with 3.0 sacks, which **tied a career high for the 7th-year veteran.**

Kennedy, who joined the team in 2008, also recorded 29 tackles (18 solo), 4 TFL, 2 passes defensed and 7 QB hurries on the season. He now has 9.0 career sacks, including playoffs.

Kennedy is one of 8 former 1st-round picks on the Vikings roster.

# MINNESOTA VIKINGS

# VIKINGS DEFENSIVE TEAM NOTES



## MAN IN THE MIDDLE



After missing the majority of the 2008 season with a toe injury that required surgery, LB **E.J. Henderson** returned to his playmaking ways in 2009. Prior to his injury in Week 13, Henderson either led the team or tied for the team lead in tackles 8 times: 9 at Cleveland, 8 at Detroit, 11 vs. San Francisco, 11 vs. Green Bay, 12 vs. Baltimore, 8 at Pittsburgh, 9 vs. Detroit and 11 at Arizona. **He led the team with 100 total stops before he was injured**, but the injury against the Cardinals forced him to miss the remainder of the season.


Henderson also had 2.0 sacks on the year, giving him 12.5 for his career, which ranks 4th all-time among Vikings linebackers.

One of the Vikings captains in both 2008 and 2009, **Henderson** has led the team in tackles 3 times over the last 6 years (2004-125; 2006-142; 2007-155 (career-high)).

### Career Sacks by Vikings Linebackers

Player	Sacks
1) Matt Blair	23.0
2) Ed McDaniell	20.5
3) Fred McNeill	16.5
4) <b>E.J. Henderson</b>	<b>12.5</b>

## BEN'S THERE



Since joining the Vikings, LB **Ben Leber** has recovered 7 opponents' fumbles, a number that is tied for 10th among all players in the NFL from 2006-09. He finished 1st in the NFC and tied for 1st in the NFL with 4 fumble recoveries in 2008 when he had a career-high 6 combined takeaways (4 FR, 2 INT).

In his 4 years with the Vikings, Leber has accounted for 11 takeaways (7 FR, 4 INT).

### Opponents' Fumble Recoveries - 2006-2009 - NFL

Player	Opp. Fumble Recoveries
1) Antonio Smith	10
2) <b>Jared Allen</b>	<b>9</b>
2t) Adewale Ogunleye	9
2t) Jay Ratliff	8
5t) Raheem Brock	8
5t) Elvis Dumervil	8
5t) Bradie James	8
5t) Mark Roman	8
5t) DeMeco Ryans	8
10t) <b>Ben Leber</b>	<b>7</b>
10t) <b>Chad Greenway</b>	<b>7</b>
10t) 4 other players tied	7

### Vikings Single-Season Passes Defended By Linebackers

1t) <b>Ben Leber, 2008</b>	<b>12</b>
1t) Matt Blair, 1981	12
2t) Jack Del Rio, 1994	11

## LEBER HELPS STOP THE RUN

In his 8 accrued seasons in the NFL, LB **Ben Leber** has been a part of 4 defenses that ranked #1 against the run - San Diego in 2005 and Minnesota in 2006, 2007 and 2008.

### Leber's Teams Ranked As NFL's #1 Rushing Defense

Year	Team	Rush Yds.
2005	San Diego	1,349 (1st)
2006	<b>Minnesota</b>	<b>985 (1st)</b>
2007	<b>Minnesota</b>	<b>1,185 (1st)</b>
2008	<b>Minnesota</b>	<b>1,095 (1st)</b>

## LEBER/GREENWAY RANK AMONG VIKINGS BEST

LBs **Ben Leber** and **Chad Greenway**, 2 of the 3 NFL players from South Dakota, rank in the Vikings top 10 for single-season fumble recoveries, as they led the NFL in recoveries in both 2007 and 2008 (Greenway in '07 and Leber in '08), and in the top 5 for single season sacks among linebackers.

**Greenway finished tied for 2nd in the NFL with 3 FRs in 2009.**

### Vikings Single-Season Defensive Fumble Recoveries

Player	Opp. Fumble Recoveries
1) Don Hultz, 1963 (NFL Leader)	9
2) Alan Page, 1970 (NFL Leader)	7
3) Fred McNeill, 1978	6
4t) Chris Doleman, 1989	5
4t) Joey Browner, 1985	5
4t) Matt Blair, 1976	5
7t) <b>Ben Leber, 2008 (NFL Leader)</b>	<b>4</b>
7t) <b>Chad Greenway, 2007 (NFL Leader)</b>	<b>4</b>
7t) 9 other players	4

### Vikings Single-Season Sacks - Linebackers

Player	Sacks
1) Ed McDaniell, 1998	7.0
2t) Broderick Thomas, 1995	6.0
2t) Matt Blair, 1981	6.0
4) <b>Chad Greenway, 2008</b>	<b>5.5</b>
5t) <b>Ben Leber, 2007</b>	<b>5.0</b>
5t) Dwayne Rudd, 1997	5.0
5t) Matt Blair, 1978, 1983	5.0

## TAKEAWAY GREENWAY



At Detroit (9/20), Vikings LB **Chad Greenway** became just the 15th player in team history to notch a 3-takeaway game and only the 3rd LB (Jack Del Rio and Roy Winston) to accomplish the feat. Greenway intercepted 2 passes and recovered a fumble in the game, giving him his first career 2-interception game. He also recovered fumbles in Week 4 vs. the Packers and Week 14 vs. Cincinnati. His **3 FRs this season were tied for 3rd in the NFL.**

**Greenway now has 7 fumble recoveries for his career, which is tied for 2nd among all players from 2007-09 (missed 2006 to injury).**

### Vikings Most Interceptions in a Single Game - Linebackers

Player, Game	INTs
1t) Jack Del Rio, at Detroit, 12/5/93	3
1t) Roy Winston, at San Francisco, 10/25/64	3
3t) <b>Chad Greenway, at Detroit, 9/20/09</b>	<b>2</b>
3t) 8 other players	2

### Most Opponent Fumble Recoveries - 2009

Player, Team	FRs
1t) Jay Ratliff, DAL	4
1t) Osi Umenyiora, NYG	4
3t) <b>Jared Allen, MIN</b>	<b>3</b>
3t) <b>Chad Greenway, MIN</b>	<b>3</b>
3t) 8 other players tied	3
13t) <b>Heath Farwell, MIN</b>	<b>2</b>
13t) Many other players tied	2

### Most Opponent Fumble Recoveries - 2007-09

Player, Team	FRs
1) Antonio Smith	8
2t) <b>Chad Greenway</b>	<b>7</b>
2t) Mark Roman	7
2t) DeMeco Ryans	7

# VIKINGS DEFENSIVE TEAM NOTES



## GOOD HANDS GREENWAY

Vikings LB **Chad Greenway** posted a career high **3 INTs** this year, tied for the **2nd most** among all NFL linebackers. Prior to 2009, Greenway's 2 previous career INTs both came in his rookie 2007 season.

### 2009 Most Interceptions by a Linebacker - NFL

Player	INTs
1) Brian Cushing, HOU.....	4
<b>2t) Chad Greenway, MIN.....</b>	<b>3</b>
2t) 8 other players.....	3

## FUMBLES LEAD TO SCORES

The Vikings have scored 48 TDs off a fumble recovery since the 1970 NFL merger. That total ranks 1st during that time span.

### Fumble Recoveries for a Touchdown Since 1970 - NFL

Team	FR for TD
<b>1t) Minnesota .....</b>	<b>48</b>
1t) Atlanta .....	48

Since Head Coach **Brad Childress** took over in 2006, the Vikings have scored 8 times on fumble recoveries (7 defensive recoveries, 1 offensive recovery), which ranks 2nd in the NFL.

### Fumble Recoveries for a Touchdown 2006-2009 - NFL

Team	FR for TD
1) San Diego.....	9
<b>2t) Minnesota .....</b>	<b>8</b>
2t) Philadelphia.....	8
4) Houston.....	7

## RETURN TO SENDER

Under Head Coach **Brad Childress**, the Vikings have scored 23 times on returns (INT, FR, KR, PR and blocked FG), a number that is tied for 2nd in the league from 2006-09. The Vikings have scored 16 times on defense, returning 9 interceptions and 7 fumble recoveries for touchdowns. That also ranks 2nd over the past 3+ years. The other 7 scores came on 3 kickoff returns, 2 punt returns, a blocked field goal and an offensive fumble recovered for a TD.

### NFL Returns/Defensive Touchdowns 2006-2009

Team	TDs
1) Chicago.....	27
2) Green Bay.....	24
<b>3) Minnesota.....</b>	<b>23</b>
4) Arizona.....	21
5t) Baltimore.....	20
5t) New Orleans.....	20
5t) Philadelphia.....	20
5t) San Diego.....	20

### Most INT Returns For Touchdowns In A Single Game - NFL

1) 4 .....	Seattle.....	vs. Kansas City, 11/4/84
<b>2t) 3 .....</b>	<b>Minnesota .....</b>	<b>at NY Giants, 11/25/07</b>
2t) 3 .....	8 other times	

## FORCING FUMBLES

The Vikings led the league with **35 opponent fumbles on the season**. Thirteen of those fumbles were recovered by the Vikings, tied for the 6th-most in the NFL.

### 2009 Opponents Fumbles

Team	Opp. Fumbles
<b>1) Minnesota.....</b>	<b>35</b>
2) Denver.....	30

## POUNCING ON THE LOOSE BALL

The Vikings recovered 13 fumbles in 2009 (t-6th), bringing the total opponents' fumble recoveries since Head Coach **Brad Childress** took over in 2006 to **58**, which is the **3rd-most** in the NFL from 2006-09. Only Detroit (65) and Chicago (62) have more during that time.

### Opponents' Fumble Recoveries 2009 - NFL

Team	Opp. Fumble Recoveries
1t) Carolina.....	15
1t) Chicago.....	15
1t) San Francisco.....	15
4t) Detroit.....	14
4t) N.Y. Jets.....	14
<b>6t) Minnesota .....</b>	<b>13</b>
6t) Atlanta.....	13
6t) Denver.....	13
6t) Houston.....	13
4t) Kansas City.....	13
4t) New Orleans.....	13
4t) Philadelphia.....	13

### Opponents' Fumble Recoveries 2006-2009 - NFL

Team	Opp. Fumble Recoveries
1) Detroit.....	65
2) Chicago.....	62
<b>3) Minnesota.....</b>	<b>58</b>
4t) Arizona.....	53
4t) Carolina.....	53
4t) Kansas City.....	53

The Vikings currently boast 3 players in the top 9 individual fumble recovery leaders over the past 6 years in the NFL: DE **Jared Allen**, LB **Ben Leber** and DT **Kevin Williams**.

### Opponents' Fumble Recoveries 2004-2009 - NFL

Player	Opp. Fumble Recoveries
1) Osi Umenyiora.....	12
<b>2t) Jared Allen.....</b>	<b>11</b>
2t) Raheem Brock.....	11
2t) Adewale Ogunleye.....	11
2t) Jason Taylor.....	11
2t) Dewayne White.....	11
7t) Mark Roman.....	10
7t) Antonio Smith.....	10
<b>9t) Ben Leber.....</b>	<b>9</b>
<b>9t) Kevin Williams.....</b>	<b>9</b>
9t) Karlos Dansby.....	9
9t) Kalimba Edwards.....	9
9t) Robert Mathis.....	9
9t) Jay Ratliff.....	9

## ASHER ALLEN MAKES DEBUT



Rookie CB **Asher Allen**, who was selected in the 3rd round of the 2009 NFL Draft, saw his first playing time in Week 7 at Pittsburgh. In his debut, **Allen** **notched a 10-yard sack of QB Ben Roethlisberger** on 3rd-and-6 with just 3 minutes, 45 seconds remaining in the 4th quarter and the Vikings trailing by 3. Allen stripped the ball, which then rolled out of bounds. As a result, the Steelers were forced to punt and give the Vikings offense one final opportunity.


Allen notched his first career INT against Seattle in Week 11. On the season he started one game and finished with 23 tackles, 1.0 sack, 1 INT, 1 FF and 2 passes defended.

# MINNESOTA VIKINGS

# VIKINGS DEFENSIVE TEAM NOTES



## TAKEAWAY TOINE



A ballhawker who hits with authority, Vikings CB **Antoine Winfield** frequently finds himself around the ball. He currently ranks tied for 2nd for the most career return touchdowns as a Viking, as he has scored 4 in the past 3 seasons - 2 INT returns, one FR and one blocked FG return. He has scored a defensive touchdown for the Vikings in 3 of the past 4 seasons and has 3 of the Vikings 16 defensive TDs since 2006.

Winfield has **22 total takeaways as a Viking (15 INTs, 7 FRs), which ranks as the 6th-most in team history among cornerbacks** and 23rd overall.

In 2009, after signing a contract extension with the team in the off-season, Winfield finished with 58 tackles, 1.0 sack, 1 INT, 1 FF, 9 passes defended and 2 TFLs despite missing 6 games to injury. In his return vs. Cincinnati, he had 10 tackles (9 solo).

### Most Career Takeaways by a Cornerback - Vikings

Player	Takeaways	Games
1) Bobby Bryant.....	58 (51 INT, 7 FR)	160
2) Ed Sharockman.....	46 (40 INT, 6 FR)	141
3) Nate Wright.....	35 (31 INT, 4 FR)	126
4) Carl Lee.....	34 (29 INT, 5 FR)	169
5) John Turner.....	26 (22 INT, 4 FR)	103
<b>6) Antoine Winfield.....</b>	<b>22 (15 INT, 7 FR)</b>	<b>82</b>
7) Audray McMillian.....	21 (19 INT, 2 FR)	79

### Most Career Return Touchdowns (All Returns) - Vikings

Player	TDs
1) Ed Sharockman, CB.....	6 (3 INT, 2 BP, 1 FR)
<b>2t) Antoine Winfield, CB.....</b>	<b>4 (2 INT, 1 FR, 1BFG)</b>
<b>2t) Kevin Williams, DT.....</b>	<b>4 (2 INTs, 2 FRs)</b>
2t) 6 other players.....	4

## PICKS, PICKS, PICKS

The Vikings have returned **9 of their 59 INTs from 2006-09 for touchdowns, a total that is tied for 5th during that time.**

### Vikings Defensive Touchdowns - 2006-09

Game	Play
vs. Chicago, 9/24/06.....	Antoine Winfield 7 INT return - L
vs. Detroit, 10/8/06.....	Ben Leber FR in end zone - W
vs. Detroit, 10/8/06.....	E.J. Henderson 45 INT return
at Seattle, 10/22/06.....	Kevin Williams FR in end zone - W
at Green Bay, 12/21/06.....	Fred Smoot 47 INT return - L
vs. Atlanta, 9/9/07.....	Kevin Williams 54 INT return - W
vs. Atlanta, 9/9/07.....	Antoine Winfield 14 INT return
at Detroit, 9/16/07.....	Ray Edwards 9 FR return - L
at Dallas, 10/21/07.....	Cedric Griffin 28 FR return - L
at NY Giants, 11/25/07.....	Darren Sharper 20 INT return - W
at NY Giants, 11/25/07.....	Dwight Smith 93 INT return
at NY Giants, 11/25/07.....	Chad Greenway 37 INT return
at San Francisco, 12/9/07.....	Kevin Williams 18 INT return - W
vs. Carolina, 9/21/08.....	Antoine Winfield 19 FR return - W
at Jacksonville, 11/23/08.....	Napoleon Harris 27 FR return - W
at St. Louis, 10/11/09.....	Jared Allen 52 FR return - W

### Most Interceptions Returned for TDs - 2006-09

Team	INTs for TDs
1) Green Bay.....	14
2) Baltimore.....	13
3) Tennessee.....	11
4) Arizona.....	10
<b>5t) Minnesota.....</b>	<b>9</b>
5t) Buffalo.....	9
5t) N.Y. Giants.....	9
5t) Tampa Bay.....	9

## GRIFFIN TAKES IT AWAY



CB **Cedric Griffin** had 4 interceptions in 2009, which led the Vikings and tied as the 23rd-most in the NFL. Griffin also tallied 71 total tackles, 8 passes defended, 2 forced fumbles and 2 TFLs.

Prior to this season, Griffin had 3 interceptions in the regular season from 2006-08. In the 2008 Wild Card playoff game, he notched a pick off Eagles QB Donovan McNabb.

### 2009 NFL Interception Leaders

Player	INTs
1t) Jairus Byrd, BUF.....	9
1t) Asante Samuel, PHI.....	9
1t) Darren Sharper, NO.....	9
1t) Charles Woodson, GB.....	9
5t) Zackary Bowman, CHI.....	6
5t) Nick Collins, GB.....	6
5t) Brent Grimes, ATL.....	6
5t) Leon Hall, CIN.....	6
5t) Johnathan Joseph, CIN.....	6
5t) Darrelle Revis, NYJ.....	6
5t) Dominique Rodgers-Cromartie.....	6
12t) 11 players tied.....	5
<b>23t) Cedric Griffin, MIN.....</b>	<b>4</b>
23t) Many other players tied.....	4

### Griffin's Career INTs

Game	QB	INTs
at Seattle, 10/22/06.....	Seneca Wallace.....	1 (0)
at Detroit, 12/10/06.....	Jon Kitna.....	1 (4)
at Arizona, 12/14/08.....	Kurt Warner.....	1 (-2)
vs. Philadelphia, 1/4/09*.....	Donovan McNabb.....	1 (0)
at Cleveland, 9/13/09.....	Brady Quinn.....	1 (0)
vs. San Francisco, 9/27/09.....	Shaun Hill.....	1 (0)
vs. Chicago, 11/29/09.....	Jay Cutler.....	1 (0)
at Chicago, 12/28/09.....	Jay Cutler.....	1 (-2)

\* Playoffs

## WINFIELD AND GRIFFIN LIGHT OPPONENTS UP

CBs **Antoine Winfield** and **Cedric Griffin** have earned reputations across the league as hitters with the Vikings. Both players already rank among the Vikings all-time leaders in forced fumbles from the defensive backfield. They're also a major reason the Vikings defense led the NFL in rushing defense in 3 straight seasons from 2006-08.

### Most Career Forced Fumbles by a Defensive Back - Vikings

Player, Seasons	FFs
1) Joey Browner, 1983-91.....	18
<b>2) Cedric Griffin, 2006-09.....</b>	<b>10</b>
<b>3) Antoine Winfield, 2004-09.....</b>	<b>9</b>
4) Orlando Thomas, 1995-2001.....	8

### Most Tackles by a Cornerback in a Single Season - Vikings

Player, Season	Tackles
1) Willie Teal, 1983.....	107
2) Rufus Bess, 1984.....	104
3t) Carl Lee, 1984.....	100
<b>3t) Antoine Winfield, 2005.....</b>	<b>100</b>
<b>3t) Cedric Griffin, 2008.....</b>	<b>100</b>

# MINNESOTA VIKINGS



## MR. AUTOMATIC



**K Ryan Longwell finished the regular season 2nd in the NFL with a 92.9 FG percentage (tops among kickers with at least 20 attempts), as he connected on 26 of his 28 attempts.** Longwell made 16 consecutive FGs, a career-high and the 4th-longest streak in team history, before missing at Carolina (12/20).

One of the most accurate kickers in the NFL since entering the league as an unheralded rookie free agent in 1997, **Longwell has made 72-of-75 (96.0%) field goals from inside 45**

**yards since joining the Vikings in 2006.** Two of his 3 misses from inside 45 have been blocked.

Longwell owns the team record for the most consecutive FGs made under 40 yards with 34.

### 2009 Field Goal Percentage

Player	% (FGM-FGA)
1) Neil Rackers, ARI	94.1 (16-17)
<b>2) Ryan Longwell, MIN</b>	<b>92.9 (26-28)</b>

### 2009 Field Goals Made

Player	FGs Made
1t) David Akers, PHI	32
1t) Nate Kaeding, SD	32
3t) Jay Feely, NJY	30
3t) Matt Prater, DEN	30
5) Rian Lindell, BUF	28
6t) Rob Bironas, TEN	27
6t) Mason Crosby, GB	27
6t) Jeff Reed, PIT	27
6t) Lawrence Tynes, NYG	27
<b>10t) Ryan Longwell, MIN</b>	<b>26</b>
10t) Stephen Gostkowski, NE	26
10t) Sebastian Janikowski, OAK	26

### Highest Career FG Made % (100+ FG Made) - NFL

Player	%
1) Nate Kaeding	87.2
2) Mike Vanderjagt	86.5
3) Robbie Gould	85.9
4) Shayne Graham	85.2
5) Stephen Gostkowski	85.1
6) Rob Bironas	84.5
7) Matt Stover	83.7
8) Phil Dawson	83.3
9) Jeff Reed	83.3
<b>10) Ryan Longwell</b>	<b>83.0</b>

## 300 CAREER FIELD GOALS

With his 2 field goals at Detroit (9/20), **Longwell became just the 21st player in NFL history to reach 300 made field goals.**

### NFL Career FGs Made (Regular Season)

1) Morten Anderson	565
2) Gary Anderson	538
3) John Carney	473
4) Matt Stover	471
5) Jason Elam	436
6) Jason Hanson	427
7) John Kasay	408
8) Nick Lowery	383
9) Jan Stenerud	373
10) Norm Johnson	366
11) Eddie Murray	352
12) Al Del Greco	347
13) Adam Vinatieri	338
14) Steve Christie	336
15) George Blanda	335
<b>16) Ryan Longwell</b>	<b>322</b>

## LONGWELL RANKS 15TH IN ALL-TIME SCORING

Longwell currently ranks 15th in NFL history with 1,502 career points. Since entering the league in 1997, Longwell ranks 2nd in total scoring, just two points behind kicker Jason Elam (1,504).

### All-Time NFL Scoring Leaders

Player/Seasons	Points
1) Morten Anderson, 1982-2007 (25)	2,544
2) Gary Anderson, 1982-2004 (23)	2,434
3) John Carney, 1988-2009 (22)	2,044
4) Matt Stover, 1991-2009 (19)	2,004
5) George Blanda, 1949-1975 (26)	2,002
6) Jason Elam, 1993-2009 (17)	1,983
7) Jason Hanson, 1992-2009 (18)	1,835
8) Norm Johnson, 1982-1999 (18)	1,736
9) John Kasay, 1991-2009 (18)	1,731
10) Nick Lowery, 1978-1996 (18)	1,711
11) Jan Stenerud, 1967-1985 (19)	1,699
12) Eddie Murray, 1980-2000 (19)	1,594
13) Al Del Greco, 1984-2000 (17)	1,584
14) Adam Vinatieri, 1996-2009 (14)	1,528
<b>15) Ryan Longwell, 1997-2009 (13)</b>	<b>1,502</b>

### NFL Scoring 1997-2009

Player	Points
1) Jason Elam	1,504
<b>2) Ryan Longwell</b>	<b>1,502</b>

## LONGWELL ETCHES NAME IN VIKINGS BOOKS

Longwell currently ranks **8th in Vikings history for the most points scored with his 448 since joining the team in 2006.**

### Most Career Points - Vikings

Player	Points
1) Fred Cox, 1963-77	1,365
2) Cris Carter, 1990-01	670
3) Fuad Reveiz, 1990-95	598
4) Randy Moss, 1998-04	552
5) Gary Anderson, 1998-02	542
6) Bill Brown, 1962-74	456
7) Chuck Foreman, 1973-79	450
<b>8) Ryan Longwell, 2006-09</b>	<b>448</b>

## NEAR THE TOP IN 2009

Longwell finished the 2009 regular season **ranked 3rd in the NFL with 132 points**, a career high and the 2nd-most points in team history.

### 2009 Leading Scorers - All Players

Player	Points
1) Nate Kaeding, SD	146
2) David Akers, PHI	139
<b>3) Ryan Longwell, MIN</b>	<b>132</b>

### Most Single-Season Points - Vikings

Player	Points
1) Gary Anderson, 1998	164
<b>2t) Ryan Longwell, 2009</b>	<b>132</b>
2t) Fuad Reveiz, 1994/Chuck Foreman, 1975	132

## CONSECUTIVE FIELD GOALS MADE

Prior to his miss at Carolina (12/20), **Longwell had made 16 consecutive FGs**, the 4th-longest streak in Vikings history.

### Most Consecutive FGs Made - Vikings

Player	Consecutive FGs
1) Gary Anderson, 9/6/98-12/26/98	35
2) Fuad Reveiz, 10/10/94-9/17/95	31
3) Fuad Reveiz, 11/18/90-10/20/91	19
<b>4) Ryan Longwell, 10/11/09-12/13/09</b>	<b>16</b>

# VIKINGS SPECIAL TEAMS NOTES



## FROM 50 AND BEYOND

K **Ryan Longwell** has connected on 22 field goals from 50+ yards during his career. His 6 FGs of 50+ yards in 2008 is a team record for a single season and was tied for 2nd in the NFL that year. With his 2 50-yarders this season, Longwell has **moved into first place for the most career 50-yard FGs in Vikings history with 9, and he is 8-of-8 on his last 8 50+ yard attempts.**

### Most Career 50-Yard FGs - Vikings

Player, Seasons	50-Yard FGs
1) <b>Ryan Longwell, 2006-09</b> .....	9
2) Fuad Reveiz, 1990-95.....	8
3t) Jan Stenerud, 1984-85.....	3
3t) Chuck Nelson, 1986-88.....	3
3t) Paul Edinger, 2005.....	3

### Longwell's 50+ Yard Field Goals - Career

Date	FG	Final
9/2/97, at Detroit.....	50	W 20-10
10/17/99, at Denver.....	50	L 10-31
10/8/00, at Detroit.....	51	L 24-31
10/29/00, at Miami.....	51	L 20-28
11/12/00, at Tampa Bay.....	52	L 15-20
12/16/01, at Tennessee.....	54	L 20-26
10/5/03, vs. Kansas City.....	50	L 34-40
10/11/04, at Tennessee.....	53	L 27-48
10/17/04, at Detroit.....	50	W 38-10
9/11/05, at Detroit.....	50	L 3-17
10/23/05, at Minnesota.....	53	L 20-23
11/13/05, at Atlanta.....	53	W 33-25
11/13/05, at Atlanta.....	51	W 33-25
10/14/07, at Chicago.....	55	W 34-31
9/14/08, vs. Indianapolis.....	53	L 15-18
10/6/08, at New Orleans.....	53	W 30-27
11/9/08, vs. Green Bay.....	54	W 28-27
11/23/08, at Jacksonville.....	54	W 30-12
12/7/08, at Detroit.....	50	W 20-16
12/28/08, vs. N.Y. Giants.....	50	W 20-19
9/27/09, vs. San Francisco.....	52	W 27-24
11/29/09, vs. Chicago.....	52	W 36-10

## WHEN THE GAME IS ON THE LINE

Since joining the Vikings, Longwell has connected on 7 game-winning FGs, tied for the 2nd-most in a Vikings career.

### Most Career Game-Winning FGs - Vikings

Player, Years	Game-Winning FGs
1) Fred Cox, 1963-77.....	9
2t) <b>Ryan Longwell, 2006-09</b> .....	7
2t) Fuad Reveiz, 1990-95.....	7

### Longwell's Game Winners

Date	Game	FG	Time	Final
12/27/98.....	at Detroit.....	50	9:49	16-13
9/17/00.....	Philadelphia.....	38	0:03	6-3
10/15/00.....	San Francisco.....	35	0:54	31-28
12/24/00.....	Tampa Bay.....	22	6:31 OT	17-14
11/14/04.....	Minnesota.....	33	0:00	34-31
11/21/04.....	@ Houston.....	46	0:00	16-13
12/12/04.....	Detroit.....	23	0:02	16-13
12/24/04.....	@ Minnesota.....	29	0:00	34-31
12/11/05.....	Detroit.....	28	5:17 OT	16-13
9/11/06.....	@ Washington.....	31	1:00	19-16
9/17/06.....	Carolina.....	19	7:25 OT	16-13
10/14/07.....	@ Chicago.....	55	0:00	34-31
10/6/08.....	@ New Orleans.....	30	0:13	30-27
10/12/08.....	vs. Detroit.....	38	0:09	12-10
12/28/08.....	vs. N.Y. Giants.....	50	0:00	20-19
10/18/09.....	vs. Baltimore.....	31	1:56	33-31

## PINNING THEM DEEP



Vikings 5th-year P **Chris Kluwe**, who originally joined the team after being released by Seattle in 2005, finished the regular season ranked 15th in the NFL with a 43.9 gross punting average. He **left opponents inside the 20-yard line 24 times this season.**

Since entering the league in 2005, Kluwe has left opponents inside the 20-yard line 126 times, which is the 8th-most during that time span and ranks 2nd in Vikings annals. In 2007, he left opponents inside the 20 a team-record 34 times, which ranked 3rd in the NFL.

**Kluwe now owns several Vikings records, including the highest single-season gross punting average (47.6), most punts of 50+ yards in a single season (33), and most 50-yard punts in a single game (6-at Tennessee, 9/28/08).**

### Vikings Single Season Gross Punting Average

Player	GPA
1) <b>Chris Kluwe, 2008</b> .....	47.6
2) Bobby Walden, 1964.....	46.4

### Vikings Single Game Gross Punting Average

Player	GPA
1) <b>Chris Kluwe, at Det., 9/16/07</b> .....	57.5 (4 punts - 230 yards)
2) Mitch Berger, vs. Cin., 11/15/98.....	55.8 (4 punts - 223 yards)
3) <b>Chris Kluwe, vs. TB, 9/11/05</b> .....	54.3 (4 punts - 217 yards)
4t) <b>Chris Kluwe at Ten, 9/28/08</b> .....	54.0 (6 punts - 324 yards)
4t) Harry Newsome vs. Phx, 10/13/91.....	54.0 (5 punts - 270 yards)

### Most 50+ Yard Punts In A Single Season

Player	50+Yard Punts
1) <b>Chris Kluwe, 2008</b> .....	33
2) <b>Chris Kluwe, 2007</b> .....	29
3t) <b>Chris Kluwe, 2006</b> .....	22
3t) Mitch Berger, 2000.....	22

## OVER 100 INSIDE 20

P **Chris Kluwe** has pinned opponents inside their own 20-yard line 126 times since he entered the league in 2005. That total is the 2nd-most in Vikings history and the 8th-most in the NFL in that time.

### Vikings Career Punts Inside 20-Yard Line

Player	Punts Inside 20
1) Greg Coleman (1978-87).....	154
2) <b>Chris Kluwe (2005-09)</b> .....	126

### Most Punts Inside 20 - 2005-2009 - NFL

Player	Punts Inside 20
1) Dustin Colquitt.....	145
2) Brad Maynard.....	141
3) Mike Scifres.....	138
4t) Shane Lechler.....	133
4t) Brian Moorman.....	133
6) Donnie Jones.....	131
7) Jason Baker.....	128
8) <b>Chris Kluwe</b> .....	126

## GIVING IT THE BOOT

P **Chris Kluwe** ranks 1st in team history for punts of 50+ yards, as he now has 124 punts that have gone over 50 yards since 2005.

### Vikings Career Punts of 50+ Yards

Player	50+ Yard Punts
1) <b>Chris Kluwe (2005-09)</b> .....	124
2) Greg Coleman (1978-87).....	99
3) Mitch Berger (1996-01).....	96

# VIKINGS SPECIAL TEAMS NOTES



## KLUWE IN THE TOP 10

Since being cut by the Seahawks as a rookie in 2005, P **Chris Kluwe** has gone on to punt 391 times for the Vikings. He is tied for 8th in the NFL with a 44.4-yard punting average over the last 5 years.

### Gross Punting Average 2005-2009 - NFL

Player	Gross Avg.
1) Shane Lechler .....	48.5
2) Donnie Jones .....	46.0
3) Mat McBriar .....	45.7
4) Andy Lee .....	45.6
5) Jon Ryan .....	45.3
6t) Brandon Fields .....	44.5
6t) Mike Scifres .....	44.5
<b>8t) Chris Kluwe .....</b>	<b>44.4</b>
8t) 4 other players tied .....	44.4

### Most Punts 2005-2009 - NFL

Player	Punts
1) Andy Lee .....	458
2) Brad Maynard .....	434
3) Donnie Jones .....	423
4) Shane Lechler .....	418
5) Jason Baker .....	409
6) Dustin Colquitt .....	397
7) Brian Moorman .....	392
<b>8) Chris Kluwe .....</b>	<b>391</b>

## HARVIN RETURNS KICKS



Rookie WR/KR **Percy Harvin** showed his versatility this season, **earning a spot on the NFC Pro Bowl squad** after finishing the regular season **ranked 4th among all players with a 27.5-yard kickoff return average**. Harvin, who never returned kicks in college, brought back 42 kickoffs for 1,156 yards, including a league-high **2 for TDs, setting a Vikings season and career record**.

Harvin's first TD return came in Week 3 vs. San Francisco (9/27). The 101-yard return is tied for the 2nd-longest in team history, and his 180 return yards in the game rank as the 2nd-most by a rookie in team history. Harvin's 27.5 avg. is the 2nd-highest in team history for a single season.

### 2009 Kickoff Return Leaders

Player	KR Average
1) Clifton Smith, TB .....	29.1
2) Johnny Knox, CHI .....	29.0
3) Joshua Cribbs, CLE .....	27.5
<b>4) Percy Harvin, MIN .....</b>	<b>27.5</b>
5) Courtney Roby, NO .....	27.5

### Highest Single Season Kickoff Return Average - Vikings

Player, Year	Avg.
1) Aundrae Allison, 2007 .....	28.7
<b>2) Percy Harvin, 2009 .....</b>	<b>27.5</b>

### Highest Kickoff Return Average in a Single Game - Vikings

Player, Game	Avg.
1) Aundrae Allison, vs. Detroit, 12/2/07 .....	47.7
<b>2) Percy Harvin, vs. San Francisco, 9/27/09 .....</b>	<b>45.0</b>

### Most Kickoff Return Yards in a Single Season - Vikings Rookies

Player, Year	Yards
1) Buster Rhymes, 1985 .....	1,345
<b>2) Percy Harvin, 2009 .....</b>	<b>1,156</b>

### Most Kickoff Return Yards in a Single Game - Vikings Rookies

Player, Game	Yards
1) Buster Rhymes, vs. Chicago, 9/19/85 .....	182
<b>2) Percy Harvin, vs. San Francisco, 9/27/09 .....</b>	<b>180</b>

## HARVIN SETS COMBINED YARDS RECORD

WR/KR **Percy Harvin** established the Vikings record for the most combined yards with **2,081 (1,156 kickoff returns, 790 receiving, 135 rushing) in 2009**. The dynamic Harvin surpassed Herschel Walker's 2,051 yards in 1990 and Adrian Peterson's 2007 total of 2,021 yards with an 81-yard effort in the regular season finale vs. the New York Giants.

### Most Combined Yards - Vikings

Player, Year	Combined Yards
<b>1) Percy Harvin, 2009 .....</b>	<b>2,081</b>
2) Herschel Walker, 1990 .....	2,051

### Most Combined Yards - Vikings Rookies

Player, Year	Combined Yards
<b>1) Percy Harvin, 2009 .....</b>	<b>2,081</b>
2) Adrian Peterson, 2007 .....	2,021

## RECORD-SETTING HARVIN

WR/KR **Percy Harvin** became the first player in Vikings history to return 2 kickoffs for touchdowns in both a single season and a career when he brought back his 2nd of the season, an 88-yarder at Pittsburgh.

### Most Career Kickoff Returns for TDs in Vikings History

Player	KR for TD
<b>1) Percy Harvin .....</b>	<b>2</b>
2t) 11 players tied .....	1

### Longest Kickoff Returns in Vikings History

Player, Game	Return
1) Aundrae Allison, vs. Detroit, 12/2/07 .....	104t
2t) Lance Rentzel, vs. Baltimore, 11/14/65 .....	101t
<b>2t) Percy Harvin, vs. San Francisco, 9/27/09 .....</b>	<b>101t</b>
4) Eddie Payton, vs. Oakland, 9/14/81 .....	99t
5) Clinton Jones, vs. N.Y. Giants, 11/5/67 .....	96t
6) Herschel Walker, vs. Philadelphia, 11/19/89 .....	93t
7) Dave Osborn, vs. Los Angeles, 10/3/65 .....	92
<b>8t) Percy Harvin, vs. Pittsburgh, 10/25/09 .....</b>	<b>88t</b>
8t) Buster Rhymes, vs. Philadelphia, 12/22/85 .....	88
8t) David Palmer, vs. Pittsburgh, 12/13/98 .....	88t

Harvin is only the **4th player in team history to have 3 50-yard kickoff returns in a single season**.

### Most Kickoff Returns of 50+ Yards in a Single Season - Vikings

Player, Year	50+ Yard KR
<b>1t) Percy Harvin, 2009 .....</b>	<b>3</b>
1t) Adrian Peterson, 2007 .....	3
1t) Koren Robinson, 2005 .....	3
1t) Buster Rhymes, 1985 .....	3

With his 175 yards in kickoff returns at Green Bay in Week 8, **Harvin became the first rookie in team history to have 3 games in a season with 150+ kickoff return yards**. Below is a look at the best games in Vikings history in terms of kickoff return yards by a rookie.

### Most Kickoff Return Yards in a Single Game - Vikings Rookies

Player, Game	KR Yards
1) Buster Rhymes, vs. Chicago, 9/19/85 .....	182
<b>2) Percy Harvin, vs. San Francisco, 9/27/09 .....</b>	<b>180</b>
3t) Troy Walters, vs. Green Bay, 12/17/00 .....	177
3t) Bob Grim, vs. St. Louis, 10/8/67 .....	177
<b>5) Percy Harvin, vs. Green Bay, 11/1/09 .....</b>	<b>175</b>
<b>6) Percy Harvin, at Pittsburgh, 10/25/09 .....</b>	<b>167</b>

Harvin also became the first player in team history to have 3 games in a career with 150+ kickoff return yards.


### Most Career Games with 150+ Kickoff Return Yards - Vikings

Player, Years	Games
<b>1) Percy Harvin, 2009 .....</b>	<b>3</b>
2t) 5 times .....	2

# VIKINGS SPECIAL TEAMS NOTES



## FARWELL RETURNS TO SPECIAL TEAMS



After missing the entire 2008 season with a knee injury, special teams standout LB **Heath Farwell** re-signed with the team in the 2009 offseason and showed the Vikings they made the right decision, **as the 1st-time Pro Bowler finished the regular season tied for the team lead with 24 special teams tackles.** Farwell also recovered 2 fumbles on the season, tied for the 13th-most among all NFL players.

Farwell was selected by teammates as the Special Teams Player of the Year in 2006 and 2007. He **set a Vikings record with 7 special teams tackles at the N.Y. Giants (11/25/07)** and has 91 special teams tackles since joining the team in 2005. He led the team in 2007 and 2008 with 25 and 32 special team stops, respectively.

### Most Opponent Fumble Recoveries - 2009

Player, Team	FRs
1t) Jay Ratliff, DAL.....	4
1) Osi Umenyiora, NYG.....	4
<b>3t) Jared Allen, MIN.....</b>	<b>3</b>
<b>3t) Chad Greenway, MIN.....</b>	<b>3</b>
3t) 8 other players tied.....	3
<b>13t) Heath Farwell, MIN.....</b>	<b>2</b>
13t) Many other players tied.....	2

### Most Career Onside Kick Recoveries - Vikings

Player	Recoveries
<b>1t) Heath Farwell.....</b>	<b>2</b>
1t) Terry LeCount.....	2


### Most Special Teams Tackles in a Single Season - Vikings

Player, Season	Tackles
1) Joey Browner, 1989.....	38
2) Nate Allen, 1977.....	35
<b>3t) Heath Farwell, 2007.....</b>	<b>32</b>
3t) Harold Morrow, 1997.....	32

### Most Special Teams Tackles in a Single Game - Vikings

Player, Game	Tackles
<b>1) Heath Farwell, at N.Y. Giants, 11/25/07.....</b>	<b>7</b>
2) Wymon Henderson, vs. Detroit, 11/6/88.....	6

## FROM THE CFL TO THE NFL



Vikings LB **Kenny Onatolu** joined the Vikings in the 2009 offseason after spending 2007 and 2008 with the CFL's Edmonton Eskimos, the team where Hall of Fame QB Warren Moon began his pro football career before moving to the NFL. With the Eskimos, Onatolu finished 3rd in 2008 with 60 tackles, 4th with 3.0 sacks and tied for 1st in tackles for a loss with 4.

In Onatolu's first NFL season, he had an immediate impact on the Vikings as he **finished the regular season tied for team-high honors with 24 special teams tackles.**

## "KICKING OFF" THE DRIVE

The Vikings kickoff return team gave the offensive unit a boost in 2009 by **bringing the ball back to an average starting position at the 31.2 yard line, the 2nd-best in the NFL.** The Vikings returned 4 kickoffs past the 50-yard line, tied for the 4th-most of any team in the league.

### Average Starting Field Position After Kickoffs

Team	Starting Line
1) Chicago.....	31.6
<b>2) Minnesota.....</b>	<b>31.2</b>

### Offensive Drives Starting Across the 50-Yard Line Following Kickoff

Team	Across 50-Yard Line
1) Chicago.....	7
2) Cleveland.....	6
3) Detroit.....	5
<b>4t) Minnesota.....</b>	<b>4</b>
4t) Baltimore/Kansas City/San Diego.....	4

## REYNAUD AND JOHNSON PROVIDE SPARK



WR **Darius Reynaud** returned 30 punts for 308 yards in 2009, with a long of 36 yards at Cleveland (9/13), which was a team record for the longest punt return on opening day. **His 10.3 average ranked tied for the 9th-best in the NFL and tied for the 6th-highest in team history.**

In 2008, Reynaud posted the Vikings' 2 longest kickoff returns - 49 vs. Chicago, 11/30/08 and 43 at Detroit, 12/7/08.

### 2009 Punt Return Average

Player, Team	PR Avg.
1) DeSean Jackson, PHI.....	15.2
2) Wes Welker, NE.....	12.5
3) Patrick Crayton, DAL.....	12.1
4t) Joshua Cribbs, CLE.....	11.9
4t) Quan Cosby, CIN.....	11.9
4t) Danny Amendola, STL.....	11.9
7) Eddie Royal, DEN.....	11.2
8) Jacoby Jones, HOU.....	10.9
<b>9t) Darius Reynaud, MIN.....</b>	<b>10.3</b>
<b>9t) Jerricho Cotchery, NJY.....</b>	<b>10.3</b>

### Highest Punt Return Average in a Single Season - Vikings

Player, Year	PR Avg.
1) David Palmer, 1995 (NFL leader).....	13.2
2) David Palmer, 1997 (NFC leader).....	13.1
3) Leo Lewis, 1987.....	12.5
4) Mewelde Moore, 2005.....	11.7
5) Bill Butler, 1963.....	10.5
<b>6t) Darius Reynaud, 2009.....</b>	<b>10.3</b>
6t) David Palmer, 1998.....	10.3





# VIKINGS 2009 LEADERS IN THE NFL



## Where Vikings Ranked among the NFC leaders (TOP 10)

	Week 1	2	3	4	5	6	7	8	9	10	11	12	13	14	15	16	17
Allen, Sacks (14.5)	NR	NR	3T	1	1	1	1	1	1	1	1	1	1	1	1	1	1
Allen, Fumble Recoveries (3)	NR	NR	NR	NR	1T	1T	1T	2T	2T	3T	5T	5T	5T	6T	7T	8T	3T
Edwards, Sacks (8.5)	NR	NR	NR	NR	NR	NR	NR	NR	NR	9T	9T	9	10T	10T	NR	9	9
Farwell, Fumble Recoveries (2)	NR	NR	NR	NR	NR	NR	NR	NR	NR	NR	NR	5T	5T	6T	7T	8T	9T
Favre, QB Rating (107.2)	5	2	5	2	3	2	3	3	2	1	1	2	2	2	2	2	2
Favre, TD passes (33)	6T	5T	3T	2T	2T	2	2T	1T	2T	3T	2	2	2	2	3	2T	2
Favre, Passing Yards (4,202)	NR	NR	NR	9	6	5	3	3	7	6	6	4	4	4	5	4	4
Greenway, Fumble Recoveries (3)	NR	3T	3T	1T	1T	1T	1T	2T	2T	3T	5T	5T	5T	2T	2T	2T	3T
Harvin, Kickoff Return Avg. (27.5)	2	2	1	2	2	3	1	1	1	1	1	1	3	2	3	4	3
Kluwe, Punting Avg. (43.9)	NR	NR	NR	NR	NR	10	10	9	9	8	8	9	6	7	5	7	7
Kluwe, Net Punting Avg. (37.8)	NR	NR	NR	NR	NR	8	8	7	7	5	6	6	7	7	6	7	7
Longwell, Scoring (132)	6T	5	3	3	3	2	2	2	4	3	3	3	3T	3	3	4	2
Peterson, Rushing Yards (1,383)	1	1	1	1	1	1	1	1T	1T	1	2	2	2	2	2	2	2
Peterson, Total Yards Scrimm. (1,819)	1	1	1	1	1T	1	1	1	1	2	2	2	2	2	2	1	1
Peterson, Rushing TDs (18)	1	1	1	1	1	1	1	1	2	1	1	1	1	1	1	1	1
Peterson, Scoring, Non-kickers (108)	1	1T	1T	1	1	1	1	1	2	1	1	1	1	1	1	1	1
Peterson, Scoring (108)	1	2T	7T	4T	2	4T	7	7	9T	7T	9	8T	NR	7T	5T	5	5
Reynaud, Punt Return Avg. (10.3)	3	3	2	2	2	NR	NR	NR	NR	NR	3	3	3	3	3	4	4
Rice, Receiving Yards (1,312)	NR	NR	NR	NR	NR	2	2	2	6	1	1	1	1	1	1	2	2
Rice, Receptions (83)	NR	NR	NR	NR	NR	NR	3T	5T	NR	NR	NR	6T	6T	6T	7T	7	6T
Rice, Total Yards Scrimm. (1,312)	NR	NR	NR	NR	NR	NR	7	10	NR	7	7	7	7	8	10	9	8
Rice, Receiving TDS (8)	NR	NR	NR	NR	NR	NR	NR	NR	NR	NR	NR	NR	NR	NR	NR	NR	9T
Shiancoe, Receiving TDS (11)	NR	NR	NR	4T	4T	1T	2T	2T	4T	4T	3T	3T	3T	4T	4T	4T	3T
Shiancoe, Scoring, Non-kickers (66)	NR	NR	NR	NR	NR	3T	4T	4T	7T	8T	7T	6T	5T	8T	8T	7T	6T

## Where Vikings Ranked among the NFL leaders (TOP 10)

	Week 1	2	3	4	5	6	7	8	9	10	11	12	13	14	15	16	17
Allen, Sacks (14.5)	NR	NR	7T	3	3	3	4	1	1T	2	2	2	2	2	2	2T	2
Allen, Fumble Recoveries (3)	NR	NR	NR	NR	2T	2T	2T	3T	3T	5T	7T	8T	9T	10T	NR	NR	3T
Favre, QB Rating (107.2)	10	3	8	3	4	3	6	4	2	1	1	2	2	2	2	3	2
Favre, TD passes (33)	10T	8T	6T	3T	4T	3T	6T	1T	3T	5T	2T	2T	2	3	4	3T	2T
Favre, Passing Yards (4,202)	NR	NR	NR	NR	NR	NR	8	8	NR	NR	NR	8	8	9	10	9	9
Greenway, Fumble Recoveries (3)	NR	3T	4T	1T	2T	2T	2T	3T	3T	5T	7T	8T	9T	2T	2T	2T	3T
Harvin, Kickoff Return Avg. (27.5)	3	3	1	2	2	4T	1	2	2	1	2	1	3	2	3	5	4
Longwell, Scoring (132)	9T	8T	6	6	5	2T	2T	2	5T	4	5	5	4T	4	4	5	3
Peterson, Rushing Yards (1,383)	1	1	1	2	2	1	2	2T	3T	2	3	3	3	3	4	3	5
Peterson, Total Yards Scrimm. (1,819)	1	3	3	3	4T	3	1	1	3	3	4	4	4	4	4	3	3
Peterson, Rushing TDs (18)	1	1	2T	1T	1	2	1T	2	3	2	2	2	2	1T	1T	1	1
Peterson, Scoring, Non-kickers (108)	1	1T	2T	2T	1T	2T	1T	2	3	2	2	2	2T	1T	2	1	1
Reynaud, Punt Return Avg. (10.3)	3	3	2	3	2	NR	NR	NR	NR	NR	5	5	8	6	5	8	9
Rice, Receiving Yards (1,312)	NR	NR	NR	NR	NR	NR	7	6	NR	4	4	3	4	5	5T	6	4
Shiancoe, Receiving TDs (11)	NR	NR	NR	4T	7T	1T	2T	2T	5T	7T	5T	4T	3T	4T	8T	5T	4T

## Where Vikings Ranked Offensively and Defensively (NFC)

	Week 1	2	3	4	5	6	7	8	9	10	11	12	13	14	15	16	17
Overall Offense	7	13	8	9	9	6	5	5	5	4	5	3	3	4	5	5	3
Rushing Offense	1	2	3	4	4	5	5	5	7	6	5	4	5	5	5	5	4
Passing Offense	14	16	14	12	10	9	6	6	8	7	6	4	5	7	7	7	4
Points Scored	3T	3	3	3	3	2	2	2	2	2	2	2	2	2	3	4	2
Overall Defense	8	1	2	5	7	11	11	10	9	7	6	4	4	2	3	3	2
Rushing Defense	9	5	4	4	5	5	4	2	3	3	1	1	1	2	2	2	2
Passing Defense	6	4	3	6	8	12	10	12	11	11	10	9	10	7	8	8	8
Points Allowed	7T	5	8	8	6	12	10	10	8T	5T	3	2	3T	3T	2T	6	5
Turnover Ratio	4T	2T	3T	3T	1	2T	4	4	4	4	4	4	4	4	4	5T	5T

## Where Vikings Ranked Offensively and Defensively (NFL)

	Week 1	2	3	4	5	6	7	8	9	10	11	12	13	14	15	16	17
Overall Offense	15	27	18	19	19	13	12	10	11	7	8	5	5	6	9	8	5
Rushing Offense	1	2	7	10	11	9	12	12	10	10	10	9	11	11	13	13	13
Passing Offense	30	32	26	21	17	17	13	12	14	12	10	7	9	11	12	12	8
Points Scored	4T	4	4	4	3	2	3	2	2	2	2	2	2	2	3	5	2
Overall Defense	11	4	4	11	14	18	17	19	18	15	12	8	8	6	8	9	6
Rushing Defense	19	15	12	9	10	9	10	7	6	6	3	2	3	4	4	4	2
Passing Defense	10	5	4	12	18	24	20	23	21	23	21	19	21	16	16	20	19
Points Allowed	15T	8	4	15T	9T	18	17	19	17T	12T	10	8	10T	9T	8T	14	10
Turnover Ratio	4T	2T	4T	4T	1	2T	5T	7	6T	6T	5T	5T	7	5T	9	10T	8T

NR-Not ranked in top 10




## STUDWELL INDUCTED INTO VIKINGS RING OF HONOR

Former Minnesota Vikings LB **Scott Studwell** received the highest honor the team can bestow upon an individual when he was inducted as the 18th member of the Vikings Ring of Honor during halftime of the Vikings-Chicago Bears game on Sunday, November 29, at Mall of America Field.

The Vikings Ring of Honor recognizes Vikings legends for their contributions to the success of the team on and off the field. Studwell was a stalwart on Vikings defenses for 14 years (1977-90) and is now in his 18th year in the player personnel department. The Evansville, IN, native has been a key figure in the organization for 32 years.

Studwell is the Vikings career leader in combined tackles (1,981), defensive tackles (1,928), single-season tackles (230 in 1981) and single-game tackles (24 at Detroit on 11/17/85). A 9th-round pick out of Illinois in 1977, Studwell was a 2-time Pro Bowler and was also named to the Vikings 25th and 40th Anniversary All-Time Teams.

Currently, Studwell serves in the Vikings front office as Director of College Scouting. He was named to his current post in April of 2002, and his responsibilities include overseeing all college scouting efforts and preparations for the annual NFL Draft.



### Vikings Most Career Tackles (Defense and Special Teams)

Player	Tackles
1) Scott Studwell .....	1,981
2) Matt Blair .....	1,452

### Vikings Most Single-Season Tackles

Player, Year	Tackles
1) Scott Studwell, 1981 .....	230
2) Jeff Siemon, 1978 .....	229

### Vikings Most Single-Game Tackles

Player, Game	Tackles
1) Scott Studwell, at DET (11/17/85) .....	24
2t) Scott Studwell, at PIT (9/24/89) .....	21
2t) Ed McDaniel, at GB (9/4/94) .....	21

### Vikings All-Time Regular Season Games Played/Started

Player	Pos.	Years	GP/GS
1) Jim Marshall .....	DE	1961-79	270/270
2) Mick Tingelhoff .....	C	1962-78	240/240
3) Fred Cox .....	K	1963-77	210/0
4) Carl Eller .....	DE	1964-78	209/201
5) Scott Studwell .....	LB	1977-90	202/160

### Vikings All-Time Games Played by Defensive Players

Player, Years	Games Played
1) Jim Marshall, DE, 1961-79	270
2) Carl Eller, DE, 1964-78	209
3) Scott Studwell, LB, 1977-90	202

"Scott Studwell was one of those guys that got down in the trenches and in the dirt. Very honestly, when he came here I didn't know if he was going to make the team...But he stayed in there, he played hard, and he played well. He had a fairly durable career. He has proven his value not only as a football player, but to this organization. He has done an excellent job in the scouting department. He really works hard. He is very committed and gives a lot of time to the Vikings organization." – **Fred Zamberletti**

"You could depend on Scott to play hard and play smart. He was consistent in what he did and I always thought of him as a good leader and his teammates thought of him as a good teammate." – **Frank Gilliam**

"Scott was a very tenacious and hard-hitting linebacker. He was an intelligent player, too. Scott fit in very well as a young player on our team and he was always willing to take advice. He was probably asked to do some things early in his career that he wasn't accustomed to, but it helped him grow as a player and I saw him grow from a young player into a great player." – **Jim Marshall**

"Scott is a super-hard worker and really a Viking all the way through. He was a very intense and bright player. We drafted him and really had no idea he'd turn out as great as he did. He played for a long, long time. When he was done playing we recommended that he remain a part of the organization because his knowledge of the game, work ethic and intelligence would allow him to succeed in the front office." – **Jerry Reichow**

"This honor is as important an award a player can receive. It doesn't go beyond the borders here – it won't be written about in the LA Times. It stays within the family and it's representative of the respect the organization and Scott's former teammates and coaches have to him. This award speaks to the complete respect the Vikings have for Scott and no one deserves this honor more than Scott." – **Paul Wiggin**

"The thing I admired most about Scott was he came in and made this team on special teams and played behind Jeff Siemon. Scott continued to learn his craft and continued to improve and eventually took over as middle linebacker and just continued to develop into a Pro Bowler. He was a student of the game and a terrific football player. And Scott is a part of what we're seeing on the field today with his personnel decision and his great skill of evaluating talent." – **Stu Voigt**

## AN ELITE CLASS

**Studwell** is the 18th member of the Vikings Ring of Honor, joining an elite class that includes former players, coaches, staff and administrators.

Name	Position	Year Inducted
Fran Tarkenton .....	Quarterback .....	1998
Alan Page .....	Defensive Tackle .....	1998
Jim Finks .....	Administrator .....	1998
Bud Grant .....	Head Coach .....	1998
Paul Krause .....	Safety .....	1998
Fred Zamberletti .....	Athletic Trainer .....	1998
Jim Marshall .....	Defensive End .....	1999
Ron Yary .....	Tackle .....	2001
Korey Stringer .....	Tackle .....	2001
Mick Tingelhoff .....	Center .....	2001
Carl Eller .....	Defensive End .....	2002
Cris Carter .....	Wide Receiver .....	2003
Bill Brown .....	Running Back .....	2004
Jerry Burns .....	Head Coach .....	2005
Randall McDaniel .....	Guard .....	2006
Chuck Foreman .....	Running Back .....	2007
John Randle .....	Defensive Tackle .....	2008
<b>Scott Studwell .....</b>	<b>Linebacker .....</b>	<b>2009</b>



## VOICES OF THE VIKINGS

KFAN-AM radio mid-day personality Paul Allen is in his 8th season as the Vikings radio play-by-play voice in 2009. Joining him in the booth for the 3rd year is former Vikings linebacker and coach Pete Bercich, while former Vikings punter Greg Coleman is the sideline reporter.

KFAN-AM (1130) and KTLK (100.3 FM) serve as the flagship stations for the Minnesota Vikings Radio Network, which includes outlets in six states:

Minnesota:			Iowa:		
Market	Station	Freq.	Market	Station	Freq.
Twin Cities	KFAN-AM	1130	Cedar Rapids	KMJM-AM	1360
Twin Cities	KTLK-FM	100.3	Des Moines	KXNO-AM	1460
Aitkin	KKIN-FM	94.3	Mason City	KGLO-AM	1300
Alexandria	KIKV-FM	100.7	Sioux City	KMNS-AM	620
			Spencer	KICD-AM	1240
Bemidji	KBUN-AM	1450			
Bemidji	KBHP-FM	101.1	<b>Montana:</b>		
Benson	KSCR-FM	93.5	Miles City	KKRY-FM	92.5
Blue Earth	KBEW-FM	98.1			
Brainerd	KBLB-FM	93.3	<b>North Dakota:</b>		
Crookston	KROX-AM	1260	Bismarck	KXMR-AM	710
Dassel	KARP-FM	106.9	Carrington	KDAK-AM	1600
Detroit Lakes	KDLM-AM	1340	Devils Lake	KDLR-AM	1240
Detroit Lakes	KRCQ-FM	102.3	Dickinson	KLTC-AM	1460
Duluth	KQDS-FM	94.9	Fargo	KFGO-AM	790
Duluth	KQDS-AM	1490	Grand Forks	KKXL-AM	1440
Ely	WELY-FM	94.5	Jamestown	KQDJ-AM	1400
Ely	WELY-AM	1450	Minot	KRRZ-AM	1390
Fergus Falls	KBRF-AM	1250	Oakes	KDDR-AM	1220
Grand Rapids	KMFY-FM	96.9	Valley City	KDUC-AM	1490
Hibbing	WMNT-AM	650	Williston	KEYZ-AM	600
Hutchinson	KARP-FM	106.9			
Intl. Falls	KSDM-FM	104.1	<b>South Dakota:</b>		
Jackson	KRAQ-FM	105.7	Aberdeen	KSDN-AM	930
Mankato	KHRS-FM	105.9	Milbank	KMSD-AM	1510
Mankato	KXLP-FM	94.1	Mobridge	KMLO-FM	100.7
Mankato	KYSM-AM	1230	Pierre	KPLO-FM	94.5
Marshall	KARL-FM	105.1	Sioux Falls	KWSN-AM	1230
Morris	KKOK-FM	95.7	Sisseton	KBWS-FM	102.9
New Ulm	KNUJ-FM	107.3	Watertown	KWAT-AM	950
Park Rapids	KPRM-AM	870			
Park Rapids	KDKK-FM	97.5	<b>Wisconsin:</b>		
Pine City	WCMP-FM	100.9	Amery	WLMX-FM	104.9
Rochester	KRCH-FM	101.7	Balsam Lake	WLMX-FM	104.9
Rochester	KWEB-AM	1270	Eau Claire	WMEQ-AM	880
Roseau	KCAJ-FM	102.1	Hayward	WHSM-FM	101.0
St. Cloud	WJON-AM	1240	Menomonie	WMEQ-AM	880
Spring Grove	KQYB-FM	98.3	LaCrosse	KYQB-FM	98.3
Staples	KSKK-FM	94.7	Rice Lake	WKFX-FM	99.1
Thief River Falls	KTRF-AM	1230			
Wadena	KSKK-FM	94.7			
Wadena	KVKK-AM	1070			
Walker	KQKK-FM	101.9			
Walker	KAKK-AM	1570			
Waseca	KOWZ-AM	1170			
Winona	KWNO-AM	1230			

## COMMUNITY CALENDAR

### ENTIRE VIKINGS 53-MAN ROSTER PARTICIPATES IN COMMUNITY OUTREACH IN 2009

**Eden Prairie, MN** - For the 3rd consecutive year, every player on the Vikings 53-man roster has participated in the team's community outreach efforts. Throughout the 2009 offseason and regular season, the entire squad was involved in at least one community event, such as visiting a children's hospital, building a playground at an elementary school or visiting those in need at local shelters.

The Vikings have a long-standing tradition of giving back to the local community and causes throughout the Upper Midwest. Since the Wilf family became owners in 2005, that commitment to civic leadership and investment has grown significantly. As a result of the team's consistent focus on philanthropy, many schools, hospital charities and civic groups have been impacted by player involvement, staff participation and family volunteerism.

## VIKINGS 2009 CAPTAINS

The Vikings selected 5 captains for the 2009 season and selected a 2nd special teams captain for several weeks:

### Offense:

QB Brett Favre  
G Steve Hutchinson

### Game Captains:

at CLE - None  
at DET - LB Heath Farwell  
vs. SF - P Chris Kluwe  
vs. GB - None  
at STL - P Chris Kluwe  
vs. BAL - CB Karl Paymah  
at PIT - S Jamarca Sanford  
at GB - None

### Defense:

LB E.J. Henderson \*  
DT Kevin Williams

### Special Teams:

Ryan Longwell

vs. DET - S Jamarca Sanford  
vs. SEA - LB Kenny Onatolu  
vs. CHI - S Eric Frampton  
at ARI - S Husain Abdullah  
vs. CIN - None  
at CAR - None  
at CHI - None  
vs. NYG - None  
vs. DAL - LB Heath Farwell

\* Placed on IR on 12/9/09.

## RANDLE ELECTED TO NFL HALL OF FAME

Former Vikings DT **John Randle** was elected to the Pro Football Hall of Fame today, February 6, 2010. Chosen by the Hall's Board of Selectors, Randle joins nine former Vikings who have also earned the prestigious honor. He will be enshrined in Canton on Saturday, August 7, 2010.

"We are extremely proud that John has been selected as a member of the Pro Football Hall of Fame Class of 2010," said Vikings Owner/Chairman **Zygi Wilf**. "As an undrafted rookie free agent, John's hard work and perseverance paid off as he became one of the greatest defensive linemen to play the game. We look forward to having John enshrined in Canton, and we are grateful for his part in Minnesota Vikings history."

Randle, who was originally acquired by the Vikings in 1990 as an undrafted rookie free agent out of Texas A&I, went on to play 14 seasons in the NFL (13-year starter) and became the NFL's all-time sack leader among DTs. His 137.5 sacks rank tied for 6th among all players in NFL history and his 114.0 with Minnesota rank 3rd among Vikings.

Beginning as a special teams player during his rookie season, Randle was selected to seven Pro Bowls, including six consecutive from 1993-98, and was named All-Pro six times. He played in 219 career games and was named a member of the NFL's All-Decade Team of the 1990s. During his career with Minnesota and Seattle, Randle led or tied for the team lead in sacks 10 times, and in his 13 years as a starter, only one of Randle's teams finished with a losing record (Seattle at 7-9 in 2002), as the rest made the playoffs 9 times.

## VIKINGS ON THE AIR



Catch the Vikings every Sunday during the season from 10:00-11:00 a.m. on back-to-back FSN North shows - *Vikings GamePlan* and *Vikings Weekly*. *Vikings GamePlan* offers an in-depth look at the upcoming opponent. Hosted by Vikings' play-by-play announcer Paul Allen, the show lets fans watch and listen to Head Coach **Brad Childress** and assistant coaches discuss the week's matchup and the state of the 2008 Vikings.

*Vikings Weekly* is a 30-minute segment that gives fans an opportunity to see their favorite athletes off the field in a more personal setting. Players allow host Ann Carroll and crew to follow them outside of Winter Park to get a glimpse of their hobbies, their families, and other parts of their lives that fans otherwise wouldn't know.





## VIKINGS IN THE COMMUNITY

### Jared Allen

Juvenile Diabetes Research Foundation

### Bernard Berrian

Second Harvest Heartland Food Bank  
Special Olympics Minnesota

### Jasper Brinkley

NFL Grassroots Fields/LISC

### Brad Childress

The Salvation Army  
Saturday Special Community Guests Program  
Special Olympics Minnesota

### Ryan Cook

Cheerful Givers  
United Way Hometown Huddle

### Jeff Dugan

Ronald McDonald House  
Starkey Hearing Foundation

### Ray Edwards

The Salvation Army  
Summit Academy OIC

### Heath Farwell

R.T. Autism  
Sherriff's Youth Program

### Brett Favre

Make-A-Wish Foundation

### Chad Greenway

Lead the Way Foundation  
Memorial Blood Centers  
Zeta Tau Alpha Breast Cancer Awareness

### Cedric Griffin

Salvation Army  
Smile Network International

### Percy Harvin

NFL Play 60

### E.J. Henderson

Gamespeed/E.J Henderson Youth Foundation  
Police Activities League  
United Way

### Anthony Herrera

African American Adoption Agency  
University of Minnesota Children's Hospital, Fairview  
Tackling Influenza

### Artis Hicks

Ronald McDonald House

### Steve Hutchinson

American Heart Association "What Moves U" Campaign  
University of Minnesota Amplatz Children's Hospital

### Tarvaris Jackson

Catholic Charities' St. Joseph's Home For Children

### Tyrell Johnson

Minneapolis Park and Recreation Board  
Ronald McDonald House

### Jim Kleinsasser

The Make-A-Wish Foundation

### Chris Kluwe

Duchenne Muscular Dystrophy  
Kicks for the Cure  
Lift Up America  
United Way

### Ben Leber

University of Minnesota Children's Hospital, Fairview  
University of Minnesota Amplatz Children's Hospital

### Phil Loadholt

Boy Scouts  
Midwest Dairy Council "Eat Right and Get Movin"  
NFL Play 60

### Cullen Loeffler

Sherriff's Youth Program  
Leukemia and Lymphoma Society

### Ryan Longwell

Operation Christmas Child

### Bryant McKinnie

Breast Cancer Awareness  
NFL Youth Football Junior Player Development  
People Serving People  
Planet Purple  
United Way

### Garrett Mills

Starkey Hearing Foundation

### Jayme Mitchell

Salvation Army Harbor Light Center

### Adrian Peterson

Adrian Peterson's All Day Foundation  
Special Olympics Minnesota  
Boys & Girls Clubs of the Twin Cities

### Sidney Rice

Children's Home Society  
Children's Miracle Network  
Family Services Adoption Program  
Gillette Children's Hospital

### Brian Robison

National Alliance for Thrombosis & Thrombophilia

### Benny Sapp

Gillette Children's Hospital and Breast Cancer Awareness

### Visanthe Shiancoe

A-Mon-Nue Liberian Sports Association

### John Sullivan

NFL Play 60

### Naufahu Tahi

United Way  
University of Minnesota Amplatz Children's Hospital  
V.A Medical Center

### Chester Taylor

Kaboom! Playgrounds  
Second Harvest Heartland Food Bank

### Kevin Williams

Children's Hospitals and Clinics of Minnesota  
The Salvation Army  
Tubman Family Alliance

### Madiou Williams

Madiou Williams Foundation  
United Way  
YMCA

### Pat Williams

Vikings Children's Fund Bowl With the Vikings  
Salvation Army  
United Way "Live United"  
Big Brothers Big Sisters

### Antoine Winfield

NFL Play 60  
North Community YMCA



## VIKINGS PLAY FIRST GAME ON MALL OF AMERICA FIELD

### VIKINGS AND MALL OF AMERICA ANNOUNCE FIELD NAMING RIGHTS PARTNERSHIP

**Eden Prairie, MN** – This season the Minnesota Vikings and Mall of America® announced a partnership for the naming rights to the field that has served as the team's home since 1982. The agreement, announced Thursday, October 1, provides that the field will be called Mall of America Field at Hubert H. Humphrey Metrodome for a three-year period beginning October 5, 2009, and ending February 28, 2012.

"Branding the field as Mall of America Field represents an opportunity to share our name and image with an even larger nationwide audience," said **Maureen Bausch**, executive vice president of business development at Mall of America. "It also connects two treasured Minnesota brands – Mall of America and the Minnesota Vikings – which adds value to both companies."

As part of the agreement, Mall of America Field was branded with new exterior and interior signage, as well as various promotional materials.

"This was a great opportunity for the Vikings to uniquely partner with a very prominent business that has a deep commitment to the Minnesota community," said **Steve LaCroix**, Vikings vice president of sales and marketing and chief marketing officer. "As another step in rebranding the stadium for the short-term, we hope Mall of America Field continues to give the team an important home field advantage while providing many exciting memories for our fans."

#### **About Mall of America**

Mall of America is the nation's largest retail and entertainment complex. The 4.2 million square foot complex is home to more than 520 world-class shops; the nation's largest indoor family amusement park; Underwater Adventures® Aquarium, a 1.2 million gallon walk-through aquarium; a 14-screen movie theater and more. The Mall opened in August of 1992 and is located in Bloomington, Minn., just minutes from downtown Minneapolis and St. Paul. For more information visit [mallofamerica.com](http://mallofamerica.com).



AT THE HUBERT H. HUMPHREY METRODOME





## VIKINGS SIGN 2 NEW PARTNERSHIPS

### VIKINGS ANNOUNCE NEW GATE-SIGNAGE PARTNERSHIPS WITH CARIBOU COFFEE AND THE MINNESOTA ARMY NATIONAL GUARD

**Eden Prairie, MN** – Earlier this season, the Minnesota Vikings agreed to new partnerships with Twin Cities-based Caribou Coffee and the Minnesota Army National Guard that include new Vikings-themed gate signage at Gate F and Gate H of the Hubert H. Humphrey Metrodome, .

Each of the partnerships is designed to further enhance the game-day experience for Vikings fans. Beginning with the Vikings home opener against the San Francisco 49ers on Sunday, September 27, Vikings fans are now able to enjoy Caribou Coffee, the “Official Coffee of the Minnesota Vikings,” both in the stadium and at the pre-game Party on the Plaza. Along with the many activities already taking place on the plaza, fans also have an opportunity to check out official National Guard armored vehicles and meet some of Minnesota’s own soldiers at Gate H of the Metrodome before the games.

Both partnerships are highlighted by 2,000-square-foot signs - produced by Sign A Rama, the Preferred Sign Company of the Vikings - that will be prominently displayed outside of Gate F (Caribou Coffee) and Gate H (Minnesota Army National Guard) at the Metrodome.

“We’re proud to welcome Caribou Coffee and the Minnesota Army National Guard as new partners of the Vikings, and we’re thrilled to be working with these two prominent Minnesota organizations,” said Vikings VP of Sales and Marketing and Chief Marketing Officer **Steve LaCroix**.



# VIKINGS EXTRA POINTS



## QUICK HITS

**Franchise Founded:** January 28, 1960  
**First Head Coach:** Norm Van Brocklin  
**First Regular Season Game:** 9/17/61 - Vikings 37, Chicago Bears 13  
**First Playoff Game:** 12/22/68 - Vikings 14, Baltimore Colts 24  
**First Super Bowl:** Super Bowl IV (1/11/70) Vikings 7, Chiefs 23  
**Playoff Appearances/Games:** 26/45  
**Super Bowl Appearances:** 4 - Super Bowl IV, VIII, IX, and XI  
**All-Time Record (Reg. Season & Postseason):** 426-352-9  
**All-Time NFC Record (Reg. Season & Postseason):** 352-276-9  
**All-Time Home Record (Reg. Season & Postseason):** 249-138-4  
**All-Time Away Record (Reg. Season & Postseason):** 177-214-5  
**Home Stadiums:** Metropolitan Stadium (1961-1981) - 97-59-4  
 HHH Metrodome (1982-present) - 152-79-0  
**Stadium Info:** Mall of America Field at Hubert H. Humphrey Metrodome  
**Capacity:** 64,121  
**Address:** 500 11th Avenue S., Minneapolis, MN 55415  
**Playing Surface:** FieldTurf  
**Training Facilities:** Winter Park  
**Address:** 9520 Viking Drive, Eden Prairie, MN 55344  
**Training Camp:** Minnesota State University-Mankato  
**Address:** 700 Ellis Avenue, Mankato, MN 56002  
**Owner/Chairman:** Zygi Wilf  
**Owner/President:** Mark Wilf

## VIKINGS RELAUNCH WEB SITE

In an effort to provide fans with an improved online experience, the Minnesota Vikings re-launched the team's web site, [www.vikings.com](http://www.vikings.com), in July, becoming the 9th club to join a new web platform initiated by the National Football League.

The more structured site makes it easier for viewers to consume media of all types, including, but not limited to, videos and news. Fans will continue to be able to stream live video of Head Coach **Brad Childress'** press conferences and other important team functions. The streamlined [vikings.com](http://vikings.com) features a robust photo gallery function, a fan-friendly event calendar that highlights all team-related happenings in the community, as well as links to the Vikings Facebook and Twitter pages. The most noticeable improvement to the user experience, however, will be the overall speed of the site and the volume of exclusive Vikings content.

"We're excited to offer our fans a better online experience through the re-launch of [vikings.com](http://vikings.com)," said Vice President of Sales and Marketing/Chief Marketing Officer Steve LaCroix. "The multiple enhancements in tools and video along with the increased speed of the site align with our continued efforts to be the fans' 'source for everything purple.'"

The Vikings join 8 other clubs that have re-launched team sites in conjunction with the NFL web platform. Eventually all 32 teams will make the move that is designed to provide opportunities to utilize technology that would otherwise be cost-prohibitive. Sharing these efficiencies will lead to better web site experiences for fans throughout the NFL while still allowing each team to continue having its own identity.

"We are thrilled to have the Vikings on the new platform," said George Scott, General Manager of Club Sites for the NFL's Digital Media Group. "The new [vikings.com](http://vikings.com) features a streamlined layout and design that gives fans quick access to all of the latest featured content."



## VIKINGS YEAR-BY-YEAR

Year	Preseason	Regular Season	Playoffs
1961	0-5-0	3-11-0	0-0
1962	2-3-0	2-11-1	0-0
1963	4-1-0	5-8-1	0-0
1964	5-0-0	8-5-1	0-0
1965	5-0-0	7-7-0	0-0
1966	3-1-1	4-9-1	0-0
1967	2-3-0	3-8-3	0-0
1968	3-2-0	8-6-0	0-1
1969	5-1-0	12-2-0	2-1 (SB loss)
1970	4-2-0	12-2-0	0-1
1971	4-2-0	11-3-0	0-1
1972	3-2-0	7-7-0	0-0
1973	5-0-0	12-2-0	2-1 (SB loss)
1974	3-2-0	10-4-0	2-1 (SB loss)
1975	2-3-1	12-2-0	0-1
1976	3-3-0	11-2-1	2-1 (SB loss)
1977	4-2-0	9-5-0	1-1
1978	2-2-0	8-7-1	0-1
1979	0-4-0	7-9-0	0-0
1980	3-1-0	9-7-0	0-1
1981	1-3-0	7-9-0	0-0
1982	3-2-0	5-4-0	1-1
1983	3-1-0	8-8-0	0-0
1984	1-3-0	3-13-0	0-0
1985	3-1-0	7-9-0	0-0
1986	3-1-0	9-7-0	0-0
1987	2-2-0	8-7-0	2-1
1988	3-1-0	11-5-0	1-1
1989	3-1-0	10-6-0	0-1
1990	3-1-0	6-10-0	0-0
1991	2-2-0	8-8-0	0-0
1992	4-0-0	11-5-0	0-1
1993	4-1-0	9-7-0	0-1
1994	3-2-0	10-6-0	0-1
1995	2-2-0	8-8-0	0-0
1996	1-3-0	9-7-0	0-1
1997	3-2-0	9-7-0	1-1
1998	4-0-0	15-1-0	1-1
1999	2-2-0	10-6-0	1-1
2000	1-3-0	11-5-0	1-1
2001	4-0-0	5-11-0	0-0
2002	2-2-0	6-10-0	0-0
2003	1-3-0	9-7-0	0-0
2004	2-2-0	8-8-0	1-1
2005	3-1-0	9-7-0	0-0
2006	2-1-1	6-10-0	0-0
2007	2-2-0	8-8-0	0-0
2008	1-3-0	10-6-0	0-1
2009	3-1-0	12-4-0	1-1
<b>Totals</b>	<b>133-87-3 (.603)</b>	<b>407-326-9 (.555)</b>	<b>19-26 (.422)</b>



## VIKINGS ALL-TIME COACHES

Years	Head Coach	Total Games	Regular Season (%)	Playoffs (%)	Overall (%)
1961-66	Norm Van Brocklin	84	29-51-4 (.369)	0-0-0 (.000)	29-51-4 (.369)
1967-83, 1985	Bud Grant	281	158-96-5 (.618)	10-12-0 (.454)	168-108-5 (.607)
1984	Les Steckel	16	3-13-0 (.188)	0-0-0 (.000)	3-13-0 (.188)
1986-91	Jerry Burns	101	52-43-0 (.547)	3-3-0 (.500)	55-46-0 (.544)
1992-2001	Dennis Green	171	97-62-0 (.610)	4-8-0 (.250)	101-70-0 (.591)
2002-05	Mike Tice	67	32-33-0 (.492)	1-1-0 (.500)	33-34-0 (.493)
2006-present	Brad Childress	67	36-28-0 (.563)	1-2-0 (.333)	37-30-0 (.552)

# MEDIA INFORMATION



## VIKINGS PR STAFF

### Bob Hagan, Director of Public Relations

952-828-6505 [haganb@vikings.nfl.net](mailto:haganb@vikings.nfl.net)

### Tom West, Assistant Director of Public Relations

952-828-6552 [westt@vikings.nfl.net](mailto:westt@vikings.nfl.net)

### Jeff Anderson, Assistant Director of Public Affairs

952-828-6570 [andersonj@vikings.nfl.net](mailto:andersonj@vikings.nfl.net)

### Evan Koch, Public Relations Assistant

952-828-6511 [koche@vikings.nfl.net](mailto:koche@vikings.nfl.net)

### Tom Halkin, Public Relations Intern

952-918-8383 [halkint@vikings.nfl.net](mailto:halkint@vikings.nfl.net)

### Jon Ekstrom, Public Relations Intern

952-918-8382 [ekstromj@vikings.nfl.net](mailto:ekstromj@vikings.nfl.net)

## CREDENTIAL REQUESTS

Credential requests are honored for accredited media on specific assignments and must be made through the Vikings' PR department. Credentials will not be issued to writers or photographers working on a free-lance basis unless the request is made by a recognized publication or news entity. Season-long credentials are issued in July; game-by-game credentials must be requested at least one week prior to each home game.

## WEEKLY MEDIA SCHEDULE

The typical Vikings weekly media schedule during the season is below:

### Monday

12:30 p.m. - Childress' press conference

1:00 p.m. - Open locker room

### Tuesday

Players day off - No media access

### Wednesday

11:45 a.m. - Childress/Favre available

11:45 a.m.-12:30 p.m. - Open locker room

1:00 p.m. - Practice \*

### Thursday

11:45 a.m. - Bevell/Frazier/Murphy/Peterson available

11:45 a.m.-12:30 p.m. - Open locker room

1:00 p.m. - Practice \*

### Friday

11:30 a.m. - Practice \*

12:30 p.m. - Childress available

12:30-1:15 p.m. - Open locker room

### Saturday

No Media Access

### Sunday

Post-Game - Childress/Favre press conferences

Post-Game - Open locker room

\* Practice is open to media through individual drills

## COACH CHILDRESS PRESS CONFERENCES

Head Coach **Brad Childress** will be available in the fieldhouse or on the outdoor practice field on Mondays, Wednesdays and Fridays during the regular season.

## COORDINATOR AVAILABILITY

Offensive Coordinator **Darrell Bevell**, Defensive Coordinator **Leslie Frazier**, and Special Teams Coordinator **Brian Murphy** will be available every Thursday during the regular season. All other interview requests for coordinators should be directed to a member of the PR staff.

## ASSISTANT COACH AVAILABILITY

All position coach interviews must be scheduled through the PR department a day in advance and cleared by Head Coach **Brad Childress**. Position coaches are available for questions on specific players and the position group but coordinators will always serve as the primary spokesmen in their areas.

## METRODOME GAME DAY INFO

\* The media will call window/media check-in is located at Gate D. A security representative will check bags before allowing entrance into the stadium.

### Main Press Box

\* The main press box is located in sections 108-109. Upon entering the concourse, take a right. Seating charts are located in the press box and wireless internet is available.

\* A pregame meal will be served in the press box and a halftime meal will be served in the Vikings Lounge directly across the concourse through the glass doors. Meal tickets for halftime will be distributed near the end of the 2nd quarter.

\* Vikings PR representatives **Bob Hagan** and **Tom West** are located in seats 87 and 88. Visiting team PR representatives are located in seats 55-57. For field access, follow the stairs at the back of the press box all the way down to field level.

### Auxiliary Press Box

\* The auxiliary press box is located in sections 123-125. Upon entering the concourse, take a left. Seating charts are located in the press box.

\* Pregame and halftime meals will be served in the press box.

\* Vikings PR representatives **Jeff Anderson** or **Evan Koch** is located in seat 58.

\* For field access, follow the stairs at the back of the press box all the way down to field level.

### Photographers' Workroom

\* The photographers' workroom is located on the field directly behind the south goal post (closest to the photo check-in tunnel). Upon entering the concourse, take a right and go to the elevator directly across from the main press box and take it to field level or continue through the concourse to the overhead sign that reads "Field Access" and follow the stairwell down.

### TV Camera Holding Area

\* The video waiting area for TV camera operators is located in the back of the field entrance tunnel behind the check-in table. Follow the same procedures as photographers to get to the field.

## VIKINGS ON THE WEB

The Minnesota Vikings official website, which can be viewed at <http://www.vikings.com>, provides Vikings fans with everything they need to follow their favorite team. Vikings.com is one of the league's most trafficked sites and is the only place on the web that provides complete video and audio of all Vikings press conferences. Additionally, the website provides unique and exclusive written and video content that can only be found on Vikings.com.

Vikings media members can find stats, press releases, weekly game releases and updated rosters under the news tab.







**TUESDAY, JANUARY 26, 2010**

**Vikings Head Coach Brad Childress**



We didn't achieve our ultimate goal, which was to go to the Super Bowl and win it. You saw on Sunday night how tough those guys took it. I know that everybody in town here takes it tough. We as a coaching staff, players, and organization take it extremely hard too. It's a bitter pill to swallow. I don't know that it completely goes away right away. As the leader of this football team, it's important from my standpoint to point out to our guys all the positive things that we accomplished this year, whether it was in terms of wins and losses, the division, offense improved, defense improved. I felt we improved in the special teams area. It's important to point those things out because I think those things get flushed under and really it ends up happening with everybody that's not the Super Bowl champion. That is the tough part of this business. I think the message has been consistent. We are attempting to build a championship organization here and we continue to get closer. I know it's unsatisfying but I know that there are a number of different guys getting involved. The younger guys, whether it's the (Phil) Loadholts or the (Percy) Harvins, we will continue to build that thing. This was a fun, fun group to coach and they remained that way through the season. It's fun to watch guys compete with each other and for each other. It's rare in this business of individuals that you see guys come together and play that way for the whole season. I just acknowledge that everybody is hurting and at the end of the day (there are) a ton of good things that we will take away and build off of.

**Q: What was it like to be involved in a game with so many ups and downs?**

A: I got asked at the press conference after the game, 'What's it like, you've been involved in what is probably a classic?' You really don't know it when you are in the fray. You go back and look at the tape of that game and it had so many different ebbs and flow, whether it was our first drive or their next drive or our next drive. It was forever and there were so many different things that happened in that game. Great to be a part of it, an atmosphere that nobody will ever forget down there. I'm not sure how my hearing loss is right now. I thought our guys did a great job with that environment. I don't think procedurally they had any issues. I thought they did a great job of drowning all that stuff out and letting their best stuff come out.

**Q: What happened with the 12th man in the huddle?**

A: I'm glad you asked that question. It was a 30-second timeout and you look back through the timeline and I got questions about how we started the two-minute drive. We typically try to conserve our timeouts until the last minute unless we have a gain of 10 or 15 yards that we can't get up and get to the ball; it takes a while for those linemen to get down there. That was a 30-second timeout and we had talked about the same play with two different personnel groupings. The initial conversation was about a personnel grouping with a tailback and a fullback and we ended up settling on a tight end and three-wide type operation. We had the fullback in the huddle. Typically when you hold your guys, as we do, because they are looking from that sideline to see what personnel you have, you are running people on when people are running off but (Naufahu) Tahi had gone in the game because that was the first part of the conversation. It's an error in communication and it all comes back to me not having it over communicated.

**Q: So, Visanthe Shiancoe and Jeff Dugan were supposed to both be in the game, and Naufahu Tahi not in the game? Is that right?**

A: Right.

**Q: When did you first realize there were 12 men in the huddle?**

A: As we broke the huddle. We had just come out of calling a timeout, and you can't call back-to-back timeouts. That's the rules. So it was going to be a penalty one way or the other, breaking the huddle with too many men or calling a timeout.

**Q: Is there anybody on the staff that is supposed to be looking for that, or is it simply too late?**

A: I've heard, at least, because I haven't read the accounts – it's too hard to read the accounts of chaos – I think everybody was over-communicating with their position groups, as those guys do. Everybody's talking in earpieces and listening, coaching your group, coaching your guys. Is there anybody responsible? Yeah, they all hold up their hands to tell what position group is coming in the game because you can't always hear in those environments, so it's a visual type of thing. Typically you see a quarterback step away if there are too many people in the huddle. He (Brett Favre) was listening to Bev (Darrell Bevell) give him the signal, and we don't count, "One, two, three, four, five" every single time in the huddle. And Tahi was kind of squatted down on the other side.

**Q: When do you need to hear from Brett Favre?**

A: (I) really haven't set a timeline on that. I just visited with him this morning in the training room. He's been here for a couple days getting treatment. (He's) pretty beat up after that game, even though he was not sacked. But we didn't really have any meaningful conversation about what's next aside from he was catching a plane to head home late this morning.

**Q: How can you plan though? You must have a deadline or a time frame?**

A: Well, you do, but I think you can plan both ways. I know (the media) want to box that in that way. Rob (Brzezinski) has done a great job with the salary cap, and we are going into an uncapped year; it appears that's the way it's moving right now. Really, I think our numbers will be just fine if he (Favre) comes back or he doesn't come back. Again, I don't know. I don't know. It's up to him. But it's not a deal where I need to put a gun at his head and say, "I need to know in a week, two weeks, two months." I know you guys (the media) want it all in concrete and set in stone.

**Q: But what if it's August 18?**

A: I don't know. That's hypothetical.

**Q: Does an uncapped year give you an advantage?**

A: Well, some would say it gives people advantages, but I don't think you'll see from NFL ownership a (New York) Yankees-type scenario. I don't believe that's going to occur.

**Q: Independent of what Brett (Favre) does, how big of a priority is it to seek out an alternative or a long-term answer at that position?**

A: No question, eventually, you'd like to be able to do that. But by the same token, you don't want a round peg in a square hole. I am too far away from it right now to tell you what the quarterback class of this year looks like, and I know we're picking down there at 30th, so we'll just see what's there, and I'm sure we'll ably man that position one way or the other.



**Q: Do you have to think about reconstructing Adrian Peterson's mechanics to prevent fumbling?**

A: I think that's probably an offseason-study type of thing as well. Everybody's a little different (with) kind of the way their forearms are created - short forearms, long forearms. You can say, "Well everybody can hold it high and tight." Sometimes that's true; sometimes that's not true. We talk about points of contact with the body, what should be on the ball, where should the body and ball be in relation, but there are also styles, too. John Elway always used to pat the ball twice before he threw it. Most quarterback you don't want to pat the ball before it comes out. I know that he is sick about those fumbles. They reared their ugly head. I don't have my head in the sand saying there's not an issue. He needs to hold on to it, but I'm sure he and EB (running backs coach Eric Bieniemy) and our offensive staff will do a good job of kind of troubleshooting that and seeing what we can come up with.

**Q: Going back to Brett Favre, would you rather not be in state of flux again in regards to who your starting quarterback is?**

A: Mostly your intentions as a coach, as you know, are to have consistency and to have some sameness. State of flux is generally not good; it's usually uncomfortable, but sometimes it pushes you to create as well.

**Q: With 19 seconds left in the game did you think about trying a field goal on third down?**

A: I did not, nope. We need more yards. I felt that way. I felt like during the course of the game that the 32 (yard line) was the spot. We might have been able to go back as far as the 35, but it would have been a stretch. It's stretching it because of the trajectory that you have to hit it at. I just thought they we needed more yards. We had that next timeout and we were going to use it the right way. We talk about all the time, whether it is before the half or whether it's at the end of the game, (like) right there with the game tied, ending the game with the ball or with points. We did not want to give it back to them at that point in time. So we wanted to chew clock and come up with the points. Unfortunately we weren't able to do that.

**Q: Can you take us through what the play call was on that final interception?**

A: It was interesting because as we broke the huddle we thought we had exactly what we were looking for. We had a man-to-man type of look, and what we were going to attempt to do was do something that was a good play against that man-to-man look and right at the last second when they got a chance to look at the final formation they were able to check to a two-deep, cover-two, type of look and played a little softer than we would have imagined. We wanted to roll the quarterback, which you saw him move and get out of the pocket. We wanted him to have a good view of what was going on. So that was the play call and Sid (Sidney Rice) was a backside part of it. He would have been probably a number three (read) in the play, a third or fourth in the play.

**Q: What was Favre's first read?**

A: It would have been the flat portion of the route.

**Q: Was that Bernard Berrian?**

A: Yeah, but there was a corner sitting out there at first.

**Q: Did you ever consider just running on that play?**

A: Not at third-and-eight. It might have different story if it was in there five yards closer, but not at third-and-eight.

**Q: You didn't think the field position for that was advantageous?**

A: No.

**Q: Do you expect Cedric Griffin to be ready by training camp next summer?**

A: I think Ced will end up having surgery here in the next week or so. He's got to get some strength back and some range of motion back before they will go ahead and do that surgery. So those are typically six to nine month deals. Everybody heals a little bit differently, so he'll be right on the edge I'm sure.

**Q: Do you expect Brett Favre to come back?**

A: I don't have an expectation. I know that he had a great experience here. I know it too well to know that the emotions are a little bit raw right now, that we're still too close to it. He's earned his time to be able to step away from it and talk to his family and figure out what he wants to do. I don't have a strong expectation one way or the other. It would not surprise me one way or the other.

**Q: Is there a part of you that wants him to talk some time to make his decision so it can be more informed?**

A: Yeah. You have to heal mentally and you have to heal physically. That's a process for all of us, stepping away from it. You guys too. You have to step away. You're here every day. You got to step away. You've got to go refresh. You want to make sure you make a decision that is not an emotional decision and that's an informed decision and really kind of check your whole card a little bit.

**Q: Do you think Pat Williams is in that same boat?**

A: Pat was in the training room today along with Kevin (Williams), as well, neither of which are going to go to the Pro Bowl here just because of where they are at physically. But yeah, Pat is right in the same boat there with where he's at physically, with where he is at age-wise. Everybody has a meeting with themselves at the end of this thing because it is a long, hard journey and it has a toll.

**Q: Are you disappointed that you are not coaching in the Pro Bowl?**

A: That doesn't disappoint me at all. I've been to Hawaii three times to the Pro Bowl. There is something fundamentally wrong with driving out of the Honolulu airport and knowing where you're going, to the Ihilani and knowing the road up to the North Shore and around the island. There is something kind of wrong about that in my mind.

**Q: Will Steve Hutchinson play in the Pro Bowl?**

A: I believe that Steve is down there right now. I think his intentions are to play. He has to come back and go through some more medical evaluations.

**Q: Is the timeline of E.J. Henderson's injury recovery any clearer now?**

A: It's not because it is so early. I know he's able to be weight-bearing now. He still has the crutches. I think those things start to clear up as you start to do some of the functional rehab stuff.

**Q: Did it benefit you having Sage Rosenfels and Tarvaris Jackson battling for the starting job at training camp in case Favre does not return?**

A: We typically have gone with three quarterbacks and at least go to training camp with three. Should he not come back, you'd have to find an able body that either was just an able body or somebody that you felt like could be in the mix to be your third. But again, those are down-the-road things.



Sage and Tarvaris were going to be the guys we were going to lean on in the beginning. We'll just kind of open it up and re-visit when we know a little bit more.

**Q: Is it tough to swallow the 12th man in the huddle penalty late in the game?**

A: Like I said though, that's my mistake. Not that I've accepted it myself. I'm harder (on myself) than any of you guys are. It hurts a great deal and it hurts everyone a great deal. I'm disappointed that it happened. I know why it happened. It happened. It didn't happen in a vacuum.

**Q: Do you not want to say why it happened?**

A: I know what the conversation was about personnel groupings and I can see where in that 30-second span that seemed like 30 minutes, what the processes were and obviously it wasn't clear to everyone.

**Q: What was your gut feeling when you noticed there were 12 men in the huddle?**

A: It's not good, I can tell you that. I saw it when the group was still together and moving out. It was too big a group. Like I said, most of those guys were so focused that nobody noticed who was by who and they're all just trying to do right.

**Q: Is this at the top of the list for tough losses in your coaching career?**

A: As coaches you always remember the tough losses. I would say the highs aren't as high as the lows are low in this business. Once again, you did something to get there and the guys gave a great accounting of themselves. They took this state on a great ride. I'd rather be, at some point and time, in a celebrating mode as opposed to looking at the loss.

**Q: Did Antoine Winfield hurt his foot again on Sunday?**

A: I've got different information than that. I think he's just hurting from the end of the season. He should be fine.

**Q: Any other injuries that guys will have to recover from in the offseason?**

A: It kind of remains to be seen right now. Some guys are rehabbing and we'll just see where like Steve Hutchinson is when he comes back from the



**SHOW YOUR  
HORNS**

## **VIKINGS VITALS**

- **Offensive and Defensive Statistics**
  - **Rosters and Depth Chart**
    - **Participation Chart**
  - **How The Vikings Were Built**
    - **Roster Moves**
  - **Game-By-Game Statistics**
    - **The Last Time**

# VIKINGS 2009 REGULAR SEASON STATISTICS

## WON 12, LOST 4

9/13	W	34-20	at Cleveland	70,560 (SO)
9/20	W	27-13	at Detroit	56,269
9/27	W	27-24	vs San Francisco	63,398 (SO)
10/5	W	30-23	vs. Green Bay	63,846 (SO)
10/11	W	38-10	at St. Louis	60,166
10/18	W	33-31	vs Baltimore	63,689 (SO)
10/25	L	17-27	at Pittsburgh	65,597 (SO)
11/1	W	38-26	at Green Bay	71,213(SO)
11/16	W	27-10	vs Detroit	63,854(SO)
11/22	W	35-9	vs Seattle	63,854(SO)
11/29	W	36-10	vs Chicago	63,854(SO)
12/6	L	17-30	at Arizona	64,121(SO)
12/13	W	30-10	vs Cincinnati	63,854(SO)
12/20	L	7-26	at Carolina	73,515(SO)
12/28	L	30-36 OT	at Chicago	62,479(SO)
01/03	W	44-7	vs New York Giants	63,854(SO)

	Minn.	Opp.
Total First Downs	343	271
Rushing	99	63
Passing	220	183
Penalty	24	25
3rd Down: Made/Att	100/223	69/200
3rd Down: Pct	44.8	34.5
4th Down: Made/Att	8/12	5/12
4th Down: Pct	66.7	41.7
Possession Avg.	32:40	27:20
Total Net Yards	6074	4888
Avg. Per Game	379.6	305.5
Total Plays	1054	940
Avg. Per Play	5.8	5.2
Net Yards Rushing	1918	1394
Avg. Per Game	119.9	87.1
Total Rushes	467	357
Net Yards Passing	4156	3494
Avg. Per Game	259.8	218.4
Sacked/Yards Lost	34/247	48/318
Gross Yards Passing	4403	3812
Att./Completions	553/377	535/341
Completion Pct.	68.2	63.7
Had Intercepted	7	11
Punts/Average	73/43.9	89/44.7
Net Punting Avg.	37.8	38.2
Penalties/Yards	101/757	109/902
Fumbles/Ball Lost	19/11	35/13
Touchdowns	56	36
Rushing	19	5
Passing	34	26
Returns	3	5

Score by Periods	1	2	3	4	OT	T
VIKINGS	69	156	111	134	0	470
Opponents	29	101	56	120	6	312

Scoring	Ru	Re	Rt	1 pt.	2 pt.	FG	S	T
Longwell	0	0	0	54/55	-	26/28	-	132
Peterson	18	0	0	-	-	-	-	108
Shiancoe	0	11	0	-	-	-	-	66
Harvin	0	6	2	-	-	-	-	48
Rice	0	8	0	-	-	-	-	48
Berrian	0	4	0	-	-	-	-	24
Dugan	0	2	0	-	-	-	-	12
Taylor	1	1	0	-	-	-	-	12
J. Allen	0	0	1	-	-	-	1	8
Lewis	0	1	0	-	-	-	-	6
Tahi	0	1	0	-	-	-	-	6
<b>VIKINGS</b>	<b>19</b>	<b>34</b>	<b>3</b>	<b>54/55</b>	<b>-</b>	<b>26/28</b>	<b>1</b>	<b>470</b>
<b>Opponents</b>	<b>5</b>	<b>26</b>	<b>5</b>	<b>30/31</b>	<b>-</b>	<b>22/26</b>	<b>-</b>	<b>312</b>

2-Pt. Conversions: TEAM 0-1, OPPONENTS 0-4

**SACKS:** J. Allen 14.5, Edwards 8.5, K. Williams 6, Robison 4.5, Kennedy 3, Leber 2.5, E.J. Henderson 2, P. Williams 2, TEAM 2, Abdullah 1, A. Allen 1, Winfield 1, TEAM 48, OPPONENTS 34

**FUM/LOST:** Peterson 7/6, Reynaud 3/0, Favre 2/2, Taylor 2/0, Greenway 1/0, Harvin 1/0, Rice 1/1, Robison 1/1, Sullivan 1/1

Field Goals	1-19	20-29	30-39	40-49	50+
Longwell	1/1	10/10	5/6	8/9	2/2
<b>VIKINGS</b>	<b>1/1</b>	<b>10/10</b>	<b>5/6</b>	<b>8/9</b>	<b>2/2</b>
<b>Opponents</b>	<b>0/0</b>	<b>8/8</b>	<b>10/10</b>	<b>4/7</b>	<b>0/1</b>

**VIKINGS:** (21, 37) (26, 46) (40, 52, 44B) ( ) (47) (40, 22, 29, 31) (18) (41) (22,35) ( ) (52,37,20) (25) (41,23,44) (39N) (41) (36, 24, 27)

**Opponents:** (37, 20) (30, 48) (37) (31) (29) (29, 44N) (39, 27) (37, 26, 51N) (48N,38) (40) (38) (31,30,29) (22) ( ) (22, 42, 41, 45N) ( )

PASSING	Att.	Cmp.	Yards	Pct.	Yd/Att	TD	TD%	Int.	Int%	Lg	Sk/Lst	Rating
Favre	531	363	4202	68.4	7.91	33	6.2	7	1.3	63	34/247	107.2
Jackson	21	14	201	66.7	9.57	1	4.8	0	0.0	34t	0/0	113.4
Rice	1	0	0	0.0	0.00	0	0.0	0	0.0	0	0/0	39.6
<b>VIKINGS</b>	<b>553</b>	<b>377</b>	<b>4403</b>	<b>68.2</b>	<b>7.96</b>	<b>34</b>	<b>6.1</b>	<b>7</b>	<b>1.3</b>	<b>63</b>	<b>34/247</b>	<b>107.3</b>
<b>Opponents</b>	<b>535</b>	<b>341</b>	<b>3812</b>	<b>63.7</b>	<b>7.13</b>	<b>26</b>	<b>4.9</b>	<b>11</b>	<b>2.1</b>	<b>63</b>	<b>48/318</b>	<b>92.5</b>

RUSHING	Att.	Yds	Avg	Long	TD
Peterson	314	1383	4.4	64t	18
Taylor	94	338	3.6	25	1
Harvin	15	135	9.0	35	0
Young	12	53	4.4	10	0
Dugan	3	7	2.3	5	0
Favre	9	7	0.8	4	0
Tahi	3	5	1.7	2	0
Jackson	17	-10	-0.6	6	0
<b>VIKINGS</b>	<b>467</b>	<b>1918</b>	<b>4.1</b>	<b>64t</b>	<b>19</b>
<b>Opponents</b>	<b>357</b>	<b>1394</b>	<b>3.9</b>	<b>42</b>	<b>5</b>

RECEIVING	No.	Yds	Avg	Long	TD
Rice	83	1312	15.8	63	8
Harvin	60	790	13.2	51t	6
Shiancoe	56	566	10.1	27	11
Berrian	55	618	11.2	40	4
Taylor	44	389	8.8	33	1
Peterson	43	436	10.1	63	0
Kleinsasser	10	70	7.0	21	0
Tahi	10	67	6.7	32	1
Lewis	8	96	12.0	32t	1
Dugan	6	52	8.7	25	2
J. Johnson	1	9	9.0	9	0
Favre	1	-2	-2.0	-2	0
<b>VIKINGS</b>	<b>377</b>	<b>4403</b>	<b>11.7</b>	<b>63</b>	<b>34</b>
<b>Opponents</b>	<b>341</b>	<b>3812</b>	<b>11.2</b>	<b>63</b>	<b>26</b>

INTERCEPTIONS	No.	Yds	Avg	Long	TD
Griffin	4	-2	-0.5	0	0
Greenway	3	49	16.3	36	0
A. Allen	1	0	0.0	0	0
T. Johnson	1	0	0.0	0	0
Winfield	1	0	0.0	0	0
J. Allen	1	-4	-4.0	-4	0
<b>VIKINGS</b>	<b>11</b>	<b>43</b>	<b>3.9</b>	<b>36</b>	<b>0</b>
<b>Opponents</b>	<b>7</b>	<b>120</b>	<b>17.1</b>	<b>82t</b>	<b>1</b>

OPP. FUMBLE RECOVERIES	No.	Yds	Avg	Long	TD
Greenway	3	0	0.0	0	0
J. Allen	2	52	26.0	52t	1
Farwell	2	0	0.0	0	0
E.J. Henderson	1	6	6.0	6	0
Edwards	1	0	0.0	0	0
T. Johnson	1	0	0.0	0	0
Leber	1	0	0.0	0	0
K. Williams	1	0	0.0	0	0
M. Williams	1	0	0.0	0	0
<b>VIKINGS</b>	<b>13</b>	<b>58</b>	<b>4.5</b>	<b>52t</b>	<b>1</b>
<b>Opponents</b>	<b>11</b>	<b>119</b>	<b>10.8</b>	<b>77t</b>	<b>2</b>

PUNTING	No.	Yds	Avg	Net	TB	In20	Lg	B
Kluwe	73	3202	43.9	37.8	9	24	60	0
<b>VIKINGS</b>	<b>73</b>	<b>3202</b>	<b>43.9</b>	<b>37.8</b>	<b>9</b>	<b>24</b>	<b>60</b>	<b>0</b>
<b>Opponents</b>	<b>89</b>	<b>3979</b>	<b>44.7</b>	<b>38.2</b>	<b>6</b>	<b>21</b>	<b>67</b>	<b>0</b>

PUNT RETURNS	No.	FC	Yds	Avg	Long	TD
Reynaud	30	13	308	10.3	36	0
J. Johnson	16	3	134	8.4	24	0
Berrian	2	0	13	6.5	8	0
<b>VIKINGS</b>	<b>48</b>	<b>18</b>	<b>455</b>	<b>9.5</b>	<b>36</b>	<b>0</b>
<b>Opponents</b>	<b>33</b>	<b>13</b>	<b>260</b>	<b>7.9</b>	<b>67t</b>	<b>1</b>

KICKOFF RETURNS	No.	Yds	Avg	Long	TD
Harvin	42	1156	27.5	101t	2
Dugan	5	38	7.6	13	0
Reynaud	4	90	22.5	30	0
Robison	2	7	3.5	7	0
Kennedy	1	6	6.0	6	0
Rice	1	0	0.0	0	0
Tahi	1	0	0.0	0	0
<b>VIKINGS</b>	<b>56</b>	<b>1297</b>	<b>23.2</b>	<b>101t</b>	<b>2</b>
<b>Opponents</b>	<b>91</b>	<b>2060</b>	<b>22.6</b>	<b>77</b>	<b>0</b>

# 2009 REGULAR SEASON DEFENSIVE STATISTICS

## TACKLES

NAME	UA	A	T	SK	INT	PD	TFL	FF	FR	H
Greenway, Chad.....	88	39	127	0.0	3	7	4	1	3	4
Henderson, E.J.....	76	24	100	2.0	0	5	4	0	1	8
Allen, Jared.....	63	16	79	14.5	1	5	13	6	3	47
Williams, Madieu.....	56	20	76	0.0	0	6	0	0	1	2
Edwards, Ray.....	50	25	75	8.5	0	3	9	3	1	39
Griffin, Cedric.....	57	14	71	0.0	4	8	2	2	0	0
Johnson, Tyrell.....	55	16	71	0.0	1	7	1	0	0	0
Leber, Ben.....	47	23	70	2.5	0	9	6	0	1	5
Williams, Pat.....	44	18	62	2.0	0	3	8	2	0	4
Winfield, Antoine.....	47	11	58	1.0	1	9	2	1	0	0
Sapp, Benny.....	47	8	55	0.0	0	7	3	2	0	0
Williams, Kevin.....	36	19	55	6.0	0	6	6	1	1	36
Brinkley, Jasper.....	25	7	32	0.0	0	0	1	0	0	3
Kennedy, Jimmy.....	18	11	29	3.0	0	2	4	0	0	7
Allen, Asher.....	20	3	23	1.0	1	2	1	1	0	0
Sanford, Jamarca.....	12	3	15	0.0	0	0	0	0	0	0
Paymah, Karl.....	12	2	14	0.0	0	4	1	0	0	0
Robison, Brian.....	10	2	12	4.5	0	0	2	0	0	13
Evans, Fred.....	7	4	11	0.0	0	0	0	0	0	5
Farwell, Heath.....	5	3	8	0.0	0	1	0	0	0	0
Abdullah, Husain.....	3	1	4	1.0	0	1	0	0	0	0
Mitchell, Jayme.....	3	0	3	0.0	0	0	0	0	0	5
Guion, Letroy.....	2	1	3	0.0	0	1	0	0	0	7
Dugan, Jeff.....	1	0	1	0.0	0	0	0	0	0	0
Favre, Brett.....	1	0	1	0.0	0	0	0	0	0	0
Onatolu, Kenny.....	1	0	1	0.0	0	0	0	0	0	0
Rice, Sidney.....	1	0	1	0.0	0	0	0	0	0	0
Taylor, Chester.....	1	0	1	0.0	0	0	0	0	0	0
TEAM.....	1	0	1	2.0	0	0	0	0	0	0
<b>TOTALS</b>	<b>788</b>	<b>270</b>	<b>1058</b>	<b>48.0</b>	<b>11</b>	<b>86</b>	<b>67</b>	<b>19</b>	<b>11</b>	<b>185</b>

## INTERCEPTIONS

NAME	INT-YDS
Griffin, Cedric.....	4--2
Greenway, Chad.....	3-49
Allen, Asher.....	1-0
Johnson, Tyrell.....	1-0
Winfield, Antoine.....	1-0
Allen, Jared.....	1--4
<b>Totals</b>	<b>11-43</b>

## PASSES DEFENSED

NAME	PD
Leber, Ben.....	9
Winfield, Antoine.....	9
Griffin, Cedric.....	8
Greenway, Chad.....	7
Johnson, Tyrell.....	7
Sapp, Benny.....	7
Williams, Kevin.....	6
Williams, Madieu.....	6
Allen, Jared.....	5
Henderson, E.J.....	5
Paymah, Karl.....	4
Edwards, Ray.....	3
Williams, Pat.....	3
Allen, Asher.....	2
Kennedy, Jimmy.....	2
Abdullah, Husain.....	1
Farwell, Heath.....	1
Guion, Letroy.....	1
<b>Totals</b>	<b>86</b>

## TACKLES FOR LOSS

NAME	TFL
Allen, Jared.....	13
Edwards, Ray.....	9
Williams, Pat.....	8
Leber, Ben.....	6
Williams, Kevin.....	6
Greenway, Chad.....	4
Henderson, E.J.....	4
Kennedy, Jimmy.....	4
Sapp, Benny.....	3
Griffin, Cedric.....	2
Robison, Brian.....	2
Winfield, Antoine.....	2
Allen, Asher.....	1
Brinkley, Jasper.....	1
Johnson, Tyrell.....	1
Paymah, Karl.....	1
<b>Totals</b>	<b>67</b>

## SACKS

NAME	SKS
Allen, Jared.....	14.5
Edwards, Ray.....	8.5
Williams, Kevin.....	6.0
Robison, Brian.....	4.5
Kennedy, Jimmy.....	3.0
Leber, Ben.....	2.5
Henderson, E.J.....	2.0
Williams, Pat.....	2.0
Abdullah, Husain.....	1.0
Allen, Asher.....	1.0
Winfield, Antoine.....	1.0
TEAM.....	2.0
<b>Totals</b>	<b>48.0</b>

## QUARTERBACK HURRIES

NAME	H
Allen, Jared.....	47
Edwards, Ray.....	39
Williams, Kevin.....	36
Robison, Brian.....	13
Henderson, E.J.....	8
Kennedy, Jimmy.....	7
Guion, Letroy.....	7
Mitchell, Jayme.....	5
Evans, Fred.....	5
Leber, Ben.....	5
Williams, Pat.....	4
Greenway, Chad.....	4
Brinkley, Jasper.....	3
Williams, Madieu.....	2
<b>Totals</b>	<b>185</b>

## SPECIAL TEAMS TACKLES

NAME	UA	A	T	FF/FR	BK
Onatolu, Kenny.....	19	5	24	0	0
Farwell, Heath.....	18	6	24	0/2	0
Sanford, Jamarca.....	15	4	19	1/0	0
Frampton, Eric.....	12	6	18	1/0	0
Abdullah, Husain.....	10	7	17	0	0
Brinkley, Jasper.....	7	5	12	0	0
Paymah, Karl.....	8	3	11	0	0
Williams, Madieu.....	8	0	8	0	0
Johnson, Tyrell.....	4	2	6	0	0
Sapp, Benny.....	4	1	5	0	0
Allen, Asher.....	3	2	5	0	0
Henderson, Erin.....	3	2	5	0	0
Loeffler, Cullen.....	3	2	5	0	0
Griffin, Cedric.....	4	0	4	1/0	0
Lewis, Greg.....	3	0	3	0	0
Winfield, Antoine.....	3	0	3	0	0
Young, Albert.....	0	3	3	0	0
Leber, Ben.....	1	1	2	0	0
Greenway, Chad.....	1	0	1	0	0
Robison, Brian.....	0	1	1	0	0
Edwards, Ray.....	0	0	0	0	1
<b>Totals</b>	<b>126</b>	<b>49</b>	<b>175</b>	<b>3/2</b>	<b>1</b>

# VIKINGS 2009 POSTSEASON STATISTICS

## WON 1, LOST 1

1/17 W 34-3 vs Dallas 63,547 (SO)  
 1/24 L 28-31 (OT) at New Orleans 71,276 (SO)

	Minn.	Opp.
<b>Total First Downs</b> .....	<b>47</b>	<b>31</b>
Rushing .....	14	10
Passing .....	28	18
Penalty .....	5	3
3rd Down: Made/Att .....	11/25	6/25
3rd Down Pct. ....	44.0%	24.0%
4th Down: Made/Att .....	1/2	1/3
4th Down Pct. ....	50.0%	33.3%
<b>Possession Avg.</b> .....	<b>31:52</b>	<b>28:08</b>
<b>Total Net Yards</b> .....	<b>798</b>	<b>505</b>
Avg. Per Game .....	399.0	252.5
Total Plays .....	142	121
Avg. Per Play .....	5.6	4.2
<b>Net Yards Rushing</b> .....	<b>274</b>	<b>160</b>
Avg. Per Game .....	137.0	80.0
Total Rushes .....	69	48
<b>Net Yards Passing</b> .....	<b>524</b>	<b>345</b>
Avg. Per Game .....	262.0	172.5
Sacked/Yards Lost .....	3/20	7/50
Gross Yards .....	544	395
Attempts/Completions .....	70/43	66/39
Completion Pct. ....	61.4%	59.1%
Had Intercepted .....	2	1
<b>Punts/Average</b> .....	<b>9/42.7</b>	<b>10/49.6</b>
<b>Net Punting Avg.</b> .....	<b>40.4</b>	<b>48.1</b>
<b>Penalties/Yards</b> .....	<b>13/82</b>	<b>11/98</b>
<b>Fumbles/Ball Lost</b> .....	<b>6/3</b>	<b>7/3</b>
<b>Touchdowns</b> .....	<b>8</b>	<b>4</b>
Rushing .....	3	1
Passing .....	5	3
Returns .....	0	0

Score by Periods	1	2	3	4	OT	T
VIKINGS .....	21	10	7	24	0	62
Opponents .....	7	10	7	7	3	34

Scoring	Ru	Re	Rt	1 pt.	2 pt.	FG	S	T
Rice .....	0	4	0	-	-	-	-	24
Peterson .....	3	0	0	-	-	-	-	18
Longwell .....	0	0	0	8/8	-	2/2	-	14
Shiancoe .....	0	1	0	-	-	-	-	6
<b>VIKINGS</b> .....	<b>3</b>	<b>5</b>	<b>0</b>	<b>8/8</b>	<b>-</b>	<b>2/2</b>	<b>-</b>	<b>62</b>
<b>Opponents</b> .....	<b>1</b>	<b>3</b>	<b>0</b>	<b>4/4</b>	<b>-</b>	<b>2/4</b>	<b>-</b>	<b>34</b>

2-Pt. Conversions: TEAM 0-0, OPPONENTS 0-0

SACKS: Edwards 4.0, Allen 1.0, Greenway 1.0, Kennedy 1.0 TEAM 7.0, OPPONENTS 3.0

FUM/LOST: Peterson 2/0, Berrian 1/1, Favre 1/1, Harvin 1/1, Reynaud 1/0. Total: 6/3.

Field Goals	1-19	20-29	30-39	40-49	50+
Longwell .....	0/0	2/2	0/0	0/0	0/0
<b>VIKINGS</b> .....	<b>0/0</b>	<b>2/2</b>	<b>0/0</b>	<b>0/0</b>	<b>0/0</b>
<b>Opponents</b> .....	<b>0/0</b>	<b>0/0</b>	<b>1/1</b>	<b>1/3</b>	<b>0/0</b>

Vikings: (23, 28) ( )  
 Opponents: (48N, 33, 49N) (40)

RUSHING	Att.	Yds	Avg	Long	TD
Peterson .....	51	185	3.6	27	3
Taylor .....	10	51	5.1	14	0
Harvin .....	7	38	5.4	14	0
Favre .....	1	0	0.0	0	0
<b>Team</b> .....	<b>69</b>	<b>274</b>	<b>4.0</b>	<b>27</b>	<b>3</b>
<b>Opponents</b> .....	<b>48</b>	<b>160</b>	<b>3.3</b>	<b>17</b>	<b>1</b>

RECEIVING	No.	Yds	Avg	Long	TD
Berrian .....	12	134	11.2	30	0
Rice .....	10	184	18.4	47t	4
Harvin .....	6	39	6.5	20	0
Shiancoe .....	5	94	18.8	26	1
Taylor .....	5	34	6.8	11	0
Peterson .....	3	33	11.0	19	0
Kleinsasser .....	2	26	13.0	14	0
<b>Team</b> .....	<b>43</b>	<b>544</b>	<b>12.7</b>	<b>47t</b>	<b>5</b>
<b>Opponents</b> .....	<b>39</b>	<b>395</b>	<b>10.1</b>	<b>38t</b>	<b>3</b>

INTERCEPTIONS	No.	Yds	Avg	Long	TD
Leber .....	1	10	10.0	10	0
<b>VIKINGS</b> .....	<b>1</b>	<b>10</b>	<b>10.0</b>	<b>10</b>	<b>0</b>
<b>Opponents</b> .....	<b>2</b>	<b>29</b>	<b>14.5</b>	<b>26</b>	<b>0</b>

OPP. FUMBLE RECOVERIES	No.	Yds	Avg	Long	TD
Leber .....	1	0	0.0	0	0
Onatolu .....	1	0	0.0	0	0
K. Williams .....	1	0	0.0	0	0
<b>VIKINGS</b> .....	<b>3</b>	<b>0</b>	<b>0.0</b>	<b>0</b>	<b>0</b>
<b>Opponents</b> .....	<b>3</b>	<b>5</b>	<b>1.7</b>	<b>5</b>	<b>0</b>

PUNTING	No.	Yds	Avg	Net	TB	In20	Lg	B
Kluwe .....	9	384	42.7	40.4	1	3	61	0
<b>VIKINGS</b> .....	<b>9</b>	<b>384</b>	<b>42.7</b>	<b>40.4</b>	<b>1</b>	<b>3</b>	<b>61</b>	<b>0</b>
<b>Opponents</b> .....	<b>10</b>	<b>496</b>	<b>49.6</b>	<b>48.1</b>	<b>0</b>	<b>6</b>	<b>63</b>	<b>0</b>

PUNT RETURNS	No.	FC	Yds	Avg	Long	TD
Reynaud .....	3	4	15	5.0	9	0
<b>VIKINGS</b> .....	<b>3</b>	<b>4</b>	<b>15</b>	<b>5.0</b>	<b>9</b>	<b>0</b>
<b>Opponents</b> .....	<b>2</b>	<b>4</b>	<b>0</b>	<b>0.0</b>	<b>0</b>	<b>0</b>

KICKOFF RETURNS	No.	Yds	Avg	Long	TD
Harvin .....	2	33	16.5	17	0
<b>VIKINGS</b> .....	<b>2</b>	<b>33</b>	<b>16.5</b>	<b>17</b>	<b>0</b>
<b>Opponents</b> .....	<b>13</b>	<b>291</b>	<b>22.4</b>	<b>61</b>	<b>0</b>

PASSING	Att.	Cmp.	Yards	Pct.	Yd/Att	TD	TD%	Int.	Int%	Lg	Sk/Lst	Rating
Favre .....	70	43	544	61.4%	7.8	5	7.1%	2	2.9%	47t	3/20	97.6
<b>Team</b> .....	<b>70</b>	<b>43</b>	<b>544</b>	<b>61.4%</b>	<b>7.8</b>	<b>5</b>	<b>7.1%</b>	<b>2</b>	<b>2.9%</b>	<b>47t</b>	<b>3/20</b>	<b>97.6</b>
<b>Opponents</b> .....	<b>66</b>	<b>39</b>	<b>395</b>	<b>59.1%</b>	<b>6.0</b>	<b>3</b>	<b>4.5%</b>	<b>1</b>	<b>1.5%</b>	<b>38t</b>	<b>7/50</b>	<b>85.1</b>

# 2009 POSTSEASON DEFENSIVE STATISTICS

## TACKLES

NAME	UA	A	T	SK	INT	PD	TFL	FF	FR	H
Leber, Ben	16	2	18	0.0	1	4	3	0	1	1
Greenway, Chad	12	5	17	1.0	0	2	1	0	0	1
Williams, Kevin	10	4	14	0.0	0	1	3	0	1	8
Edwards, Ray	11	1	12	4.0	0	0	3	2	0	7
Williams, Madiou	10	1	11	0.0	0	0	0	0	0	0
Griffin, Cedric	9	2	11	0.0	0	1	0	0	0	0
Brinkley, Jasper	8	2	10	0.0	0	0	1	0	0	0
Allen, Jared	5	4	9	1.0	0	2	1	1	0	9
Williams, Pat	3	5	8	0.0	0	0	0	1	0	1
Evans, Fred	6	0	6	0.0	0	0	2	0	0	5
Johnson, Tyrell	3	3	6	0.0	0	0	0	0	0	0
Sapp, Benny	5	0	5	0.0	0	0	0	0	0	0
Winfield, Antoine	4	1	5	0.0	0	0	0	0	0	0
Kennedy, Jimmy	3	0	3	1.0	0	0	0	0	0	0
Allen, Asher	2	0	2	0.0	0	0	0	0	0	0
Robison, Brian	1	0	1	0.0	0	0	0	0	0	2
<b>TOTALS</b>	<b>108</b>	<b>30</b>	<b>138</b>	<b>7.0</b>	<b>1</b>	<b>10</b>	<b>14</b>	<b>4</b>	<b>2</b>	<b>34</b>

## TACKLES FOR LOSS

NAME	TFL
Edwards, Ray	3
Leber, Ben	3
Williams, Kevin	3
Evans, Fred	2
Allen, Jared	1
Brinkley, Jasper	1
Greenway, Chad	1
<b>Totals</b>	<b>14</b>

## SACKS

NAME	SKS
Edwards, Ray	4.0
Allen, Jared	1.0
Greenway, Chad	1.0
Kennedy, Jimmy	1.0
<b>Totals</b>	<b>7.0</b>

## INTERCEPTIONS

NAME	INT-YDS
Leber, Ben	1-10
<b>Totals</b>	<b>1-10</b>

## PASSES DEFENSED

NAME	PD
Leber, Ben	4
Greenway, Chad	2
Allen, Jared	2
Griffin, Cedric	1
Williams, Kevin	1
<b>Totals</b>	<b>10</b>

## QUARTERBACK HURRIES

NAME	H
Allen, Jared	9
Williams, Kevin	8
Edwards, Ray	7
Evans, Fred	5
Robison, Brian	2
Greenway, Chad	1
Leber, Ben	1
Williams, Pat	1
<b>Totals</b>	<b>34</b>

## SPECIAL TEAMS TACKLES

NAME	UA	A	T	FF/FR	BK
Abdullah, Husain	4	1	5	0/0	0
Frampton, Eric	4	1	5	1/0	0
Farwell, Heath	3	1	4	0/0	0
Johnson, Tyrell	1	2	3	0/0	0
Williams, Madiou	1	1	2	0/0	0
Allen, Asher	1	0	1	0/0	0
Brinkley, Jasper	1	0	1	0/0	0
Griffin, Cedric	1	0	1	0/0	0
Onatolu, Kenny	1	0	1	0/1	0
Young, Albert	1	0	1	0/0	0
Sanford, Jamarca	0	1	1	0/0	0
<b>Totals</b>	<b>18</b>	<b>7</b>	<b>25</b>	<b>1/1</b>	<b>0</b>



# MINNESOTA VIKINGS 2009 ALPHABETICAL ROSTER

Updated: January 29, 2010

No.	Name	Pos	Ht	Wt	Age	Birthdate	Exp	College	HS Hometown	Acquired	2009 Participation				2009 Playoffs			
											G	S	DNP	IA	G	S	DNP	IA
39	Abdullah, Husain	S	6-0	204	24	7/27/85	2	Washington State	Pomona, CA	FA '08	14	0	0	2	2	0	0	0
21	Allen, Asher	CB	5-9	194	22	1/22/88	R	Georgia	Tucker, GA	D3 '09	10	1	0	6	2	0	0	0
69	Allen, Jared	DE	6-6	270	27	4/3/82	6	Idaho State	Los Gatos, CA	T (KC) '08	16	16	0	0	2	2	0	0
87	Berrian, Bernard	WR	6-1	185	29	12/27/80	6	Fresno State	Winton, CA	UFA (Chi) '08	16	15	0	0	2	2	0	0
54	Brinkley, Jasper	LB	6-1	252	24	7/12/85	R	South Carolina	Thomson, GA	D5 '09	16	4	0	0	2	0	0	0
62	Cook, Ryan	T	6-6	328	26	5/8/83	4	New Mexico	Albuquerque, NM	D2b '06	16	0	0	0	2	0	0	0
68	Cooper, Jon	C	6-2	291	23	10/1/86	R	Oklahoma	Fort Collins, CO	FA '09	1	0	2	10	0	0	0	2
83	Dugan, Jeff	TE	6-4	258	28	4/8/81	6	Maryland	Pittsburgh, PA	D7 '04	16	3	0	0	2	0	0	0
91	Edwards, Ray	DE	6-5	268	25	1/1/85	4	Purdue	Cincinnati, OH	D4 '06	16	16	0	0	2	2	0	0
90	Evans, Fred	DT	6-4	305	26	11/6/83	4	Texas St.-San Marcos	Morgan Park, IL	FA '07	13	0	0	3	2	0	0	0
59	Farwell, Heath	LB	6-0	235	28	12/31/81	5	San Diego State	Corona, CA	FA '05	16	0	0	0	2	0	0	0
4	Favre, Brett	QB	6-2	222	40	10/10/69	19	Southern Mississippi	Kiln, MS	FA '09	16	16	0	0	2	2	0	0
37	Frampton, Eric	S	5-11	205	26	2/6/84	3	Washington State	San Jose, CA	W (Det) '07	16	0	0	0	2	0	0	0
52	Greenway, Chad	LB	6-1	242	27	1/12/83	4	Iowa	Mt. Vernon, SD	D1 '06	16	16	0	0	2	2	0	0
23	Griffin, Cedric	CB	6-0	203	27	11/11/82	4	Texas	San Antonio, TX	D2a '06	16	16	0	0	2	2	0	0
98	Guion, Letroy	DT	6-4	303	22	6/21/87	2	Florida State	Starke, FL	D5b '08	7	0	0	9	0	0	0	2
12	Harvin, Percy	WR	5-11	184	21	5/28/88	R	Florida	Virginia Beach, VA	D1 '09	15	7	0	1	2	1	0	0
64	Herrera, Anthony	G	6-2	315	29	6/14/80	6	Tennessee	Naples, FL	FA '04	14	14	0	2	2	2	0	0
79	Hicks, Artis	G	6-4	335	31	11/28/78	8	Memphis	Jackson, TN	T (Phi) '06	16	3	0	0	2	0	0	0
76	Hutchinson, Steve	G	6-5	313	32	11/1/77	9	Michigan	Ft. Lauderdale, FL	RFA (Sea) '06	16	16	0	0	2	2	0	0
7	Jackson, Tarvaris	QB	6-2	225	26	4/21/83	4	Alabama State	Montgomery, AL	D2c '06	8	0	8	0	0	0	2	0
11	Johnson, Jaymar	WR	6-0	176	25	7/10/84	1	Jackson State	Gary, IN	D6b '08	6	0	0	10	0	0	0	2
25	Johnson, Tyrell	S	6-0	207	24	5/19/85	2	Arkansas State	Rison, AR	D2 '08	15	15	0	1	2	2	0	0
73	Kennedy, Jimmy	DT	6-5	320	30	11/15/79	7	Penn State	Yonkers, NY	FA (Jac) '08	13	1	0	3	2	0	0	0
40	Kleinsasser, Jim	TE	6-3	272	33	1/31/77	11	North Dakota	Carrington, ND	D2 '99	16	8	0	0	2	1	0	0
5	Kluwe, Chris	P	6-4	215	28	12/24/81	5	UCLA	Los Alamitos, CA	W (Sea) '05	16	0	0	0	2	0	0	0
51	Leber, Ben	LB	6-3	244	31	12/7/78	8	Kansas State	Vermillion, SD	UFA (SD) '06	16	13	0	0	2	1	0	0
57	Leman, J	LB	6-2	240	24	3/1/85	1	Illinois	Champaign, IL	FA '09	0	0	0	3	0	0	0	2
17	Lewis, Greg	WR	6-0	185	30	2/12/80	7	Illinois	Matteson, IL	FA '09	13	1	0	3	2	0	0	0
71	Loadholt, Phil	T	6-8	343	24	1/21/86	R	Oklahoma	Fountain, CO	D2 '09	15	15	0	1	2	2	0	0
46	Loeffler, Cullen	LS	6-5	241	29	1/27/81	6	Texas	Ingram, TX	FA '04	16	0	0	0	2	0	0	0
8	Longwell, Ryan	K	6-0	200	35	8/16/74	13	California	Bend, OR	UFA (GB) '06	16	0	0	0	2	0	0	0
74	McKinnie, Bryant	T	6-8	335	30	9/23/79	8	Miami	Woodbury, NJ	D1 '02	16	16	0	0	2	2	0	0
45	Mills, Garrett	TE	6-1	235	26	10/12/83	3	Tulsa	Jenks, OK	W (NE) '07	0	0	0	4	0	0	0	2
92	Mitchell, Jayme	DE	6-6	285	25	3/15/84	4	Mississippi	Jackson, MS	FA '06	4	0	0	12	1	0	0	1
55	Onatolu, Kenny	LB	6-2	225	27	10/8/82	1	Nebraska-Omaha	Papillion, NE	FA '09	16	0	0	0	2	0	0	0
41	Paymah, Karl	CB	6-0	195	27	11/29/82	4	Washington State	Culver City, CA	UFA (Den.) '09	12	2	0	4	0	0	0	2
28	Peterson, Adrian	RB	6-1	217	24	3/21/85	3	Oklahoma	Palestine, TX	D1 '07	16	15	0	0	2	2	0	0
82	Reynaud, Darius	WR	5-9	201	25	12/29/84	2	West Virginia	Boutte, LA	FA '08	11	0	0	5	2	0	0	0
18	Rice, Sidney	WR	6-4	202	23	9/1/86	3	South Carolina	Gaffney, SC	D2 '07	16	15	0	0	2	2	0	0
96	Robison, Brian	DE	6-3	259	26	4/27/83	3	Texas	Splendora, TX	D4 '07	16	0	0	0	2	0	0	0
2	Rosenfels, Sage	QB	6-4	225	31	3/6/78	9	Iowa State	Maquoketa, IA	T (Hou) '09	0	0	0	16	0	0	0	2
33	Sanford, Jamarca	S	5-10	200	24	8/27/85	R	Mississippi	Batesville, MS	D7 '09	14	1	0	2	2	0	0	0
22	Sapp, Benny	CB	5-9	190	29	1/20/81	6	Northern Iowa	Ft. Lauderdale, FL	UFA (KC) '08	16	7	0	0	2	2	0	0
81	Shiancoe, Visanthe	TE	6-4	250	29	6/18/80	7	Morgan State	Laurel, MD	UFA (NYG) '07	16	14	0	0	2	2	0	0
65	Sullivan, John	C	6-4	301	24	8/8/85	2	Notre Dame	Old Greenwich, CT	D6a '08	16	16	0	0	2	2	0	0
38	Tahi, Naufahu	FB	6-0	254	28	10/30/81	4	BYU	West Valley City, UT	PS (Cin) '06	15	2	0	1	2	0	0	0
29	Taylor, Chester	RB	5-11	213	30	9/22/79	8	Toledo	River Rouge, MI	UFA (Balt) '06	16	0	0	0	2	0	0	0
93	Williams, Kevin	DT	6-5	311	29	8/16/80	7	Oklahoma State	Fordyce, AR	D1 '03	16	16	0	0	2	2	0	0
20	Williams, Madieu	S	6-1	203	28	10/18/81	6	Maryland	Lanham, MD	UFA (Cin) '08	16	16	0	0	2	2	0	0
94	Williams, Pat	DT	6-3	317	37	10/24/72	13	Texas A&M	Monroe, LA	UFA (Buf) '05	15	15	0	1	2	2	0	0
26	Winfield, Antoine	CB	5-9	180	32	6/24/77	11	Ohio State	Akron, OH	UFA (Buf) '04	10	9	0	6	2	2	0	0
34	Young, Albert	RB	5-10	209	24	2/25/85	1	Iowa	Moorestown, NJ	FA '08	7	0	0	9	1	0	0	1

## 2009 MINNESOTA VIKINGS PRACTICE SQUAD

No.	Name	Pos	Ht	Wt	Age	Birthdate	Exp	College	HS Hometown	Acquired	G	S	DNP	IA	G	S	DNP	IA
49	Anderson, Colt	S	5-10	194	24	10/25/85	R	Montana	Butte, MT	FA '09	-	-	-	-	-	-	-	-
78	Brown, Patrick	T	6-5	310	23	12/25/86	R	Central Florida	St. Charles, IL	FA '09	-	-	-	-	-	-	-	-
75	Clark, Chris	T	6-5	315	24	10/1/85	1	Southern Mississippi	New Orleans, LA	FA '08	-	-	-	-	-	-	-	-
42	Johnson, Ian	RB	5-11	212	23	10/10/86	R	Boise State	San Dimas, CA	FA '09	-	-	-	-	-	-	-	-
95	Johnson, Tremaine	DT	6-2	285	24	9/26/85	R	LSU	Galena Park, TX	FA '09	-	-	-	-	-	-	-	-
15	Perretta, Vinny	WR	5-9	186	24	10/14/85	R	Boise State	Encitas, CA	FA '09	-	-	-	-	-	-	-	-
60	Radovich, Drew	T	6-5	305	24	6/20/85	2	Southern California	Mission Viejo, CA	FA '09	-	-	-	-	-	-	-	-
24	Wright, DeAndre	CB	5-11	190	23	4/13/86	R	New Mexico	Brandywine, MD	FA '09	-	-	-	-	-	-	-	-

## INJURED RESERVE

No.	Name	Pos	Ht	Wt	Age	Birthdate	Exp	College	HS Hometown	Acquired	G	S	DNP	IA	G	S	DNP	IA
56	Henderson, E.J.	LB	6-1	245	29	8/3/80	7	Maryland	Aberdeen, MD	D2 '03	12	12	0	0	0	0	0	0

## ROSTER EXEMPTION

No.	Name	Pos	Ht	Wt	Age	Birthdate	Exp	College	HS Hometown	Acquired	G	S	DNP	IA	G	S	DNP	IA
50	Henderson, Erin	LB	6-3	244	23	7/1/86	2	Maryland	Aberdeen, MD	FA '08	2	0	0	11	0	0	0	0

## 2009 MINNESOTA VIKINGS COACHING STAFF

Head Coach: Brad Childress

Assistants: Leslie Frazier (Assistant Head Coach/Defensive Coordinator), Darrell Bevell (Offensive Coordinator), Brian Murphy (Special Teams Coordinator), Juney Barnett (Assistant Strength and Conditioning), Eric Bieniemy (Running Backs), Karl Dunbar (Defensive Line), Ryan Ficken (Quality Control-Offense/Running Backs), Jason Glenn (Special Teams Assistant/Player Development), Jim Hueber (Assistant Offensive Line), Jeff Imamura (Quality Control-Defense/Linebackers), Jimmie Johnson (Tight Ends), Tom Kanavy (Strength and Conditioning), Derek Mason (Assistant Defensive Backs), Pat Morris (Offensive Line), Fred Pagac (Linebackers), Dennis Polian (Assistant to Head Coach), Diron Reynolds (Defensive Assistant/Defensive Line), Kevin Rogers (Quarterbacks), Ryan Silverfield (Offensive/Defensive Assistant), Kevin Stefanski (Quality Control-Offense), George Stewart (Wide Receivers), Martin Streight (Assistant Strength and Conditioning), Chris White (Assistant Special Teams), Joe Woods (Defensive Backs).

Active Roster Total - 53

# MINNESOTA VIKINGS 2009 NUMERICAL ROSTER

Updated: January 29, 2010

No.	Name	Pos	Ht	Wt	Age	Birthdate	Exp	College	HS Hometown	Acquired	2009 Participation				2009 Playoffs			
											G	S	DNP	IA	G	S	DNP	IA
2	Sage Rosenfels	QB	6-4	225	31	3/6/78	9	Iowa State	Maquoketa, IA	T (Hou) '09	0	0	0	16	0	0	0	2
4	Brett Favre	QB	6-2	222	40	10/10/69	19	Southern Mississippi	Kiln, MS	FA '09	16	16	0	0	2	2	0	0
5	Chris Kluwe	P	6-4	215	28	12/24/81	5	UCLA	Los Alamitos, CA	W (Sea) '05	16	0	0	0	2	0	0	0
7	Tarvaris Jackson	QB	6-2	225	26	4/21/83	4	Alabama State	Montgomery, AL	D2c '06	8	0	8	0	0	0	2	0
8	Ryan Longwell	K	6-0	200	35	8/16/74	13	California	Bend, OR	UFA (GB) '06	16	0	0	0	2	0	0	0
11	Jaymar Johnson	WR	6-0	176	25	7/10/84	1	Jackson State	Gary, IN	D6b '08	6	0	0	10	0	0	0	2
12	Percy Harvin	WR	5-11	184	21	5/28/88	R	Florida	Virginia Beach, VA	D1 '09	15	7	0	1	2	1	0	0
17	Greg Lewis	WR	6-0	185	30	2/12/80	7	Illinois	Matteson, IL	FA '09	13	1	0	3	2	0	0	0
18	Sidney Rice	WR	6-4	202	23	9/1/86	3	South Carolina	Gaffney, SC	D2 '07	16	15	0	0	2	2	0	0
20	Madieue Williams	S	6-1	203	28	10/18/81	6	Maryland	Lanham, MD	UFA (Cin) '08	16	16	0	0	2	2	0	0
21	Asher Allen	CB	5-9	194	22	1/22/88	R	Georgia	Tucker, GA	D3 '09	10	1	0	6	2	0	0	0
22	Benny Sapp	CB	5-9	190	29	1/20/81	6	Northern Iowa	Ft. Lauderdale, FL	UFA (KC) '08	16	7	0	0	2	2	0	0
23	Cedric Griffin	CB	6-0	203	27	11/11/82	4	Texas	San Antonio, TX	D2a '06	16	16	0	0	2	2	0	0
25	Tyrell Johnson	S	6-0	207	24	5/19/85	2	Arkansas State	Rison, AR	D2 '08	15	15	0	1	2	2	0	0
26	Antoine Winfield	CB	5-9	180	32	6/24/77	11	Ohio State	Akron, OH	UFA (Buf) '04	10	9	0	6	2	2	0	0
28	Adrian Peterson	RB	6-1	217	24	3/21/85	3	Oklahoma	Palestine, TX	D1 '07	16	15	0	0	2	2	0	0
29	Chester Taylor	RB	5-11	213	30	9/22/79	8	Toledo	River Rouge, MI	UFA (Balt) '06	16	0	0	0	2	0	0	0
33	Jamarca Sanford	S	5-10	200	24	8/27/85	R	Mississippi	Batesville, MS	D7 '09	14	1	0	2	2	0	0	0
34	Albert Young	RB	5-10	209	24	2/25/85	1	Iowa	Moorestown, NJ	FA '08	7	0	0	9	1	0	0	1
37	Eric Frampton	S	5-11	205	26	2/6/84	3	Washington State	San Jose, CA	W (Det) '07	16	0	0	0	2	0	0	0
38	Naufahu Tahii	FB	6-0	254	28	10/30/81	4	BYU	West Valley City, UT	PS (Cin) '06	15	2	0	1	2	0	0	0
39	Husain Abdullah	S	6-0	204	24	7/27/85	2	Washington State	Pomona, CA	FA '08	14	0	0	2	2	0	0	0
40	Jim Kleinsasser	TE	6-3	272	33	1/31/77	11	North Dakota	Carrington, ND	D2 '99	16	8	0	0	2	1	0	0
41	Karl Paymah	CB	6-0	195	27	11/29/82	4	Washington State	Culver City, CA	UFA (Den.) '09	12	2	0	4	0	0	0	2
45	Garrett Mills	TE	6-1	235	26	10/12/83	3	Tulsa	Jenks, OK	W (NE) '07	0	0	0	4	0	0	0	2
46	Cullen Loeffler	LS	6-5	241	29	1/27/81	6	Texas	Ingram, TX	FA '04	16	0	0	0	2	0	0	0
51	Ben Leber	LB	6-3	244	31	12/7/78	8	Kansas State	Vermillion, SD	UFA (SD) '06	16	13	0	0	2	1	0	0
52	Chad Greenway	LB	6-2	242	27	1/12/83	4	Iowa	Mt. Vernon, SD	D1 '06	16	16	0	0	2	2	0	0
54	Jasper Brinkley	LB	6-1	252	24	7/12/85	R	South Carolina	Thomson, GA	D5 '09	16	4	0	0	2	0	0	0
55	Kenny Onatolu	LB	6-2	225	27	10/8/82	1	Nebraska-Omaha	Papillion, NE	FA '09	16	0	0	0	2	0	0	0
57	J Lemar	LB	6-2	240	24	3/1/85	1	Illinois	Champaign, IL	FA '09	0	0	0	3	0	0	0	2
59	Heath Farwell	LB	6-0	235	28	12/31/81	5	San Diego State	Corona, CA	FA '05	16	0	0	0	2	0	0	0
62	Ryan Cook	T	6-6	328	26	5/8/83	4	New Mexico	Albuquerque, NM	D2b '06	16	0	0	0	2	0	0	0
64	Anthony Herrera	G	6-2	315	29	6/14/80	6	Tennessee	Naples, FL	FA '04	14	14	0	2	2	2	0	0
65	John Sullivan	C	6-4	301	24	8/8/85	2	Notre Dame	Old Greenwich, CT	D6a '08	16	16	0	0	2	2	0	0
68	Jon Cooper	C	6-2	291	23	10/1/86	R	Oklahoma	Fort Collins, CO	FA '09	1	0	2	10	0	0	0	2
69	Jared Allen	DE	6-6	270	27	4/3/82	6	Idaho State	Los Gatos, CA	T (KC) '08	16	16	0	0	2	2	0	0
71	Phil Loadholt	T	6-8	343	24	1/21/86	R	Oklahoma	Fountain, CO	D2 '09	15	15	0	1	2	2	0	0
73	Jimmy Kennedy	DT	6-5	320	30	11/15/79	7	Penn State	Yonkers, NY	FA (Jac) '08	13	1	0	3	2	0	0	0
74	Bryant McKinnie	T	6-8	335	30	9/23/79	8	Miami	Woodbury, NJ	D1 '02	16	16	0	0	2	2	0	0
76	Steve Hutchinson	G	6-5	313	32	11/1/77	9	Michigan	Ft. Lauderdale, FL	RFA (Sea) '06	16	16	0	0	2	2	0	0
79	Artis Hicks	G	6-4	335	31	11/28/78	8	Memphis	Jackson, TN	T (Phi) '06	16	3	0	0	2	0	0	0
81	Visanthe Shiancoe	TE	6-4	250	29	6/18/80	7	Morgan State	Laurel, MD	UFA (NYG) '07	16	14	0	0	2	2	0	0
82	Darius Reynaud	WR	5-9	201	25	12/29/84	2	West Virginia	Boutte, LA	FA '08	11	0	0	5	2	0	0	0
83	Jeff Dugan	TE	6-4	258	28	4/8/81	6	Maryland	Pittsburgh, PA	D7 '04	16	3	0	0	2	0	0	0
87	Bernard Berrian	WR	6-1	185	29	12/27/80	6	Fresno State	Winton, CA	UFA (Chi) '08	16	15	0	0	2	2	0	0
90	Fred Evans	DT	6-4	305	26	11/6/83	4	Texas St.-San Marcos	Morgan Park, IL	FA '07	13	0	0	3	2	0	0	0
91	Ray Edwards	DE	6-5	268	25	1/1/85	4	Purdue	Cincinnati, OH	D4 '06	16	16	0	0	2	2	0	0
92	Jayme Mitchell	DE	6-6	285	25	3/15/84	4	Mississippi	Jackson, MS	FA '06	4	0	0	12	1	0	0	1
93	Kevin Williams	DT	6-5	311	29	8/16/80	7	Oklahoma State	Fordyce, AR	D1 '03	16	16	0	0	2	2	0	0
94	Pat Williams	DT	6-3	317	37	10/24/72	13	Texas A&M	Monroe, LA	UFA (Buf) '05	15	15	0	1	2	2	0	0
96	Brian Robison	DE	6-3	259	26	4/27/83	3	Texas	Splendora, TX	D4 '07	16	0	0	0	2	0	0	0
98	Letroy Guion	DT	6-4	303	22	6/21/87	2	Florida State	Starke, FL	D5b '08	7	0	0	9	0	0	0	2

## 2009 MINNESOTA VIKINGS PRACTICE SQUAD

No.	Name	Pos	Ht	Wt	Age	Birthdate	Exp	College	HS Hometown	Acquired	G	S	DNP	IA	G	S	DNP	IA
15	Vinny Perretta	WR	5-9	186	24	10/14/85	R	Boise State	Encitas, CA	FA '09	-	-	-	-	-	-	-	-
24	DeAndre Wright	CB	5-11	190	23	4/13/86	R	New Mexico	Brandywine, MD	FA '09	-	-	-	-	-	-	-	-
42	Ian Johnson	RB	5-11	212	23	10/10/86	R	Boise State	San Dimas, CA	FA '09	-	-	-	-	-	-	-	-
49	Colt Anderson	S	5-10	194	24	10/25/85	R	Montana	Butte, MT	FA '09	-	-	-	-	-	-	-	-
60	Drew Radovich	T	6-5	305	24	6/20/85	2	Southern California	Mission Viejo, CA	FA '09	-	-	-	-	-	-	-	-
75	Chris Clark	T	6-5	315	24	10/1/85	1	Southern Mississippi	New Orleans, LA	FA '08	-	-	-	-	-	-	-	-
78	Patrick Brown	T	6-5	310	23	12/25/86	R	Central Florida	St. Charles, IL	FA '09	-	-	-	-	-	-	-	-
95	Tremaine Johnson	DT	6-2	285	24	9/26/85	R	LSU	Galena Park, TX	FA '09	-	-	-	-	-	-	-	-

## INJURED RESERVE

No.	Name	Pos	Ht	Wt	Age	Birthdate	Exp	College	HS Hometown	Acquired	G	S	DNP	IA	G	S	DNP	IA
56	E.J. Henderson	LB	6-1	245	29	8/3/80	7	Maryland	Aberdeen, MD	D2 '03	12	12	0	0	0	0	0	0

## ROSTER EXEMPTION

No.	Name	Pos	Ht	Wt	Age	Birthdate	Exp	College	HS Hometown	Acquired	G	S	DNP	IA	G	S	DNP	IA
50	Erin Henderson	LB	6-3	244	23	7/1/86	2	Maryland	Aberdeen, MD	FA '08	2	0	0	0	0	0	0	0

## 2009 MINNESOTA VIKINGS COACHING STAFF

Head Coach: Brad Childress

Assistants: Leslie Frazier (Assistant Head Coach/Defensive Coordinator), Darrell Bevell (Offensive Coordinator), Brian Murphy (Special Teams Coordinator), Juney Barnett (Assistant Strength and Conditioning), Eric Bieniemy (Running Backs), Karl Dunbar (Defensive Line), Ryan Ficken (Quality Control-Offense/Running Backs), Jason Glenn (Special Teams Assistant/Player Development), Jim Hueber (Assistant Offensive Line), Jeff Imamura (Quality Control-Defense/Linebackers), Jimmie Johnson (Tight Ends), Tom Kanavy (Strength and Conditioning), Derek Mason (Assistant Defensive Backs), Pat Morris (Offensive Line), Fred Pagac (Linebackers), Dennis Polian (Assistant to Head Coach), Diron Reynolds (Defensive Assistant/Defensive Line), Kevin Rogers (Quarterbacks), Ryan Silverfield (Offensive/Defensive Assistant), Kevin Stefanski (Quality Control-Offense), George Stewart (Wide Receivers), Martin Streight (Assistant Strength and Conditioning), Chris White (Assistant Special Teams), Joe Woods (Defensive Backs).

Active Roster Total - 53

# MINNESOTA VIKINGS 2009 ROSTER-BY-POSITION

Updated: January 29, 2010

2009 Participation 2009 Playoffs

## OFFENSE (25): Darrell Bevell

### Quarterbacks (3): Kevin Rogers/Ryan Silverfield

No.	Name	Pos	Ht	Wt	Age	Birthdate	Exp	College	Hometown	How Acq	G	S	DNP	IA	G	S	DNP	IA
4	Favre, Brett	QB	6-2	222	40	10/10/69	19	Southern Mississippi	Kiln, MS	FA '09	16	16	0	0	2	2	0	0
7	Jackson, Tarvaris	QB	6-2	225	26	4/21/83	4	Alabama State	Montgomery, AL	D2c '06	8	0	8	0	0	0	2	0
2	Rosenfels, Sage	QB	6-4	225	31	3/6/78	9	Iowa State	Maquoketa, IA	T (Hou) '09	0	0	0	16	0	0	0	2

### Running Backs (4): Eric Bieniemy/Ryan Ficken

No.	Name	Pos	Ht	Wt	Age	Birthdate	Exp	College	Hometown	How Acq	G	S	DNP	IA	G	S	DNP	IA
28	Peterson, Adrian	RB	6-1	217	24	3/21/85	3	Oklahoma	Palestine, TX	D1 '07	16	15	0	0	2	2	0	0
38	Tahi, Naufahu	FB	6-0	254	28	10/30/81	4	BYU	West Valley City, UT	PS (Cin) '06	15	2	0	1	0	2	0	0
29	Taylor, Chester	RB	5-11	213	30	9/22/79	8	Toledo	River Rouge, MI	UFA (Balt) '06	16	0	0	0	2	0	0	0
34	Young, Albert	RB	5-10	209	24	2/25/85	1	Iowa	Moorestown, NJ	FA '08	7	0	0	9	1	0	0	1

### Wide Receivers (6): George Stewart

No.	Name	Pos	Ht	Wt	Age	Birthdate	Exp	College	Hometown	How Acq	G	S	DNP	IA	G	S	DNP	IA
87	Berrian, Bernard	WR	6-1	185	29	12/27/80	6	Fresno State	Winton, CA	UFA (Chi) '08	16	15	0	0	2	2	0	0
12	Harvin, Percy	WR	5-11	184	21	5/28/88	R	Florida	Virginia Beach, VA	D1 '09	15	7	0	1	2	1	0	0
11	Johnson, Jaymar	WR	6-0	176	25	7/10/84	1	Jackson State	Gary, IN	D6b '08	6	0	0	10	0	0	0	2
17	Lewis, Greg	WR	6-0	185	30	2/12/80	7	Illinois	Matteson, IL	FA '09	13	1	0	3	2	0	0	0
82	Reynaud, Darius	WR	5-9	201	25	12/29/84	2	West Virginia	Boutte, LA	FA '08	11	0	0	5	2	0	0	0
18	Rice, Sidney	WR	6-4	202	23	9/1/86	3	South Carolina	Gaffney, SC	D2 '07	16	15	0	0	2	2	0	0

### Tight Ends (4): Jimmie Johnson

No.	Name	Pos	Ht	Wt	Age	Birthdate	Exp	College	Hometown	How Acq	G	S	DNP	IA	G	S	DNP	IA
40	Kleinsasser, Jim	TE	6-3	272	33	1/31/77	10	North Dakota	Carrington, ND	D2 '99	16	8	0	0	2	1	0	0
45	Mills, Garrett	TE	6-1	235	26	10/12/83	3	Tulsa	Jenks, OK	W (NE) '07	0	0	0	4	0	0	0	2
81	Shiancoe, Visanthe	TE	6-4	250	29	6/18/80	7	Morgan State	Laurel, MD	UFA (NYG) '07	16	14	0	0	2	2	0	0
83	Dugan, Jeff	FB	6-4	258	28	4/8/81	6	Maryland	Pittsburgh, PA	D7 '04	16	3	0	0	2	0	0	0

### Offensive Line (8): Pat Morris/Jim Hueber

No.	Name	Pos	Ht	Wt	Age	Birthdate	Exp	College	Hometown	How Acq	G	S	DNP	IA	G	S	DNP	IA
62	Cook, Ryan	T	6-6	328	26	5/8/83	4	New Mexico	Albuquerque, NM	D2b '06	16	0	0	0	2	0	0	0
68	Cooper, Jon	C	6-2	291	23	10/1/86	R	Oklahoma	Fort Collins, CO	FA '09	1	0	2	10	0	0	0	2
64	Herrera, Anthony	G	6-2	315	29	6/14/80	6	Tennessee	Naples, FL	FA '04	14	14	0	2	2	2	0	0
65	Sullivan, John	C	6-4	301	24	8/8/85	2	Notre Dame	Old Greenwich, CT	D6a '08	16	16	0	0	2	2	0	0
71	Loadholt, Phil	T	6-8	343	24	1/21/86	R	Oklahoma	Fountain, CO	D2 '09	15	15	0	1	2	2	0	0
74	McKinnie, Bryant	T	6-8	335	30	9/23/79	8	Miami	Woodbury, NJ	D1 '02	16	16	0	0	2	2	0	0
76	Hutchinson, Steve	G	6-5	313	31	11/1/77	9	Michigan	Ft. Lauderdale, FL	RFA (Sea) '06	16	16	0	0	2	2	0	0
79	Hicks, Artis	G	6-4	335	31	11/28/78	8	Memphis	Jackson, TN	T (Phi) '06	16	3	0	0	2	0	0	0

## DEFENSE (25): Leslie Frazier

### Defensive Line (9): Karl Dunbar/Diron Reynolds

No.	Name	Pos	Ht	Wt	Age	Birthdate	Exp	College	Hometown	How Acq	G	S	DNP	IA	G	S	DNP	IA
69	Allen, Jared	DE	6-6	270	27	4/3/82	6	Idaho State	Los Gatos, CA	T (KC) '08	16	16	0	0	2	2	0	0
91	Edwards, Ray	DE	6-5	268	25	1/1/85	4	Purdue	Cincinnati, OH	D4 '06	16	16	0	0	2	2	0	0
90	Evans, Fred	DT	6-4	305	26	11/6/83	4	Texas St.-San Marcos	Morgan Park, IL	FA '07	13	0	0	3	2	0	0	0
98	Guion, Letroy	DT	6-4	303	22	6/21/87	2	Florida State	Starke, FL	D5b '08	7	0	0	9	0	0	0	2
73	Kennedy, Jimmy	DT	6-5	320	30	11/15/79	7	Penn State	Yonkers, NY	FA (Jac) '08	13	1	0	3	2	0	0	0
92	Mitchell, Jayme	DE	6-6	285	25	3/15/84	4	Mississippi	Jackson, MS	FA '06	4	0	0	12	1	0	0	1
96	Robison, Brian	DE	6-3	259	26	4/27/83	3	Texas	Splendora, TX	D4 '07	16	0	0	0	2	0	0	0
93	Williams, Kevin	DT	6-5	311	29	8/16/80	7	Oklahoma State	Fordyce, AR	D1 '03	16	16	0	0	2	2	0	0
94	Williams, Pat	DT	6-3	317	37	10/24/72	13	Texas A&M	Monroe, LA	UFA (Buf) '05	15	15	0	1	2	2	0	0

### Linebackers (6): Fred Pagac/Jeff Imamura

No.	Name	Pos	Ht	Wt	Age	Birthdate	Exp	College	Hometown	How Acq	G	S	DNP	IA	G	S	DNP	IA
54	Brinkley, Jasper	LB	6-1	252	24	7/12/85	R	South Carolina	Thomson, GA	D5 '09	16	4	0	0	2	0	0	0
59	Farwell, Heath	LB	6-0	235	28	12/31/81	5	San Diego State	Corona, CA	FA '05	16	0	0	0	2	0	0	0
52	Greenway, Chad	LB	6-2	242	27	1/12/83	4	Iowa	Mt. Vernon, SD	D1 '06	16	16	0	0	2	2	0	0
51	Leber, Ben	LB	6-3	244	31	12/7/78	8	Kansas State	Vermillion, SD	UFA (SD) '06	16	13	0	0	2	2	0	0
57	Leman, J	LB	6-2	240	24	3/1/85	1	Illinois	Champaign, IL	FA '09	0	0	0	3	0	0	0	2
55	Onatolu, Kenny	LB	6-2	225	27	10/8/82	1	Nebraska-Omaha	Papillion, NE	FA '09	16	0	0	0	2	0	0	0

### Defensive Backs (10): Joe Woods/Derek Mason

No.	Name	Pos	Ht	Wt	Age	Birthdate	Exp	College	Hometown	How Acq	G	S	DNP	IA	G	S	DNP	IA
39	Abdullah, Husain	S	6-0	204	24	7/27/85	2	Washington State	Pomona, CA	FA '08	14	0	0	2	2	0	0	0
21	Allen, Asher	CB	5-9	194	22	1/22/88	R	Georgia	Tucker, GA	D3 '09	10	1	0	6	2	0	0	0
37	Frampton, Eric	S	5-11	205	26	2/6/84	3	Washington State	San Jose, CA	W (Det) '07	16	0	0	0	2	0	0	0
23	Griffin, Cedric	CB	6-0	203	27	11/11/82	4	Texas	San Antonio, TX	D2a '06	16	16	0	0	2	2	0	0
25	Johnson, Tyrell	S	6-0	207	24	5/19/85	2	Arkansas State	Rison, AR	D2 '08	15	15	0	1	2	2	0	0
41	Paymah, Karl	CB	6-0	195	27	11/29/82	4	Washington State	Culver City, CA	UFA (Den.) '09	12	2	0	4	0	0	0	2
33	Sanford, Jamarca	S	5-10	200	24	8/27/85	R	Mississippi	Batesville, MS	D7 '09	14	1	0	2	2	0	0	0
22	Sapp, Benny	CB	5-9	190	29	1/20/81	6	Northern Iowa	Ft. Lauderdale, FL	UFA (KC) '08	16	7	0	0	2	2	0	0
20	Williams, Madieu	S	6-1	203	28	10/18/81	6	Maryland	Lanham, MD	UFA (Cin) '08	16	16	0	0	2	2	0	0
26	Winfield, Antoine	CB	5-9	180	32	6/24/77	11	Ohio State	Akron, OH	UFA (Buf) '04	10	9	0	6	2	2	0	0

## SPECIAL TEAMS (3): Brian Murphy

### Specialists (3): Brian Murphy/Chris White

No.	Name	Pos	Ht	Wt	Age	Birthdate	Exp	College	Hometown	How Acq	G	S	DNP	IA	G	S	DNP	IA
5	Kluwe, Chris	P	6-4	215	28	12/24/81	5	UCLA	Los Alamitos, CA	W (Sea) '05	16	0	0	0	2	0	0	0
46	Loeffler, Cullen	LS	6-5	241	29	1/27/81	6	Texas	Ingram, TX	FA '04	16	0	0	0	2	0	0	0
8	Longwell, Ryan	K	6-0	200	35	8/16/74	13	California	Bend, OR	UFA (GB) '06	16	0	0	0	2	0	0	0

Active Roster Total - 53

# MINNESOTA VIKINGS 2009 ROSTER BY EXPERIENCE

Updated: January 29, 2010

## 19th Year (1)

Brett Favre

## 13th Year (2)

Ryan Longwell  
Pat Williams

## 11th Year (2)

Jim Kleinsasser  
Antoine Winfield

## 9th Year (2)

Steve Hutchinson  
Sage Rosenfels

## 8th Year (4)

Artis Hicks  
Ben Leber  
Bryant McKinnie  
Chester Taylor

## 7th Year (4)

Jimmy Kennedy  
Greg Lewis  
Visanthe Shiancoe  
Kevin Williams

## 6th Year (7)

Jared Allen  
Bernard Berrian  
Jeff Dugan  
Anthony Herrera  
Cullen Loeffler  
Benny Sapp  
Madiou Williams

## 5th Year (3)

Heath Farwell  
Chris Kluwe  
Karl Paymah

## 4th Year (8)

Ryan Cook  
Ray Edwards  
Fred Evans  
Chad Greenway  
Cedric Griffin  
Tarvaris Jackson  
Jayme Mitchell  
Naufahu Tahii

## 3rd Year (5)

Eric Frampton  
Garrett Mills  
Adrian Peterson  
Sidney Rice  
Brian Robison

## 2nd Year (5)

Husain Abdullah  
Letroy Guion  
Tyrell Johnson  
Darius Reynaud  
John Sullivan

## 1st Year (4)

Jaymar Johnson  
J Leman  
Kenny Onatolu  
Albert Young

## Rookie Year (6)

Asher Allen  
Jasper Brinkley  
Jon Cooper  
Percy Harvin  
Phil Loadholt  
Jamarca Sanford

Active Roster Total - 53

# MINNESOTA VIKINGS 2009 ROSTER BY ROUND

[Overall Selection In Brackets]

## 1st Round (8)

[7] Adrian Peterson (07), [7] Bryant McKinnie (02), [9] Kevin Williams (03), [12] Jimmy Kennedy (03-StL), [17] Chad Greenway (06), [17] Steve Hutchinson (01-Sea.), [22] Percy Harvin (09), [23] Antoine Winfield (99-Buf.).

## 2nd Round (9)

[33] Brett Favre (91-ATL), [43] Tyrell Johnson (08), [44] Jim Kleinsasser (99), [44] Sidney Rice (07), [48] Cedric Griffin (06), [51] Ryan Cook (06), [54] Phil Loadholt (09), [56] Madiou Williams (04-Cin.), [64] Tarvaris Jackson (06).

## 3rd Round (5)

[71] Ben Leber (02-SD), [76] Karl Paymah (05-Den.), [78] Bernard Berrian (04-Chi.), [86] Asher Allen (09), [91] Visanthe Shiancoe (02-NYG).

## 4th Round (5)

[102] Brian Robison (07), [106] Garrett Mills (06-NE), [109] Sage Rosenfels (01-Was.), [126] Jared Allen (04-KC), [127] Ray Edwards (06).

## 5th Round (3)

[150] Jasper Brinkley (09), [152] Letroy Guion (08), [165] Eric Frampton (07-Det.).

## 6th Round (3)

[187] John Sullivan (08), [193] Jaymar Johnson (08), [207] Chester Taylor (02-Balt.)

## 7th Round (3)

[212] Fred Evans (06-Mia.), [220] Jeff Dugan (04), [231] Jamarca Sanford (09)

## Undrafted (17)

Ryan Longwell (97-SF), Pat Williams (97-Buf.), Artis Hicks (02-Phi.), Greg Lewis (03-Phi.), Anthony Herrera (04), Cullen Loeffler (04), Benny Sapp (04-KC), Heath Farwell (05), Chris Kluwe (05-Sea), Jayme Mitchell (06), Naufahu Tahii (06-Cin.), Husain Abdullah (08), Darius Reynaud (08), Albert Young (08), Jon Cooper (09), J Leman (09), Kenny Onatolu (09).

Active Roster Total - 53

# MINNESOTA VIKINGS 2009 UNOFFICIAL DEPTH CHART

Updated: January 29, 2010

## OFFENSE

<b>WR:</b>	87	Bernard Berrian	11	Jaymar Johnson	82	Darius Reynaud
<b>LT:</b>	74	Bryant McKinnie	79	Artis Hicks		
<b>LG:</b>	76	Steve Hutchinson				
<b>C:</b>	65	John Sullivan	68	<u>Jon Cooper</u>	62	Ryan Cook
<b>RG</b>	64	Anthony Herrera				
<b>RT:</b>	71	<u>Phil Loadholt</u>	62	Ryan Cook		
<b>TE:</b>	81	Visanthe Shiancoe	40	Jim Kleinsasser	83	Jeff Dugan
					45	Garrett Mills
<b>WR:</b>	18	Sidney Rice	12	<u>Percy Harvin</u>	17	Greg Lewis
<b>QB:</b>	4	Brett Favre	7	Tarvaris Jackson	2	Sage Rosenfels
<b>FB:</b>	38	Naufahu Tahī				
<b>HB:</b>	28	Adrian Peterson	29	Chester Taylor	34	Albert Young

## DEFENSE

<b>LE:</b>	91	Ray Edwards	92	Jayne Mitchell		
<b>NT:</b>	94	Pat Williams	90	Fred Evans		
<b>UT:</b>	93	Kevin Williams	73	Jimmy Kennedy	98	Letroy Guion
<b>RE:</b>	69	Jared Allen	96	Brian Robison		
<b>SLB:</b>	52	Chad Greenway	59	Heath Farwell	55	Kenny Onatolu
<b>MLB:</b>	54	<u>Jasper Brinkley</u>				
<b>WLB:</b>	51	Ben Leber	57	J Leman		
<b>LCB:</b>	26	Antoine Winfield	41	Karl Paymah		
<b>RCB:</b>	23	Cedric Griffin	22	Benny Sapp	21	<u>Asher Allen</u>
<b>SS:</b>	25	Tyrell Johnson	33	<u>Jamarca Sanford</u>	37	Eric Frampton
<b>FS:</b>	20	Madieu Williams	39	Husain Abdullah		

## SPECIAL TEAMS

<b>P:</b>	5	Chris Kluwe				
<b>K:</b>	8	Ryan Longwell				
<b>LS:</b>	46	Cullen Loeffler				
<b>H:</b>	5	Chris Kluwe				
<b>KR:</b>	12	<u>Percy Harvin</u>	82	Darius Reynaud	11	Jaymar Johnson
<b>PR:</b>	82	Darius Reynaud	11	Jaymar Johnson	12	<u>Percy Harvin</u>
					87	Bernard Berrian

*Rookie Players Underlined  
Injured Players in Parentheses*

## 2009 VIKINGS PRONUNCIATION GUIDE

Husain Abdullah - WHO-sane ab-dul-LA  
Bernard Berrian - bare-E-an  
Jeff Dugan - DOO-gan  
Brett Favre - FARV  
Letroy Guion - LA-troy GUY-on  
Anthony Herrera - HA-rare-ah  
Tarvaris Jackson - ta-VAR-is  
Chris Kluwe - CLU-ee  
Tyrell Johnson - TIE-rell  
Jim Kleinsasser - KLINE-sauce-er  
Ben Leber - LEE-ber  
J Leman - "J" LAY-man  
Cullen Loeffler - LEFF-ler  
Kenny Onatolu - on-uh-TOE-lu

Darius Reynaud - RAY-nod  
Brian Robison - ROB-ah-sin  
Visanthe Shiancoe - vi-sahn-tay SHANK-oh  
Naufahu Tahī - nah-fah-WHO TAH-hee  
Madieu Williams - muh-DEE-you  
Antoine Winfield - an-TWAN

### Coaches

Eric Bieniemy - bee-en-uh-me  
Tom Kanavy - ka-NAY-vee  
Fred Pagac - PUG-itch

# MINNESOTA VIKINGS 2009 PARTICIPATION CHART

Date Opponent	9/13	9/20	9/27	10/5	10/11	10/18	10/25	11/1	11/15	11/22	11/29	12/6	12/13	12/20	12/28	1/3	1/17	1/24	2009				2009 Playoffs	
	@ Cle	@ Det	SF	GB	@ Stl	Bal	@ Pit	@ GB	Det	Sea	Chi	@ Ari	Cin	@ Car	@ Chi	NYG	Dal	@ NO	GP	GS	DNP	IA	GP	GS
Abdullah, Husain	P	I	I	P	P	P	P	P	P	P	P	P	P	P	P	P	P	P	14	0	0	2	2	0
Allen, Asher	I	I	I	I	I	I	I	P	P	P	P	S	P	P	P	P	P	P	10	1	0	6	2	0
Allen, Jared	S	S	S	S	S	S	S	S	S	S	S	S	S	S	S	S	S	S	16	16	0	0	2	2
Anderson, Colt	PS	PS	PS	PS	PS	PS	PS	PS	PS	PS	PS	PS	PS	PS	PS	PS	PS	PS	0	0	0	0	0	0
Berrian, Bernard	S	S	S	S	S	P	S	S	S	S	S	S	S	S	S	S	S	S	16	15	0	0	2	2
Brinkley, Jasper	P	P	P	P	P	P	P	P	P	P	P	P	S	S	S	S	P	P	16	4	0	0	2	0
Brown, Patrick	N	N	N	PS	PS	PS	PS	PS	PS	PS	PS	PS	PS	PS	PS	PS	PS	PS	0	0	0	0	0	0
Clark, Chris	PS	PS	PS	PS	PS	PS	PS	PS	PS	PS	PS	PS	PS	PS	PS	PS	PS	PS	0	0	0	0	0	0
Cook, Ryan	P	P	P	P	P	P	P	P	P	P	P	P	P	P	P	P	P	P	16	0	0	0	2	0
Cooper, Jon	PS	PS	PS	PS	DNP	I	I	I	I	I	DNP	P	I	I	I	I	I	I	1	0	2	10	0	0
Dugan, Jeff	P	P	P	S	P	S	P	P	S	P	P	P	P	P	P	P	P	P	16	3	0	0	2	0
Edwards, Ray	S	S	S	S	S	S	S	S	S	S	S	S	S	S	S	S	S	S	16	16	0	0	2	2
Evans, Fred	I	P	P	P	P	P	P	P	P	I	P	I	P	P	P	P	P	P	13	0	0	3	2	0
Farwell, Heath	P	P	P	P	P	P	P	P	P	P	P	P	P	P	P	P	P	P	16	0	0	0	2	0
Favre, Brett	S	S	S	S	S	S	S	S	S	S	S	S	S	S	S	S	S	S	16	16	0	0	2	2
Frampton, Eric	P	P	P	P	P	P	P	P	P	P	P	P	P	P	P	P	P	P	16	0	0	0	2	0
Greenway, Chad	S	S	S	S	S	S	S	S	S	S	S	S	S	S	S	S	S	S	16	16	0	0	2	2
Griffin, Cedric	S	S	S	S	S	S	S	S	S	S	S	S	S	S	S	S	S	S	16	16	0	0	2	2
Guion, Letrov	P	P	P	I	I	I	I	I	I	P	I	P	I	I	I	P	P	I	7	0	0	9	0	0
Harvin, Percy	P	P	P	P	S	P	S	P	S	S	P	S	I	S	P	S	P	S	15	7	0	1	2	1
Henderson, E.J.	S	S	S	S	S	S	S	S	S	S	S	S	IR	IR	IR	IR	IR	IR	12	12	0	0	0	0
Henderson, Erin	I	I	I	I	I	I	I	I	P	I	I	I	P	SUS	SUS	SUS	SUS	RE	2	0	0	11	0	0
Herrera, Anthony	S	S	S	S	S	S	S	S	S	S	I	I	S	S	S	S	S	S	14	14	0	2	2	2
Hicks, Artis	P	P	P	P	S	P	P	P	P	P	S	S	P	P	P	P	P	P	16	3	0	0	2	0
Hutchinson, Steve	S	S	S	S	S	S	S	S	S	S	S	S	S	S	S	S	S	S	16	16	0	0	2	2
Jackson, Tarvaris	P	P	DNP	DNP	P	DNP	DNP	DNP	P	P	P	DNP	P	DNP	DNP	P	DNP	DNP	8	0	8	0	0	0
Johnson, Ian	PS	PS	PS	PS	PS	PS	PS	PS	PS	PS	PS	PS	PS	PS	PS	PS	PS	PS	0	0	0	0	0	0
Johnson, Jaymar	I	I	I	P	P	P	P	P	P	I	I	I	I	P	I	I	I	I	6	0	0	10	0	0
Johnson, Tremaine	PS	PS	PS	PS	PS	PS	PS	PS	PS	PS	PS	PS	PS	PS	PS	PS	PS	PS	0	0	0	0	0	0
Johnson, Tyrell	S	S	S	S	S	S	S	S	S	S	S	S	I	S	S	S	S	S	15	15	0	1	2	2
Kennedy, Jimmy	P	I	I	P	P	P	P	P	P	P	P	P	P	P	S	I	P	P	13	1	0	3	2	0
Kleinsasser, Jim	S	S	P	S	P	S	P	S	P	P	S	P	S	P	S	P	S	P	16	8	0	0	2	1
Kluwe, Chris	P	P	P	P	P	P	P	P	P	P	P	P	P	P	P	P	P	P	16	0	0	0	2	0
Leber, Ben	S	S	S	S	S	S	P	P	S	S	S	P	S	S	S	S	S	S	16	13	0	0	2	2
Leman, J	N	N	N	N	N	N	N	N	N	N	N	N	PS	I	I	I	I	I	0	0	0	4	0	0
Lewis, Greg	I	I	P	P	I	P	S	P	P	P	P	P	P	P	P	P	P	P	13	1	0	3	2	0
Loadholt, Phil	S	S	S	S	I	S	S	S	S	S	S	S	S	S	S	S	S	S	15	15	0	1	2	2
Loeffler, Cullen	P	P	P	P	P	P	P	P	P	P	P	P	P	P	P	P	P	P	16	0	0	0	2	0
Longwell, Ryan	P	P	P	P	P	P	P	P	P	P	P	P	P	P	P	P	P	P	16	0	0	0	2	0
McKinnie, Bryant	S	S	S	S	S	S	S	S	S	S	S	S	S	S	S	S	S	S	16	16	0	0	2	2
Mills, Garrett	PS	PS	PS	PS	PS	PS	PS	PS	PS	PS	PS	PS	I	I	I	I	I	I	0	0	0	4	0	0
Mitchell, Jayme	P	P	I	I	P	I	I	I	I	I	I	I	I	P	I	I	I	I	4	0	0	12	1	0
Onatolu, Kenny	P	P	P	P	P	P	P	P	P	P	P	P	P	P	P	P	P	P	16	0	0	0	2	0
Paymah, Karl	P	P	P	P	P	P	S	S	P	P	P	P	I	I	I	I	I	I	12	2	0	4	0	0
Perretta, Vinny	N	N	N	PS	PS	PS	PS	PS	PS	PS	PS	PS	PS	PS	PS	PS	PS	PS	0	0	0	0	0	0
Peterson, Adrian	S	S	S	S	S	S	P	S	S	S	S	S	S	S	S	S	S	S	16	15	0	0	2	2
Radovich, Drew	N	N	N	N	N	N	N	N	N	N	N	N	PS	PS	PS	PS	PS	PS	0	0	0	0	0	0
Reynaud, Darius	P	P	P	I	I	I	I	I	P	P	P	P	P	P	P	P	P	P	11	0	0	5	2	0
Rice, Sidney	S	S	S	S	S	S	S	S	P	S	S	S	S	S	S	S	S	S	16	15	0	0	2	2
Robison, Brian	P	P	P	P	P	P	P	P	P	P	P	P	P	P	P	P	P	P	16	0	0	0	2	0
Rosenfels, Sage	I	I	I	I	I	I	I	I	I	I	I	I	I	I	I	I	I	I	0	0	0	16	0	0
Sanford, Jamarca	I	P	P	I	P	P	P	P	P	P	P	P	S	P	P	P	P	P	14	1	0	2	2	0
Sapp, Benny	P	P	P	P	P	P	S	S	S	S	S	S	P	P	P	S	S	S	16	7	0	0	2	2
Shiancoe, Visanthe	S	S	S	P	S	S	S	S	S	S	S	P	S	S	S	S	S	S	16	14	0	0	2	2
Sullivan, John	S	S	S	S	S	S	S	S	S	S	S	S	S	S	S	S	S	S	16	16	0	0	2	2
Tahi, Naufahu	P	P	S	P	P	P	P	I	P	P	P	S	S	P	P	P	P	P	15	2	0	1	2	0
Taylor, Chester	P	P	P	P	P	P	P	P	P	P	P	P	P	P	P	P	P	P	16	0	0	0	2	0
Williams, Kevin	S	S	S	S	S	S	S	S	S	S	S	S	S	S	S	S	S	S	16	16	0	0	2	2
Williams, Madieu	S	S	S	S	S	S	S	S	S	S	S	S	S	S	S	S	S	S	16	16	0	0	2	2
Williams, Pat	S	S	S	S	S	S	S	S	S	S	S	S	S	S	I	S	S	S	15	15	0	1	2	2
Winfield, Antoine	S	S	S	S	S	S	I	I	I	I	I	I	S	S	S	P	S	S	10	9	0	6	2	2
Young, Albert	P	P	P	P	I	I	I	I	I	I	I	I	P	I	P	P	P	I	7	0	0	9	1	0

P-played; S-started; DNP-did not play; IR-injured reserve; N-not with club; I-inactive; NFI-non-football illness; PS-Practice Squad; SUS-Reserve/Suspended; RE-Roster Exemption

## HOW THE 2009 MINNESOTA VIKINGS WERE BUILT

YEAR	DRAFT	TRADES	FREE AGENCY/WAIVERS
1999	TE Jim Kleinsasser (2)		
2002	T Bryant McKinnie (1)		
2003	DT Kevin Williams (1) LB E.J. Henderson (2)		
2004	TE Jeff Dugan (7)		G Anthony Herrera * LS Cullen Loeffler * CB Antoine Winfield **
2005			LB Heath Farwell P Chris Kluwe (W-Sea) DT Pat Williams**
2006	LB Chad Greenway (1) CB Cedric Griffin (2a) T Ryan Cook (2b) QB Tarvaris Jackson (2c)	G Artis Hicks (Phi)	G Steve Hutchinson ** LB Ben Leber ** K Ryan Longwell ** DE Jayme Mitchell* FB Naufahu Tahi (PS-Cin) RB Chester Taylor **
2007	RB Adrian Peterson (1) WR Sidney Rice (2) DE Brian Robison (4)		DT Fred Evans ** S Eric Frampton (W-Det) TE Garrett Mills (W-NE) TE Visanthe Shiancoe ** RB Albert Young*
2008	S Tyrell Johnson (2) DT Letroy Guion (5b) C John Sullivan (6a) WR Jaymar Johnson (6b)	DE Jared Allen (KC)	S Husain Abdullah * WR Bernard Berrian ** LB Erin Henderson * DT Jimmy Kennedy** WR Darius Reynaud* CB Benny Sapp ** S Madiou Williams **
2009	WR Percy Harvin (1) T Phil Loadholt (2) CB Asher Allen (3) LB Jasper Brinkley (5) S Jamarca Sanford (7)	QB Sage Rosenfels (Hou.)	C Jon Cooper* QB Brett Favre** WR Greg Lewis** LB J Leman** LB Kenny Onatolu CB Karl Paymah**

\* ROOKIE FREE AGENT PRIOR TO JOINING VIKINGS

\*\* NFL VETERAN OR HAD BEEN IN OTHER NFL CAMPS PRIOR TO JOINING VIKINGS

# PLAYER WAS DRAFTED BY THE VIKINGS AND RETURNED VIA TRADE, WAIVERS OR FREE AGENCY

# MINNESOTA VIKINGS 2009 ROSTER MOVES

DATE	POSITION	PLAYER	TRANSACTION
January 26	T	BROWN, Patrick	Signed as Reserve/Future Free Agent
January 25	DB	ANDERSON, Colt	Signed as Reserve/Future Free Agent
January 25	T	CLARK, Chris	Signed as Reserve/Future Free Agent
January 25	RB	JOHNSON, Ian	Signed as Reserve/Future Free Agent
January 25	DT	JOHNSON, Tremaine	Signed as Reserve/Future Free Agent
January 25	WR	PERRETTA, Vinny	Signed as Reserve/Future Free Agent
January 25	T	RADOVICH, Drew	Signed as Reserve/Future Free Agent
January 25	DB	WRIGHT, DeAndre	Signed as Reserve/Future Free Agent
January 21	RB	JOHNSON, James	Signed as Reserve/Future Free Agent
January 21	WR	BIDDLE, Taye	Signed as Reserve/Future Free Agent
January 19	LB	HENDERSON, Erin	Suspension Lifted/Received Roster Exemption
December 15	CB	WRIGHT, DeAndre	Signed to Practice Squad
December 15	LB	LEMAN, J	Signed from Practice Squad
December 15	LB	HENDERSON, Erin	Placed on Reserve/Suspended List
December 9	T	RADOVICH, Drew	Signed to Practice Squad
December 9	LB	LEMAN, J	Signed to Practice Squad
December 9	TE	MILLS, Garrett	Signed from Practice Squad
December 9	LB	HENDERSON, E.J.	Placed on Injured Reserve
December 8	CB	WRIGHT, DeAndre	Released from Practice Squad
October 21	CB	WRIGHT, DeAndre	Signed to Practice Squad
October 21	QB	BOOTY, John David	Released from Practice Squad
October 17	T	OLDENBURG, Clint	Released from Practice Squad
October 17	QB	BOOTY, John David	Signed to Practice Squad
October 14	T	OLDENBURG, Clint	Signed to Practice Squad
October 14	QB	BOOTY, John David	Released from Practice Squad
September 29	T	BROWN, Patrick	Signed to Practice Squad
September 29	C	COOPER, Jon	Signed from Practice Squad
September 29	C	LICHTENSTEIGER, Kory	Waived
September 29	WR	PERRETTA, Vinny	Signed to Practice Squad
September 29	WR	MOORE, Nick	Released from Practice Squad
September 10	WR	LEWIS, Greg	Signed
September 10	WR	WADE, Bobby	Waived
September 8	C	COOPER, Jon	Signed to Practice Squad
September 8	T	RADOVICH, Drew	Released from Practice Squad
September 6	C	LICHTENSTEIGER, Kory	Signed
September 6	C	COOPER, Jon	Waived
September 6	DB	ANDERSON, Colt	Signed to Practice Squad
September 6	QB	BOOTY, John David	Signed to Practice Squad
September 6	T	CLARK, Chris	Signed to Practice Squad
September 6	RB	JOHNSON, Ian	Signed to Practice Squad
September 6	DT	JOHNSON, Tremaine	Signed to Practice Squad
September 6	TE	MILLS, Garrett	Signed to Practice Squad
September 6	WR	MOORE, Nick	Signed to Practice Squad
September 6	T	RADOVICH, Drew	Signed to Practice Squad
September 5	DB	ANDERSON, Colt	Waived
September 5	QB	BOOTY, John David	Waived
September 5	FB	BROUGHTON, Nehemiah	Waived
September 5	DE	BURNETT, Martail	Waived
September 5	T	CLARK, Chris	Waived
September 5	G	DANIELS, Brian	Waived
September 5	C	GARCIA, Juan	Waived
September 5	DE	GRIGSBY, Otis	Waived
September 5	S	HALL, Devon	Waived
September 5	LB	HERRON, David	Waived
September 5	DT	HOLMES, Antoine	Waived
September 5	RB	JOHNSON, Ian	Waived
September 5	DT	JOHNSON, Tremaine	Waived
September 5	G	KEMP, Andy	Waived



September 5	CB	McCAULEY, Marcus	Waived
September 5	TE	MILLS, Garrett	Waived
September 5	WR	MOORE, Nick	Waived
September 5	TE	NORDIN, Jake	Waived
September 5	WR	PERRETTA, Vinny	Waived
September 5	T	RADOVICH, Drew	Waived
September 5	CB	WALKER, Marcus	Waived
September 5	WR	WILLIAMS, Bobby	Waived
September 1	G	URBAN, Nick	Waived
September 1	RB	SMITH, Antone	Waived
September 1	DB	ROBERSON, Derrick	Waived
September 1	K	MEHLHAFF, Taylor	Waived
August 27	WR	HOLT, Glenn	Waived
August 18	QB	FAVRE, Brett	Signed
August 18	LB	FRANCOIS, Robert	Waived
August 16	TE	NORDIN, Jake	Signed
August 16	RB	BELL, Kahlil	Waived
August 5	RB	SMITH, Antone	Signed
August 4	WR	ALLISON, Aundrae	Waived
August 2	WR	HARVIN, Percy	Signed
July 30	DE	UDEZE, Kenechi	Placed on Reserved/Retired List
July 29	OT	LOADHOLT, Phil	Signed
July 27	CB	GORDON, Charles	Waived
July 23	CB	ALLEN, Asher	Signed
June 30	LB	BRINKLEY, Jasper	Signed
June 22	S	SANFORD, Jamarca	Signed
June 19	QB	GLENNON, Sean	Waived
June 19	OL	LEPORI, Bobby	Waived
June 19	TE	WALKER, Nick	Waived
June 2	WR	WILLIAMS, Bobby	Signed
June 1	WR	ROGERS, Roderick	Waived
May 18	FB	BROUGHTON, Nehemiah	Signed
May 5	C	GARCIA, Juan	Signed
May 5	G	URBAN, Nick	Signed
April 27	S	ANDERSON, Colt	Signed
April 27	RB	BELL, Kahlil	Signed
April 27	CB	COOPER, Jon	Signed
April 27	LB	FRANCOIS, Robert	Signed
April 27	QB	GLENNON, Sean	Signed
April 27	S	HALL, Devon	Signed
April 27	DT	HOLMES, Antoine	Signed
April 27	RB	JOHNSON, Ian	Signed
April 27	DT	JOHNSON, Tremaine	Signed
April 27	G	KEMP, Andy	Signed
April 27	T	LEPORI, Bobby	Signed
April 27	WR	MOORE, Nick	Signed
April 27	WR	PERRETTA, Vinny	Signed
April 27	TE	WALKER, Nick	Signed
April 6	DT	EVANS, Fred	Signed as RFA
March 30	DE	GRIGSBY, Otis	Signed
March 30	FB	TAHI, Naufahu	Signed as RFA
March 19	WR	HOLT, Glenn	Signed as RFA
March 19	CB	PAYMAH, Karl	Signed as UFA
March 11	DT	KENNEDY, Jimmy	Signed as UFA
March 10	CB	SAPP, Benny	Signed as UFA
March 6	LB	FARWELL, Heath	Signed as UFA
March 3	LB	CIURCIU, Vinnie	Released
February 28	TE	KLEINSASSER, Jim	Signed as UFA
February 27	QB	FREROTTE, Gus	Released
February 27	QB	ROSENFELS, Sage	Acquired via trade with Houston
February 26	DE	MITCHELL, Jayme	Signed as RFA

February 26	CB	GORDON, Charles	Signed as RFA
February 18	RB	HICKS, Maurice	Released
February 6	CB	ROBERSON, Derrick	Signed as Reserve/Future Free Agent
January 8	DE	BURNETT, Martail	Signed as Reserve/Future Free Agent
January 7	T	CLARK, Chris	Signed as Reserve/Future Free Agent
January 6	CB	ROGERS, Roderick	Signed as Reserve/Future Free Agent
January 6	CB	WALKER, Marcus	Signed as Reserve/Future Free Agent
January 5	G	DANIELS, Brian	Signed as Reserve/Future Free Agent
January 5	WR	JOHNSON, Jaymar	Signed as Reserve/Future Free Agent
January 5	RB	YOUNG, Albert	Signed as Reserve/Future Free Agent

# GAME-BY-GAME STATISTICS

## VIKINGS

	1st Downs				Total Offense							INTs By Minn.			Punts				Punt Returns				KO Returns			Pen		Fum		Scoring				
	T	R	Pa	Pe	Yd	Ru	At	Pa	Sk/Yd	A	C	I	N	Yd	Lg	TD	N	Yd	FC	Lg	TD	N	Yd	Lg	TD	N/Yd	N/LT	R	P	Rt	PAT	FG	S	
at CLE	19	14	4	1	310	225	37	85	4/25	22	14	0	1	0	0	0	6/38.7	2	54	2	36	0	3	99	41	0	3/38	0/0	3	1	0	4/4	2/2	0
at DET	18	4	13	1	265	112	25	153	3/16	24	28	0	2	49	36	0	4/42.0	2	22	2	13	0	3	79	30	0	5/43	2/1	1	2	0	3/3	2/2	0
vs SF	19	2	14	3	377	94	27	283	2/18	46	24	1	1	0	0	0	6/46.0	5	58	1	32	0	4	180	101	1	9/52	0/0	0	2	1	3/3	2/3	0
vs GB	22	5	14	3	344	63	30	271	0/0	32	24	0	1	0	0	0	5/42.4	2	42	0	24	0	3	52	19	0	2/10	1/1	1	3	0	4/4	0/0	1
at StL	21	7	13	1	377	89	24	288	2/12	27	21	1	1	0	0	0	2/51.5	1	12	0	12	0	1	27	27	0	5/44	0/0	3	1	1	5/5	1/1	0
vs BAL	19	7	11	1	426	167	31	259	3/19	29	21	0	0	0	0	0	5/45.4	5	35	0	13	0	5	81	32	0	3/15	0/0	0	3	0	3/3	4/4	0
at PIT	21	5	16	0	386	89	23	297	4/37	50	33	1	0	0	0	0	6/41.7	3	8	3	5	0	5	167	88t	1	11/78	1/1	1	0	1	2/2	1/1	0
at GB	19	3	14	2	355	111	32	244	0/0	28	17	0	0	0	0	0	3/45.7	5	37	0	20	0	6	182	77	0	3/29	2/2	1	4	0	5/5	1/1	0
vs DET	19	6	12	1	492	152	31	340	1/4	31	20	0	0	0	0	0	4/48.0	4	11	2	12	0	2	29	29	0	13/91	2/2	2	1	0	3/3	2/2	0
vs SEA	28	8	17	3	431	160	37	271	2/19	33	28	0	1	0	0	0	5/43.8	3	30	1	14	0	2	35	18	0	5/31	0/0	0	5	0	5/5	0/0	0
vs CHI	31	8	21	2	537	159	34	378	1/14	48	32	0	2	-4	0	0	2/39.0	0	0	2	0	0	1	13	13	0	10/70	2/1	1	3	0	3/3	3/3	0
at ARI	22	3	19	0	315	62	20	253	3/22	45	30	2	0	0	0	0	6/52.5	1	2	2	2	0	6	76	26	0	6/50	0/0	0	2	0	2/2	1/1	0
vs CIN	21	9	10	2	322	142	37	180	2/12	30	17	1	0	0	0	0	3/44.7	5	60	0	19	0	2	54	30	0	9/69	1/0	2	1	0	3/3	3/3	0
at CAR	10	2	8	0	237	41	14	196	4/28	27	17	1	0	0	0	0	8/46.6	4	58	1	34	0	4	52	21	0	5/45	1/1	1	0	0	1/1	0/1	0
at CHI	26	8	17	1	423	123	33	300	3/21	40	26	0	1	-2	-2	0	6/35.5	2	3	0	3	0	6	139	27	0	4/47	2/2	2	2	0	3/4	1/1	0
vs NYG	28	8	17	3	487	129	32	358	0/0	37	29	0	1	0	0	0	2/38.0	4	23	0	15	0	2	32	21	0	8/45	4/0	1	4	0	5/5	3/3	0
<b>Totals</b>	<b>343</b>	<b>99</b>	<b>220</b>	<b>24</b>	<b>6074</b>	<b>1918</b>	<b>467</b>	<b>4156</b>	<b>34/247</b>	<b>554</b>	<b>378</b>	<b>7</b>	<b>11</b>	<b>43</b>	<b>36</b>	<b>0</b>	<b>73/43.9</b>	<b>48</b>	<b>455</b>	<b>16</b>	<b>36</b>	<b>0</b>	<b>56</b>	<b>1297/101t</b>	<b>2</b>	<b>101/757</b>	<b>19/11</b>	<b>19</b>	<b>34</b>	<b>3</b>	<b>54/55</b>	<b>26/28</b>	<b>1</b>	
vs DAL	16	4	11	1	323	109	33	214	3/20	24	15	0	1	10	10	0	5/45.6	0	0	2	0	0	0	0	0	0	8/50	0/0	0	4	0	4/4	2/2	0
at NO	31	10	17	4	475	165	36	310	0/0	46	28	2	0	0	0	0	4/39.0	3	15	2	9	0	2	33	17	0	5/32	6/3	3	1	0	4/4	0/0	0

### THIRD DOWN EFFICIENCY: 100-223, 44.8

9/13 at Cleveland	6-14	42.9%	10/18	Baltimore	5-14	35.7%	11/29	Chicago	12-18	66.7%	1/3	vs NY Giants	4/12	33.3%
9/20 at Detroit	3-11	27.2%	10/25	at Pittsburgh	9-18	50.0%	12/6	at Arizona	5-15	33.3%				
9/27 San Francisco	10-20	50.0%	11/1	at Green Bay	6-14	42.9%	12/13	Cincinnati	8/14	57.1%	1/17	vs Dallas	4/13	30.7%
10/5 Green Bay	8-14	57.1%	11/15	Detroit	3-11	27.2%	12/20	at Carolina	1/10	10.0%	1/24	at New Orleans	7/12	58.3%
10/11 at St. Louis	7-11	63.6%	11/22	Seattle	8-13	61.5%	12/28	at Chicago	5/14	35.7%				

## OPPONENTS

	1st Downs				Total Offense							INTs By Opp.			Punts				Punt Returns				KO Returns			Pen		Fum		Scoring				
	T	R	Pa	Pe	Yd	Ru	At	Pa	Sk/Yd	A	C	I	N	Yd	Lg	TD	N	Yd	FC	Lg	TD	N	Yd	Lg	TD	N/Yd	N/LT	R	P	Rt	PAT	FG	S	
at CLE	17	5	10	2	268	89	20	179	5/26	35	21	1	0	0	0	0	5/42.0	3	67	0	67t	1	6	140	27	0	6/66	3/1	0	1	1	2/2	2/2	0
at DET	17	8	7	2	265	129	34	136	2/16	18	30	2	0	0	0	0	4/37.5	1	7	3	7	0	6	96	23	0	6/45	2/1	0	1	0	1/1	2/2	0
vs SF	13	3	8	2	246	58	26	188	1/7	25	15	1	1	2	2	0	9/51.7	3	19	1	13	0	4	92	40	0	7/60	1/0	0	2	1	3/3	1/1	0
vs GB	19	3	16	0	424	82	17	342	8/42	26	37	1	0	0	0	0	2/51.0	2	0	1	0	0	5	123	27	0	7/57	2/1	0	2	1	2/2	1/1	0
at StL	27	8	16	3	400	122	30	278	2/19	38	27	1	1	7	7	0	3/49.3	1	6	1	6	0	6	135	30	0	7/82	4/3	0	1	0	1/1	1/1	0
vs BAL	20	2	18	0	448	81	18	367	3/18	43	28	0	0	0	0	0	7/48.9	4	10	0	9	0	8	182	40	0	6/74	2/0	2	2	0	4/4	1/2	0
at PIT	14	6	5	3	259	106	20	153	3/22	26	14	0	1	82	82t	1	6/41.3	2	16	2	11	0	4	105	31	0	3/15	2/1	0	1	2	3/3	2/2	0
at GB	21	2	17	2	351	90	19	261	6/29	42	27	0	0	0	0	0	5/43.2	1	8	0	8	0	7	141	28	0	6/45	3/0	0	3	0	2/2	2/3	0
vs DET	19	2	14	3	297	93	22	204	3/20	51	29	0	0	0	0	0	7/41.0	2	19	1	10	0	4	95	28	0	4/10	2/1	0	1	0	1/1	1/2	0
vs SEA	10	1	8	1	212	4	12	208	2.23	29	19	1	0	0	0	0	7/51.3	8	13	0	14	0	5	103	35	0	10/64	4/1	1	0	0	0/0	1/1	0
vs CHI	8	0	7	1	169	43	11	126	4/21	23	18	2	0	0	0	0	5/44.2	2	4	0	4	0	8	248	77	0	6/44	2/1	0	1	0	1/1	1/1	0
at ARI	20	5	13	2	398	113	25	285	0/0	32	22	0	2	28	17	0	3/40.7	2	71	0	64	0	3	55	24	0	6/50	1/1	0	3	0	3/3	3/3	0
vs CIN	13	4	7	2	210	119	24	91	1/12	28	16	0	1	1	1	0	7/41.0	2	6	1	3	0	6	107	24	0	11/85	2/1	0	1	0	1/1	1/1	0
at CAR	23	7	15	1	397	124	40	273	2/26	33	21	0	1	0	0	0	7/41.1	3	8	0	7	0	2	38	24	0	6/49	3/0	1	3	0	2/3	0/0	0
at CHI	19	4	14	1	363	105	28	258	2/15	35	20	1	0	0	0	0	5/45.6	3	6	2	6	0	7	214	59	0	3/31	0/0	0	4	0	3/3	3/4	0
vs NYG	11	3	8	0	181	35	12	146	3/21	28	20	1	0	0	0	0	7/43.7	0	0	0	0	0	9	186	27	0	13/95	2/1	1	0	0	1/1	0/0	0
<b>Totals</b>	<b>271</b>	<b>63</b>	<b>183</b>	<b>25</b>	<b>4888</b>	<b>1393</b>	<b>358</b>	<b>3495</b>	<b>48/318</b>	<b>535</b>	<b>341</b>	<b>11</b>	<b>7</b>	<b>120</b>	<b>82t</b>	<b>1</b>	<b>89/44.7</b>	<b>39</b>	<b>260</b>	<b>126</b>	<b>7t</b>	<b>1</b>	<b>91</b>	<b>2060</b>	<b>77</b>	<b>0</b>	<b>109/902</b>	<b>35/13</b>	<b>5</b>	<b>26</b>	<b>5</b>	<b>30/31</b>	<b>22/26</b>	<b>0</b>
vs DAL	16	6	10	0	248	92	25	156	6/42	35	22	1	0	0	0	0	3/45.7	1	0	2	0	0	7	108	21	0	2/10	4/2	0	0	0	0	1/3	0
at NO	15	4	8	3	257	68	23	189	1/8	31	17	0	2	29	26	0	7/51.3	1	0	2	0	0	6	183	61	0	9/88	3/1	1	3	0	4/4	1/1	0

### THIRD DOWN EFFICIENCY: 69-200, 35.4

9/13 at Cleveland	3-12	25.0%	10/18	Baltimore	5-13	38.4%	11/29	Chicago	2-8	25.0%	1/3	vs NY Giants	1/8	12.5%
9/20 at Detroit	5-13	38.4%	10/25	at Pittsburgh	4-12	33.3%	12/6	at Arizona	4-10	40.0%				
9/27 San Francisco	0-11	0.0%	11/1	at Green Bay	7-16	43.8%	12/13	Cincinnati	6-14	42.8%	1/17	vs Dallas	3/13	23.1%
10/5 Green Bay	7-13	53.8%	11/15	Detroit	6-17	35.2%	12/20	at Carolina	8/17	47.1%	1/24	at New Orleans	3/12	25.0%
10/11 at St. Louis	5-12	41.6%	11/22	Seattle	1-10	10.0%	12/28	at Chicago	5/14	35.7%				

## SCORING SUMMARY

	1ST	2ND	3RD	4TH	OT	Total	VIKINGS' FG	1ST	2ND	3RD	4TH	OT	Total	OPP. FG
atCLE	3	7	14	10										

# RUSHING

### #28 Adrian Peterson RB

OPPONENT	No	Yds	Avg	Lg	TD
@ CLE - 9/13	25	180	7.2	64t	3
@ DET - 9/20	15	92	6.1	27t	1
SF - 9/27	19	85	4.5	35	0
GB - 10/5	25	55	2.2	12	1
@ StL - 10/11	14	63	4.5	15	2
BAL - 10/18	22	143	6.5	58	0
@ PIT - 10/25	18	69	3.8	19	1
@ GB - 11/1	25	97	3.9	33	1
DET - 11/15	18	133	7.4	43	2
SEA - 11/22	24	82	3.4	16	0
CHI - 11/29	25	85	3.4	15	1
@ ARI - 12/6	13	19	1.5	11	0
CIN - 12/13	26	97	3.7	15	2
@ CAR - 12/20	12	35	2.9	10	1
@ CHI - 12/28	24	94	3.9	10	2
NYG - 1/3/10	9	54	6.0	23	1
<b>2009 TOTALS</b>	<b>314</b>	<b>1383</b>	<b>4.4</b>	<b>64t</b>	<b>18</b>
<b>CAREER</b>	<b>915</b>	<b>4484</b>	<b>4.9</b>	<b>73t</b>	<b>40</b>
DAL - 1/17/10	26	63	2.4	11	0
NO - 1/24/10	25	122	4.9	27	3

### #29 Chester Taylor RB

OPPONENT	No	Yds	Avg	Lg	TD
@ CLE - 9/13	7	17	2.4	8	0
@ DET - 9/20	4	8	2.0	4	0
SF - 9/27	6	16	2.7	8	0
GB - 10/5	2	8	4.0	5	0
@ StL - 10/11	10	26	2.6	7	1
BAL - 10/18	8	22	2.8	11	0
@ PIT - 10/25	3	14	4.7	10	0
@ GB - 11/1	5	12	2.4	8	0
DET - 11/15	7	16	2.3	11	0
SEA - 11/22	11	73	6.6	25	0
CHI - 11/29	4	33	8.3	15	0
@ ARI - 12/6	5	21	4.2	7	0
CIN - 12/13	5	25	5.0	17	0
@ CAR - 12/20	2	6	3.0	7	0
@ CHI - 12/28	8	29	3.6	11	0
NYG - 1/3/10	7	12	1.7	10	0
<b>2009 TOTALS</b>	<b>94</b>	<b>338</b>	<b>3.6</b>	<b>25</b>	<b>1</b>
<b>CAREER</b>	<b>1028</b>	<b>4396</b>	<b>4.3</b>	<b>95t</b>	<b>22</b>
DAL - 1/17/10	4	23	5.8	14	0
NO - 1/24/10	6	28	4.7	14	0

### #12 Percy Harvin WR

OPPONENT	No	Yds	Avg	Lg	TD
@ CLE - 9/13	2	22	11.0	11	0
@ DET - 9/20	2	14	7.0	13	0
SF - 9/27	1	-8	-8.0	-8	0
GB - 10/5	0	0	0.0	0	0
@ StL - 10/11	0	0	0.0	0	0
BAL - 10/18	1	2	2.0	2	0
@ PIT - 10/25	1	7	7.0	7	0
@ GB - 11/1	1	2	2.0	2	0
DET - 11/15	1	7	7.0	7	0
SEA - 11/22	0	0	0.0	0	0
CHI - 11/29	2	45	22.5	35	0
@ ARI - 12/6	2	22	11.0	13	0
CIN - 12/13	INACTIVE				
@ CAR - 12/20	0	0	0.0	0	0
@ CHI - 12/28	1	0	0.0	0	0
NYG - 1/3/10	1	22	22.0	22	0
<b>2009 TOTALS</b>	<b>15</b>	<b>135</b>	<b>9.0</b>	<b>35</b>	<b>0</b>
<b>CAREER</b>	<b>15</b>	<b>135</b>	<b>9.0</b>	<b>35</b>	<b>0</b>
DAL - 1/17/10	3	23	7.7	14	0
NO - 1/24/10	4	15	3.8	10	0

### #34 Albert Young RB

OPPONENT	No	Yds	Avg	Lg	TD
@ CLE - 9/13	0	0	0.0	0	0
@ DET - 9/20	0	0	0.0	0	0
SF - 9/27	0	0	0.0	0	0
GB - 10/5	0	0	0.0	0	0
@ StL - 10/11	INACTIVE				
BAL - 10/18	INACTIVE				
@ PIT - 10/25	INACTIVE				
@ GB - 11/1	INACTIVE				
DET - 11/15	INACTIVE				
SEA - 11/22	INACTIVE				
CHI - 11/29	INACTIVE				
@ ARI - 12/6	INACTIVE				
CIN - 12/13	2	13	6.5	8	0
@ CAR - 12/20	INACTIVE				
@ CHI - 12/28	0	0	0.0	0	0
NYG - 1/3/10	10	40	4.0	10	0
<b>2009 TOTALS</b>	<b>12</b>	<b>53</b>	<b>4.4</b>	<b>10</b>	<b>0</b>
<b>CAREER</b>	<b>2</b>	<b>13</b>	<b>6.5</b>	<b>10</b>	<b>0</b>
DAL - 1/17/10	0	0	0.0	0	0
NO - 1/24/10	INACTIVE				

### #83 Jeff Dugan TE

OPPONENT	No	Yds	Avg	Lg	TD
@ CLE - 9/13	1	5	5.0	5	0
@ DET - 9/20	0	0	0.0	0	0
SF - 9/27	0	0	0.0	0	0
GB - 10/5	1	2	2.0	2	0
@ StL - 10/11	0	0	0.0	0	0
BAL - 10/18	0	0	0.0	0	0
@ PIT - 10/25	0	0	0.0	0	0
@ GB - 11/1	0	0	0.0	0	0
DET - 11/15	1	0	0.0	0	0
SEA - 11/22	0	0	0.0	0	0
CHI - 11/29	0	0	0.0	0	0
@ ARI - 12/6	0	0	0.0	0	0
CIN - 12/13	0	0	0.0	0	0
@ CAR - 12/20	0	0	0.0	0	0
@ CHI - 12/28	0	0	0.0	0	0
NYG - 1/3/10	0	0	0.0	0	0
<b>2009 TOTALS</b>	<b>3</b>	<b>7</b>	<b>2.3</b>	<b>5</b>	<b>0</b>
<b>CAREER</b>	<b>9</b>	<b>21</b>	<b>2.3</b>	<b>5</b>	<b>0</b>
DAL - 1/17/10	0	0	0.0	0	0
NO - 1/24/10	0	0	0.0	0	0

### #4 Brett Favre QB

OPPONENT	No	Yds	Avg	Lg	TD
@ CLE - 9/13	0	0	0.0	0	0
@ DET - 9/20	0	0	0.0	0	0
SF - 9/27	1	1	1.0	1	0
GB - 10/5	2	-2	-1.0	-1	0
@ StL - 10/11	0	0	0.0	0	0
BAL - 10/18	0	0	0.0	0	0
@ PIT - 10/25	1	-1	-1.0	-1	0
@ GB - 11/1	1	0	0.0	0	0
DET - 11/15	1	-1	-1.0	-1	0
SEA - 11/22	0	0	0.0	0	0
CHI - 11/29	0	0	0.0	0	0
@ ARI - 12/6	0	0	0.0	0	0
CIN - 12/13	2	8	4.0	4	0
@ CAR - 12/20	0	0	0.0	0	0
@ CHI - 12/28	0	0	0.0	0	0
NYG - 1/3/10	1	2	2.0	2	0
<b>2009 TOTALS</b>	<b>9</b>	<b>7</b>	<b>0.8</b>	<b>4</b>	<b>0</b>
<b>CAREER</b>	<b>585</b>	<b>1836</b>	<b>3.1</b>	<b>40</b>	<b>15</b>
DAL - 1/17/10	0	0	0.0	0	0
NO - 1/24/10	1	0	0.0	0	0

### #38 Naufahu Tahī FB

OPPONENT	No	Yds	Avg	Lg	TD
@ CLE - 9/13	1	2	2.0	2	0
@ DET - 9/20	1	1	1.0	1	0
SF - 9/27	0	0	0	0	0
GB - 10/5	0	0	0	0	0
@ StL - 10/11	0	0	0	0	0
BAL - 10/18	0	0	0	0	0
@ PIT - 10/25	0	0	0	0	0
@ GB - 11/1	INACTIVE				
DET - 11/15	0	0	0	0	0
SEA - 11/22	0	0	0	0	0
CHI - 11/29	0	0	0	0	0
@ ARI - 12/6	0	0	0	0	0
CIN - 12/13	0	0	0	0	0
@ CAR - 12/20	0	0	0	0	0
@ CHI - 12/28	0	0	0	0	0
NYG - 1/3/10	1	2	2.0	2	0
<b>2009 TOTALS</b>	<b>3</b>	<b>5</b>	<b>1.7</b>	<b>2</b>	<b>0</b>
<b>CAREER</b>	<b>9</b>	<b>20</b>	<b>2.2</b>	<b>6</b>	<b>0</b>
DAL - 1/17/10	0	0	0.0	0	0
NO - 1/24/10	0	0	0.0	0	0

### #7 Tarvaris Jackson QB

OPPONENT	No	Yds	Avg	Lg	TD
@ CLE - 9/13	1	-1	-1.0	-1	0
@ DET - 9/20	3	-3	-1.0	-1	0
SF - 9/27	DID NOT PLAY				
GB - 10/5	DID NOT PLAY				
@ StL - 10/11	0	0	0.0	0	0
BAL - 10/18	DID NOT PLAY				
@ PIT - 10/25	DID NOT PLAY				
@ GB - 11/1	DID NOT PLAY				
DET - 11/15	3	-3	-1.0	-1	0
SEA - 11/22	2	5	2.5	6	0
CHI - 11/29	3	-4	-1.3	-1	0
@ ARI - 12/6	DID NOT PLAY				
CIN - 12/13	2	-1	-0.5	0	0
@ CAR - 12/20	DID NOT PLAY				
@ CHI - 12/28	DID NOT PLAY				
NYG - 1/3/10	3	-3	-1.0	-1	0
<b>2009 TOTALS</b>	<b>17</b>	<b>-10</b>	<b>-0.6</b>	<b>6</b>	<b>0</b>
<b>CAREER</b>	<b>112</b>	<b>472</b>	<b>4.2</b>	<b>32</b>	<b>4</b>
DAL - 1/17/10	DID NOT PLAY				
NO - 1/24/10	DID NOT PLAY				

# PASSING

### #4 Brett Favre QB

OPPONENT	Att	Comp	Yds	Pct.	TD	INT	Lng	Sk/Yds	Rating
@ CLE - 9/13	21	14	110	66.7	1	0	21	4/25	95.3
@ DET - 9/20	27	23	155	85.2	2	0	13	3/16	115.3
SF - 9/27	46	24	301	52.2	2	1	36	2/18	78.3
GB - 10/5	31	24	271	77.4	3	0	43	0/0	135.3
@ StL - 10/11	24	18	232	75.0	1	1	47	2/12	101.4
BAL - 10/18	29	21	278	72.4	3	0	63	3/19	136.9
@ PIT - 10/25	51	34	334	66.7	0	1	34	4/37	76.6
@ GB - 11/1	28	17	244	60.7	4	0	51	0/0	128.6
DET - 11/15	29	20	344	68.9	1	0	56	1/4	120.5
SEA - 11/22	25	22	213	88.0	4	0	25	2/19	141.7
CHI - 11/29	48	32	392	66.0	3	0	33	1/14	112.5
@ ARI - 12/6	45	30	275	66.7	2	2	31	3/22	79.4
CIN - 12/13	30	17	192	56.7	1	1	28	2/12	73.2
@ CAR - 12/20	27	17	224	62.9	0	1	63	4/28	73.7
@ CHI - 12/28	40	26	321	65.0	2	0	38	3/21	106.4
<b>2009 TOTALS</b>	<b>531</b>	<b>364</b>	<b>4202</b>	<b>68.4%</b>	<b>33</b>	<b>7</b>	<b>63</b>	<b>34/247</b>	<b>107.2</b>
<b>CAREER</b>	<b>9811</b>	<b>6084</b>	<b>69329</b>	<b>62.0%</b>	<b>497</b>	<b>317</b>	<b>99</b>	<b>503/3348</b>	<b>86.6</b>
DAL - 1/17/10	24	15	234	60.0%	4	0	47	3/20	134.4
NO - 1/24/10	46	28	310	60.8%	1	2	30	0/0	70.0

### #18 Sidney Rice WR

OPPONENT	Att	Comp	Yds	Pct.	TD	INT	Lng	Sk/Yds	Rating
@ CLE - 9/13	0	0	0	0.0	0	0	0	0/0	0.0
@ DET - 9/20	0	0	0	0.0	0	0	0	0/0	0.0
SF - 9/27	0	0	0	0.0	0	0	0	0/0	0.0
GB - 10/5	1	0	0	0.0	0	0	0	0/0	39.6
@ StL - 10/11	0	0	0	0.0	0	0	0	0/0	0.0
BAL - 10/18	0	0	0	0.0	0	0	0	0/0	0.0
@ PIT - 10/25	0	0	0	0.0	0	0	0	0/0	0.0
@ GB - 11/1	0	0	0	0.0	0	0	0	0/0	0.0
DET - 11/15	0	0	0	0.0	0	0	0	0/0	0.0
SEA - 11/22	0	0	0	0.0	0	0	0	0/0	0.0
CHI - 11/29	0	0	0	0.0	0	0	0	0/0	0.0
@ ARI - 12/6	0	0	0	0.0	0	0	0	0/0	0.0
CIN - 12/13	0	0	0	0.0	0	0	0	0/0	0.0
@ CAR - 12/20	0	0	0	0.0	0	0	0	0/0	0.0
@ CHI - 12/28	0	0	0	0.0	0	0	0	0/0	0.0
NYG - 1/3/10	0	0	0	0.0	0	0	0	0/0	0.0
<b>2009 TOTALS</b>	<b>1</b>	<b>0</b>	<b>0</b>	<b>0.0</b>	<b>0</b>	<b>0</b>	<b>0</b>	<b>0/0</b>	<b>39.6</b>
<b>CAREER</b>	<b>4</b>	<b>2</b>	<b>94</b>	<b>50.0</b>	<b>0</b>	<b>0</b>	<b>79</b>	<b>0/0</b>	<b>95.8</b>

### #7 Tarvaris Jackson QB

OPPONENT	Att	Comp	Yds	Pct.	TD	INT	Lng	Sk/Yds	Rating
@ CLE - 9/13	1	0	0	0.0	0	0	0	0/0	39.6
@ DET - 9/20	1	1	14	100.0	0	0	14	0/0	118.8
SF - 9/27	DID NOT PLAY								
GB - 10/5	DID NOT PLAY								
@ StL - 10/11	3	3	68	100.0	0	0	33	0/0	118.8
BAL - 10/18	DID NOT PLAY								
@ PIT - 10/25	DID NOT PLAY								
@ GB - 11/1	DID NOT PLAY								
DET - 11/15	2	0	0	0.0	0	0	0	0/0	39.6
SEA - 11/22	8	6	77	75.0	1	0	34	0/0	144.3
CHI - 11/29	0	0	0	0	0	0	0	0/0	0.0
@ ARI - 12/6	DID NOT PLAY								
CIN - 12/13	0	0	0	0	0	0	0	0/0	0.0
@ CAR - 12/20	DID NOT PLAY								
@ CHI - 12/28	DID NOT PLAY								
NYG - 1/3/10	6	4	42	66.6	0	0	18	0/0	86.8
<b>2009 TOTALS</b>	<b>21</b>	<b>14</b>	<b>201</b>	<b>66.7</b>	<b>1</b>	<b>0</b>	<b>34</b>	<b>0/0</b>	<b>113.4</b>
<b>CAREER</b>	<b>545</b>	<b>320</b>	<b>3643</b>	<b>58.7</b>	<b>21</b>	<b>18</b>	<b>71</b>	<b>41/204</b>	<b>77.9</b>
DAL - 1/17/10	DID NOT PLAY								
NO - 1/24/10	DID NOT PLAY								

# RECEIVING

### #18 Sidney Rice WR

OPPONENT	No	Yds	Avg	Lg	TD
@ CLE - 9/13	2	17	8.5	9	0
@ DET - 9/20	3	29	9.7	13	0
SF - 9/27	4	56	14.0	30t	1
GB - 10/5	5	70	14.0	24	1
@ StL - 10/11	3	61	20.3	47	0
BAL - 10/18	6	176	29.3	63	0
@ PIT - 10/25	10	136	12.4	34	0
@ GB - 11/1	4	40	10.0	14	0
DET - 11/15	7	201	28.7	56	0
SEA - 11/22	6	89	14.8	34t	2
CHI - 11/29	6	89	14.8	33	0
@ ARI - 12/6	7	72	10.3	14	0
CIN - 12/13	4	39	9.8	16	1
@ CAR - 12/20	4	69	17.3	25	0
@ CHI - 12/28	6	56	9.3	12	1
NYG - 1/3/10	6	112	18.7	50	2
<b>2009 TOTALS</b>	<b>83</b>	<b>1312</b>	<b>15.8</b>	<b>63</b>	<b>8</b>
<b>CAREER</b>	<b>129</b>	<b>1849</b>	<b>14.3</b>	<b>63</b>	<b>16</b>
DAL - 1/17/10	6	141	23.5	47t	3
NO - 1/24/10	4	43	10.8	20	1

### #12 Percy Harvin WR

OPPONENT	No	Yds	Avg	Lg	TD
@ CLE - 9/13	3	36	12.0	21	1
@ DET - 9/20	5	41	8.2	11	1
SF - 9/27	4	51	12.8	18	0
GB - 10/5	2	39	19.5	43	0
@ StL - 10/11	4	66	16.5	24	0
BAL - 10/18	2	10	5.0	8	0
@ PIT - 10/25	3	42	14.0	28	0
@ GB - 11/1	5	84	16.8	51t	1
DET - 11/15	3	53	17.7	40	0
SEA - 11/22	5	79	15.8	25	1
CHI - 11/29	6	101	16.8	31	1
@ ARI - 12/6	6	79	13.2	31t	1
CIN - 12/13		INACTIVE			
@ CAR - 12/20	1	10	10.0	10	0
@ CHI - 12/28	4	40	10.0	19	0
NYG - 1/3/10	7	59	8.4	18	0
<b>2009 TOTALS</b>	<b>60</b>	<b>790</b>	<b>13.2</b>	<b>51t</b>	<b>6</b>
<b>CAREER</b>	<b>60</b>	<b>790</b>	<b>13.2</b>	<b>51t</b>	<b>6</b>
DAL - 1/17/10	1	1	1.0	1	0
NO - 1/24/10	5	38	7.6	20	0

### #87 Bernard Berrian WR

OPPONENT	No	Yds	Avg	Lg	TD
@ CLE - 9/13	0	0	0.0	0	0
@ DET - 9/20	6	46	7.7	11	0
SF - 9/27	4	56	14.0	36	0
GB - 10/5	6	75	12.5	31t	1
@ StL - 10/11	3	39	13.0	19	0
BAL - 10/18	3	18	6.0	8	1
@ PIT - 10/25	2	18	9.0	11	0
@ GB - 11/1	3	47	15.7	19	1
DET - 11/15	3	22	7.3	12	0
SEA - 11/22	2	11	5.5	8	1
CHI - 11/29	6	74	12.3	27	0
@ ARI - 12/6	5	36	7.2	13	0
CIN - 12/13	4	43	10.8	19	0
@ CAR - 12/20	3	25	8.3	17	0
@ CHI - 12/28	3	58	19.3	38	0
NYG - 1/3/10	2	50	25.0	40	0
<b>2009 TOTALS</b>	<b>55</b>	<b>618</b>	<b>11.2</b>	<b>40</b>	<b>4</b>
<b>CAREER</b>	<b>253</b>	<b>3779</b>	<b>14.9</b>	<b>99t</b>	<b>24</b>
DAL - 1/17/10	3	32	10.7	19	0
NO - 1/24/10	9	102	11.3	30	0

### #81 Visanthe Shiancoe TE

OPPONENT	No	Yds	Avg	Lg	TD
@ CLE - 9/13	3	26	8.7	13	0
@ DET - 9/20	1	1	1.0	1t	1
SF - 9/27	2	22	11.0	12	0
GB - 10/5	3	18	6.0	9	1
@ StL - 10/11	4	49	12.3	17	1
BAL - 10/18	4	48	12.0	21	2
@ PIT - 10/25	4	27	6.8	9	0
@ GB - 11/1	1	12	12.0	12	1
DET - 11/15	3	43	14.3	21	0
SEA - 11/22	8	78	9.8	14	1
CHI - 11/29	5	51	10.2	21	1
@ ARI - 12/6	2	14	7.0	11	1
CIN - 12/13	2	19	9.5	13	0
@ CAR - 12/20	3	24	8.0	8	0
@ CHI - 12/28	4	40	10.0	18	1
NYG - 1/3/10	7	94	13.4	27	1
<b>2009 TOTALS</b>	<b>56</b>	<b>566</b>	<b>10.1</b>	<b>27</b>	<b>11</b>
<b>CAREER</b>	<b>160</b>	<b>1738</b>	<b>10.9</b>	<b>79</b>	<b>22</b>
DAL - 1/17/10	1	11	11.0	11t	1
NO - 1/24/10	4	83	20.8	26	0

### #28 Adrian Peterson RB

OPPONENT	No	Yds	Avg	Lg	TD
@ CLE - 9/13	1	18	18.0	18	0
@ DET - 9/20	4	24	6.0	11	0
SF - 9/27	2	14	7.0	9	0
GB - 10/5	1	0	0.0	0	0
@ StL - 10/11	2	6	3.0	9	0
BAL - 10/18	4	23	5.8	10	0
@ PIT - 10/25	4	60	15.0	29	0
@ GB - 11/1	1	44	44.0	44	0
DET - 11/15	2	10	5.0	11	0
SEA - 11/22	4	16	4.0	11	0
CHI - 11/29	2	18	9.0	14	0
@ ARI - 12/6	6	46	7.7	21	0
CIN - 12/13	3	40	13.3	28	0
@ CAR - 12/20	3	73	24.3	63	0
@ CHI - 12/28	3	43	14.3	16	0
NYG - 1/3/10	1	1	1.0	1	0
<b>2009 TOTALS</b>	<b>43</b>	<b>436</b>	<b>10.1</b>	<b>63</b>	<b>0</b>
<b>CAREER</b>	<b>83</b>	<b>829</b>	<b>10.0</b>	<b>63</b>	<b>1</b>
DAL - 1/17/10	1	19	19.0	19	0
NO - 1/24/10	2	14	7.0	11	0

### #29 Chester Taylor RB

OPPONENT	No	Yds	Avg	Lg	TD
@ CLE - 9/13	5	13	2.6	10	0
@ DET - 9/20	3	20	6.7	14	0
SF - 9/27	7	70	10.0	30	0
GB - 10/5	3	35	11.7	19	0
@ StL - 10/11	3	49	16.3	33	0
BAL - 10/18	0	0	0.0	0	0
@ PIT - 10/25	1	7	7.0	7	0
@ GB - 11/1	2	15	7.5	20	0
DET - 11/15	1	7	7.0	7	0
SEA - 11/22	2	12	6.0	8	0
CHI - 11/29	6	51	8.5	16	1
@ ARI - 12/6	4	28	7.0	14	0
CIN - 12/13	2	32	16.0	26	0
@ CAR - 12/20	1	7	7.0	7	0
@ CHI - 12/28	2	26	13.0	20	0
NYG - 1/3/10	2	17	9	10	0
<b>2009 TOTALS</b>	<b>44</b>	<b>389</b>	<b>8.8</b>	<b>33</b>	<b>1</b>
<b>CAREER</b>	<b>265</b>	<b>2094</b>	<b>7.9</b>	<b>50</b>	<b>6</b>
DAL - 1/17/10	2	16	8.0	9	0
NO - 1/24/10	3	18	6.0	11	0

### #17 Greg Lewis WR

OPPONENT	No	Yds	Avg	Lg	TD
@ CLE - 9/13		INACTIVE			
@ DET - 9/20		INACTIVE			
SF - 9/27	1	32	32.0	32t	1
GB - 10/5	0	0	0	0	0
@ StL - 10/11		INACTIVE			
BAL - 10/18	0	0	0	0	0
@ PIT - 10/25	4	18	4.5	7	0
@ GB - 11/1	0	0	0.0	0	0
DET - 11/15	0	0	0.0	0	0
SEA - 11/22	0	0	0.0	0	0
CHI - 11/29	0	0	0.0	0	0
@ ARI - 12/6	0	0	0.0	0	0
CIN - 12/13	2	19	9.5	18	0
@ CAR - 12/20	0	0	0.0	0	0
@ CHI - 12/28	1	27	27.0	27	0
NYG - 1/3/10	0	0	0.0	0	0
<b>2009 TOTALS</b>	<b>8</b>	<b>96</b>	<b>12.0</b>	<b>32t</b>	<b>1</b>
<b>CAREER</b>	<b>135</b>	<b>1795</b>	<b>13.3</b>	<b>52</b>	<b>8</b>
DAL - 1/17/10	0	0	0.0	0	0
NO - 1/24/10	0	0	0.0	0	0

### #40 Jim Kleinsasser

OPPONENT	No	Yds	Avg	Lg	TD
@ CLE - 9/13	0	0	0.0	0	0
@ DET - 9/20	2	8	4.0	6	0
SF - 9/27	0	0	0.0	0	0
GB - 10/5	0	0	0.0	0	0
@ StL - 10/11	0	0	0.0	0	0
BAL - 10/18	1	3	3.0	3	0
@ PIT - 10/25	1	4	4.0	4	0
@ GB - 11/1	0	0	0.0	0	0
DET - 11/15	0	0	0.0	0	0
SEA - 11/22	0	0	0.0	0	0
CHI - 11/29	0	0	0.0	0	0
@ ARI - 12/6	0	0	0.0	0	0
CIN - 12/13	0	0	0.0	0	0
@ CAR - 12/20	2	16	8.0	8	0
@ CHI - 12/28	2	22	11.0	21	0
NYG - 1/3/10	2	17	8.5	12	0
<b>2009 TOTALS</b>	<b>10</b>	<b>70</b>	<b>7.0</b>	<b>21</b>	<b>0</b>
<b>CAREER</b>	<b>174</b>	<b>1536</b>	<b>8.8</b>	<b>39</b>	<b>6</b>
DAL - 1/17/10	1	14	14.0	14	0
NO - 1/24/10	1	12	12.0	12	0

### #38 Naufahu Tahi FB

OPPONENT	No	Yds	Avg	Lg	TD
@ CLE - 9/13	0	0	0.0	0	0
@ DET - 9/20	0	0	0.0	0	0
SF - 9/27	0	0	0.0	0	0
GB - 10/5	2	8	4.0	8	0
@ StL - 10/11	1	32	32.0	32	0
BAL - 10/18	1	0	0.0	0	0
@ PIT - 10/25	3	13	4.3	8	0
@ GB - 11/1		INACTIVE			
DET - 11/15	0	0	0.0	0	0
SEA - 11/22	1	5	5.0	5	0
CHI - 11/29	1	8	8.0	8	0
@ ARI - 12/6	0	0	0.0	0	0
CIN - 12/13	0	0	0.0	0	0
@ CAR - 12/20	0	0	0.0	0	0
@ CHI - 12/28	0	0	0.0	0	0
NYG - 1/3/10	1	1	1.0	1	1
<b>2009 TOTALS</b>	<b>10</b>	<b>67</b>	<b>6.7</b>	<b>32</b>	<b>1</b>
<b>CAREER</b>	<b>27</b>	<b>111</b>	<b>4.1</b>	<b>32</b>	<b>1</b>
DAL - 1/17/10	0	0	0.0	0	0
NO - 1/24/10	0	0	0.0	0	0

# RECEIVING

#83 Jeff Dugan TE					
OPPONENT	No	Yds	Avg	Lg	TD
@ CLE - 9/13	0	0	0.0	0	0
@ DET - 9/20	0	0	0.0	0	0
SF - 9/27	0	0	0.0	0	0
GB - 10/5	2	26	13.0	25	0
@ StL - 10/11	0	0	0.0	0	0
BAL - 10/18	0	0	0.0	0	0
@ PIT - 10/25	0	0	0.0	0	0
@ GB - 11/1	1	2	2.0	2	2
DET - 11/15	1	8	8.0	8	1
SEA - 11/22	0	0	0.0	0	0
CHI - 11/29	0	0	0.0	0	0
@ ARI - 12/6	0	0	0.0	0	0
CIN - 12/13	0	0	0.0	0	0
@ CAR - 12/20	0	0	0.0	0	0
@ CHI - 12/28	1	9	9.0	9	0
NYG - 1/3/10	1	7	7.0	7	0
<b>2009 TOTALS</b>	<b>6</b>	<b>52</b>	<b>8.7</b>	<b>25</b>	<b>2</b>
<b>CAREER</b>	<b>22</b>	<b>155</b>	<b>7.0</b>	<b>27</b>	<b>3</b>
DAL - 1/17/10	0	0	0.0	0	0
NO - 1/24/10	0	0	0.0	0	0

#11 Jaymar Johnson WR					
OPPONENT	No	Yds	Avg	Lg	TD
@ CLE - 9/13	INACTIVE				
@ DET - 9/20	INACTIVE				
SF - 9/27	INACTIVE				
GB - 10/5	0	0	0.0	0	0
@ StL - 10/11	0	0	0.0	0	0
BAL - 10/18	0	0	0.0	0	0
@ PIT - 10/25	1	9	9.0	9	0
@ GB - 11/1	0	0	0.0	0	0
DET - 11/15	INACTIVE				
SEA - 11/22	INACTIVE				
CHI - 11/29	INACTIVE				
@ ARI - 12/6	INACTIVE				
CIN - 12/13	0	0	0.0	0	0
@ CAR - 12/20	INACTIVE				
@ CHI - 12/28	INACTIVE				
NYG - 1/3/10	INACTIVE				
<b>2009 TOTALS</b>	<b>1</b>	<b>9</b>	<b>9.0</b>	<b>9</b>	<b>0</b>
<b>CAREER</b>	<b>1</b>	<b>9</b>	<b>9.0</b>	<b>9</b>	<b>0</b>
DAL - 1/17/10	INACTIVE				
NO - 1/24/10	INACTIVE				

#4 Brett Favre QB					
OPPONENT	No	Yds	Avg	Lg	TD
@ CLE - 9/13	0	0	0.0	0	0
@ DET - 9/20	0	0	0.0	0	0
SF - 9/27	0	0	0.0	0	0
GB - 10/5	0	0	0.0	0	0
@ StL - 10/11	1	-2	-2.0	-2	0
BAL - 10/18	0	0	0.0	0	0
@ PIT - 10/25	0	0	0.0	0	0
@ GB - 11/1	0	0	0.0	0	0
DET - 11/15	0	0	0.0	0	0
SEA - 11/22	0	0	0.0	0	0
CHI - 11/29	0	0	0.0	0	0
@ ARI - 12/6	0	0	0.0	0	0
CIN - 12/13	0	0	0.0	0	0
@ CAR - 12/20	0	0	0.0	0	0
@ CHI - 12/28	0	0	0.0	0	0
NYG - 1/3/10	0	0	0.0	0	0
<b>2009 TOTALS</b>	<b>1</b>	<b>-2</b>	<b>-2.0</b>	<b>-2</b>	<b>0</b>
<b>CAREER</b>	<b>2</b>	<b>-7</b>	<b>-3.5</b>	<b>-2</b>	<b>0</b>
DAL - 1/17/10	0	0	0.0	0	0
NO - 1/24/10	0	0	0.0	0	0

# PUNTING

#5 Chris Kluwe P								
OPPONENT	No.	Yds	Avg.	TB	I20	Lng	BL	Net
@ CLE - 9/13	6	232	38.7	1	0	51	0	24.2
@ DET - 9/20	4	168	42.0	0	1	48	0	40.3
SF - 9/27	6	276	46.0	1	2	60	0	39.5
GB - 10/5	5	212	42.4	0	4	50	0	42.4
@ StL - 10/11	2	103	51.5	0	2	57	0	48.5
BAL - 10/18	5	227	45.4	0	3	52	0	43.4
@ PIT - 10/25	6	250	41.7	0	1	54	0	39.0
@ GB - 11/1	3	147	45.7	1	2	59	0	36.3
DET - 11/15	4	192	48.0	0	2	58	0	43.3
SEA - 11/22	5	216	43.2	1	0	54	0	36.6
CHI - 11/29	2	78	39.0	0	0	44	0	37.0
@ ARI - 12/6	6	315	52.5	2	2	56	0	34.0
CIN - 12/13	3	134	44.7	0	1	51	0	42.7
@ CAR - 12/20	8	373	46.6	3	1	57	0	38.1
@ CHI - 12/28	6	213	35.5	0	2	43	0	34.5
NYG - 1/3/10	2	76	38.0	0	1	50	0	38.0
<b>2009 TOTALS</b>	<b>73</b>	<b>3202</b>	<b>43.9</b>	<b>9</b>	<b>24</b>	<b>60</b>	<b>0</b>	<b>37.8</b>
<b>CAREER</b>	<b>391</b>	<b>17360</b>	<b>44.4</b>	<b>44</b>	<b>126</b>	<b>70</b>	<b>1</b>	<b>36.3</b>
DAL - 1/17/10	5	228	45.6	1	1	61	0	41.6
NO - 1/24/10	4	156	39.0	0	2	44	0	39.0

# PUNT RETURNS

#82 Darius Reynaud WR						
OPPONENT	No	Yds	Avg	FC	Lg	TD
@ CLE - 9/13	2	54	27.0	2	36	0
@ DET - 9/20	2	22	11.0	2	13	0
SF - 9/27	3	45	15.0	1	32	0
GB - 10/5	INACTIVE					
@ StL - 10/11	INACTIVE					
BAL - 10/18	INACTIVE					
@ PIT - 10/25	INACTIVE					
@ GB - 11/1	INACTIVE					
DET - 11/15	4	11	2.8	2	12	0
SEA - 11/22	3	30	10.0	1	14	0
CHI - 11/29	0	0	0.0	2	0	0
@ ARI - 12/6	1	2	2.0	2	2	0
CIN - 12/13	5	60	12.0	0	19	0
@ CAR - 12/20	4	58	14.5	1	34	0
@ CHI - 12/28	2	3	1.5	0	3	0
NYG - 1/3/10	4	23	5.8	0	15	0
<b>2009 TOTALS</b>	<b>30</b>	<b>308</b>	<b>10.3</b>	<b>13</b>	<b>36</b>	<b>0</b>
<b>CAREER</b>	<b>30</b>	<b>308</b>	<b>10.3</b>	<b>13</b>	<b>36</b>	<b>0</b>
DAL - 1/17/10	0	0	0.0	2	0	0
NO - 1/24/10	3	15	5.0	2	9	0

#11 Jaymar Johnson WR					
OPPONENT	Yds	Avg	FC	Lg	TD
@ CLE - 9/13	INACTIVE				
@ DET - 9/20	INACTIVE				
SF - 9/27	INACTIVE				
GB - 10/5	42	21.0	0	24	0
@ StL - 10/11	12	12.0	0	12	0
BAL - 10/18	35	7.0	0	13	0
@ PIT - 10/25	8	2.7	3	5	0
@ GB - 11/1	37	7.4	0	20	0
DET - 11/15	INACTIVE				
SEA - 11/22	INACTIVE				
CHI - 11/29	INACTIVE				
@ ARI - 12/6	INACTIVE				
CIN - 12/13	0	0.0	0	0	0
@ CAR - 12/20	INACTIVE				
@ CHI - 12/28	INACTIVE				
NYG - 1/3/10	INACTIVE				
<b>2009 TOTALS</b>	<b>134</b>	<b>8.4</b>	<b>3</b>	<b>24</b>	<b>0</b>
<b>CAREER</b>	<b>134</b>	<b>8.4</b>	<b>3</b>	<b>24</b>	<b>0</b>
DAL - 1/17/10	INACTIVE				
NO - 1/24/10	INACTIVE				

#87 Bernard Berrian WR						
OPPONENT	No	Yds	Avg	FC	Lg	TD
@ CLE - 9/13	0	0	0.0	0	0	0
@ DET - 9/20	0	0	0.0	0	0	0
SF - 9/27	2	13	6.5	0	8	0
GB - 10/5	0	0	0.0	0	0	0
@ StL - 10/11	0	0	0.0	0	0	0
BAL - 10/18	0	0	0.0	0	0	0
@ PIT - 10/25	0	0	0.0	0	0	0
@ GB - 11/1	0	0	0.0	0	0	0
DET - 11/15	0	0	0.0	0	0	0
SEA - 11/22	0	0	0.0	0	0	0
CHI - 11/29	0	0	0.0	0	0	0
@ ARI - 12/6	0	0	0.0	0	0	0
CIN - 12/13	0	0	0.0	0	0	0
@ CAR - 12/20	0	0	0.0	0	0	0
@ CHI - 12/28	0	0	0.0	0	0	0
NYG - 1/3/10	0	0	0.0	0	0	0
<b>2009 TOTALS</b>	<b>2</b>	<b>13</b>	<b>6.5</b>	<b>0</b>	<b>8</b>	<b>0</b>
<b>CAREER</b>	<b>21</b>	<b>213</b>	<b>10.1</b>	<b>10</b>	<b>82</b>	<b>1</b>
DAL - 1/17/10	0	0	0.0	0	0	0
NO - 1/24/10	0	0	0.0	0	0	0

# KICKOFF RETURNS

**#12 Percy Harvin WR**

OPPONENT	No	Yds	Avg	FC	Lg	TD
@ CLE - 9/13	3	99	33.0	0	41	0
@ DET - 9/20	3	79	26.3	0	30	0
SF - 9/27	4	180	45.0	0	101t	1
GB - 10/5	3	52	17.3	0	19	0
@ StL - 10/11	1	27	27.0	0	27	0
BAL - 10/18	4	81	20.3	0	32	0
@ PIT - 10/25	5	167	33.4	0	88t	1
@ GB - 11/1	5	175	35.0	0	77	0
DET - 11/15	1	29	29.0	0	29	0
SEA - 11/22	2	35	17.5	0	18	0
CHI - 11/29	0	0	0.0	0	0	0
@ ARI - 12/6	3	62	20.7	0	26	0
CIN - 12/13	INACTIVE					
@ CAR - 12/20	2	31	15.5	0	21	0
@ CHI - 12/28	6	139	23.2	0	27	0
NYG - 1/3/10	0	0	0.0	0	0	0
<b>2009 TOTALS</b>	<b>42</b>	<b>1156</b>	<b>27.5</b>	<b>0</b>	<b>101t</b>	<b>2</b>
<b>CAREER</b>	<b>42</b>	<b>1156</b>	<b>27.5</b>	<b>0</b>	<b>101t</b>	<b>2</b>
DAL - 1/17/10	0	0	0.0	0	0	0
NO - 1/24/10	2	33	16.5	0	17	0

**#82 Darius Reynaud WR**

OPPONENT	No	Yds	Avg	FC	Lg	TD
@ CLE - 9/13	0	0	0.0	0	0	0
@ DET - 9/20	0	0	0.0	0	0	0
SF - 9/27	0	0	0.0	0	0	0
GB - 10/5	INACTIVE					
@ StL - 10/11	INACTIVE					
BAL - 10/18	INACTIVE					
@ PIT - 10/25	INACTIVE					
@ GB - 11/1	INACTIVE					
DET - 11/15	0	0	0.0	0	0	0
SEA - 11/22	0	0	0.0	0	0	0
CHI - 11/29	0	0	0.0	0	0	0
@ ARI - 12/6	0	0	0.0	0	0	0
CIN - 12/13	2	54	27.0	0	30	0
@ CAR - 12/20	1	15	15.0	0	15	0
@ CHI - 12/28	0	0	0.0	0	0	0
NYG - 1/3/10	1	21	21.0	0	21	0
<b>2009 TOTALS</b>	<b>4</b>	<b>90</b>	<b>27.0</b>	<b>0</b>	<b>30</b>	<b>0</b>
<b>CAREER</b>	<b>4</b>	<b>90</b>	<b>27.0</b>	<b>0</b>	<b>30</b>	<b>0</b>
DAL - 1/17/10	0	0	0.0	0	0	0
NO - 1/24/10	0	0	0.0	0	0	0

**#83 Jeff Dugan TE**

OPPONENT	No	Yds	Avg	FC	Lg	TD
@ CLE - 9/13	0	0	0.0	0	0	0
@ DET - 9/20	0	0	0.0	0	0	0
SF - 9/27	0	0	0.0	0	0	0
GB - 10/5	0	0	0.0	0	0	0
@ StL - 10/11	0	0	0.0	0	0	0
BAL - 10/18	0	0	0.0	0	0	0
@ PIT - 10/25	0	0	0.0	0	0	0
@ GB - 11/1	0	0	0.0	0	0	0
DET - 11/15	0	0	0.0	0	0	0
SEA - 11/22	0	0	0.0	0	0	0
CHI - 11/29	1	13	13.0	0	13	0
@ ARI - 12/6	3	14	4.7	0	8	0
CIN - 12/13	0	0	0.0	0	0	0
@ CAR - 12/20	0	0	0.0	0	0	0
@ CHI - 12/28	0	0	0.0	0	0	0
NYG - 1/3/10	1	11	11.0	0	11	0
<b>2009 TOTALS</b>	<b>5</b>	<b>38</b>	<b>7.6</b>	<b>0</b>	<b>13</b>	<b>0</b>
<b>CAREER</b>	<b>5</b>	<b>38</b>	<b>7.6</b>	<b>0</b>	<b>13</b>	<b>0</b>
DAL - 1/17/10	0	0	0.0	0	0	0
NO - 1/24/10	0	0	0.0	0	0	0

**#96 Brian Robison DE**

OPPONENT	No	Yds	Avg	FC	Lg	TD
@ CLE - 9/13	0	0	0.0	0	0	0
@ DET - 9/20	0	0	0.0	0	0	0
SF - 9/27	0	0	0.0	0	0	0
GB - 10/5	0	0	0.0	0	0	0
@ StL - 10/11	0	0	0.0	0	0	0
BAL - 10/18	0	0	0.0	0	0	0
@ PIT - 10/25	0	0	0.0	0	0	0
@ GB - 11/1	1	7	7.0	0	7	0
DET - 11/15	1	0	0.0	0	0	0
SEA - 11/22	0	0	0.0	0	0	0
CHI - 11/29	0	0	0.0	0	0	0
@ ARI - 12/6	0	0	0.0	0	0	0
CIN - 12/13	0	0	0.0	0	0	0
@ CAR - 12/20	0	0	0.0	0	0	0
@ CHI - 12/28	0	0	0.0	0	0	0
NYG - 1/3/10	0	0	0.0	0	0	0
<b>2009 TOTALS</b>	<b>2</b>	<b>7</b>	<b>3.5</b>	<b>0</b>	<b>7</b>	<b>0</b>
<b>CAREER</b>	<b>2</b>	<b>7</b>	<b>3.5</b>	<b>0</b>	<b>7</b>	<b>0</b>
DAL - 1/17/10	0	0	0.0	0	0	0
NO - 1/24/10	0	0	0.0	0	0	0

**#73 Jimmy Kennedy DT**

OPPONENT	No	Yds	Avg	FC	Lg	TD
@ CLE - 9/13	0	0	0.0	0	0	0
@ DET - 9/20	INACTIVE					
SF - 9/27	INACTIVE					
GB - 10/5	0	0	0.0	0	0	0
@ StL - 10/11	0	0	0.0	0	0	0
BAL - 10/18	0	0	0.0	0	0	0
@ PIT - 10/25	0	0	0.0	0	0	0
@ GB - 11/1	0	0	0.0	0	0	0
DET - 11/15	0	0	0.0	0	0	0
SEA - 11/22	0	0	0.0	0	0	0
CHI - 11/29	0	0	0.0	0	0	0
@ ARI - 12/6	0	0	0.0	0	0	0
CIN - 12/13	0	0	0.0	0	0	0
@ CAR - 12/20	1	6	6.0	0	6	0
@ CHI - 12/28	0	0	0.0	0	0	0
NYG - 1/3/10	INACTIVE					
<b>2009 TOTALS</b>	<b>1</b>	<b>6</b>	<b>6.0</b>	<b>0</b>	<b>6</b>	<b>0</b>
<b>CAREER</b>	<b>1</b>	<b>6</b>	<b>6.0</b>	<b>0</b>	<b>6</b>	<b>0</b>
DAL - 1/17/10	0	0	0.0	0	0	0
NO - 1/24/10	0	0	0.0	0	0	0





# DEFENSIVE GAME-BY-GAME

#26 Antoine Winfield CB											
OPPONENT	U	A	Ttl	TFL	Sk	QH	FF	FR	INT	PD	
@ CLE	3	1	4	0.0	0.0	0	0	0	0	0	1
@ DET	6	0	6	0.0	0.0	0	0	0	0	0	0
SF	3	1	4	0.0	0.0	0	0	0	0	0	2
GB	10	1	11	1.0	0.0	0	0	0	0	1(0)	2
@ STL	2	3	5	0.0	0.0	0	0	0	0	0	1
BAL	0	0	0	0.0	0.0	0	0	0	0	0	0
@ PIT	INACTIVE										
@ GB	INACTIVE										
DET	INACTIVE										
SEA	INACTIVE										
CHI	INACTIVE										
@ ARI	INACTIVE										
CIN	9	1	10	0.0	0.0	0	1	0	0	0	1
@ CAR	8	1	9	1.0	1.0	0	0	0	0	0	0
@ CHI	5	1	6	0.0	0.0	0	0	0	0	0	2
NYG	1	2	3	0.0	0.0	0	0	0	0	0	0
<b>2009 TOTALS</b>	<b>47</b>	<b>11</b>	<b>58</b>	<b>2.0</b>	<b>1.0</b>	<b>0</b>	<b>1</b>	<b>0</b>	<b>1(0)</b>	<b>9</b>	<b>137</b>
<b>CAREER</b>	<b>720</b>	<b>137</b>	<b>857</b>	<b>41.0</b>	<b>4.0</b>	<b>18</b>	<b>11</b>	<b>9</b>	<b>21(175)</b>	<b>137</b>	<b>3</b>
DAL - 1/17/10	1	0	1	0.0	0.0	0	0	0	0	0	0
NO - 1/24/10	3	1	4	0.0	0.0	0	0	0	0	0	0

#22 Benny Sapp CB											
OPPONENT	U	A	Ttl	TFL	Sk	QH	FF	FR	INT	PD	
@ CLE	6	0	6	1.0	0.0	0	0	0	0	0	1
@ DET	2	1	3	0.0	0.0	0	0	0	0	0	0
SF	0	0	0	0.0	0.0	0	0	0	0	0	0
GB	1	2	3	0.0	0.0	0	0	0	0	0	0
@ STL	6	1	7	1.0	0.0	0	0	0	0	0	1
BAL	1	0	1	0.0	0.0	0	0	0	0	0	0
@ PIT	2	0	2	0.0	0.0	0	0	0	0	0	1
@ GB	4	1	5	0.0	0.0	0	0	0	0	0	1
DET	5	0	5	0.0	0.0	0	0	0	0	0	0
SEA	2	1	3	0.0	0.0	0	1	0	0	0	0
CHI	5	0	5	0.0	0.0	0	0	0	0	0	0
@ ARI	5	0	5	1.0	0.0	0	1	0	0	0	1
CIN	2	2	4	0.0	0.0	0	0	0	0	0	0
@ CAR	0	0	0	0.0	0.0	0	0	0	0	0	0
@ CHI	1	0	1	0.0	0.0	0	0	0	0	0	2
NYG	5	0	5	0.0	0.0	0	0	0	0	0	0
<b>2009 TOTALS</b>	<b>47</b>	<b>8</b>	<b>55</b>	<b>3.0</b>	<b>0.0</b>	<b>0</b>	<b>2</b>	<b>0</b>	<b>0</b>	<b>7</b>	<b>21</b>
<b>CAREER</b>	<b>135</b>	<b>43</b>	<b>178</b>	<b>3.0</b>	<b>2.5</b>	<b>4</b>	<b>5</b>	<b>1</b>	<b>4(2)</b>	<b>21</b>	<b>6</b>
DAL - 1/17/10	3	0	3	0.0	0.0	0	0	0	0	0	0
NO - 1/24/10	2	0	2	0.0	0.0	0	0	0	0	0	0

#93 Kevin Williams DT											
OPPONENT	U	A	Ttl	TFL	Sk	QH	FF	FR	INT	PD	
@ CLE	2	1	3	0.0	1.0	7	0	1	0	0	0
@ DET	1	1	2	0.0	0.0	1	0	0	0	0	0
SF	3	2	5	1.0	0.0	1	0	0	0	0	0
GB	2	2	4	1.0	0.0	2	0	0	0	0	0
@ STL	5	0	5	1.0	1.0	2	0	0	0	0	0
BAL	2	2	4	0.0	2.0	5	1	0	0	0	0
@ PIT	1	1	2	0.0	1.0	0	0	0	0	0	2
@ GB	5	2	7	1.0	0.0	0	0	0	0	0	3
DET	5	3	8	0.0	1.0	5	0	0	0	0	0
SEA	0	0	0	0.0	0.0	0	0	0	0	0	0
CHI	0	0	0	0.0	0.0	2	0	0	0	0	0
@ ARI	1	0	1	0.0	0.0	2	0	0	0	0	0
CIN	5	0	5	1.0	0.0	2	0	0	0	0	0
@ CAR	3	1	4	1.0	0.0	1	0	0	0	0	0
@ CHI	1	2	3	0.0	0.0	5	0	0	0	0	0
NYG	0	2	2	0.0	0.0	1	0	0	0	0	1
<b>2009 TOTALS</b>	<b>36</b>	<b>19</b>	<b>55</b>	<b>6.0</b>	<b>6.0</b>	<b>36</b>	<b>1</b>	<b>1</b>	<b>0</b>	<b>6</b>	<b>45</b>
<b>CAREER</b>	<b>320</b>	<b>165</b>	<b>485</b>	<b>42.0</b>	<b>48.5</b>	<b>231</b>	<b>10</b>	<b>10</b>	<b>4(2)</b>	<b>45</b>	<b>6</b>
DAL - 1/17/10	4	2	6	1.0	0.0	5	0	1	0	0	0
NO - 1/24/10	6	2	8	2.0	0.0	3	0	0	0	0	1

#54 Jasper Brinkley LB											
OPPONENT	U	A	Ttl	TFL	Sk	QH	FF	FR	INT	PD	
@ CLE	0	0	0	0.0	0.0	0	0	0	0	0	0
@ DET	0	0	0	0.0	0.0	0	0	0	0	0	0
SF	0	0	0	0.0	0.0	0	0	0	0	0	0
GB	0	0	0	0.0	0.0	0	0	0	0	0	0
@ STL	1	1	2	0.0	0.0	0	0	0	0	0	0
BAL	0	0	0	0.0	0.0	0	0	0	0	0	0
@ PIT	0	0	0	0.0	0.0	0	0	0	0	0	0
@ GB	0	0	0	0.0	0.0	0	0	0	0	0	0
DET	0	0	0	0.0	0.0	0	0	0	0	0	0
SEA	0	0	0	0.0	0.0	0	0	0	0	0	0
CHI	0	0	0	0.0	0.0	0	0	0	0	0	0
@ ARI	1	0	0	0.0	0.0	0	0	0	0	0	0
CIN	4	1	5	0.0	0.0	0	0	0	0	0	0
@ CAR	8	2	10	1.0	0.0	0	0	0	0	0	0
@ CHI	7	3	10	0.0	0.0	1	0	0	0	0	0
NYG	4	0	4	0.0	0.0	2	0	0	0	0	0
<b>2009 TOTALS</b>	<b>25</b>	<b>7</b>	<b>32</b>	<b>1.0</b>	<b>0.0</b>	<b>3</b>	<b>0</b>	<b>0</b>	<b>0</b>	<b>0</b>	<b>0</b>
<b>CAREER</b>	<b>25</b>	<b>7</b>	<b>32</b>	<b>1.0</b>	<b>0.0</b>	<b>3</b>	<b>0</b>	<b>0</b>	<b>0</b>	<b>0</b>	<b>0</b>
DAL - 1/17/10	7	0	7	1.0	0.0	0	0	0	0	0	0
NO - 1/24/10	1	2	3	0.0	0.0	0	0	0	0	0	0

#73 Jimmy Kennedy DT											
OPPONENT	U	A	Ttl	TFL	Sk	QH	FF	FR	INT	PD	
@ CLE	3	1	4	1.0	1.0	0	0	0	0	0	0
@ DET	INACTIVE										
SF	INACTIVE										
GB	1	1	2	0.0	1.0	0	0	0	0	0	0
@ STL	2	0	2	0.0	0.0	1	0	0	0	0	0
BAL	1	1	2	0.0	0.0	1	0	0	0	0	0
@ PIT	1	0	1	0.0	1.0	0	0	0	0	0	0
@ GB	0	1	1	0.0	0.0	1	0	0	0	0	0
DET	2	1	3	1.0	0.0	2	0	0	0	0	1
SEA	2	0	2	1.0	0.0	0	0	0	0	0	0
CHI	0	0	0	0.0	0.0	1	0	0	0	0	0
@ ARI	0	1	1	0.0	0.0	0	0	0	0	0	1
CIN	0	1	1	0.0	0.0	0	0	0	0	0	0
@ CAR	0	1	1	0.0	0.0	0	0	0	0	0	0
@ CHI	6	3	9	1.0	0.0	1	0	0	0	0	0
NYG	INACTIVE										
<b>2009 TOTALS</b>	<b>18</b>	<b>11</b>	<b>29</b>	<b>4.0</b>	<b>3.0</b>	<b>7</b>	<b>0</b>	<b>0</b>	<b>0</b>	<b>2</b>	<b>3</b>
<b>CAREER</b>	<b>108</b>	<b>85</b>	<b>193</b>	<b>4.0</b>	<b>8.0</b>	<b>14</b>	<b>2</b>	<b>2</b>	<b>0</b>	<b>3</b>	<b>6</b>
DAL - 1/17/10	2	0	2	0.0	1.0	0	0	0	0	0	0
NO - 1/24/10	1	0	1	0.0	0.0	0	0	0	0	0	0

#21 Asher Allen CB											
OPPONENT	U	A	Ttl	TFL	Sk	QH	FF	FR	INT	PD	
@ CLE	INACTIVE										
@ DET	INACTIVE										
SF	INACTIVE										
GB	INACTIVE										
@ STL	INACTIVE										
BAL	INACTIVE										
@ PIT	2	0	2	0.0	1.0	0	1	0	0	0	0
@ GB	3	0	3	0.0	0.0	0	0	0	0	0	0
DET	4	1	5	1.0	0.0	0	0	0	0	0	0
SEA	1	0	1	0.0	0.0	0	0	0	0	1	1
CHI	1	0	1	0.0	0.0	0	0	0	0	0	1
@ ARI	4	1	5	0.0	0.0	0	0	0	0	0	0
CIN	1	0	1	0.0	0.0	0	0	0	0	0	0
@ CAR	0	0	0	0.0	0.0	0	0	0	0	0	0
@ CHI	0	0	0	0.0	0.0	0	0	0	0	0	0
NYG	4	1	5	0.0	0.0	0	0	0	0	0	0
<b>2009 TOTALS</b>	<b>20</b>	<b>3</b>	<b>23</b>	<b>1.0</b>	<b>1.0</b>	<b>0</b>	<b>1</b>	<b>0</b>	<b>1</b>	<b>2</b>	<b>2</b>
<b>CAREER</b>	<b>20</b>	<b>3</b>	<b>23</b>	<b>1.0</b>	<b>1.0</b>	<b>0</b>	<b>1</b>	<b>0</b>	<b>1</b>	<b>2</b>	<b>2</b>
DAL - 1/17/10	1	0	1	0.0	0.0	0	0	0	0	0	0
NO - 1/24/10	1	0	1	0.0	0.0	0	0	0	0	0	0

#33 Jamarca Sanford S											
OPPONENT	U	A	Ttl	TFL	Sk	QH	FF	FR	INT	PD	
@ CLE	INACTIVE										
@ DET	0	0	0	0.0	0.0	0	0	0	0	0	0
SF	0	0	0	0.0	0.0	0	0	0	0	0	0
GB	INACTIVE										
@ STL	2	0	2	0.0	0.0	0	0	0	0	0	0
BAL	0	0	0	0.0	0.0	0	0	0	0	0	0
@ PIT	0	0	0	0.0	0.0	0	0	0	0	0	0
@ GB	0	0	0	0.0	0.0	0	0	0	0	0	0
DET	0	0	0	0.0	0.0	0	0	0	0	0	0
SEA	0	0	0	0.0	0.0	0	0	0	0	0	0
CHI	0	0	0	0.0	0.0	0	0	0	0	0	0
@ ARI	4	1	0	0.0	0.0	0	0	0	0	0	0
CIN	3	1	4	0.0	0.0	0	0	0	0	0	0
@ CAR	0	0	0	0.0	0.0	0	0	0	0	0	0
@ CHI	0	0	0	0.0	0.0	0	0	0	0	0	0
NYG	3	1	4	0.0	0.0	0	0	0	0	0	0
<b>2009 TOTALS</b>	<b>12</b>	<b>3</b>	<b>15</b>	<b>0.0</b>	<b>0.0</b>	<b>0</b>	<b>0</b>	<b>0</b>	<b>0</b>	<b>0</b>	<b>0</b>
<b>CAREER</b>	<b>12</b>	<b>3</b>	<b>15</b>	<b>0.0</b>	<b>0.0</b>	<b>0</b>	<b>0</b>	<b>0</b>	<b>0</b>	<b>0</b>	<b>0</b>
DAL - 1/17/10	0	0	0	0.0	0.0	0	0	0	0		

#90 Fred Evans DT											
OPPONENT	U	A	Ttl	TFL	Sk	QH	FF	FR	INT	PD	
@ CLE	INACTIVE										
@ DET	1	0	1	0.0	0.0	0	0	0	0	0	0
SF	1	0	1	0.0	0.0	0	0	0	0	0	0
GB	0	1	1	0.0	0.0	1	0	0	0	0	0
@ STL	1	1	2	0.0	0.0	0	0	0	0	0	0
BAL	1	0	1	0.0	0.0	2	0	0	0	0	0
@ PIT	0	1	1	0.0	0.0	1	0	0	0	0	0
@ GB	0	0	0	0.0	0.0	0	0	0	0	0	0
DET	0	0	0	0.0	0.0	0	0	0	0	0	0
SEA	INACTIVE										
CHI	0	0	0	0.0	0.0	0	0	0	0	0	0
@ ARI	INACTIVE										
CIN	0	0	0	0.0	0.0	0	0	0	0	0	0
@ CAR	1	0	1	0.0	0.0	0	0	0	0	0	0
@ CHI	1	0	1	0.0	0.0	0	0	0	0	0	0
NYG	1	1	2	0.0	0.0	1	0	0	0	0	0
<b>2009 TOTALS</b>	<b>7</b>	<b>4</b>	<b>11</b>	<b>0.0</b>	<b>0.0</b>	<b>5</b>	<b>0</b>	<b>0</b>	<b>0</b>	<b>0</b>	<b>0</b>
<b>CAREER</b>	<b>21</b>	<b>14</b>	<b>35</b>	<b>1.0</b>	<b>1.0</b>	<b>23</b>	<b>0</b>	<b>1</b>	<b>0</b>	<b>0</b>	<b>0</b>
DAL - 1/17/10	6	0	6	2.0	0.0	5	0	0	0	0	0
NO - 1/24/10	0	0	0	0.0	0.0	0	0	0	0	0	0

#59 Heath Farwell LB											
OPPONENT	U	A	Ttl	TFL	Sk	QH	FF	FR	INT	PD	
@ CLE	2	1	3	0.0	0.0	0	0	0	0	0	1
@ DET	0	0	0	0.0	0.0	0	0	0	0	0	0
SF	0	0	0	0.0	0.0	0	0	0	0	0	0
GB	0	0	0	0.0	0.0	0	0	0	0	0	0
@ STL	1	1	2	0.0	0.0	0	0	0	0	0	0
BAL	0	0	0	0.0	0.0	0	0	0	0	0	0
@ PIT	0	0	0	0.0	0.0	0	0	0	0	0	0
@ GB	0	0	0	0.0	0.0	0	0	0	0	0	0
DET	0	0	0	0.0	0.0	0	0	0	0	0	0
SEA	0	0	0	0.0	0.0	0	0	0	0	0	0
CHI	1	0	1	0.0	0.0	0	0	0	0	0	0
@ ARI	0	0	0	0.0	0.0	0	0	0	0	0	0
CIN	0	0	0	0.0	0.0	0	0	0	0	0	0
@ CAR	0	1	1	0.0	0.0	0	0	0	0	0	0
@ CHI	1	0	1	0.0	0.0	0	0	0	0	0	0
NYG	0	0	0	0.0	0.0	0	0	0	0	0	0
<b>2009 TOTALS</b>	<b>5</b>	<b>3</b>	<b>8</b>	<b>0.0</b>	<b>0.0</b>	<b>0</b>	<b>0</b>	<b>0</b>	<b>0</b>	<b>0</b>	<b>1</b>
<b>CAREER</b>	<b>7</b>	<b>3</b>	<b>10</b>	<b>0.0</b>	<b>0.0</b>	<b>0</b>	<b>0</b>	<b>1</b>	<b>0</b>	<b>0</b>	<b>1</b>
DAL - 1/17/10	0	0	0	0.0	0.0	0	0	0	0	0	0
NO - 1/24/10	0	0	0	0.0	0.0	0	0	0	0	0	0

#39 Husain Abdullah S											
OPPONENT	U	A	Ttl	TFL	Sk	QH	FF	FR	INT	PD	
@ CLE	0	0	0	0.0	0.0	2	0	0	0	0	0
@ DET	INACTIVE										
SF	INACTIVE										
GB	0	0	0	0.0	0.0	0	0	0	0	0	0
@ STL	2	1	3	0.0	0.0	0	0	0	0	0	0
BAL	0	0	0	0.0	0.0	0	0	0	0	0	0
@ PIT	0	0	0	0.0	0.0	0	0	0	0	0	0
@ GB	0	0	0	0.0	0.0	0	0	0	0	0	0
DET	0	0	0	0.0	0.0	0	0	0	0	0	0
SEA	1	0	1	0.0	1.0	0	0	0	0	0	1
CHI	0	0	0	0.0	0.0	0	0	0	0	0	0
@ ARI	0	0	0	0.0	0.0	0	0	0	0	0	0
CIN	0	0	0	0.0	0.0	0	0	0	0	0	0
@ CAR	0	0	0	0.0	0.0	0	0	0	0	0	0
@ CHI	0	0	0	0.0	0.0	0	0	0	0	0	0
NYG	0	0	0	0.0	0.0	0	0	0	0	0	0
<b>2009 TOTALS</b>	<b>3</b>	<b>1</b>	<b>4</b>	<b>0.0</b>	<b>1.0</b>	<b>0</b>	<b>0</b>	<b>0</b>	<b>0</b>	<b>0</b>	<b>1</b>
<b>CAREER</b>	<b>3</b>	<b>1</b>	<b>4</b>	<b>0.0</b>	<b>1.0</b>	<b>0</b>	<b>0</b>	<b>0</b>	<b>0</b>	<b>0</b>	<b>1</b>
DAL - 1/17/10	0	0	0	0.0	0.0	0	0	0	0	0	0
NO - 1/24/10	0	0	0	0.0	0.0	0	0	0	0	0	0

#92 Jayme Mitchell DE											
OPPONENT	U	A	Ttl	TFL	Sk	QH	FF	FR	INT	PD	
@ CLE	0	0	0	0.0	0.0	2	0	0	0	0	0
@ DET	1	0	1	0.0	0.0	0	0	0	0	0	0
SF	INACTIVE										
GB	INACTIVE										
@ STL	INACTIVE										
BAL	INACTIVE										
@ PIT	INACTIVE										
@ GB	INACTIVE										
DET	INACTIVE										
SEA	INACTIVE										
CHI	INACTIVE										
@ ARI	INACTIVE										
CIN	INACTIVE										
@ CAR	2	0	2	0.0	0.0	1	0	0	0	0	0
@ CHI	INACTIVE										
NYG	INACTIVE										
<b>2009 TOTALS</b>	<b>3</b>	<b>0</b>	<b>3</b>	<b>0.0</b>	<b>0.0</b>	<b>5</b>	<b>0</b>	<b>0</b>	<b>0</b>	<b>0</b>	<b>0</b>
<b>CAREER</b>	<b>16</b>	<b>12</b>	<b>28</b>	<b>1.0</b>	<b>4.0</b>	<b>19</b>	<b>1</b>	<b>0</b>	<b>0</b>	<b>0</b>	<b>1</b>
DAL - 1/17/10	INACTIVE										
NO - 1/24/10	0	0	0	0.0	0.0	0	0	0	0	0	0

#98 Letroy Guion DT											
OPPONENT	U	A	Ttl	TFL	Sk	QH	FF	FR	INT	PD	
@ CLE	0	0	0	0.0	0.0	2	0	0	0	0	0
@ DET	2	1	3	0.0	0.0	1	0	0	0	0	0
SF	0	0	0	0.0	0.0	0	0	0	0	0	0
GB	INACTIVE										
@ STL	INACTIVE										
BAL	INACTIVE										
@ PIT	INACTIVE										
@ GB	INACTIVE										
DET	INACTIVE										
SEA	0	0	0	0.0	0.0	2	0	0	0	0	1
CHI	INACTIVE										
@ ARI	0	0	0	0.0	0.0	0	0	0	0	0	0
CIN	INACTIVE										
@ CAR	INACTIVE										
@ CHI	0	0	0	0.0	0.0	0	0	0	0	0	0
NYG	0	0	0	0.0	0.0	2	0	0	0	0	0
<b>2009 TOTALS</b>	<b>2</b>	<b>1</b>	<b>3</b>	<b>0.0</b>	<b>0.0</b>	<b>7</b>	<b>0</b>	<b>0</b>	<b>0</b>	<b>0</b>	<b>1</b>
<b>CAREER</b>	<b>2</b>	<b>1</b>	<b>3</b>	<b>0</b>	<b>0</b>	<b>7</b>	<b>0</b>	<b>0</b>	<b>0</b>	<b>0</b>	<b>1</b>
DAL - 1/17/10	INACTIVE										
NO - 1/24/10	INACTIVE										

#55 Kenny Onatolu LB											
OPPONENT	U	A	Ttl	TFL	Sk	QH	FF	FR	INT	PD	
@ CLE	0	0	0	0.0	0.0	0	0	0	0	0	0
@ DET	0	0	0	0.0	0.0	0	0	0	0	0	0
SF	0	0	0	0.0	0.0	0	0	0	0	0	0
GB	0	0	0	0.0	0.0	0	0	0	0	0	0
@ STL	0	0	0	0.0	0.0	0	0	0	0	0	0
BAL	0	0	0	0.0	0.0	0	0	0	0	0	0
@ PIT	0	0	0	0.0	0.0	0	0	0	0	0	0
@ GB	0	0	0	0.0	0.0	0	0	0	0	0	0
DET	0	0	0	0.0	0.0	0	0	0	0	0	0
SEA	1	0	1	0.0	0.0	0	0	0	0	0	0
CHI	0	0	0	0.0	0.0	0	0	0	0	0	0
@ ARI	0	0	0	0.0	0.0	0	0	0	0	0	0
CIN	0	0	0	0.0	0.0	0	0	0	0	0	0
@ CAR	0	0	0	0.0	0.0	0	0	0	0	0	0
@ CHI	0	0	0	0.0	0.0	0	0	0	0	0	0
NYG	0	0	0	0.0	0.0	0	0	0	0	0	0
<b>2009 TOTALS</b>	<b>1</b>	<b>0</b>	<b>1</b>	<b>0.0</b>	<b>0.0</b>	<b>0</b>	<b>0</b>	<b>0</b>	<b>0</b>	<b>0</b>	<b>0</b>
<b>CAREER</b>	<b>1</b>	<b>0</b>	<b>1</b>	<b>0.0</b>	<b>0.0</b>	<b>0</b>	<b>0</b>	<b>0</b>	<b>0</b>	<b>0</b>	<b>0</b>
DAL - 1/17/10	0	0	0	0.0	0.0	0	0	0	0	0	0
NO - 1/24/10	0	0	0	0.0	0.0	0	0	0	0	0	0

# SPECIAL TEAMS TACKLES

#55 Kenny Onatolu LB						
OPPONENT	U	A	Ttl	FF	FR	Bik
@ CLE - 9/13	3	0	3	0	0	0
@ DET - 9/20	1	0	1	0	0	0
SF - 9/27	2	0	2	0	0	0
GB - 10/5	1	0	1	0	0	0
@ StL - 10/11	1	0	1	0	0	0
BAL - 10/18	3	0	3	0	0	0
@ PIT - 10/25	0	1	1	0	0	0
@ GB - 11/1	2	1	3	0	0	0
DET - 11/15	2	0	2	0	0	0
SEA - 11/22	0	0	0	0	0	0
CHI - 11/29	1	0	1	0	0	0
@ ARI - 12/6	1	0	1	0	0	0
CIN - 12/13	0	0	0	0	0	0
@ CAR - 12/20	1	1	2	0	0	0
@ CHI - 12/28	1	1	2	0	0	0
NYG - 1/3/10	0	1	1	0	0	0
<b>2009 TOTALS</b>	<b>19</b>	<b>5</b>	<b>24</b>	<b>0</b>	<b>0</b>	<b>0</b>
DAL - 1/17/10	1	0	1	0	0	0
NO - 1/24/10	0	0	0	0	1	0

#59 Heath Farwell LB						
OPPONENT	U	A	Ttl	FF	FR	Bik
@ CLE - 9/13	2	0	2	0	0	0
@ DET - 9/20	2	0	2	0	0	0
SF - 9/27	2	1	3	0	0	0
GB - 10/5	0	0	0	0	0	0
@ StL - 10/11	2	0	2	0	0	0
BAL - 10/18	0	0	0	0	0	0
@ PIT - 10/25	1	0	1	0	0	0
@ GB - 11/1	1	0	1	0	0	0
DET - 11/15	0	1	1	0	0	0
SEA - 11/22	1	1	2	0	1	0
CHI - 11/29	1	0	1	0	1	0
@ ARI - 12/6	0	1	1	0	0	0
CIN - 12/13	0	1	1	0	0	0
@ CAR - 12/20	0	0	0	0	0	0
@ CHI - 12/28	3	0	3	0	0	0
NYG - 1/3/10	3	1	4	0	0	0
<b>2009 TOTALS</b>	<b>18</b>	<b>6</b>	<b>24</b>	<b>0</b>	<b>2</b>	<b>0</b>
DAL - 1/17/10	2	1	3	0	0	0
NO - 1/24/10	1	0	1	0	0	0

#33 Jamarca Sanford S						
OPPONENT	U	A	Ttl	FF	FR	Bik
@ CLE - 9/13	0	0	0	0	0	0
@ DET - 9/20	0	0	0	0	0	0
SF - 9/27	0	1	1	0	0	0
GB - 10/5	0	0	0	0	0	0
@ StL - 10/11	1	1	2	0	0	0
BAL - 10/18	3	0	3	0	0	0
@ PIT - 10/25	0	0	0	0	0	0
@ GB - 11/1	2	0	2	0	0	0
DET - 11/15	1	0	1	0	0	0
SEA - 11/22	1	0	1	1	0	0
CHI - 11/29	0	0	0	0	0	0
@ ARI - 12/6	1	0	1	0	0	0
CIN - 12/13	2	1	3	0	0	0
@ CAR - 12/20	0	0	0	0	0	0
@ CHI - 12/28	2	1	3	0	0	0
NYG - 1/3/10	2	0	2	0	0	0
<b>2009 TOTALS</b>	<b>15</b>	<b>4</b>	<b>19</b>	<b>1</b>	<b>0</b>	<b>0</b>
DAL - 1/17/10	0	1	1	0	0	0
NO - 1/24/10	0	0	0	0	0	0

#37 Eric Frampton S						
OPPONENT	U	A	Ttl	FF	FR	Bik
@ CLE - 9/13	0	1	1	0	0	0
@ DET - 9/20	1	0	1	0	0	0
SF - 9/27	1	0	1	0	0	0
GB - 10/5	0	0	0	0	0	0
@ StL - 10/11	1	0	1	0	0	0
BAL - 10/18	0	0	0	0	0	0
@ PIT - 10/25	1	2	3	0	0	0
@ GB - 11/1	0	1	0	0	0	0
DET - 11/15	0	1	1	0	0	0
SEA - 11/22	3	0	3	0	0	0
CHI - 11/29	1	1	2	1	0	0
@ ARI - 12/6	1	0	1	0	0	0
CIN - 12/13	1	0	1	0	0	0
@ CAR - 12/20	1	0	1	0	0	0
@ CHI - 12/28	1	0	1	0	0	0
NYG - 1/3/10	0	0	0	0	0	0
<b>2009 TOTALS</b>	<b>12</b>	<b>6</b>	<b>18</b>	<b>1</b>	<b>0</b>	<b>0</b>
DAL - 1/17/10	2	0	2	0	0	0
NO - 1/24/10	2	1	3	1	0	0

#39 Husain Abdullah S						
OPPONENT	U	A	Ttl	FF	FR	Bik
@ CLE - 9/13	1	0	1	0	0	0
@ DET - 9/20	INACTIVE					
SF - 9/27	INACTIVE					
GB - 10/5	0	1	1	0	0	0
@ StL - 10/11	0	0	0	0	0	0
BAL - 10/18	1	1	2	0	0	0
@ PIT - 10/25	1	1	2	0	0	0
@ GB - 11/1	1	1	2	0	0	0
DET - 11/15	1	0	1	0	0	0
SEA - 11/22	0	0	0	0	0	0
CHI - 11/29	2	0	2	0	0	0
@ ARI - 12/6	0	0	0	0	0	0
CIN - 12/13	0	0	0	0	0	0
@ CAR - 12/20	0	0	0	0	0	0
@ CHI - 12/28	1	1	2	0	0	0
NYG - 1/3/10	2	2	4	0	0	0
<b>2009 TOTALS</b>	<b>10</b>	<b>7</b>	<b>17</b>	<b>0</b>	<b>0</b>	<b>0</b>
DAL - 1/17/10	2	0	2	0	0	0
NO - 1/24/10	2	1	3	0	0	0

#41 Karl Paymah CB						
OPPONENT	U	A	Ttl	FF	FR	Bik
@ CLE - 9/13	1	0	1	0	0	0
@ DET - 9/20	0	0	0	0	0	0
SF - 9/27	0	0	0	0	0	0
GB - 10/5	1	1	2	0	0	0
@ StL - 10/11	1	1	2	0	0	0
BAL - 10/18	1	0	1	0	0	0
@ PIT - 10/25	0	1	1	0	0	0
@ GB - 11/1	1	0	1	0	0	0
DET - 11/15	0	0	0	0	0	0
SEA - 11/22	0	0	0	0	0	0
CHI - 11/29	2	0	2	0	0	0
@ ARI - 12/6	1	0	1	0	0	0
CIN - 12/13	INACTIVE					
@ CAR - 12/20	INACTIVE					
@ CHI - 12/28	INACTIVE					
NYG - 1/3/10	INACTIVE					
<b>2009 TOTALS</b>	<b>8</b>	<b>3</b>	<b>11</b>	<b>0</b>	<b>0</b>	<b>0</b>
DAL - 1/17/10	INACTIVE					
NO - 1/24/10	INACTIVE					

#54 Jasper Brinkley LB						
OPPONENT	U	A	Ttl	FF	FR	Bik
@ CLE - 9/13	0	0	0	0	0	0
@ DET - 9/20	1	0	1	0	0	0
SF - 9/27	1	0	1	0	0	0
GB - 10/5	1	0	1	0	0	0
@ StL - 10/11	0	1	1	0	0	0
BAL - 10/18	2	1	3	0	0	0
@ PIT - 10/25	0	1	0	0	0	0
@ GB - 11/1	0	0	0	0	0	0
DET - 11/15	1	1	2	0	0	0
SEA - 11/22	0	0	0	0	0	0
CHI - 11/29	1	0	1	0	0	0
@ ARI - 12/6	0	0	0	0	0	0
CIN - 12/13	0	0	0	0	0	0
@ CAR - 12/20	0	1	1	0	0	0
@ CHI - 12/28	0	0	0	0	0	0
NYG - 1/3/10	0	0	0	0	0	0
<b>2009 TOTALS</b>	<b>7</b>	<b>5</b>	<b>12</b>	<b>0</b>	<b>0</b>	<b>0</b>
DAL - 1/17/10	0	0	0	0	0	0
NO - 1/24/10	0	1	1	0	0	0

#20 Madiou Williams S						
OPPONENT	U	A	Ttl	FF	FR	Bik
@ CLE - 9/13	0	0	0	0	0	0
@ DET - 9/20	0	0	0	0	0	0
SF - 9/27	0	0	0	0	0	0
GB - 10/5	0	0	0	0	0	0
@ StL - 10/11	0	0	0	0	0	0
BAL - 10/18	2	0	2	0	0	0
@ PIT - 10/25	1	0	1	0	0	0
@ GB - 11/1	0	0	0	0	0	0
DET - 11/15	1	0	1	0	0	0
SEA - 11/22	0	0	0	0	0	0
CHI - 11/29	1	0	1	0	0	0
@ ARI - 12/6	1	0	1	0	0	0
CIN - 12/13	0	0	0	0	0	0
@ CAR - 12/20	0	0	0	0	0	0
@ CHI - 12/28	2	0	2	0	0	0
NYG - 1/3/10	0	0	0	0	0	0
<b>2009 TOTALS</b>	<b>8</b>	<b>0</b>	<b>8</b>	<b>0</b>	<b>0</b>	<b>0</b>
DAL - 1/17/10	0	1	1	0	0	0
NO - 1/24/10	1	0	1	0	0	0

#25 Tyrell Johnson S						
OPPONENT	U	A	Ttl	FF	FR	Bik
@ CLE - 9/13	1	0	1	0	0	0
@ DET - 9/20	0	0	0	0	0	0
SF - 9/27	0	0	0	0	0	0
GB - 10/5	0	0	0	0	0	0
@ StL - 10/11	0	0	0	0	0	0
BAL - 10/18	0	1	1	0	0	0
@ PIT - 10/25	0	0	0	0	0	0
@ GB - 11/1	1	0	1	0	0	0
DET - 11/15	1	0	1	0	0	0
SEA - 11/22	0	0	0	0	0	0
CHI - 11/29	0	0	0	0	0	0
@ ARI - 12/6	0	0	0	0	0	0
CIN - 12/13	INACTIVE					
@ CAR - 12/20	1	0	1	0	0	0
@ CHI - 12/28	0	0	0	0	0	0
NYG - 1/3/10	0	1	1	0	0	0
<b>2009 TOTALS</b>	<b>4</b>	<b>2</b>	<b>6</b>	<b>0</b>	<b>0</b>	<b>0</b>
DAL - 1/17/10	1	2	3	0	0	0
NO - 1/24/10	0	0	0	0	0	0

# SPECIAL TEAMS TACKLES

### #22 Benny Sapp CB

OPPONENT	U	A	Ttl	FF	FR	Blk
@ CLE - 9/13	0	0	0	0	0	0
@ DET - 9/20	0	0	0	0	0	0
SF - 9/27	0	0	0	0	0	0
GB - 10/5	1	0	1	0	0	0
@ StL - 10/11	1	0	1	0	0	0
BAL - 10/18	0	1	1	0	0	0
@ PIT - 10/25	0	0	0	0	0	0
@ GB - 11/1	0	0	0	0	0	0
DET - 11/15	0	0	0	0	0	0
SEA - 11/22	0	0	0	0	0	0
CHI - 11/29	0	0	0	0	0	0
@ ARI - 12/6	0	0	0	0	0	0
CIN - 12/13	1	0	1	0	0	0
@ CAR - 12/20	1	0	1	0	0	0
@ CHI - 12/28	0	0	0	0	0	0
NYG - 1/3/10	0	0	0	0	0	0
<b>2009 TOTALS</b>	<b>4</b>	<b>1</b>	<b>5</b>	<b>0</b>	<b>0</b>	<b>0</b>
DAL - 1/17/10	0	0	0	0	0	0
NO - 1/24/10	0	0	0	0	0	0

### #21 Asher Allen CB

OPPONENT	U	A	Ttl	FF	FR	Blk
@ CLE - 9/13	INACTIVE					
@ DET - 9/20	INACTIVE					
SF - 9/27	INACTIVE					
GB - 10/5	INACTIVE					
@ StL - 10/11	INACTIVE					
BAL - 10/18	INACTIVE					
@ PIT - 10/25	1	0	1	0	0	0
@ GB - 11/1	1	1	2	0	0	0
DET - 11/15	0	0	0	0	0	0
SEA - 11/22	0	0	0	0	0	0
CHI - 11/29	0	0	0	0	0	0
@ ARI - 12/6	0	0	0	0	0	0
CIN - 12/13	0	0	0	0	0	0
@ CAR - 12/20	0	0	0	0	0	0
@ CHI - 12/28	0	1	1	0	0	0
NYG - 1/3/10	1	0	1	0	0	0
<b>2009 TOTALS</b>	<b>3</b>	<b>2</b>	<b>5</b>	<b>0</b>	<b>0</b>	<b>0</b>
DAL - 1/17/10	0	0	0	0	0	0
NO - 1/24/10	1	0	1	0	0	0

### #50 Erin Henderson LB

OPPONENT	U	A	Ttl	FF	FR	Blk
@ CLE - 9/13	INACTIVE					
@ DET - 9/20	INACTIVE					
SF - 9/27	INACTIVE					
GB - 10/5	INACTIVE					
@ StL - 10/11	INACTIVE					
BAL - 10/18	INACTIVE					
@ PIT - 10/25	INACTIVE					
@ GB - 11/1	1	1	2	0	0	0
DET - 11/15	INACTIVE					
SEA - 11/22	INACTIVE					
CHI - 11/29	INACTIVE					
@ ARI - 12/6	INACTIVE					
CIN - 12/13	2	1	3	0	0	0
@ CAR - 12/20	SUSPENDED					
@ CHI - 12/28	SUSPENDED					
NYG - 1/3/10	SUSPENDED					
<b>2009 TOTALS</b>	<b>3</b>	<b>2</b>	<b>5</b>	<b>0</b>	<b>0</b>	<b>0</b>
DAL - 1/17/10	SUSPENDED					
NO - 1/24/10	ROSTER EXEMPTION					

### #46 Cullen Loeffler LS

OPPONENT	U	A	Ttl	FF	FR	Blk
@ CLE - 9/13	1	0	1	0	0	0
@ DET - 9/20	0	0	0	0	0	0
SF - 9/27	0	0	0	0	0	0
GB - 10/5	0	0	0	0	0	0
@ StL - 10/11	0	0	0	0	0	0
BAL - 10/18	0	0	0	0	0	0
@ PIT - 10/25	0	1	1	0	0	0
@ GB - 11/1	0	0	0	0	0	0
DET - 11/15	0	0	0	0	0	0
SEA - 11/22	0	0	0	0	0	0
CHI - 11/29	0	0	0	0	0	0
@ ARI - 12/6	0	1	1	0	0	0
CIN - 12/13	0	0	0	0	0	0
@ CAR - 12/20	1	0	1	0	0	0
@ CHI - 12/28	1	0	1	0	0	0
NYG - 1/3/10	0	0	0	0	0	0
<b>2009 TOTALS</b>	<b>3</b>	<b>2</b>	<b>5</b>	<b>0</b>	<b>0</b>	<b>0</b>
DAL - 1/17/10	0	0	0	0	0	0
NO - 1/24/10	0	0	0	0	0	0

### #23 Cedric Griffin CB

OPPONENT	U	A	Ttl	FF	FR	Blk
@ CLE - 9/13	2	0	2	1	0	0
@ DET - 9/20	0	0	0	0	0	0
SF - 9/27	0	0	0	0	0	0
GB - 10/5	1	0	1	0	0	0
@ StL - 10/11	0	0	0	0	0	0
BAL - 10/18	0	0	0	0	0	0
@ PIT - 10/25	0	0	0	0	0	0
@ GB - 11/1	0	0	0	0	0	0
DET - 11/15	0	0	0	0	0	0
SEA - 11/22	1	0	1	0	0	0
CHI - 11/29	0	0	0	0	0	0
@ ARI - 12/6	0	0	0	0	0	0
CIN - 12/13	0	0	0	0	0	0
@ CAR - 12/20	0	0	0	0	0	0
@ CHI - 12/28	0	0	0	0	0	0
NYG - 1/3/10	0	0	0	0	0	0
<b>2009 TOTALS</b>	<b>4</b>	<b>0</b>	<b>4</b>	<b>1</b>	<b>0</b>	<b>0</b>
DAL - 1/17/10	0	0	0	0	0	0
NO - 1/24/10	1	0	1	0	0	0

### #17 Greg Lewis WR

OPPONENT	U	A	Ttl	FF	FR	Blk
@ CLE - 9/13	INACTIVE					
@ DET - 9/20	INACTIVE					
SF - 9/27	0	0	0	0	0	0
GB - 10/5	0	0	0	0	0	0
@ StL - 10/11	INACTIVE					
BAL - 10/18	1	0	1	0	0	0
@ PIT - 10/25	0	0	0	0	0	0
@ GB - 11/1	0	0	0	0	0	0
DET - 11/15	0	0	0	0	0	0
SEA - 11/22	1	0	1	0	0	0
CHI - 11/29	0	0	0	0	0	0
@ ARI - 12/6	0	0	0	0	0	0
CIN - 12/13	0	0	0	0	0	0
@ CAR - 12/20	0	0	0	0	0	0
@ CHI - 12/28	0	0	0	0	0	0
NYG - 1/3/10	1	0	1	0	0	0
<b>2009 TOTALS</b>	<b>3</b>	<b>0</b>	<b>3</b>	<b>0</b>	<b>0</b>	<b>0</b>
DAL - 1/17/10	0	0	0	0	0	0
NO - 1/24/10	0	0	0	0	0	0

### #26 Antoine Winfield CB

OPPONENT	U	A	Ttl	FF	FR	Blk
@ CLE - 9/13	0	0	0	0	0	0
@ DET - 9/20	2	0	2	0	0	0
SF - 9/27	1	0	1	0	0	0
GB - 10/5	0	0	0	0	0	0
@ StL - 10/11	0	0	0	0	0	0
BAL - 10/18	0	0	0	0	0	0
@ PIT - 10/25	INACTIVE					
@ GB - 11/1	INACTIVE					
DET - 11/15	INACTIVE					
SEA - 11/22	INACTIVE					
CHI - 11/29	INACTIVE					
@ ARI - 12/6	INACTIVE					
CIN - 12/13	0	0	0	0	0	0
@ CAR - 12/20	0	0	0	0	0	0
@ CHI - 12/28	0	0	0	0	0	0
NYG - 1/3/10	0	0	0	0	0	0
<b>2009 TOTALS</b>	<b>3</b>	<b>0</b>	<b>3</b>	<b>0</b>	<b>0</b>	<b>0</b>
DAL - 1/17/10	0	0	0	0	0	0
NO - 1/24/10	0	0	0	0	0	0

### #34 Albert Young RB

OPPONENT	U	A	Ttl	FF	FR	Blk
@ CLE - 9/13	0	0	0	0	0	0
@ DET - 9/20	0	0	0	0	0	0
SF - 9/27	0	0	0	0	0	0
GB - 10/5	0	0	0	0	0	0
@ StL - 10/11	INACTIVE					
BAL - 10/18	INACTIVE					
@ PIT - 10/25	INACTIVE					
@ GB - 11/1	INACTIVE					
DET - 11/15	INACTIVE					
SEA - 11/22	INACTIVE					
CHI - 11/29	INACTIVE					
@ ARI - 12/6	INACTIVE					
CIN - 12/13	0	0	0	0	0	0
@ CAR - 12/20	INACTIVE					
@ CHI - 12/28	0	1	1	0	0	0
NYG - 1/3/10	0	2	2	0	0	0
<b>2009 TOTALS</b>	<b>0</b>	<b>3</b>	<b>3</b>	<b>0</b>	<b>0</b>	<b>0</b>
DAL - 1/17/10	1	0	1	0	0	0
NO - 1/24/10	0	0	0	0	0	0

### #51 Ben Leber LB

OPPONENT	U	A	Ttl	FF	FR	Blk
@ CLE - 9/13	0	1	1	0	0	0
@ DET - 9/20	0	0	0	0	0	0
SF - 9/27	0	0	0	0	0	0
GB - 10/5	0	0	0	0	0	0
@ StL - 10/11	0	0	0	0	0	0
BAL - 10/18	0	0	0	0	0	0
@ PIT - 10/25	0	0	0	0	0	0
@ GB - 11/1	0	0	0	0	0	0
DET - 11/15	0	0	0	0	0	0
SEA - 11/22	0	0	0	0	0	0
CHI - 11/29	0	0	0	0	0	0
@ ARI - 12/6	0	0	0	0	0	0
CIN - 12/13	0	0	0	0	0	0
@ CAR - 12/20	1	0	1	0	0	0
@ CHI - 12/28	0	0	0	0	0	0
NYG - 1/3/10	0	0	0	0	0	0
<b>2009 TOTALS</b>	<b>1</b>	<b>1</b>	<b>2</b>	<b>0</b>	<b>0</b>	<b>0</b>
DAL - 1/17/10	0	0	0	0	0	0
NO - 1/24/10	0	0	0	0	0	0

# SPECIAL TEAMS TACKLES

#52 Chad Greenway LB						
OPPONENT	U	A	Ttl	FF	FR	Blk
@ CLE - 9/13	0	0	0	0	0	0
@ DET - 9/20	0	0	0	0	0	0
SF - 9/27	0	0	0	0	0	0
GB - 10/5	0	0	0	0	0	0
@ StL - 10/11	0	0	0	0	0	0
BAL - 10/18	0	0	0	0	0	0
@ PIT - 10/25	0	0	0	0	0	0
@ GB - 11/1	0	0	0	0	0	0
DET - 11/15	0	0	0	0	0	0
SEA - 11/22	0	0	0	0	0	0
CHI - 11/29	0	0	0	0	0	0
@ ARI - 12/6	0	0	0	0	0	0
CIN - 12/13	1	0	1	0	0	0
@ CAR - 12/20	0	0	0	0	0	0
@ CHI - 12/28	0	0	0	0	0	0
NYG - 1/3/10	0	0	0	0	0	0
<b>2009 TOTALS</b>	<b>1</b>	<b>0</b>	<b>1</b>	<b>0</b>	<b>0</b>	<b>0</b>
DAL - 1/17/10	0	0	0	0	0	0
NO - 1/24/10	0	0	0	0	0	0

#96 Brian Robison DE						
OPPONENT	U	A	Ttl	FF	FR	Blk
@ CLE - 9/13	0	0	0	0	0	0
@ DET - 9/20	0	0	0	0	0	0
SF - 9/27	0	0	0	0	0	0
GB - 10/5	0	0	0	0	0	0
@ StL - 10/11	0	0	0	0	0	0
BAL - 10/18	0	0	0	0	0	0
@ PIT - 10/25	0	0	0	0	0	0
@ GB - 11/1	0	0	0	0	0	0
DET - 11/15	0	0	0	0	0	0
SEA - 11/22	0	0	0	0	0	0
CHI - 11/29	0	0	0	0	0	0
@ ARI - 12/6	0	0	0	0	0	0
CIN - 12/13	0	0	0	0	0	0
@ CAR - 12/20	0	1	1	0	0	0
@ CHI - 12/28	0	0	0	0	0	0
NYG - 1/3/10	0	0	0	0	0	0
<b>2009 TOTALS</b>	<b>0</b>	<b>1</b>	<b>1</b>	<b>0</b>	<b>0</b>	<b>0</b>
DAL - 1/17/10	0	0	0	0	0	0
NO - 1/24/10	0	0	0	0	0	0

#91 Ray Edwards DE						
OPPONENT	U	A	Ttl	FF	FR	Blk
@ CLE - 9/13	0	0	0	0	0	0
@ DET - 9/20	0	0	0	0	0	0
SF - 9/27	0	0	0	0	0	0
GB - 10/5	0	0	0	0	0	0
@ StL - 10/11	0	0	0	0	0	0
BAL - 10/18	0	0	0	0	0	0
@ PIT - 10/25	0	0	0	0	0	0
@ GB - 11/1	0	0	0	0	0	0
DET - 11/15	0	0	0	0	0	0
SEA - 11/22	0	0	0	0	0	0
CHI - 11/29	0	0	0	0	0	0
@ ARI - 12/6	0	0	0	0	0	0
CIN - 12/13	0	0	0	0	0	0
@ CAR - 12/20	0	0	0	0	0	1
@ CHI - 12/28	0	0	0	0	0	0
NYG - 1/3/10	0	0	0	0	0	0
<b>2009 TOTALS</b>	<b>0</b>	<b>0</b>	<b>0</b>	<b>0</b>	<b>0</b>	<b>1</b>
DAL - 1/17/10	0	0	0	0	0	0
NO - 1/24/10	0	0	0	0	0	0

# THE LAST TIME...*(playoff games in italics)*

BY THE VIKINGS	CATEGORY	BY AN OPPONENT
487 yards, vs. New York Giants, 1/3/10 <i>475 yards, at New Orleans, 1/24/10</i>	400 Yards Total Offense	448 yards, vs. Baltimore, 10/18/09 <i>518 yards, at N.Y. Giants, 1/14/01</i>
537 yards, vs. Chicago, 11/29/09 <i>Has never happened</i>	500 Yards Total Offense	504 yards, at Cincinnati, 9/18/05 <i>518 yards, at N.Y. Giants, 1/14/01</i>
Brett Favre, 316 yards, vs. New York Giants, 1/3/10 <i>Brett Favre, 310 yards, at New Orleans, 1/24/10</i>	300 Yards Passing In A Game By A Player	Joe Flacco, 385 yards, vs. Baltimore, 10/18/09 <i>Donovan McNabb, 300 yards, vs. Philadelphia, 1/4/08</i>
Daunte Culpepper, 404 yards, at Detroit, 12/19/04 <i>Jeff George, 424 yards, at St. Louis, 1/16/00</i>	400 Yards Passing In A Game By A Player	Matt Leinart, 405 yards, vs. Arizona, 11/26/06 <i>Has never happened</i>
Brett Favre, vs. New York Giants, 1/3/10 <i>Brett Favre, vs Dallas, 1/17/10</i>	4 TD Passes In A Game By A Player	Jay Cutler, at Chicago, 12/28/09 <i>Kerry Collins (5), at N.Y. Giants, 1/14/01</i>
Adrian Peterson, 133 yards, vs. Detroit, 11/15/09 <i>Adrian Peterson, 122 yards, at New Orleans, 1/24/10</i>	100 Yards Rushing In A Game By A Player	Jonathan Stewart, 109 yards, at Carolina 12/20/09 <i>Terry Kirby, 120 yards, at San Francisco, 1/3/98</i>
Adrian Peterson, 296 yards, vs. San Diego, 11/4/07 <i>Has never happened</i>	200 Yards Rushing In A Game By A Player	Walter Payton, 275 yards, at Chicago, 11/20/77 <i>Has never happened</i>
Adrian Peterson, at Cleveland, 9/13/09 <i>Adrian Peterson, at New Orleans, 1/24/10</i>	3 TDs Rushing In A Game By A Player	Steven Jackson, vs. St. Louis, 12/31/06 <i>Has never happened</i>
Sidney Rice, 112 yards, vs. New York Giants, 1/3/10 <i>Bernard Berrian, 102 yards, at New Orleans, 1/24/10</i>	100 Yards Receiving In A Game By A Player	Devin Aromashodu, 150 yards, at Chicago, 12/28/09 <i>Ike Hilliard, 155 yards, at N.Y. Giants, 1/14/01</i>
Sidney Rice, 201 yards, vs. Baltimore, 10/18/09 <i>Anthony Carter, 227 yards, at S.F., 1/9/88</i>	200 Yards Receiving In A Game By A Player	Steve Smith, 201 yards, at Carolina, 10/30/05 <i>Has never happened</i>
Marcus Robinson (15, 15, 2), vs. Cleveland, 11/27/05 <i>Sidney Rice, (47, 16, 45), vs. Dallas, 1/17/10</i>	3 TD Catches In A Game By A Player	Marvin Harrison (4, 15, 18), at Indianapolis, 12/24/00 <i>Has never happened</i>
Adrian Peterson, at Cleveland, 9/13/09 (3 rushing) <i>Adrian Peterson, at New Orleans, 1/24/10 (3 rushing)</i>	3 TD In A Game By A Player	Marshall Faulk, at St. Louis, 11/30/03 (3 rushing) <i>Mario Bates, vs. Arizona, 1/10/99 (3 rushing)</i>
Ahmad Rashad, vs. San Francisco, 9/2/79 (4 receiving) <i>Has never happened</i>	4 TD In A Game By A Player	Steven Jackson, vs. St. Louis, 12/31/06 (3 rushing, 1 rec.) <i>Has never happened</i>
Darren Sharper, at N.Y. Giants, 11/13/05 <i>Has never happened</i>	3 INTs In A Game By A Player	Deltha O'Neal, at Cincinnati, 9/18/05 <i>Has never happened</i>
Bernard Berrian, 82 yards, at Arizona, 12/14/08 <i>Anthony Carter, 84 yards, at New Orleans, 1/3/88</i>	Punt Returned For A TD	Joshua Cribbs, 67 yards, at Cleveland, 9/13/09 <i>Golden Richards, 63 yards, at Dallas, 12/30/73</i>
Percy Harvin, 88 yards, at Pittsburgh, 10/25/09 <i>Has never happened</i>	Kickoff Returned For A TD	J.J. Arrington, 99 yards, vs. Arizona, 11/26/06 <i>Tony Horne, 95 yards, at St. Louis, 1/16/00</i>
Kevin Williams, 18 yards, at San Francisco, 12/9/07 <i>Reggie Rutland, 27 yards, at San Francisco, 1/9/88</i>	INT Returned For A TD	Keyaron Fox, 82 yards, at Pittsburgh, 10/25/09 <i>Asante Samuel, 44 yards, vs. Philadelphia, 1/4/08</i>
Jared Allen, 52 yards, at St. Louis, 10/11/09 <i>Nate Wright, 20 yards, vs. St. Louis, 12/21/74</i>	Fumble Returned For A TD	LaMarr Woodley, 77 yards, at Pittsburgh, 10/22/09 <i>Kevin Miniefield, 48 yards, vs. Chicago, 1/1/95</i>
Jim Kleinsasser, vs. Chicago, 1/1/06 <i>Scott Studwell, at L.A. Rams, 12/31/78</i>	Punt Blocked	Craig Steltz, at Chicago, 10/19/08 <i>Spencer Tillman, at San Francisco, 1/6/90</i>
Issiac Holt, recovered in end zone, vs. San Francisco, 10/12/86 (Blocked by Gerald Robinson) <i>Terry Brown, recovered in end zone, vs. Pittsburgh 1/12/75 (Blocked by Matt Blair)</i>	Punt Blocked For TD	Garrett Wolfe, 17 yds, at Chicago, 10/19/08 (Blocked by Craig Steltz) <i>Doug Rogers recovered blocked kick in end zone, vs. Atlanta. 1/9/83 (Blocked by Paul Davis)</i>
Mike Merriweather, vs. L.A. Rams, 11/5/89 <i>Has never happened</i>	Punt Blocked For Safety	Kevin Miniefield, vs. Chicago, 10/28/96 <i>Has never happened</i>
Aaron Rodgers sacked in end zone by Jared Allen, 424 yards, vs. Green Bay, 10/5/09 <i>Ron Jaworski tackled in end zone by Doug Martin and Matt Blair, at Philadelphia, 1/3/81</i>	Safety Scored	Chris Kluwe out of bounds, at Jacksonville, 11/23/08 <i>Fran Tarkenton tackled in end zone, vs. Pittsburgh, 1/12/75</i>
Pat Williams, at Chicago, 10/19/08 <i>Matt Blair, at Philadelphia, 1/3/81</i>	Field Goal Blocked	Ray McDonald, vs. San Francisco, 9/27/09 <i>at Green Bay, 1/9/05</i>
Antoine Winfield, 59 yards, at New Orleans, 10/6/08 <i>Bobby Bryant, 90 yards, vs. L.A. Rams, 12/26/76</i>	Blocked FG Returned For A TD	Nate Clements, 59 yards, vs. San Francisco, 9/27/09 <i>Has never happened</i>
Ryan Longwell, vs. Chicago, 12/17/07 <i>Chuck Nelson, at San Francisco, 1/1/89</i>	PAT Missed (1 pt.)	Jason Hanson (kick aborted), at Detroit, 12/19/04 <i>Mike Cofer, at San Francisco, 1/6/90</i>
Ray Edwards, at Carolina, 12/20/09 <i>Carl Eller, at Dallas, 1/1/78</i>	PAT Blocked	Israel Idonije, at Chicago, 12/28/09 <i>Has never happened</i>
Minnesota 50, Jacksonville 10, 12/20/98 <i>Has never happened</i>	50 Points Scored In A Game	San Francisco 51, Minnesota 7, 12/8/84 <i>Has never happened</i>
Minnesota 44, New York Giants 7, vs. New York, 1/3/10 <i>Minnesota 41, Arizona 21, 1/10/99</i>	40 Points Scored In A Game	Chicago 48, Minnesota 21, at Chicago, 10/19/08 <i>N.Y. Giants 41, Minnesota 0, 1/14/01</i>
Minnesota 13, Detroit 0, 12/5/93 <i>Has never happened</i>	Shutout Scored	Green Bay 34, Minnesota 0, 11/11/07 <i>N.Y. Giants 41, Minnesota 0, 1/14/01</i>
Minnesota 16, Carolina 13, 9/17/06 <i>Has never happened</i>	Overtime Victory	Chicago 36, Minnesota 30, 12/28/09 <i>New Orleans 31, Minnesota 28, 1/24/10</i>
Tarvaris Jackson run, at Denver, 12/30/07 <i>Leroy Hoard run, at St. Louis, 1/16/00</i>	Two-Point Conversion	Dominic Rhodes run, vs. Indianapolis, 9/14/08 <i>Has never happened</i>



**SHOW YOUR  
HORNS**

## **MISCELLANEOUS STATS**

- First Downs and Fourth Down Efficiency
  - Red Zone Efficiency
- Takeaways And Turnovers
  - Scoring Drives
- Individual and Team Single-Game Bests
- Week-by-Week Leaders and Week-by-Week Starters
  - Vikings Record When
    - Long Plays
  - Gameday Inactives
- 2009 Game Summaries



**FIRST DOWNS EARNED-REGULAR SEASON****TOTAL FIRST DOWNS**

<b>PLAYER</b>	<b>RUSHING</b>	<b>RECEIVING</b>	<b>PASSING</b>	<b>TOTAL</b>
Brett Favre	1(1)	-	211(76)	212(77)
			<b>28(11)</b>	<b>28(11)</b>
Adrian Peterson	74(16)	16(2)	-	90(18)
	<b>8</b>	<b>2(1)</b>	-	<b>10(1)</b>
Sidney Rice	-	59(22)	-	59(22)
	-	<b>8(2)</b>	-	<b>8(2)</b>
Percy Harvin	8	42(22)	-	50(22)
	<b>4</b>	<b>1(1)</b>	-	<b>5(1)</b>
Visanthe Shiancoe	-	38(8)	-	38(8)
	-	<b>5(3)</b>	-	<b>5(3)</b>
Bernard Berrian	-	35(11)	-	35(11)
	-	<b>8(3)</b>	-	<b>8(3)</b>
Chester Taylor	11(4)	17(12)	-	28(16)
	<b>2(1)</b>	<b>2(1)</b>	-	<b>4(2)</b>
Tarvaris Jackson	-	-	9(7)	9(7)
Naufahu Tahī	1(1)	4(3)	-	5(4)
Jeff Dugan	1(1)	3(1)	-	4(2)
Greg Lewis	-	3(1)	-	3(1)
Jim Kleinsasser	-	3(1)	-	3(1)
	-	<b>2</b>	-	<b>2</b>
Albert Young	3(1)	-	-	3(1)
<b>TOTAL</b>	<b>99(24)</b>	<b>220(83)</b>	<b>220(83)</b>	<b>539(190)</b>
<b>PLAYOFF TOTAL</b>	<b>14(1)</b>	<b>28(11)</b>	<b>28(11)</b>	<b>70(23)</b>

\*(First Downs on Third or Fourth Downs)

\*One awarded to passer and receiver on passing plays

## FOURTH DOWN EFFICIENCY

Game	Att.	Quarter	Play/Result/Drive Result
at Cleveland (9/13)	0/0	-	-
at Detroit (9/20)	1/1	4	Jackson 14 pass to Taylor (4-2, DET 25), End of game
vs. San Francisco (9/27)	0/1	4	Favre pass inc to Harvin (4-5, SF 47), Downs – SF punt*
vs. Green Bay (10/5)	1/1	1	Peterson 2 run (4-inches, GB 10), Touchdown
at St. Louis (10/11)	0/0	-	-
vs. Baltimore (10/18)	0/0	-	-
at Pittsburgh (10/25)	1/1	3	Favre 34 pass to Rice (4-1, PIT 35), Field goal
at Green Bay (11/1)	1/3	1 2 4	Peterson 1 run (4-1, GB 1), Touchdown Peterson -1 run (4-1, GB 7), Downs - GB punt* Taylor 2 run (4-7, GB 24), Downs – End of game
vs. Detroit (11/15)	0/1	2	Dugan for no gain (4-1, DET 8), Downs – DET punt*
vs. Seattle (11/22)	0/0	-	-
vs. Chicago (11/29)	0/0	-	-
at Arizona (12/6)	1/1	4	Favre 8 pass to Rice (4-2, MIN 24), Touchdown
vs. Cincinnati (12/13)	0/0	-	-
at Carolina (12/20)	0/0	-	-
at Chicago (12/28)	1/1	4	Favre 6 pass to Rice (4-6, CHI 6), Touchdown
vs. NY Giants (1/3)	2/2	2 3	Tahi 2 run (4-1, NYG 31), Touchdown Favre 1 pass to Tahi (4-1, NYG 1), Touchdown
<b>vs. Dallas #(1/17)</b>	<b>1/2</b>	<b>4 4</b>	<b>Favre inc. to Rice (4-7, DAL 33), Downs-DAL Downs*</b> <b>Favre 11 pass to Shiancoe (4-3, DAL 11), Touchdown</b>
<b>at New Orleans^(1/24)</b>	<b>0/0</b>	<b>-</b>	<b>-</b>

### KEY

\* = Opponent's next possession results following turnover on downs

# = 2009 NFC Divisional Playoffs

^ = 2009 NFC Championship Game

# RED ZONE EFFICIENCY

## AT CLEVELAND (9/13/09)

	1 <sup>st</sup>	2 <sup>nd</sup>	3 <sup>rd</sup>	4 <sup>th</sup>	Poss.	TDs	FGs	PTs
OFFENSE	1	1	2	1	5	3	2	27
DEFENSE	0	1	0	1	2	1	1	10

## AT DETROIT (9/20/09)

	1 <sup>st</sup>	2 <sup>nd</sup>	3 <sup>rd</sup>	4 <sup>th</sup>	Poss.	TDs	FGs	PTs
OFFENSE	0	1	1	2	4	2	1	17
DEFENSE	1	1	0	0	2	1	1	10

## VS. SAN FRANCISCO (9/27/09)

	1 <sup>st</sup>	2 <sup>nd</sup>	3 <sup>rd</sup>	4 <sup>th</sup>	Poss.	TDs	FGs	PTs
OFFENSE	0	0	0	0	0	0	0	0
DEFENSE	0	1	1	1	3	2	1	17

## VS. GREEN BAY (10/5/09)

	1 <sup>st</sup>	2 <sup>nd</sup>	3 <sup>rd</sup>	4 <sup>th</sup>	Poss.	TDs	FGs	PTs
OFFENSE	1	2	0	0	3	3	0	21
DEFENSE	0	0	1	1	2	0	1	3

## AT ST. LOUIS (10/11/09)

	1 <sup>st</sup>	2 <sup>nd</sup>	3 <sup>rd</sup>	4 <sup>th</sup>	Poss.	TDs	FGs	PTs
OFFENSE	1	0	1	2	4	4	0	28
DEFENSE	0	3	0	1	4	0	1	3

## VS. BALTIMORE (10/18/09)

	1 <sup>st</sup>	2 <sup>nd</sup>	3 <sup>rd</sup>	4 <sup>th</sup>	Poss.	TDs	FGs	PTs
OFFENSE	2	0	1	3	6	3	3	30
DEFENSE	0	1	0	1	2	1	1	10

## AT PITTSBURGH (10/25/09)

	1 <sup>st</sup>	2 <sup>nd</sup>	3 <sup>rd</sup>	4 <sup>th</sup>	Poss.	TDs	FGs	PTs
OFFENSE	0	1	1	3	5	1	1	10
DEFENSE	1	0	1	1	3	0	2	6

## AT GREEN BAY (11/1/09)

	1 <sup>st</sup>	2 <sup>nd</sup>	3 <sup>rd</sup>	4 <sup>th</sup>	Poss.	TDs	FGs	PTs
OFFENSE	1	2	0	2	5	4	0	28
DEFENSE	1	0	3	1	5	3	2	26*

## VS. DALLAS (1/17/10) - NFC DIVISIONAL PLAYOFFS

	1 <sup>st</sup>	2 <sup>nd</sup>	3 <sup>rd</sup>	4 <sup>th</sup>	Poss.	TDs	FGs	PTs
OFFENSE	0	2	0	2	4	2	2	20
DEFENSE	0	1	0	0	1	0	1	3

## VS. DETROIT (11/15/09)

	1 <sup>st</sup>	2 <sup>nd</sup>	3 <sup>rd</sup>	4 <sup>th</sup>	Poss.	TDs	FGs	PTs
OFFENSE	2	1	1	2	6	2	2	20
DEFENSE	0	1	1	0	2	1	1	10

## VS. SEATTLE (11/22/09)

	1 <sup>st</sup>	2 <sup>nd</sup>	3 <sup>rd</sup>	4 <sup>th</sup>	Poss.	TDs	FGs	PTs
OFFENSE	0	2	1	0	3	3	0	21
DEFENSE	0	0	1	1	2	1	1	9*

## VS. CHICAGO (11/29/09)

	1 <sup>st</sup>	2 <sup>nd</sup>	3 <sup>rd</sup>	4 <sup>th</sup>	Poss.	TDs	FGs	PTs
OFFENSE	0	3	1	2	6	4	2	33*
DEFENSE	0	0	1	0	1	0	1	3

## AT ARIZONA (12/6/09)

	1 <sup>st</sup>	2 <sup>nd</sup>	3 <sup>rd</sup>	4 <sup>th</sup>	Poss.	TDs	FGs	PTs
OFFENSE	1	1	0	0	2	1	1	10
DEFENSE	1	0	2	1	4	1	3	16

## VS. CINCINNATI (12/13/09)

	1 <sup>st</sup>	2 <sup>nd</sup>	3 <sup>rd</sup>	4 <sup>th</sup>	Poss.	TDs	FGs	PTs
OFFENSE	0	3	1	1	5	3	2	27
DEFENSE	0	1	0	1	2	1	1	10

## AT CAROLINA (12/20/09)

	1 <sup>st</sup>	2 <sup>nd</sup>	3 <sup>rd</sup>	4 <sup>th</sup>	Poss.	TDs	FGs	PTs
OFFENSE	0	1	0	1	2	1	0	7
DEFENSE	0	1	0	2	3	3	0	20*

## AT CHICAGO (12/28/09)

	1 <sup>st</sup>	2 <sup>nd</sup>	3 <sup>rd</sup>	4 <sup>th</sup>	Poss.	TDs	FGs	PTs
OFFENSE	0	0	2	2	4	4	0	27*
DEFENSE	1	1	1	0	3	2	1	17

## VS. NY GIANTS (1/3/10)

	1 <sup>st</sup>	2 <sup>nd</sup>	3 <sup>rd</sup>	4 <sup>th</sup>	Poss.	TDs	FGs	PTs
OFFENSE	1	4	3	0	8	5	3	44
DEFENSE	0	0	0	1	1	1	0	7

## AT NEW ORLEANS (1/24/10)

	1 <sup>st</sup>	2 <sup>nd</sup>	3 <sup>rd</sup>	4 <sup>th</sup>	Poss.	TDs	FGs	PTs
OFFENSE	2	1	1	2	6	4	0	28
DEFENSE	0	1	1	1	3	3	0	21

### KEY

Poss. = Possessions

TDs = Touchdowns

FGs = Field Goals

PTs = Points

\* = failed 2-point conversion or PAT

# TAKEAWAYS AND TURNOVERS

## TAKEAWAYS

24 Takeaways (11 INT, 13 FR)  
18 resulted in 106 Vikings' points  
6 inside Vikings' 20

14 First Half Takeaways (6 INT, 8 FR)  
10 resulted in 58 Vikings' points  
2 inside Vikings' 20

3 1st Quarter Takeaways (3 FR)  
3 resulted in 21 Vikings' points

11 2nd Quarter Takeaways (6 INT, 5 FR)  
7 resulted in 37 Vikings' points  
2 inside Vikings' 20

10 Second Half Takeaways (5 INT, 5 FR)  
8 resulted in 48 Vikings' points  
4 inside Vikings' 20

5 3rd Quarter Takeaways (2 INT, 3 FR)  
5 resulted in 31 Vikings' points  
1 inside Vikings' 20

5 4th Quarter Takeaways (3 INT, 2 FR)  
3 resulted in 17 Vikings' points  
3 inside Vikings' 20

## TURNOVERS

18 Turnovers (7 INT, 11 FR)  
13 resulted in 58 opponents' points  
5 inside opponents' 20

9 First Half Turnovers (2 INT, 7 FR)  
6 resulted in 22 opponents' points  
2 inside opponents' 20

6 1st Quarter Turnovers (1 INT, 5 FR)  
3 resulted in 9 opponents' points  
1 inside opponents' 20

3 2nd Quarter Turnovers (1 INT, 2 FR)  
3 resulted in 13 opponents' points  
1 inside opponents' 20

8 Second Half Turnovers (5 INT, 3 FR)  
6 resulted in 30 opponents' points  
3 inside opponents' 20

5 3rd Quarter Turnovers (3 INT, 2 FR)  
4 resulted in 16 opponents' points

3 4th Quarter Turnovers (2 INT, 1 FR)  
2 resulted in 14 opponents' points  
3 inside opponents' 20

1 Overtime Turnover (1 FR)  
1 resulted in 6 opponents' points

## PLUS/MINUS TURNOVER RATIO

First Half	14 Takeaways
First Quarter	3 Takeaways
Second Quarter	11 Takeaways
Second Half	10 Takeaways
Third Quarter	5 Takeaways
Fourth Quarter	5 Takeaways
Overtime	0 Takeaways

9 Turnovers
6 Turnovers
3 Turnovers
8 Turnovers
5 Turnovers
3 Turnovers
1 Turnover

**Totals**                      **24 Takeaways**

**18 Turnovers**

**+6 Turnover Ratio**

# TAKEAWAYS AND TURNOVERS - POSTSEASON

## TAKEAWAYS

4 Takeaways (1 INT, 3 FR)  
2 resulted in 6 Vikings' points

3 First Half Takeaways (3 FR)  
1 resulted in 3 Vikings' points

1 1st Quarter Takeaway (1 FR)

2 2nd Quarter Takeaways (2 FR)  
1 resulted in 3 Vikings' points

1 Second Half Takeaway (1 INT)  
1 resulted in 3 Vikings' points

1 3rd Quarter Takeaway (1 INT)  
1 resulted in 3 Vikings' points

0 4th Quarter Takeaways

## TURNOVERS

5 Turnovers (2 INT, 3 FR)  
1 resulted in 7 opponents' points  
2 inside opponents' 20

1 First Half Turnover (1 FR)  
1 inside opponents' 20

0 1st Quarter Turnovers

1 2nd Quarter Turnover (1 FR)  
1 inside opponents' 20

4 Second Half Turnovers (2 INT, 2 FR)  
1 resulted in 7 opponents' points  
1 inside opponents' 20

1 3rd Quarter Turnover (1 INT)

3 4th Quarter Turnovers (1 INT, 2 FR)  
1 resulted in 7 opponents' points  
1 inside opponents' 20

## PLUS/MINUS TURNOVER RATIO

First Half	3 Takeaways	1 Turnovers
First Quarter	1 Takeaway	0 Turnovers
Second Quarter	2 Takeaway	1 Turnovers
Second Half	1 Takeaway	4 Turnovers
Third Quarter	1 Takeaway	1 Turnovers
Fourth Quarter	0 Takeaways	3 Turnovers
Overtime	0 Takeaways	0 Turnover
<b>Totals</b>	<b>4 Takeaways</b>	<b>5 Turnovers</b>

**-1 Turnover Ratio**

## TAKEAWAYS AND TURNOVERS BREAKDOWN

### TAKEAWAYS – Fumble Recoveries and Interceptions

DATE	OPPONENT	TAKEAWAY	QTR.	YD-LINE	RESULT
9/13/09	Cleveland	Interception by Griffin	3	MIN 18	Touchdown
9/13/09	Cleveland	Fumble recovery by K. Williams	4	CLE 34	Field Goal
9/20/09	Detroit	Interception by Greenway	2	MIN 31	Punt
9/20/09	Detroit	Fumble recovery by Greenway	3	DET 27	Touchdown
9/20/09	Detroit	Interception by Greenway	4	MIN 48	Touchdown
9/27/09	San Francisco	Interception by Griffin	2	MIN 27	Field Goal
10/5/09	Green Bay	Fumble recovery by Greenway	1	MIN 33	Touchdown
10/5/09	Green Bay	Interception by Winfield	2	MIN 23	Touchdown
10/11/09	St. Louis	Fumble recovery by J. Allen	1	MIN 48	Touchdown
10/11/09	St. Louis	Fumble recovery by J. Allen	2	MIN 1	Interception
10/11/09	St. Louis	Fumble recovery by E.J. Henderson	2	MIN 2	End of half
10/11/09	St. Louis	Interception by T. Johnson	4	MIN endzone	Touchdown
10/25/09	Pittsburgh	Fumble recovery by M. Williams	4	MIN 4	Fumble
11/15/09	Detroit	Fumble recovery by Edwards	3	DET 28	Touchdown
11/22/09	Seattle	Fumble recovery by Farwell	2	SEA 34	Touchdown
11/22/09	Seattle	Interception by A. Allen	4	MIN 15	Punt
11/29/09	Chicago	Fumble recovery by Farwell	2	CHI 31	Field Goal
11/29/09	Chicago	Interception by Griffin	2	MIN endzone	Punt
11/29/09	Chicago	Interception by J. Allen	2	MIN 39	Touchdown
12/6/09	Arizona	Fumble recovery by T. Johnson	1	ARZ 45	Touchdown
12/13/09	Cincinnati	Fumble recovery by Greenway	2	CIN 26	Field Goal
12/28/09	Chicago	Interception by Griffin	3	CHI 33	Field Goal
1/3/10	New York Giants	Interception by Greenway	2	NYG 40	Touchdown
1/3/10	New York Giants	Fumble recovery by J. Allen	3	NYG 8	Touchdown
<b>1/17/10</b>	<b>Dallas</b>	<b>Fumble recovery by K. Williams</b>	<b>1</b>	<b>MIN 35</b>	<b>Punt</b>
<b>1/17/10</b>	<b>Dallas</b>	<b>Fumble recovery by Leber</b>	<b>2</b>	<b>DAL 20</b>	<b>Field Goal</b>
<b>1/17/10</b>	<b>Dallas</b>	<b>Interception by Leber</b>	<b>3</b>	<b>DAL 25</b>	<b>Field Goal</b>
<b>1/24/10</b>	<b>New Orleans</b>	<b>Fumble recovery by Onatolu</b>	<b>2</b>	<b>N.O. 10</b>	<b>Fumble</b>

## TAKEAWAYS AND TURNOVERS BREAKDOWN

### TURNOVERS – Fumbles Lost and Had Intercepted

DATE	OPPONENT	TURNOVER	QTR.	YD-LINE	RESULT
9/20/09	Detroit	Peterson fumble	1	DET 48	Field Goal
9/27/09	San Francisco	Favre interception	3	SF 37	Field Goal
10/5/09	Green Bay	Peterson fumble	2	MIN 42	Touchdown
10/11/09	St. Louis	Favre interception	2	MIN 32	Field Goal
10/25/09	Pittsburgh	Favre fumble	4	PIT 8	Touchdown
10/25/09	Pittsburgh	Favre interception	4	PIT 18	Touchdown
11/1/09	Green Bay	Sullivan fumble	1	MIN 39	Field Goal
11/1/09	Green Bay	Robison fumble	3	MIN 42	Touchdown
11/15/09	Detroit	Peterson fumble	1	DET 17	Punt
11/15/09	Detroit	Peterson fumble	2	DET 18	Field Goal
11/29/09	Chicago	Peterson fumble	1	CHI 30	Punt
12/6/09	Arizona	Favre interception	3	ARZ 45	Field Goal
12/6/09	Arizona	Favre interception	3	MIN 43	Field Goal
12/13/09	Cincinnati	Favre interception	1	CIN 36	Punt
12/20/09	Carolina	Rice fumble	3	CAR 37	Punt
12/20/09	Carolina	Favre interception	4	CAR 16	End of game
12/28/09	Chicago	Favre fumble	1	CHI 42	Field Goal
12/28/09	Chicago	Peterson fumble	OT	MIN 39	Touchdown
<b>1/24/10</b>	<b>New Orleans</b>	<b>Favre fumble</b>	<b>2</b>	<b>N.O. 10</b>	<b>End of half</b>
<b>1/24/10</b>	<b>New Orleans</b>	<b>Favre interception</b>	<b>3</b>	<b>N.O. 34</b>	<b>Punt</b>
<b>1/24/10</b>	<b>New Orleans</b>	<b>Harvin fumble</b>	<b>4</b>	<b>MIN 22</b>	<b>Touchdown</b>
<b>1/24/10</b>	<b>New Orleans</b>	<b>Berrian fumble</b>	<b>4</b>	<b>N.O. 10</b>	<b>Punt</b>
<b>1/24/10</b>	<b>New Orleans</b>	<b>Favre interception</b>	<b>4</b>	<b>N.O. 38</b>	<b>End of regulation</b>

# TAKEAWAYS AND TURNOVERS BREAKDOWN

## FUMBLE BREAKDOWN

PLAYER	FUMBLES	LOST
Adrian Peterson	7	6
Brett Favre	2	2
John Sullivan	1	1
Brian Robison	1	1
Sidney Rice	1	1
Chester Taylor	2	0
Darius Reynaud	3	0
Chad Greenway	1	0
Percy Harvin	1	0
<b>TOTAL</b>	<b>19</b>	<b>11</b>

## FUMBLE BREAKDOWN – POSTSEASON

PLAYER	FUMBLES	LOST
Adrian Peterson	2	0
Brett Favre	1	1
Bernard Berrian	1	1
Percy Harvin	1	1
Darius Reynaud	1	0
<b>TOTAL</b>	<b>6</b>	<b>3</b>



## SCORING DRIVES

Opponent	Plays	Poss. Time	Quarter	Net Yards	How Acquired (yd. line)	Scoring Play
9/13 @ Cleveland	12	6:52	1	46	Punt – CLE 49	Longwell 21 FG
9/13 @ Cleveland	4	1:47	2	23	Punt – CLE 23	Peterson 1 run
9/13 @ Cleveland	9	4:53	3	55	Kickoff – MN 45	Peterson 1 run
9/13 @ Cleveland	13	7:32	3	82	INT – MN 18	Favre 6 pass to Harvin
9/13 @ Cleveland	6	3:06	4	14	FR – CLV 34	Longwell 37 FG
9/13 @ Cleveland	1	0:13	4	64	Punt – MN 36	Peterson 64 run
9/20 @ Detroit	10	4:36	2	76	Kickoff – MN 24	Favre 1 pass to Shiancoe
9/20 @ Detroit	10	4:15	3	39	Punt – DET 47	Favre 1 pass to Shiancoe
9/20 @ Detroit	1	0:09	3	27	FR – DET 27	Peterson 27 run
9/20 @ Detroit	9	5:45	4	55	Punt – MN 17	Longwell 46 FG
9/20 @ Detroit	3	1:23	4	16	INT – DET 16	Favre 3 pass to Harvin
9/27 vs. San Francisco	6	2:36	1	88	Punt – MN 12	Favre 30 pass to Rice
9/27 vs. San Francisco	7	1:51	2	12	Punt – SF 34	Longwell 40 FG
9/27 vs. San Francisco	7	2:53	2	39	Punt – MN 27	Longwell 52 FG
9/27 vs. San Francisco	10	1:27	4	80	Punt – MN 20	Favre 32 pass to Lewis
10/5 vs. Green Bay	12	6:02	1	52	FR – MN 33	Favre 1 pass to Shiancoe
10/5 vs. Green Bay	10	6:43	2	77	INT – MN 23	Favre 14 pass to Rice
10/5 vs. Green Bay	6	2:48	2	84	Punt – MN 16	Peterson 1 run
10/5 vs. Green Bay	8	4:20	3	80	Kickoff – MN 20	Favre 31 pass to Berrian
10/11 @ St. Louis	9	4:43	1	80	Kickoff – MN 20	Peterson 5 run
10/11 @ St. Louis	5	2:04	2	27	Kickoff – MN 44	Longwell 47 FG
10/11 @ St. Louis	7	3:44	3	90	Punt – MN 10	Favre 13 pass to Shiancoe
10/11 @ St. Louis	9	4:48	4	80	INT – MN 20	Peterson 7 run
10/11 @ St. Louis	9	4:50	4	80	Kickoff – MN 20	Taylor 1 run
10/18 vs. Baltimore	6	3:35	1	61	Kickoff – MN 39	Favre 19 pass to Shiancoe
10/18 vs. Baltimore	7	3:21	1	55	Punt – MN 45	Favre 4 pass to Berrian
10/18 vs. Baltimore	10	5:35	3	38	Punt – MN 40	Longwell 40 FG
10/18 vs. Baltimore	5	2:08	3	67	Kickoff – MN 29	Longwell 22 FG
10/18 vs. Baltimore	10	5:42	4	80	Punt – MN 20	Favre 1 pass to Shiancoe
10/18 vs. Baltimore	5	2:34	4	61	Kickoff – MN 27	Longwell 29 FG
10/18 vs. Baltimore	6	1:41	4	66	Kickoff – MN 20	Longwell 31 FG
10/25 @ Pittsburgh	13	5:22	2	76	Punt – MN 24	Peterson 2 run
10/25 @ Pittsburgh	13	6:21	3	64	Kickoff – MN 35	Longwell 18 FG
11/1 @ Green Bay	7	3:48	1	14	Kickoff – GB 14	Peterson 1 run
11/1 @ Green Bay	7	3:37	2	51	Punt – MN 49	Favre 12 pass to Shiancoe
11/1 @ Green Bay	8	2:11	2	37	Punt – MN 40	Longwell 41 FG
11/1 @ Green Bay	4	1:52	3	63	Kickoff – MN 37	Favre 51 pass to Harvin
11/1 @ Green Bay	7	3:22	4	38	Kickoff – GB 38	Favre 2 pass to Dugan
11/1 @ Green Bay	4	1:50	4	59	Missed FG – MN 41	Favre 16 pass to Berrian
11/15 vs. Detroit	10	5:42	1	66	Kickoff – MN 40	Longwell 22 FG
11/15 vs. Detroit	4	1:15	2	67	Punt – MN 33	Peterson 22 run
11/15 vs. Detroit	2	0:22	3	28	FR – DET 28	Peterson 1 run
11/15 vs. Detroit	4	2:03	4	61	Punt – MN 39	Favre 8 pass to Dugan
11/15 vs. Detroit	8	4:10	4	71	Punt – MN 12	Longwell 35 FG
11/22 vs. Seattle	10	5:01	2	84	Punt – MN 16	Favre 23 pass to Harvin
11/22 vs. Seattle	6	2:32	2	70	Punt – MN 30	Favre 8 pass to Shiancoe
11/22 vs. Seattle	6	3:34	2	34	FR – SEA 34	Favre 3 pass to Berrian
11/22 vs. Seattle	12	6:37	3	89	Punt – MN 11	Favre 7 pass to Rice
11/22 vs. Seattle	10	5:22	4	80	Kickoff – MN 20	Jackson 34 pass to Rice
11/29 vs. Chicago	13	6:52	2	96	Punt – MN 4	Favre 15 pass to Harvin
11/29 vs. Chicago	8	4:06	2	80	Kickoff – MN 20	Favre 10 pass to Taylor
11/29 vs. Chicago	4	0:57	2	-3	FR – CHI 31	Longwell 52 FG

11/29 vs. Chicago	7	0:40	2	70	INT – MN 30	Favre 6 pass to Shiancoe
11/29 vs. Chicago	12	4:59	3	48	Kickoff – MN 33	Longwell 37 FG
11/29 vs. Chicago	13	7:36	4	71	Punt – MN 27	Longwell 20 FG
11/29 vs. Chicago	8	5:09	4	68	Punt – MN 32	Peterson 5 run
12/6 @ Arizona	10	4:25	1	47	FR – ARZ 47	Favre 3 pass to Shiancoe
12/6 @ Arizona	10	5:47	2	62	Kickoff – MN 32	Longwell 25 FG
12/6 @ Arizona	9	2:58	4	84	Kickoff – MN 16	Favre 31 pass to Harvin
12/13 vs. Cincinnati	9	4:22	2	39	Punt – MN 38	Longwell 41 FG
12/13 vs. Cincinnati	7	2:46	2	43	Punt – CIN 43	Favre 9 pass to Rice
12/13 vs. Cincinnati	14	3:21	2	71	Kickoff – MN 24	Longwell 23 FG
12/13 vs. Cincinnati	1	0:04	2	0	FR – CIN 26	Longwell 44 FG
12/13 vs. Cincinnati	10	6:20	3	60	Kickoff – MN 40	Peterson 1 run
12/13 vs. Cincinnati	11	6:15	4	64	Punt – MN 33	Peterson 3 run
12/20 @ Carolina	6	3:01	2	41	Punt – CAR 41	Peterson 4 run
12/28 @ Chicago	4	1:47	3	80	Punt – MN 20	Peterson 1 run
12/28 @ Chicago	10	5:12	3	73	Kickoff – MN 27	Favre 6 pass to Shiancoe
12/28 @ Chicago	7	2:53	4	30	INT – MN 47	Longwell 41 FG
12/28 @ Chicago	8	4:06	4	79	Punt – MN 21	Peterson 1 run
12/28 @ Chicago	14	4:39	4	68	Kickoff – MN 32	Favre 6 pass to Rice
1/3 vs. NYG	5	2:03	1	60	Kickoff – MN 40	Favre 10 pass to Shiancoe
1/3 vs. NYG	9	4:52	2	49	Punt – MN 33	Longwell 36 FG
1/3 vs. NYG	6	3:51	2	91	Punt – MN 9	Peterson 1 run
1/3 vs. NYG	7	3:43	2	59	Punt – MN 41	Favre 4 pass to Rice
1/3 vs. NYG	8	2:17	2	40	INT – MN 40	Favre 12 pass to Rice
1/3 vs. NYG	9	5:19	3	67	Punt – MN 27	Longwell 24 FG
1/3 vs. NYG	4	1:38	3	8	FR – NYG 8	Favre 1 pass to Tahi
1/3 vs. NYG	8	4:29	3	32	Punt – NYG 41	Longwell 27 FG
<b>1/17 vs. DAL</b>	<b>4</b>	<b>1:44</b>	<b>1</b>	<b>61</b>	<b>Missed FG – MN 39</b>	<b>Favre 47 pass to Rice</b>
<b>1/17 vs. DAL</b>	<b>10</b>	<b>4:48</b>	<b>2</b>	<b>80</b>	<b>Kickoff – MN 20</b>	<b>Favre 16 pass to Rice</b>
<b>1/17 vs. DAL</b>	<b>6</b>	<b>2:43</b>	<b>2</b>	<b>14</b>	<b>FR – DAL 20</b>	<b>Longwell 23 FG</b>
<b>1/17 vs. DAL</b>	<b>4</b>	<b>1:44</b>	<b>4</b>	<b>5</b>	<b>INT – DAL 15</b>	<b>Longwell 28 FG</b>
<b>1/17 vs. DAL</b>	<b>7</b>	<b>4:27</b>	<b>4</b>	<b>86</b>	<b>Punt – MN 14</b>	<b>Favre 45 pass to Rice</b>
<b>1/17 vs. DAL</b>	<b>6</b>	<b>3:31</b>	<b>4</b>	<b>37</b>	<b>Downs – DAL 37</b>	<b>Favre 11 pass to Shiancoe</b>
<b>1/24 vs. N.O.</b>	<b>10</b>	<b>5:25</b>	<b>1</b>	<b>80</b>	<b>Kickoff – MN 20</b>	<b>Peterson 19 run</b>
<b>1/24 vs. N.O.</b>	<b>10</b>	<b>4:19</b>	<b>1</b>	<b>73</b>	<b>Kickoff – MN 27</b>	<b>Favre 5 pass to Rice</b>
<b>1/24 vs. N.O.</b>	<b>9</b>	<b>5:21</b>	<b>3</b>	<b>80</b>	<b>Kickoff – MN 20</b>	<b>Peterson 1 run</b>
<b>1/24 vs. N.O.</b>	<b>7</b>	<b>2:59</b>	<b>4</b>	<b>57</b>	<b>Punt – MN 43</b>	<b>Peterson 2 run</b>

# INDIVIDUAL SINGLE-GAME BESTS

## VIKINGS OFFENSE

### RUSHING

Yards Rushing .....	180.....	Adrian Peterson @ Cleveland (9/13)
Rushing Attempts .....	26.....	Adrian Peterson vs. Cincinnati (12/13)
TDs Rushing .....	3.....	Adrian Peterson @ Cleveland (9/13)
Longest Rush.....	64t.....	Adrian Peterson @ Cleveland (9/13)
Longest TD Rush.....	64t.....	Adrian Peterson @ Cleveland (9/13)

### PASSING

Yards Passing.....	392.....	Brett Favre vs. Chicago (11/29)
Passing Attempts.....	50.....	Brett Favre @ Pittsburgh (10/25)
Passes Completed.....	33.....	Brett Favre @ Pittsburgh (10/25)
TDs Passing .....	4.....	3 times, last time - Brett Favre vs. NYG (1/3)
Longest Pass .....	63.....	Brett Favre vs. Baltimore (10/18)
.....	63.....	Brett Favre @ Carolina (12/20)
Longest TD Pass .....	51t.....	Brett Favre @ Green Bay (11/1)

### RECEIVING

Yards Receiving.....	201.....	Sidney Rice vs. Detroit (11/15)
Receptions.....	10.....	Sidney Rice @ Pittsburgh (10/25)
Longest Reception.....	63.....	Sidney Rice vs. Baltimore (10/18)
.....	63.....	Adrian Peterson @ Carolina (12/20)
TDs Receiving .....	2.....	3 times, last time – Sidney Rice vs. NYG (1/3)
Longest TD Reception.....	51t.....	Percy Harvin @ Green Bay (11/1)

## VIKINGS DEFENSE

Interceptions .....	2.....	Chad Greenway @ Detroit (9/20)
Longest Interception Return .....	36.....	Chad Greenway @ Detroit (9/20)
Fumble recoveries .....	2.....	Jared Allen @ St. Louis (10/11)
Longest Fumble Return .....	52t.....	Jared Allen @ St. Louis (10/11)
QB Sacks.....	4.5.....	Jared Allen vs. Green Bay (10/5)
Solo Tackles .....	10.....	5 times, last time – E.J. Henderson @ Arizona (12/6)
Combined Tackles.....	13.....	Chad Greenway @ Chicago (12/28)

## VIKINGS SPECIAL TEAMS

Field Goals.....	4.....	Ryan Longwell vs. Baltimore (10/18)
Longest Field Goal .....	52.....	Ryan Longwell vs. San Francisco (9/27)
.....	52.....	Ryan Longwell vs. Chicago (11/29)
Longest Punt.....	60.....	Chris Kluwe vs. San Francisco (9/27)
Longest Punt Return.....	36.....	Darius Reynaud @ Cleveland (9/13)
Longest Kickoff Return .....	101t.....	Percy Harvin vs. San Francisco (9/27)
Field Goal Block.....	-.....	-
Blocked Kick Return .....	-.....	-

# INDIVIDUAL SINGLE-GAME BESTS - POSTSEASON

## VIKINGS OFFENSE

### RUSHING

Yards Rushing .....	122.....	Adrian Peterson @ New Orleans (1/24)
Rushing Attempts .....	26.....	Adrian Peterson vs. Dallas (1/17)
TDs Rushing .....	3.....	Adrian Peterson @ New Orleans (1/24)
Longest Rush.....	27.....	Adrian Peterson @ New Orleans (1/24)
Longest TD Rush.....	19t.....	Adrian Peterson @ New Orleans (1/24)

### PASSING

Yards Passing.....	310.....	Brett Favre @ New Orleans (1/24)
Passing Attempts.....	46.....	Brett Favre @ New Orleans (1/24)
Passes Completed.....	28.....	Brett Favre @ New Orleans (1/24)
TDs Passing .....	4.....	Brett Favre vs. Dallas (1/17)
Longest Pass .....	47t.....	Brett Favre vs. Dallas (1/17)
Longest TD Pass .....	47t.....	Brett Favre vs. Dallas (1/17)

### RECEIVING

Yards Receiving.....	141.....	Sidney Rice vs. Dallas (1/17)
Receptions.....	9.....	Bernard Berrian @ New Orleans (1/24)
Longest Reception.....	47t.....	Sidney Rice vs. Dallas (1/17)
TDs Receiving .....	3.....	Sidney Rice vs. Dallas (1/17)
Longest TD Reception.....	47t.....	Sidney Rice vs. Dallas (1/17)

## VIKINGS DEFENSE

Interceptions .....	1.....	Ben Leber vs. Dallas (1/17)
Longest Interception Return .....	10.....	Ben Leber vs. Dallas (1/17)
Fumble recoveries .....	1.....	Ben Leber vs. Dallas (1/17)
.....	1.....	Kevin Williams vs. Dallas (1/17)
.....	1.....	Kenny Onatolu @ New Orleans (1/24)
Longest Fumble Return .....	0.....	Three times, last Kenny Onatolu @ New Orleans (1/24)
QB Sacks.....	3.0.....	Ray Edwards vs. Dallas (1/17)
Solo Tackles .....	9.....	Ben Leber vs. Dallas (1/17)
Combined Tackles.....	10.....	Ben Leber vs. Dallas (1/17)

## VIKINGS SPECIAL TEAMS

Field Goals.....	2.....	Ryan Longwell vs. Dallas (1/17)
Longest Field Goal .....	28.....	Ryan Longwell vs. Dallas (1/17)
Longest Punt.....	61.....	Chris Kluwe vs. Dallas (1/17)
Longest Punt Return.....	9.....	Darius Reynaud @ New Orleans (1/24)
Longest Kickoff Return .....	17.....	Percy Harvin @ New Orleans (1/24)
Field Goal Block.....	-.....	-
Blocked Kick Return .....	-.....	-

## TEAM SINGLE GAME BESTS

### OFFENSE

Points .....	44	.....	vs. New York Giants (1/3)
First Downs.....	31	.....	vs. Chicago (11/29)
Total Offense .....	537	.....	vs. Chicago (11/29)
Net Yards Rushing .....	225	.....	@ Cleveland (9/13)
Net Yards Passing.....	378	.....	vs. Chicago (11/29)
Rushing Attempts .....	37	.....	3 times, last vs. Cincinnati (12/13)
Passing Attempts.....	50	.....	@ Pittsburgh (10/25)
Passes Completed .....	33	.....	@ Pittsburgh (10/25)

### DEFENSE

Interceptions .....	2	.....	@ Detroit (9/20)
.....	2	.....	vs. Chicago (11/29)
Longest Interception Return .....	36	.....	@ Detroit (9/20)
Longest Fumble Return .....	52t	.....	@ St. Louis (10/11)
QB Sacks .....	8.0	.....	vs. Green Bay (10/5)
Solo Tackles.....	58	.....	vs. Detroit (11/15)
Combined Tackles.....	86	.....	@ Carolina (12/20)

## TEAM SINGLE GAME BESTS - POSTSEASON

### OFFENSE

Points .....	34	.....	vs. Dallas (1/17)
First Downs.....	31	.....	@ New Orleans (1/24)
Total Offense .....	475	.....	@ New Orleans (1/24)
Net Yards Rushing .....	165	.....	@ New Orleans (1/24)
Net Yards Passing.....	310	.....	@ New Orleans (1/24)
Rushing Attempts .....	36	.....	@ New Orleans (1/24)
Passing Attempts.....	46	.....	@ New Orleans (1/24)
Passes Completed .....	28	.....	@ New Orleans (1/24)

### DEFENSE

Interceptions.....	1	.....	vs. Dallas (1/17)
Longest Interception Return .....	10	.....	vs. Dallas (1/17)
Longest Fumble Return .....	0	.....	vs. Dallas (1/17)
.....	0	.....	@ New Orleans (1/24)
QB Sacks .....	6.0	.....	vs. Dallas (1/17)
Solo Tackles.....	64	.....	vs. Dallas (1/17)
Combined Tackles.....	78	.....	vs. Dallas (1/17)

# WEEK BY WEEK LEADERS

OPPONENT	RUSHES	RUSH YDS	RECEPT.	REC. YDS	SACKS	TACKLES
9/13 @ Cleveland	Peterson, 25	Peterson, 180	Taylor, 3	Harvin, 36	K. Williams, 1.0 Henderson, 1.0 Kennedy, 1.0	Henderson, 9
9/20 @ Detroit	Peterson, 15	Peterson, 92	Berrian, 6	Berrian, 46	Edwards, 1.0 J. Allen, 1.0	Edwards, 8 Henderson, 8
9/27 vs. San Francisco	Peterson, 19	Peterson, 85	Taylor, 7	Taylor, 70	J. Allen, 1.0	Henderson, 11
10/5 vs. Green Bay	Peterson, 25	Peterson, 55	Berrian, 6	Berrian, 75	J. Allen, 4.5	Winfield, 11 Henderson, 11
10/11 @ St. Louis	Peterson, 15	Peterson, 63	Harvin, 4 Shiancoe, 4	Harvin, 66	K. Williams, 1.0	Greenway, 8
10/18 vs. Baltimore	Peterson, 22	Peterson, 143	Rice, 6	Rice, 176	K. Williams, 2.0 A. Allen, 1.0 Leber, 1.0	Henderson, 12
10/25 @ Pittsburgh	Peterson, 18	Peterson, 69	Rice, 10	Rice, 136	Kennedy, 1.0 K. Williams, 1.0	Greenway, 8 Henderson, 8
11/1 @ Green Bay	Peterson, 25	Peterson, 97	Harvin, 5	Harvin, 84	J. Allen, 3.0	Greenway, 12
11/15 vs. Detroit	Peterson, 18	Peterson, 133	Rice, 7	Rice, 201	Edwards, 2.0	Griffin, 9 Henderson, 9
11/22 vs. Seattle	Peterson, 24	Peterson, 82	Shiancoe, 8 Harvin, 6 Rice, 6	Rice, 89	Abdullah, 1.0 Henderson, 1.0	Edwards, 11
11/29 vs. Chicago	Peterson, 25	Peterson, 85	Berrian, 6 Taylor, 6	Harvin, 101	J. Allen, 2.0	M. Williams, 7 Greenway, 7
12/6 @ Arizona	Peterson, 13	Harvin, 22	Rice, 7	Harvin, 79	None	Henderson, 11
12/13 vs. Cincinnati	Peterson, 26	Peterson, 97	Berrian, 4 Rice, 4	Berrian, 43	Robison, 1.0	Winfield, 10
12/20 @ Carolina	Peterson, 12	Peterson, 35	Rice, 4	Peterson, 73	J. Allen, 1.0 Winfield, 1.0	Greenway, 12
12/28 @ Chicago	Peterson, 24	Peterson, 94	Rice, 6	Berrian, 58	Edwards, 1.0 Robison, 1.0	Greenway, 13
1/3 vs. NYG	Young, 10	Peterson, 54	Shiancoe, 7 Harvin, 7	Rice, 112	J. Allen, 1.0 Edwards, 1.0 Robison, 1.0	Leber, 6
1/17 vs. Dallas	<b>Peterson, 26</b>	<b>Peterson, 63</b>	<b>Rice, 6</b>	<b>Rice, 141</b>	<b>Edwards, 3.0</b>	<b>Leber, 10</b>
1/24 @ New Orleans	<b>Peterson, 25</b>	<b>Peterson, 122</b>	<b>Berrian, 9</b>	<b>Berrian, 102</b>	<b>Edwards, 1.0</b>	<b>Greenway, 9</b>

# WEEK BY WEEK STARTERS

## VIKINGS OFFENSE

Date/Vs.	WR/2 <sup>nd</sup> TE	LT	LG	C	RG	RT	TE	WR/3 <sup>rd</sup> TE	QB	RB	FB/ 2 <sup>nd</sup> TE/3 <sup>rd</sup> WR/ 2 <sup>nd</sup> RB
9/13 @ Cleveland	Berrian	McKinnie	Hutchinson	Sullivan	Herrera	Loadholt	Shiancoe	Rice	Favre	Peterson	Kleinsasser (TE)
9/20 @ Detroit	Berrian	McKinnie	Hutchinson	Sullivan	Herrera	Loadholt	Shiancoe	Rice	Favre	Peterson	Kleinsasser (TE)
9/27 vs. San Francisco	Berrian	McKinnie	Hutchinson	Sullivan	Herrera	Loadholt	Shiancoe	Rice	Favre	Peterson	Tahi (FB)
10/5 vs. Green Bay	Berrian	McKinnie	Hutchinson	Sullivan	Herrera	Loadholt	Kleinsasser	Rice	Favre	Peterson	Dugan (TE)
10/11 @ St. Louis	Berrian	McKinnie	Hutchinson	Sullivan	Herrera	Hicks	Shiancoe	Rice	Favre	Peterson	Harvin (WR)
10/18 vs. Baltimore	Dugan (TE)	McKinnie	Hutchinson	Sullivan	Herrera	Loadholt	Shiancoe	Rice	Favre	Peterson	Kleinsasser (TE)
10/25 @ Pittsburgh	Berrian	McKinnie	Hutchinson	Sullivan	Herrera	Loadholt	Shiancoe	Rice	Favre	Lewis (WR)	Harvin (WR)
11/1 @ Green Bay	Berrian	McKinnie	Hutchinson	Sullivan	Herrera	Loadholt	Shiancoe	Rice	Favre	Peterson	Kleinsasser (TE)
11/15 vs. Detroit	Berrian	McKinnie	Hutchinson	Sullivan	Herrera	Loadholt	Shiancoe	Harvin	Favre	Peterson	Dugan (TE)
11/22 vs. Seattle	Berrian	McKinnie	Hutchinson	Sullivan	Herrera	Loadholt	Shiancoe	Rice	Favre	Peterson	Harvin (WR)
11/29 vs. Chicago	Berrian	McKinnie	Hutchinson	Sullivan	Hicks	Loadholt	Shiancoe	Rice	Favre	Peterson	Kleinsasser (TE)
12/6 @ Arizona	Berrian	McKinnie	Hutchinson	Sullivan	Hicks	Loadholt	Harvin (WR)	Rice	Favre	Peterson	Tahi (FB)
12/13 vs. Cincinnati	Berrian	McKinnie	Hutchinson	Sullivan	Herrera	Loadholt	Shiancoe	Rice	Favre	Peterson	Kleinsasser (TE)
12/20 @ Carolina	Berrian	McKinnie	Hutchinson	Sullivan	Herrera	Loadholt	Shiancoe	Rice	Favre	Peterson	Harvin (WR)
12/28 @ Chicago	Berrian	McKinnie	Hutchinson	Sullivan	Herrera	Loadholt	Shiancoe	Rice	Favre	Peterson	Kleinsasser (TE)
1/3 vs. New York Giants	Berrian	McKinnie	Hutchinson	Sullivan	Herrera	Loadholt	Shiancoe	Rice	Favre	Peterson	Harvin (WR)
<b>1/17 vs. Dallas – Divisional Round</b>	<b>Berrian</b>	<b>McKinnie</b>	<b>Hutchinson</b>	<b>Sullivan</b>	<b>Herrera</b>	<b>Loadholt</b>	<b>Shiancoe</b>	<b>Rice</b>	<b>Favre</b>	<b>Peterson</b>	<b>Kleinsasser (TE)</b>
<b>1/24 @ New Orleans – NFC Champ.</b>	<b>Berrian</b>	<b>McKinnie</b>	<b>Hutchinson</b>	<b>Sullivan</b>	<b>Herrera</b>	<b>Loadholt</b>	<b>Shiancoe</b>	<b>Rice</b>	<b>Favre</b>	<b>Peterson</b>	<b>Harvin (WR)</b>



# WEEK BY WEEK STARTERS

## VIKINGS DEFENSE

Date/Vs.	LE	LDT	RDT	RE	SLB	MLB	WLB/3 <sup>rd</sup> CB	LCB	RCB	FS	SS
9/13 @ Cleveland	Edwards	P. Williams	K. Williams	J. Allen	Greenway	Henderson	Leber	Winfield	Griffin	M. Williams	T. Johnson
9/20 @ Detroit	Edwards	P. Williams	K. Williams	J. Allen	Greenway	Henderson	Leber	Winfield	Griffin	M. Williams	T. Johnson
9/27 vs. San Francisco	Edwards	P. Williams	K. Williams	J. Allen	Greenway	Henderson	Leber	Winfield	Griffin	M. Williams	T. Johnson
10/5 vs. Green Bay	Edwards	P. Williams	K. Williams	J. Allen	Greenway	Henderson	Leber	Winfield	Griffin	M. Williams	T. Johnson
10/11 @ St. Louis	Edwards	P. Williams	K. Williams	J. Allen	Greenway	Henderson	Leber	Winfield	Griffin	M. Williams	T. Johnson
10/18 vs. Baltimore	Edwards	P. Williams	K. Williams	J. Allen	Greenway	Henderson	Leber	Winfield	Griffin	M. Williams	T. Johnson
10/25 @ Pittsburgh	Edwards	P. Williams	K. Williams	J. Allen	Greenway	Henderson	Sapp (CB)	Paymah	Griffin	M. Williams	T. Johnson
11/1 @ Green Bay	Edwards	P. Williams	K. Williams	J. Allen	Greenway	Henderson	Sapp (CB)	Paymah	Griffin	M. Williams	T. Johnson
11/15 vs. Detroit	Edwards	P. Williams	K. Williams	J. Allen	Greenway	Henderson	Leber	Sapp	Griffin	M. Williams	T. Johnson
11/22 vs. Seattle	Edwards	P. Williams	K. Williams	J. Allen	Greenway	Henderson	Leber	Sapp	Griffin	M. Williams	T. Johnson
11/29 vs. Chicago	Edwards	P. Williams	K. Williams	J. Allen	Greenway	Henderson	Leber	Sapp	Griffin	M. Williams	T. Johnson
12/6 @ Arizona	Edwards	P. Williams	K. Williams	J. Allen	Greenway	Henderson	A. Allen (CB)	Sapp	Griffin	M. Williams	T. Johnson
12/13 vs. Cincinnati	Edwards	P. Williams	K. Williams	J. Allen	Greenway	Brinkley	Leber	Winfield	Griffin	M. Williams	J. Sanford
12/20 @ Carolina	Edwards	P. Williams	K. Williams	J. Allen	Greenway	Brinkley	Leber	Winfield	Griffin	M. Williams	T. Johnson
12/28 @ Chicago	Edwards	J. Kennedy	K. Williams	J. Allen	Greenway	Brinkley	Leber	Winfield	Griffin	M. Williams	T. Johnson
1/3 vs. New York Giants	Edwards	P. Williams	K. Williams	J. Allen	Greenway	Brinkley	Leber	Sapp	Griffin	M. Williams	T. Johnson
<b>1/17 vs. Dallas – Divisional Round</b>	<b>Edwards</b>	<b>P. Williams</b>	<b>K. Williams</b>	<b>J. Allen</b>	<b>Greenway</b>	<b>Brinkley</b>	<b>Sapp (CB)</b>	<b>Winfield</b>	<b>Griffin</b>	<b>M. Williams</b>	<b>T. Johnson</b>
<b>1/24 @ New Orleans – NFC Champ.</b>	<b>Edwards</b>	<b>P. Williams</b>	<b>K. Williams</b>	<b>J. Allen</b>	<b>Greenway</b>	<b>Brinkley</b>	<b>Sapp (CB)</b>	<b>Winfield</b>	<b>Griffin</b>	<b>M. Williams</b>	<b>T. Johnson</b>

## LONG PLAYS

### RUSHES OF 15+ YARDS

64t..... Adrian Peterson @ Cleveland (9/13)  
58..... Adrian Peterson vs. Baltimore (10/18)  
43..... Adrian Peterson vs. Detroit (11/15)  
35..... Adrian Peterson vs. San Francisco (9/27)  
35..... Percy Harvin vs. Chicago (11/29)  
33..... Adrian Peterson @ Green Bay (11/1)  
27t..... Adrian Peterson @ Detroit (9/20)  
27..... Adrian Peterson vs. Detroit (11/15)  
**27..... Adrian Peterson @ New Orleans (1/24)**  
26..... Adrian Peterson vs. Baltimore (10/18)  
25..... Chester Taylor vs. Seattle (11/22)  
23..... Adrian Peterson vs. New York Giants (1/3)  
22..... Adrian Peterson @ Detroit (9/20)  
22t..... Adrian Peterson vs. Detroit (11/15)  
22..... Percy Harvin vs. New York Giants (1/3)  
21..... Adrian Peterson @ Green Bay (11/1)  
19..... Adrian Peterson @ Cleveland (9/13)  
19..... Adrian Peterson @ Pittsburgh (10/25)  
19..... Adrian Peterson @ Cleveland (9/13)  
**19t..... Adrian Peterson @ New Orleans (1/24)**  
**18..... Adrian Peterson @ New Orleans (1/24)**  
17..... Chester Taylor vs. Cincinnati (12/13)  
16..... Adrian Peterson vs. Seattle (11/22)  
15..... Adrian Peterson @ St. Louis (10/11)  
15..... Adrian Peterson @ Pittsburgh (10/25)  
15..... Adrian Peterson vs. Chicago (11/29)  
15..... Chester Taylor vs. Chicago (11/29)  
15..... Adrian Peterson vs. Cincinnati (12/13)  
15..... Adrian Peterson vs. New York Giants (1/3)

### CATCHES OF 20+ YARDS

63..... Sidney Rice vs. Baltimore (10/18)  
63..... Adrian Peterson @ Carolina (12/20)  
58..... Sidney Rice vs. Baltimore (10/18)  
56..... Sidney Rice vs. Detroit (11/15)  
51t..... Percy Harvin @ Green Bay (11/1)  
50..... Sidney Rice vs. New York Giants (1/3)  
**47t..... Sidney Rice vs. Dallas (1/17)**  
47..... Sidney Rice @ St. Louis (10/11)  
**45t..... Sidney Rice vs. Dallas (1/17)**  
44..... Adrian Peterson @ Green Bay (11/1)  
43..... Percy Harvin vs. Green Bay (10/5)  
43..... Sidney Rice vs. Detroit (11/15)  
43..... Sidney Rice vs. Detroit (11/15)  
40..... Percy Harvin vs. Detroit (11/15)  
40..... Bernard Berrian vs. New York Giants (1/3)  
38..... Bernard Berrian @ Chicago (12/28)  
36..... Bernard Berrian vs. San Francisco (9/27)  
34t..... Sidney Rice vs. Seattle (11/22)  
34..... Sidney Rice @ Pittsburgh (10/25)  
33..... Chester Taylor @ St. Louis (10/11)

33..... Sidney Rice vs. Chicago (11/29)  
 32t..... Greg Lewis vs. San Francisco (9/27)  
 32..... Naufahu Tahii @ St. Louis (10/11)  
 31t..... Bernard Berrian vs. Green Bay (10/5)  
 31t..... Percy Harvin @ Arizona (12/6)  
 31..... Percy Harvin vs. Chicago (11/29)  
 30t..... Sidney Rice vs. San Francisco (9/27)  
 30..... Chester Taylor vs. San Francisco (9/27)  
**30..... Bernard Berrian @ New Orleans (1/24)**  
 29..... Adrian Peterson @ Pittsburgh (10/25)  
 29..... Sidney Rice vs. New York Giants (1/3)  
 28..... Percy Harvin @ Pittsburgh (10/25)  
 28..... Adrian Peterson vs. Cincinnati (12/13)  
 27..... Bernard Berrian vs. Chicago (11/29)  
 27..... Greg Lewis @ Chicago (12/28)  
 27..... Visanthe Shiancoe vs. New York Giants (1/3)  
 26..... Chester Taylor vs. Cincinnati (12/13)  
**26..... Visanthe Shiancoe @ New Orleans (1/24)**  
 25..... Jeff Dugan vs. Green Bay (10/5)  
 25..... Sidney Rice @ Pittsburgh (10/25)  
 25..... Percy Harvin vs. Seattle (11/22)  
 25..... Sidney Rice @ Carolina (12/20)  
 24..... Percy Harvin @ St. Louis (10/11)  
 24..... Sidney Rice vs. Green Bay (10/5)  
 24..... Sidney Rice vs. Seattle (11/22)  
 23t..... Percy Harvin vs. Seattle (11/22)  
 23..... Sidney Rice @ Carolina (12/20)  
 22..... Percy Harvin @ St. Louis (10/11)  
 22..... Percy Harvin vs. Chicago (11/29)  
 21..... Visanthe Shiancoe vs. Baltimore (10/18)  
 21..... Percy Harvin @ Cleveland (9/13)  
 21..... Sidney Rice vs. Detroit (11/15)  
 21..... Visanthe Shiancoe vs. Detroit (11/15)  
 21..... Visanthe Shiancoe vs. Chicago (11/29)  
 21..... Adrian Peterson @ Arizona (12/6)  
 21..... Jim Kleinsasser @ Chicago (12/28)  
**21..... Visanthe Shiancoe @ New Orleans (1/24)**  
 20..... Chester Taylor @ Chicago (12/28)  
 20..... Chester Taylor @ Green Bay (11/1)  
 20..... Sidney Rice vs. Detroit (11/15)  
 20..... Visanthe Shiancoe vs. Chicago (11/29)  
**20..... Sidney Rice vs. Dallas (1/17)**  
**20..... Percy Harvin @ New Orleans (1/24)**  
**20..... Visanthe Shiancoe @ New Orleans (1/24)**  
**20..... Sidney Rice @ New Orleans (1/24)**

### **PASSES OF 20+ YARDS**

63..... Brett Favre to Sidney Rice vs. Baltimore (10/18)  
 63..... Brett Favre to Adrian Peterson @ Carolina (12/20)  
 58..... Brett Favre to Sidney Rice vs. Baltimore (10/18)  
 56..... Brett Favre to Sidney Rice vs. Detroit (11/15)  
 51t..... Brett Favre to Percy Harvin @ Green Bay (11/1)  
 50..... Brett Favre to Sidney Rice vs. New York Giants (1/3)  
**47t..... Brett Favre to Sidney Rice vs. Dallas (1/17)**  
 47..... Brett Favre to Sidney Rice @ St. Louis (10/11)  
**45t..... Brett Favre to Sidney Rice vs. Dallas (1/17)**

44..... Brett Favre to Adrian Peterson @ Green Bay (11/1)  
43..... Brett Favre to Percy Harvin vs. Green Bay (10/5)  
43..... Brett Favre to Sidney Rice vs. Detroit (11/15)  
43..... Brett Favre to Sidney Rice vs. Detroit (11/15)  
40..... Brett Favre to Percy Harvin vs. Detroit (11/15)  
40..... Brett Favre to Bernard Berrian vs. New York Giants (1/3)  
38..... Brett Favre to Bernard Berrian @ Chicago (12/28)  
36..... Brett Favre to Bernard Berrian vs. San Francisco (9/27)  
34t..... Tarvaris Jackson to Sidney Rice vs. Seattle (11/22)  
34..... Brett Favre to Sidney Rice @ Pittsburgh (10/25)  
33..... Tarvaris Jackson to Chester Taylor @ St. Louis (10/11)  
33..... Brett Favre to Sidney Rice vs. Chicago (11/29)  
32t..... Brett Favre to Greg Lewis vs. San Francisco (9/27)  
32..... Tarvaris Jackson to Naufahu Tahii @ St. Louis (10/11)  
31t..... Brett Favre to Bernard Berrian vs. Green Bay (10/5)  
31t..... Brett Favre to Percy Harvin @ Arizona (12/6)  
31..... Brett Favre to Percy Harvin vs. Chicago (11/29)  
30t..... Brett Favre to Sidney Rice vs. San Francisco (9/27)  
30..... Brett Favre to Chester Taylor vs. San Francisco (9/27)  
**30..... Brett Favre to Bernard Berrian @ New Orleans (1/24)**  
29..... Brett Favre to Adrian Peterson @ Pittsburgh (10/25)  
29..... Brett Favre to Sidney Rice vs. New York Giants (1/3)  
28..... Brett Favre to Percy Harvin @ Pittsburgh (10/25)  
28..... Brett Favre to Adrian Peterson vs. Cincinnati (12/13)  
27..... Brett Favre to Bernard Berrian vs. Chicago (11/29)  
27..... Brett Favre to Greg Lewis @ Chicago (12/28)  
27..... Brett Favre to Visanthe Shiancoe vs. New York Giants (1/3)  
26..... Brett Favre to Chester Taylor vs. Cincinnati (12/13)  
**26..... Brett Favre to Visanthe Shiancoe @ New Orleans (1/24)**  
25..... Brett Favre to Jeff Dugan vs. Green Bay (10/5)  
25..... Brett Favre to Sidney Rice @ Pittsburgh (10/25)  
25..... Brett Favre to Percy Harvin vs. Seattle (11/22)  
25..... Brett Favre to Sidney Rice @ Carolina (12/20)  
24..... Brett Favre to Sidney Rice vs. Green Bay (10/5)  
24..... Brett Favre to Sidney Rice @ St. Louis (10/11)  
24..... Brett Favre to Sidney Rice vs. Seattle (11/22)  
23t..... Brett Favre to Percy Harvin vs. Seattle (11/22)  
23..... Brett Favre to Sidney Rice @ Carolina (12/20)  
22..... Brett Favre to Percy Harvin @ St. Louis (10/11)  
22..... Brett Favre to Percy Harvin vs. Chicago (11/29)  
21..... Brett Favre to Visanthe Shiancoe vs. Baltimore (10/18)  
21..... Brett Favre to Percy Harvin @ Cleveland (9/13)  
21..... Brett Favre to Sidney Rice vs. Detroit (11/15)  
21..... Brett Favre to Visanthe Shiancoe vs. Detroit (11/15)  
21..... Brett Favre to Visanthe Shiancoe vs. Chicago (11/29)  
21..... Brett Favre to Adrian Peterson @ Arizona (12/6)  
21..... Brett Favre to Jim Kleinsasser @ Chicago (12/28)  
**21..... Brett Favre to Visanthe Shiancoe @ New Orleans (1/24)**  
20..... Brett Favre to Chester Taylor @ Chicago (12/28)  
20..... Brett Favre to Chester Taylor @ Green Bay (11/1)  
20..... Brett Favre to Sidney Rice vs. Detroit (11/15)  
20..... Brett Favre to Visanthe Shiancoe vs. Chicago (11/29)  
**20..... Brett Favre to Sidney Rice vs. Dallas (1/17)**  
**20..... Brett Favre to Percy Harvin @ New Orleans (1/24)**  
**20..... Brett Favre to Visanthe Shiancoe @ New Orleans (1/24)**  
**20..... Brett Favre to Sidney Rice @ New Orleans (1/24)**

### **INTERCEPTION RETURNS OF 10+ YARDS**

36..... Chad Greenway @ Detroit (9/20)  
13..... Chad Greenway @ Detroit (9/20)  
**10..... Ben Leber vs. Dallas (1/17/10)**

### **FUMBLE RETURN OF 15+ YARDS**

52t..... Jared Allen @ St. Louis (10/11)

### **KICKOFF RETURNS OF 35+ YARDS**

101t.... Percy Harvin vs. San Francisco (9/27)  
88t..... Percy Harvin @ Pittsburgh (10/25)  
77..... Percy Harvin @ Green Bay (11/1)  
48..... Percy Harvin @ Green Bay (11/1)  
41..... Percy Harvin @ Cleveland (9/13)

### **PUNT RETURNS OF 20+ YARDS**

36..... Darius Reynaud @ Cleveland (9/13)  
34..... Darius Reynaud @ Carolina (12/20)  
32..... Darius Reynaud vs. San Francisco (9/27)  
24..... Jaymar Johnson vs. Green Bay (10/5)  
20..... Jaymar Johnson @ Green Bay (11/1)

### **LONG FIELD GOALS OF 40+ YARDS**

52..... Ryan Longwell vs. San Francisco (9/27)  
52..... Ryan Longwell vs. Chicago (11/29)  
46..... Ryan Longwell @ Detroit (9/20)  
44..... Ryan Longwell vs. Cincinnati (12/13)  
41..... Ryan Longwell @ Green Bay (11/1)  
41..... Ryan Longwell vs. Cincinnati (12/13)  
41..... Ryan Longwell @ Chicago (12/28)  
40..... Ryan Longwell vs. San Francisco (9/27)  
40..... Ryan Longwell vs. Baltimore (10/18)

### **LONG TOUCHDOWNS OF 15+ YARDS**

101t.... Percy Harvin kickoff return vs. San Francisco (9/27)  
88t..... Percy Harvin kickoff return @ Pittsburgh (10/25)  
64t..... Adrian Peterson rush @ Cleveland (9/13)  
52t..... Jared Allen fumble return @ St. Louis (10/11)  
51t..... Percy Harvin reception from Brett Favre @ Green Bay (11/1)  
**47t ..... Sidney Rice reception from Brett Favre vs. Dallas (1/17)**  
**45t ..... Sidney Rice reception from Brett Favre vs. Dallas (1/17)**  
34t..... Sidney Rice reception from Tarvaris Jackson vs. Seattle (11/22)  
32t..... Greg Lewis reception from Brett Favre vs. San Francisco (9/27)  
31t..... Bernard Berrian reception from Brett Favre vs. Green Bay (10/5)  
31t..... Percy Harvin reception from Brett Favre @ Arizona (12/6)  
30t..... Sidney Rice reception from Brett Favre vs. San Francisco (9/27)  
27t..... Adrian Peterson rush @ Detroit (9/20)  
23t..... Percy Harvin reception from Brett Favre vs. Seattle (11/22)  
22t..... Adrian Peterson rush vs. Detroit (11/15)

19t..... Visanthe Shiancoe reception from Brett Favre vs. Baltimore (10/18)

**19t..... Adrian Peterson rush @ New Orleans (1/24)**

16t..... Bernard Berrian reception from Brett Favre @ Green Bay (11/1)

15t..... Percy Harvin reception from Brett Favre vs. Chicago (11/29)

## GAMEDAY INACTIVES

<b>@ Cleveland (9/13)</b>	3QB 2 S. Rosenfels, WR 11 J. Johnson, WR 17 G. Lewis, CB 21 A. Allen, S 33 J. Sanford, LB 50 Er. Henderson, C 67 K. Lichtensteiger, DT 90 F. Evans
<b>@ Detroit (9/20)</b>	3QB 2 S. Rosenfels, WR 11 J. Johnson, WR 17 G. Lewis, CB 21 A. Allen, S 39 H. Abdullah, LB 50 Er. Henderson, C 67 K. Lichtensteiger, DT 73 J. Kennedy
<b>vs. 49ers (9/27)</b>	3QB 2 S. Rosenfels, WR 11 J. Johnson, CB 21 A. Allen, S 39 H. Abdullah, LB 50 Er. Henderson, C 67 K. Lichtensteiger, DT 73 J. Kennedy, DE 92 J. Mitchell
<b>vs. Green Bay (10/5)</b>	3QB 2 S. Rosenfels, CB 21 A. Allen, S 33 J. Sanford, LB 50 Er. Henderson, C 68 J. Cooper, WR 82 D. Reynaud, DE 92 J. Mitchell, DT 98 L. Guion
<b>@ St. Louis (10/11)</b>	3QB 2 S. Rosenfels, WR 17 G. Lewis, CB 21 A. Allen, RB 34 A. Young, LB 50 Er. Henderson, T 71 P. Loadholt, WR 82 D. Reynaud, DT 98 L. Guion
<b>vs. Baltimore (10/18)</b>	3QB 2 S. Rosenfels, CB 21 A. Allen, RB 34 A. Young, LB 50 Er. Henderson, C 68 J. Cooper, WR 82 D. Reynaud, DE 92 J. Mitchell, DT 98 L. Guion
<b>@ Pittsburgh (10/25)</b>	3QB 2 S. Rosenfels, CB 26 A. Winfield, RB 34 A. Young, LB 50 Er. Henderson, C 68 J. Cooper, WR 82 D. Reynaud, DE 92 J. Mitchell, DT 98 L. Guion
<b>@ Green Bay (11/1)</b>	3QB 2 S. Rosenfels, CB 26 A. Winfield, RB 34 A. Young, FB 38 N. Tahi, C 68 J. Cooper, WR 82 D. Reynaud, DE 92 J. Mitchell, DT 98 L. Guion
<b>vs. Detroit (11/15)</b>	3QB 2 S. Rosenfels, WR 11 J. Johnson, CB 26 A. Winfield, RB 34 A. Young, LB 50 Er. Henderson, C 68 J. Cooper, DE 92 J. Mitchell, DT 98 L. Guion
<b>vs. Seattle (11/22)</b>	3QB 2 S. Rosenfels, WR 11 J. Johnson, CB 26 A. Winfield, RB 34 A. Young, LB 50 Er. Henderson, C 68 J. Cooper, DT 90 F. Evans, DE 92 J. Mitchell
<b>vs. Chicago (11/29)</b>	3QB 2 S. Rosenfels, WR 11 J. Johnson, CB 26 A. Winfield, RB 34 A. Young, LB 50 Er. Henderson, G 64 A. Herrera, DE 92 J. Mitchell, DT 98 L. Guion
<b>@ Arizona (12/6)</b>	3QB 2 S. Rosenfels, WR 11 J. Johnson, CB 26 A. Winfield, RB 34 A. Young, LB 50 Er. Henderson, G 64 A. Herrera, DT 90 F. Evans, DE 92 J. Mitchell
<b>vs. Cincinnati (12/13)</b>	3QB 2 S. Rosenfels, WR 12 P. Harvin, S 25 T. Johnson, CB 41 K. Paymah, TE 45 G. Mills, C 68 J. Cooper, DE 92 J. Mitchell, DT 98 L. Guion
<b>@ Carolina (12/20)</b>	3QB 2 S. Rosenfels, WR 11 J. Johnson, RB 34 A. Young, CB 41 K. Paymah, TE 45 G. Mills, LB 57 J. Leman, C 68 J. Cooper, DT 98 L. Guion
<b>@ Chicago (12/28)</b>	3QB 2 S. Rosenfels, WR 11 J. Johnson, CB 41 K. Paymah, TE 45 G. Mills, LB 57 J. Leman, C 68 J. Cooper, DE 92 J. Mitchell, DT 94 P. Williams
<b>vs. New York Giants (1/3)</b>	3QB 2 S. Rosenfels, WR 11 J. Johnson, CB 41 K. Paymah, TE 45 G. Mills, LB 57 J. Leman, C 68 J. Cooper, DT 73 J. Kennedy, DE 92 J. Mitchell
<b>NFC DIVISIONAL PLAYOFF</b> <b>vs. Dallas (1/17)</b>	<b>3QB 2 S. Rosenfels, WR 11 J. Johnson, CB 41 K. Paymah, TE 45 G. Mills, LB 57 J. Leman, C 68 J. Cooper, DE 92 J. Mitchell, DT 98 L. Guion</b>
<b>NFC CHAMPIONSHIP GAME</b> <b>vs. New Orleans (1/24)</b>	<b>3QB 2 S. Rosenfels, WR 11 J. Johnson, RB 34 A. Young, CB 41 K. Paymah, TE 45 G. Mills, LB 57 J. Leman, C 68 J. Cooper, DT 98 L. Guion</b>

# SEASON AT A GLANCE – GAME 1

## VIKINGS 34, BROWNS 20

Cleveland Browns Stadium, September 13, 2009

Attendance – 70,560

	1	2	3	4	OT	Total
Minnesota .....	3	7	14	10	-	34
Cleveland .....	3	10	0	7	-	20

Browns – P. Dawson 37 yd. Field Goal (1<sup>st</sup> – 11:28)  
 Vikings – R. Longwell 21 yd. Field Goal (1<sup>st</sup> – 0:03)  
 Vikings – A. Peterson 1 yd. run (R. Longwell kick) (2<sup>nd</sup> – 11:09)  
 Browns – P. Dawson 20 yd. Field Goal (2<sup>nd</sup> – 5:57)  
 Browns – J. Cribbs 67 yd. punt return (P. Dawson kick) (2<sup>nd</sup> – 1:30)  
 Vikings – A. Peterson 1 yd. run (R. Longwell kick) (3<sup>rd</sup> – 10:07)  
 Vikings – P. Harvin 6 yd. pass from B. Favre (R. Longwell kick) (3<sup>rd</sup> – 1:06)  
 Vikings – R. Longwell 37 yd. Field Goal (4<sup>th</sup> – 6:55)  
 Vikings – A. Peterson 64 yd. run (R. Longwell kick) (4<sup>th</sup> – 5:58)  
 Browns – R. Royal 26 yd. pass from B. Quinn (P. Dawson kick) (4<sup>th</sup> – 0:28)

	Vikings	Browns
First Downs .....	19	17
Rushes/Yards.....	37/225	20/89
Passing Yards.....	85	179
Punt Return Yards.....	2/54	3/67
KO Return Yards.....	4/99	7/140
Passes (A-C-I).....	22-14-0	35-21-1
Times Sacked/Yards.....	4/25	5/26
Punts.....	6/38.7	5/42.0
Fumbles/Lost.....	0/0	3/1
Penalties/Yards.....	3/38	8/66
Possession Time.....	33:22	26:38

### Passing

**Vikings** – Favre 14-21-110, 66.6%, 1 TD – 95.3 rating; Jackson 0-1-0, 0.0% – 39.6 rating.  
**Browns** – Quinn 21-35-205, 60.0%, 1 TD, 1 INT – 74.1 rating.

### Rushing

**Vikings** – Peterson 25-180, Harvin 2-22, Taylor 7-17, Dugan 1-5, Tahi 1-2.  
**Browns** – J. Lewis 11-57, Quinn 2-21, Cribbs 3-6, J. Davis 3-5.

### Receiving

**Vikings** – Taylor 5-13, Harvin 3-36, Shiancoe 3-26, Rice 2-17, Peterson 1-18.  
**Browns** – Royal 4-60, Furrey 4-28, J. Lewis 3-47, J. Davis 3-4, Heiden 2-14, Cribbs 2-10, Massaquoi 1-18.

### Sacks

**Vikings** – E.J. Henderson 1.0, Kennedy 1.0, K. Williams 1.0, TEAM 1.0, Edwards 0.5, Leber 0.5.  
**Browns** – A. Elam 1.0, S. Rogers 1.0, B. Pool 1.0, K. Wimbley 1.0.

### Tackles

**Vikings** – E.J. Henderson 6-3-9, Edwards 2-6-8, Greenway 4-3-7, Leber 4-2-6, Sapp 6-0-6.  
**Browns** – D. Jackson 6-3-9, A. Elam 7-1-8, E. Barton 6-2-8, D. Bowens 4-2-6.

### Interceptions

**Vikings** – Griffin, 1 (0).  
**Browns** – None.

### GAME NOTES

- Adrian Peterson's 180 yards rushing set a Vikings opening day record.
- Adrian Peterson's 3 rushing TDs ties a Vikings opening day record.
- Adrian Peterson's 17<sup>th</sup> 100-yard game ties him with Chuck Foreman for 2<sup>nd</sup> most in Vikings history.
- Adrian Peterson set a team record with his 3<sup>rd</sup> career 3-TD game.
- Brett Favre tied Jim Marshall for most consecutive NFL games started at 270.
- Darius Reynaud set a team opening day record with his 36-yard punt return.
- Percy Harvin became only the 6<sup>th</sup> Vikings rookie to score in his 1st game.
- Phil Loadholt became only the 5<sup>th</sup> Vikings rookie offensive tackle to start the season opener. He is only the 2<sup>nd</sup> RT and 1<sup>st</sup> since 1966.
- Bryant McKinnie started his 100<sup>th</sup> career game.
- Brad Childress improves to 3-1 in openers.



# SEASON AT A GLANCE – GAME 2

## VIKINGS 27, LIONS 13

Ford Field, September 20, 2009

Attendance – 56,269

	1	2	3	4	OT	Total
Minnesota .....	0	7	10	10	-	27
Detroit .....	3	7	0	3	-	13

Lions – J. Hanson 30 yd. Field Goal (1<sup>st</sup> – 5:05)  
 Lions – C. Johnson 8 yd. pass M. Stafford (J. Hansen kick) (2<sup>nd</sup> – 5:40)  
 Vikings – V. Shiancoe 1 yd. pass from B. Favre (R. Longwell kick) (2<sup>nd</sup> – 1:04)  
 Vikings – R. Longwell 26 yd. Field Goal (3<sup>rd</sup> – 8:38)  
 Vikings – A. Peterson 27 yd. run (R. Longwell kick) (3<sup>rd</sup> – 7:45)  
 Vikings – R. Longwell 46 yd. Field Goal (4<sup>th</sup> – 9:56)  
 Vikings – P. Harvin 3 yd. pass from B. Favre (R. Longwell kick) (4<sup>th</sup> – 5:58)  
 Lions – J. Hanson 48 yd. Field Goal (4<sup>th</sup> – 2:37)

	Vikings	Lions
First Downs .....	18	17
Rushes/Yards.....	25/112	34/129
Passing Yards.....	153	136
Punt Return Yards.....	2/22	1/7
KO Return Yards.....	3/79	6/96
Passes (A-C-I).....	28-24-0	30-18-2
Times Sacked/Yards .....	3/16	2/16
Punts.....	4/42.0	4/37.5
Fumbles/Lost.....	2/1	2/1
Penalties/Yards.....	5/43	6/45
Possession Time.....	29:35	30:25

### Passing

**Vikings** – Favre 23-27-155, 85.2%, 2 TDs – 115.3 rating; Jackson 1-1-14, 100.0% – 118.8 rating.  
**Lions** – Stafford 18-30-152, 60.0%, 1 TD, 2 INTs – 56.5 rating.

### Rushing

**Vikings** – Peterson 15-92, Harvin 2-14, Taylor 4-8, Tahi 1-1, Jackson 3-(-)3.  
**Lions** – Kv. Smith 24-83, C. Johnson 2-16, M. Morris 2-15, A. Brown 4-10, Stafford 1-7.

### Receiving

**Vikings** – Berrian 6-46, Harvin 5-41, Peterson 4-24, Rice 3-29, Taylor 3-20, Kleinsasser 2-8, Shiancoe 1-1.  
**Lions** – C. Johnson 5-51, Pettigrew 4-40, Northcutt 2-15, Heller 2-10, Kv. Smith 2-10, Felton 1-21.

### Sacks

**Vikings** – J. Allen 1.0, Edwards 1.0.  
**Lions** – Foote 1.0, Hunter 1.0, Fluellen 1.0.

### Tackles

**Vikings** – Edwards 7-1-8, E.J. Henderson 7-1-8, J. Allen 5-2-7, Johnson 5-1-6, M. Williams 4-2-6.  
**Lions** – Foote 5-5-10, Sims 4-5-9, Delmas 4-2-6, Manuel 4-2-6, Buchanon 4-1-5, A. Henry 3-2-5.

### Interceptions

**Vikings** – Greenway, 2 (49).  
**Lions** – None.

### GAME NOTES

- Brett Favre broke the all-time record for most consecutive starts with 271. Favre breaks former Viking Jim Marshall's record of 270.
- Adrian Peterson's 272 rushing yards through the 1<sup>st</sup> 2 games of the season breaks a Vikings record of 269 held by Robert Smith in 1997.
- Adrian Peterson moves into an 8<sup>th</sup> place tie for most career rushing TDs in Vikings history with Leroy Hoard at 26.
- TE Visanthe Shiancoe moves into a 6<sup>th</sup> place tie with Andrew Glover for most receiving TDs by a Vikings TE with 9 .
- Ryan Longwell moved into 20<sup>th</sup> place in NFL history with 1,389 career points.
- Longwell's 300<sup>th</sup> FG also moves him into a tie for 19<sup>th</sup> place in NFL history.
- Jim Kleinsasser moved into 4<sup>th</sup> place in team history for most career catches by a TE with 166.

# SEASON AT A GLANCE – GAME 3

## VIKINGS 27, 49ERS 24

HHH Metrodome, September 27, 2009  
Attendance – 63,398

	1	2	3	4	OT	Total
San Francisco .....	0	14	3	7	-	24
Minnesota .....	7	6	7	7	-	27

Vikings – S. Rice 30 yd. pass from B. Favre (R. Longwell kick) (1<sup>st</sup> – 8:38)  
 Vikings – R. Longwell 40 yd. Field Goal (2<sup>nd</sup> – 13:09)  
 49ers – V. Davis 5 yd. pass from S. Hill (J. Nedney kick) (2<sup>nd</sup> – 9:26)  
 Vikings – R. Longwell 52 yd. Field Goal (2<sup>nd</sup> – 2:53)  
 49ers – N. Clements 59 yd. return of blocked field goal (J. Nedney kick) (2<sup>nd</sup> – 0:00)  
 49ers – J. Nedney 37 yd. Field Goal (3<sup>rd</sup> – 4:47)  
 Vikings – P. Harvin 101 yd. kickoff return (R. Longwell kick) (3<sup>rd</sup> – 4:34)  
 49ers – V. Davis 20 yd. pass from S. Hill (J. Nedney kick) (4<sup>th</sup> – 8:12)  
 Vikings – G. Lewis 32 yd. pass from Brett Favre (R. Longwell kick) (4<sup>th</sup> – 0:02)

	49ers	Vikings
First Downs .....	13	19
Rushes/Yards.....	26/58	27/94
Passing Yards.....	188	283
Punt Return Yards.....	3/19	5/58
KO Return Yards.....	4/92	4/180
Passes (A-C-I).....	25-15-1	46-24-1
Times Sacked/Yards.....	1/7	2/18
Punts.....	9/51.7	6/46.0
Fumbles/Lost.....	1/0	0/0
Penalties/Yards.....	7/60	9/52
Possession Time.....	27:51	32:09

### Passing

**Vikings** – Favre 24-46-301, 52.2%, 2 TDs, 1 INT – 78.3 rating.  
**49ers** – Hill 15-25-195, 60.0%, 2 TDs, 1 INT – 94.6 rating.

### Rushing

**Vikings** – Peterson 19-85, Taylor 6-16, Favre 1-1.  
**49ers** – Coffee 25-54, Gore 1-4.

### Receiving

**Vikings** – Taylor 7-70, Berrian 4-56, Rice 4-56, Harvin 4-51, Shiancoe 2-22, Peterson 2-14, Lewis 1-32.  
**49ers** – V. Davis 7-96, J. Moran 4-47, Bruce 2-38, M. Robinson 1-8, M. Norris 1-6.

### Sacks

**Vikings** – J. Allen 1.0.  
**49ers** – M. Roman 1.0, A. Franklin 1.0.

### Tackles

**Vikings** – E.J. Henderson 9-2-11, J. Allen 8-0-8, P. Williams 5-3-8, Greenway 5-2-7.  
**49ers** – P. Willis 8-2-10, M. Lawson 6-4-10, D. Goldson 5-2-7, T. Spikes 4-2-6.

### Interceptions

**Vikings** – Griffin, 1 (0).  
**49ers** – S. Spencer, 1 (2).

### GAME NOTES

- Brett Favre led the 43<sup>rd</sup> game-winning or tying drive in either the 4<sup>th</sup> quarter or overtime.
- Percy Harvin becomes the 1<sup>st</sup> player in team history to score a TD in the first 3 games of his career. Harvin also ties Randy Moss for most TDs by a rookie after 1<sup>st</sup> 3 games.
- Harvin's 101 yard kickoff return is tied for the 2<sup>nd</sup> longest in team history.
- Ryan Longwell tied a team record with his 8<sup>th</sup> 50+ yard field goal.
- Adrian Peterson set a team record for most rushing yards after the 1<sup>st</sup> 3 games of a season.
- Greg Lewis became only the 5<sup>th</sup> Vikings player in team history to catch a touchdown pass on his 1<sup>st</sup> reception as a Viking.

# SEASON AT A GLANCE – GAME 4

## VIKINGS 30, PACKERS 23

Mall of America Field at HHH Metrodome, October 5, 2009

Attendance – 63,846

	1	2	3	4	OT	Total
<b>Green Bay</b> .....	7	7	0	9	-	23
<b>Minnesota</b> .....	7	14	7	2	-	30

Vikings – V. Shiancoe 1 yd. pass from B. Favre (R. Longwell kick) (1<sup>st</sup> – 3:20)  
 Packers – J. Finley 62 yd. pass from A. Rodgers (M. Crosby kick) (1<sup>st</sup> – 2:16)  
 Vikings – S. Rice 14 yd. pass from B. Favre (R. Longwell kick) (2<sup>nd</sup> – 4:59)  
 Packers – C. Matthews 42 yd. fumble return (M. Crosby kick) (2<sup>nd</sup> – 3:18)  
 Vikings – A. Peterson 1 yd. run (R. Longwell kick) (2<sup>nd</sup> – 0:30)  
 Vikings – B. Berrian 31 yd. pass B. Favre (R. Longwell kick) (3<sup>rd</sup> – 10:40)  
 Vikings – J. Allen safety on A. Rodgers (4<sup>th</sup> – 7:21)  
 Packers – J. Nelson 33 yd. pass from A. Rodgers (pass failed) (4<sup>th</sup> – 3:40)  
 Packers – M. Crosby 31 yd. Field Goal (4<sup>th</sup> – 0:55)

	Packers	Vikings
First Downs .....	19	22
Rushes/Yards.....	17/82	30/63
Passing Yards.....	342	271
Punt Return Yards.....	2/0	2/42
KO Return Yards.....	5/123	3/52
Passes (A-C-I).....	37-26-1	32-24-0
Times Sacked/Yards.....	8/42	0/0
Punts.....	2/51.0	5/42.4
Fumbles/Lost.....	2/1	1/1
Penalties/Yards.....	7/57	2/10
Possession Time.....	28:16	31:44

### Passing

**Vikings** – Favre 24-31-271, 77.4%, 3 TDs – 135.5 rating; Rice 0-1-0, 0.0% - 39.6 rating.

**Packers** – Rodgers 26-37-384, 70.3%, 2 TDs, 1 INT – 110.6 rating.

### Rushing

**Vikings** – Peterson 25-55, Taylor 2-8, Dugan 1-2.

**Packers** – Grant 11-51, Rodgers 2-16, D. Wynn 2-10, Kuhn 2-5.

### Receiving

**Vikings** – Berrian 6-75, Rice 5-70, Taylor 3-35, Shiancoe 3-18, Harvin 2-39, Dugan 2-26, Tahi 2-8, Peterson 1-0.

**Packers** – J. Finley 6-128, Driver 4-55, R. Grant 4-50, D. Lee 4-28, J. Nelson 3-47, G. Jennings 3-31, J. Jones 1-34, D. Wynn 1-11.

### Sacks

**Vikings** – J. Allen 4.5, Robinson 1.5, Leber 1.0, Kennedy 1.0.

**Packers** – None.

### Tackles

**Vikings** – Winfield 10-1-11, E.J. Henderson 7-4-11, J. Allen 7-1-8, Greenway 5-2-7, M. Williams 6-0-6, T. Johnson 3-3-6.

**Packers** – N. Barnett 7-3-10, B. Chillar 5-5-10, A. Harris 6-1-7, R. Pickett 6-1-7, A. Kampman 3-2-5.

### Interceptions

**Vikings** – Winfield, 1 (0).

**Packers** – None.

### GAME NOTES

- Brett Favre becomes the 1<sup>st</sup> quarterback to beat all 32 current NFL teams.
- Jared Allen set a career-high with 4.5 sacks. It was the 2<sup>nd</sup>-best single-game total in Vikings history and a MNF record.
- It was the Vikings 50<sup>th</sup> MNF game. They are now 26-24 on Monday nights.
- Sidney Rice becomes the 1<sup>st</sup> player in Vikings history to recover 2 onside kicks in the same game.
- With his 25 rushing attempts Adrian Peterson sets a new mark for attempts by a Vikings back in their 1<sup>st</sup> 3 seasons with 685.
- Peterson also set a new team record for rushing TDs in his 1<sup>st</sup> 3 seasons with the team at 27.
- The Vikings were 1 sack shy of tying a single-game team record.
- It was Visanthe Shiancoe's 100<sup>th</sup> career game.

# SEASON AT A GLANCE – GAME 5

## VIKINGS 38, RAMS 10

Edward Jones Dome, October 11, 2009

Attendance – 60,166

	1	2	3	4	OT	Total
Minnesota .....	14	3	7	14	-	38
St. Louis.....	0	3	0	7	-	10

Vikings – A. Peterson 5 yd. run (R. Longwell kick) (1<sup>st</sup> – 10:17)  
 Vikings – J. Allen 52 yd. fumble return (R. Longwell kick) (1<sup>st</sup> – 8:00)  
 Rams – J. Brown 29 yd. Field Goal (2<sup>nd</sup> – 7:38)  
 Vikings – R. Longwell 47 yd. Field Goal (2<sup>nd</sup> – 5:34)  
 Vikings – V. Shiancoe 13 yd. pass B. Favre (R. Longwell kick) (3<sup>rd</sup> – 9:15)  
 Vikings – A. Peterson 7 yd. run (R. Longwell kick) (4<sup>th</sup> – 10:01)  
 Rams – D. Avery 27 yd. pass from M. Bulger (J. Brown kick) (4<sup>th</sup> – 6:45)  
 Vikings – C. Taylor 1 yd. run (R. Longwell kick) (4<sup>th</sup> – 1:55)

	Vikings	Rams
First Downs .....	21	27
Rushes/Yards.....	24/89	30/122
Passing Yards.....	288	278
Punt Return Yards.....	1/12	1/6
KO Return Yards.....	1/27	6/135
Passes (A-C-I).....	27-21-1	38-27-1
Times Sacked/Yards.....	2/12	2/19
Punts.....	2/51.5	3/49.3
Fumbles/Lost.....	0/0	4/3
Penalties/Yards.....	5/44	7/82
Possession Time.....	27:21	32:39

### Passing

**Vikings** – Favre 18-24-232, 75.0%, 1 TD, 1 INT – 101.4 rating; Jackson 3-3-68, 100.0% - 118.8 rating.  
**Rams** – Boller 20-31-209, 64.5%, 1 INT – 70.5 rating; Bulger 7-7-88, 100.0%, 1 TD – 158.3 rating.

### Rushing

**Vikings** – Peterson 15-63, Taylor 9-26.  
**Rams** – S. Jackson 21-84, Gado 3-16, Darby 1-13, Karney 2-8, Boller 3-1.

### Receiving

**Vikings** – Harvin 4-66, Shiancoe 4-49, Rice 3-61, Taylor 3-49, Berrian 3-39, Peterson 2-6, Tahi 1-32.  
**Rams** – Avery 5-87, Fells 5-45, Amendolla 5-43, Burton 5-42, McMichael 3-45, S. Jackson 2-25, Gado 1-7, Darby 1-3.

### Sacks

**Vikings** – K. Williams 1.0, TEAM 1.0.  
**Rams** – Dahl 1.0, Atogwe 1.0.

### Tackles

**Vikings** – Greenway 4-4-8, Henderson 5-2-7, Sapp 6-1-7, T. Johnson 5-1-6, P. Williams 4-2-6.  
**Rams** – Dahl 7-0-7, Atogwe 6-0-6, Laurinaitis 6-0-6, Witherspoon 5-0-5, Bartell 4-1-5, B. Fletcher 4-0-4.

### Interceptions

**Vikings** – T. Johnson 1 (0).  
**Rams** –Laurinaitis 1 (7).

### GAME NOTES

- The Vikings won the 400<sup>th</sup> game in team history. The all-time record is 400-322-9.
- The Vikings have now won 6-consecutive road games, one short of a team record.
- Jared Allen scored his 1<sup>st</sup> career defensive TD with the 52-yard fumble return.
- Adrian Peterson moved into 5th place in team annuals with 29 rushing TDs after scoring twice.
- Brett Favre ties a team record just 5 games into the year for most games in a season with a completion percentage of 75% or higher.
- Favre also tied a team record with 2 consecutive games with a completion percentage of 75% or higher.

# SEASON AT A GLANCE – GAME 6

## VIKINGS 33, RAVENS 31

Mall of America Field at the H.H.H. Metrodome, October 18, 2009

Attendance – 63,689

	1	2	3	4	OT	Total
<b>Baltimore</b> .....	0	3	7	21	-	31
<b>Minnesota</b> .....	14	0	6	13	-	33

Vikings – V. Shiancoe 19 yd. pass from B. Favre (R. Longwell kick) (1<sup>st</sup> – 11:25)  
 Vikings – B. Berrian 4 yd. pass from B. Favre (R. Longwell kick) (1<sup>st</sup> – 6:16)  
 Ravens – S. Hauschka 29 yd. Field Goal (2<sup>nd</sup> – 0:02)  
 Vikings – R. Longwell 40 yd. Field Goal (3<sup>rd</sup> – 7:16)  
 Ravens – R. Rice 22 yd. run (S. Hauschka kick) (3<sup>rd</sup> – 4:13)  
 Vikings – R. Longwell 40 yd. Field Goal (3<sup>rd</sup> – 2:05)  
 Vikings – V. Shiancoe 1 yd. pass from B. Favre (R. Longwell kick) (4<sup>th</sup> – 10:08)  
 Ravens – M. Clayton 32 yd. pass from J. Flacco (S. Hauschka kick) (4<sup>th</sup> – 8:35)  
 Vikings – R. Longwell 29 yd. Field Goal (4<sup>th</sup> – 6:01)  
 Ravens – D. Mason 12 yd. pass from J. Flacco (S. Hauschka kick) (4<sup>th</sup> – 5:12)  
 Ravens – R. Rice 33 yd. run (S. Hauschka kick) (4<sup>th</sup> – 3:37)  
 Vikings – R. Longwell 31 yd. Field Goal (4<sup>th</sup> – 1:56)

	Ravens	Vikings
First Downs .....	20	19
Rushes/Yards.....	18/81	31/167
Passing Yards.....	367	259
Punt Return Yards.....	4/10	5/35
KO Return Yards.....	8/182	5/81
Passes (A-C-I).....	43-28-0	29-21-0
Times Sacked/Yards.....	3/18	3/19
Punts.....	7/48.9	5/45.4
Fumbles/Lost.....	2/0	0/0
Penalties/Yards.....	6/74	3/15
Possession Time.....	25:17	34:43

### Passing

**Vikings** – Favre 21-29-278, 72.4%, 3 TDs – 136.9 rating.  
**Ravens** – Flacco 28-43-385, 65.1%, 2 TDs – 109.2 rating.

### Rushing

**Vikings** – Peterson 22-143, Taylor 8-22, Harvin 1-2.  
**Ravens** – Rice 10-77, McGahee 7-3, McClain 1-1.

### Receiving

**Vikings** – Rice 6-176, Shiancoe 4-48, Peterson 4-23, Berrian 3-18, Harvin 2-10, Kleinsasser 1-3.  
**Ravens** – Rice 10-117, Mason 7-97, Clayton 3-57, Heap 3-51, K. Washington 3-48, D. Williams 1-17.

### Sacks

**Vikings** – K. Williams 2.0, J. Allen 1.0.  
**Ravens** – R. Lewis 1.0, T. Pryce 1.0, D. Edwards 1.0.

### Tackles

**Vikings** – E.J. Henderson 7-5-12, Greenway 10-1-11, J. Allen 10-0-10, Griffin 9-0-9.  
**Ravens** – Gooden 8-0-8, R. Lewis 7-1-8, Reed 5-1-6, Suggs 4-1-5, Landry 4-1-5.

### Interceptions

**Vikings** – None.  
**Ravens** – None.

### GAME NOTES

- Adrian Peterson's 18<sup>th</sup>-career 100-yard game moved him into 2<sup>nd</sup> place in team history.
- Sidney Rice earned his 1<sup>st</sup>-career 100-yard receiving game with 176 yards. It ranks 9<sup>th</sup> all-time in team single-game history.
- Jared Allen's 1.0 sack moved him into 2<sup>nd</sup> place in team history for most sacks in 1<sup>st</sup> 2 seasons with the team with 22.0.
- Brett Favre becomes only the 4<sup>th</sup> QB in team history to have 3 consecutive games with a passer rating over 100.0.
- Visanthe Shiancoe's 2 TDs tie him for 4<sup>th</sup> place in team history for career TDs by a TE.
- Peterson moved into 2<sup>nd</sup> place all-time for the Vikings with his ninth career run of 50+ yards.
- Kevin Williams played and started in his 100<sup>th</sup> career game.
- It is the Vikings 6<sup>th</sup> 6-0 start in team history, and 1<sup>st</sup> since 2003.

# SEASON AT A GLANCE – GAME 7

## STEELERS 27, VIKINGS 17

Heinz Field, October 25, 2009

Attendance – 65,597

	1	2	3	4	OT	Total
Minnesota .....	0	7	3	7	-	17
Pittsburgh .....	3	7	3	14	-	27

Steelers – J. Reed 39 yd. Field Goal (1<sup>st</sup> – 0:04)

Vikings – A. Peterson 2 yd. run (R. Longwell kick) (2<sup>nd</sup> – 5:12)

Steelers – M. Wallace 40 yd. pass from B. Roethlisberger (J. Reed kick) (2<sup>nd</sup> – 0:24)

Steelers – J. Reed 27 yd. Field Goal (3<sup>rd</sup> – 11:05)

Vikings – R. Longwell 18 yd. Field Goal (3<sup>rd</sup> – 4:44)

Steelers – L. Woodley 77 yd. fumble return (J. Reed kick) (4<sup>th</sup> – 6:23)

Vikings – P. Harvin 88 yd. kickoff return (R. Longwell kick) (4<sup>th</sup> – 6:09)

Steelers – K. Fox 82 yd. interception return (J. Reed kick) (4<sup>th</sup> – 1:00)

	Vikings	Steelers
First Downs .....	21	14
Rushes/Yards.....	23/89	20/106
Passing Yards.....	297	153
Punt Return Yards.....	3/8	2/16
KO Return Yards.....	5/167	4/105
Passes (A-C-I).....	51-34-1	26-14-0
Times Sacked/Yards.....	4/37	4/22
Punts.....	6/41.7	6/41.3
Fumbles/Lost.....	1/1	2/1
Penalties/Yards.....	11/78	3/15
Possession Time.....	36:58	23:02

### Passing

**Vikings** – Favre 33-50-334, 66.0%, 1 INT – 76.8 rating.

**Steelers** – Roethlisberger 14-26-175, 53.8%, 1 TD – 87.8 rating.

### Rushing

**Vikings** – Peterson 18-69, Taylor 3-14, Harvin 1-7.

**Steelers** – Mendenhall 10-69, Wallace 2-19, M. Moore 4-14, Parker 1-2.

### Receiving

**Vikings** – Rice 10-136, Peterson 4-60, Shiancoe 4-27, Lewis 4-18, Harvin 3-42, Tahi 3-13, Berrian 2-18, J. Johnson 1-9, Taylor 1-7, Kleinsasser 1-4.

**Steelers** – H. Miller 6-38, M. Wallace 3-72, Holmes 2-59, D. Johnson 1-4, Ward 1-3.

### Sacks

**Vikings** –A. Allen 1.0, Kennedy 1.0, Leber 1.0, K. Williams 1.0.

**Steelers** – J. Harrison 2.0, J. Farris 1.0, B. Keisel 1.0.

### Tackles

**Vikings** – E.J. Henderson 7-1-8, Greenway 5-3-8, P. Williams 7-0-7, Griffin 3-2-5.

**Steelers** – Farris 9-6-15, I. Taylor 7-3-10, Gay 7-1-8, J. Harrison 6-1-7, R. Clark 6-1-7, Timmons 5-2-7.

### Interceptions

**Vikings** – None.

**Steelers** – K. Fox, 1 (82t).

### GAME NOTES

- The Vikings defense stretched their streak to 30-straight games without allowing a 100-yard rusher. It is only the 3<sup>rd</sup> time in team history that feat has been accomplished and it is currently the longest active streak in the NFL.
- Percy Harvin is the 1<sup>st</sup> Viking to return 2 kickoffs for touchdowns in a career and in a season.
- Harvin's 685 kickoff return yards through 7 games shatters a team record of 549.
- Adrian Peterson became just the 5<sup>th</sup> player in team history to score 30 career rushing TDs.
- Sidney Rice recorded a career-high 10 receptions, one week after recording a career-high 176 receiving yards. After not having a 100-yard receiving game in his first 2 seasons, Rice has now had back-to-back games where he has gone over 125 yards.
- Brett Favre recorded his 2<sup>nd</sup> 300-yard passing game of the season. Prior to this season the Vikings had not had a 300-yard passer since the 2005 season.

# SEASON AT A GLANCE – GAME 8

## VIKINGS 38, PACKERS 26

Lambeau Field, November 1, 2009

Attendance – 71,213

	1	2	3	4	OT	Total
Minnesota .....	7	10	7	14	-	38
Green Bay .....	3	0	17	6	-	26

Packers - M. Crosby 37 yd. Field Goal (1<sup>st</sup> – 5:05)  
 Vikings - A. Peterson 1 yd. run (R. Longwell kick) (1<sup>st</sup> – 1:17)  
 Vikings - V. Shiancoe 12 yd. pass from B. Favre (R. Longwell kick) (2<sup>nd</sup> – 10:42)  
 Vikings - R. Longwell 41 yd. Field Goal (2<sup>nd</sup> – 0:09)  
 Vikings - P. Harvin 51 yd. pass from B. Favre (R. Longwell kick) (3<sup>rd</sup> – 13:08)  
 Packers - M. Crosby 26 yd. Field Goal (3<sup>rd</sup> – 8:28)  
 Packers - S. Havner 16 yd. pass from A. Rodgers (M. Crosby kick) (3<sup>rd</sup> – 6:30)  
 Packers - S. Havner 5 yd. pass from A. Rodgers (M. Crosby kick) (3<sup>rd</sup> – 1:57)  
 Vikings - J. Dugan 2 yd. pass from B. Favre (R. Longwell kick) (4<sup>th</sup> – 13:35)  
 Packers - G. Jennings 10 yd. pass from A. Rodgers (pass failed) (4<sup>th</sup> – 10:26)  
 Vikings - B. Berrian 16 yd. pass from B. Favre (R. Longwell kick) (4<sup>th</sup> – 3:48)

	Vikings	Green Bay
First Downs .....	19	21
Rushes/Yards.....	32/111	19/90
Passing Yards.....	244	261
Punt Return Yards.....	5/37	1/8
KO Return Yards.....	6/182	7/141
Passes (A-C-I).....	28-17-0	42-27-0
Times Sacked/Yards .....	0/0	6/29
Punts .....	3/45.7	5/43.2
Fumbles/Lost.....	2/2	3/0
Penalties/Yards.....	3/29	6/45
Possession Time.....	27:28	32:32

### Passing

**Vikings** – Favre 17-28-244, 60.7%, 4 TDs – 128.6 rating.  
**Green Bay** – Rodgers 26-41-287, 63.4%, 3 TDs – 108.5 rating.  
 Flynn 1-1-3, 100.0% - 79.2 rating.

### Rushing

**Vikings** – Peterson 25-97, Taylor 5-12, Harvin 1-2.  
**Green Bay** – Rodgers 5-52, Grant 10-30, Kuhn 2-7, A. Green 2-1.

### Receiving

**Vikings** – Harvin 5-84, Rice 4-40, Berrian 3-47, Taylor 2-15, Peterson 1-44, Shiancoe 1-12, Dugan 1-2.  
**Green Bay** – Jennings 7-81, Driver 6-63, Grant 3-21, D. Lee 4-24, Kuhn 2-22, Havner 2-21, J. Jones 1-42, A. Green 1-12.

### Sacks

**Vikings** – J. Allen 3.0, Edwards 2.0, P. Williams 1.0.  
**Green Bay** – None.

### Tackles

**Vikings** – Greenway 10-2-12, J. Allen 6-1-7, P. Williams 4-3-7, K. Williams 5-2-7.  
**Green Bay** – Barnett 7-2-9, Pickett 4-2-6, C. Matthews 4-1-5, T. Williams 4-1-5, Bigby 4-1-5.

### Interceptions

**Vikings** – None.  
**Green Bay** – None.

### GAME NOTES

- With the win the Vikings sweep the Packers in the season series for the 1<sup>st</sup> time since 2005.
- Brad Childress wins his 1<sup>st</sup> game at Lambeau field, in the Vikings 1<sup>st</sup> road victory over Green Bay since 2005.
- Brett Favre broke the NFL record for most career games with 4 or more TD passes.
- The game set a record for the largest regular season crowd at Lambeau field.
- With 860 kickoff return yards through the 1<sup>st</sup> 8 games of the season, rookie Percy Harvin sets a team record.
- Harvin becomes the 1st player in team history to have 3 games with 150+ kickoff return yards in a season and in a career.
- Jared Allen's 3.0 sacks on the day give him 7.5 on the season vs. Green Bay. That is a team record for most in a season vs. any opponent.
- With 6.0 sacks the Vikings end the season series with 14.0 sacks vs. the Packers. The Packers did not sack the Vikings in 2009.
- K Ryan Longwell played in his 200<sup>th</sup> career game.

# SEASON AT A GLANCE – GAME 9

## VIKINGS 27, LIONS 10

Mall of America Field at HHH Metrodome, November 15, 2009

Attendance – 63,854

	1	2	3	4	OT	Total
<b>Detroit</b> .....	0	3	7	0	-	10
<b>Minnesota</b> .....	3	7	7	10	-	27

Vikings - R. Longwell 22 yd. Field Goal (1<sup>st</sup> – 9:18)  
 Vikings – A. Peterson 22 yd. run (R. Longwell kick) (2<sup>nd</sup> – 10:48)  
 Lions – J. Hanson 38 yd. Field Goal (2<sup>nd</sup> – 0:04)  
 Vikings - A. Peterson 1 yd. run (R. Longwell kick) (3<sup>rd</sup> – 14:18)  
 Lions – W. Heller 8 yd. pass for M. Stafford (J. Hanson kick) (3<sup>rd</sup> – 8:14)  
 Vikings – J. Dugan 8 yd. pass from B. Favre (R. Longwell kick) (4<sup>th</sup> – 13:20)  
 Vikings – R. Longwell 35 yd. Field Goal (4<sup>th</sup> – 7:34)

	Lions	Vikings
First Downs .....	19	19
Rushes/Yards.....	22/93	31/152
Passing Yards.....	204	340
Punt Return Yards.....	2/19	4/11
KO Return Yards.....	4/95	2/29
Passes (A-C-I).....	51-29-0	31-20-0
Times Sacked/Yards.....	3/20	1/4
Punts.....	7/41.0	4/48.0
Fumbles/Lost.....	2/1	2/2
Penalties/Yards.....	4/40	13/91
Possession Time.....	29:37	30:23

### Passing

**Vikings** – Favre 20-29-344, 68.9%, 1 TD – 120.5 rating.  
 Jackson 0-2-0, 0.0% - 39.6 rating.  
**Lions** – Stafford 29-51-224, 56.9%, 1 TD – 74.3 rating.

### Rushing

**Vikings** – Peterson 18-133, Taylor 7-16, Harvin 1-7, Dugan 1-0.  
**Lions** – K. Smith 12-55, Stafford 4-28, M. Morris 6-10.

### Receiving

**Vikings** – Rice 7-201, Harvin 3-53, Shiancoe 3-43, Berrian 3-22, Peterson 2-10, Dugan 1-8, Taylor 1-7.  
**Lions** – C. Johnson 8-84, Northcutt 6-48, W. Heller 4-33, K. Smith 3-10, Pettigrew 2-23, B. Johnson 2-17, D. Williams 2-3,  
 M. Morris 1-4, J. Felton 1-2.

### Sacks

**Vikings** –Edwards 2.0, K. Williams 1.0.  
**Lions** – J. Cohen 1.0.

### Tackles

**Vikings** – Griffin 9-0-9, Henderson 8-1-9, C. Greenway 5-3-8, K. Williams 5-3-8, Edwards 6-1-7, T. Johnson 5-1-6.  
**Lions** – K. Simpson 7-1-8, P. Buchanon 7-0-7, J. Peterson 4-3-7, G. Jackson 3-2-5.

### Interceptions

**Vikings** – None.  
**Lions** – None.

### GAME NOTES

- Sidney Rice had a career-high 201 yards receiving, becoming the 4<sup>th</sup> player in team history to reach 200+ yards in a single-game.
- Adrian Peterson and Sidney Rice became the only tandem in team history with 3 games of 300+ combined yards. They combined for 334 on the day. They also combined for 319 yards against Baltimore (10/18/09) and 362 yards against San Diego (11/4/07).
- With 133 yards rushing, Peterson became the 7<sup>th</sup> Viking to reach 4,000 rushing yards in a career. It is a new team record and ties for 4<sup>th</sup> in NFL history for fewest games needed to reach 4,000 yards
- Peterson also set a team record for most TDs after the 1<sup>st</sup> 9-games of any season (11), moves into 4<sup>th</sup> place in team history with 33 career rushing TDs, and set a team record for most seasons with 10+ rushing TDs.
- Brett Favre played in his 300<sup>th</sup> consecutive game, including playoffs.
- Favre reach his 100th game with a passer rating of 100+.



# SEASON AT A GLANCE – GAME 10

## VIKINGS 35, SEAHAWKS 9

Mall of America Field at HHH Metrodome, November 22, 2009

Attendance – 63,854

	1	2	3	4	OT	Total
Seattle .....	0	0	3	6	-	9
Minnesota .....	0	21	7	7	-	35

Vikings - P. Harvin 23 yd. pass from B. Favre (R. Longwell kick) (2<sup>nd</sup> – 10:05)  
 Vikings - V. Shiancoe 8 yd. pass from B. Favre (R. Longwell kick) (2<sup>nd</sup> – 4:57)  
 Vikings - B. Berrian 3 yd. pass from B. Favre (R. Longwell kick) (2<sup>nd</sup> – 1:12)  
 Vikings - S. Rice 7 yd. pass from B. Favre (R. Longwell kick) (3<sup>rd</sup> – 4:08)  
 Seahawk - O. Mare 40 yd. Field Goal (3<sup>rd</sup> – 0:43)  
 Vikings - S. Rice 34 yd. pass from T. Jackson (R. Longwell kick) (4<sup>th</sup> – 10:21)  
 Seahawks - J. Forsett 1 yd. run (pass failed) (4<sup>th</sup> – 8:05)

	Seahawks	Vikings
First Downs .....	10	28
Rushes/Yards.....	12/4	37/160
Passing Yards.....	208	271
Punt Return Yards.....	2/13	3/30
KO Return Yards.....	5/103	2/35
Passes (A-C-I).....	29-19-1	33-28-0
Times Sacked/Yards.....	2/23	2/19
Punts.....	7/51.3	5/43.2
Fumbles/Lost.....	4/1	0/0
Penalties/Yards.....	10/64	5/31
Possession Time.....	17:49	42:11

### Passing

**Vikings** – Favre 22-25-213, 88.0%, 4 TDs – 141.7 rating.  
 Jackson 6-8-77, 75.0%, 1 TD – 144.3 rating.  
**Seahawks** – Hasselbeck 19-26-231, 73.1%, 1 INT – 84.0 rating.  
 Wallace 0-3-0, 0.0% - 39.6 rating.

### Rushing

**Vikings** – Peterson 24-82, Taylor 11-73, Jackson 2-5.  
**Seahawks** – Forsett 8-9, Hasselbeck 2-4, Griffith 1-0, Wallace 1-(-)9.

### Receiving

**Vikings** – Shiancoe 8-78, Rice 6-89, Harvin 5-79, Peterson 4-16, Taylor 2-12, Berrian 2-11, Tahi 1-5.  
**Seahawks** – Forsett 8-80, Burtleson 6-100, Houshmandzadeh 4-36, Branch 1-15.

### Sacks

**Vikings** – E.J. Henderson 1.0, Abdullah 1.0.  
**Seahawks** – D. Tapp 1.0, C. Redding 1.0.

### Tackles

**Vikings** – Edwards 8-3-11, J. Allen 5-1-6, Leber 3-2-5, E.J. Henderson 3-2-5.  
**Seahawks** – D. Hawthorne 11-4-15, Babineaux 6-5-11, D. Grant 4-6-10, C. Cole 5-2-7, L. Hill 5-1-6.

### Interceptions

**Vikings** – A. Allen, 1 (0).  
**Seahawks** – None.

### GAME NOTES

- Brett Favre set a new NFL record with his 22<sup>nd</sup> career 4-TD game.
- Brett Favre set a new team record and personal best for highest completion percentage in a game (20 attempt minimum) at 88%.
- Favre also set a new team record with his 4<sup>th</sup> 75.0+ completion percentage game.
- With 82 yards, Adrian Peterson broke into the top 10 all-time NFL rushing leaders in 1<sup>st</sup> 3 seasons with 4,100 yards.
- Favre moved into 2<sup>nd</sup> place in team history for most TD passes thrown in the 1<sup>st</sup> season with the Vikings with 21 (Jeff George has the record at 23).
- Asher Allen intercepted his 1<sup>st</sup> NFL pass.
- The Vikings defense only allowed 4 yards rushing, 2<sup>nd</sup> best in team history (-6 vs. Detroit, 12/10/06).
- Favre tied a team record for most wins in 1<sup>st</sup> season with the Vikings.
- Favre tied a team record for most 100+ QB rating games in a season (20 attempt minimum).
- The Vikings had 3 drives of 10+ plays, and 4 drives of 70+ yards.

# SEASON AT A GLANCE – GAME 11

## VIKINGS 36, BEARS 10

Mall of America Field at HHH Metrodome, November 22, 2009

Attendance – 63,854

	1	2	3	4	OT	Total
Chicago .....	0	7	3	0	-	10
Minnesota.....	0	24	3	9	-	36

Vikings – P. Harvin 15 yd. pass from B. Favre (R. Longwell kick) (2<sup>nd</sup> -14:56)  
 Bears - J. Knox 24 yd. pass from J. Cutler (R. Gould kick) (2<sup>nd</sup> – 12:12)  
 Vikings - C. Taylor 10 yd. pass from B. Favre (R. Longwell kick) (2<sup>nd</sup> – 8:06)  
 Vikings - R. Longwell 52 yd. Field Goal (2<sup>nd</sup> – 7:02)  
 Vikings - V. Shiancoe 6 yd. pass from B. Favre (R. Longwell kick) (2<sup>nd</sup> – 0:17)  
 Bears - R. Gould 38 yd. Field Goal (3<sup>rd</sup> – 12:44)  
 Vikings - R. Longwell 37 yd. Field Goal (3<sup>rd</sup> – 7:45)  
 Vikings - R. Longwell 20 yd. Field Goal (4<sup>th</sup> – 13:36)  
 Vikings - A. Peterson 5 yd. run (run failed) (4<sup>th</sup> – 6:35)

	Bears	Vikings
First Downs .....	8	31
Rushes/Yards.....	11/43	34/159
Passing Yards.....	126	378
Punt Return Yards.....	2/4	0/0
KO Return Yards.....	8/248	1/13
Passes (A-C-I).....	23-18-2	48-32-0
Times Sacked/Yards .....	4/21	1/14
Punts.....	5/44.2	2/39.0
Fumbles/Lost.....	2/1	2/1
Penalties/Yards.....	6/44	10/70
Possession Time.....	19:05	40:55

### Passing

**Vikings** – Favre 32-48-392, 66.7%, 3 TDs – 112.5 rating.  
**Bears** – Cutler 18-23-147, 78.3%, 2 INTs – 71.6 rating.

### Rushing

**Vikings** – Peterson 25-85, Taylor 4-33, Harvin 2-45.  
**Bears** – Forte 8-27, Cutler 3-16.

### Receiving

**Vikings** – Harvin 6-101, Rice 6-89, Berrian 6-74, Taylor 6-51, Shiancoe 5-51, Peterson 2-18, Tahi 1-8.  
**Bears** – Olsen 7-45, Forte 4-34, Bennett 3-14, Knox 1-24, Hester 1-20, Aromashodu 1-6, K. Bell 1-4.

### Sacks

**Vikings** – J. Allen 2.0, Edwards 1.0, P. Williams 1.0.  
**Bears** – Afalava 1.0.

### Tackles

**Vikings** – Greenway 4-3-7, M. Williams 2-5-7, E.J. Henderson 5-1-6, J. Allen 4-1-5, Griffin 4-1-5, Sapp 5-0-5.  
**Bears** – Hillenmeyer 7-2-9, Afalava 6-2-8, Bowman 6-1-7, Tillman 5-0-5, N. Roach 3-2-5.

### Interceptions

**Vikings** – J. Allen, 1 (-4), Griffin, 1 (0).  
**Bears** – None.

### GAME NOTES

- Brett Favre becomes the 1<sup>st</sup> player in NFL history to reach 500 career regular season combined TDs (rushing/passing) with 502.
- Ryan Longwell set a new team record for most career 50+ yard FGs made with 9.
- Visanthe Shiancoe tied a team record for most receiving TDs by a TE in a season.
- Favre tied former Viking Jim Marshall's record for consecutive games played by a position player at 282.
- Favre set a new team record for most TD passes throw in the 1<sup>st</sup> season on the team with 24.
- Favre set a new team record for fewest games needed to reach 10 wins.
- Favre tied a team record for most games in a season without an interception with 8.
- Favre ties a team record for most consecutive games with a 100+ QB rating (4). He also ties the team record of most 100+ ratings in a season with 8.
- The Vikings have now scored 30+ points 7 times this season, 2<sup>nd</sup> in team history.
- Jared Allen recorded his 1<sup>st</sup> INT as a Viking, and 2<sup>nd</sup> overall.
- Favre's 392 yards is a season-high, and the 4<sup>th</sup> best yardage day of his career.
- Percy Harvin had his 1<sup>st</sup> career 100+ yard receiving game.
- Adrian Peterson tied his career high with his 12<sup>th</sup> rushing TD of the season.
- The Vikings allowed the Bears only 2 yards on 12 plays in the second half, and for the 2<sup>nd</sup> consecutive week controlled the clock for over 40:00.

# SEASON AT A GLANCE – GAME 12

## CARDINALS 30, VIKINGS 17

University of Phoenix Stadium, December 6, 2009

Attendance – 64,121

	1	2	3	4	OT	Total
Minnesota.....	7	3	0	7	-	17
Arizona.....	7	14	6	3	-	30

Vikings - V. Shiancoe 3 yd. pass from B. Favre (R. Longwell kick) (1<sup>st</sup> – 9:47)  
 Cardinal - A. Boldin 2 yd. pass from K. Warner (N. Rackers kick) (1<sup>st</sup> – 4:49)  
 Cardinal - A. Boldin 39 yd. pass from K. Warner (N. Rackers kick) (2<sup>nd</sup> – 7:42)  
 Vikings - R. Longwell 25 yd. Field Goal (2<sup>nd</sup> – 1:55)  
 Cardinal - L. Fitzgerald 34 yd. pass from K. Warner (N. Rackers kick) (2<sup>nd</sup> – 1:14)  
 Cardinal - N. Rackers 31 yd. Field Goal (3<sup>rd</sup> – 7:45)  
 Cardinal - N. Rackers 30 yd. Field Goal (3<sup>rd</sup> – 3:19)  
 Cardinal - N. Rackers 29 yd. Field Goal (4<sup>th</sup> – 4:18)  
 Vikings - P. Harvin 31 yd. pass from B. Favre (R. Longwell kick) (4<sup>th</sup> – 1:20)

	Vikings	Cardinals
First Downs.....	22	20
Rushes/Yards.....	20/62	25/113
Passing Yards.....	253	285
Punt Return Yards.....	1/2	2/71
KO Return Yards.....	6/76	3/55
Passes (A-C-I).....	45-30-2	32-22-0
Times Sacked/Yards.....	3/22	0/0
Punts.....	6/52.5	3/40.7
Fumbles/Lost.....	0/0	1/1
Penalties/Yards.....	6/50	6/50
Possession Time.....	31:17	28:43

### Passing

**Vikings** – Favre 30-45-275, 66.7%, 2 TDs, 2 INTs – 79.4 rating.  
**Cardinals** – Warner 22-32-285, 68.8%, 3 TDs – 127.7 rating.

### Rushing

**Vikings** – Peterson 13-19, Taylor 5-21, Harvin 2-22.  
**Cardinals** – C. Wells 13-28, Hightower 6-50, Breaston 1-19, A. Rolle 1-9, J. Wright 1-8.

### Receiving

**Vikings** – Rice 7-72, Harvin 6-79, Peterson 6-46, Berrian 5-36, Taylor 4-28, Shiancoe 2-14.  
**Cardinals** – Fitzgerald 8-143, Boldin 7-98, Doucet 2-15, Hightower 1-8, Beaston 1-8, B. Patrick 1-7, J. Wright 1-4, Stephens-Howling 1-2.

### Sacks

**Vikings** – None.  
**Cardinals** – B. Berry 2.0, C. Campbell 1.0.

### Tackles

**Vikings** – E.J. Henderson 10-1-11, P. Williams 5-1-6, A. Allen 4-1-5, Greenway 4-1-5, Sanford 4-1-5, Sapp 5-0-5, M. Williams 5-0-5.  
**Cardinals** – Dansby 7-1-8, Rodgers-Cromartie 6-0-6, A. Rolle 6-0-6, A. Wilson 5-0-5.

### Interceptions

**Vikings** – None.  
**Cardinals** – M. Adams, 1 (17), Dansby, 1 (11).

### GAME NOTES

- Visanthe Shiancoe set a team record for most receiving TDs in a season by a TE with 9.
- Shiancoe moved into a tie for 2<sup>nd</sup> in team history for TEs with 17 career TDs. He ties Stu Voigt. Steven Jordan has the franchise record with 28.
- Percy Harvin moves into 3<sup>rd</sup> place for most rushing yards in a season by a receiver with 113. He trails Bob Grim (127 - 1971) & Anthony Carter (117 - 1991).
- Harvin also moves into 3<sup>rd</sup> place in team history for receiving TDs for a rookie with 6. Sammy White (10 – 1976) and Randy Moss (17 – 1998).
- Brett Favre played in his 283<sup>rd</sup> consecutive game, moving into sole possession of the most consecutive games played by a position player in NFL history, surpassing former Viking Jim Marshall, who traveled with the team for the event.
- Favre reached 3,000 yards passing for the 18<sup>th</sup> consecutive season, an NFL record.
- Favre becomes the 2<sup>nd</sup> quickest Vikings QB to reach 25 passing TDs in a season, doing it in 12 games. Daunte Culpepper did it in 9.
- Sidney Rice becomes the 10<sup>th</sup> player in team history to reach 1,000 yards receiving in a season.
- Harvin's 163 combined yards in the game give him a season total of 1,780, 2<sup>nd</sup> most in team history by a rookie. Adrian Peterson had 2,021 in 2007.

# SEASON AT A GLANCE – GAME 13

## VIKINGS 30, BENGALS 10

Mall of America Field at HHH Metrodome, December 13, 2009

Attendance – 63,854

	1	2	3	4	OT	Total
Cincinnati.....	0	7	0	3	-	10
Minnesota.....	0	16	7	7	-	30

Vikings - R. Longwell 41 yd. Field Goal (2<sup>nd</sup> – 14:28)  
 Vikings - S. Rice 9 yd. pass from B. Favre (R. Longwell kick) (2<sup>nd</sup> – 8:45)  
 Bengals - C. Ochocinco 15 yd. pass from C. Palmer (S. Graham kick) (2<sup>nd</sup> - 3:56)  
 Vikings - R. Longwell 23 yd. Field Goal (2<sup>nd</sup> – 0:35)  
 Vikings - R. Longwell 44 yd. Field Goal (2<sup>nd</sup> – 0:00)  
 Vikings - A. Peterson 1 yd. run (R. Longwell kick) (3<sup>rd</sup> – 8:40)  
 Bengals - S. Graham 22 yd. Field Goal (4<sup>th</sup> – 12:43)  
 Vikings - A. Peterson 3 yd. run (R. Longwell kick) (4<sup>th</sup> – 3:24)

	Bengals	Vikings
First Downs.....	13	21
Rushes/Yards.....	24/119	37/142
Passing Yards.....	91	180
Punt Return Yards.....	2/6	5/60
KO Return Yards.....	6/107	2/54
Passes (A-C-I).....	28-16-0	30-17-1
Times Sacked/Yards.....	1/12	2/12
Punts.....	7/41.0	3/44.7
Fumbles/Lost.....	2/1	1/0
Penalties/Yards.....	11/85	9/69
Possession Time.....	27:45	32:15

### Passing

**Vikings** – Favre 17-30-192, 56.7%, 1 TD, 1 INT – 73.2 rating.  
**Bengals** – Palmer 15-25-94, 60.0%, 1 TD – 81.1 rating.  
 O’Sullivan 1-3-9, 33.3% - 42.4 rating.

### Rushing

**Vikings** – Peterson 26-97, Taylor 5-25, Young 2-13, Favre 2-8.  
**Bengals** – C. Benson 16-96, Palmer 4-10, Leonard 1-9, L. Johnson 3-4.

### Receiving

**Vikings** – Berrian 4-43, Rice 4-39, Peterson 3-40, Taylor 2-32, Shiancoe 2-19, G. Lewis 2-19.  
**Bengals** – A. Caldwell 4-25, Ochocinco 3-27, Leonard 3-9, Foschi 2-19, Coats 2-13, L. Johnson 1-6, Benson 1-4.

### Sacks

**Vikings** – Robison 1.0.  
**Bengals** – J. Fanene 1.0, T. Johnson 1.0.

### Tackles

**Vikings** – Winfield 9-1-10, Greenway 6-3-9, Brinkley 4-1-5, Leber 4-1-5, K. Williams 5-0-5, M. Williams 3-2-5.  
**Bengals** – Dh. Jones 7-3-10, Ndukwe 5-2-7, L. Hall 5-2-7, Mauluga 2-4-6.

### Interceptions

**Vikings** – None.  
**Bengals** – L. Hall 1(1).

### GAME NOTES

- Adrian Peterson broke a 17-year old team record for most rushing TDs in a season.
- With their starts S Jamarca Sanford and LB Jasper Brinkley become the 1<sup>st</sup> defensive rookies to start at the positions in the same game since 2002.
- The Vikings record of 11-2 after 13 games ranks tied for 3<sup>rd</sup>-best in team history.
- Adrian Peterson’s 97 rushing yards move him into 5<sup>th</sup> place in team history for rushing yards in a career.
- Peterson also moved into 9<sup>th</sup> place all-time in NFL history for most rushing yards after 3 seasons, and 7<sup>th</sup> place all-time for rushing TDs after 3 seasons.
- Brett Favre becomes the first player in NFL history to reach 6,000 completions in a career.
- The Vikings 14-play FG drive in the 2<sup>nd</sup> quarter was the longest drive of the season.

# SEASON AT A GLANCE – GAME 14

## PANTHERS 26, VIKINGS 7

Bank of America Stadium, December 20, 2009

Attendance – 73,515

	1	2	3	4	OT	Total
Minnesota.....	0	7	0	0	-	7
Carolina.....	0	6	0	20	-	26

Panthers - B. Hoover 1 yd. pass from M. Moore (kick blocked) (2<sup>nd</sup> – 10:55)

Vikings - A. Peterson 4 yd. run (R. Longwell kick) (2<sup>nd</sup> – 5:01)

Panthers - S. Smith 42 yd. pass from M. Moore (pass failed) (4<sup>th</sup> – 14:49)

Panthers - J. Stewart 3 yd. run (J. Kasay kick) (4<sup>th</sup> – 9:18)

Panthers - J. Stewart 2 yd. pass from M. Moore (J. Kasay kick) (4<sup>th</sup> – 3:07)

	Vikings	Panthers
First Downs.....	10	23
Rushes/Yards.....	14/41	40/124
Passing Yards.....	196	273
Punt Return Yards.....	4/58	3/8
KO Return Yards.....	4/52	2/38
Passes (A-C-I).....	27-17-1	33-21-0
Times Sacked/Yards.....	4/28	2/26
Punts.....	8/46.6	7/41.1
Fumbles/Lost.....	1/1	3/0
Penalties/Yards.....	5/45	6/49
Possession Time.....	22:01	37:59

### Passing

**Vikings** – Favre 17-27-224, 62.9%, 1 INT – 73.7 rating.

**Panthers** – Moore 21-33-299, 63.6%, 3 TDs – 123.2 rating.

### Rushing

**Vikings** – Peterson 12-35, Taylor 2-6.

**Panthers** – J. Stewart 25-109, D. Williams 6-13, T. Sutton 2-9, Hoover 1-1, S. Smith 1-(-6).

### Receiving

**Vikings** – Rice 4-69, Peterson 3-73, Berrian 3-25, Shiancoe 3-24, Kleinsasser 2-16, Harvin 1-10, Taylor 1-7.

**Panthers** – S. Smith 9-157, J. King 3-17, Muhammad 2-29, J. Stewart 2-14, G. Barnidge 1-55, T. Sutton 1-12, D. Rosario 1-11, D. Williams 1-3, Hoover 1-1.

### Sacks

**Vikings** – J. Allen 1.0, Winfield 1.0.

**Panthers** – J. Anderson 1.0, Peppers 1.0, E. Brown 1.0, Wesley 1.0.

### Tackles

**Vikings** – Greenway 7-5-12, Brinkley 8-2-10, M. Williams 6-3-9, Winfield 8-1-9, J. Allen 4-4-8, Edwards 7-1-8.

**Panthers** – J. Anderson 9-2-11, C. Munnerlyn 4-1-5, R. Marshall 4-1-5, C. Gamble 3-1-4.

### Interceptions

**Vikings** – None.

**Panthers** – C. Harris, 1 (0).

### GAME NOTES

- Even with the loss, the Vikings clinch their 2<sup>nd</sup> consecutive NFC North Championship because of a Green Bay's loss. The last time the Vikings won back-to-back division titles was 1977-78.
- Adrian Peterson moved past Dave Osborn and into 5<sup>th</sup> place in team history for career rushing yards at 4,320. Peterson also passed Otis Anderson into 7<sup>th</sup> place in NFL all-time rushing in a player's 1<sup>st</sup> 3 seasons.
- Peterson also tied a record for most games in a season with a rushing TD at 10 with Terry Allen.
- Peterson's 63-yard reception in the 4<sup>th</sup> quarter was the longest reception of his career.
- Percy Harvin (1,017) became only the 9<sup>th</sup> player in team history to eclipse the 1,000 yard mark for kickoff returns in a season.
- Ray Edwards became the 1<sup>st</sup> Vikings player to block a PAT since Fernando Smith in 1995.
- The Vikings longest active streak of not allowing a 100-yard rusher ends at 36 games.

# SEASON AT A GLANCE – GAME 15

## BEARS 36, VIKINGS 30

Soldier Field, December 28, 2009

Attendance – 62,479

	1	2	3	4	OT	Total
Minnesota.....	0	0	13	17	0	30
Chicago .....	3	13	7	7	6	36

Bears - R. Gould 22 yd. Field Goal (1<sup>st</sup> – 7:24)  
 Bears - R. Gould 42 yd. Field Goal (2<sup>nd</sup> – 13:23)  
 Bears - G. Olsen 7 yd. pass from J. Cutler (R. Gould kick) (2<sup>nd</sup> – 5:56)  
 Bears - R. Gould 41 yd. Field Goal (2<sup>nd</sup> – 0:00)  
 Vikings - A. Peterson 1 yd. run (kick blocked) (3<sup>rd</sup> – 8:17)  
 Bears - D. Clark 2 yd. pass from J. Cutler (R. Gould kick) (3<sup>rd</sup> – 6:30)  
 Vikings - V. Shiancoe 6 yd. pass from B. Favre (R. Longwell kick) (3<sup>rd</sup> – 1:18)  
 Vikings - R. Longwell 41 yd. Field Goal (4<sup>th</sup> – 12:10)  
 Vikings - A. Peterson 1 yd. run (R. Longwell kick) (4<sup>th</sup> – 5:49)  
 Bears - E. Bennett 20 yd. pass from J. Cutler (R. Gould kick) (4<sup>th</sup> – 4:55)  
 Vikings - S. Rice 6 yd. pass from B. Favre (R. Longwell kick) (4<sup>th</sup> – 0:16)  
 Bears - D. Aromashodu 39 yd. pass from J. Cutler (OT – 9:15)

	Vikings	Bears
First Downs .....	26	19
Rushes/Yards.....	33/123	28/105
Passing Yards.....	300	258
Punt Return Yards.....	2/3	3/6
KO Return Yards.....	6/139	7/214
Passes (A-C-I).....	40-26-0	35-20-1
Times Sacked/Yards.....	3/21	2/15
Punts.....	6/35.5	5/45.6
Fumbles/Lost.....	2/2	0/0
Penalties/Yards.....	4/47	3/31
Possession Time.....	36:25	29:20

### Passing

**Vikings** – Favre 26-40-321, 65.0%, 2 TDs – 106.4 rating.  
**Bears** – Cutler 20-35-273, 57.1%, 4 TDs, 1 INT – 108.4 rating.

### Rushing

**Vikings** – Peterson 24-94, Taylor 8-29, Harvin 1-0.  
**Bears** – Forte 21-74, K. Bell 4-21, Cutler 3-10.

### Receiving

**Vikings** – Rice 6-56, Shiancoe 4-40, Harvin 4-40, Berrian 3-58, Peterson 3-43, Taylor 2-26, Kleinsasser 2-22, Lewis 1-27, Dugan 1-9.  
**Bears** – Aromashodu 7-150, D. Clark 5-39, Olsen 3-47, E. Bennett 3-35, R. Davis 1-9, Forte 1-(-)7.

### Sacks

**Vikings** – Edwards 1.0, Robison 1.0.  
**Bears** – M. Anderson 1.0, A. Brown 1.0, TEAM 1.0.

### Tackles

**Vikings** – Greenway 9-4-13, Leber 8-2-10, Brinkley 6-3-9, Kennedy 6-3-9, T. Johnson 5-3-8.  
**Bears** – Hillenmeyer 13-2-15, Manning 6-2-8, Tillman 6-1-7, J. Bullocks 6-0-6, A. Adams, 4-2-6, Bowman 4-2-6, Briggs 3-3-6.

### Interceptions

**Vikings** – Griffin, 1 (-2).  
**Bears** – None.

### GAME NOTES

- It is the 1<sup>st</sup> time in Vikings history and 2<sup>nd</sup> time in NFL history that 6 players on the same team have had 40+ receptions in a season. The only other time it was done was in 1983 by the Dallas Cowboys.
- Adrian Peterson becomes the 3<sup>rd</sup> player in NFL history to start his career with 3 consecutive seasons of 1,300 yards rushing and 10 or more rushing TDs.
- Peterson (4,430) moves into 5<sup>th</sup> place in Vikings history for career rushing yards, and 5<sup>th</sup> place in NFL history for rushing yards after 3 seasons.
- Peterson set a team record for most games in a season with a rushing TD with 11.
- Percy Harvin's 4 receptions move him into 2<sup>nd</sup> place in team history for receptions in a season by a rookie with 53 (Moss, 69 – 1998).
- Brett Favre becomes the 2<sup>nd</sup> player in NFL history to reach 60 career games with 300+ yards passing (Dan Marino, 63).
- Favre set a team record for most games in a season without an INT thrown (min. 20 attempts) at 9.
- Favre set a team record for most games in a season with a passer rating over 100 at 9.
- Peterson's 12 points put him over 100 for this season, joining Ryan Longwell to tie a team record for most players with 100+ points in a season.
- Visanthe Shiancoe becomes only the 5<sup>th</sup> player in team history to have 10 receiving TDs in a season.
- Bernard Berrian becomes only the 5<sup>th</sup> Vikings player to reach 1,500 receiving yards in his 1<sup>st</sup> 2 seasons with the team. He is 4<sup>th</sup> in team history 1,568 yards after 2 seasons.

# SEASON AT A GLANCE – GAME 16

## VIKINGS 44, GIANTS 7

Mall of America Field at HHH Metrodome, January 3, 2010

Attendance – 63,854

	1	2	3	4	OT	Total
New York Giants .....	0	0	0	7	0	7
Minnesota.....	7	24	13	0	0	44

Vikings - V. Shiancoe 10 yd. pass from B. Favre (R. Longwell kick) (1<sup>st</sup> – 12:57)

Vikings - R. Longwell 36 yd. Field Goal (2<sup>nd</sup> – 14:46)

Vikings - A. Peterson 1 yd. run (R. Longwell kick) (2<sup>nd</sup> – 8:52)

Vikings - S. Rice 4 yd. pass from B. Favre (R. Longwell kick) (2<sup>nd</sup> – 2:39)

Vikings - S. Rice 12 yd. pass from B. Favre (R. Longwell kick) (2<sup>nd</sup> – 0:07)

Vikings - R. Longwell 24 yd. Field Goal (3<sup>rd</sup> – 8:05)

Vikings - N. Tahi 1 yd. pass from B. Favre (R. Longwell kick) (3<sup>rd</sup> – 6:13)

Vikings - R. Longwell 27 yd. Field Goal (3<sup>rd</sup> – 0:10)

Giants - D. Ware 1 yd. run (L. Tynes kick) (4<sup>th</sup> – 9:11)

	Giants	Vikings
First Downs .....	11	28
Rushes/Yards.....	12/35	32/129
Passing Yards.....	146	358
Punt Return Yards.....	0/0	4/23
KO Return Yards.....	9/186	2/32
Passes (A-C-I).....	28-20-1	37-29-0
Times Sacked/Yards .....	3/21	0/0
Punts .....	7/43.7	2/38.0
Fumbles/Lost.....	2/1	4/0
Penalties/Yards.....	13/95	8/45
Possession Time.....	23:08	36:52

### Passing

**Vikings** – Favre 25-31-316, 80.6%, 4 TDs – 148.7 rating.

Jackson 4-6-42, 66.7% - 86.8 rating.

**Giants** – Manning 17-23-141, 73.9%, 1 INT – 71.1 rating.

Carr 3-5-26, 60.0% - 73.8 rating.

### Rushing

**Vikings** – Peterson 9-54, Young 10-40, Harvin 1-22, Taylor 7-12, Tahi 1-2, Favre 1-2.

**Giants** – D. Ware 5-22, A. Bradshaw 7-13.

### Receiving

**Vikings** – Shiancoe 7-94, Harvin 7-59, Rice 6-112, Berrian 2-50, Taylor 2-17, Kleinsasser 2-17, Dugan 1-7, Peterson 1-1, Tahi 1-1.

**Giants** – S. Smith 10-57, A. Bradshaw 2-33, D. Hagan 2-31, D. Ware 2-19, Beckum 2-16, Barden 1-16, Nicks 1-(-)5.

### Sacks

**Vikings** – J. Allen 1.0, Edwards 1.0, Robison 1.0.

**Giants** – None.

### Tackles

**Vikings** – Leber 5-1-6, Greenway 4-1-5, Sapp 5-0-5, A. Allen 4-1-5, Sanford 3-1-4.

**Giants** – M. Boley 7-1-8, M. Johnson 6-2-8, T. Thomas 6-0-6, B. Johnson 5-0-5, Kiwanuka 2-3-5.

### Interceptions

**Vikings** – Greenway, 1 (0).

**Giants** – None.

### GAME NOTES

- The win, coupled with the Eagles loss secured the 2<sup>nd</sup> seed in the NFC and a 1<sup>st</sup> round bye for the Vikings.
- This marks the 3<sup>rd</sup> time in team history that the Vikings have finished 8-0-0 at home.
- Percy Harvin set a new team record for most combined yards in a season with 2,081 combined yards.
- Harvin set a team record for most rushing yards in a season by a WR with 135.
- Harvin finishes the season with the 2<sup>nd</sup> most receptions by a rookie with 60 (Moss, 69 – 1998).
- Adrian Peterson set a team record for most games in a season with a TD (12).
- Brett Favre set an NFL record for most NFL regular season games started in a career.
- Favre finished the season with the 2<sup>nd</sup> highest completion percentage in team history at 68.4. Favre also finished with the 2<sup>nd</sup> highest passer rating in team history at 107.2 (Culpepper 69.2, 110.9 – 2004).
- Favre become the 1<sup>st</sup> QB in NFL history to have 100 career games with a 100+ QB rating.
- Favre tied a team record for most games in a season with 300+ passing yards (6).
- Favre set a team record for lowest INT percentage in a season (1.3).
- The duo of Adrian Peterson and Sidney Rice ended the season 2<sup>nd</sup> best in team history with 3,131 combined yards in a season.
- Ryan Longwell set a career-high in points scored and tied for 2<sup>nd</sup> most by a Viking in a season (132).
- Naufahu Tahi scored his 1<sup>st</sup> career TD.

# SEASON AT A GLANCE – NFC DIVISIONAL PLAYOFFS

## VIKINGS 34, COWBOYS 3

Mall of America Field at HHH Metrodome, January 17, 2010

Attendance – 63,547

	1	2	3	4	OT	Total
Dallas.....	0	3	0	0	0	0
Minnesota.....	7	10	0	17	0	0

Vikings - S. Rice 47 yd. pass from B. Favre (R. Longwell kick) (1<sup>st</sup> – 4:04)  
 Cowboy - S. Suisham 33 yd. Field Goal (2<sup>nd</sup> – 12:11)  
 Vikings - S. Rice 16 yd. pass from B. Favre (R. Longwell kick) (2<sup>nd</sup> – 7:23)  
 Vikings - R. Longwell 23 yd. Field Goal (2<sup>nd</sup> – 3:46)  
 Vikings - R. Longwell 28 yd. Field Goal (4<sup>th</sup> – 14:23)  
 Vikings - S. Rice 45 yd. pass from B. Favre (R. Longwell kick) (4<sup>th</sup> – 7:32)  
 Vikings - V. Shiancoe 11 yd. pass from B. Favre (R. Longwell kick) (4<sup>th</sup> – 1:55)

	Cowboys	Vikings
First Downs.....	16	16
Rushes/Yards.....	25/92	33/109
Passing Yards.....	156	214
Punt Return Yards.....	1/0	0/0
KO Return Yards.....	7/108	0/0
Passes (A-C-I).....	35-22-1	24-15-0
Times Sacked/Yards.....	6/42	3/20
Punts.....	3/45.7	5/45.6
Fumbles/Lost.....	4/2	0/0
Penalties/Yards.....	2/10	8/50
Possession Time.....	30:34	29:26

### Passing

**Vikings** – Favre 15-24-234, 62.5%, 4 TDs – 134.4 rating.  
**Cowboys** – Romo 22-35-198, 62.9%, 1 INT – 66.1 rating.

### Rushing

**Vikings** – Peterson 26-63, Taylor 4-23, Harvin 3-23.  
**Cowboys** – F. Jones 14-69, M. Barber 8-14, M. Austin 1-8, T. Choice 1-1, Romo 1-0.

### Receiving

**Vikings** – Rice 6-141, Berrian 3-32, Taylor 2-16, Peterson 1-19, Kleinsasser 1-14, Shiancoe 1-11, Harvin 1-1.  
**Cowboys** – J. Witten 10-98, M. Austin 4-34, M. Bennett 3-27, F. Jones 3-22, P. Crayton 2-17.

### Sacks

**Vikings** – Edwards 3.0, J. Allen 1.0, Kennedy 1.0, Greenway 1.0.  
**Cowboys** – J. Ratliff 1.0, A. Spencer 1.0, D. Ware 1.0.

### Tackles

**Vikings** – Leber 9-1-10, Griffin 8-1-9, Edwards 7-1-8, Greenway 6-2-8, Brinkley 7-0-7.  
**Cowboys** – A. Spencer 9-1-10, K. Brooking 5-5-10, T. Newman 5-3-8, D. Ware 4-4-8

### Interceptions

**Vikings** – Leber, 1 (10).  
**Cowboys** – None.

### GAME NOTES

- The game was the Vikings 7<sup>th</sup> postseason matchup vs. the Cowboys, which ties the most vs. any opponent in team postseason history.
- Sidney Rice tied the NFL, and broke the team, record for most receiving TDs in a postseason game with his 3.
- Rice also tied a team postseason record for most points and a game and most total touchdowns in a game.
- Brett Favre became the first 40-year old QB to win a playoff game.
- Favre tied a team record for passing TDs in a postseason game.
- Favre's 134.4 passer rating ranks as 2<sup>nd</sup> highest in team history (Culpepper – 137.1, 1995).
- Ray Edwards tied a team record for sacks single postseason game and also in an entire postseason with 3.0.
- The Vikings 6.0 sacks are a new team postseason record.
- The 31-point margin of defeat is 2<sup>nd</sup> best in team postseason history.
- The Vikings set a team record for fewest points allowed in a postseason game.



# SEASON AT A GLANCE – NFC CHAMPIONSHIP GAME

## SAINTS 31, VIKINGS 28

Louisiana Superdome, January 24, 2010

Attendance – 71,276

	1	2	3	4	OT	Total
Minnesota.....	14	0	7	7	0	28
New Orleans.....	7	7	7	7	3	31

Vikings - A. Peterson 19 yd. run (R. Longwell kick) (1<sup>st</sup> – 9:35)  
 Saints - P. Thomas 38 yd. pass from D. Brees (G. Hartley kick) (1<sup>st</sup> – 6:30)  
 Vikings - S. Rice 5 yd. pass from B. Favre (R. Longwell kick) (1<sup>st</sup> – 2:11)  
 Saints - D. Henderson 9 yd. pass from D. Brees (G. Hartley kick) (2<sup>nd</sup> – 10:30)  
 Saints - P. Thomas 9 yd. run (G. Hartley kick) (3<sup>rd</sup> – 7:35)  
 Vikings - A. Peterson 1 yd. run (R. Longwell kick) (3<sup>rd</sup> – 7:35)  
 Saints - R. Bush 5 yd. pass from D. Brees (G. Hartley kick) (4<sup>th</sup> – 12:39)  
 Vikings - A. Peterson 2 yd. run (R. Longwell kick) (4<sup>th</sup> – 4:58)  
 Saints - G. Hartley 40 yd. Field Goal (OT – 10:15)

	Vikings	Saints
First Downs .....	31	15
Rushes/Yards.....	36/165	23/68
Passing Yards.....	310	189
Punt Return Yards.....	3/15	1/0
KO Return Yards.....	2/33	6/183
Passes (A-C-I).....	46-28-2	31-17-0
Times Sacked/Yards.....	0/0	1/8
Punts.....	4/39.0	7/51.3
Fumbles/Lost.....	6/3	3/1
Penalties/Yards.....	5/32	9/88
Possession Time.....	36:49	27:56

### Passing

**Vikings** – Favre 28-46-310, 60.8%, 1 TD, 2 INTs – 70.0 rating.

**Saints** – Brees 17-31-197, 54.8%, 3 TDs – 106.5 rating.

### Rushing

**Vikings** – Peterson 25-122, Taylor 6-28, Harvin 4-15, Favre 1-0.

**Saints** – P. Thomas 14-61, R. Bush 2-8, Brees 1-0, L. Hamilton 1-(-)1.

### Receiving

**Vikings** – Berrian 9-102, Harvin 5-38, Shiancoe 4-83, Rice 4-43, Taylor 3-18, Peterson 2-14, Kleinsasser 1-12.

**Saints** – D. Henderson 4-39, D. Thomas 3-32, P. Thomas 2-38, R. Bush 2-33, M. Colston 2-22, R. Meachem 2-19, J. Shockey 1-9, L. Moore 1-5.

### Sacks

**Vikings** – Edwards 1.0.

**Saints** – None.

### Tackles

**Vikings** – Greenway 6-3-9, Leber 7-1-8, K. Williams 6-2-8, M. Williams 6-0-6, P. Williams 3-3-6.

**Saints** – D. Sharper 7-4-11, S. Shanle 8-2-10, T. Porter 8-0-8, J. Greer 7-1-8, R. Harper 6-1-7.

### Interceptions

**Vikings** – None.

**Saints** – T. Porter 1(26), J. Vilma 1(3).

### GAME NOTES

- Brett Favre set an NFL career record for most completions in postseason history with 481, surpassing 460.
- Favre set an NFL record for most passing yards in postseason history with 5,855, surpassing Montana at 5,772.
- Favre's 310 yards passing yards ranks third in team postseason history.
- Adrian Peterson set a team record for most rushing TDs in a playoff game with 3. His 3 total touchdowns also tie a team playoff record with Sidney Rice (set in this season's Divisional Round with 3 receiving TDs) and Leroy Hoard.
- Peterson's 122 rushing yards ranks 3<sup>rd</sup> in team playoff history, training Robert Smith's 140 in 2000 and 124 in 1999.
- The Vikings had no more than 2 turnovers in any game all season, but turned it over 5 times vs. the Saints.
- All four of the Vikings scoring drives were seven or more plays and 50 or more yards long.

## MINNESOTA VIKINGS CAREER SCORING

PLAYER	TDs	PA	RU	REC	INT	KR	PR	FUM	BL-FG	BL-PT	PAT	RU-2pt	PA-2pt	FG	S	PTS
Allen	1	-	-	-	-	-	-	1	-	-	-	-	-	-	3	12
Berrian	12	-	-	11	-	-	1	-	-	-	-	-	-	-	-	72
Dugan	3	-	-	3	-	-	-	-	-	-	-	-	-	-	-	18
Edwards	1	-	-	-	-	-	-	1	-	-	-	-	-	-	-	6
Favre	33	33	-	-	-	-	-	-	-	-	-	-	-	-	-	-
Greenway	1	-	-	-	1	-	-	-	-	-	-	-	-	-	-	6
Griffin	1	-	-	-	-	-	-	1	-	-	-	-	-	-	-	6
Harvin	8	-	-	6	-	2	-	-	-	-	-	-	-	-	-	48
Henderson	1	-	-	-	1	-	-	-	-	-	-	-	-	-	-	6
Jackson	25	21	4	-	-	-	-	-	-	-	-	2	-	-	-	28
Kleinsasser	7	-	1	6	-	-	-	-	-	-	-	-	-	-	-	42
Leber	1	-	-	-	-	-	-	1	-	-	-	-	-	-	-	6
Lewis	1	-	-	1	-	-	-	-	-	-	-	-	-	-	-	6
Longwell	1	1	-	-	-	-	-	-	-	-	161	-	-	96	-	449
Peterson	41	-	40	1	-	-	-	-	-	-	-	-	-	-	-	246
Rice	16	-	-	16	-	-	-	-	-	-	-	-	-	-	-	96
Shiancoe	19	-	-	19	-	-	-	-	-	-	-	-	-	-	-	114
Tahi	1	-	1	-	-	-	-	-	-	-	-	-	-	-	-	6
Taylor	22	1	18	3	-	-	-	-	-	-	-	-	-	-	-	126
K. Williams	4	-	-	-	2	-	-	2	-	-	-	-	-	-	-	24
Winfield	4	-	-	-	2	-	-	1	1	-	-	-	-	-	-	24

# NFL CAREER SCORING

PLAYER	TDs	PA	RU	REC	INT	KR	PR	FUM	BL-FG	BL-PT	PAT	RU-2pt	PA-2pt	FG	S	PTS
Allen	3	-	-	2	-	-	-	1	-	-	-	-	-	-	3	24
Berrian	25	-	-	24	-	-	1	-	-	-	-	-	-	-	-	150
Dugan	3	-	-	3	-	-	-	-	-	-	-	-	-	-	-	18
Edwards	1	-	-	-	-	-	-	1	-	-	-	-	-	-	-	6
Favre	511	497	14	-	-	-	-	-	-	-	-	-	16	-	-	116
Greenway	1	-	-	-	1	-	-	-	-	-	-	-	-	-	-	6
Griffin	1	-	-	-	-	-	-	1	-	-	-	-	-	-	-	6
Harvin	8	-	-	6	-	2	-	-	-	-	-	-	-	-	-	48
Henderson	1	-	-	-	1	-	-	-	-	-	-	-	-	-	-	6
Jackson	25	21	4	-	-	-	-	-	-	-	-	2	-	-	-	28
Kleinsasser	7	-	1	6	-	-	-	-	-	-	-	-	-	-	-	42
Leber	1	-	-	-	-	-	-	1	-	-	-	-	-	-	-	6
Lewis	8	-	-	8	-	-	-	-	-	-	-	-	-	-	-	48
Longwell	1	1	-	-	-	-	-	-	-	-	536	-	-	322	-	1,502
Peterson	41	-	40	1	-	-	-	-	-	-	-	-	-	-	-	246
Rice	16	-	-	16	-	-	-	-	-	-	-	-	-	-	-	96
Rosenfels	31	30	1	-	-	-	-	-	-	-	-	-	-	-	-	6
Shiancoe	22	-	-	22	-	-	-	-	-	-	-	-	-	-	-	132
Tahi	1	-	1	-	-	-	-	-	-	-	-	-	-	-	-	6
Taylor	29	1	22	6	-	-	-	-	-	-	-	-	-	-	-	168
K. Williams	4	-	-	-	2	-	-	2	-	-	-	-	-	-	-	24
M. Williams	1	-	-	-	1	-	-	-	-	-	-	-	-	-	-	6
P. Williams	2	-	-	-	1	-	-	1	-	-	-	-	-	-	-	12
Winfield	4	-	-	-	2	-	-	1	1	-	-	-	-	-	-	24



**SHOW YOUR  
HORNS**

## **UPDATED PLAYER BIOS**

- Includes Updated Career Statistics

# 2009 VIKINGS PLAYER BIOS

**#39 HUSAIN ABDULLAH • S**  
2nd Year Vikings/2nd Year NFL • Washington State

## 2009 SEASON HIGHLIGHTS

- Ranked 5th on the Vikings with 17 special teams tackles.
- Visited the University of Minnesota Amplatz Children's Hospital with teammates and the Vikings Women's Organization on 10/27.
- Older brother, Hamza, was signed as a S in Week 16 by Arizona... and played for Denver from 2005-08 and was his college teammate.

## ABDULLAH IN THE PLAYOFFS

- Championship at New Orleans** - Tied for the team lead with a career-high 3 tackles on special teams.
- Divisional vs. Dallas** - Tallied a pair of solo special teams tackles.

### ABDULLAH'S 2009 PLAYOFF TOTALS

OPPONENT	DEFENSIVE										SPECIAL TEAMS				
	G/GS	U	A	TT	SK	INT	PBU	TFL	QBH	FF/FR	U	A	TT	FF/FR	BK
vs. Dallas - 1/17/10	1/0	0	0	0	0.0	0(0)	0	0.0	0	0/0	2	0	2	0/0	0
at New Orleans - 1/24/10	1/0	0	0	0	0.0	0(0)	0	0.0	0	0/0	2	1	3	0/0	0
<b>2009 PLAYOFF TOTALS</b>	<b>2/0</b>	<b>0</b>	<b>0</b>	<b>0</b>	<b>0.0</b>	<b>0(0)</b>	<b>0</b>	<b>0.0</b>	<b>0</b>	<b>0/0</b>	<b>4</b>	<b>1</b>	<b>5</b>	<b>0/0</b>	<b>0</b>

### ABDULLAH'S CAREER PLAYOFF TOTALS

YEAR TEAM	DEFENSIVE										SPECIAL TEAMS				
	G/GS	U	A	TT	SK	INT	PBU	TFL	QBH	FF/FR	U	A	TT	FF/FR	BK
2008 Minnesota	1/0	0	0	0	0.0	0(0)	0	0.0	0	0/0	1	0	1	0/0	0
2009 Minnesota	2/0	0	0	0	0.0	0(0)	0	0.0	0	0/0	4	1	5	0/0	0
<b>CAREER PLAYOFF TOTALS</b>	<b>3/0</b>	<b>0</b>	<b>0</b>	<b>0</b>	<b>0.0</b>	<b>0(0)</b>	<b>0</b>	<b>0.0</b>	<b>0</b>	<b>0/0</b>	<b>5</b>	<b>1</b>	<b>6</b>	<b>0/0</b>	<b>0</b>

\* - Wild Card; # - Divisional; @ - Championship; \$ - Super Bowl  
Abdullah's Career Playoff Highs  
Special Teams Tackles 3..... at New Orleans@, 1/24/10

## 2009 REGULAR SEASON

- Finished the season strong with a career-high 4 tackles (2 solo) on kick-off coverage against the N.Y. Giants in the season finale.
- Registered his 1st career sack in the 4th quarter against Seattle in Week 11, dropping Seneca Wallace for a loss of 14 yards.
- Recorded his 1st career defensive stats at St. Louis in Week 5 with 3 tackles in the 4th quarter.

## CAREER NOTES

- Led the team with 24 special teams tackles in 2008, marking the 7th time in Vikings history a rookie has achieved the feat.
- One of 3 rookie free agents to make the Vikings opening day roster in 2008 and was the only one to play in all 16 games.
- Husain and his wife, Zhavon, have a son, Jalaal, and a daughter, Kameela.

2009 GP/GS: 14/0      Career GP/GS: 30/0      Playoffs GP/GS: 2/0

### SEASON AND CAREER STATISTICS

OPPONENT	DEFENSIVE										SPECIAL TEAMS				
	G/GS	U	A	TT	SK	INT	PBU	TFL	QBH	FF/FR	U	A	TT	FF/FR	BK
at Cleveland - 9/13	1/0	0	0	0	0.0	0(0)	0	0	0	0/0	1	0	1	0/0	0
at Detroit - 9/20															
San Francisco - 9/27															
Green Bay - 10/5	1/0	0	0	0	0.0	0(0)	0	0	0	0/0	1	0	1	0/0	0
at St. Louis - 10/11	1/0	2	1	3	0.0	0(0)	0	0	0	0/0	0	0	0	0/0	0
Baltimore - 10/18	1/0	0	0	0	0.0	0(0)	0	0	0	0/0	1	1	2	0/0	0
at Pittsburgh - 10/25	1/0	0	0	0	0.0	0(0)	0	0	0	0/0	1	1	2	0/0	0
at Green Bay - 11/1	1/0	0	0	0	0.0	0(0)	0	0	0	0/0	1	1	2	0/0	0
Detroit - 11/15	1/0	0	0	0	0.0	0(0)	0	0	0	0/0	1	0	1	0/0	0
Seattle - 11/22	1/0	1	0	1	1.0	0(0)	0	0	0	0/0	0	0	0	0/0	0
Chicago - 11/29	1/0	0	0	0	0.0	0(0)	0	0	0	0/0	2	0	2	0/0	0
at Arizona - 12/6	1/0	0	0	0	0.0	0(0)	0	0	0	0/0	0	0	0	0/0	0
Cincinnati - 12/13	1/0	0	0	0	0.0	0(0)	0	0	0	0/0	0	0	0	0/0	0
at Carolina - 12/20	1/0	0	0	0	0.0	0(0)	0	0	0	0/0	0	0	0	0/0	0
at Chicago - 12/28	1/0	0	0	0	0.0	0(0)	0	0	0	0/0	1	1	2	0/0	0
N.Y. Giants - 1/3	1/0	0	0	0	0.0	0(0)	0	0	0	0/0	2	2	4	0/0	0
<b>2009 TOTALS</b>	<b>14/0</b>	<b>3</b>	<b>1</b>	<b>4</b>	<b>1.0</b>	<b>0(0)</b>	<b>0</b>	<b>0</b>	<b>0</b>	<b>0/0</b>	<b>11</b>	<b>6</b>	<b>17</b>	<b>0/0</b>	<b>0</b>
<b>CAREER TOTALS (2008-)</b>	<b>30/0</b>	<b>3</b>	<b>1</b>	<b>4</b>	<b>1.0</b>	<b>0(0)</b>	<b>0</b>	<b>0</b>	<b>0</b>	<b>0/0</b>	<b>23</b>	<b>18</b>	<b>41</b>	<b>0/0</b>	<b>0</b>

Abdullah's 2009 Season Highs  
Tackles..... 3..... at St. Louis, 10/11/09  
Special Teams Tackles 4..... vs. N.Y. Giants, 1/3/10  
Sacks..... 1.0..... vs. Seattle, 11/22/09

Abdullah's Career Highs  
Tackles..... 3..... at St. Louis, 10/11/09  
Special Teams Tackles 4..... vs. N.Y. Giants, 1/3/10  
Sacks..... 1.0..... vs. Seattle, 11/22/09

**#21 ASHER ALLEN • CB**  
Rookie • Georgia

## 2009 SEASON HIGHLIGHTS

- Showed a knack for the big play with a sack, forced fumble and INT, despite not playing the first 6 games of the season.
- Had a sack and forced fumble in his 1st career game at Pittsburgh.
- Activated in Week 7 after being inactive for the 1st 6 games of the season.

## ASHER ALLEN IN THE PLAYOFFS

- Championship at New Orleans** - Had 1 solo tackle on special teams.
- Divisional vs. Dallas** - Recorded one solo tackle in his postseason debut.

### ASHER ALLEN'S 2009 PLAYOFF AND CAREER TOTALS

OPPONENT	DEFENSIVE										SPECIAL TEAMS				
	G/GS	U	A	TT	SK	INT	PBU	TFL	QBH	FF/FR	U	A	TT	FF/FR	BK
vs. Dallas - 1/17/10	1/0	1	0	1	0.0	0(0)	0	0.0	0	0/0	0	0	0	0/0	0
at New Orleans - 1/24/10	1/0	0	0	0	0.0	0(0)	0	0.0	0	0/0	1	0	1	0/0	0
<b>2009 PLAYOFF TOTALS</b>	<b>2/0</b>	<b>1</b>	<b>0</b>	<b>1</b>	<b>0.0</b>	<b>0(0)</b>	<b>0</b>	<b>0.0</b>	<b>0</b>	<b>0/0</b>	<b>1</b>	<b>0</b>	<b>1</b>	<b>0/0</b>	<b>0</b>

\* - Wild Card; # - Divisional; @ - Championship; \$ - Super Bowl  
Allen's Career Playoff Highs  
Tackles..... 1..... vs. Dallas#, 1/17/10  
Special Teams Tackles 1..... at New Orleans@, 1/24/10

## 2009 REGULAR SEASON

- Came off the bench to equal a career best with 5 tackles in the season finale against the N.Y. Giants.
- Tied a career and season high with 5 tackles in his 1st career start, as the nickel CB, in Week 13 at Arizona.
- Stopped a Seattle drive in Week 11 with a 4th-quarter INT, picking off Matt Hasselbeck at the Minnesota 15-yard line for his 1st career INT.
- Had a career-best 5 tackles, including 1 for a loss in Week 10 against Detroit.
- Recorded career highs in tackles (3) and special teams tackles (2) at Green Bay in Week 8.
- Made a big impact in his pro debut at Pittsburgh in Week 7, recording a tackle on special teams as well as recording a sack and forced fumble in the 4th quarter on 3rd down, forcing the Steelers to punt.

## CAREER NOTES

- One of 5 Vikings drafted 2009, taken in the 3rd Round with 86th overall pick.
- Declared for the draft following his junior season and was one of 4 SEC players taken by the Vikings in the 2009 Draft.
- Cousin of Pro Bowl Hall of Fame WR Michael Irvin.

2009 GP/GS: 10/1      Career GP/GS: 10/1      Playoffs GP/GS: 1/0

### SEASON AND CAREER STATISTICS

OPPONENT	DEFENSIVE										SPECIAL TEAMS				
	G/GS	U	A	TT	SK	INT	PBU	TFL	QBH	FF/FR	U	A	TT	FF/FR	BK
at Cleveland - 9/13															
at Detroit - 9/20															
San Francisco - 9/27															
Green Bay - 10/5															
at St. Louis - 10/11															
Baltimore - 10/18															
at Pittsburgh - 10/25	1/0	2	0	2	1.0	0(0)	0	0	0	1/0	1	0	1	0/0	0
at Green Bay - 11/1	1/0	3	0	3	0.0	0(0)	0	0	0	0/0	1	1	2	0/0	0
Detroit - 11/15	1/0	4	1	5	0.0	0(0)	0	1	0	0/0	0	0	0	0/0	0
Seattle - 11/22	1/0	1	0	1	0.0	1(0)	0	0	0	0/0	0	0	0	0/0	0
Chicago - 11/29	1/0	1	0	1	0.0	0(0)	1	0	0	0/0	0	0	0	0/0	0
at Arizona - 12/6	1/1	4	1	5	0.0	0(0)	0	0	0	0/0	0	0	0	0/0	0
Cincinnati - 12/13	1/0	1	0	1	0.0	0(0)	0	0	0	0/0	0	0	0	0/0	0
at Carolina - 12/20	1/0	0	0	0	0.0	0(0)	0	0	0	0/0	0	0	0	0/0	0
at Chicago - 12/28	1/0	0	0	0	0.0	0(0)	0	0	0	0/0	0	0	0	0/0	0
N.Y. Giants - 1/3	1/0	4	1	5	0.0	0(0)	0	0	0	0/0	1	0	1	0/0	0
<b>2009 TOTALS</b>	<b>10/1</b>	<b>20</b>	<b>3</b>	<b>23</b>	<b>1.0</b>	<b>1(0)</b>	<b>1</b>	<b>1</b>	<b>0</b>	<b>1/0</b>	<b>3</b>	<b>1</b>	<b>4</b>	<b>0/0</b>	<b>0</b>

Asher Allen's Season and Career Highs  
Tackles..... 5..... vs. Detroit, 11/15/09; at Arizona, 12/6/09; vs. N.Y. Giants, 1/3/10  
Tackle for Loss..... 1..... vs. Detroit, 11/15/09  
Sacks..... 1.0..... at Pittsburgh, 10/25/09  
Interceptions..... 1..... vs. Seattle, 11/22/09  
Forced Fumbles..... 1..... at Pittsburgh, 10/25/09  
Special Teams Tackles 2..... at Green Bay, 11/1/09

# 2009 VIKINGS PLAYER BIOS

**#69 JARED ALLEN • DE**  
2nd Year Vikings/6th Year NFL • Idaho State

## 2009 REGULAR SEASON HIGHLIGHTS

- **Named a starter for the 2010 Pro Bowl**, his 3rd consecutive berth.
- **Earned 1st Team All-Pro honors** for the 3rd straight year.
- Voted by teammates as the **Vikings 2009 Defensive MVP**.
- Led the NFC and ranked 2nd in the NFL with 14.5 sacks.
- Tied for 9th in the NFC and 11th in the NFL with 3 fumble recoveries.
- Finished 3rd on the team with a career-high 79 tackles and led the team with 13 TFLs and 47 QB hurries.
- Joined Alan Page and Carl Eller as the only Vikings in history to post back-to-back seasons of 13.0-plus sacks (14.5 in 2008 and 2009).
- Became just the 2nd player in NFL history to have 3 straight seasons of at least 14.0 sacks, joining Hall of Famer Reggie White.
- Set a career high with a team-best 8 forced fumbles.
- Had a sack, forced fumble and/or fumble recovery in 10 games this season, including a 5-game stretch from Weeks 2-6.
- His 72.0 sacks are the most by any player since entering the NFL in 2004, ahead of Dallas' DeMarcus Ware (64.5) and Carolina's Julius Peppers (62.0).

## JARED ALLEN IN THE 2009 PLAYOFFS

- **Championship at New Orleans** - Had a career playoff-high 6 QB hurries to go along with 4 tackles and a pass breakup.
- **Divisional vs. Dallas** - Was a disruptive force, finishing with 5 tackles, 1.0 sack, a TFL, 3 QB hurries...Forced a Tony Romo fumble on his 2nd quarter sack, setting up a Vikings FG.

### JARED ALLEN'S 2009 PLAYOFF TOTALS

OPPONENT	GP/GS	U	A	TT	SK	INT (YDS)	PBU	TFL	QBH	FF/FR
vs. Dallas - 1/17/10	1/1	3	2	5	1.0	0 (0)	1	1	3	1/0
at New Orleans - 1/24/10	1/1	2	2	4	0.0	0 (0)	1	0	6	0/0
<b>2009 PLAYOFF TOTALS</b>	<b>2/2</b>	<b>5</b>	<b>4</b>	<b>9</b>	<b>1.0</b>	<b>0 (0)</b>	<b>2</b>	<b>1</b>	<b>9</b>	<b>1/0</b>

## JARED ALLEN CAREER PLAYOFF HIGHLIGHTS

- Tied a Vikings playoff record with 2.0 sacks against Philadelphia and Donovan McNabb in the 2008 NFC Wild Card Game against Philadelphia (1/4/09).
- Is 1 of 5 Vikings with game experience in the AFC and NFC Playoffs (Leber, Taylor, Pat Williams and Winfield).

### JARED ALLEN'S CAREER PLAYOFF TOTALS

YEAR TEAM	GP/GS	U	A	TT	SK	INT (YDS)	PBU	TFL	QBH	FF/FR
2006 Kansas City	1/1	6	2	8	0.0	0 (0)	0	0	1	0/0
2008 Minnesota	1/1	6	1	7	2.0	0 (0)	1	2	1	1/0
2009 Minnesota	2/2	5	4	9	1.0	0 (0)	2	1	9	1/0
<b>CAREER PLAYOFF TOTALS</b>	<b>4/4</b>	<b>17</b>	<b>7</b>	<b>24</b>	<b>3.0</b>	<b>0 (0)</b>	<b>3</b>	<b>3</b>	<b>11</b>	<b>2/0</b>

\* - Wild Card; # - Divisional; @ - Championship; \$ - Super Bowl

#### Jared Allen's Career Playoff Highs

Tackles..... 8..... at Indianapolis\*, 1/6/07  
Sacks..... 2.0..... vs. Philadelphia\*, 1/4/09  
Forced Fumbles..... 2..... vs. Philadelphia\*, 1/4/09  
QB Hurries..... 6..... at New Orleans@, 1/24/10  
Tackles For Loss..... 2..... vs. Philadelphia\*, 1/4/09  
Passes Defensed..... 1..... vs. Dallas\*, 1/17/10; vs. Philadelphia\*, 1/4/09; at New Orleans@, 1/24/10

## 2009 REGULAR SEASON

• Sacked and stripped Eli Manning in the 3rd quarter in the regular season finale against the Giants, recovering the fumble and advancing it 2 yards to New York's 8-yard line and setting up Minnesota's final TD of the game.

• His sack and FF in the 1st quarter at Carolina in Week 15 resulted in a 20-yard loss.

• Had a multi-sack game for the 3rd time this season against a NFC North opponent with 2.0 and recorded his 2nd career INT against Chicago in Week 12.

• Had a team-high 3.0 sacks at Green Bay in Week 8 to raise his season sack total to 7.5 against the Packers.

• Tied a career-high with 10 tackles, including 3 TFLs against Baltimore in Week 6.

• Returned Kyle Boller's fumble 52 yards for his 1st career defensive TD in the 1st quarter at St. Louis in Week 5...It was also the 3rd time in his career he had 2 FRs in a game, with his 2nd FR coming inside the Vikings' 5-yard line to halt a Rams drive.

• Posted the 2nd-best single-game sack total in Vikings history on MNF against Green Bay (10/5) with a career-best 4.5, the most since Randy Holloway's team-record 5.0 against Atlanta (9/16/84)...Forced a fumble on his 1st sack that was recovered by Chad Greenway in Vikings territory... Sacked QB Aaron Rodgers in the end zone for his team-record 3rd-career safety in the 4th quarter.

• Recorded his 1st sack of the season against Detroit (9/20), forcing a fumble and dropping Matthew Stafford for a loss of 7 yards.

## CAREER NOTES

- Led the Vikings with 14.5 sacks in his 1st season with the club in 2008 to earn a 2nd consecutive trip to the Pro Bowl and AP 1st Team All-Pro recognition...His 14.5 sacks in 2008 were the most since John Randle's 15.5 in 1997.
- Shares Vikings team record for safeties in a season (2 in 2008) with Alan Page (1971) and has the most safeties in a career with 3.
- Joined several other NFL players on a USO tour to visit troops in Kuwait and Iraq in the 2009 offseason.
- An avid hunter, hunted large game in the offseason and took down a bison while archery hunting on the TV show Relentless Pursuit.
- Owns a clothing company, Jared Allen 69, which features his trademark caps and t-shirts, available online at JaredAllen69inc.com.
- Active with Juvenile Diabetes Foundation and donated \$3,000 for each sack he recorded through his Sack Diabetes program in 2008.

2009 GP/GS	Career GP/GS	Playoffs GP/GS
16/16	93/87 (61/55-KC; 32/32-MIN)	4/4 (1/1-KC; 3/3-MIN)

### JARED ALLEN'S CAREER AND SEASON DEFENSIVE STATISTICS

OPPONENT	GP/GS	U	A	TT	SK	INT (YDS)	PBU	TFL	QBH	FF/FR
at Cleveland - 9/13	1/1	2	0	2	0.0	0 (0)	0	0	2	0/0
at Detroit - 9/20	1/1	5	2	7	1.0	0 (0)	0	2	1	1/0
San Francisco - 9/27	1/1	8	0	8	1.0	0 (0)	0	1	2	1/0
Green Bay - 10/5	1/1	7	1	8	4.5	0 (0)	0	1	4	1/0
at St. Louis - 10/11	1/1	2	0	2	0.0	0 (0)	1	0	2	0/2
Baltimore - 10/18	1/1	10	0	10	1.0	0 (0)	0	3	7	1/0
at Pittsburgh - 10/25	1/1	2	1	3	0.0	0 (0)	1	0	3	0/0
at Green Bay - 11/1	1/1	6	1	7	3.0	0 (0)	0	1	0	0/0
Detroit - 11/15	1/1	1	0	1	0.0	0 (0)	1	0	6	0/0
Seattle - 11/22	1/1	5	1	6	0.0	0 (0)	0	4	0	1/0
Chicago - 11/29	1/1	4	1	5	2.0	1 (-4)	0	0	5	1/0
at Arizona - 12/6	1/1	0	1	1	0.0	0 (0)	0	0	5	0/0
Cincinnati - 12/13	1/1	2	1	3	0.0	0 (0)	1	0	4	0/0
at Carolina - 12/20	1/1	4	4	8	1.0	0 (0)	0	1	0	1/0
at Chicago - 12/28	1/1	2	3	5	0.0	0 (0)	0	0	2	0/0
N.Y. Giants - 1/3	1/1	3	0	3	1.0	0 (0)	0	0	4	1/1
<b>2009 TOTALS</b>	<b>16/16</b>	<b>63</b>	<b>16</b>	<b>79</b>	<b>14.5</b>	<b>1 (-4)</b>	<b>4</b>	<b>13</b>	<b>47</b>	<b>8/3</b>
<b>CAREER TOTALS (2004- )</b>	<b>93/87</b>	<b>323</b>	<b>88</b>	<b>411</b>	<b>72.0</b>	<b>2 (-1)</b>	<b>33</b>	<b>--</b>	<b>214</b>	<b>24/11</b>

#### Jared Allen's Season Career Highs

Mark **2009** Previous High, Year  
Tackles 79 76, 2005  
Forced Fumbles 8 7, 2005

#### Jared Allen's 2009 Season Highs

Tackles..... 10..... vs. Baltimore, 10/18/09  
Sacks..... 4.5..... vs. Green Bay, 10/5/09  
Forced Fumbles..... 1..... 8 times, last vs. N.Y. Giants, 1/3/10  
Tackles For Loss..... 4..... vs. Seattle, 11/22/09  
QB Hurries..... 7..... vs. Baltimore, 10/18/09  
Fumble Recoveries..... 2..... at St. Louis, 10/11/09  
Long Fumble Rec. .... 52..... at St. Louis, 10/11/09  
INTs..... 1..... vs. Chicago, 11/29/09

#### Jared Allen's Career Highs

Tackles..... 10..... vs. Denver, 9/26/05; vs. Baltimore, 10/18/09  
Sacks..... 4.5..... vs. Green Bay, 10/5/09  
INTs..... 1..... vs. Seattle, 10/29/06; vs. Chicago, 11/29/09  
Forced Fumbles..... 2..... vs. Washington, 10/16/05  
Fumble Recoveries..... 2..... vs. Washington, 10/16/05; at Oakland, 12/23/06; at St. Louis, 10/11/09  
Blocked FG..... 1..... at Indianapolis, 11/18/07  
QB Hurries..... 8..... vs. Oakland, 11/16/05  
Safety..... 1..... vs. Detroit, 10/12/08; vs. Green Bay, 11/9/08, vs. Green Bay, 10/5/09

# 2009 VIKINGS PLAYER BIOS

**#87 BERNARD BERRIAN • WR**  
2nd Year Vikings/6th Year NFL • Fresno State

## 2009 REGULAR SEASON HIGHLIGHTS

- Ranked 4th on the team in receptions (55) and 3rd in receiving yards (618).
- Posted the 3rd 50-plus catch season of his career (55, 2009; 71, 2007; 51, 2006).
- Personally donated \$5,000 to Second Harvest Heartland to provide 500 Thanksgiving turkeys to inner-city Twin Cities families at the 2nd Annual Bernard Berrian Thanksgiving Turkey Giveaway Challenge on 11/17.

## BERRIAN IN THE 2009 PLAYOFFS

- Championship at New Orleans** - Led the Vikings with a playoff career-high 9 receptions for 102 yards, his highest receiving totals of the 2009 regular season and postseason...It marked the 14th 100-yard receiving game in Vikings playoff history and the 5th time in his playoff career that he has led his team in receiving yardage.
- Divisional vs. Dallas** - Two of his 3 receptions went for 1st downs.

### BERRIAN'S 2009 PLAYOFF TOTALS

OPPONENT	GP/GS	RECEIVING					RUSHING				
		No	Yds	Avg	Lg	TD	No	Yds	Avg	Lg	TD
vs. Dallas - 1/17/10	1/1	3	32	10.7	17	0	0	0	0.0	0	0
at New Orleans - 1/24/10	1/1	9	102	11.3	30	0	0	0	0.0	0	0
<b>CAREER PLAYOFF TOTALS</b>	<b>2/2</b>	<b>12</b>	<b>134</b>	<b>11.2</b>	<b>30</b>	<b>0</b>	<b>0</b>	<b>0</b>	<b>0.0</b>	<b>0</b>	<b>0</b>

## BERRIAN CAREER PLAYOFF HIGHLIGHTS

- Has led or tied for the team lead in receiving yardage in 5 of his 7 career playoff games.
- Had 105 yards receiving on 5 catches in his 1st career playoff start as a Chicago Bear in the Divisional Round against Seattle (1/14/07), hauling in a 68-yard TD pass...1 of 5 players in Bears history to have a 100-yard receiving game in the playoffs.

### BERRIAN'S CAREER PLAYOFF TOTALS

YEAR TEAM	GP/GS	RECEIVING					RUSHING				
		No	Yds	Avg	Lg	TD	No	Yds	Avg	Lg	TD
2005 Chicago	1/0	5	68	13.6	17	0	0	0	0.0	0	0
2006 Chicago	3/3	14	228	16.3	68t	2	0	0	0.0	0	0
2008 Minnesota	1/1	2	36	18.0	27	0	0	0	0.0	0	0
2009 Minnesota	2/2	12	134	11.2	30	0	0	0	0.0	0	0
<b>CAREER PLAYOFF TOTALS</b>	<b>7/6</b>	<b>33</b>	<b>466</b>	<b>14.1</b>	<b>68t</b>	<b>2</b>	<b>0</b>	<b>0</b>	<b>0.0</b>	<b>0</b>	<b>0</b>

\* - Wild Card; # - Divisional; @ - Championship; \$ - Super Bowl

#### Berrian's Playoff Career Highs

Receptions..... 9..... at New Orleans@, 1/24/10  
Receiving Yards..... 105..... vs. Seattle#, 1/14/07  
Long Catch..... 68t..... vs. Seattle#, 1/14/07  
TD Receptions..... 1..... vs. Seattle#, 1/14/07; vs. New Orleans@, 1/21/07  
Long TD Reception... 68..... vs. Seattle#, 1/14/07

## 2009 REGULAR SEASON

- Led the team with 58 yards receiving in Week 16 at Chicago, including a season-long catch of 38 yards in the 3rd quarter.
- Led the team with 43 yards receiving against Cincinnati in Week 14.
- One of 4 Vikings to have 6 catches, totaling 74 yards on the Vikings' best offensive day of the Brad Childress Era (537 yards total offense) against Chicago in Week 12.
- Capped the scoring with a 16-yard TD reception in the 4th quarter at Green Bay in Week 8, providing the final 38-26 score.
- Caught 2 passes for 18 yards against Pittsburgh in Week 7 before leaving the game with a leg injury in the 2nd quarter.
- Tied a season high with 6 receptions against Green Bay (10/5) for a season-best 75 yards and a 31-yard TD catch in the 3rd quarter.
- Caught 4 passes for 56 yards against San Francisco (9/27) and returned 2 punts for 13 yards after Darius Reynaud left the game with an injury.
- Caught the 200th reception of his career in the 3rd quarter against Detroit (9/20).

## CAREER NOTES

- Led the Vikings with a career-best 964 receiving yards on 48 receptions for an NFL-best 20.1-yard average in his 1st year with the team in 2008.
- Set a team record with 3 scores of 80-plus yards in 2009, including an NFL record-tying 99-yard TD reception against Chicago.
- Parents, Sallie and Joseph, are retired US Air Force jet mechanics.

2009 GP/GS	Career GP/GS	Playoffs GP/GS
16/15	90/61 (58/32-CHI; 32/29-MIN)	7/6 (4/3-CHI; 3/3-MIN)

### BERRIAN'S SEASON AND CAREER RECEIVING AND RUSHING

OPPONENT	GP/GS	RECEIVING					RUSHING				
		No	Yds	Avg	Lg	TD	No	Yds	Avg	Lg	TD
at Cleveland - 9/13	1/1	0	0	0.0	0	0	0	0	0.0	0	0
at Detroit - 9/20	1/1	6	46	7.7	11	0	0	0	0.0	0	0
San Francisco - 9/27	1/1	4	56	14.0	36	0	0	0	0.0	0	0
Green Bay - 10/5	1/1	6	75	12.5	31t	1	0	0	0.0	0	0
at St. Louis - 10/11	1/1	3	39	13.0	19	0	0	0	0.0	0	0
Baltimore - 10/18	1/0	3	18	6.0	8	1	0	0	0.0	0	0
at Pittsburgh - 10/25	1/1	2	18	9.0	11	0	0	0	0.0	0	0
at Green Bay - 11/1	1/1	3	47	15.7	19	1	0	0	0.0	0	0
Detroit - 11/15	1/1	3	22	7.3	12	0	0	0	0.0	0	0
Seattle - 11/22	1/1	2	11	5.5	8	1	0	0	0.0	0	0
Chicago - 11/29	1/1	6	74	12.3	27	0	0	0	0.0	0	0
at Arizona - 12/6	1/1	5	36	7.2	13	0	0	0	0.0	0	0
Cincinnati - 12/13	1/1	4	43	10.8	19	0	0	0	0.0	0	0
at Carolina - 12/20	1/1	3	25	8.3	17	0	0	0	0.0	0	0
at Chicago - 12/28	1/1	3	58	19.3	38	0	0	0	0.0	0	0
N.Y. Giants - 1/3	1/1	2	50	25.0	40	0	0	0	0.0	0	0
<b>2009 TOTALS</b>	<b>16/15</b>	<b>55</b>	<b>618</b>	<b>11.2</b>	<b>40</b>	<b>4</b>	<b>0</b>	<b>0</b>	<b>0.0</b>	<b>0</b>	<b>0</b>
<b>CAREER TOTALS (2004 - )</b>	<b>90/61</b>	<b>253</b>	<b>3,779</b>	<b>14.9</b>	<b>99t</b>	<b>24</b>	<b>16</b>	<b>90</b>	<b>5.6</b>	<b>37</b>	<b>0</b>

### SEASON AND CAREER RETURNS

OPPONENT	GP/GS	KICKOFF RETURNS					PUNT RETURNS					
		No	Yds	Avg	Lg	TD	No	FC	Yds	Avg	Lg	TD
San Francisco - 9/27	1/1	0	0	0.0	0	0	2	0	13	6.5	8	0
<b>2009 TOTALS</b>	<b>16/15</b>	<b>0</b>	<b>0</b>	<b>0.0</b>	<b>0</b>	<b>0</b>	<b>2</b>	<b>0</b>	<b>13</b>	<b>6.5</b>	<b>8</b>	<b>0</b>
<b>CAREER TOTALS (2004 - )</b>	<b>90/61</b>	<b>17</b>	<b>385</b>	<b>22.6</b>	<b>41</b>	<b>0</b>	<b>21</b>	<b>10</b>	<b>213</b>	<b>10.1</b>	<b>82t</b>	<b>1</b>

#### Berrian's 2009 Season Highs

Receptions..... 6..... at Detroit, 9/20/09; vs. Green Bay, 10/5/09; vs. Chicago, 11/29/09  
Receiving Yards..... 75..... vs. Green Bay, 10/5/09  
Long Catch..... 40..... vs. N.Y. Giants, 1/3/10  
TD Reception..... 1..... 4 times, last vs. Seattle, 11/22/09  
Long TD Reception... 31..... vs. Green Bay, 10/5/09  
Punt Returns..... 2..... vs. San Francisco, 9/27/09  
Punt Return Yards... 13..... vs. San Francisco, 9/27/09  
Long Punt Return.... 8..... vs. San Francisco, 9/27/09

#### Berrian's Career Highs

Receptions..... 9..... at Seattle, 11/18/07  
Receiving Yards.... 131..... vs. Detroit, 10/12/08  
Long Catch..... 99t..... vs. Chicago, 11/30/08  
TD Catch..... 1..... 24 times, last vs. Seattle, 11/22/09  
Rushing Attempts... 2..... 4 times, last at Jacksonville, 11/23/08  
Rushing Yards..... 31..... vs. Atlanta, 12/18/05  
Long Rush..... 37..... vs. Atlanta, 12/18/05  
Kickoff Returns.... 5..... at Minnesota, 9/26/04  
Kickoff Return Yards 120..... at Minnesota, 9/26/04  
Long Kickoff Return . 41..... at Minnesota, 9/26/04  
Punt Returns..... 3..... at Green Bay, 12/25/05  
Long Punt Return.... 82t..... at Arizona, 12/14/08

# 2009 VIKINGS PLAYER BIOS

## #54 JASPER BRINKLEY • LB Rookie • South Carolina

### 2009 REGULAR SEASON HIGHLIGHTS

- Led all Vikings rookies with 32 tackles.
- Made his 1st career start in Week 14 against Cincinnati, filling in for E.J. Henderson at MLB, becoming the 1st Vikings rookie to start at the position since Nick Rogers in 2002.
- Started the final 4 games of the regular season at MLB.
- Recorded a special teams tackle in 6-straight games, in Weeks 2-7.
- Was the only rookie to play in all 16 games this season.
- Ranked 6th on the team with 12 special teams tackles.

### BRINKLEY IN THE PLAYOFFS

- Championship at New Orleans** - Registered 3 tackles...Did not start when Minnesota opened up the game in a nickel defense.
- Divisional vs. Dallas** - Logged 7 solo stops and a TFL in his postseason debut.

#### BRINKLEY'S 2009 AND CAREER PLAYOFF TOTALS

OPPONENT	G/GS	DEFENSIVE										SPECIAL TEAMS				
		U	A	TT	SK	INT	PBU	TFL	QBH	FF/FR	U	A	TT	FF/FR	BK	
vs. Dallas - 1/17/10	1/0	7	0	7	0.0	0(0)	0	1	0	0/0	0	0	0	0/0	0	
at New Orleans - 1/24/10	1/0	1	2	3	0.0	0(0)	0	0	0	0/0	0	1	0	0/0		
<b>2009 PLAYOFF TOTALS</b>	<b>2/0</b>	<b>8</b>	<b>2</b>	<b>10</b>	<b>0.0</b>	<b>0(0)</b>	<b>0</b>	<b>1</b>	<b>0</b>	<b>0/0</b>	<b>0</b>	<b>1</b>	<b>0</b>	<b>0/0</b>		

\* - Wild Card; # - Divisional; @ - Championship; \$ - Super Bowl

#### Brinkley's Career Playoff Highs

Tackles..... 7..... vs. Dallas, 1/17/10  
Tackles For Loss..... 1..... vs. Dallas, 1/17/10  
Special Teams Tackles 1..... at New Orleans @, 1/24/10

### 2009 REGULAR SEASON

Set a career high with 10 tackles at Carolina in Week 15 despite leaving the game for a short period of time with dehydration.

Had 5 tackles, including 4 solo in his 1st career start at MLB against Cincinnati in Week 14.

Filled in at MLB in the 4th quarter at Arizona after E.J. Henderson left the game with a leg injury.

Had a career-best 3 special teams tackles against Baltimore in Week 6.

Posted his 1st career tackles on defense at St. Louis (10/11).

Recorded his 1st career special teams tackle at Detroit (9/20).

Selected in the 5th round of the 2009 NFL Draft after the Vikings traded up 8 spots to acquire him.

### COLLEGE NOTES

- Played with his twin brother, Casper, at South Carolina.
- College career was limited due to a knee injury in 2007, in which he played only 4 games after leading the Gamecocks with 107 tackles in 2006 and garnering national award consideration.

2009 GP/GS	Career GP/GS	Playoffs GP/GS
16/4	16/4	2/0

#### SEASON AND CAREER STATISTICS

OPPONENT	G/GS	DEFENSIVE										SPECIAL TEAMS				
		U	A	TT	SK	INT	PBU	TFL	QBH	FF/FR	U	A	TT	FF/FR	BK	
at Cleveland - 9/13	1/0	0	0	0	0.0	0(0)	0	0	0	0/0	0	0	0	0/0		
at Detroit - 9/20	1/0	0	0	0	0.0	0(0)	0	0	0	0/0	1	0	1	0/0		
San Francisco - 9/27	1/0	0	0	0	0.0	0(0)	0	0	0	0/0	1	0	1	0/0		
Green Bay - 10/5	1/0	0	0	0	0.0	0(0)	0	0	0	0/0	1	0	1	0/0		
at St. Louis - 10/11	1/0	1	1	2	0.0	0(0)	0	0	0	0/0	0	1	1	0/0		
Baltimore - 10/18	1/0	0	0	0	0.0	0(0)	0	0	0	0/0	2	1	3	0/0		
at Pittsburgh - 10/25	1/0	0	0	0	0.0	0(0)	0	0	0	0/0	0	1	1	0/0		
at Green Bay - 11/1	1/0	0	0	0	0.0	0(0)	0	0	0	0/0	0	0	0	0/0		
Detroit - 11/15	1/0	0	0	0	0.0	0(0)	0	0	0	0/0	1	1	2	0/0		
Seattle - 11/22	1/0	0	0	0	0.0	0(0)	0	0	0	0/0	0	0	0	0/0		
Chicago - 11/29	1/0	0	0	0	0.0	0(0)	0	0	0	0/0	1	0	1	0/0		
at Arizona - 12/6	1/0	1	0	1	0.0	0(0)	0	0	0	0/0	0	0	0	0/0		
Cincinnati - 12/13	1/1	4	1	5	0.0	0(0)	0	0	0	0/0	0	0	0	0/0		
at Carolina - 12/20	1/1	8	2	10	0.0	0(0)	0	1	0	0/0	0	1	0	0/0		
at Chicago - 12/28	1/1	7	3	10	0.0	0(0)	0	0	1	0/0	0	0	0	0/0		
N.Y. Giants - 1/3	1/1	4	0	4	0.0	0(0)	0	0	2	0/0	0	0	0	0/0		
<b>2009 TOTALS</b>	<b>16/4</b>	<b>25</b>	<b>7</b>	<b>32</b>	<b>0.0</b>	<b>0(0)</b>	<b>0</b>	<b>1</b>	<b>3</b>	<b>0/0</b>	<b>7</b>	<b>5</b>	<b>12</b>	<b>0/0</b>		

#### Jasper Brinkley's Season and Career Highs

Tackles..... 10..... at Carolina, 12/20/09  
Solo Tackles..... 8..... at Carolina, 12/20/09  
Tackle For Loss..... 1..... at Carolina, 12/20/09  
QB Hurries..... 2..... vs. N.Y. Giants, 1/3/10  
Special Teams Tackles 3..... vs. Baltimore, 10/18/09

## #62 RYAN COOK • T 4th Year Vikings/4th Year NFL • New Mexico

### 2009 REGULAR SEASON HIGHLIGHTS

- Key reserve on the NFL's 5th-ranked offense, helping earn the Vikings highest offensive ranking since 2004.
- Played in every game on FG and PATs, and as a reserve.
- Stepped in at RT in the 1st half at Arizona in Week 12 when starting RT Phil Loadholt left the game for a majority of the opening half due to injury.
- Was part of an offense that produced 537 total yards in Week 12 against Chicago, the most for the Vikings since 1998.
- Saw more extensive playing time at St. Louis (10/11) in Week 5, filling in at multiple positions to help the Vikings score 38 points.

### COOK IN THE 2009 PLAYOFFS

- Championship at New Orleans** - Blocked on FGs and PATs.
- Divisional vs. Dallas** - Blocked on FGs and PATs.

### COOK CAREER PLAYOFF HIGHLIGHTS

- Started at RT in the Wild Card game against Philadelphia (1/4/09) in his 1st career postseason contest.

### CAREER NOTES

- Started 33 of the last 35 regular season games at RT heading into 2009, including 16 games in 2007 for the NFL's top-ranked rush offense, and 14 games for Adrian Peterson's team-record 1,760 yards in 2008.
- Made the transition from C to RT upon entering the NFL as the Vikings' 2nd-round pick in 2006.

2009 GP/GS	Career GP/GS	Playoffs GP/GS
16/0	54/34	3/1

## #68 JON COOPER • C Rookie • Oklahoma

### 2009 REGULAR SEASON HIGHLIGHTS

- Saw his only game action at Arizona in Week 12.
- The only rookie free agent on the 53-man roster.
- Visited the Ronald McDonald House on 11/17 to pack and donate shoe boxes with toys to needy children across the globe.
- Signed to the Vikings 53-man roster on 9/29 after spending 3 weeks on the practice squad but was inactive in his 1st game vs. Green Bay in Week 4.
- Made the original 53-man roster, but was released and signed to the practice squad after a day.

### COOPER IN THE 2009 PLAYOFFS

- Championship at New Orleans** - Was inactive.
- Divisional vs. Dallas** - Was inactive.

### COLLEGE NOTES

- Named Big 12 Offensive Lineman of the Year as a senior in 2008 and played in the BCS National Championship Game against current teammate Percy Harvin's Florida Gators.
- College teammate of Adrian Peterson and Phil Loadholt.

2009 GP/GS	Career GP/GS	Playoffs GP/GS
1/0	1/0	0/0



# 2009 VIKINGS PLAYER BIOS

**#83 JEFF DUGAN • TE**  
6th Year Vikings/6th Year NFL • Maryland

## 2009 REGULAR SEASON HIGHLIGHTS

- Had a TD reception in consecutive games for the 1st time in his career; in Week 8 at Green Bay and in Week 10 against Detroit.
- Set a season career high with 2 TD receptions.
- Returned 5 kickoffs 38 yards as an upback on the return team.
- Visited the Physical Therapy Clinic of the VA Medical Clinic and donated memorabilia to help begin a permanent Vikings-themed area.
- Visited the University of Minnesota Amplatz Children's Hospital with teammates and the Vikings Women's Organization on 10/27.

## DUGAN IN THE 2009 PLAYOFFS

- Played on offense and special teams in helping the Vikings to 475 yards of offense in the **NFC Championship at New Orleans** and to their highest playoff point total since 2001 in the **NFC Divisional against Dallas**.

## DUGAN CAREER PLAYOFF HIGHLIGHTS

- Started his 1st career playoff game in the NFC Wild Card game against Philadelphia (1/4/09).

## 2009 REGULAR SEASON

- Returned 3 kickoffs for 14 yards as the upback at Arizona in Week 12.
- Caught an 8-yard TD pass in the 4th quarter in the Week 10 win against Detroit, scoring in consecutive games for the 1st time in his career.
- Caught his 1st TD pass since 2006 in Week 8 at Green Bay, snagging a 2-yard pass from Brett Favre on 3rd and goal in 4th quarter.
- Had the 2nd-longest reception of his career in the 3rd quarter against Green Bay in Week 4 with a 25-yard grab and ended the day with 26 yards receiving, his 2nd-highest single-game total...Also had 1 carry for 2 yards.
- Converted his 5th-straight 1st down on 3rd-and-1 with a career-long rush of 5 yards in the 1st quarter against Cleveland (9/13/09).

## CAREER NOTES

- Ran for a 1st down in 3rd-and-1 situations on all 4 carries in 2008.
- Spent time in the 2009 offseason working on his MBA from Northwestern's Kellogg School of Management in addition to participating in NFLPA-sponsored business and finance classes at the Wharton School in 2006.

2009 GP/GS	Career GP/GS	Playoffs GP/GS
16/3	63/17	5/1

## DUGAN'S SEASON AND CAREER RECEIVING AND RUSHING

OPPONENT	GP/GS	RUSHING					RECEIVING				
		No	Yds	Avg	Lg	TD	No	Yds	Avg	Lg	TD
at Cleveland - 9/13	1/0	1	5	5.0	5	0	0	0	0.0	0	0
at Detroit - 9/20	1/0	0	0	0.0	0	0	0	0	0.0	0	
San Francisco - 9/27	1/0	0	0	0.0	0	0	0	0	0.0	0	
Green Bay - 10/5	1/1	1	2	2.0	2	0	2	26	13.0	25	
at St. Louis - 10/11	1/0	0	0	0.0	0	0	0	0	0.0	0	
Baltimore - 10/18	1/1	0	0	0.0	0	0	0	0	0.0	0	
at Pittsburgh - 10/25	1/0	0	0	0.0	0	0	0	0	0.0	0	
at Green Bay - 11/1	1/0	0	0	0.0	0	0	1	2	2.0	2t	
Detroit - 11/15	1/1	1	0	0.0	0	0	1	8	8.0	8t	
Seattle - 11/22	1/0	0	0	0.0	0	0	0	0	0.0	0	
Chicago - 11/29	1/0	0	0	0.0	0	0	0	0	0.0	0	
at Arizona - 12/6	1/0	0	0	0.0	0	0	0	0	0.0	0	
Cincinnati - 12/13	1/0	0	0	0.0	0	0	0	0	0.0	0	
at Carolina - 12/20	1/0	0	0	0.0	0	0	0	0	0.0	0	
at Chicago - 12/28	1/0	0	0	0.0	0	0	1	9	9.0	9	
N.Y. Giants - 1/3	1/0	0	0	0.0	0	0	1	7	7.0	7	
<b>2009 TOTALS</b>	<b>16/3</b>	<b>3</b>	<b>7</b>	<b>2.3</b>	<b>5</b>	<b>0</b>	<b>6</b>	<b>52</b>	<b>8.7</b>	<b>25</b>	
<b>CAREER TOTALS (2004- )</b>	<b>63/17</b>	<b>9</b>	<b>21</b>	<b>2.3</b>	<b>5</b>	<b>0</b>	<b>22</b>	<b>155</b>	<b>7.0</b>	<b>27</b>	

### Dugan's 2009 Season Highs

Rushing Attempts ..... 1 ..... at Cleveland, 9/13/09; vs. Green Bay, 10/5/09; vs. Detroit, 11/15/09  
 Rushing Yards ..... 5 ..... at Cleveland, 9/13/09  
 Long Rush ..... 5 ..... at Cleveland, 9/13/09  
 Receptions ..... 2 ..... vs. Green Bay, 10/5/09  
 Receiving Yards ..... 26 ..... vs. Green Bay, 10/5/09  
 Long Catch ..... 25 ..... vs. Green Bay, 10/5/09  
 TD Catch ..... 1 ..... at Green Bay, 11/1/09; vs. Detroit, 11/15/09

### Dugan's Career Highs

Receptions ..... 3 ..... at Miami, 11/19/06  
 Receiving Yards ..... 29 ..... vs. Detroit, 12/2/07  
 Long Catch ..... 27 ..... vs. Detroit, 12/2/07  
 TD Catch ..... 1 ..... vs. Arizona, 11/26/06; at Green Bay, 11/1/09; vs. Detroit, 11/15/09  
 Rushing Attempts ..... 2 ..... at Arizona, 12/14/08  
 Rushing Yards ..... 5 ..... at Cleveland, 9/13/09  
 Long Rush ..... 5 ..... at Cleveland, 9/13/09

**#91 RAY EDWARDS • DE**  
4th Year Vikings/4th Year NFL • Purdue

## 2009 REGULAR SEASON HIGHLIGHTS

- Set career highs with 75 tackles and 8.5 sacks.
- Ranked 9th in the NFC and 2nd on the team in sacks.
- 4th on the team in tackles and 2nd with 9 TFLs and 39 QB hurries.
- Posted back-to-back 2-sack games at Green Bay and vs. Detroit.

## EDWARDS IN THE 2009 PLAYOFFS

- Set a Vikings season playoff record with a team-best 4.0 sacks in 2 games to go along with a pair of forced fumbles...Surpassed the previous season playoff standard of 3.0 sacks set by Bob Lurtsema (1974), Carl Eller (1975) and Chris Doleman (1987).
- **Championship at New Orleans** - Sacked Drew Brees for an 8-yard loss and forced a fumble in the 4th quarter, setting a Vikings record with his 4th sack of the playoffs...Totaled 4 tackles on the day.
- **Divisional vs. Dallas** - Had a career day in his postseason debut, recording 3.0 sacks to tie the Vikings postseason record set by Hall of Famer Carl Eller...His 23 sack yards established the team playoff standard...Tied for the team lead with 5 QB hurries, while logging 8 tackles, 2 TFLs and a forced fumble.

## EDWARDS' 2009 AND CAREER PLAYOFF TOTALS

OPPONENT	GP/GS	U	A	TT	SK	INT (YDS)	PBU	TFL	QBH	FF/FR
vs. Dallas - 1/17/10	1/1	7	1	8	3.0	0 (0)	0	2	5	1/0
at New Orleans - 1/24/10	1/1	4	0	4	1.0	0 (0)	0	1	2	1/0
<b>2009 PLAYOFF TOTALS</b>	<b>2/2</b>	<b>11</b>	<b>1</b>	<b>12</b>	<b>4.0</b>	<b>0 (0)</b>	<b>0</b>	<b>3</b>	<b>7</b>	<b>2/0</b>

\* - Wild Card; # - Divisional; @ - Championship; \$ - Super Bowl

### Ray Edwards' Career Playoff Highs

Tackles ..... 8 ..... vs. Dallas#, 1/17/10  
 Sacks ..... 3.0 ..... vs. Dallas#, 1/17/10  
 Forced Fumbles ..... 1 ..... vs. Dallas#, 1/17/10; at New Orleans@, 1/24/10  
 QB Hurries ..... 5 ..... vs. Dallas#, 1/17/10  
 Tackles For Loss ..... 2 ..... vs. Dallas#, 1/17/10

## 2009 REGULAR SEASON

- Blocked his 1st career PAT in the 2nd quarter against Carolina in Week 15...Paced the DL with 8 tackles and 5 QB hurries.
- Credited with a career-high 5 TFLs and season-best 11 total tackles in Week 12 against Seattle...His TFLs resulted in a cumulative loss total of 22 yards as Minnesota held the Seahawks to 4 yards rushing.
- Tied his career high for the 2nd consecutive game with 2 sacks against Detroit in Week 10...Forced and recovered a fumble on the 1st play of the 2nd half, setting Minnesota up at the Detroit 28-yard line and leading to a TD...Also tied a career high with 7 QB hurries.
- Tied a career high with 2.0 sacks and set a career high with 2 passes defended at Green Bay in Week 8.
- Forced a career-best 2 fumbles and had 8 tackles in Week 2 at Detroit.
- Led the DL with 8 tackles and .5 sacks in Week 1 at Cleveland.

## CAREER NOTES

- Moved to LDE in 2008 and posted career highs in tackles (63), pass breakups (5), tackles for loss (10.0) and QB hurries (42).
- Mentors local students at Summitt Academy, working with them on classwork and social interaction in addition to being active with kids literacy programs.

Ray Edwards continued on next page

# 2009 VIKINGS PLAYER BIOS

## Ray Edwards, continued

2009 GP/GS 16/16 Career GP/GS 58/44 Playoffs GP/GS 2/2

### SEASON AND CAREER DEFENSIVE STATISTICS

OPPONENT	GP/GS	U	A	TT	SK	INT (YDS)	PBU	TFL	QBH	FF/FR
at Cleveland - 9/13	1/1	3	5	8	0.5	0 (0)	0	1.0	2	0/0
at Detroit - 9/20	1/1	7	1	8	1.0	0 (0)	0	0.0	2	2/0
San Francisco - 9/27	1/1	2	2	4	0.0	0 (0)	0	1.0	3	0/0
Green Bay - 10/5	1/1	1	1	2	0.0	0 (0)	0	0.0	4	0/0
at St. Louis - 10/11	1/1	2	0	2	0.0	0 (0)	0	0.0	1	0/0
Baltimore - 10/18	1/1	0	1	1	0.0	0 (0)	1	0.0	2	0/0
at Pittsburgh - 10/25	1/1	0	4	4	0.0	0 (0)	0	0.0	1	0/0
at Green Bay - 11/1	1/1	4	1	5	2.0	0 (0)	2	0.0	2	0/0
Detroit - 11/15	1/1	6	1	7	2.0	0 (0)	0	1.0	7	1/1
Seattle - 11/22	1/1	8	3	11	0.0	0 (0)	0	5.0	0	0/0
Chicago - 11/29	1/1	4	0	4	1.0	0 (0)	0	0.0	2	0/0
at Arizona - 12/6	1/1	2	1	3	0.0	0 (0)	0	0.0	1	0/0
Cincinnati - 12/13	1/1	2	2	4	0.0	0 (0)	0	0.0	4	0/0
at Carolina - 12/20	1/1	7	1	8	0.0	0 (0)	0	1.0	5	0/0
at Chicago - 12/28	1/1	1	1	2	1.0	0 (0)	0	0.0	0	0/0
N.Y. Giants - 1/3	1/1	1	1	2	1.0	0 (0)	0	0.0	3	0/0
<b>2009 TOTALS</b>	<b>16/16</b>	<b>50</b>	<b>25</b>	<b>75</b>	<b>8.5</b>	<b>0 (0)</b>	<b>3</b>	<b>9.0</b>	<b>39</b>	<b>3/1</b>
<b>CAREER TOTALS (2006-)</b>	<b>58/44</b>	<b>141</b>	<b>52</b>	<b>193</b>	<b>21.5</b>	<b>0 (0)</b>	<b>12</b>	<b>26.0</b>	<b>115</b>	<b>8/2</b>

#### Edwards' Season Career Highs

Mark	2009	Previous High, Year
Sacks	8.5	5.0, 2008 and 2007
Tackles	75	63, 2008

#### Edwards' 2009 Season Highs

Tackles	11	vs. Seattle, 11/22/09
Solo Tackles	8	vs. Seattle, 11/22/09
Sacks	2.0	at Green Bay, 11/1/09; vs. Detroit, 11/15/09
Tackle for Loss	5.0	vs. Seattle, 11/22/09
QB Hurries	7	vs. Detroit, 11/15/09
Forced Fumbles	2	at Detroit, 9/20/09
Passes Defensed	2	at Green Bay 11/1/09
Blocked PAT	1	at Carolina, 12/20/09

#### Edwards' Career Highs

Tackles	12	vs. Houston, 11/2/08
Solo Tackles	9	vs. Houston, 11/2/08
Sacks	2.0	vs. Atlanta, 12/21/08; at Green Bay, 11/1/09
Passes Defensed	2	at Green Bay 11/1/09
Tackle for Loss	5.0	vs. Seattle, 11/22/09
QB Hurries	7	at Tampa Bay, 11/16/08; at Arizona, 12/14/08; vs. Detroit, 11/15/09
Blocked FG	1	at Green Bay, 12/21/06
Blocked PAT	1	at Carolina, 12/20/09
Forced Fumble	2	at Detroit, 9/20/09
Fumble Recovery	1	at Detroit, 9/16/07 (9-yard TD)

## #90 FRED EVANS • DT

3rd Year Vikings/4th Year NFL • Texas State

### 2009 REGULAR SEASON HIGHLIGHTS

- Posted 11 tackles while working into the DL rotation.
- Made a season-high 2 tackles at St. Louis in Week 5 and in the regular season finale against the N.Y. Giants.
- Visited the University of Minnesota Amplatz Children's Hospital for an early Thanksgiving on 11/24.

### EVANS IN THE 2009 PLAYOFFS

- Championship at New Orleans** - Saw limited action on the defensive line and played on special teams.
- Divisional vs. Dallas** - Tied for the team lead with 5 QB hurries... Recorded 6 solo tackles and a pair of TFLs.

#### EVANS' 2009 PLAYOFF TOTALS

OPPONENT	GP/GS	U	A	TT	SK	INT (YDS)	PBU	TFL	QBH	FF/FR
vs. Dallas - 1/17/10	1/0	6	0	6	0.0	0 (0)	0	2	5	0/0
at New Orleans - 1/24/10	1/0	0	0	0	0.0	0 (0)	0	0	0	0/0
<b>2009 PLAYOFF TOTALS</b>	<b>2/0</b>	<b>6</b>	<b>0</b>	<b>6</b>	<b>0.0</b>	<b>0 (0)</b>	<b>0</b>	<b>2</b>	<b>5</b>	<b>0/0</b>

### EVANS' CAREER PLAYOFF HIGHLIGHTS

- Started at NT and recovered a fumble against Philadelphia in last year's Wild Card game.

#### FRED EVANS' CAREER PLAYOFF TOTALS

YEAR TEAM	GP/GS	U	A	TT	SK	INT (YDS)	PBU	TFL	QBH	FF/FR
2008 Minnesota	1/1	1	3	4	0.0	0 (0)	0	0	1	0/1
2009 Minnesota	2/0	6	0	6	0.0	0 (0)	0	2	5	0/0
<b>CAREER PLAYOFF TOTALS</b>	<b>3/1</b>	<b>7</b>	<b>3</b>	<b>10</b>	<b>0.0</b>	<b>0 (0)</b>	<b>0</b>	<b>2</b>	<b>6</b>	<b>0/1</b>

\* - Wild Card; # - Divisional; @ - Championship; \$ - Super Bowl

#### Fred Evans' Career Playoff Highs

Tackles	6	vs. Dallas#, 1/17/10
Fumble Recoveries	1	vs. Philadelphia*, 1/4/09
QB Hurries	5	vs. Dallas#, 1/17/10
Tackles For Loss	2	vs. Dallas#, 1/17/10

### CAREER NOTES

- Started the final 2 regular season games of 2009, filling in for the injured Pat Williams, and the Wild Card game against Philadelphia.
- Played in all 16 games for the Vikings top-ranked rush defense in 2009.
- Sister, Aja Evans won the 2008 and 2009 Big Ten shot put titles at Illinois, earning All-America honors and setting school records in the process.
- Cousin of Major League outfielder Gary Matthews.

2009 GP/GS 13/0 Career GP/GS 41/2 (40/2-MIN; 1/0-MIA) Playoffs GP/GS 3/1 (3/1-MIN; 0/0-MIA)

### EVANS' SEASON AND CAREER DEFENSIVE STATISTICS

OPPONENT	GP/GS	U	A	TT	SK	INT (YDS)	PBU	TFL	QBH	FF/FR
at Cleveland - 9/13										
at Detroit - 9/20	1/0	1	0	1	0.0	0 (0)	0	0.0	0	0/0
San Francisco - 9/27	1/0	1	0	1	0.0	0 (0)	0	0.0	0	0/0
Green Bay - 10/5	1/0	0	1	1	0.0	0 (0)	0	0.0	0	0/0
at St. Louis - 10/11	1/0	1	1	2	0.0	0 (0)	0	0.0	0	0/0
Baltimore - 10/18	1/0	1	0	1	0.0	0 (0)	0	0.0	2	0/0
at Pittsburgh - 10/25	1/0	0	1	1	0.0	0 (0)	0	0.0	1	0/0
at Green Bay - 11/1	1/0	0	0	0	0.0	0 (0)	0	0.0	0	0/0
Detroit - 11/15	1/0	0	0	0	0.0	0 (0)	0	0.0	0	0/0
Seattle - 11/22										
Chicago - 11/29	1/0	0	0	0	0.0	0 (0)	0	0.0	0	0/0
at Arizona - 12/6										
Cincinnati - 12/13	1/0	0	0	0	0.0	0 (0)	0	0.0	0	0/0
at Carolina - 12/20	1/0	1	0	1	0.0	0 (0)	0	0.0	0	0/0
at Chicago - 12/28	1/0	1	0	1	0.0	0 (0)	0	0.0	0	0/0
N.Y. Giants - 1/3	1/0	1	1	2	0.0	0 (0)	0	0.0	1	0/0
<b>2009 TOTALS</b>	<b>13/0</b>	<b>7</b>	<b>4</b>	<b>11</b>	<b>0.0</b>	<b>0 (0)</b>	<b>0</b>	<b>0.0</b>	<b>4</b>	<b>0/0</b>
<b>CAREER TOTALS (2006-)</b>	<b>41/2</b>	<b>21</b>	<b>14</b>	<b>35</b>	<b>1.0</b>	<b>0 (0)</b>	<b>0</b>	<b>1.0</b>	<b>22</b>	<b>0/0</b>

#### Evans' 2009 Season Highs

Tackles	2	at St. Louis, 10/11/09; vs. N.Y. Giants, 1/3/10
QB Hurries	2	vs. Baltimore, 10/18/09

#### Evans' Career Highs

Tackles	5	vs. Atlanta, 12/21/08
Solo Tackles	3	vs. Philadelphia, 10/28/07; vs. Atlanta, 12/21/08
Sack	1.0	at N.Y. Giants, 11/25/07
Tackle For Loss	1.0	at Green Bay, 9/8/08
QB Hurries	5	vs. Houston, 11/2/08

# 2009 VIKINGS PLAYER BIOS

## #59 HEATH FARWELL • LB 5th Year Vikings/5th Year NFL • San Diego State

### 2009 REGULAR SEASON HIGHLIGHTS

- Selected to his 1st Pro Bowl as a special teams player.
- Led all NFC Special Teams Players in Pro Bowl Fan voting.
- Tied for the team lead with 24 special teams tackles.
- Recovered fumbles on kickoff coverage in Weeks 11 and 12 with the turnovers leading to 10 cumulative points.
- Had multiple special teams tackles in 7 games this season.
- Posted a career-best 8 tackles on defense in a reserve role.

### FARWELL IN THE 2009 PLAYOFFS

- Divisional vs. Dallas** - Tied for the team lead with 3 special teams tackles, including 2 solo stops, in his postseason debut.

#### FARWELL'S 2009 AND CAREER PLAYOFF TOTALS

OPPONENT	G/GS	DEFENSIVE										SPECIAL TEAMS			
		U	A	TT	SK	INT	PBU	TFL	QBH	FF/FR	U	A	TT	FF/FR	BK
vs. Dallas - 1/17/10	1/0	0	0	0	0.0	0(0)	0	0.0	0	0/0	2	1	3	0/0	0
at New Orleans - 1/24/10	1/0	0	0	0	0.0	0(0)	0	0.0	0	0/0	0	0	0	0/0	0
<b>2009 PLAYOFF TOTALS</b>	<b>2/0</b>	<b>0</b>	<b>0</b>	<b>0</b>	<b>0.0</b>	<b>0(0)</b>	<b>0</b>	<b>0.0</b>	<b>0</b>	<b>0/0</b>	<b>2</b>	<b>1</b>	<b>3</b>	<b>0/0</b>	<b>0</b>

\* - Wild Card; # - Divisional; @ - Championship; \$ - Super Bowl  
Farwell's Career Playoff Highs  
Special Teams Tackles 3..... vs. Dallas#, 1/17/10

### 2009 REGULAR SEASON

- Had a season-best 4 special teams tackles on kickoff coverage in the regular season finale against the N.Y. Giants.
- Saw time on defense at Carolina in Week 15, sliding into the LB rotation when starting MLB Jasper Brinkley left the game in the 3rd quarter.
- Jumped on a loose ball on kickoff coverage for the 2nd straight week in the 2nd quarter against Chicago (11/29), which eventually led to a FG.
- Recovered a fumble on kickoff coverage in the 2nd quarter that led to a Minnesota TD against Seattle in Week 11.
- Led the team with 2 special teams tackles and added 2 more tackles at LB in Week 5 at St. Louis (10/11).
- Posted 3 special teams tackles against San Francisco in Week 3.
- Made a successful return from a knee injury that sidelined him for all of 2008, recording a career-high 3 tackles on defense and 2 special teams tackles against Cleveland (9/13/09) in Week 1.

### CAREER NOTES

- Has a career total of 93 special teams tackles.
- Named Vikings Special Teams Player of the Year in 2006 and 2007, totaling 57 special teams tackles in that time.
- One of the most-active Vikings in the community, donating time to the RT Autism Foundation, Univeristy of Minnesota Children's Hospital visits, the Vikings Arctic Blast to benefit the Vikings Children's Fund and the Lymphomathon, among others.
- Set Vikings special teams records with 7 tackles at the N.Y. Giants (11/25/07) and shares team record of 2 career onside kick recoveries with Terry Lecount.

2009 GP/GS  
16/0

Career GP/GS  
55/0

Playoffs GP/GS  
2/0

### SEASON AND CAREER STATISTICS

OPPONENT	G/GS	DEFENSIVE										SPECIAL TEAMS			
		U	A	TT	SK	INT	PBU	TFL	QBH	FF/FR	U	A	TT	FF/FR	BK
at Cleveland - 9/13	1/0	2	1	3	0.0	0(0)	1	0.0	0	0/0	2	0	2	0/0	0
at Detroit - 9/20	1/0	0	0	0	0.0	0(0)	0	0.0	0	0/0	2	0	2	0/0	0
San Francisco - 9/27	1/0	0	0	0	0.0	0(0)	0	0.0	0	0/0	2	1	3	0/0	0
Green Bay - 10/5	1/0	0	0	0	0.0	0(0)	0	0.0	0	0/0	0	0	0	0/0	0
at St. Louis - 10/11	1/0	1	1	2	0.0	0(0)	0	0.0	0	0/0	2	0	2	0/0	0
Baltimore - 10/18	1/0	0	0	0	0.0	0(0)	0	0.0	0	0/0	0	0	0	0/0	0
at Pittsburgh - 10/25	1/0	0	0	0	0.0	0(0)	0	0.0	0	0/0	1	0	1	0/0	0
at Green Bay - 11/1	1/0	0	0	0	0.0	0(0)	0	0.0	0	0/0	1	0	1	0/0	0
Detroit - 11/15	1/0	0	0	0	0.0	0(0)	0	0.0	0	0/0	0	1	1	0/0	0
Seattle - 11/22	1/0	0	0	0	0.0	0(0)	0	0.0	0	0/1	1	1	2	0/1	0
Chicago - 11/29	1/0	1	0	1	0.0	0(0)	0	0.0	0	0/1	1	0	1	0/1	0
at Arizona - 12/6	1/0	0	0	0	0.0	0(0)	0	0.0	0	0/0	0	1	1	0/0	0
Cincinnati - 12/13	1/0	0	0	0	0.0	0(0)	0	0.0	0	0/0	0	1	1	0/0	0
at Carolina - 12/20	1/0	0	1	1	0.0	0(0)	0	0.0	0	0/0	0	0	0	0/0	0
at Chicago - 12/28	1/0	1	0	1	0.0	0(0)	0	0.0	0	0/0	3	0	3	0/0	0
N.Y. Giants - 1/3	1/0	0	0	0	0.0	0(0)	0	0.0	0	0/0	3	1	4	0/0	0
<b>2009 TOTALS</b>	<b>16/0</b>	<b>5</b>	<b>3</b>	<b>8</b>	<b>0.0</b>	<b>0(0)</b>	<b>1</b>	<b>0.0</b>	<b>0</b>	<b>0/2*</b>	<b>18</b>	<b>6</b>	<b>24</b>	<b>0/2</b>	<b>0</b>
<b>CAREER TOTALS (2008- )</b>	<b>55/0</b>	<b>7</b>	<b>3</b>	<b>10</b>	<b>0.0</b>	<b>0(0)</b>	<b>1</b>	<b>0.0</b>	<b>0</b>	<b>0/3*</b>	<b>54</b>	<b>39</b>	<b>93</b>	<b>0/2</b>	<b>0</b>

\*Includes special teams FR

Farwell's Season Career Highs  
Mark 2009 Previous High, Year  
Tackles 8 2, 2007

Farwell's 2009 Season Highs  
Tackles..... 3..... at Cleveland, 9/13/09  
Solo Tackles ..... 2..... at Cleveland, 9/13/09  
Special Teams Tackles 4..... vs. N.Y. Giants, 1/3/09  
Fumble Recoveries..... 1..... vs. Seattle, 11/22/09; vs. Chicago 11/29/09

Farwell's Career Highs  
Tackles..... 3..... at Cleveland, 9/13/09  
Solo Tackles ..... 2..... vs. Atlanta, 9/9/07; at Cleveland, 9/13/09  
Special Teams Tackles 7..... at N.Y. Giants, 11/25/07  
Fumble Recovery ..... 1..... 3 times: vs. Arizona, 11/26/06; vs. Seattle, 11/22/09; vs. Chicago 11/29/09  
Onside Kick Recovery 1..... vs. Philadelphia, 10/28/07; vs. Washington, 12/23/07  
Fumble Recoveries..... 1..... vs. Seattle, 11/22/09

# 2009 VIKINGS PLAYER BIOS

## #4 BRETT FAVRE • QB

1st Year Vikings/19th Year NFL • Southern Miss

### 2009 SEASON HIGHLIGHTS

- Named to his 11th **Pro Bowl** and ranked 3rd overall in fan voting.
- Elected by teammates as the **Vikings 2009 Offensive Team MVP**.
- Had the best statistical season of his 19-year career, setting career bests for QB rating (107.2), completion pct. (68.4) and INT pct. (1.3), while throwing a career-low 7 INTs.
- His 4,202 yards passing was the 3rd-highest total of his career and his highest season total since 1998.
- Ranked 2nd in the NFL in passer rating and INT pct., 3rd in completion pct. (68.4) and tied for 2nd with 33 TDs.
- Ranks 2nd in passer rating and completion pct., 4th in passing yards and tied for 3rd in TD passes in Vikings single-season history.
- Is the only **Viking QB in history** with at least 500 career pass attempts and a 100.0-plus rating (107.2).
- Posted his 6th 4,000-yard season and NFL-record 9th season with 30 or more TDs.
- **NFC Offensive Player of the Month** in November after leading the Vikings to a 4-0 record and passing for 1,193 yards, 12 TDs and 0 INTs.
- Named **NFC Offensive Player of the Week** for Weeks 4, 8 and 17
- **FedEx Air Player of the Week** 3 times: Weeks 4 (vs. Green Bay), 8 (at Green Bay) and 10 (vs. Detroit).
- 72.9% of his 96 completions on 3rd down went to WR Percy Harvin (24-331), WR Sidney Rice (20-345) and RB Chester Taylor (26-257).
- Has posted a 100.0-plus passer rating 104 times in his career with a 95-9 record in those instances, including a 9-1 mark this year.
- Joined Daunte Culpepper as the only QBs in Minnesota history to post 4-straight 100.0-plus passer ratings games.
- Threw a TD pass in each of Minnesota's 12 wins.
- Has started 307 consecutive games (including playoffs).
- Set NFL records with his 271st consecutive start at QB at Detroit in Week 2, and his 283rd consecutive game played by a non-kicker at Arizona in Week 13, besting former Viking Jim Marshall, who held both records.
- Presented the game ball by head coach Brad Childress following the Detroit game.
- Served as a team captain in every game this season.

### FAVRE IN THE 2009 PLAYOFFS

- **Championship at New Orleans** - Totaled 310 yards through the air on 28-of-46 passing...Set career playoff highs for attempts and equaled his personal best for completions, previously set against Dallas in the 1993 NFC Divisional Game (1/16/94)...The performance marked his 4th career 300-yard game in the playoffs and his most yards passing since the 2003 NFC Wild Card throwing for 319 yards against Seattle (1/4/04)...Passed Joe Montana to be come the NFL's all-time postseason leader in completions and yards...Threw a TD pass in his 20th-straight playoff game.
- **Divisional vs. Dallas** - Threw a playoff career-best 4 TD passes, setting a Vikings playoff record...Passed Joe Montana (734) to top the NFL's all-time postseason completions list with 745...Helped Sidney Rice tie a NFL postseason record with 3 TD receptions... Earned his 1st victory against Dallas in 4 career playoff games.

### FAVRE'S 2009 PLAYOFF PASSING STATISTICS

OPPONENT	GP/GS	A	C	Pct.	Yds	Yds/Att	TD	INT	LG	Sk/Yds	Rating
vs. Dallas - 1/17/10	1/1	24	15	62.5	234	9.8	4	0	47t	3/20	134.4
at New Orleans - 1/24/10	1/1	46	28	60.9	310	6.7	1	2	30	0/0	70.0
<b>2009 PLAYOFF TOTALS</b>	<b>2/2</b>	<b>70</b>	<b>43</b>	<b>61.4</b>	<b>544</b>	<b>7.8</b>	<b>5</b>	<b>2</b>	<b>47t</b>	<b>3/20</b>	<b>97.6</b>

### FAVRE'S CAREER PLAYOFF HIGHLIGHTS

- Is 13-11 a starter (1-1 with Minnesota and 12-10 with Green Bay)... Led the Packers to back-to-back Super Bowl appearances in the 1996 and 1997 seasons, winning Super Bowl XXXI.
- Has thrown a TD pass in 20 consecutive postseason games.
- Is the NFL's all-time postseason leader in pass attempts (791), completions (483), yards (5,855) and trails only Joe Montana's 45 TDs (44) on NFL's all-time postseason lists.
- Has also thrown the most playoff INTs of all time with 30.

### FAVRE'S CAREER PLAYOFF TOTALS

YEAR TEAM	GP/GS	A	C	Pct.	Yds	Yds/Att	TD	INT	LG	Sk/Yds	Rating
1993 Green Bay	2/2	71	43	60.6	535	7.5	5	3	48	2/4	89.8
1994 Green Bay	2/2	73	41	56.2	473	6.5	0	1	59	2/15	70.2
1995 Green Bay	3/3	102	66	64.7	805	7.9	8	2	73t	6/41	106.9
1996 Green Bay	3/3	71	44	62.0	617	8.7	5	1	81t	7/60	107.5
1997 Green Bay	3/3	97	56	57.7	668	6.9	5	3	40	6/23	83.2
1998 Green Bay	1/1	35	20	57.1	292	8.3	2	2	47	1/10	79.7
2001 Green Bay	2/2	73	48	65.8	550	7.5	4	7	51	3/23	67.0
2002 Green Bay	1/1	42	20	47.6	247	5.9	1	2	37	2/14	54.4
2003 Green Bay	2/2	66	41	62.1	499	7.6	3	1	44	1/9	94.2
2004 Green Bay	1/1	33	22	66.7	216	6.5	1	4	28	2/15	55.4
2007 Green Bay	2/2	58	37	63.8	409	7.1	5	2	90t	1/0	99.0
2009 Minnesota	2/2	70	43	61.4	544	7.8	5	2	47t	3/20	97.6
<b>CAREER TOTALS (1991-2009)</b>	<b>24/24</b>	<b>791</b>	<b>483</b>	<b>61.1</b>	<b>5,855</b>	<b>7.4</b>	<b>44</b>	<b>30</b>	<b>90t</b>	<b>36/234</b>	<b>86.5</b>

\* - Wild Card; # - Divisional; @ - Championship; \$ - Super Bowl

#### Favre's Playoff Highs

Passing Attempts.....46.....at New Orleans@, 1/24/10  
 Completions.....28.....at Dallas#, 1/16/94; at New Orleans@, 1/24/10  
 Passing Yards.....331.....at Dallas#, 1/16/94  
 TD Passes.....4.....vs. Dallas#, 1/17/10  
 Long Pass.....90t.....vs. N.Y. Giants@, 1/20/08  
 QB Rating.....137.6.....vs. Seattle#, 1/12/08  
 Interceptions.....6.....at St. Louis@, 1/20/02

### 2009 REGULAR SEASON

• Threw 4 TD passes for the 3rd time this season in the regular season finale against the N.Y. Giants, extending his NFL record to 23 4-TD games...Ended the day with a season-best 148.7 passer rating, which was also his 2nd-highest rating ever...Named **NFC Offensive Player of the Week** for the 3rd time this season.

• Posted a 100-plus passer rating for the 9th time this season with a 106.4 rating at Chicago on MNF in Week 16...Had completions to 9 different receivers in the game.

• Completed the 6,000th pass of his career in the 1st quarter against Cincinnati in Week 14, a tipped ball that was hauled in by Greg Lewis for an 18-yard gain.

• Surpassed former Viking Jim Marshall on the consecutive games played by a non-kicker list with his 283rd-straight game played at Arizona in Week 12...Extended his NFL record by crossing the 3,000-yard mark passing for the 18th-straight season.

• Threw for 392 yards to pace the Vikings' highest offensive output (537 yards) since 1998 against Chicago in Week 12...It was the 4th-highest passing yards total in his career and marked the 2nd-most passing yards in a game by a 40-year old quarterback in NFL history (Warren Moon, 409, 10/26/97).

• Set an NFL record with the 22nd 4 TD game of his career against Seattle in Week 11, surpassing the record formerly held by Dan Marino...Also set a Vikings record for completion percentage, connecting on 22-of-25 passes (88.0 pct.) on the way to a 141.7 passer rating.

• Threw for a season-high 344 yards against Detroit in Week 10, (his 300th consecutive start, including postseason)...Had 4 completions of 40-plus yards, including 3 such passes to Sidney Rice...Led Minnesota to a season-high 492 yards of total offense...Named **FedEx Air Player of the Week** for the 3rd time this season.

• Recorded his 21st 4-TD game of his career at Green Bay in Week 8, tying Dan Marino's NFL record...Named **NFC Offensive Player of the Week** and **FedEx Air Player of the Week** for the 2nd time this season.

• In Week 6 against Baltimore, had a 136.9 rating on 21-of-29 passing for 278 yards and 3 TDs...Hit Sidney Rice with 2 passes of 55-plus yards, including a 58-yarder in the closing minutes of the 4th quarter that put the Vikings in position for a game-winning FG

• Posted his 3rd 100-plus passer rating of the season at St. Louis in Week 5 to lead the Vikings to a 5th-straight win and the 1st 5-0 start of his 19-year career.

• Led Minnesota to a 30-23 victory against his former team of 16 seasons, Green Bay, in Week 4, giving him at least 1 win against all 32 NFL teams in his career...Named **NFC Offensive Player of the Week** and **FedEx Air Player of the Week**.

• Hit Greg Lewis with the game-winning 32-yard TD pass with 2 seconds remaining to give Minnesota a 27-24 win against San Francisco in Week 3. Of all the 43 4th-quarter comebacks in his career, this one came with

# 2009 VIKINGS PLAYER BIOS

the least amount of time on the clock...The TD pass capped his 56th 300-yard passing performance in the regular season and the 1st 300-yard passing game by a Viking since Daunte Culpepper threw for 300 yards against New Orleans on 9/25/05.

• Hit Percy Harvin with a 6-yard scoring strike in the 3rd quarter against Cleveland in Week 1 for his 1st TD pass as a Viking.

## FAVRE'S CAREER NOTES

- Holds NFL passing records for attempts (9,811), completions (6,083), yards (69,329), 3,000-yard seasons (18), TD passes (497), INTs (317), wins (181) and consecutive starts (285), and 4-TD games (23).
- Established the Brett Favre Fourward Foundation in 1996; in conjunction with various other charity events he has hosted, has donated more than \$3 million to charities in home state of Mississippi as well as to those in Wisconsin.
- Raised approximately \$1 million through his foundation for Mississippi's three Gulf Coast counties following Hurricane Katrina.
- Wife, Deanna, founded the Deanna Favre Hope Foundation to benefit uninsured and under insured breast cancer patients.

<b>2009 GP/GS</b> 16/16	<b>Career GP/GS</b> 289/285 (2/0-ATL; 255/253-GB; 16/16-NYJ; 16/16-MIN)	<b>Playoffs GP/GS</b> 24/24 (2/2-MIN; 22/22-GB)
----------------------------	--	--

## FAVRE'S SEASON AND CAREER PASSING STATISTICS

OPPONENT	GP/GS	A	C	Pct.	Yds	Yds/Att	TD	INT	LG	Sk/Yds	Rating
at Cleveland - 9/13	1/1	21	14	66.7	110	5.2	1	0	21	4/25	95.3
at Detroit - 9/20	1/1	27	23	85.2	155	5.7	2	0	13	3/16	115.3
San Francisco - 9/27	1/1	46	24	52.2	301	6.5	2	1	36	2/18	78.3
Green Bay - 10/5	1/1	31	24	77.4	271	8.7	3	0	43	0/0	135.3
at St. Louis - 10/11	1/1	24	18	75.0	232	9.7	1	1	47	2/12	101.4
Baltimore - 10/18	1/1	29	21	72.4	278	9.6	3	0	63	3/19	136.9
at Pittsburgh - 10/25	1/1	50	33	66.0	334	6.7	0	1	34	4/37	76.6
at Green Bay - 11/1	1/1	28	17	60.7	244	8.7	4	0	51t	0/0	128.6
Detroit - 11/15	1/1	29	20	69.0	344	11.9	1	0	56	1/4	120.5
Seattle - 11/22	1/1	25	22	88.0	213	8.5	4	0	25	2/19	141.7
Chicago - 11/29	1/1	48	32	66.7	392	8.2	3	0	33	1/14	112.5
at Arizona - 12/6	1/1	45	30	66.7	275	6.1	2	2	31t	3/22	79.4
Cincinnati - 12/13	1/1	30	17	56.7	192	6.4	1	1	28	2/12	73.2
at Carolina - 12/20	1/1	27	17	63.0	224	8.3	0	1	63	4/28	73.7
at Chicago - 12/28	1/1	40	26	65.0	321	8.0	2	0	38	3/21	106.4
N.Y. Giants - 1/3	1/1	31	25	80.6	316	10.2	4	0	50	0/0	148.7
<b>2009 TOTALS</b>	<b>16/16</b>	<b>531</b>	<b>363</b>	<b>68.4</b>	<b>4,202</b>	<b>7.9</b>	<b>33</b>	<b>7</b>	<b>63</b>	<b>34/247</b>	<b>107.2</b>
<b>CAREER TOTALS (1991-)</b>	<b>289/285</b>	<b>9,811</b>	<b>6,083</b>	<b>62.0</b>	<b>69,329</b>	<b>7.1</b>	<b>497</b>	<b>317</b>	<b>99t</b>	<b>503/3,348</b>	<b>86.6</b>

<b>Favre's Season Career Highs</b>		
Mark	2009	Previous High, Year
Completion Pct.	68.4%	66.5%, 2007
Passer Rating	107.2	99.5, 1995
Yards/Attempt	7.9	7.7, 1995

<b>Favre's 2009 Season Highs</b>	
Passing Attempts.....	50..... at Pittsburgh, 10/25/09
Completions.....	36..... vs. Chicago, 11/22/09
Passing Yards.....	392..... vs. Chicago, 11/22/09
TD Passes.....	4..... at Green Bay, 11/1/09; vs. Seattle, 11/22/09; vs. N.Y. Giants, 1/3/10
Long Pass.....	63..... (to Sidney Rice) vs. Baltimore, 10/18/09; (to Adrian Peterson) at Carolina, 12/20/09
QB Rating.....	148.7..... vs. N.Y. Giants, 1/3/10

<b>Favre's Career Highs</b>	
Passing Attempts.....	61..... vs. San Francisco, 10/14/96
Completions.....	36..... at Chicago, 12/5/93
Passing Yards.....	402..... at Chicago, 12/5/93
TD Passes.....	6..... vs. Arizona, 9/28/08
Long Pass.....	99t..... vs. Chicago, 9/11/95
QB Rating.....	154.9..... at Oakland, 12/22/03
Rushing Attempts.....	7..... at Oakland, 11/4/07
Long Rush.....	40..... vs. Jacksonville, 9/24/95
Rushing TDs.....	2..... vs. Dallas, 10/8/95

# #37 ERIC FRAMPTON • S

3rd Year Vikings/3rd Year NFL • Washington State

## 2009 SEASON HIGHLIGHTS

- Ranked 4th on the team with 18 special teams tackles.
- Visited the University of Minnesota Amplatz Children's Hospital with teammates and the Vikings Women's Organization on 10/27.

## FRAMPTON IN THE 2009 PLAYOFFS

- Totaled 5 special teams tackles to share the team lead with Husain Abdullah.
- **Championship at New Orleans** - Tied for the team lead with 3 special teams tackles, including a forced fumble on punt coverage... Knocked the ball loose from Reggie Bush at the Saints' 10-yard line in the 2nd quarter and was recovered by Kenny Onatolu.
- **Divisional vs. Dallas** - Logged 2 solo special teams tackles.

## FRAMPTON'S 2009 PLAYOFF TOTALS

OPPONENT	DEFENSIVE								SPECIAL TEAMS						
	G/GS	U	A	TT	SK	INT	PBU	TFL	QBH	FF/FR	U	A	TT	FF/FR	BK
vs. Dallas - 1/17/10	1/0	0	0	0	0.0	0(0)	0	0.0	0	0/0	2	0	2	0/0	0
at New Orleans - 1/24/10	1/0	0	0	0	0.0	0(0)	0	0.0	0	0/0	2	1	3	1/0	0
<b>2009 PLAYOFF TOTALS</b>	<b>2/0</b>	<b>0</b>	<b>0</b>	<b>0</b>	<b>0.0</b>	<b>0(0)</b>	<b>0</b>	<b>0.0</b>	<b>0</b>	<b>0/0</b>	<b>4</b>	<b>1</b>	<b>5</b>	<b>0/0</b>	<b>0</b>

## FRAMPTON CAREER PLAYOFF HIGHLIGHTS

- Recorded a special teams tackle against Philadelphia in the Wild Card game (1/4/09).

## FRAMPTON'S CAREER PLAYOFF TOTALS

YEAR TEAM	DEFENSIVE								SPECIAL TEAMS						
	G/GS	U	A	TT	SK	INT	PBU	TFL	QBH	FF/FR	U	A	TT	FF/FR	BK
2008 Minnesota	1/0	0	0	0	0.0	0(0)	0	0	0	0/0	1	0	1	0/0	0
2009 Minnesota	2/0	0	0	0	0.0	0(0)	0	0	0	0/0	4	1	5	1/0	0
<b>CAREER PLAYOFF TOTALS</b>	<b>3/0</b>	<b>0</b>	<b>0</b>	<b>0</b>	<b>0.0</b>	<b>0(0)</b>	<b>0</b>	<b>0</b>	<b>0</b>	<b>0/0</b>	<b>5</b>	<b>1</b>	<b>6</b>	<b>1/0</b>	<b>0</b>

\* - Wild Card; # - Divisional; @ - Championship; \$ - Super Bowl  
 Frampton's Career Playoff Highs  
 Special Teams Tackles 3..... at New Orleans@, 1/24/10  
 Forced Fumbles..... 1..... at New Orleans@, 1/24/10

## 2009 REGULAR SEASON

- Forced a fumble on kickoff coverage against Chicago in Week 11 that was recovered by the Vikings and converted into a FG.
- Tied a career high with 3 special teams tackles at Pittsburgh in Week 7 and against Seattle in Week 11.
- Part of a punt coverage team that held Green Bay to 0 punt return yards in Week 4.

## CAREER NOTES

- Married Eimy Escano during 2009 offseason.
- Aspires to earn a masters degree and work for the United Nations following his football career.

<b>2009 GP/GS</b> 16/0	<b>Career GP/GS</b> 46/0 (41/0-MIN; 5/0-DET)	<b>Playoffs GP/GS</b> 3/0 (3/0-MIN)
---------------------------	---	--

## SEASON AND CAREER STATISTICS

OPPONENT	DEFENSIVE								SPECIAL TEAMS						
	G/GS	U	A	TT	SK	INT	PBU	TFL	QBH	FF/FR	U	A	TT	FF/FR	BK
at Cleveland - 9/13	1/0	0	0	0	0.0	0(0)	0	0.0	0	0/0	0	1	1	0/0	0
at Detroit - 9/20	1/0	0	0	0	0.0	0(0)	0	0.0	0	0/0	1	0	1	0/0	0
San Francisco - 9/27	1/0	0	0	0	0.0	0(0)	0	0.0	0	0/0	1	0	1	0/0	0
Green Bay - 10/5	1/0	0	0	0	0.0	0(0)	0	0.0	0	0/0	0	0	0	0/0	0
at St. Louis - 10/11	1/0	0	0	0	0.0	0(0)	0	0.0	0	0/0	1	0	1	0/0	0
Baltimore - 10/18	1/0	0	0	0	0.0	0(0)	0	0.0	0	0/0	0	0	0	0/0	0
at Pittsburgh - 10/25	1/0	0	0	0	0.0	0(0)	0	0.0	0	0/0	1	2	3	0/0	0
at Green Bay - 11/1	1/0	0	0	0	0.0	0(0)	0	0.0	0	0/0	0	1	1	0/0	0
Detroit - 11/15	1/0	0	0	0	0.0	0(0)	0	0.0	0	0/0	0	1	1	0/0	0
Seattle - 11/22	1/0	0	0	0	0.0	0(0)	0	0.0	0	0/0	3	0	3	0/0	0
Chicago - 11/29	1/0	0	0	0	0.0	0(0)	0	0.0	0	1/0	1	1	2	1/0	0
at Arizona - 12/6	1/0	0	0	0	0.0	0(0)	0	0.0	0	0/0	1	0	1	0/0	0
Cincinnati - 12/13	1/0	0	0	0	0.0	0(0)	0	0.0	0	0/0	1	0	1	0/0	0
at Carolina - 12/20	1/0	0	0	0	0.0	0(0)	0	0.0	0	0/0	1	0	1	0/0	0
at Chicago - 12/28	1/0	0	0	0	0.0	0(0)	0	0.0	0	0/0	1	0	1	0/0	0
N.Y. Giants - 1/3	1/0	0	0	0	0.0	0(0)	0	0.0	0	0/0	0	0	0	0/0	0
<b>2009 TOTALS</b>	<b>16/0</b>	<b>0</b>	<b>0</b>	<b>0</b>	<b>0.0</b>	<b>0(0)</b>	<b>0</b>	<b>0.0</b>	<b>0</b>	<b>1/0*</b>	<b>12</b>	<b>6</b>	<b>18</b>	<b>1/0</b>	<b>0</b>
<b>CAREER TOTALS (2008-)</b>	<b>46/0</b>	<b>0</b>	<b>0</b>	<b>0</b>	<b>0.0</b>	<b>0(0)</b>	<b>0</b>	<b>0.0</b>	<b>0</b>	<b>1/0*</b>	<b>42</b>	<b>16</b>	<b>58</b>	<b>1/0</b>	<b>0</b>

\*Includes special teams FF

**Frampton's 2009 Season Highs (Special Teams)**  
 Tackles..... 3..... at Pittsburgh, 10/25/09, vs. Seattle, 11/22/09

**Frampton's Career Highs (Special Teams)**  
 Tackles..... 3..... 6 times, last vs. Seattle, 11/22/09

# 2009 VIKINGS PLAYER BIOS

**#52 CHAD GREENWAY • LB**  
4th Year Vikings/4th Year NFL • Iowa

## 2009 SEASON HIGHLIGHTS

- **Named NFC Defensive Player of the Week in Week 2 at Detroit.**
- Had a team-best 6 takeaways (3 INT, 3 FR)
- Tied for 2nd in the NFL in defensive FR.
- Led Vikings for the 2nd straight season in tackles, registering 127 tackles and ranking 2nd with 3 INTs.

## GREENWAY IN THE 2009 PLAYOFFS

- Ranked 2nd on the team with 17 tackles in 2 games.
- **Championship at New Orleans** - Led the Vikings with 9 tackles, including 1 TFL.
- **Divisional vs. Dallas** - Recorded his 1st career postseason sack, bringing down Tony Romo in the 3rd quarter to force a missed FG attempt...Finished with 8 tackles and 2 passes defensed.

### GREENWAY'S 2009 PLAYOFF TOTALS

OPPONENT	G/GS	DEFENSIVE							SPECIAL TEAMS						
		U	A	TT	SK	INT	PBU	TFL	QBH	FF/FR	U	A	TT	FF/FR	BK
vs. Dallas - 1/17/10	1/1	6	2	8	1.0	0(0)	2	0.0	1	0/0	0	0	0	0/0	0
at New Orleans - 1/24/10	1/1	6	3	9	0.0	0(0)	0	1.0	0	0/0	0	0	0	0/0	0
<b>2009 PLAYOFF TOTALS</b>	<b>2/2</b>	<b>12</b>	<b>5</b>	<b>17</b>	<b>1.0</b>	<b>0(0)</b>	<b>2</b>	<b>1.0</b>	<b>1</b>	<b>0/0</b>	<b>0</b>	<b>0</b>	<b>0</b>	<b>0/0</b>	<b>0</b>

## GREENWAY CAREER PLAYOFF HIGHLIGHTS

- Has led the Vikings in tackles in 2 of his 3 career playoff games (10 vs. Philadelphia, 1/4/09; 9 at New Orleans (1/24/10).

### GREENWAY'S CAREER PLAYOFF TOTALS

YEAR, TEAM	G/GS	DEFENSIVE							SPECIAL TEAMS						
		U	A	TT	SK	INT	PBU	TFL	QBH	FF/FR	U	A	TT	FF/FR	BK
2008 Minnesota	1/1	9	1	10	0.0	0(0)	1	1.0	1	0/0	1	0	1	0/0	0
2009 Minnesota	2/2	12	5	17	1.0	0(0)	2	1.0	1	0/0	0	0	0	0/0	0
<b>CAREER PLAYOFF TOTALS</b>	<b>2/2</b>	<b>21</b>	<b>6</b>	<b>27</b>	<b>1.0</b>	<b>0(0)</b>	<b>3</b>	<b>2.0</b>	<b>2</b>	<b>0/0</b>	<b>1</b>	<b>0</b>	<b>1</b>	<b>0/0</b>	<b>0</b>

\* - Wild Card; # - Divisional; @ - Championship; \$ - Super Bowl

#### Greenway's Career Playoff Highs

Tackles..... 10..... vs. Philadelphia\*, 1/4/09  
Sacks..... 1.0..... vs. Dallas#, 1/17/10  
Tackles For Loss..... 1..... vs. Philadelphia\*, 1/4/09; at New Orleans@, 1/24/10  
Pass Breakups..... 2..... vs. Dallas#, 1/17/10  
Quarterback Hurries... 1..... vs. Dallas#, 1/17/10; vs. Philadelphia\*, 1/4/09

## 2009 REGULAR SEASON

- Had a season-high and team-leading 13 tackles at Carolina in Week 15.
- Recovered a fumble with :04 left in the 1st half against Cincinnati at the Bengals' 27-yard line, setting up a Ryan Longwell FG...Posted 10 total tackles (9 on defense, 1 on punt coverage).
- Recorded a season-high and team-best 12 tackles in the Week 8 win at Green Bay.
- Posted 8 tackles to share the team lead with E.J. Henderson at Pittsburgh (10/25).
- Had a FF at the Vikings' 3-yard line in the 2nd quarter at St. Louis (10/11) that was recovered by E.J. Henderson, to end a Rams drive...Led the team with 8 tackles.
- Had 5 tackles and a recovered a fumble in the 1st quarter against Green Bay in Week 4 that led to Minnesota's 1st TD drive.
- **Named NFC Defensive Player of the Week** after having 3 takeaways (2 INT, 1 FR) in Week 2 at Detroit (9/20) and recovering an onside kick... Became the 15th Viking and 3rd Viking LB to record 3 takeaways in a game...His FR in 3rd quarter and 36-yard INT return set up the Vikings in Lions territory and led to a pair of TDs.
- Led the team and tied a career high with 3 pass breakups in Week 1 at Cleveland.

## CAREER NOTES

- Had a career-best and team-leading 150 tackles in 2008.
- Works through his Lead The Way Foundation to enhance education and health opportunities for children.
- Donated \$100,000 to Sanford Hospital in Sioux Falls, SD in spring 2008 to help children's cancer patients and families.
- Hosts the annual Greenway Gridiron gallop 5K fun run on Father's Day with his wife and other members of the Vikings Women's Organization.

- Winner of the 2007 Ed Block Courage Award for his effort in coming back from a knee injury that landed him on IR his entire rookie campaign in 2006.
- Wife, Jennifer, is a former track and field athlete at Iowa...The couple has a daughter, Maddyn, born in 2007.
- Grew up on a hog and crop farm in Mount Vernon, SD (pop. less than 400) and played 9-man football in high school.
- He and Ben Leber are the only South Dakotans who start in the NFL.

2009 GP/GS  
16/16

Career GP/GS  
48/47

Playoffs GP/GS  
3/3

## SEASON AND CAREER DEFENSIVE STATISTICS

OPPONENT	GP/GS	U	A	TT	SK	INT (YDS)	PBU	TFL	QBH	FF/FR
at Cleveland - 9/13	1/1	4	3	7	0.0	0(0)	3	0.0	0	0/0
at Detroit - 9/20	1/1	3	1	4	0.0	2(49)	2	0.0	0	0/1
San Francisco - 9/27	1/1	5	2	7	0.0	0(0)	0	0.0	1	0/0
Green Bay - 10/5	1/1	5	2	7	0.0	0(0)	0	1.0	0	0/1
at St. Louis - 10/11	1/1	4	4	8	0.0	0(0)	0	0.0	0	1/0
Baltimore - 10/18	1/1	10	1	11	0.0	0(0)	0	1.0	0	0/0
at Pittsburgh - 10/25	1/1	5	3	8	0.0	0(0)	0	0.0	0	0/0
at Green Bay - 11/1	1/1	10	2	12	0.0	0(0)	1	1.0	0	0/0
Detroit - 11/15	1/1	5	3	8	0.0	0(0)	0	0.0	0	0/0
Seattle - 11/22	1/1	3	1	4	0.0	0(0)	0	0.0	0	0/0
Chicago - 11/29	1/1	4	3	7	0.0	0(0)	0	0.0	0	0/0
at Arizona - 12/6	1/1	4	1	5	0.0	0(0)	0	0.0	0	0/0
Cincinnati - 12/13	1/1	6	3	9	0.0	0(0)	0	1.0	0	0/1
at Carolina - 12/20	1/1	7	5	12	0.0	0(0)	0	0.0	1	0/0
at Chicago - 12/28	1/1	9	4	13	0.0	0(0)	0	0.0	1	0/0
N.Y. Giants - 1/3	1/1	4	1	5	0.0	1(0)	1	0.0	1	0/0
<b>2009 TOTALS</b>	<b>16/16</b>	<b>88</b>	<b>39</b>	<b>127</b>	<b>0.0</b>	<b>3(49)</b>	<b>7</b>	<b>4.0</b>	<b>4</b>	<b>1/3</b>
<b>CAREER TOTALS (2006- )</b>	<b>48/47</b>	<b>274</b>	<b>132</b>	<b>406</b>	<b>5.5</b>	<b>5(86)</b>	<b>20</b>	<b>15.0</b>	<b>22</b>	<b>8/6</b>

#### Greenway's 2009 Season Highs

Tackles..... 13..... at Carolina, 12/20/09  
Solo Tackles..... 10..... vs. Baltimore, 10/18/09; at Green Bay, 11/1/09  
Passes Defensed..... 3..... at Cleveland, 9/13/09  
Interceptions..... 2..... at Detroit, 9/20/09  
Long INT Return..... 36..... at Detroit, 9/20/09  
Fumble Recovery..... 1..... at Detroit, 9/20/09, vs. Green Bay, 10/5/09; vs. Cincinnati, 12/13/09  
QB Hurries..... 1..... vs. San Francisco, 9/27/09

#### Greenway's Career Highs

Tackles..... 17..... at Tampa Bay, 11/16/08  
Solo Tackles..... 15..... at Tampa Bay, 11/16/08  
Sack..... 1.0..... 5 times, last at Arizona, 12/14/08  
QB Hurries..... 3..... at Arizona, 12/14/08  
Passes Defensed..... 3..... at Arizona, 12/14/08; at Cleveland, 9/13/09  
Interception..... 2..... at Detroit, 9/20/09  
Long INT Return..... 37..... at N.Y. Giants, 11/25/07  
Forced Fumbles..... 2..... vs. Green Bay, 9/30/07  
Fumble Recovery..... 1..... 7 times, last vs. Cincinnati, 12/13/09  
Tackles for Loss..... 2.0..... at Tampa Bay, 11/16/08

# 2009 VIKINGS PLAYER BIOS

**#23 CEDRIC GRIFFIN • CB**  
4th Year Vikings/4th Year NFL • Texas

2009 GP/GS  
16/16

Career GP/GS  
62/54

Playoffs GP/GS  
3/3

## 2009 SEASON HIGHLIGHTS

- Led the team with a career-high 4 INTs.
- His INTs helped lead to 13 Minnesota points on the season.
- Is 6th on the team with 70 tackles.
- His 2 FF ran his career total to 10, which ranks 2nd all-time among Vikings DBs (Joey Browner, 18, 1983-91).

## GRIFFIN IN THE 2009 PLAYOFFS

- Championship at New Orleans** - Registered 2 tackles on defense and 1 tackle on kickoff coverage...Left the game with a knee injury he sustained on kickoff coverage in overtime.
- Divisional vs. Dallas** - Ranked 2nd on the team with 9 tackles (8 solo stops), while adding a pass breakup.

### GRIFFIN'S 2009 PLAYOFF TOTALS

OPPONENT	G/GS	DEFENSIVE								SPECIAL TEAMS						
		U	A	TT	SK	INT	PBU	TFL	QBH	FF/FR	U	A	TT	FF/FR	BK	
vs. Dallas - 1/17/10	1/1	8	1	9	0.0	0(0)	0	0.0	0	0/0	0	0	0	0	0/0	0
at New Orleans - 1/24/10	1/1	1	1	2	0.0	0(0)	0	0.0	0	0/0	1	0	1	0/0	0	
<b>2009 PLAYOFF TOTALS</b>	<b>2/2</b>	<b>9</b>	<b>2</b>	<b>11</b>	<b>0.0</b>	<b>0(0)</b>	<b>0</b>	<b>0.0</b>	<b>0</b>	<b>0/0</b>	<b>1</b>	<b>0</b>	<b>1</b>	<b>0/0</b>	<b>0</b>	

## GRIFFIN'S CAREER PLAYOFF HIGHLIGHTS

- Recorded the Vikings only INT against Philadelphia in the Wild Card game (1/4/09) and added 4 tackles and 2 pass breakups.

### GRIFFIN'S CAREER PLAYOFF TOTALS

YEAR, TEAM	G/GS	DEFENSIVE								SPECIAL TEAMS					
		U	A	TT	SK	INT	PBU	TFL	QBH	FF/FR	U	A	TT	FF/FR	BK
2008 Minnesota	1/1	4	0	4	0.0	1(0)	2	0.0	0	0/0	0	0	0	0/0	0
2009 Minnesota	2/2	9	2	11	0.0	0(0)	0	0.0	0	0/0	1	0	1	0/0	0
<b>CAREER PLAYOFF TOTALS</b>	<b>3/3</b>	<b>13</b>	<b>2</b>	<b>15</b>	<b>0.0</b>	<b>1(0)</b>	<b>2</b>	<b>0.0</b>	<b>0</b>	<b>0/0</b>	<b>1</b>	<b>0</b>	<b>1</b>	<b>0/0</b>	<b>0</b>

\* - Wild Card; # - Divisional; @ - Championship; \$ - Super Bowl  
**Griffin's Career Playoff Highs**  
 Tackles..... 9..... vs. Dallas#, 1/17/10  
 Interceptions..... 1..... vs. Philadelphia\*, 1/4/09  
 Pass Breakups..... 2..... vs. Philadelphia\*, 1/4/09  
 Special Teams Tkls..... 1..... at New Orleans@, 1/24/10

## 2009 REGULAR SEASON

- Picked off a Jay Cutler pass in the 3rd quarter on MNF against Chicago in Week 16 that was converted into a Vikings FG.
- Broke up a potential TD pass in the end zone against Cincinnati in Week 14, holding the Bengals to a FG in the 30-10 win.
- Made a diving INT grab in the end zone in Week 12 against Chicago, picking off Jay Cutler in the 2nd quarter.
- Tied a career high with 9 solo tackles in Week 10 against Detroit and forced a fumble.
- Posted a career-high 9 solo tackles in Week 6 against Baltimore.
- Intercepted San Francisco's Shaun Hill in the 2nd quarter on a deep ball at the Minnesota 27-yard line in Week 3 with the ensuing Vikings drive ending in a FG.
- Intercepted Cleveland's Brady Quinn in the 3rd quarter in Week 1, a turnover converted into a Vikings TD...Also forced a fumble in the 2nd quarter.

## CAREER NOTES

- Led the Vikings secondary with a career-best 100 tackles in 2008.
- One of only 5 Vikings CBs ever to record at least 100 tackles in a season.
- Returned to Austin, TX to work on finishing his degree in youth and community studies in the 2009 offseason.
- Lived in California, Louisiana and Texas growing up.

## SEASON AND CAREER DEFENSIVE STATISTICS

OPPONENT	GP/GS	U	A	TT	SK	INT (YDS)	PBU	TFL	QBH	FF/FR
at Cleveland - 9/13	1/1	2	2	4	0.0	1(0)	1	0.0	0	1/0
at Detroit - 9/20	1/1	4	0	4	0.0	0(0)	2	0.0	0	0/0
San Francisco - 9/27	1/1	2	2	4	0.0	1(0)	0	0.0	0	0/0
Green Bay - 10/5	1/1	4	1	5	0.0	0(0)	1	0.0	0	0/0
at St. Louis - 10/11	1/1	5	0	5	0.0	0(0)	0	0.0	0	0/0
Baltimore - 10/18	1/1	9	0	9	0.0	0(0)	0	0.0	0	0/0
at Pittsburgh - 10/25	1/1	3	2	5	0.0	0(0)	0	0.0	0	0/0
at Green Bay - 11/1	1/1	2	0	2	0.0	0(0)	1	0.0	0	0/0
Detroit - 11/15	1/1	9	0	9	0.0	0(0)	0	0.0	0	1/0
Seattle - 11/22	1/1	0	1	1	0.0	0(0)	0	0.0	0	0/0
Chicago - 11/29	1/1	4	1	5	0.0	1(0)	0	1.0	0	0/0
at Arizona - 12/6	1/1	2	0	2	0.0	0(0)	0	0.0	0	0/0
Cincinnati - 12/13	1/1	2	1	3	0.0	0(0)	1	0.0	0	0/0
at Carolina - 12/20	1/1	2	2	4	0.0	0(0)	0	0.0	0	0/0
at Chicago - 12/28	1/1	3	2	5	0.0	1(-2)	0	0.0	0	0/0
N.Y. Giants - 1/3	1/1	3	0	3	0.0	0(0)	0	1.0	0	0/0
<b>2009 TOTALS</b>	<b>16/16</b>	<b>56</b>	<b>14</b>	<b>70</b>	<b>0.0</b>	<b>4(-2)</b>	<b>6</b>	<b>2.0</b>	<b>0</b>	<b>2/0</b>
<b>CAREER TOTALS (2006- )</b>	<b>62/54</b>	<b>226</b>	<b>67</b>	<b>293</b>	<b>0.0</b>	<b>7(0)</b>	<b>43</b>	<b>8.0</b>	<b>1</b>	<b>10/2</b>

**Griffin's Season Career Highs**  
 Mark 2009 Previous High, Year  
 Interceptions 4 2, 2007

**Griffin's 2009 Season Highs**  
 Tackles..... 9..... vs. Baltimore, 10/18/09; vs. Detroit, 11/15/09  
 Solo Tackles..... 9..... vs. Baltimore, 10/18/09; vs. Detroit, 11/15/09  
 Passes Defensed..... 2..... at Cleveland, 9/13/09; at Detroit, 9/20/09  
 Interceptions..... 1..... 4 times, last at Chicago, 12/28/09  
 Forced Fumbles..... 1..... at Cleveland, 9/13/09

**Griffin's Career Highs**  
 Tackles..... 10..... at Tampa Bay, 11/16/08  
 Solo Tackles..... 9..... vs. Baltimore, 10/18/09; vs. Detroit, 11/15/09  
 Passes Defensed..... 4..... at Arizona, 12/14/08  
 Fumble Recovery..... 1..... at Detroit, 12/10/06; vs. Green Bay, 9/30/07  
 Long Fumble Rec. ... 28..... at Dallas, 10/21/07  
 Touchdown..... 1..... at Dallas, 10/21/07  
 Interceptions..... 1..... 7 times, last at Chicago, 12/28/09  
 Forced Fumbles..... 1..... 8 times, last at Jacksonville, 11/23/08

# 2009 VIKINGS PLAYER BIOS

**#98 LETROY GUION • DT**  
2nd Year Vikings/2nd Year NFL • Florida State

## 2009 REGULAR SEASON

- Saw his first action since the 3rd week of the season against Seattle in Week 11, finishing the game with 2 QB hurries.

- Set a career high with 3 tackles in Week 2 at Detroit (9/20/09).

- Recorded his 1st career NFL statistics with a pair of QB hurries on Brady Quinn in the 4th quarter for a 2-yard loss in the season opener (9/13/09).

## GUION IN THE PLAYOFFS

- Was inactive against New Orleans (1/24/10), Dallas (1/17/10) and Philadelphia (1/4/09).

## CAREER NOTES

- Participated in 2009 Minnesota Governor's Fishing Opener, teaching kids to fish and encouraging involvement in the outdoors.
- Aspires to be a game warden following his playing career.

2009 GP/GS 7/0 Career GP/GS 9/0 Playoffs GP/GS 0/0

### SEASON AND CAREER DEFENSIVE STATISTICS

OPPONENT	GP/GS	U	A	TT	SK	INT (YDS)	PBU	TFL	QBH	FF/FR
at Cleveland - 9/13	1/0	0	0	0	0.0	0 (0)	0	0.0	2	0/0
at Detroit - 9/20	1/0	2	1	3	0.0	0 (0)	0	0.0	1	0/0
San Francisco - 9/27	1/0	0	0	0	0.0	0 (0)	0	0.0	0	0/0
Green Bay - 10/5						INACTIVE				
at St. Louis - 10/11						INACTIVE				
Baltimore - 10/18						INACTIVE				
at Pittsburgh - 10/25						INACTIVE				
at Green Bay - 11/1						INACTIVE				
Detroit - 11/15						INACTIVE				
Seattle - 11/22	1/0	0	0	0	0.0	0 (0)	0	0.0	2	0/0
Chicago - 11/29						INACTIVE				
at Arizona - 12/6	1/0	0	0	0	0.0	0 (0)	0	0.0	0	0/0
Cincinnati - 12/13						INACTIVE				
at Carolina - 12/20						INACTIVE				
at Chicago - 12/28	1/0	0	0	0	0.0	0 (0)	0	0.0	0	0/0
N.Y. Giants - 1/3	1/0	0	0	0	0.0	0 (0)	0	0.0	2	0/0
<b>2009 TOTALS</b>	<b>7/0</b>	<b>2</b>	<b>1</b>	<b>3</b>	<b>0.0</b>	<b>0 (0)</b>	<b>0</b>	<b>0.0</b>	<b>7</b>	<b>0/0</b>
<b>CAREER TOTALS (2008-)</b>	<b>9/0</b>	<b>2</b>	<b>1</b>	<b>3</b>	<b>0.0</b>	<b>0 (0)</b>	<b>0</b>	<b>0.0</b>	<b>7</b>	<b>0/0</b>

### Guion's Career and Season Highs

Tackles..... 3..... at Detroit, 9/20/09  
Solo Tackles ..... 2..... at Detroit, 9/20/09  
QB Hurries..... 2..... at Cleveland, 9/13/09, vs. Seattle, 11/22/09; N.Y. Giants,

**#12 PERCY HARVIN • WR**  
Rookie • Florida

## 2009 SEASON HIGHLIGHTS

- **Named AP Offensive Rookie of the Year**, the 6th Viking ever to win the honor...**Named Pro Football Weekly Offensive Rookie of the Year**, the 5th Viking to win the honor and joined Adrian Peterson as the 2nd Viking to be the **Pepsi NFL Rookie of the Year**.
- Selected to the **Pro Bowl as a Kick Returner**.
- Set a Vikings record with 2,081 combined yards, surpassing the previous record of 2,051, set by Herschel Walker in 1990.
- Named **NFL Offensive Rookie of the Month** in November after compiling 19 receptions for 317 yards (16.7 average) with 3 TDs, 4 carries for 54 yards (13.5 average) and 8 kick returns for 239 yards (29.9 average) in 4 games.
- **NFC Special Teams Player of the Week** in Week 3
- Named **NFL Rookie of the Week** in Week 8
- The NFC's leading fan vote-getter in Pro Bowl voting for KR.
- Set Vikings records for career and season KOR TDs with 2 and rushing yards by a WR with 135.
- Ranked 4th in the NFL with a 27.5 KOR average (42-1,156) and 2 KOR TDs.
- Ranked 2nd in the NFC with 2,081 combined yards while averaging 17.8 yards/touch):
  - 1,156 yards on 42 kickoff returns (27.5)
  - 790 yards receiving on 60 receptions (13.2)
  - 135 yards rushing on 15 attempts (9.0)
- Led all NFC rookie non-kickers in scoring with 48 points.
- Tied for the lead among NFL rookies in receiving yards (790) and led all rookies in 3rd down receptions (24-331), which tied for 11th in the NFL.
- Ranked 2nd on the team in receiving yards and receptions, and 3rd in TD receptions.

## HARVIN IN THE 2009 PLAYOFFS

- **Championship at New Orleans** - Had 86 combined yards on 11 touches (38 receiving, 33 on kickoff return, 15 rushing).
- **Divisional vs. Dallas** - Rushed 3 times for 23 yards and caught 1 pass for 1 yard.

### HARVIN'S 2009 PLAYOFF TOTALS

OPPONENT	GP/GS	RECEIVING					RUSHING				
		No	Yds	Avg	Lg	TD	No	Yds	Avg	Lg	TD
vs. Dallas - 1/17/10	1/0	1	1	1.0	1	0	3	23	7.7	14	0
at New Orleans - 1/24/10	1/1	5	38	7.6	20	0	4	15	3.8	10	0
<b>CAREER PLAYOFF TOTALS</b>	<b>2/1</b>	<b>6</b>	<b>39</b>	<b>6.5</b>	<b>20</b>	<b>0</b>	<b>7</b>	<b>38</b>	<b>5.4</b>	<b>14</b>	<b>0</b>

OPPONENT	GP/GS	KICKOFF RETURNS					PUNT RETURNS					
		No	Yds	Avg	Lg	TD	No	FC	Yds	Avg	Lg	TD
vs. Dallas - 1/17/10	1/0	0	0	0.0	0	0	0	0	0	0.0	0	0
at New Orleans - 1/24/10	1/1	2	33	16.5	17	0	0	0	0	0.0	0	0
<b>CAREER PLAYOFF TOTALS</b>	<b>2/1</b>	<b>2</b>	<b>33</b>	<b>16.5</b>	<b>17</b>	<b>0</b>	<b>0</b>	<b>0</b>	<b>0</b>	<b>0.0</b>	<b>0</b>	<b>0</b>

\* - Wild Card; # - Divisional; @ - Championship; \$ - Super Bowl  
Harvin's Playoff Highs

Receptions..... 5..... at New Orleans@, 1/24/10  
Receiving Yards..... 38..... at New Orleans@, 1/24/10  
Long Reception ..... 20..... at New Orleans@, 1/24/10  
Rushes ..... 4..... at New Orleans@, 1/24/10  
Rushing Yards ..... 23..... vs. Dallas#, 1/17/10  
Long Rush ..... 14..... vs. Dallas#, 1/17/10  
Kickoff Returns ..... 2..... at New Orleans@, 1/24/10  
Kickoff Return Yards. 33..... at New Orleans@, 1/24/10  
Long Kickoff Return.. 17..... at New Orleans@, 1/24/10

Percy Harvin continued on next page



# 2009 VIKINGS PLAYER BIOS

## Percy Harvin, continued

### 2009 REGULAR SEASON

- Totaled 179 combined yards on 11 touches in Week 16 at Chicago.
- Inactive for the 1st time in his career against Cincinnati in Week 14.
- Led the Vikings in rushing (22 yards), receiving (79 yards) and returns (62 yards), totaling 163 combined yards at Arizona in Week 13.
- Set career highs in receptions (6), receiving yards (101) and rushing yards (45) against Chicago in Week 12...Opened the scoring for the Vikings for the 2nd-straight week with a 13-yard grab in the 2nd quarter.
- Was 1 of 4 Viking receivers to catch a TD pass against Seattle in Week 11, hauling in a 23-yard score to open the scoring.
- Accounted for 261 all-purpose yards at Green Bay in Week 8, including 84 yards receiving on 5 catches and was named **Pepsi NFL Rookie of the Week**...Hauled in a 51-yard TD grab in the 3rd quarter...Returned 2 kickoffs (77 and 48 yards, respectively) into Packer territory, with both leading to Viking TDs.
- Set a Vikings season and career record with his 2nd kickoff return for a TD in Week 7 at Pittsburgh, taking a 4th quarter kick back 88 yards for a score...Finished the game with 216 all-purpose yards.
- Earned his 1st career start at St. Louis in Week 5 and responded with a career-high 66 yards on 4 receptions...2 of those receptions accounted for 46 of Minnesota's 80-yard scoring drive to open the game.
- **NAMED NFC SPECIAL TEAMS PLAYER OF THE WEEK (9/29)** after a 101-yard KOR for a TD on the way to 180 KOR yards on 4 returns (45.0 average) against San Francisco in Week 3 (9/27).
- Joined Dallas' Felix Jones (2008) as the only rookies in the past 5 years to score a TD in each of the 1st 3 games of a season.
- Set several team and team rookie records in Week 3 vs. San Francisco:
  - 1st player in team history to score a TD in 1st 3 games of a career.
  - Kickoff return of 101 yards tied for the 2nd longest in team history (Aundrae Allison, 104t vs. Detroit, 12/2/07).
  - His 180 kickoff return yards were 2nd-most by a rookie in team history for a single game (182, Buster Rhymes vs. Chicago, 9/19/85).
  - 45.0 kickoff return average ranked 2nd-highest in team history for a single game (47.7 Aundrae Allison vs. Detroit, 12/2/07).
- Amassed 157 all-purpose yards (99 KOR, 36 receiving, 22 rushing) in his NFL debut against Cleveland (9/13/09)...Caught his 1st NFL TD and Brett Favre's 1st TD pass as a Viking, stretching through 2 Browns defenders for a 6-yard score in the 3rd quarter...Was only the 6th Viking rookie to score in his 1st NFL game, joining Randy Moss (twice in 1998), Chuck Foreman (1973), Sammy White (1976), James Brim (1987) and Adrian Peterson (2007) as the only others to do so.
- Caught Favre's 1st completion as a Viking in Week 2 of the preseason against Kansas City for a gain of 4 yards.
- Vikings 2009 1st-Round Draft pick, taken with the 22nd overall selection.

### COLLEGE NOTES

- One of only 2 collegiate WRs since 1996 with more than 1,500 yards rushing and 1,500 yards receiving in career, doing so in only 3 years at Florida.
- Earned All-America and All-SEC honors all 3 years at Florida, helping lead the Gators to 2 BCS titles.
- Led Landstown HS to 3 consecutive state titles and is the only athlete in Virginia history to win 5 gold medals at the state track and field championship.

2009 GP/GS  
15/7

Career GP/GS  
15/7

Playoffs GP/GS  
2/1

### HARVIN'S SEASON AND CAREER RECEIVING AND RUSHING

OPPONENT	GP/GS	RUSHING					RECEIVING				
		No	Yds	Avg	Lg	TD	No	Yds	Avg	Lg	TD
at Cleveland - 9/13	1/0	2	22	11.0	11	0	3	36	12.0	21	1
at Detroit - 9/20	1/0	2	14	7.0	13	0	5	41	8.2	11	1
San Francisco - 9/27	1/0	1	-8	-8.0	-8	0	4	51	12.8	18	0
Green Bay - 10/5	1/0	0	0	0.0	0	0	2	39	19.5	43	0
at St. Louis - 10/11	1/1	0	0	0.0	0	0	4	66	16.5	24	0
Baltimore - 10/18	1/0	1	2	2.0	2	0	2	10	5.0	8	0
at Pittsburgh - 10/25	1/1	1	7	7.0	7	0	3	42	14.0	28	0
at Green Bay - 11/1	1/0	1	2	2.0	2	0	5	84	16.8	51t	1
Detroit - 11/15	1/1	1	7	7.0	7	0	3	53	17.7	40	0
Seattle - 11/22	1/1	0	0	0.0	0	0	5	79	15.8	25	1
Chicago - 11/29	1/0	2	45	22.5	35	0	6	101	16.8	31	1
at Arizona - 12/6	1/1	2	22	11.0	13	0	6	79	13.2	31t	1
Cincinnati - 12/13							INACTIVE				
at Carolina - 12/20	1/1	0	0	0.0	0	0	0	0	0.0	0	0
at Chicago - 12/28	1/0	1	0	0.0	0	0	4	40	10.0	19	0
N.Y. Giants - 1/3	1/1	1	22	22.0	22	0	7	59	8.4	18	0
<b>CAREER TOTALS (2009-)</b>	<b>15/7</b>	<b>15</b>	<b>135</b>	<b>9.0</b>	<b>35</b>	<b>0</b>	<b>60</b>	<b>790</b>	<b>13.2</b>	<b>51t</b>	<b>6</b>

### HARVIN'S SEASON AND CAREER RETURNS

OPPONENT	GP/GS	KICKOFF RETURNS					PUNT RETURNS					
		No	Yds	Avg	Lg	TD	No	FC	Yds	Avg	Lg	TD
at Cleveland - 9/13	1/0	3	99	33.0	41	0	0	0	0	0.0	0	0
at Detroit - 9/20	1/0	3	79	26.3	30	0	0	0	0	0.0	0	0
San Francisco - 9/27	1/0	4	180	45.0	101t	1	0	0	0	0.0	0	0
Green Bay - 10/5	1/0	3	52	17.3	19	0	0	0	0	0.0	0	0
at St. Louis - 10/11	1/1	1	27	27.0	27	0	0	0	0	0.0	0	0
Baltimore - 10/18	1/0	4	81	20.3	32	0	0	0	0	0.0	0	0
at Pittsburgh - 10/25	1/1	5	167	33.4	88t	1	0	0	0	0.0	0	0
at Green Bay - 11/1	1/0	5	175	35.0	77	0	0	0	0	0.0	0	0
Detroit - 11/15	1/1	1	29	29.0	29	0	0	0	0	0.0	0	0
Seattle - 11/22	1/1	2	35	17.5	18	0	0	0	0	0.0	0	0
Chicago - 11/29	1/0	0	0	0.0	0	0	0	0	0	0.0	0	0
at Arizona - 12/6	1/1	3	62	20.7	26	0	0	0	0	0.0	0	0
Cincinnati - 12/13							INACTIVE					
at Carolina - 12/20	1/1	2	31	15.5	21	0	0	0	0	0.0	0	0
at Chicago - 12/28	1/1	6	139	23.2	27	0	0	0	0	0.0	0	0
N.Y. Giants - 1/3	1/1	0	0	0.0	0	0	0	0	0	0.0	0	0
<b>CAREER TOTALS (2009-)</b>	<b>15/7</b>	<b>42</b>	<b>1,156</b>	<b>27.5</b>	<b>101t</b>	<b>2</b>	<b>0</b>	<b>0</b>	<b>0</b>	<b>0.0</b>	<b>0</b>	<b>0</b>

#### Harvin's Season and Career Highs

Receptions..... 6..... vs. Chicago, 11/29/09; at Arizona, 12/6/09  
 Receiving Yards..... 101..... vs. Chicago, 11/29/09  
 Long Catch ..... 51t..... at Green Bay, 11/1/09  
 TD Catch ..... 1..... 6 times, last at Arizona, 12/6/09  
 Rushing Attempts ..... 2..... 4 times, last at Arizona, 12/6/09  
 Rushing Yards ..... 45..... vs. Chicago, 11/29/09  
 Long Rush ..... 35..... vs. Chicago, 11/29/09  
 Kickoff Returns ..... 5..... at Chicago, 12/28/09  
 Kickoff Return Yards 180..... vs. San Francisco, 9/27/09  
 Long Kickoff..... 101t..... vs. San Francisco, 9/27/09  
 Kickoff Return TD ..... 1..... vs. San Francisco, 9/27/09; at Pittsburgh, 10/25/09

# 2009 VIKINGS PLAYER BIOS

## #56 E.J. HENDERSON • LB 7th Year Vikings/7th Year NFL • Maryland

### 2009 SEASON HIGHLIGHTS

- Placed on Injured Reserve on 12/8/09.
- Selected as the Vikings 2009 Community Man of the Year.
- Pledged to donate \$100 (\$10,000 thus far) for every tackle he makes in 2009 to his E.J. Henderson Youth Foundation, which aims to strengthen youth participants from Minneapolis and St. Paul academically, socially and physically preparing them for college and beyond.
- Leads the team with 100 tackles.

### 2009

- Was taken to the hospital following a leg injury sustained in the 4th quarter at Arizona in Week 13...Had a team-best 11 tackles despite leaving the game early.
- Broke up a pass in the 2nd quarter against Chicago in Week 12 that was intercepted by Jared Allen and eventually converted into a TD.
- Tied for the team lead with 9 tackles, including 1 TFL, against Detroit in Week 10.
- Shared the team lead in tackles with 8, including 7 solo at Pittsburgh in Week 7.
- Had a team-high 12 tackles, including 1 for a loss to go along with a QB hurry and pass breakup against Baltimore in Week 6.
- Made 7 tackles and returned a St. Louis fumble at the 2-yard line 6 yards, one of 3 turnovers Minnesota forced on the Rams inside the Vikings' 10-yard line on the day.
- Tied a season high with 11 tackles against Green Bay in Week 4.
- Led the team with a season-high 11 tackles, including 9 solo against San Francisco in Week 3.
- Made a successful return from injury in 2008, re-assuming his position as a defensive captain and leading the Vikings with 9 tackles and a sack in the season opener against Cleveland.

### CAREER NOTES

- Ranks 4th all-time among Vikings LBs with 12.5 career sacks.
- Voted the 2007 Vikings Defensive MVP by his teammates and selected as a defensive captain in 2008.
- Teammates with his younger brother and fellow LB, Erin, for the first time in 2008.
- Works with students in the Twin Cities through the Urban Youth Outreach program and his E.J. Henderson Youth Foundation.
- His Game Speed Football Academy provides sport-specific training for young student-athletes.

2009 GP/GS	Career GP/GS	Playoffs GP/GS
12/12	93/75	2/2

### SEASON AND CAREER DEFENSIVE STATISTICS

OPPONENT	GP/GS	U	A	TT	SK	INT (YDS)	PBU	TFL	QBH	FF/FR
at Cleveland - 9/13	1/1	6	3	9	1.0	0 (0)	2	0.0	0	0/0
at Detroit - 9/20	1/1	7	1	8	0.0	0 (0)	0	1.0	0	0/0
San Francisco - 9/27	1/1	9	2	11	0.0	0 (0)	0	0.0	1	0/0
Green Bay - 10/5	1/1	7	4	11	0.0	0 (0)	0	0.0	0	0/0
at St. Louis - 10/11	1/1	5	2	7	0.0	0 (0)	0	0.0	0	0/1
Baltimore - 10/18	1/1	7	5	12	0.0	0 (0)	1	1.0	1	0/0
at Pittsburgh - 10/25	1/1	7	1	8	0.0	0 (0)	1	0.0	1	0/0
at Green Bay - 11/1	1/1	2	1	3	0.0	0 (0)	0	0.0	1	0/0
Detroit - 11/15	1/1	8	1	9	0.0	0 (0)	0	1.0	2	0/0
Seattle - 11/22	1/1	3	2	5	1.0	0 (0)	0	0.0	0	0/0
Chicago - 11/29	1/1	5	1	6	0.0	0 (0)	1	0.0	1	0/0
at Arizona - 12/6	1/1	10	1	11	0.0	0 (0)	0	1.0	1	0/0
<b>2009 TOTALS</b>	<b>12/12</b>	<b>76</b>	<b>24</b>	<b>100</b>	<b>2.0</b>	<b>0 (0)</b>	<b>5</b>	<b>4.0</b>	<b>8</b>	<b>0/1</b>
<b>CAREER TOTALS (2003- )</b>	<b>93/75</b>	<b>491</b>	<b>195</b>	<b>686</b>	<b>12.5</b>	<b>2 (48)</b>	<b>26</b>	<b>39.0</b>	<b>57</b>	<b>5/8</b>

### E.J. Henderson's 2009 Season Highs

Tackles..... 12..... vs. Baltimore, 10/18/09  
 Solo Tackles ..... 10..... at Arizona, 12/6/09  
 Sacks..... 1.0..... at Cleveland, 9/13/09; vs. Seattle, 11/22/09  
 Passes Defensed ..... 2..... at Cleveland, 9/13/09  
 Tackles For Loss..... 1.0..... at Detroit, 9/20/09  
 QB Hurries..... 2..... vs. Detroit, 11/15/09  
 Fumble Recovery ..... 1..... at St. Louis, 10/11/09  
 Long Fumble Rec. .... 6..... at St. Louis, 10/11/09

### E.J. Henderson's Career Highs

Tackles..... 17..... vs. Carolina, 9/21/08  
 Solo Tackles ..... 15..... vs. Carolina, 9/21/08  
 Sacks..... 1.0..... 10 times, last at Cleveland, 9/13/09  
 Interception..... 1..... vs. Detroit, 10/8/06; at Seattle, 10/22/06  
 Long INT Return ..... 45..... vs. Detroit, 10/8/06  
 Tackle for Loss..... 3..... vs. Detroit, 11/21/04; at Chicago, 10/14/07  
 Passes Defensed ..... 2..... vs. Dallas, 9/12/04  
 QB Hurries..... 3..... 4 times, last at N.Y. Giants, 11/25/07  
 Blocked FG..... 1..... at Green Bay, 12/21/06  
 Forced Fumble ..... 1..... 5 times, last at Green Bay, 9/8/08  
 Fumble Recovery ..... 2..... at San Francisco, 12/9/07

## #50 ERIN HENDERSON • LB 2nd Year Vikings/2nd Year NFL • Maryland

### 2009

- Tied for the team lead with 3 special teams tackles against Cincinnati in Week 14.
- Saw his 1st action of the season at Green Bay in Week 8 after being inactive the 1st 7 weeks of the season and recorded 2 tackles on special teams.
- Placed on Reserve/Suspended List on 12/15, received roster exemption following Divisional game against Dallas on 1/17/10.

### CAREER NOTES

- Ranked 4th in special teams tackles in 2008 despite playing in only 10 games.
- Teammates with his older brother and fellow LB, E.J., for the first time in 2008.
- Works closely with his brother's Urban Youth Outreach program and E.J. Henderson Youth Foundation.
- Aspires to a career in broadcasting.

2009 GP/GS	Career GP/GS	Playoffs GP/GS
2/0	12/0	1/0

### SEASON AND CAREER SPECIAL TEAMS TACKLES

OPPONENT	U	A	TT	FF	FR	BK
at Cleveland - 9/13						
at Detroit - 9/20						
San Francisco - 9/27						
Green Bay - 10/5						
at St. Louis - 10/11						
Baltimore - 10/18						
at Pittsburgh - 10/25						
at Green Bay - 11/1	1	1	2	0	0	0
Detroit - 11/15						
Seattle - 11/22						
Chicago - 11/29						
at Arizona - 12/6						
Cincinnati - 12/13	2	1	3	0	0	0
<b>2009 TOTALS</b>	<b>3</b>	<b>2</b>	<b>5</b>	<b>0</b>	<b>0</b>	<b>0</b>
<b>CAREER TOTALS (2008- )</b>	<b>9</b>	<b>7</b>	<b>16</b>	<b>0</b>	<b>0</b>	<b>0</b>

### Erin Henderson's Career Highs

Special Teams Tackles 3..... vs. Cincinnati, 12/13/09

### Erin Henderson's Career Highs

Tackles..... 3..... at Arizona, 12/14/08  
 Solo Tackles ..... 3..... at Arizona, 12/14/08  
 Forced Fumble ..... 1..... at Tennessee, 9/28/08  
 Special Teams Tackles 4..... at Jacksonville, 11/23/08

## 2009 VIKINGS PLAYER BIOS

**#64 ANTHONY HERRERA • G**  
6th Year Vikings/6th Year NFL • Tennessee

### 2009 SEASON HIGHLIGHTS

- Started 14 games for the NFC's 3rd-ranked offense and the NFL's 5th-ranked offense.
- Blocked for a 1,000-yard rusher for the 3rd-straight season in which he has been a regular starter on the offensive line.

### HERRERA IN THE 2009 PLAYOFFS

- **Championship at New Orleans** - Started at RG for an offensive effort that gained 475 yards, the 2nd-highest total in Vikings playoff history.
- **Divisional vs. Dallas** - Started at RG and helped lead the Vikings to their highest playoff point total since 2001.

### HERRERA CAREER PLAYOFF HIGHLIGHTS

- Has started at RG in all 3 playoff games he's played in.

### 2009 REGULAR SEASON

• Returned to start at RG in Week 14 against Cincinnati after missing 2 games following a concussion sustained in Week 11 against Seattle.

• Started and helped pave the way for Minnesota's 492 yards of offense in Week 10, the team's highest total since 2007 at the time.

• Part of an offensive line that blocked for a 100-yard rusher and receiver on the way to 426 yards of total offense against Baltimore in Week 6.

• Helped spring Adrian Peterson's 27-yard go-ahead TD run through the right side in the 3rd quarter at Detroit in Week 2.

### CAREER NOTES

- Started every game at RG in paving the way for the top-ranked and team record-setting rush offense in 2007, and for the NFL's top rusher in 2008.
- Born in Trinidad and Tobago, came to the U.S. when he was 14 and became a U.S. citizen in 2008 in a ceremony in the Twin Cities.
- Earned a spot on the *USA Today* All-Joe Team in 2008.
- Served as team spokesman for the 2008 Tackle Influenza campaign.

2009 GP/GS  
14/14

Career GP/GS  
58/48

Playoffs GP/GS  
3/3

**#79 ARTIS HICKS • T**  
4th Year Vikings/8th Year NFL • Memphis

### 2009 SEASON HIGHLIGHTS

- Visited the Ronald McDonald House on 11/17 to pack and donate shoe boxes with toys to needy children across the globe.
- Made spot starts at RT in Week 5 against St. Louis when the Vikings scored 38 points, and at RG in Week 12 against Chicago in which the Vikings had a season-high 537 yards of offense, the team's highest offensive output since 1998.
- Also started at RG at Arizona in Week 13.

### HICKS IN THE 2009 PLAYOFFS

- **Championship at New Orleans** - Spelled Steve Hutchinson at LG in the 2nd quarter and played on the FG and PAT units.
- **Divisional vs. Dallas** - Played on FG and PATs in his 1st career playoff game as a Viking.

### HICKS IN THE PLAYOFFS

- Started all 3 playoff games during Philadelphia's run to Super Bowl XXIX, starting at LG against New England.
- Has played in 7 playoff games.

### 2009 REGULAR SEASON

• Made his 2nd start of the season against Chicago in Week 12, filling in for Anthony Herrera, and helping lead the Vikings to their highest offensive output since 1998 with 537 total yards...The offensive effort ranks as the 9th-highest single game total in team history.

• Started at RT in place of injured rookie Phil Loadholt at St. Louis in Week 5 and helped lead Minnesota to its highest point (38) total of the season.

• Has played in every game on FG, PATs, and as a reserve at T.

### CAREER NOTES

- Started at both tackle spots in 2008, with 4 starts at LT and 2 at RT.
- Works closely with Angel, a Memphis charity that supports single mothers.
- Has blocked for a 1,000-yard rusher each year since joining the Vikings in 2006.

2009 GP/GS  
16/3

Career GP/GS  
95/58 (57/27-MIN; 38/31-PHI)

Playoffs GP/GS  
7/3 (2/0-MIN; 5/3-PHI)

# 2009 VIKINGS PLAYER BIOS

**#76 STEVE HUTCHINSON • G**  
4th Year Vikings/9th Year NFL • Michigan

## 2009 SEASON HIGHLIGHTS

- Elected to the his 7th-straight Pro Bowl.
- Named to the NFL's All-Decade Team joining fellow Viking Kevin Williams.
- Started every game for the NFC's 3rd-ranked offense and the NFL's 5th-ranked offense.
- Blocked for a 1,000-yard rusher for the 9th time in 9 NFL seasons.
- Is serving his 2nd season as a Vikings captain.
- Has started all 132 career games he has played in, including 64 consecutive games for the Vikings.
- Along with his wife, Landyn, hosted an early Thanksgiving meal for young patients and their families, roughly 100 people, at the UM Amplatz Children's Hospital on 11/24.

## HUTCHINSON IN THE 2009 PLAYOFFS

- **Championship at New Orleans** - Started at LG for an offensive effort that gained 475 yards, the 2nd-highest total in Vikings playoff history.
- **Divisional vs. Dallas** - Started at LG and helped lead the Vikings to their highest playoff point total since 2001.

## HUTCHINSON IN THE PLAYOFFS

- Is the most-experienced offensive lineman on the Vikings roster with starts in 8 career playoff games, including Seattle's run to Super Bowl XL.

## 2009 REGULAR SEASON

- Helped lead the Vikings to their highest offensive output since 1998 with 537 total yards against Chicago in Week 12, the 9th-highest single game total in team history.
- Was flagged for a false start in Week 7 at Pittsburgh, his 1st penalty since the 2007 season.
- Started at LG on an offensive line that produced a season-high 426 yards of total offense against Baltimore in Week 6.
- Helped produce Minnesota's 1st 300-yard passer since 2005 against San Francisco in Week 3 (Favre, 301 yards).

## CAREER NOTES

- Named All-Pro and elected to the Pro Bowl each year since 2003.
- Has blocked for 3 200-yard rushing performances in his career, including Adrian Peterson's NFL-record 296 yards against San Diego in 2007.
- Hosts holiday parties for patients and families at the UM Children's Hospital.
- Annually hosts a charity golf outing in Michigan with former Wolverines teammate Brian Griese that benefits Mott's Children's Hospital.
- Has taken up playing the guitar as a hobby.

<b>2009 GP/GS</b> 16/16	<b>Career GP/GS</b> 132/132 (68/68-SEA; 64-64-MIN)	<b>Playoffs GP/GS</b> 8/8 (5/5-SEA; 3/3-MIN)
----------------------------	---	---

**#7 TARVARIS JACKSON • QB**  
4th Year Vikings/4th Year NFL • Alabama State

## 2009 SEASON HIGHLIGHTS

- Took part in the NFL's "Play 60 Challenge" at St. Joseph's Home For Children on 9/22/09.
- Served as the Vikings No. 2 QB every game this season.

## JACKSON IN THE 2009 PLAYOFFS

- **Championship at New Orleans** - Did not play.
- **Divisional vs. Dallas** - Did not play.

## JACKSON CAREER PLAYOFF HIGHLIGHTS

- Started at QB in his only career playoff game, against Philadelphia in last year's Wild Card game.

## JACKSON'S CAREER PLAYOFF TOTALS

YEAR TEAM	GP/GS	A	C	Pct.	Yds	Yds/Att	TD	INT	LG	Sk/Yds	Rating
2008 Minnesota	1/1	35	15	42.9	164	4.7	0	1	27	1/11	45.4
2009 Minnesota	0/0	0	0	0.0	0	0.0	0	0	0	0/0	0.0
<b>CAREER PLAYOFF TOTALS</b>	<b>1/1</b>	<b>35</b>	<b>15</b>	<b>42.9</b>	<b>164</b>	<b>4.7</b>	<b>0</b>	<b>1</b>	<b>27</b>	<b>1/11</b>	<b>45.4</b>

\* - Wild Card; # - Divisional; @ - Championship; \$ - Super Bowl

### Jackson's Career Playoff Highs

Passing Attempts..... 35..... vs. Philadelphia\*, 1/4/09  
 Completions..... 15..... vs. Philadelphia\*, 1/4/09  
 Passing Yards..... 164..... vs. Philadelphia\*, 1/4/09  
 Long Pass..... 27..... vs. Philadelphia\*, 1/4/09  
 QB Rating..... 45.4..... vs. Philadelphia\*, 1/4/09

## 2009 REGULAR SEASON

- Saw extended action in the 4th quarter against Seattle in Week 11 and finished the day with his highest QB rating ever at 144.3.
- Led the Vikings on a TD drive in Week 5 at St. Louis.

## CAREER NOTES

- Has been the starting QB for the Vikings in wins against the eventual NFC Champions in each of the last 2 seasons (N.Y. Giants in 2007 and Arizona in 2008).
- Has taken part in the NFL's Take A Player To School Day in the past 2 seasons with local elementary school students.
- Attended the high school alma mater of Green Bay legendary QB Bart Starr, Sidney Lanier HS in Montgomery, AL.

<b>2009 GP/GS</b> 8/0	<b>Career GP/GS</b> 33/19	<b>Playoffs GP/GS</b> 1/1
--------------------------	------------------------------	------------------------------

## SEASON AND CAREER PASSING STATISTICS

OPPONENT	GP/GS	A	C	Pct.	Yds	Yds/Att	TD	INT	LG	Sk/Yds	Rating
at Cleveland - 9/13	1/0	1	0	0.0	0	0.0	0	0	0	0/0	39.6
at Detroit - 9/20	1/0	1	1	100.0	14	14.0	0	0	14	0/0	118.8
San Francisco - 9/27											
Green Bay - 10/5											
at St. Louis - 10/11	1/0	3	3	100.0	68	22.7	0	0	33	0/0	118.8
Baltimore - 10/18											
at Pittsburgh - 10/25											
at Green Bay - 11/1											
Detroit - 11/15	1/0	2	0	0.0	0	0.0	0	0	0	0/0	39.6
Seattle - 11/22	1/0	8	6	75.0	77	9.6	1	0	34t	0/0	144.3
Chicago - 11/29	1/0	0	0	0.0	0	0.0	0	0	0	0/0	0.0
at Arizona - 12/6											
Cincinnati - 12/13	1/0	0	0	0.0	0	0.0	0	0	0	0/0	0.0
at Carolina - 12/20											
at Chicago - 12/28											
N.Y. Giants - 1/3	1/0	6	4	66.7	42	7.0	0	0	18	0/0	86.8
<b>2009 TOTALS</b>	<b>8/0</b>	<b>21</b>	<b>14</b>	<b>66.7</b>	<b>201</b>	<b>9.6</b>	<b>1</b>	<b>0</b>	<b>34t</b>	<b>0/0</b>	<b>113.4</b>
<b>CAREER TOTALS (2007-)</b>	<b>33/19</b>	<b>545</b>	<b>320</b>	<b>58.7</b>	<b>3,643</b>	<b>6.7</b>	<b>21</b>	<b>18</b>	<b>71</b>	<b>41/204</b>	<b>77.9</b>

### Jackson's 2009 Season Highs

Passing Attempts..... 8..... vs. Seattle, 11/22/09  
 Completions..... 6..... vs. Seattle, 11/22/09  
 Passing Yards..... 77..... vs. Seattle, 11/22/09  
 Long Pass..... 34t..... (to Sidney Rice) vs. Seattle, 11/22/09  
 Rushing Attempts..... 3..... at Detroit, 9/20/09; vs. N.Y. Giants, 1/3/09  
 Rushing Yards..... 5..... vs. Seattle, 11/22/09  
 Long Rush..... 6..... vs. Seattle, 11/22/09  
 QB Rating..... 144.3..... vs. Seattle, 11/22/09

### Jackson's Career Highs

Passing Attempts..... 41..... vs. Washington, 12/23/07  
 Completions..... 25..... vs. Washington, 12/23/07  
 Passing Yards..... 249..... vs. Chicago, 12/17/07  
 TD Passes..... 4..... at Arizona, 12/14/08  
 Long Pass..... 71..... vs. Chicago, 12/17/07  
 Long TD Pass..... 60t..... 3 times, last at N.Y. Giants, 11/25/07  
 QB Rating..... 139.2..... at N.Y. Giants, 11/25/07  
 Rushing Attempts..... 9..... at San Francisco, 12/9/07  
 Rushing Yards..... 76..... vs. Atlanta, 12/21/08  
 Long Rush..... 32..... at Denver, 12/30/07  
 Rushing TDs..... 2..... vs. Washington, 12/23/07

# 2009 VIKINGS PLAYER BIOS

## #11 JAYMAR JOHNSON • WR 1st Year Vikings/1st Year NFL • Jackson State

### 2009 REGULAR SEASON

- Caught his 1st career pass for 9 yards at Pittsburgh in Week 7 and returned 3 punts for 8 yards.
- Returned a career-high 5 punts for 35 yards in Week 6 against Baltimore.
- Was active on game day for the 1st time in his career in Week 4 against Green Bay and responded with 2 punt returns for 42 yards, including a 24-yarder on his 2nd return of the game in the 4th quarter.
- Widely considered a breakout player in the 2009 preseason, Johnson's hard work in the weight room and solid play landed him a roster spot after spending the entire 2008 season on the Vikings practice squad.

### JAYMAR JOHNSON IN THE 2009 PLAYOFFS

- **Championship at New Orleans** - Was inactive.
- **Divisional vs. Dallas** - Was inactive.

### CAREER NOTES

- Married his high school sweetheart, Kassy, prior to his junior year at Jackson State...The couple had their first child during the 2009 training camp.
- Has worked as a youth mentor through Urban Suns Community Development in his hometown of Gary, IN.

2009 GP/GS	Career GP/GS	Playoffs GP/GS
6/0	6/0	0/0

### SEASON AND CAREER RETURNS

OPPONENT	GP/GS	KICKOFF RETURNS					PUNT RETURNS						
		No	Yds	Avg	Lg	TD	No	FC	Yds	Avg	Lg	TD	
at Cleveland - 9/13													
at Detroit - 9/20													
San Francisco - 9/27													
Green Bay - 10/5	1/0	0	0	0.0	0	0	2	0	42	21.0	24	0	
at St. Louis - 10/11	1/0	0	0	0.0	0	0	1	0	12	12.0	12	0	
Baltimore - 10/18	1/0	0	0	0.0	0	0	5	0	35	7.0	13	0	
at Pittsburgh - 10/25	1/0	0	0	0.0	0	0	3	3	8	2.7	5	0	
at Green Bay - 11/1	1/0	0	0	0.0	0	0	5	0	37	7.4	20	0	
Detroit - 11/15													
Seattle - 11/22													
Chicago - 11/29													
at Arizona - 12/6													
Cincinnati - 12/13	1/0	0	0	0.0	0	0	0	0	0	0.0	0	0	
at Carolina - 12/20													
at Chicago - 12/28													
N.Y. Giants - 1/3													
<b>CAREER TOTALS (2009- )</b>	<b>6/0</b>	<b>0</b>	<b>0</b>	<b>0.0</b>	<b>0</b>	<b>0</b>	<b>16</b>	<b>3</b>	<b>134</b>	<b>8.4</b>	<b>24</b>	<b>0</b>	

### CAREER RECEIVING

OPPONENT	GP/GS	No	Yds	Avg	Lg	TD
at Cleveland - 9/13						
at Detroit - 9/20						
vs. San Francisco - 9/27						
vs. Green Bay - 10/5	1/0	0	0	0.0	0	0
at St. Louis - 10/11	1/0	0	0	0.0	0	0
Baltimore - 10/18	1/0	0	0	0.0	0	0
at Pittsburgh - 10/25	1/0	1	9	9.0	9	0
at Green Bay - 11/1	1/0	0	0	0.0	0	0
Detroit - 11/15						
Seattle - 11/22						
Chicago - 11/29						
at Arizona - 12/6						
Cincinnati - 12/13	1/0	0	0	0.0	0	0
at Carolina - 12/20						
at Chicago - 12/28						
N.Y. Giants - 1/3						
<b>CAREER TOTALS (2009- )</b>	<b>6/0</b>	<b>1</b>	<b>9</b>	<b>9.0</b>	<b>9</b>	<b>0</b>

### Jaymar Johnson's Season and Career Highs

Receptions..... 6..... at Pittsburgh, 10/25/09  
 Receiving Yards..... 9..... at Pittsburgh, 10/25/09  
 Long Catch ..... 9..... at Pittsburgh, 10/25/09  
 Punt Returns..... 5..... vs. Baltimore, 10/18/09; at Green Bay, 11/1/09  
 Punt Return Yards .... 42..... vs. Green Bay, 10/5/09  
 Long Kickoff..... 24..... vs. Green Bay, 10/5/09

## #25 TYRELL JOHNSON • S

2nd Year Vikings/2nd Year NFL • Arkansas State

### 2009 SEASON HIGHLIGHTS

- Set career highs with 71 tackles and 7 passes defended.
- Tied for 6th on the team in tackles.
- Visited the Ronald McDonald House on 11/17 to pack and donate shoe boxes with toys to needy children across the globe.

### TYRELL JOHNSON IN THE 2009 PLAYOFFS

- **Championship at New Orleans** - Registered 2 tackles on defense.
- **Divisional vs. Dallas** - Earned his 1st career postseason start, and responded with 4 tackles (2 solo stops)...Also contributed 3 special teams tackles.

### TYRELL JOHNSON'S 2009 PLAYOFF TOTALS

OPPONENT	G/GS	DEFENSIVE										SPECIAL TEAMS			
		U	A	TT	SK	INT	PBU	TFL	QBH	FF/FR	U	A	TT	FF/FR	BK
vs. Dallas, 1/17/10	1/1	2	2	4	0.0	0(0)	0	0.0	0	0/0	1	2	3	0/0	0
at New Orleans - 1/24/10	1/1	1	1	2	0.0	0(0)	0	0.0	0	0/0	0	0	0	0/0	0
<b>2009 PLAYOFF TOTALS</b>	<b>2/2</b>	<b>3</b>	<b>3</b>	<b>6</b>	<b>0.0</b>	<b>0(0)</b>	<b>0</b>	<b>0.0</b>	<b>0</b>	<b>0/0</b>	<b>1</b>	<b>2</b>	<b>3</b>	<b>0/0</b>	<b>0</b>

### TYRELL JOHNSON CAREER PLAYOFF HIGHLIGHTS

- Tallied 5 tackles in his 1st career postseason appearance against Philadelphia (1/4/09).

### TYRELL JOHNSON'S CAREER PLAYOFF TOTALS

YEAR TEAM	G/GS	DEFENSIVE										SPECIAL TEAMS			
		U	A	TT	SK	INT	PBU	TFL	QBH	FF/FR	U	A	TT	FF/FR	BK
2008 Minnesota	1/0	4	1	5	0.0	0(0)	0	0.0	0	0/0	0	0	0	0/0	0
2009 Minnesota	2/2	3	3	6	0.0	0(0)	0	0.0	0	0/0	1	2	3	0/0	0
<b>CAREER PLAYOFF TOTALS</b>	<b>3/2</b>	<b>7</b>	<b>4</b>	<b>11</b>	<b>0.0</b>	<b>0(0)</b>	<b>0</b>	<b>0.0</b>	<b>0</b>	<b>0/0</b>	<b>1</b>	<b>2</b>	<b>3</b>	<b>0/0</b>	<b>0</b>

\* - Wild Card; # - Divisional; @ - Championship; \$ - Super Bowl  
 Johnson's Career Playoff Highs  
 Tackles..... 5..... vs. Philadelphia\*, 1/4/09  
 Solo Tackles ..... 4..... vs. Philadelphia\*, 1/4/09  
 Special Teams Tackles 3..... vs. Dallas#, 1/17/10

### 2009 REGULAR SEASON

- Tied a career best with a season-high 8 tackles at Chicago in Week 16.
- Inactive for the 1st time in his career against Cincinnati in Week 14 after suffering a concussion but bounced back with a 5-tackle effort at Carolina.
- Recovered a fumble on Minnesota's 1st defensive series at Arizona in Week 13, setting up the Vikings' 1st scoring drive of the game.
- Had 6 tackles at St. Louis in Week 5 and had 1 of 3 Vikings takeaways inside the 10-yard line, intercepting Kyle Boller in the end zone in the 4th quarter...Broke up a potential TD pass in the 3rd quarter.

### CAREER NOTES

- Started the first 7 games of his rookie campaign, filling in for Madiou Williams, who suffered an injury in training camp.
- Highest-drafted S by the Vikings since Orlando Thomas in 1995.
- Mother, Patricia, was a track and field All-American at Arkansas.
- Is from the same area of Arkansas, rural Cleveland County, as fellow Viking, DT Kevin Williams.

Tyrell Johnson continued on next page

# 2009 VIKINGS PLAYER BIOS

## Tyrell Johnson, continued

2009 GP/GS 15/15 Career GP/GS 31/22 Playoffs GP/GS 3/2

### SEASON AND CAREER DEFENSIVE STATISTICS

OPPONENT	GP/GS	U	A	TT	SK	INT (YDS)	PBU	TFL	QBH	FF/FR
at Cleveland - 9/13	1/1	4	1	5	0.0	0 (0)	0	0.0	0	0/0
at Detroit - 9/20	1/1	5	1	6	0.0	0 (0)	1	1.0	0	0/0
San Francisco - 9/27	1/1	3	2	5	0.0	0 (0)	1	0.0	0	0/0
Green Bay - 10/5	1/1	3	3	6	0.0	0 (0)	0	0.0	0	0/0
at St. Louis - 10/11	1/1	5	1	6	0.0	1 (0)	1	0.0	0	0/0
Baltimore - 10/18	1/1	2	1	3	0.0	0 (0)	0	0.0	0	0/0
at Pittsburgh - 10/25	1/1	3	0	3	0.0	0 (0)	1	0.0	0	0/0
at Green Bay - 11/1	1/1	4	0	4	0.0	0 (0)	0	0.0	0	0/0
Detroit - 11/15	1/1	5	1	6	0.0	0 (0)	0	1.0	0	0/0
Seattle - 11/22	1/1	3	1	4	0.0	0 (0)	0	0.0	0	0/0
Chicago - 11/29	1/1	3	0	3	0.0	0 (0)	0	0.0	0	0/0
at Arizona - 12/6	1/1	3	1	4	0.0	0 (0)	0	0.0	0	0/1
Cincinnati - 12/13					INACTIVE					
at Carolina - 12/20	1/1	5	0	5	0.0	0 (0)	1	0.0	0	0/0
at Chicago - 12/28	1/1	5	3	8	0.0	0 (0)	1	0.0	0	0/0
N.Y. Giants - 1/3	1/1	2	1	3	0.0	0 (0)	0	0.0	0	0/0
<b>2009 TOTALS</b>	<b>15/15</b>	<b>55</b>	<b>16</b>	<b>71</b>	<b>0.0</b>	<b>1 (0)</b>	<b>6</b>	<b>2.0</b>	<b>0</b>	<b>0/1</b>
<b>CAREER TOTALS (2009- )</b>	<b>31/22</b>	<b>74</b>	<b>26</b>	<b>100</b>	<b>0.0</b>	<b>2 (0)</b>	<b>10</b>	<b>2.0</b>	<b>1</b>	<b>0/2</b>

**Tyrell Johnson's Season Career Highs**

Mark	2009	Previous High, Year
Season Tackles	71	29, 2008
Pass Breakups	6	4, 2008
Interceptions	1	1, 2008

**Tyrell Johnson's 2009 Season Highs**

Tackles	8	at Chicago, 12/28/09
Solo Tackles	5	4 times, last at Chicago, 12/28/09
Pass Breakup	1	6 times, last at Chicago, 12/28/09
Passes Defensed	2	at St. Louis, 10/11/09
Interception	1	at St. Louis, 10/11/09
Fumble Recovery	1	at Arizona, 12/6/09
Tackle For Loss	1	at Detroit, 9/20/09, vs. Detroit, 11/15/09

**Tyrell Johnson's Career Highs**

Tackles	8	vs. Carolina, 9/21/08, at Chicago, 12/28/09
Solo Tackles	5	5 times, last at Chicago, 12/28/09
Interception	1	at New Orleans, 10/6/08; at St. Louis, 10/11/09
Fumble Recovery	1	at New Orleans, 10/6/08; at Arizona, 12/6/09
QB Hurry	1	at New Orleans, 10/6/08
Passes Defensed	2	at St. Louis, 10/11/09
Tackle For Loss	1	at Detroit, 9/20/09, vs. Detroit, 11/15/09

## #73 JIMMY KENNEDY • DT

2nd Year Vikings/7th Year NFL • Penn State

### 2009 SEASON HIGHLIGHTS

- Tied a career-high with 3.0 sacks, ranking 5th on the team.
- His 29 tackles were his most since the 2006 season.
- Helped hand out 75 Thanksgiving turkeys to inner-city families at the 2nd Annual Bernard Berrian Thanksgiving Turkey Giveaway Challenge on 11/17.

### KENNEDY IN THE 2009 PLAYOFFS

- **Championship at New Orleans** - Registered 1 tackle.
- **Divisional vs. Dallas** - Made an impact off the bench, recording a sack to end a Cowboys' 4th quarter drive.

### KENNEDY'S 2009 PLAYOFF STATISTICS

OPPONENT	GP/GS	U	A	TT	SK	INT (YDS)	PBU	TFL	QBH	FF/FR
vs. Dallas - 1/17/10	1/0	2	0	2	1.0	0 (0)	0	0	0	0/0
at New Orleans - 1/24/10	1/0	1	0	1	0.0	0 (0)	0	0	0	0/0
<b>2009 PLAYOFF TOTALS</b>	<b>2/0</b>	<b>3</b>	<b>0</b>	<b>3</b>	<b>1.0</b>	<b>0 (0)</b>	<b>0</b>	<b>0</b>	<b>0</b>	<b>0/0</b>

### KENNEDY'S CAREER PLAYOFF HIGHLIGHTS

- Started 2 games in helping St. Louis advance to the Divisional Round of the 2004 playoffs.
- Sacked Seattle's Matt Hasselbeck in his 1st career playoff start.

### KENNEDY'S CAREER PLAYOFF STATISTICS

YEAR TEAM	GP/GS	U	A	TT	SK	INT (YDS)	PBU	TFL	QBH	FF/FR
2004 St. Louis	2/2	6	3	9	1.0	0 (0)	0	--	--	0/0
2008 Minnesota	1/0	0	0	0	0.0	0 (0)	0	0	0	0/0
2009 Minnesota	2/0	3	0	3	1.0	0 (0)	0	0	0	0/0
<b>CAREER PLAYOFF TOTALS</b>	<b>5/2</b>	<b>9</b>	<b>3</b>	<b>12</b>	<b>2.0</b>	<b>0 (0)</b>	<b>0</b>	<b>0</b>	<b>0</b>	<b>0/0</b>

\* - Wild Card; # - Divisional; @ - Championship; \$ - Super Bowl

### Kennedy's Career Playoff Highs

Sacks..... 1.0..... vs. Dallas#, 1/17/10; at Seattle\*, 1/8/05

### 2009 REGULAR SEASON

- Made his first start as a Viking in Week 16 at Chicago, filling in for Pat Williams, who was inactive...Posted 9 tackles and 1 TFL in the game.

- Tied a career high with his 3rd sack of the year at Pittsburgh in Week 7.

- Posted his 2nd sack of the season against Green Bay in Week 4, contributing to Minnesota's season-high 8 sacks.

### CAREER NOTES

- Signed with the Vikings late 2008 season and played in the final 2 regular season games and Wild Card Game against Philadelphia.
- Owns a real estate company that creates affordable homeownership opportunities through redevelopment and new home construction in St. Louis, where he makes his offseason home.
- Works with Youth Lifeline Football Camp in St. Louis.
- 1 of 9 former 1st-round picks on the Vikings roster.

2009 GP/GS 13/1 Career GP/GS 77/31 (53/30-STL; 3/0-CHI; 6/0-JAX; 13/1-MIN) Playoffs GP/GS 5/2 (2/2-STL; 3/0-MIN)

### SEASON AND CAREER DEFENSIVE STATISTICS

OPPONENT	GP/GS	U	A	TT	SK	INT (YDS)	PBU	TFL	QBH	FF/FR
at Cleveland - 9/13	1/0	3	1	4	1.0	0 (0)	0	1	0	0/0
at Detroit - 9/20					INACTIVE					
San Francisco - 9/27					INACTIVE					
Green Bay - 10/5	1/0	1	1	1	1.0	0 (0)	0	0	0	0/0
at St. Louis - 10/11	1/0	2	0	2	0.0	0 (0)	0	0	0	0/0
Baltimore - 10/18	1/0	1	1	2	0.0	0 (0)	0	0	1	0/0
at Pittsburgh - 10/25	1/0	1	0	1	1.0	0 (0)	0	0	0	0/0
at Green Bay - 11/1	1/0	0	1	1	0.0	0 (0)	0	0	1	0/0
Detroit - 11/15	1/0	2	1	3	0.0	0 (0)	1	1	2	0/0
Seattle - 11/22	1/0	2	0	2	0.0	0 (0)	0	1	0	0/0
Chicago - 11/29	1/0	0	0	0	0.0	0 (0)	0	0	1	0/0
at Arizona - 12/6	1/0	0	1	1	0.0	0 (0)	1	0	0	0/0
Cincinnati - 12/13	1/0	0	1	1	0.0	0 (0)	0	0	0	0/0
at Carolina - 12/20	1/0	0	1	1	0.0	0 (0)	0	0	0	0/0
at Chicago - 12/28	1/1	6	3	9	0.0	0 (0)	0	1	1	0/0
N.Y. Giants - 1/3					INACTIVE					
<b>2009 TOTALS</b>	<b>13/1</b>	<b>18</b>	<b>11</b>	<b>29</b>	<b>3.0</b>	<b>0 (0)</b>	<b>2</b>	<b>4</b>	<b>6</b>	<b>0/0</b>
<b>CAREER TOTALS (2003- )</b>	<b>77/31</b>	<b>108</b>	<b>85</b>	<b>193</b>	<b>8.0</b>	<b>0 (0)</b>	<b>3</b>	<b>--</b>	<b>13</b>	<b>2/2</b>

### Jimmy Kennedy's Season Career Highs

Mark	2009	Previous High, Year
Sacks	3.0	3.0, 2005

### Kennedy's 2009 Season Highs

Tackles	9	at Chicago, 12/28/09
Solo Tackles	6	at Chicago, 12/28/09
Sacks	1.0	at Cleveland, 9/13/09; vs. Green Bay, 10/5/09; at Pittsburgh, 10/25/09
Tackle For Loss	1	4 times, last at Chicago, 12/28/09

### Kennedy's Career Highs

Tackles	6	many times, last at Carolina, 11/19/06
Sacks	2.0	at Arizona, 9/18/05
Forced Fumble	1	at Arizona, 9/18/05
Fumble Recovery	1	vs. Seattle, 10/15/06; at Carolina, 11/19/06
Blocked PAT	1	at San Francisco, 11/2/03

# 2009 VIKINGS PLAYER BIOS

## #40 JIM KLEINSASSER • TE 11th Year Vikings/11th Year NFL • North Dakota

### 2009 SEASON HIGHLIGHTS

- Has played in 80 consecutive games, the 3rd-longest streak all-time among Vikings TEs.
- Ranks 2nd in Vikings history among TEs with 112 starts and is 4th all-time among Vikings TEs with 174 career receptions.
- Blocked for a 1,000-yard rusher for the 6th time in his career.

### KLEINSASSER IN THE 2009 PLAYOFFS

- **Championship at New Orleans** - Began Minnesota's 1st scoring drive with a 12-yard reception in the 1st quarter.
- **Divisional vs. Dallas** - Caught a 14-yard pass to start Minnesota's 2nd scoring drive in the 2nd quarter.

#### KLEINSASSER'S 2009 PLAYOFF TOTALS

OPPONENT	GP/GS	RECEIVING				
		No	Yds	Avg	Lg	TD
vs. Dallas - 1/17/10	1/1	1	14	14.0	14	0
at New Orleans - 1/24/10	1/0	1	12	12.0	12	0
<b>2009 PLAYOFF TOTALS</b>	<b>2/1</b>	<b>2</b>	<b>26</b>	<b>13.0</b>	<b>14</b>	<b>0</b>

### KLEINSASSER'S CAREER PLAYOFF HIGHLIGHTS

- Caught 2 passes for 34 yards in the Wild Card Game against Philadelphia (1/4/09).

#### KLEINSASSER'S CAREER PLAYOFF TOTALS

YEAR TEAM	GP/GS	RECEIVING				
		No	Yds	Avg	Lg	TD
1999 Minnesota	2/1	1	7	7.0	7	0
2000 Minnesota	2/0	2	18	9.0	11	0
2008 Minnesota	1/1	2	34	17.0	17	0
2009 Minnesota	2/1	2	26	13.0	14	0
<b>CAREER PLAYOFF TOTALS</b>	<b>7/3</b>	<b>7</b>	<b>85</b>	<b>12.1</b>	<b>17</b>	<b>0</b>

\* - Wild Card; # - Divisional; @ - Championship; \$ - Super Bowl

#### Kleinsasser's Career Playoff Highs

Receptions..... 2..... vs. Philadelphia\*, 1/4/09; vs. New Orleans#, 1/6/01  
 Receiving Yards..... 34..... vs. Philadelphia\*, 1/4/09  
 Long Catch..... 17..... vs. Philadelphia\*, 1/4/09

### 2009 REGULAR SEASON

- Tied a season high with 2 receptions at Chicago in Week 16 for a season-best 22 yards.
- Moved into 4th place on the Vikings all-time receptions list for TEs with 166 with his 2nd catch of the game at Detroit (9/20), to pass Joe Sensor.
- Blocked for 4 of the top 5 single-game rushing performances in Vikings history, including Adrian Peterson's 180 yards in Week 1 at Cleveland.

### CAREER NOTES

- The longest-tenured current Twin Cities professional athlete, having played 11 years with the Vikings.
- Has blocked for 5 of the top 6 single-season rushing performances in Vikings history, including Adrian Peterson's team-record 1,760 rushing yards in 2008.
- Has worked extensively with the Make-A-Wish Foundation, along with his wife, Christa, who is the Minneapolis co-chair.
- Participates annually in the Epilepsy Foundation Clothing Drive and the North Dakota Special Olympics Games.
- 2008 inductee of the North Dakota High School Sports Hall of Fame
- Grew up on a beef and crop farm that his family still runs.

2009 GP/GS  
16/8

Career GP/GS  
149/112

Playoffs GP/GS  
7/3

### SEASON AND CAREER RECEIVING AND RUSHING

OPPONENT	GP/GS	RUSHING					RECEIVING				
		No	Yds	Avg	Lg	TD	No	Yds	Avg	Lg	TD
at Cleveland - 9/13	1/1	0	0	0.0	0	0	0	0	0.0	0	0
at Detroit - 9/20	1/1	0	0	0.0	0	0	2	8	4.0	6	0
San Francisco - 9/27	1/0	0	0	0.0	0	0	0	0	0.0	0	0
Green Bay - 10/5	1/1	0	0	0.0	0	0	0	0	0.0	0	0
at St. Louis - 10/11	1/0	0	0	0.0	0	0	0	0	0.0	0	0
Baltimore - 10/18	1/1	0	0	0.0	0	0	1	3	3.0	3	0
at Pittsburgh - 10/25	1/0	0	0	0.0	0	0	1	4	4.0	4	0
at Green Bay - 11/1	1/1	0	0	0.0	0	0	0	0	0.0	0	0
Detroit - 11/15	1/0	0	0	0.0	0	0	0	0	0.0	0	0
Seattle - 11/22	1/0	0	0	0.0	0	0	0	0	0.0	0	0
Chicago - 11/29	1/1	0	0	0.0	0	0	0	0	0.0	0	0
at Arizona - 12/6	1/0	0	0	0.0	0	0	0	0	0.0	0	0
Cincinnati - 12/13	1/1	0	0	0.0	0	0	0	0	0.0	0	0
at Carolina - 12/20	1/0	0	0	0.0	0	0	2	16	8.0	8	0
at Chicago - 12/28	1/1	0	0	0.0	0	0	2	22	11.0	21	0
N.Y. Giants - 1/3	1/0	0	0	0.0	0	0	2	17	8.5	12	0
<b>2009 TOTALS</b>	<b>16/8</b>	<b>0</b>	<b>0</b>	<b>0.0</b>	<b>0</b>	<b>0</b>	<b>10</b>	<b>70</b>	<b>7.0</b>	<b>21</b>	<b>0</b>
<b>CAREER TOTALS (1999- )</b>	<b>149/112</b>	<b>43</b>	<b>147</b>	<b>3.4</b>	<b>12</b>	<b>1</b>	<b>174</b>	<b>1,536</b>	<b>8.8</b>	<b>39</b>	<b>6</b>

#### Kleinsasser's 2009 Season Highs

Receptions..... 2..... 4 times, last vs. N.Y. Giants, 1/3/10  
 Receiving Yards..... 22..... at Chicago, 12/28/09  
 Long Catch..... 21..... at Chicago, 12/28/09

#### Kleinsasser's Career Highs

Receptions..... 10..... at St. Louis, 11/30/03  
 Receiving Yards..... 79..... at St. Louis, 11/30/03  
 Long Catch..... 39..... at Tampa Bay, 11/3/02  
 TD Catch..... 2..... vs. Chicago, 9/4/03  
 Rushing Attempts..... 5..... vs. Green Bay, 10/21/01  
 Rushing Yards..... 20..... vs. Green Bay, 10/21/01  
 Long Rush..... 12..... vs. San Francisco, 9/28/03  
 Rushing TD..... 1..... vs. Green Bay, 10/21/01

# 2009 VIKINGS PLAYER BIOS

## #5 CHRIS KLUWE • P 5th Year Vikings/5th Year NFL • UCLA

### 2009 SEASON HIGHLIGHTS

- Ranked 7th in the NFC with a 37.8 net average.
- Moved into 2nd place on the Vikings all-time punt list at Chicago.
- Moved into 2nd place on the Vikings all-time punts inside the 20 list at St. Louis.
- Maintained his spot as the team's career punt average leader (44.4).
- Held on all 83 of Ryan Longwell's kicks this season.

### KLUWE IN THE 2009 PLAYOFFS

- **Championship at New Orleans** - Did not have any punts returned for positive yardage and placed 2 punts inside the Saints' 20-yard line.
- **Divisional vs. Dallas** - Posted playoff career bests with a 45.6 average, 41.6 net average and a 61-yard punt in the 3rd quarter.

#### KLUWE'S 2009 PLAYOFF PUNTING TOTALS

OPPONENT	GP	No.	Yds	Avg.	Opp. Ret	Yds	Net	TB	In20	Lg	Blk
vs. Dallas - 1/17/10	1	5	228	45.6	1	0	41.6	1	1	61	0
at New Orleans - 1/24/10	1	4	156	39.0	1	0	39.0	0	2	44	0
<b>2009 PLAYOFF TOTALS</b>	<b>2</b>	<b>9</b>	<b>384</b>	<b>42.7</b>	<b>2</b>	<b>0</b>	<b>40.4</b>	<b>2</b>	<b>3</b>	<b>61</b>	<b>0</b>

### KLUWE'S CAREER PLAYOFF TOTALS

#### KLUWE'S CAREER PLAYOFF PUNTING TOTALS

YEAR TEAM	GP	No.	Yds	Avg.	Opp. Ret	Yds	Net	TB	In20	Lg	Blk
2008 Minnesota	1	8	362	45.3	5	109	31.6	0	2	60	0
2009 Minnesota	2	9	384	42.7	2	0	40.4	1	3	61	0
<b>CAREER PLAYOFF TOTALS</b>	<b>3</b>	<b>17</b>	<b>746</b>	<b>43.9</b>	<b>7</b>	<b>109</b>	<b>36.3</b>	<b>1</b>	<b>5</b>	<b>61</b>	<b>0</b>

\* - Wild Card; # - Divisional; @ - Championship; \$ - Super Bowl

#### Kluwe's Career Playoff Highs

Punts ..... 8 ..... vs. Philadelphia\*, 1/4/09  
 Punting Yards ..... 362 ..... vs. Philadelphia\*, 1/4/09  
 Long Punt ..... 61 ..... vs. Dallas#, 1/17/10  
 Gross Average ..... 45.6 ..... vs. Dallas#, 1/17/10  
 Net Average ..... 41.6 ..... vs. Dallas#, 1/17/10  
 Inside the 20 ..... 2 ..... vs. Philadelphia\*, 1/4/09; at New Orleans@, 1/24/10

### 2009 REGULAR SEASON

- Set season highs with 8 punts for 373 yards in Week 15 at Carolina.
- Averaged a season-best 52.5 yards on 6 punts and placed 2 inside Arizona's 20-yard line in Week 13.
- Put 2 of his 3 punts inside Green Bay's 20-yard line in Week 8.
- Placed 3 of his 5 punts inside Baltimore's 20-yard line in Week 6 and had a season-high 43.4 net average.
- Put both punts inside the Rams' 20-yard line at St. Louis in Week 5.
- Placed 4 of his 5 punts inside the 20 against Green Bay in Week 4 and helped hold the Packers to 0 punt return yards for a 42.4 net average.
- Pinned San Francisco inside its own 20 twice in Week 3, one on a season-long 60-yarder in the 3rd quarter.

### CAREER NOTES

- Set Vikings records with a net-punting average of 47.6 and 33 punts of 50-plus yards in 2008.
- An avid video game player, Kluwe has garnered local media attention for his prowess at Guitar Hero. The game inspired him to take up playing real instruments and he now plays bass for his band, Tripping Icarus.
- Has used his Guitar Hero skills to raise money for charity.

2009 GP/GS  
16/0

Career GP/GS  
79/0

Playoffs GP/GS  
3/0

### SEASON AND CAREER PUNTING STATISTICS

OPPONENT	GP	No.	Yds	Avg.	Opp. Ret	Yds	Net	TB	In20	Lg	Blk
at Cleveland - 9/13	1	6	232	38.7	3	67	24.2	1	0	51	0
at Detroit - 9/20	1	4	168	42.0	1	7	40.3	0	1	48	0
San Francisco - 9/27	1	6	276	46.0	3	19	39.5	1	2	60	0
Green Bay - 10/5	1	5	212	42.4	2	0	42.4	0	4	50	0
at St. Louis - 10/11	1	2	103	51.5	1	6	48.5	0	2	57	0
Baltimore - 10/18	1	5	227	45.4	4	10	43.4	0	3	52	0
Pittsburgh - 10/25	1	6	250	41.7	2	16	39.0	0	1	54	0
at Green Bay - 11/1	1	3	137	45.7	1	8	36.3	1	2	59	0
Detroit - 11/15	1	4	192	48.0	2	19	43.3	0	2	58	0
Seattle - 11/20	1	5	216	43.2	2	13	36.6	1	0	54	0
Chicago - 11/29	1	2	78	39.0	2	4	37.0	0	0	44	0
at Arizona - 12/6	1	6	315	52.5	2	71	34.0	2	2	56	0
Cincinnati - 12/13	1	3	134	44.7	2	6	43.6	0	1	51	0
at Carolina - 12/20	1	8	373	46.6	3	8	38.1	3	1	57	0
at Chicago - 12/28	1	6	213	35.5	3	6	34.5	0	2	43	0
N.Y. Giants - 1/3	1	2	76	38.0	0	0	38.0	0	1	50	0
<b>2009 TOTALS</b>	<b>16</b>	<b>73</b>	<b>3,202</b>	<b>43.9</b>	<b>33</b>	<b>260</b>	<b>37.8</b>	<b>9</b>	<b>24</b>	<b>60</b>	<b>0</b>
<b>CAREER TOTALS (2005- )</b>	<b>79</b>	<b>391</b>	<b>17,360</b>	<b>44.4</b>	<b>209</b>	<b>2,279</b>	<b>36.3</b>	<b>44</b>	<b>126</b>	<b>70</b>	<b>1</b>

#### Kluwe's 2009 Season Highs

Punts ..... 8 ..... at Carolina, 12/20/09  
 Punting Yards ..... 373 ..... at Carolina, 12/20/09  
 Long Punt ..... 60 ..... vs. San Francisco, 9/27/09  
 Gross Average ..... 52.5 ..... at Arizona, 12/6/09  
 Net Average ..... 43.4 ..... vs. Baltimore, 10/18/09 (3 or more punts)  
 Inside the 20 ..... 4 ..... vs. Green Bay, 10/5/09

#### Kluwe's Career Highs

Punts ..... 9 ..... vs. Chicago, 11/30/08  
 Punting Yards ..... 427 ..... vs. Chicago, 11/30/08  
 Long Punt ..... 70 ..... at Kansas City, 9/23/07  
 Gross Average ..... 55.7 ..... at Detroit, 9/16/07  
 Net Average ..... 44.2 ..... vs. Houston, 11/2/08  
 Inside the 20 ..... 5 ..... vs. Atlanta, 9/9/07  
 Pass Attempt ..... 1 ..... vs. Detroit, 12/2/07



# 2009 VIKINGS PLAYER BIOS

## #51 BEN LEBER • LB 4th Year Vikings/8th Year NFL • Kansas State

### 2009 SEASON HIGHLIGHTS

- Led the Vikings LBs with 2.5 sacks.
- Ranked 8th on the team in tackles and tied for the team lead in passes defended.
- Made his 100th career start at Chicago in Week 16 on MNF.
- With his wife, Abby, and fellow Vikings, visited the University of Minnesota Amplatz Children's Hospital on 11/24.
- Visited the UM Amplatz Children's Hospital with teammates and the Vikings Women's Organization on 10/27.

### LEBER IN THE 2009 PLAYOFFS

- Led the Vikings with 18 tackles, his highest 2-game total of the entire season.
- **Championship at New Orleans** - Continued his solid postseason play, registering 8 tackles, 2 passes defended and 2 TFLs.
- **Divisional vs. Dallas** - Was all over the field, recording his first 2 career postseason takeaways with a fumble recovery and an INT... Both takeaways led to Vikings FGs...Set playoff career highs for tackles (10), solo tackles (9) and passes defended (2), while adding one TFL and one QB hurry.

#### LEBER'S 2009 PLAYOFF DEFENSIVE STATISTICS

OPPONENT	GP/GS	U	A	TT	SK	INT (YDS)	PBU	TFL	QBH	FF/FR
vs. Dallas - 1/17/10	1/1	9	1	10	0.0	1 (10)	2	1.0	1	0/1
at New Orleans - 1/24/10	1/1	7	1	8	0.0	0 (0)	2	2.0	0	0/0
<b>2009 PLAYOFF TOTALS</b>	<b>2/2</b>	<b>16</b>	<b>2</b>	<b>18</b>	<b>0.0</b>	<b>1 (10)</b>	<b>4</b>	<b>3.0</b>	<b>1</b>	<b>0/1</b>

### LEBER IN THE PLAYOFFS

- Has started all 4 playoff games he has appeared in, with San Diego in 2004 and Minnesota in 2008 and 2009.

#### LEBER'S CAREER PLAYOFF DEFENSIVE STATISTICS

YEAR TEAM	GP/GS	U	A	TT	SK	INT (YDS)	PBU	TFL	QBH	FF/FR
2004 San Diego	1/1	5	2	7	0.0	0 (0)	0	0.0	0	0/0
2008 Minnesota	1/1	5	1	6	0.0	0 (0)	0	1.0	1	0/0
2009 Minnesota	2/2	16	2	18	0.0	1 (10)	4	3.0	1	0/1
<b>CAREER PLAYOFF TOTALS</b>	<b>4/4</b>	<b>26</b>	<b>5</b>	<b>31</b>	<b>0.0</b>	<b>1 (10)</b>	<b>4</b>	<b>4.0</b>	<b>2</b>	<b>0/1</b>

\* - Wild Card; # - Divisional; @ - Championship; \$ - Super Bowl

#### Leber's Career Playoff Highs

Tackles.....10..... vs. Dallas#, 1/17/10  
Solo Tackles.....9..... vs. Dallas#, 1/17/10  
Tackles For Loss.....2.0..... at New Orleans@, 1/24/10  
QB Hurries.....1..... vs. Dallas#, 1/17/10; vs. Philadelphia\*, 1/4/09  
Passes Defended.....2..... vs. Dallas#, 1/17/10; at New Orleans@, 1/24/10  
Interceptions.....1..... vs. Dallas#, 1/17/10

### 2009 REGULAR SEASON

• Recovered LB Chad Greenway's fumble on an INT return in the 2nd quarter of the season finale against the N.Y. Giants, eventually leading to a Vikings TD.

• Registered a season-high 7 tackles and had 2 pass breakups at Chicago in Week 16.

• Made 6 tackles at Carolina in Week 15, his highest tackle output since the season opener at Cleveland.

• Had a season-high 2 pass breakups and totaled 5 tackles against Cincinnati in Week 14.

• Saw increased time in nickel situations and responded with 5 tackles, including a TFL in Week 11 against Seattle.

• Did not start in Week 7 at Pittsburgh as the Vikings opened the game in their nickel package but recorded a sack in the 1st quarter.

• Posted 4 tackles against Green Bay in Week 4, including 1 on a 3rd-and-goal situation at the 1-yard line in pass coverage, the other, a sack of Packers QB Aaron Rodgers for a 7-yard loss.

• Posted a season-high 2 tackles for loss against San Francisco in Week 3 and helped hold the 49ers to 0-for-11 on 3rd downs.

### CAREER NOTES

- Started on the NFL's top-ranked rush defense 4 straight seasons (San Diego, 2005 and Minnesota, 2006-08).
- Tied for the NFL lead with 4 fumble recoveries in 2008.
- Equaled a Vikings LB record with 12 passes defended in 2008.

- He and LB Chad Greenway are the only South Dakotans who start in the NFL.
- Vikings leader in the Tackle Influenza campaign with the UM Children's Hospital and makes regular visits to the hospital as part of the Vikings Community Tuesday events.

- Father, Al, and mother, Han, met while Al was stationed in Korea with the U.S. Army.
- Brother, Jason, was an All-American RB at the University of South Dakota and his other brother, Aaron, played baseball at Tennessee Tech.
- His father was his high school principal at Vermillion HS.

2009 GP/GS	Career GP/GS	Playoffs GP/GS
16/13	120/101 (63/49-MIN; 57/52-SD)	4/4 (3/3-MIN; 1/1-SD)

### CAREER DEFENSIVE STATISTICS

OPPONENT	GP/GS	U	A	TT	SK	INT (YDS)	PBU	TFL	QBH	FF/FR
at Cleveland - 9/13	1/1	4	2	6	0.5	0 (0)	1	0.0	0	0/0
at Detroit - 9/20	1/1	4	1	5	0.0	0 (0)	0	1.0	0	0/0
San Francisco - 9/27	1/1	4	1	5	0.0	0 (0)	0	2.0	0	0/0
Green Bay - 10/5	1/1	3	1	4	1.0	0 (0)	1	0.0	1	0/0
at St. Louis - 10/11	1/1	3	2	5	0.0	0 (0)	0	0.0	0	0/0
Baltimore - 10/18	1/1	2	2	4	0.0	0 (0)	0	0.0	0	0/0
at Pittsburgh - 10/25	1/0	1	0	1	1.0	0 (0)	0	0.0	0	0/0
at Green Bay - 11/1	1/0	0	1	1	0.0	0 (0)	0	0.0	0	0/0
Detroit - 11/15	1/1	0	1	1	0.0	0 (0)	0	0.0	1	0/0
Seattle - 11/22	1/1	3	2	5	0.0	0 (0)	0	1.0	0	0/0
Chicago - 11/29	1/1	2	2	4	0.0	0 (0)	0	0.0	0	0/0
at Arizona - 12/6	1/0	1	2	3	0.0	0 (0)	0	0.0	0	0/0
Cincinnati - 12/13	1/1	4	1	5	0.0	0 (0)	2	1.0	0	0/0
at Carolina - 12/20	1/1	3	3	6	0.0	0 (0)	1	0.0	2	0/0
at Chicago - 12/28	1/1	8	2	10	0.0	0 (0)	3	1.0	0	0/0
N.Y. Giants - 1/3	1/1	5	1	6	0.0	0 (0)	1	0.0	1	0/1
<b>2009 TOTALS</b>	<b>16/13</b>	<b>47</b>	<b>24</b>	<b>71</b>	<b>2.5</b>	<b>0 (0)</b>	<b>9</b>	<b>6.0</b>	<b>5</b>	<b>0/1</b>
<b>CAREER TOTALS (2002- )</b>	<b>120/101</b>	<b>370</b>	<b>139</b>	<b>509</b>	<b>24.0</b>	<b>4 (29)</b>	<b>32</b>	<b>24.0</b>	<b>33</b>	<b>10/10</b>

#### Leber's 2009 Season Highs

Tackles.....7..... at Chicago, 12/28/09  
Sacks.....1.0..... vs. Green Bay, 10/5/09; at Pittsburgh, 10/25/09  
Passes Defended.....2..... vs. Cincinnati, 12/13/09; at Chicago, 12/28/09  
Tackle For Loss.....2..... vs. San Francisco, 9/27/09  
QB Hurries.....2..... at Carolina, 12/20/09

#### Leber's Career Highs

Tackles.....10..... at Kansas City, 9/23/07; vs. N.Y. Giants, 12/28/08  
Sacks.....3.0..... vs. Houston, 9/15/02  
Passes Defended.....4..... at New Orleans, 10/6/08  
Forced Fumbles.....2..... vs. Arizona, 11/26/06  
Fumble Recovery.....1..... 9 times, last at Tampa Bay, 11/16/08  
Interception.....1..... 4 times, last vs. Chicago, 11/30/08  
Long INT Return.....28..... vs. Chicago, 11/30/08  
Touchdown.....1..... vs. Detroit, 10/8/06 (0-yd FR)

## #57 J LEMAN • LB

1st Year Vikings/1st Year NFL • Illinois

### 2009 REGULAR SEASON

- Signed to the active roster from the practice squad on 12/15/09.
- Signed to the Vikings practice squad as a free agent on 12/9/09
- Was inactive for the 3 regular season games he was on the roster.

### LEMAN IN THE 2009 PLAYOFFS

- **Championship at New Orleans** - Was inactive.
- **Divisional vs. Dallas** - Was inactive.

### CAREER NOTES

- Originally signed with Minnesota as an undrafted free agent in on 5/2/09 but was waived on 8/30/08 before being signed by Carolina on 1/13/09.
- 2nd Team All-America as a senior at Illinois, where he ranked 6th in school history with 407 tackles.

# 2009 VIKINGS PLAYER BIOS

## #17 GREG LEWIS • WR 1st Year Vikings/7th Year NFL • Illinois

### 2009 SEASON HIGHLIGHTS

- Made his 1st catch as a Vikings count, an unbelievable 32-yard TD grab for the go-ahead score with 2 seconds remaining in Minnesota's 27-24 win against San Francisco in Week 3.
- Became only the 5th player in team history to catch a TD pass on his 1st reception as a Vikings player.
- Has made 3 tackles on special teams.
- Joined more than 450 students from Jenny Lind School to help plant trees as part of the Vikings' Planet Purple Week on 10/13.

### LEWIS IN THE 2009 PLAYOFFS

- Played on punt coverage in both games.

### LEWIS IN THE PLAYOFFS

- Has played in 4 NFC Championship games.
- Played in 9 playoff games during his 6 seasons in Philadelphia, including Super Bowl XXIX and is 2nd only to Brett Favre on the Vikings roster in playoff experience among position players.
- Led Philadelphia with 182 playoff receiving yards while catching 8 passes during the team's run to Super Bowl XXIX.
- In the 4th quarter of Super Bowl XXXIX, he scored his 1st career TD on a 30-yard pass from Donovan McNabb.
- Played against Minnesota in the Divisional Game in 2004 and in the 2008 Wild Card Game with Philadelphia.

### LEWIS' CAREER PLAYOFF RECEIVING AND RUSHING STATISTICS

YEAR TEAM	GP/GS	RECEIVING					RUSHING				
		No	Yds	Avg	Lg	TD	No	Yds	Avg	Lg	TD
2003 Philadelphia	2/0	0	0	0.0	0	0	0	0	0.0	0	0
2004 Philadelphia	3/1	8	182	22.8	52	1	1	10	10.0	10	0
2006 Philadelphia	2/0	0	0	0.0	0	0	0	0	0.0	0	0
2008 Philadelphia	2/0	1	-2	-2.0	-2	0	0	0	0.0	0	0
2009 Minnesota	2/0	0	0	0.0	0	0	0	0	0.0	0	0
<b>CAREER PLAYOFF TOTALS</b>	<b>11/1</b>	<b>9</b>	<b>180</b>	<b>20.0</b>	<b>52</b>	<b>1</b>	<b>1</b>	<b>10</b>	<b>10.0</b>	<b>10</b>	<b>0</b>

\* - Wild Card; # - Divisional; @ - Championship; \$ - Super Bowl  
**Lewis' Career Playoff Highs**  
 Receptions..... 4..... vs. New England\$, 2/6/05  
 Receiving Yards..... 65..... vs. Atlanta@, 1/23/05  
 Long Catch..... 52..... vs. Minnesota#, 1/16/05  
 TD Catch..... 1..... vs. New England\$, 2/6/05  
 Rushing Attempts..... 1..... vs. New England\$, 2/6/05  
 Rushing Yards..... 10..... vs. New England\$, 2/6/05  
 Long Rush..... 10..... vs. New England\$, 2/6/05

### 2009 REGULAR SEASON

- Caught 2 passes for 19 yards against Cincinnati in Week 14, including Brett Favre's 6,000th career completion in the 1st quarter on an 18-yard play...it was also his 100th career game played.
- Started in Week 7 at Pittsburgh and caught a season-high 4 passes.

### CAREER NOTES

- Signed as a free agent by the Vikings on 9/10/09 following his release from the New England Patriots.
- Acquired by the Patriots from the Philadelphia Eagles on March 5, 2009 along with a 7th-round selection in exchange for a 5th-round selection in the 2009 NFL Draft (159th overall).

2009 GP/GS	Career GP/GS	Playoffs GP/GS
13/1	103/24 (90/23-PHI; 12/1-MIN)	11/1 (9/1-PHI; 2/0-MIN)

### SEASON AND CAREER RECEIVING AND RUSHING

OPPONENT	GP/GS	RECEIVING					RUSHING				
		No	Yds	Avg	Lg	TD	No	Yds	Avg	Lg	TD
at Cleveland - 9/13											
at Detroit - 9/20											
San Francisco - 9/27	1/0	1	32	32.0	32t	1	0	0	0.0	0	0
Green Bay - 10/5	1/0	0	0	0.0	0	0	0	0	0.0	0	0
at St. Louis - 10/11											
Baltimore - 10/18	1/0	0	0	0.0	0	0	0	0	0.0	0	0
at Pittsburgh - 10/25	1/1	4	18	4.5	18	0	0	0	0.0	0	0
at Green Bay - 11/1	1/0	0	0	0.0	0	0	0	0	0.0	0	0
Detroit - 11/15	1/0	0	0	0.0	0	0	0	0	0.0	0	0
Seattle - 11/22	1/0	0	0	0.0	0	0	0	0	0.0	0	0
Chicago - 11/29	1/0	0	0	0.0	0	0	0	0	0.0	0	0
at Arizona - 12/6	1/0	0	0	0.0	0	0	0	0	0.0	0	0
Cincinnati - 12/13	1/0	2	19	9.5	18	0	0	0	0.0	0	0
at Carolina - 12/20	1/0	0	0	0.0	0	0	0	0	0.0	0	0
at Chicago - 12/28	1/0	1	27	27.0	27	0	0	0	0.0	0	0
N.Y. Giants - 1/3	1/0	0	0	0.0	0	0	0	0	0.0	0	0
<b>2009 TOTALS</b>	<b>13/1</b>	<b>8</b>	<b>96</b>	<b>12.0</b>	<b>32t</b>	<b>1</b>	<b>0</b>	<b>0</b>	<b>0.0</b>	<b>0</b>	<b>0</b>
<b>CAREER TOTALS (2003-)</b>	<b>103/24</b>	<b>135</b>	<b>1,795</b>	<b>13.3</b>	<b>52</b>	<b>8</b>	<b>6</b>	<b>29</b>	<b>4.8</b>	<b>11</b>	<b>0</b>

### LEWIS' CAREER RETURNS

OPPONENT	GP/GS	KICKOFF RETURNS					PUNT RETURNS					
		No	Yds	Avg	Lg	TD	No	FC	Yds	Avg	Lg	TD
<b>2009 TOTALS</b>	<b>13/1</b>	<b>0</b>	<b>0</b>	<b>0.0</b>	<b>0</b>	<b>0</b>	<b>0</b>	<b>0</b>	<b>0</b>	<b>0.0</b>	<b>0</b>	<b>0</b>
<b>CAREER TOTALS (2003-)</b>	<b>103/24</b>	<b>8</b>	<b>120</b>	<b>15.0</b>	<b>31</b>	<b>0</b>	<b>5</b>	<b>1</b>	<b>10</b>	<b>2.0</b>	<b>6</b>	<b>0</b>

### Lewis' 2009 Season Highs

Receptions..... 4..... at Pittsburgh, 10/25/09  
 Receiving Yards..... 32..... vs. San Francisco, 9/27/09  
 Long Catch..... 32t..... vs. San Francisco, 9/27/09  
 TD Catch..... 1..... vs. San Francisco, 9/27/09

### Lewis' Career Highs

Receptions..... 6..... vs. Cincinnati, 1/2/05, vs. Oakland, 9/25/05  
 Receiving Yards..... 104..... vs. St. Louis, 9/7/08  
 Long Catch..... 52..... vs. St. Louis, 9/7/08  
 TD Catch..... 2..... vs. Green Bay, 10/2/06; at New England, 11/25/07  
 Rushing Attempts..... 6..... 6 times, last at N.Y. Giants, 11/20/05  
 Rushing Yards..... 11..... vs. Chicago, 10/3/04  
 Long Rush..... 11..... vs. Chicago, 10/3/04

## #71 PHIL LOADHOLT • T Rookie • Oklahoma

### 2009 SEASON HIGHLIGHTS

- Started all but 1 game for the NFC's 3rd-ranked offense and the NFL's 5th-ranked offense.
- Along with T Bryant McKinnie, forms one of the largest bookend duos in the NFL with both men standing at 6'8".
- One of only 4 Vikings rookie tackles to start at least 15 games, the most of any Vikings rookie T since Korey Stringer started 15 games in 1995.
- Joined Vikings Owner/President Mark Wilf, along with McKinnie, on a visit to Owatonna, MN, on 11/17, as part of the Vikings "You Made The Team" Community Tour.

### LOADHOLT IN THE 2009 PLAYOFFS

- **Championship at New Orleans** - Started at RT to help the offense gain 475 yards, the 2nd-highest total in Vikings playoff history.
- **Divisional vs. Dallas** - Started at RT and helped lead the Vikings to their highest playoff point total since 2001.

### 2009 REGULAR SEASON

- Sustained a shoulder injury early in the game at Arizona in Week 13 that forced him to leave the game for a majority of the 1st half...Returned and played the entire 2nd half.
- Helped lead the Vikings to their highest offensive output since 1998 with 537 total yards against Chicago in Week 12, which ranks as the 9th-highest single game total in team history.
- Returned from a leg injury that sidelined him in Week 5 to start and help lead the Vikings to a then-season-high 426 yards of total offense in Week 6 against Baltimore.
- Inactive in Week 5 at St. Louis with a leg injury.

- Became only the 5th Vikings rookie T to start a season opener and joined Doug Davis (1966) as 1 of only 2 Vikings rookies to start a season opener at RT.
- Blocked for Adrian Peterson's opening-day team record 180 yards rushing in his pro debut at Cleveland (9/13/09).

### CAREER NOTES

- The 6th OT taken in the 2009 Draft and highest OT selected by the Vikings (2nd Round, 54th overall) since Bryant McKinnie in 2002.
- He is also the tallest starting player ever at Oklahoma.
- Part of record-setting offense at OU that averaged more than 51 points per game and 547 yards of total offense.
- Born in Honolulu, but attended high school in Colorado.
- Father was a career US Army Sgt. 1st Class.
- Younger sister plays basketball at Garden City CC, where he started his collegiate career.

2009 GP/GS	Career GP/GS	Playoffs GP/GS
15/15	15/15	2/2

## 2009 VIKINGS PLAYER BIOS

**#46 CULLEN LOEFFLER • LS**  
6th Year Vikings/6th Year NFL • Texas

### 2009 SEASON HIGHLIGHTS

- Successfully handled all 156 (28 FG, 73 punt, 55 PATs) long snaps.
- Snapped for every single point of K Ryan Longwell's career-best 132 points, which ranked 3rd in the NFL.
- Made 5 special teams tackles on punt coverage.

### LOEFFLER IN THE 2009 PLAYOFFS

- **Championship at New Orleans** - Handled the snapping duties on all 4 punts and 4 PATs.
- **Divisional vs. Dallas** - Snapped on 5 punts and 5 kick attempts.

### LOEFFLER CAREER PLAYOFF HIGHLIGHTS

- Has handled every long snap in Minnesota's 4 playoff games since 2004.

### 2009 REGULAR SEASON

- Had a tackle on punt coverage in Week 13 at Arizona and in Week 15 at Carolina.

- Recorded his 2nd special teams tackle of the season on punt coverage at Pittsburgh in Week 7.

- Had 1 special teams tackle in the season opener at Cleveland (9/13/09).

### CAREER NOTES

- Has handled all Vikings special teams snaps since 2004, totaling more than 800 snaps on extra points, field goals and punts.
- One of the most-active Vikings players in Twin Cities community events.
- Played at Texas while University of Minnesota head coach Tim Brewster was on staff with the Longhorns, along with Vikings teammates CB Cedric Griffin and DE Brian Robison.
- Avid hunter and fisherman.

2009 GP/GS  
16/0

Career GP/GS  
96/0

Playoffs GP/GS  
5/0

**#8 RYAN LONGWELL • K**  
4th Year Vikings/13th Year NFL • California

### 2009 SEASON HIGHLIGHTS

- **Elected by teammates as the Vikings 2009 Special Teams MVP.**
- Ranked 3rd in the NFL in scoring with a career-best 132 points (26 FGs, 54 PATs).
- His 132 points tied for 2nd on the Vikings single-season list.
- Moved into 15th place on the NFL all-time scoring list with 1,502 points, the most by any NFL player since beginning his career in 1997.
- Played in his 200th career game at Green Bay on 11/1/09.
- Eclipsed the 100-point mark for the 10th time in his career.
- Climbed to 8th on Minnesota's all-time scoring list with 448 points.
- Ranks 16th on the all-time NFL FG list with 322.
- Holds the Vikings record for 50-plus yard FGs with 9.
- Converted 72 of his last 75 FG attempts inside 45 yards (96.0%).

### LONGWELL IN THE 2009 PLAYOFFS

- **Championship at New Orleans** - Connected on all 4 FG attempts.
- **Divisional vs. Dallas** - Converted a career playoff-high 4 PATs and both FG attempts for 10 points.

### LONGWELL'S 2009 PLAYOFF KICKING STATISTICS

OPPONENT	GP	FG	FGA	Pct.	LG	Blk	XP	XPA	Pct.	Blk	Pts
vs. Dallas - 1/17/10	1	2	2	100.0	28	0	4	4	100.0	0	10
at New Orleans - 1/24/10	1	0	0	0.0	0	0	4	4	100.0	0	4
<b>2009 PLAYOFF TOTALS</b>	<b>2</b>	<b>2</b>	<b>2</b>	<b>100.0</b>	<b>28</b>	<b>0</b>	<b>8</b>	<b>8</b>	<b>100.0</b>	<b>0</b>	<b>14</b>

### LONGWELL CAREER PLAYOFF HIGHLIGHTS

- Ranks behind only Brett Favre on the Vikings roster in playoff experience, kicking in 13 games.
- Has scored 81 points in 13 postseason games, including 6 on a FG and 3 PATs against Denver in Super Bowl XXXII.

### LONGWELL'S CAREER PLAYOFF KICKING STATISTICS

YEAR TEAM	GP	FG	FGA	Pct.	LG	Blk	XP	XPA	Pct.	Blk	Pts
1997 Green Bay	3	6	7	85.7	43	0	6	6	100.0	0	24
1998 Green Bay	1	2	3	66.7	37	0	3	3	100.0	0	9
2001 Green Bay	2	3	3	100.0	45	0	3	4	75.0	0	12
2002 Green Bay	1	0	2	0.0	--	0	1	1	100.0	0	1
2003 Green Bay	2	3	4	75.0	31	0	5	5	100.0	0	14
2004 Green Bay	1	1	2	50.0	43	0	2	2	100.0	0	5
2008 Minnesota	1	0	0	0.0	--	0	2	2	100.0	0	2
2009 Minnesota	2	2	2	100.0	28	0	8	8	100.0	0	14
<b>CAREER PLAYOFF TOTALS</b>	<b>13</b>	<b>17</b>	<b>23</b>	<b>73.9</b>	<b>45</b>	<b>0</b>	<b>30</b>	<b>31</b>	<b>96.8</b>	<b>0</b>	<b>81</b>

\* - Wild Card; # - Divisional; @ - Championship; \$ - Super Bowl

#### Longwell's Career Playoff Highs

FG Attempts..... 4..... at San Francisco@, 1/11/98  
 FG Made..... 4..... at San Francisco@, 1/11/98  
 Long FG..... 45..... San Francisco\*, 1/13/02  
 PAT Attempts..... 4..... vs. Dallas#, 1/17/10; at New Orleans@, 1/24/10  
 PAT Made..... 4..... vs. Dallas#, 1/17/10; at New Orleans@, 1/24/10  
 Points..... 11..... at San Francisco@, 1/11/98  
 Kickoff Touchbacks..... 1..... at San Francisco@, 1/11/98

### LONGWELL'S 2009 REGULAR SEASON

- Converted all 8 kick attempts (5 PATs, 3 FGs) in the season finale against the N.Y. Giants.

- Moved into the 15th place on the NFL's all-time scoring list with 3 FGs and 3 PATs against Cincinnati in Week 14, passing Steve Christie (1,476).

- Scored 12 points against Chicago in Week 12 to pass the 400-point mark as a Viking and set a team record 9th 50-plus-yard FG (52 yards).

- Scored 9 points to run his career total to 1,447 points, passing Jim Turner (1,439) into 17th place on the NFL's all-time scoring list against Detroit.

- Moved past Jeff Wilkins into 16th on the NFL's all-time FG list with 308, an 18-yarder in the 3rd quarter against Pittsburgh in Week 7.

- Kicked a game-winning 31-yard FG with 1:56 remaining against Baltimore in Week 6...Thr FG also moved him into 18th place on the NFL's all-time scoring list with 1,425 points and tied him with Jeff Wilkins for 16th on the NFL's all-time FG list.

- Became only the 20th NFL player to score 1,400 points in a career with his 2nd PAT of the game against Green Bay in Week 4.

Ryan Longwell continued on next page

# 2009 VIKINGS PLAYER BIOS

Ryan Longwell, continued

- Booted a 52-yard FG in the 2nd quarter against San Francisco in Week 3 (9/27) to tie a team record with his 8th 50-plus yard FG as a Viking.

- His 9 points in Week 2 at Detroit moved him past Jim Bakken (1,380) and Mark Moseley (1,382) and into 20th place on the NFL's all-time points scored list with 1,389 points...Also became the 21st player NFL history with 300 career FGs on a 46-yarder in the 4th quarter that tied him with Moseley and Matt Bahr.

- Had 10 points in Week 1 against Cleveland to push his career point total to 1,380 for a tie with Jim Bakken for 21st on the NFL all-time scoring list.

## CAREER NOTES

- Made a career-best 6 FGs of 50-plus yards in 2008 and was named 2008 Vikings Special Teams MVP.
- An avid golfer with a current USGA handicap of +1.1.

2009 GP/GS	Career GP/GS	Playoffs GP/GS
16/0	208/0 (64/0-MIN; 144/0-GB)	13/0 (3-MIN; 10-GB)

## LONGWELL'S SEASON AND CAREER KICKING STATISTICS

OPPONENT	GP	FG	FGA	Pct.	LG	Blk	XP	XPA	Pct.	Blk	Pts
at Cleveland - 9/13	1	2	2	100.0	37	0	4	4	100.0	0	10
at Detroit - 9/20	1	2	2	100.0	46	0	3	3	100.0	0	9
San Francisco - 9/27	1	2	3	66.7	52	1	3	3	100.0	0	9
Green Bay - 10/5	1	0	0	0.0	0	0	4	4	100.0	0	4
at St. Louis - 10/11	1	1	1	100.0	47	0	5	5	100.0	0	8
Baltimore - 10/18	1	4	4	100.0	40	0	3	3	100.0	0	15
at Pittsburgh - 10/25	1	1	1	100.0	18	0	2	2	100.0	0	5
at Green Bay - 11/1	1	1	1	100.0	41	0	5	5	100.0	0	8
Detroit - 11/15	1	2	2	100.0	35	0	3	3	100.0	0	9
Seattle - 11/22	1	0	0	0.0	0	0	5	5	100.0	0	5
Chicago - 11/29	1	3	3	100.0	52	0	3	3	100.0	0	12
at Arizona - 12/6	1	1	1	100.0	25	0	2	2	100.0	0	5
Cincinnati - 12/13	1	3	3	100.0	44	0	3	3	100.0	0	12
at Carolina - 12/20	1	0	1	0.0	0	0	1	1	100.0	0	1
at Chicago - 12/28	1	1	1	100.0	41	0	3	4	75.0	1	6
N.Y. Giants - 1/3	1	3	3	100.0	36	0	5	5	100.0	0	14
<b>2009 TOTALS</b>	<b>16</b>	<b>26</b>	<b>28</b>	<b>92.9</b>	<b>52</b>	<b>1</b>	<b>54</b>	<b>55</b>	<b>98.2</b>	<b>1</b>	<b>132</b>
<b>CAREER TOTALS (1997- )</b>	<b>208</b>	<b>322</b>	<b>388</b>	<b>83.0</b>	<b>55</b>	<b>12</b>	<b>536</b>	<b>543</b>	<b>98.7</b>	<b>3</b>	<b>1,502</b>

Mark	2009	Previous High, Year
Points	132	131, 2000

Longwell's 2009 Season Highs	
FG Attempts.....	4..... vs. Baltimore, 10/18/09
FG Made.....	4..... vs. Baltimore, 10/18/09
Long FG.....	52..... vs. San Francisco, 9/27/09; vs. Chicago, 11/29/09
PAT Attempts.....	5..... 4 times, last vs. N.Y. Giants, 1/3/10
PAT Made.....	5..... 4 times, last vs. N.Y. Giants, 1/3/10
Points.....	15..... vs. Baltimore, 10/18/09

Longwell's Career Highs	
FG Attempts.....	6..... vs. Indianapolis, 9/14/08
FG Made.....	5..... vs. Arizona, 9/24/00; vs. Indianapolis, 9/14/08
Long FG.....	55..... at Chicago, 10/14/07
PAT Attempts.....	7..... vs. Arizona, 1/2/00; vs. New Orleans, 10/9/05
PAT Made.....	7..... vs. Arizona, 1/2/00; vs. New Orleans, 10/9/05
Kickoff Touchbacks.....	2..... 5 times, last at Carolina, 10/3/05
Points.....	17..... vs. Arizona, 9/24/00
Punts.....	2..... at Tampa Bay, 11/16/03
Punting Yards.....	49..... at Tampa Bay, 11/16/03
Long Punt.....	30..... at Tampa Bay, 11/16/03

#74 BRYANT MCKINNIE • T

8th Year Vikings/8th Year NFL • Miami

## 2009 SEASON HIGHLIGHTS

- Elected to the Pro Bowl for the 1st time in his career.
- Started every game for the NFC's 3rd-ranked offense and the NFL's 5th-ranked offense.
- Is just the 5th Vikings T in Vikings history to play in 115 games.
- Spent a day during the bye week at ESPN Studios in Bristol, CT, and made 8 different television appearances in that time.
- Along with Vikings rookie T Phil Loadholt, forms one of the largest bookend duos in the NFL with both men standing at 6'8".
- Joined Vikings Owner/President Mark Wilf, along with Phil Loadholt, on a visit to Owatonna, MN, on 11/17, as part of the Vikings "You Made The Team" Community Tour.
- Joined more than 450 students from Jenny Lind School to help plant trees as part of the Vikings' Planet Purple Week on 10/13.

## McKINNIE IN THE 2009 PLAYOFFS

- **Championship at New Orleans** - Started at LT to help the offense gain 475 yards, the 2nd-highest total in Vikings playoff history.
- **Divisional vs. Dallas** - Started at LT and helped lead the Vikings to their highest playoff point total since 2001.

## McKINNIE CAREER PLAYOFF HIGHLIGHTS

- Has started all 5 playoff games he has appeared in at LT.

## 2009 REGULAR SEASON

- Helped lead the Vikings to their highest offensive output since 1998 with 537 total yards against Chicago in Week 12, which ranks as the 9th-highest single game total in team history.

- Started and helped pave the way for Minnesota's 492 yards of offense in Week 10, then the team's highest total since 2007.

- Started his 101st straight regular season games (104 counting playoffs) on opening day against Cleveland (9/13) and blocked for Adrian Peterson's 180-yards effort.

## CAREER NOTES

- Has blocked for 5 of the top 6 single-season rushers in team history, including Adrian Peterson's team-record 1,760 yards in 2008.
- Is the 2nd-highest offensive lineman drafted by the Vikings in team history, taken with the 7th overall pick in 2002, behind only Hall of Famer Ron Yary, who was selected with the 1st overall pick in 1968.
- Hosted a celebrity basketball game in New Jersey last June that featured Vikings teammates to benefit his alma mater, Woodbury HS, and breast cancer research.
- Helped launch Swagga Entertainment in 2009 that represents recording artists, including R&B star Pleasure P.
- Joined his mother and grandmother to participate in the 2008 Susan G. Komen Race for the Cure at the Mall of America in Bloomington.
- Heavily involved in several philanthropic events that help needy children worldwide and other groups in New Jersey, Miami and Minnesota.

2009 GP/GS	Career GP/GS	Playoffs GP/GS
16/16	116/115	5/5

# 2009 VIKINGS PLAYER BIOS

## #45 GARRETT MILLS • TE 3rd Year Vikings/4th Year NFL • Tulsa

### 2009

- Signed to the active roster from the Practice Squad on 12/8/09.

### MILLS IN THE 2009 PLAYOFFS

- Inactive in both games.

### CAREER NOTES

- Played in a total of 9 games for the Vikings in 2007 and 2008.

2009 GP/GS 0/0	Career GP/GS 9/0	Playoffs GP/GS 0/0
-------------------	---------------------	-----------------------

### SEASON AND CAREER RECEIVING

OPPONENT	GP/GS	No	Yds	Avg	Lg	TD
at Cleveland - 9/13						
at Detroit - 9/20						
vs. San Francisco - 9/27						
vs. Green Bay - 10/5						
at St. Louis - 10/11						
Baltimore - 10/18						
at Pittsburgh - 10/25						
at Green Bay - 11/1						
Detroit - 11/15						
Seattle - 11/22						
Chicago - 11/29						
at Arizona - 12/6						
Cincinnati - 12/13						
at Carolina - 12/20						
at Chicago - 12/28						
<b>2009 TOTALS</b>	<b>0/0</b>	<b>0</b>	<b>0</b>	<b>0.0</b>	<b>0</b>	<b>0</b>
<b>CAREER TOTALS (2003-)</b>	<b>9/0</b>	<b>7</b>	<b>91</b>	<b>13.0</b>	<b>23</b>	<b>0</b>

### Mills' Career Highs

Receptions..... 3..... at Green Bay, 9/8/09  
 Receiving Yards..... 49..... at Green Bay, 9/8/09  
 Long Reception ..... 23..... at Green Bay, 9/8/09

## #92 JAYME MITCHELL • DE 4th Year Vikings/4th Year NFL • Mississippi

### 2009 SEASON HIGHLIGHTS

- Posted a season-high 2 tackles at Carolina in Week 15.

- Made his return to the active roster from a season-ending knee injury that landed him on injured reserve for the entire 2008 season, recording 2 QB hurries against Cleveland (9/13/09).

### MITCHELL IN THE 2009 PLAYOFFS

- **Championship at New Orleans** - Played but did not record any statistics.
- **Divisional vs. Dallas** - Was inactive.

### CAREER NOTES

- Is the only Vikings undrafted rookie free agent to post 2.0-plus sacks in a game, vs. New England, 10/30/06.

2009 GP/GS 4/0	Career GP/GS 27/0	Playoffs GP/GS 1/0
-------------------	----------------------	-----------------------

### CAREER DEFENSIVE STATISTICS

OPPONENT	GP/GS	U	A	TT	SK	INT (YDS)	PBU	TFL	QBH	FF/FR
at Cleveland - 9/13	1/0	0	0	0	0	0 (0)	0	0	2	0/0
at Detroit - 9/20	1/0	1	0	1	0	0 (0)	0	0	0	0/0
San Francisco - 9/27						INACTIVE				
Green Bay - 10/5						INACTIVE				
at St. Louis - 10/11	1/0	0	0	0	0	0 (0)	0	0	2	0/0
Baltimore - 10/18						INACTIVE				
at Pittsburgh - 10/25						INACTIVE				
at Green Bay - 11/1						INACTIVE				
Detroit - 11/15						INACTIVE				
Seattle - 11/22						INACTIVE				
Chicago - 11/29						INACTIVE				
at Arizona - 12/6						INACTIVE				
Cincinnati - 12/13						INACTIVE				
at Carolina - 12/20	1/0	2	0	2	0	0 (0)	0	0	1	0/0
at Chicago - 12/28						INACTIVE				
N.Y. Giants - 1/3						INACTIVE				
<b>2009 TOTALS</b>	<b>4/0</b>	<b>3</b>	<b>0</b>	<b>3</b>	<b>0</b>	<b>0 (0)</b>	<b>0</b>	<b>0</b>	<b>5</b>	<b>0/0</b>
<b>CAREER TOTALS (2006-)</b>	<b>27/0</b>	<b>16</b>	<b>12</b>	<b>28</b>	<b>4.0</b>	<b>0 (0)</b>	<b>1</b>	<b>1.0</b>	<b>17</b>	<b>1/0</b>

### Mitchell's Season Highs

QB Hurries..... 2..... at Cleveland, 9/13/09; at St. Louis, 10/11/09  
 Tackles..... 2..... at Carolina, 12/20/09

### Mitchell's Career Highs

Tackles..... 4..... vs. Chicago, 12/17/07; vs. Washington, 12/23/07  
 Sacks..... 2.0..... vs. New England, 10/30/06  
 QB Hurries..... 2..... 3 times, last vs. Chicago, 12/17/07  
 Tackles for Loss..... 1.0..... vs. Washington, 12/23/07  
 Forced Fumble ..... 1..... vs. New England, 10/30/06  
 Pass Defensed ..... 1..... vs. Green Bay, 11/12/06

# 2009 VIKINGS PLAYER BIOS

## #55 KENNY ONATOLU • LB

1st Year Vikings/1st Year NFL • Nebraska-Omaha

### 2009 SEASON HIGHLIGHTS

- Tied for the team lead with 24 special teams tackles.
- Visited the Ronald McDonald House on 11/17 to pack and donate shoe boxes with toys to needy children across the globe.

### ONATOLU IN THE 2009 PLAYOFFS

- **Championship at New Orleans** - Recovered a fumble on punt coverage at the New Orleans 9-yard line in the 2nd quarter.
- **Divisional vs. Dallas** - Picked up a solo special teams tackle in his postseason debut.

### ONATOLU'S 2009 PLAYOFF SPECIAL TEAMS TACKLES

OPPONENT	U	A	TT	FF	FR	BK
vs. Dallas - 1/17/10	1	0	1	0	0	0
at New Orleans - 1/24/10	0	0	0	0	1	0
<b>2009 PLAYOFF TOTALS</b>	<b>1</b>	<b>0</b>	<b>1</b>	<b>0</b>	<b>1</b>	<b>0</b>

### 2009 REGULAR SEASON

• Was held without a special teams tackle for the 1st time this season against Seattle in Week 11 but made his 1st career tackle on defense in the 4th quarter.

• Recorded 3 special teams tackles for the 2nd time this season against Baltimore in Week 6 and for a 3rd time 2 weeks later at Green Bay in Week 8.

• Led the team with 3 special teams tackles in his NFL debut against Cleveland.

### CAREER NOTES

- Signed with the team near the end of the 2008 season after spending 2007 and 2008 with the Canadian Football League's Edmonton Eskimos.
- Set career highs with Edmonton in 2008 with 60 tackles and led or tied for the team lead in tackles in 7 of the team's 16 games.
- Has an identical twin brother, Taiwo, who he played with at Nebraska-Omaha.
- Was born in Chicago, but spent 3 years in his parents home country of Nigeria as a child.
- Owns the single-game rushing record at Papillon HS in Nebraska with 326 yards.

2009 GP/GS	Career GP/GS	Playoffs GP/GS
16/0	16/0	2/0

### ONATOLU'S SEASON AND CAREER SPECIAL TEAMS TACKLES

OPPONENT	U	A	TT	FF	FR	BK
at Cleveland - 9/13	3	0	3	0	0	0
at Detroit - 9/20	1	0	1	0	0	0
San Francisco - 9/27	2	0	2	0	0	0
Green Bay - 10/5	1	0	1	0	0	0
at St. Louis - 10/11	1	0	1	0	0	0
Baltimore - 10/18	3	0	3	0	0	0
at Pittsburgh - 10/25	0	1	1	0	0	0
at Green Bay - 11/1	2	1	3	0	0	0
Detroit - 11/15	2	0	2	0	0	0
Seattle - 11/22	0	0	0	0	0	0
Chicago - 11/29	1	0	1	0	0	0
at Arizona - 12/6	1	0	1	0	0	0
Cincinnati - 12/13	0	0	0	0	0	0
at Carolina - 12/20	1	1	2	0	0	0
at Chicago - 12/28	1	1	2	0	0	0
N.Y. Giants - 1/3	0	1	1	0	0	0
<b>CAREER TOTALS (2009- )</b>	<b>19</b>	<b>5</b>	<b>24</b>	<b>0</b>	<b>0</b>	<b>0</b>

Onatolu's 2009 Season Highs (Special Teams)  
Tackles..... 3..... at Cleveland, 9/13/09; vs. Baltimore, 10/18/09; at Green Bay, 11/1/09

## #41 KARL PAYMAH • CB

1st Year Vikings/5th Year NFL • Washington State

### 2009 REGULAR SEASON

• Saved a TD on kickoff coverage in Week 12 against Chicago, chasing down Bears' KR Johnny Knox at the 7-yard line...The Vikings defense held the Bears to a field goal on the ensuing drive.

• Tied a season high with 4 solo tackles against Seattle in Week 11.

• Started for the 2nd straight week at Green Bay and made 2 tackles to go along with a pass breakup and special teams tackle.

• Made his 1st start as a Viking in Week 7 at Pittsburgh, finishing the game with 4 tackles, including 1 for a loss and a pass breakup.

• Filled in at CB against Baltimore in Week 6 after an injury kept starting CB Antoine Winfield out of the game in the 2nd half.

• Had his best game of the season on special teams against Green Bay in Week 4, with 2 tackles and kept a punt out of the end zone that was downed at the Green Bay 1-yard line in the 4th quarter, putting the Vikings in position to later score a safety on defense.

• Recorded 1 tackle on defense and 1 special teams tackle in his Vikings debut at Cleveland (9/13/09).

### PAYMAH IN THE 2009 PLAYOFFS

- Was inactive in both games.

### PAYMAH CAREER PLAYOFF HIGHLIGHTS

- Played in 2 games and recorded a special teams tackle for a Denver team that advanced to the AFC Championship in 2005.

### CAREER NOTES

- Standout special teams player in his 4 seasons with Denver, totaling 42 special teams tackles, who signed as a free agent with the Vikings in the offseason.
- Was teammates with current Vikings safeties Eric Frampton and Husain Abdullah at Washington State.
- Worked with the Darrent Williams Foundation and the Big Brothers program while in Denver.

2009 GP/GS	Career GP/GS	Playoffs GP/GS
12/2	72/7 (12/2-MIN; 60/6-DEN)	2/0

### SEASON AND CAREER DEFENSIVE STATISTICS

OPPONENT	GP/GS	U	A	TT	SK	INT (YDS)	PBU	TFL	QBH	FF/FR
at Cleveland - 9/13	1/0	1	0	1	0.0	0 (0)	0	0.0	0	0/0
at Detroit - 9/20	1/0	0	0	0	0.0	0 (0)	0	0.0	0	0/0
San Francisco - 9/27	1/0	0	0	0	0.0	0 (0)	0	0.0	0	0/0
Green Bay - 10/5	1/0	0	0	0	0.0	0 (0)	0	0.0	0	0/0
at St. Louis - 10/11	1/0	0	0	0	0.0	0 (0)	0	0.0	0	0/0
Baltimore - 10/18	1/0	0	0	0	0.0	0 (0)	0	0.0	0	0/0
at Pittsburgh - 10/25	1/1	4	0	4	0.0	0 (0)	1	1.0	0	0/0
at Green Bay - 11/1	1/1	1	1	2	0.0	0 (0)	1	0.0	0	0/0
Detroit - 11/15	1/0	2	1	3	0.0	0 (0)	1	0.0	0	0/0
Seattle - 11/22	1/0	4	0	4	0.0	0 (0)	0	0.0	0	0/0
Chicago - 11/29	1/0	0	0	0	0.0	0 (0)	1	0.0	0	0/0
at Arizona - 12/6	1/0	0	0	0	0.0	0 (0)	0	0.0	0	0/0
Cincinnati - 12/13						INACTIVE				
at Carolina - 12/20						INACTIVE				
at Chicago - 12/28						INACTIVE				
N.Y. Giants - 1/3						INACTIVE				
<b>2009 TOTALS</b>	<b>12/2</b>	<b>12</b>	<b>2</b>	<b>14</b>	<b>0.0</b>	<b>0 (0)</b>	<b>4</b>	<b>1.0</b>	<b>0</b>	<b>0/0</b>
<b>CAREER TOTALS (2005- )</b>	<b>72/7</b>	<b>68</b>	<b>7</b>	<b>75</b>	<b>0.0</b>	<b>3 (13)</b>	<b>16</b>	<b>--</b>	<b>--</b>	<b>0/2</b>

### Paymah's 2009 Season Highs

Tackles..... 4..... at Pittsburgh, 10/25/09; vs. Seattle, 11/22/09  
Tackles for Loss..... 1..... at Pittsburgh, 10/25/09  
Pass Breakups..... 1..... 4 times, last vs. Chicago, 11/29/09  
Special Teams Tkls..... 2..... vs. Green Bay, 10/5/09; at St. Louis, 10/11/09

# 2009 VIKINGS PLAYER BIOS

**#28 ADRIAN PETERSON • RB**  
3rd Year Vikings/3rd Year NFL • Oklahoma

## 2009 SEASON HIGHLIGHTS

- Elected to the Pro Bowl for the 3rd time in as many season.
- Tied for the 4th-fewest games in NFL history needed to eclipse the 4,000-yard rushing mark, doing so in 39 games, which is also a team record.
- Ranks 5th all-time in the NFL with 4,484 rushing yards in his 1st 3 NFL seasons.
- Ranked 2nd in the NFC and 5th in the NFL with 1,383 rushing yards.
- Led the NFL in scoring among non-kickers with 108 points, scoring all his points on a team-record 18 rushing TDs.
- His 18 TDs is the 2nd-most all-time in a season by a Viking.
- Led the NFC and ranked 3rd in the NFL with 1,819 yards from scrimmage (1,383 rushing, 436 receiving).
- Ranked 2nd in the NFL with 90 1st downs gained, including 74 on the ground.
- Converted on 14-of-18 3rd-and-1 rushing opportunities.
- Along with WR Sidney Rice, formed the NFC's top rushing-receiving duo with a combined 2,695 yards (1,383 rushing, 1,312 receiving).
- Is tied for 4th on Minnesota's all-time rushing TD list with 40 and holds the team record for most seasons with 10-plus TDs (3).
- Is 8th on Minnesota's all-time scoring list among non-kickers with 246 career points and 5th with 4,484 rushing yards.
- Set season career highs with 43 receptions for 436 yards, passing his 21 receptions in 2008 and 268 receiving yards, set in 2007.
- Owns 4 of the top 5 single-game rushing performances in Vikings history, including an opening-day record 180 yards on 25 carries against Cleveland.

## PETERSON IN THE 2009 PLAYOFFS

- Rushed for 185 yards in the 2 games to move into 4th place on the team's all-time playoff rushing list...Also moved into a tie for 7th on the team's all-time playoff scoring list, scoring 18 of his 30 career playoff points this season.
- **Championship at New Orleans** - Tied a team playoff record with 18 points on 3 rushing TDs and totaled 122 yards on the ground on 25 carries...His rushing total was the 3rd-highest in Vikings playoff history and the most since Robert Smith's team-record 140 yards against Dallas (1/9/00).
- **Divisional vs. Dallas** - Had 82 total yards (63 rushing, 19 receiving).

### PETERSON'S 2009 PLAYOFF RUSHING AND RECEIVING

OPPONENT	GP/GS	RUSHING					RECEIVING				
		No	Yds	Avg	Lg	TD	No	Yds	Avg	Lg	TD
vs. Dallas - 1/17/10	1/1	26	63	2.4	11	0	1	19	19.0	19	0
at New Orleans - 1/24/10	1/1	25	122	4.9	27	3	2	14	7.0	11	0
<b>2009 PLAYOFF TOTALS</b>	<b>2/2</b>	<b>51</b>	<b>185</b>	<b>3.6</b>	<b>27</b>	<b>3</b>	<b>3</b>	<b>33</b>	<b>11.0</b>	<b>19</b>	<b>0</b>

## PETERSON'S CAREER PLAYOFF HIGHLIGHTS

- Scored both of Minnesota's TDs in the 1/4/09 Wild Card Game against Philadelphia, tying a team playoff record...Also returned a kickoff 20 yards.

### PETERSON'S CAREER PLAYOFF RUSHING AND RECEIVING

YEAR TEAM	GP/GS	RUSHING					RECEIVING				
		No	Yds	Avg	Lg	TD	No	Yds	Avg	Lg	TD
2008 Minnesota	1/1	20	83	4.2	40t	2	0	0	0.0	0	0
2009 Minnesota	2/2	51	185	3.6	27	3	3	33	11.0	19	0
<b>CAREER PLAYOFF TOTALS</b>	<b>3/3</b>	<b>71</b>	<b>268</b>	<b>3.8</b>	<b>40t</b>	<b>5</b>	<b>3</b>	<b>33</b>	<b>11.0</b>	<b>19</b>	<b>0</b>

\* - Wild Card; # - Divisional; @ - Championship; \$ - Super Bowl

#### Peterson's Playoff Career Highs

Rushing Attempts .....26 ..... vs. Dallas#, 1/17/10  
 Rushing Yards .....122 ..... at New Orleans@, 1/24/10  
 Long Rush .....40t ..... vs. Philadelphia\*, 1/4/09  
 Rushing TDs .....3 ..... at New Orleans@, 1/24/10  
 Receptions.....2 ..... at New Orleans@, 1/24/10  
 Receiving Yards.....19 ..... vs. Dallas#, 1/17/10  
 Long Reception .....19 ..... vs. Dallas#, 1/17/10  
 Kickoff Returns .....1 ..... vs. Philadelphia\*, 1/4/09  
 Kickoff Return Yards.....20 ..... vs. Philadelphia\*, 1/4/09  
 Long Kickoff Return.....20 ..... vs. Philadelphia\*, 1/4/09

## 2009 REGULAR SEASON

• Moved into 2nd place on Minnesota's single-season TD list with his 18th TD of the season on 1-year run in the 2nd quarter against the N.Y. Giants in the season finale.

• Rushed for 2 TDs to bring his season total to 17 and had 137 yards (94 rushing, 43 receiving) from scrimmage in Week 16 at Chicago.

• Set a career high with 73 receiving yards, including a career-long 63-yard catch and run in the 4th quarter at Carolina in Week 15...Led the team in rushing and receiving against the Panthers.

• Set a team single-season record with his 14th rushing TD of the season on 1-yard plunge in the 3rd quarter against Cincinnati in Week 14.

• Eclipsed the 100-yard mark in a half for the 10th time in his career on the way to a 133-yard day on the ground against Detroit in Week 10.

• Totaled 141 yards from scrimmage on 97 yards rushing and 44 yards receiving, all of which came on a key 4th-quarter catch and run that set up Minnesota's final TD of the game in Week 8 at Green Bay.

• Had 129 total yards from scrimmage with 69 yards rushing on 18 carries and tied a career high with 60 yards on 4 receptions...Did not start the game as Minnesota opened in an empty-backfield set.

• Gained 69 yards on 15 carries and scored a pair of TDs to lead Minnesota to it's highest yardage (389) and point totals (38) of the season at St. Louis in Week 5.

• Set team mark with his 3rd 3-TD day of career at Cleveland (9/13/09)... Also tied a career-high and Vikings opening-day record with 3 rushing TDs against the Browns in Week 1 and tied Chuck Foreman for 2nd on the Vikings all-time list with his 17th 100-yard performance...His 64-yard TD run in the 4th quarter against the Browns was the 3rd-longest opening day run in team history and his 198 combined net yards trail only Herschel Walker's opening day total of 200 (9/9/90) in team annals.

• Moved into 7th place on the Vikings all-time rushing list with his season-opening performance at Cleveland, moving his career total to 3,281 yards.

## CAREER NOTES

- Became the 1st Vikings RB to lead the NFL in rushing with a team-record 1,760 yards in 2008.
- Set the NFL single-game rushing record with 296 yards against San Diego in 2007 in the 8th game of his rookie campaign.
- Honored with the 2008 Bert Bell Award from the Maxwell Club as the Pro Football Player of the Year and was runner-up in AP Offensive Player of the Year voting in 2008.
- 2-time Pro Bowler and Pro Bowl MVP and Offensive Rookie of the Year in 2007.
- Works with youth through his All Day Foundation, with the motto "Giving back every day, All Day."
- Has earned more than \$25,000 in donations to local schools through his play being recognized with FedEx accolades (Ground Player of the Week, Offensive Player of the Year).
- Hosted Special Olympics of Minnesota Punt, Pass and Kick event at Winter Park in 2008 and 2009.
- His mother, Bonita Jackson, was a track and field star in high school, and his father, Nelson Peterson, was a collegiate basketball player at Idaho State.
- His uncle, Ivory Lee Brown, played in the NFL and suited up for the Vikings in 1993.

Adrian Peterson continued on next page

# 2009 VIKINGS PLAYER BIOS

## Adrian Peterson, continued

2009 GP/GS 16/15 Career GP/GS 46/39 Playoffs GP/GS 3/3

### PETERSON'S SEASON AND CAREER RUSHING AND RECEIVING

OPPONENT	GP/GS	RUSHING					RECEIVING				
		No	Yds	Avg	Lg	TD	No	Yds	Avg	Lg	TD
at Cleveland - 9/13	1/1	25	180	7.2	64t	3	1	18	18.0	18	0
at Detroit - 9/20	1/1	15	92	6.1	27t	1	4	24	6.0	11	0
San Francisco - 9/27	1/1	19	85	4.5	35	0	2	14	7.0	9	0
Green Bay - 10/5	1/1	25	55	2.2	12	1	1	0	0.0	0	0
at St. Louis - 10/11	1/1	14	63	4.5	15	2	2	6	3.0	9	0
Baltimore - 10/18	1/1	22	143	6.5	58	0	4	23	5.8	10	0
at Pittsburgh - 10/25	1/0	18	69	3.8	19	1	4	60	15.0	29	0
at Green Bay - 11/1	1/1	25	97	3.9	33	1	1	44	44.0	44	0
Detroit - 11/15	1/1	18	133	7.4	43	2	2	10	5.0	11	0
Seattle - 11/22	1/1	24	82	3.4	16	0	4	16	4.0	11	0
Chicago - 11/29	1/1	25	85	3.4	15	1	2	18	9.0	14	0
at Arizona - 12/6	1/1	13	19	1.5	11	0	6	46	7.7	21	0
Cincinnati - 12/13	1/1	26	97	3.7	15	2	3	40	13.3	28	0
at Carolina - 12/20	1/1	12	35	2.9	10	1	3	73	24.3	63	0
at Chicago - 12/28	1/1	24	94	3.9	10	2	3	43	14.3	16	0
N.Y. Giants - 1/3	1/1	9	54	6.0	23	1	1	1	1.0	1	0
<b>2009 TOTALS</b>	<b>16/15</b>	<b>314</b>	<b>1,383</b>	<b>4.4</b>	<b>64t</b>	<b>18</b>	<b>43</b>	<b>436</b>	<b>10.1</b>	<b>63</b>	<b>0</b>
<b>CAREER TOTALS (2007- )</b>	<b>46/39</b>	<b>915</b>	<b>4,484</b>	<b>4.9</b>	<b>73t</b>	<b>40</b>	<b>83</b>	<b>829</b>	<b>10.0</b>	<b>63</b>	<b>1</b>

**Adrian Peterson's Season Career Highs**

Mark	2009	Previous High, Year
Touchdowns	18	13, 2007
Rushing TDs	18	12, 2007
Receptions	43	21, 2008
Receiving Yards	436	268, 2007

**Peterson's 2009 Season Highs**

Rushing Attempts	26	vs. Cincinnati, 12/13/09
Rushing Yards	180	at Cleveland, 9/13/09
Long Rush	64t	at Cleveland, 9/13/09
Rushing TDs	3	at Cleveland, 9/13/09
Receptions	6	at Arizona, 12/6/09
Receiving Yards	73	at Carolina, 12/20/09
Long Reception	63	at Carolina, 12/20/09

**Peterson's Career Highs**

Rushing Attempts	30	vs. San Diego, 11/4/07; Green Bay, 11/9/08
Rushing Yards	296	vs. San Diego, 11/4/07
Long Rush	73t	at Chicago, 10/14/07
Rushing TDs	3	at Chicago, 10/14/07, vs. San Diego, 11/4/07, at Cleveland, 9/13/09
Receptions	6	at Arizona, 12/6/09
Receiving Yards	73	at Carolina, 12/20/09
Long Reception	63	at Carolina, 12/20/09
Kickoff Returns	4	at Chicago, 10/14/07
Kickoff Return Yards	128	at Chicago, 10/14/07
Long Kickoff Return	53	at Chicago, 10/14/07

## #82 DARIUS REYNAUD • WR

2nd Year Vikings/2nd Year NFL • West Virginia

### 2009 SEASON HIGHLIGHTS

- Ranked 4th in the NFC and 9th in the NFL with an 10.3 punt return average.

### REYNAUD IN THE 2009 PLAYOFFS

- Championship at New Orleans** - Returned 3 punts a total of 15 yards and fair caught two others.
- Divisional vs. Dallas** - Fair caught both punts he fielded.

### 2009 AND CAREER PLAYOFF RETURNS

OPPONENT	GP/GS	KICKOFF RETURNS					PUNT RETURNS					
		No	Yds	Avg	Lg	TD	No	FC	Yds	Avg	Lg	TD
vs. Dallas - 1/17/10	1/0	0	0	0.0	0	0	0	2	0	0.0	0	0
at New Orleans - 1/24/10	1/0	0	0	0.0	0	0	3	2	15	5.0	9	0
<b>2009 PLAYOFF TOTALS</b>	<b>2/0</b>	<b>0</b>	<b>0</b>	<b>0.0</b>	<b>0</b>	<b>0</b>	<b>3</b>	<b>4</b>	<b>15</b>	<b>5.0</b>	<b>9</b>	<b>0</b>

\* - Wild Card; # - Divisional; @ - Championship; \$ - Super Bowl  
**Reynaud's Playoff Career Highs**

Punt Returns	3	at New Orleans@, 1/24/10
Return Yards	15	at New Orleans@, 1/24/10
Long Return	9	at New Orleans@, 1/24/10
Fair Catches	2	vs. Dallas#, 1/17/10; at New Orleans@, 1/24/10

### 2009 REGULAR SEASON

- Had a combined 69 return yards (54 PR, 15 KOR) in Week 15 at Carolina, including a 34-yard punt return.
- Handled both PR and KR return duties against Cincinnati in Week 14, totaling 114 return yards on 7 touches (16.3 a return).
- Returned from a 5-game absence due to injury to return 4 punts for 11 yards in Week 10 against Detroit.
- Returned 3 punts for 45 yards against San Francisco in Week 3 before leaving the game with a leg injury in the 3rd quarter.
- Set a Vikings opening day record with a 36-yard punt return at Cleveland and finished the day with 54 yards on 2 punt returns (27.0 avg.).

### CAREER NOTES

- Made his way onto the active roster in 2008 after signing as a rookie free agent and spending the 1st 10 weeks of the season on the practice squad.
- Showed big-play ability in the 2009 preseason with a 64-yard TD reception against Kansas City and an 81-yard punt return for a TD against Dallas.

2009 GP/GS 11/0 Career GP/GS 14/0 Playoffs GP/GS 2/0

### SEASON AND CAREER RETURNS

OPPONENT	GP/GS	KICKOFF RETURNS					PUNT RETURNS					
		No	Yds	Avg	Lg	TD	No	FC	Yds	Avg	Lg	TD
at Cleveland - 9/13	1/0	0	0	0.0	0	0	2	2	54	27.0	36	0
at Detroit - 9/20	1/0	0	0	0.0	0	0	2	2	22	11.0	13	0
San Francisco - 9/27	1/0	0	0	0.0	0	0	3	1	45	15.0	32	0
Green Bay - 10/5												
at St. Louis - 10/11												
Baltimore - 10/18												
at Pittsburgh - 10/25												
at Green Bay - 11/1												
Detroit - 11/15	1/0	0	0	0.0	0	0	4	2	11	2.8	12	0
Seattle - 11/22	1/0	0	0	0.0	0	0	3	1	30	10.0	14	0
Chicago - 11/29	1/0	0	0	0.0	0	0	2	2	0	0.0	0	0
at Arizona - 12/6	1/0	0	0	0.0	0	0	1	2	2	2.0	2	0
Cincinnati - 12/13	1/0	2	54	27.0	30	0	5	0	60	12.0	19	0
at Carolina - 12/20	1/0	1	15	15.0	15	0	4	1	58	14.5	34	0
at Chicago - 12/28	1/0	0	0	0.0	0	0	2	0	3	1.5	3	0
N.Y. Giants - 1/3	1/0	1	21	21.0	21	0	4	0	23	5.8	15	0
<b>2009 TOTALS</b>	<b>11/0</b>	<b>4</b>	<b>90</b>	<b>22.5</b>	<b>30</b>	<b>0</b>	<b>30</b>	<b>13</b>	<b>308</b>	<b>10.3</b>	<b>36</b>	<b>0</b>
<b>CAREER TOTALS (2008- )</b>	<b>14/0</b>	<b>12</b>	<b>291</b>	<b>24.3</b>	<b>49</b>	<b>0</b>	<b>30</b>	<b>13</b>	<b>308</b>	<b>10.3</b>	<b>36</b>	<b>0</b>

### Reynaud's 2009 Season Highs

Punt Returns	5	vs. Cincinnati, 12/13/09
Punt Return Yards	60	vs. Cincinnati, 12/13/09
Long Punt Return	36	at Cleveland, 9/13/09
Kickoff Returns	2	vs. Cincinnati, 12/13/09
Kickoff Return Yards	54	vs. Cincinnati, 12/13/09
Long KOR	30	vs. Cincinnati, 12/13/09

### Reynaud's Career Highs

Punt Returns	5	vs. Cincinnati, 12/13/09
Punt Return Yards	60	vs. Cincinnati, 12/13/09
Long Punt Return	36	at Cleveland, 9/13/09
Kickoff Returns	4	at Detroit, 12/7/08
Kickoff Return Yards	103	at Detroit, 12/7/08
Long KO Return	49	vs. Chicago, 11/30/08
Special Teams Tkls.	2	vs. Chicago, 11/30/08



# 2009 VIKINGS PLAYER BIOS

**#18 SIDNEY RICE • WR**  
3rd Year Vikings/3rd Year NFL • South Carolina

## 2009 SEASON HIGHLIGHTS

- Elected to his 1st Pro Bowl.
- Ranked 2nd in the NFC and 4th in the NFL with 1,312 yards receiving on 83 receptions with 8 TDs, all career bests.
- His 83 receptions and 1,312 yards are the most by a Viking WR since Randy Moss had 111 receptions for 1,632 yards in 2003.
- Posted the 4th 200-yard receiving game in Vikings history with 201 yards on 7 catches in Week 10 against Detroit.
- The 201 yards receiving against Detroit ranked as 4th-highest single-game total in the NFL in 2009.
- His 312 yards receiving in Weeks 6 and 7 is the 5th-highest 2-game total in team history.
- 59 of his 83 receptions went for 1st downs.
- Along with Adrian Peterson, formed the NFC's top rushing-receiving duo with 2,695 combined yards.
- Joined TE Vyanthe Shiancoe on a visit to Austin, MN as part of the Vikings' "You Made The Team" Community Tour on 11/24.
- Took part in the NFL's "Play 60 Challenge" at St. Joseph's Home For Children on 9/22/09.
- Helped hand out 75 Thanksgiving turkeys to inner-city families at the 2nd Annual Bernard Berrian Thanksgiving Turkey Giveaway Challenge on 11/17.

## RICE IN THE 2009 PLAYOFFS

- Led the team with 10 receptions for 184 yards and a team-best 4 TDs...Posted the 5th-highest single-game receiving total with 141 yards against Dallas
- **Championship at New Orleans** - Caught Brett Favre's only TD pass of the day and finished with 4 receptions for 43 yards.
- **Divisional vs. Dallas** - Tied a NFL postseason record and set a Vikings playoff record with 3 TD receptions...Also tied a team record with 18 points.

### RICE'S 2009 PLAYOFF RECEIVING

OPPONENT	GP/GS	No	Yds	Avg	Lg	TD
vs. Dallas - 1/17/10	1/1	6	141	23.5	47t	3
at New Orleans - 1/24/10	1/1	4	43	10.8	20	1
<b>2009 PLAYOFF TOTALS</b>	<b>2/2</b>	<b>10</b>	<b>184</b>	<b>18.4</b>	<b>20</b>	<b>4</b>

## RICE'S CAREER PLAYOFF HIGHLIGHTS

- Tied a NFL postseason record and set a Vikings playoff record with 3 TD receptions against Dallas (1/17/10).

### RICE'S CAREER PLAYOFF RECEIVING

YEAR TEAM	GP/GS	No	Yds	Avg	Lg	TD
2008 Minnesota	1/0	2	27	13.5	14	0
2009 Minnesota	2/2	10	184	18.4	47t	4
<b>CAREER TOTALS (2007- )</b>	<b>3/2</b>	<b>12</b>	<b>211</b>	<b>17.6</b>	<b>47t</b>	<b>4</b>

\* - Wild Card; # - Divisional; @ - Championship; \$ - Super Bowl  
Rice's Playoff Career Highs

Receptions..... 6..... vs. Dallas#, 1/17/10  
Receiving Yards..... 141..... vs. Dallas#, 1/17/10  
Long Reception..... 47t..... vs. Dallas#, 1/17/10  
TD Receptions..... 3..... vs. Dallas#, 1/17/10

## 2009 REGULAR SEASON

- Posted his 4th 100-plus receiving game of the season and tied a career high with 2 TDs in the season finale against the N.Y. Giants.
- Caught his 6th TD pass of the season, pulling down a 6-yard pass with 16 seconds remaining in regulation against Chicago in Week 17 to send the game into overtime.
- Set a season career high with his 5th TD reception of the season on a 9-yard pass in the 2nd quarter against Cincinnati in Week 14.
- Had his 1st career multi-TD game, leaping for a 7-yard scoring grab from Favre in the 3rd quarter and hitting paydirt on a 34-yard catch-and-run from Tarvaris Jackson in the 4th quarter.
- Became the 4th Viking in team history to eclipse the 200-yard mark with 201 yards on 7 catches in Week 10 against Detroit...It was the highest single-game total by a Vikings since Randy Moss' 204 yards on 11/14/99...3 of his catches were of 43 yards or more.
- Caught a career-high 10 receptions for 136 yards, with 8 receptions and 123 yards coming after halftime.

- Had a breakout game against Baltimore in Week 6 with a career-high 176 yards on 6 receptions (29.3 average)...The yardage total was more than double his previous single-game high of 82 yards, set in his rookie season against the New York Giants.

- Caught a career-long 63-yard pass in the 3rd quarter and had a 58-yard grab in the 4th quarter that set up the game-winning field goal, despite having a defender draped on him that drew pass interference.

- Posted his highest receiving yardage total since his rookie season with 70 yards on 5 receptions, both season highs, and a TD against Green Bay in Week 4...Also attempted a pass that fell incomplete in the game...Tied a Vikings record 2 outside kick recoveries, both coming in the 4th quarter.

- Caught his 1st TD of the year on a 30-yard strike from Brett Favre in the 1st quarter against San Francisco in Week 3.

- Provided a key downfield block that helped spring Adrian Peterson's 64-yard 4th-quarter TD run at Cleveland (9/13/09) in the season opener.

## CAREER NOTES

- Matched his career high with 4 TD receptions in 2008 despite being hampered with nagging injuries throughout the season.
- Helped lead Vikings Victory Visits to children's hospital during 2009 offseason.
- High school teammate with Redskins LB Rocky McIntosh.

2009 GP/GS	Career GP/GS	Playoffs GP/GS
16/16	42/23	3/2

### RICE'S CAREER RECEIVING AND RUSHING

OPPONENT	GP/GS	RECEIVING					RUSHING				
		No	Yds	Avg	Lg	TD	No	Yds	Avg	Lg	TD
at Cleveland - 9/13	1/1	2	17	8.5	9	0	0	0	0.0	0	0
at Detroit - 9/20	1/1	3	29	9.7	13	0	0	0	0.0	0	0
San Francisco - 9/27	1/1	4	56	14.0	30t	1	0	0	0.0	0	0
Green Bay - 10/5	1/1	5	70	14.0	24	1	0	0	0.0	0	0
at St. Louis - 10/11	1/1	3	61	20.3	47	0	0	0	0.0	0	0
Baltimore - 10/18	1/1	6	176	29.3	63	0	0	0	0.0	0	0
at Pittsburgh - 10/25	1/1	10	136	13.6	34	0	0	0	0.0	0	0
at Green Bay - 11/1	1/1	4	40	10.0	14	0	0	0	0.0	0	0
Detroit - 11/15	1/1	7	201	28.7	56	0	0	0	0.0	0	0
Seattle - 11/22	1/1	6	89	14.8	34t	2	0	0	0.0	0	0
Chicago - 11/29	1/1	6	89	14.8	33	0	0	0	0.0	0	0
at Arizona - 12/6	1/1	7	72	10.3	14	0	0	0	0.0	0	0
Cincinnati - 12/13	1/1	4	39	9.8	16	1	0	0	0.0	0	0
at Carolina - 12/20	1/0	4	69	17.3	25	0	0	0	0.0	0	0
at Chicago - 12/28	1/1	6	56	9.3	12	1	0	0	0.0	0	0
N.Y. Giants - 1/3	1/1	6	112	18.7	50	2	0	0	0.0	0	0
<b>2009 TOTALS</b>	<b>16/16</b>	<b>83</b>	<b>1,312</b>	<b>15.8</b>	<b>63</b>	<b>8</b>	<b>0</b>	<b>0</b>	<b>0.0</b>	<b>0</b>	<b>0</b>
<b>CAREER TOTALS (2007- )</b>	<b>42/23</b>	<b>129</b>	<b>1,849</b>	<b>14.3</b>	<b>63</b>	<b>16</b>	<b>0</b>	<b>0</b>	<b>0.0</b>	<b>0</b>	<b>0</b>

### Sidney Rice's Season Career Highs

Mark	2009	Previous High, Year
Receptions	83	31, 2007
Receiving Yards	1,312	396, 2007
Receiving TDs	8	4, 2007 and 2008

### Rice's 2009 Season Highs

Receptions..... 10..... at Pittsburgh, 10/25/09  
Receiving Yards..... 201..... vs. Detroit, 11/15/09  
Long Reception..... 63..... vs. Baltimore, 10/18/09  
TD Receptions..... 2..... vs. Seattle, 11/22/09; vs. N.Y. Giants, 1/3/09

### Rice's Career Highs

Receptions..... 10..... at Pittsburgh, 10/25/09  
Receiving Yards..... 201..... vs. Detroit, 11/15/09  
Long Reception..... 63..... vs. Baltimore, 10/18/09  
TD Receptions..... 2..... vs. Seattle, 11/22/09; vs. N.Y. Giants, 1/3/09  
Passing Attempts..... 2..... vs. Oakland, 11/18/07  
Pass Completions..... 2..... vs. Oakland, 11/18/07  
Long Pass..... 79..... vs. Oakland, 11/18/07  
Passing Yards..... 94..... vs. Oakland, 11/18/07

# 2009 VIKINGS PLAYER BIOS

**#96 BRIAN ROBISON • DE**  
3rd Year Vikings/3rd Year NFL • Texas

## 2009 HIGHLIGHTS

- Ranked 4th on the Vikings with 13 QB hurries and 4.5 sacks, tying a career high.

## ROBISON IN THE 2009 PLAYOFFS

- **Championship at New Orleans** - Played but did not record any statistics.
- **Divisional vs. Dallas** - Was effective off the bench, recording one solo tackle and 2 QB hurries.

### ROBISON'S 2009 PLAYOFF STATISTICS

OPPONENT	GP/GS	U	A	TT	SK	INT (YDS)	PBU	TFL	QBH	FF/FR
vs. Dallas - 1/17/10	1/0	1	0	1	0.0	0 (0)	0	0	2	0/0
at New Orleans - 1/24/10	1/0	0	0	0	0.0	0 (0)	0	0	0	0/0
<b>2009 PLAYOFF TOTALS</b>	<b>2/0</b>	<b>1</b>	<b>0</b>	<b>1</b>	<b>0.0</b>	<b>0 (0)</b>	<b>0</b>	<b>0</b>	<b>2</b>	<b>0/0</b>

## ROBISON'S CAREER PLAYOFF HIGHLIGHTS

- Started at RDE and had 1 TFL and 7 QB hurries against Philadelphia (1/4/09).

### ROBISON'S CAREER PLAYOFF STATISTICS

YEAR TEAM	GP/GS	U	A	TT	SK	INT (YDS)	PBU	TFL	QBH	FF/FR
2008 Minnesota	1/1	2	0	2	0.0	0 (0)	0	1.0	7	0/0
2009 Minnesota	2/0	1	0	1	0.0	0 (0)	0	0.0	2	0/0
<b>CAREER PLAYOFF TOTALS</b>	<b>3/1</b>	<b>3</b>	<b>0</b>	<b>3</b>	<b>0.0</b>	<b>0 (0)</b>	<b>0</b>	<b>1.0</b>	<b>9</b>	<b>0/0</b>

\* - Wild Card; # - Divisional; @ - Championship; \$ - Super Bowl

### Robison's Career Playoff Highs

Tackles..... 2..... vs. Philadelphia\*, 1/4/09  
Tackles For Loss..... 1..... vs. Philadelphia\*, 1/4/09  
QB Hurries..... 7..... vs. Philadelphia\*, 1/4/09

## 2009 REGULAR SEASON

- Had 1 of the Vikings 3 sacks in the season finale against the N.Y. Giants.
- Recorded the Vikings only sack of the game against Cincinnati in Week 14, dropping Carson Palmer for a 12-yard loss in the 1st quarter.
- Had 1.5 of Minnesota's 8.0 sacks in Week 4 against Green Bay.

## CAREER NOTES

- All-Rookie honoree in 2007, ranked 3rd among NFL rookies with 4.5 sacks.
- A former NCAA runner-up in the shot put at Texas, began competing in the event again in the 2009 offseason with aspirations of qualifying for the Olympics.
- Wife, Jayme Miller, is an accomplished rodeo barrel racer.

2009 GP/GS: 16/0      Career GP/GS: 47/5      Playoffs GP/GS: 3/1

### CAREER DEFENSIVE STATISTICS

OPPONENT	GP/GS	U	A	TT	SK	INT (YDS)	PBU	TFL	QBH	FF/FR
at Cleveland - 9/13	1/0	0	0	0	0.0	0 (0)	0	0	2	0/0
at Detroit - 9/20	1/0	0	0	0	0.0	0 (0)	0	0	1	0/0
vs. San Francisco - 9/27	1/0	0	0	0	0.0	0 (0)	0	0	0	0/0
vs. Green Bay - 10/5	1/0	1	1	2	1.5	0 (0)	0	0	2	0/0
at St. Louis - 10/11	1/0	0	0	0	0.0	0 (0)	0	0	1	0/0
Baltimore - 10/18	1/0	0	0	0	0.0	0 (0)	0	0	1	0/0
at Pittsburgh - 10/25	1/0	2	0	2	0.0	0 (0)	0	1	0	0/0
at Green Bay - 11/1	1/0	0	0	0	0.0	0 (0)	0	0	0	0/0
Detroit - 11/15	1/0	1	1	2	0.0	0 (0)	0	0	3	0/0
Seattle - 11/22	1/0	0	0	0	0.0	0 (0)	0	0	0	0/0
Chicago - 11/29	1/0	0	0	0	0.0	0 (0)	0	0	0	0/0
at Arizona - 12/6	1/0	3	0	3	0.0	0 (0)	0	1	0	0/0
Cincinnati - 12/13	1/0	1	0	1	1.0	0 (0)	0	0	2	0/0
at Carolina - 12/20	1/0	0	0	0	0.0	0 (0)	0	0	0	0/0
at Chicago - 12/28	1/0	1	0	1	1.0	0 (0)	0	0	0	0/0
N.Y. Giants - 1/3	1/0	1	0	1	1.0	0 (0)	0	0	1	0/0
<b>2009 TOTALS</b>	<b>16/0</b>	<b>10</b>	<b>2</b>	<b>12</b>	<b>4.5</b>	<b>0 (0)</b>	<b>0</b>	<b>2</b>	<b>13</b>	<b>0/0</b>
<b>CAREER TOTALS (2007- )</b>	<b>47/5</b>	<b>37</b>	<b>20</b>	<b>57</b>	<b>11.5</b>	<b>0 (0)</b>	<b>1</b>	<b>11</b>	<b>46</b>	<b>2/0</b>

### Robison's 2009 Season Highs

Tackles..... 3..... at Arizona, 12/6/09  
Sacks..... 1.5..... vs. Green Bay, 10/5/09  
QB Hurries..... 2..... at Cleveland, 9/13/09; vs. Cincinnati, 12/13/09

### Robison's Career Highs

Tackles..... 7..... vs. N.Y. Giants, 12/28/08  
Sacks..... 2.0..... vs. Atlanta, 9/9/07  
Forced Fumble..... 1..... vs. Oakland, 11/18/07, at Arizona, 12/14/08  
QB Hurries..... 5..... at Arizona, 12/14/08  
Tackle for Loss..... 1.0..... 9 times, last vs. N.Y. Giants, 12/28/08  
Pass Defensed..... 1..... vs. Houston, 11/2/08

**#2 SAGE ROSENFELS • QB**  
1st Year Vikings/9th Year NFL • Iowa State

## 2009 REGULAR SEASON

- Served as the Vikings 3rd QB every game this season.
- Participated in the Vikings' 2009 Planet Purple Week, planting trees at Jenny Lind Elementary school in Minneapolis.
- Joined more than 450 students from Jenny Lind School to help plant trees as part of the Vikings' Planet Purple Week on 10/13.

## ROSENFELS IN THE 2009 PLAYOFFS

- Was inactive as the Vikings 3rd QB in both games.

## CAREER NOTES

- Started 10 games for Houston in the last 2 seasons before being acquired by the Vikings in a February trade.
- Helped deliver Easter baskets for victims of the Red River flooding in the spring of 2009.

2009 GP/GS: 0/0      Career GP/GS: 32/12 (13/2-MIA; 19/10-HOU)      Playoffs GP/GS: 0/0

### CAREER PASSING STATISTICS

	GP/GS	A	C	Pct.	Yds	Yds/Att	TD	INT	LG	SK/Yds	Rating
<b>2009 TOTALS</b>	<b>0/0</b>	<b>0</b>	<b>0</b>	<b>0.0</b>	<b>0</b>	<b>0.0</b>	<b>0</b>	<b>0</b>	<b>0</b>	<b>0/0</b>	<b>0.0</b>
<b>CAREER TOTALS (2001- )</b>	<b>32/12</b>	<b>562</b>	<b>351</b>	<b>62.5</b>	<b>4156</b>	<b>7.4</b>	<b>30</b>	<b>29</b>	<b>77</b>	<b>19/127</b>	<b>81.2</b>

### Rosenfels' Career Highs

Passing Attempts..... 38..... vs. Baltimore, 11/9/08; at Baltimore, 1/2/05  
Completions..... 27..... vs. Tampa Bay, 12/9/07  
Passing Yards..... 294..... vs. Baltimore, 11/9/08  
TD Passes..... 4..... vs. Tennessee, 10/21/07  
Long Pass..... 77..... vs. Kansas City, 10/21/05  
QB Rating..... 116.6..... vs. Tampa Bay, 12/9/07  
Rushing Attempts..... 7..... at Oakland, 11/4/07  
Rushing Yards..... 25..... at Tennessee, 12/2/07  
Long Rush..... 19..... at Tennessee, 12/2/07  
Rushing TDs..... 1..... vs. Denver, 12/13/07

# 2009 VIKINGS INJURED RESERVE BIO

**#33 JAMARCA SANFORD • S**  
Rookie • Mississippi

## 2009 SEASON HIGHLIGHTS

- Became the 1st Vikings rookie to start at S since Willie Offord on 11/2/02 against the N.Y. Giants in Week 14 against Cincinnati.
- Ranked 3rd on the Vikings with 19 special teams tackles and a FF.
- Joined more than 450 students from Jenny Lind School to help plant trees as part of the Vikings' Planet Purple Week on 10/13.

## SANFORD IN THE 2009 PLAYOFFS

- **Championship at New Orleans** - Played on defense and special teams but did not record any statistics.
- **Divisional vs. Dallas** - Assisted on a special teams tackle in his postseason debut...Also played on defense.

### SANFORD'S 2009 PLAYOFF TOTALS

OPPONENT	G/GS	DEFENSIVE										SPECIAL TEAMS			
		U	A	TT	SK	INT	PBU	TFL	QBH	FF/FR	U	A	TT	FF/FR	BK
vs. Dallas - 1/17/10	1/0	0	0	0	0.0	0(0)	0	0	0	0/0	0	1	1	0/0	0
at New Orleans - 1/24/10	1/0	0	0	0	0.0	0(0)	0	0	0	0/0	0	1	1	0/0	0
<b>2009 PLAYOFF TOTALS</b>	<b>2/0</b>	<b>0</b>	<b>0</b>	<b>0</b>	<b>0.0</b>	<b>0(0)</b>	<b>0</b>	<b>0</b>	<b>0</b>	<b>0/0</b>	<b>0</b>	<b>1</b>	<b>1</b>	<b>0/0</b>	<b>0</b>

\* - Wild Card; # - Divisional; @ - Championship; \$ - Super Bowl  
Sanford's Career Playoff Highs  
Special Teams Tackles 1..... vs. Dallas#, 1/17/10

## 2009 REGULAR SEASON

- Saw extended time on defense in the season finale against the N.Y. Giants, making 4 tackles at S in addition to 2 special teams tackles.
- Made his 1st career start against Cincinnati in Week 14, filling in at SS for Tyrell Johnson and finished with 4 tackles on defense and led the team with 3 tackles on special teams.
- Recorded a career-high 5 tackles at S, filling in for Tyrell Johnson, who left the game early with an injury...also had a tackle on special teams.
- Forced a fumble on kickoff coverage that was recovered by Heath Farwell and converted into a score in Week 11 against Seattle.
- Recorded 3 special teams tackles against Baltimore in Week 6.
- Made his 1st 2 career tackles on defense in the 4th quarter at St. Louis in Week 5 while recording a career-high 2 special teams tackles.
- Recorded his 1st career special teams tackle against San Francisco in Week 3.
- Saw action on special teams and spelled starting S Madiou Williams for 2 plays in his 1st career game in Week 2 at Detroit (9/20).

## CAREER NOTES

- Selected in the 7th round of the 2009 NFL Draft with the 231st overall pick.
- Related to former Vikings 1st-round draft pick LB Dwayne Rudd and cousin of 2009 Falcons 1st-round DT Peria Jerry, a fellow Ole Miss teammate.
- Started all 44 games he played in at Ole Miss.
- Was the SEC active leader in tackles during his career at Ole Miss, totaling 287 total stops.

2009 GP/GS  
14/1

Career GP/GS  
14/1

Playoffs GP/GS  
2/0

## SEASON AND CAREER SPECIAL TACKLES

OPPONENT	G/GS	DEFENSIVE										SPECIAL TEAMS			
		U	A	TT	SK	INT	PBU	TFL	QBH	FF/FR	U	A	TT	FF/FR	BK
at Cleveland - 9/13		INACTIVE													
at Detroit - 9/20	1/0	0	0	0	0.0	0(0)	0	0	0	0/0	0	0	0	0/0	0
San Francisco - 9/27	1/0	0	0	0	0.0	0(0)	0	0	0	0/0	0	1	1	0/0	0
Green Bay - 10/5		INACTIVE													
at St. Louis - 10/11	1/0	2	0	2	0.0	0(0)	0	0	0	0/0	1	1	2	0/0	0
Baltimore - 10/18	1/0	0	0	0	0.0	0(0)	0	0	0	0/0	3	0	3	0/0	0
at Pittsburgh - 10/25	1/0	0	0	0	0.0	0(0)	0	0	0	0/0	0	0	0	0/0	0
at Green Bay - 11/1	1/0	0	0	0	0.0	0(0)	0	0	0	0/0	2	0	2	0/0	0
Detroit - 11/15	1/0	0	0	0	0.0	0(0)	0	0	0	0/0	1	0	1	0/0	0
Seattle - 11/22	1/0	0	0	0	0.0	0(0)	0	0	0	1/0	1	0	1	0/0	0
Chicago - 11/29	1/0	0	0	0	0.0	0(0)	0	0	0	0/0	0	0	0	0/0	0
at Arizona - 12/6	1/0	4	1	5	0.0	0(0)	0	0	0	0/0	1	0	1	0/0	0
Cincinnati - 12/13	1/1	3	1	4	0.0	0(0)	0	0	0	0/0	2	1	3	0/0	0
at Carolina - 12/20	1/0	0	0	0	0.0	0(0)	0	0	0	0/0	0	0	0	0/0	0
at Chicago - 12/28	1/0	0	0	0	0.0	0(0)	0	0	0	0/0	2	1	3	0/0	0
N.Y. Giants - 1/3	1/0	3	1	4	0.0	0(0)	0	0	0	0/0	2	0	2	0/0	0
<b>2009 TOTALS</b>	<b>14/1</b>	<b>12</b>	<b>3</b>	<b>15</b>	<b>0.0</b>	<b>0(0)</b>	<b>0</b>	<b>0</b>	<b>0</b>	<b>0/0</b>	<b>15</b>	<b>4</b>	<b>19</b>	<b>0/0</b>	<b>0</b>

### Sanford's 2009 Season Highs

Tackles..... 5..... at Arizona, 12/6/09  
Special Teams Tkls.... 3..... vs. Baltimore, 10/18/09; vs. Cincinnati, 12/13/09  
Forced Fumbles..... 1..... vs. Seattle, 11/22/09

# 2009 VIKINGS PLAYER BIOS

**#22 BENNY SAPP • CB**  
2nd Year Vikings/6th Year NFL • Northern Iowa

## 2009 SEASON HIGHLIGHTS

- Filled in admirably for while starting CB Antoine Winfield was injured for a 6-game span, totaling 25 tackles, 2 pass breakups and 2 forced fumbles in that time.
- Made a career-high 7 starts at CB.
- Set a season career high with 55 tackles, besting his previous high of 45, set as a Kansas City Chief in 2005.
- Had 5 tackles on special teams.

## SAPP IN THE 2009 PLAYOFFS

- **Championship at New Orleans** - Started at nickel CB and had 2 solo tackles.
- **Divisional vs. Dallas** - Started at CB and helped the Vikings hold Dallas to just 3 points...Logged 3 solo tackles.

### SAPP'S 2009 PLAYOFF TOTALS

OPPONENT	G/GS	DEFENSIVE								SPECIAL TEAMS					
		U	A	TT	SK	INT	PBU	TFL	QBH	FF/FR	U	A	TT	FF/FR	BK
vs. Dallas - 1/17/10	1/1	3	0	3	0.0	0(0)	0	0	0	0/0	0	0	0	0/0	0
at New Orleans - 1/24/10	1/1	2	0	2	0.0	0(0)	0	0	0	0/0	0	0	0	0/0	0
<b>2009 PLAYOFF TOTALS</b>	<b>2/2</b>	<b>5</b>	<b>0</b>	<b>5</b>	<b>0.0</b>	<b>0(0)</b>	<b>0</b>	<b>0</b>	<b>0</b>	<b>0/0</b>	<b>0</b>	<b>0</b>	<b>0</b>	<b>0/0</b>	<b>0</b>

## SAPP'S CAREER PLAYOFF HIGHLIGHTS

- Started at CB and had 3 tackles on defense and 2 on special teams the Wild Card game against Philadelphia (1/4/09).

### SAPP'S CAREER PLAYOFF STATISTICS

YEAR	TEAM	GP/GS	U	A	TT	SK	INT (YDS)	PBU	TFL	QBH	FF/FR
2008	Minnesota	1/1	3	0	3	0.0	0(0)	0	0.0	0	0/0
2009	Minnesota	2/2	5	0	5	0.0	0(0)	0	0.0	0	0/0
<b>CAREER PLAYOFF TOTALS</b>		<b>3/3</b>	<b>8</b>	<b>0</b>	<b>8</b>	<b>0.0</b>	<b>0(0)</b>	<b>0</b>	<b>0.0</b>	<b>0</b>	<b>0/0</b>

\* - Wild Card; # - Divisional; @ - Championship; \$ - Super Bowl  
Sapp's Career Playoff Highs

Tackles..... 3..... vs. Dallas#, 1/17/10; vs. Philadelphia\*, 1/17/10

## 2009 REGULAR SEASON

- Forced a fumble on Minnesota's 1st defensive series at Arizona in Week 13 that was recovered by Tyrell Johnson and converted into a Viking TD.
- Started in Weeks 7 and 8 at Pittsburgh and Green Bay as Minnesota opened the game in its nickel package.
- Had perhaps his finest performance of the season at St. Louis in Week 5 with a season-high 7 tackles, including 1 for a loss, while also batting down a pass in the end zone in the nickel position...Also had 1 tackle on special teams.

## CAREER NOTES

- Set a career high with 2 INTs in 2008.
- Teammates with Vikings LB Chad Greenway at Iowa and was high school teammates with Eagles CB Asante Samuel at Boyd Anderson HS in Ft. Lauderdale.

2009 GP/GS  
16/7

Career GP/GS  
86/17 (30/11-MIN; 56/6-KC)

Playoffs GP/GS  
3/3 (3/3-MIN)

## CAREER DEFENSIVE STATISTICS

OPPONENT	GP/GS	U	A	TT	SK	INT (YDS)	PBU	TFL	QBH	FF/FR
at Cleveland - 9/13	1/0	6	0	6	0.0	0(0)	1	1.0	0	0/0
at Detroit - 9/20	1/0	2	1	3	0.0	0(0)	0	0.0	0	0/0
vs. San Francisco - 9/27	1/0	0	0	0	0.0	0(0)	0	0.0	0	0/0
vs. Green Bay - 10/5	1/0	1	2	3	0.0	0(0)	0	0.0	0	0/0
at St. Louis - 10/11	1/0	6	1	7	0.0	0(0)	1	1.0	0	0/0
Baltimore - 10/18	1/0	1	0	1	0.0	0(0)	0	0.0	0	0/0
at Pittsburgh - 10/25	1/1	2	0	2	0.0	0(0)	1	0.0	0	0/0
at Green Bay - 11/1	1/1	4	1	5	0.0	0(0)	1	0.0	0	0/0
Detroit - 11/15	1/1	5	0	5	0.0	0(0)	0	0.0	0	0/0
Seattle - 11/22	1/1	2	1	3	0.0	0(0)	0	0.0	0	1/0
Chicago - 11/29	1/1	5	0	5	0.0	0(0)	0	0.0	0	0/0
at Arizona - 12/6	1/1	5	0	5	0.0	0(0)	0	1.0	0	1/0
Cincinnati - 12/13	1/0	2	2	4	0.0	0(0)	0	0.0	0	0/0
at Carolina - 12/20	1/0	0	0	0	0.0	0(0)	0	0.0	0	0/0
at Chicago - 12/28	1/0	1	0	1	0.0	0(0)	2	0.0	0	0/0
N.Y. Giants - 1/3	1/1	5	0	5	0.0	0(0)	0	0.0	0	0/0
<b>2009 TOTALS</b>	<b>16/7</b>	<b>47</b>	<b>8</b>	<b>55</b>	<b>0.0</b>	<b>0(0)</b>	<b>6</b>	<b>3.0</b>	<b>0</b>	<b>2/0</b>
<b>CAREER TOTALS (2004- )</b>	<b>86/17</b>	<b>135</b>	<b>43</b>	<b>178</b>	<b>0.0</b>	<b>4(28)</b>	<b>21</b>	<b>3.0</b>	<b>4</b>	<b>5/1</b>

### Benny Sapp's Season Career Highs

Mark 2009 Previous High, Year  
Tackles 55 45, 2005

### Sapp's 2009 Season Highs

Tackles..... 7..... at St. Louis, 10/11/09  
Tackles for Loss..... 1.0..... at Cleveland, 9/13/09; at St. Louis, 10/11/09  
Pass Defensed..... 2..... at Chicago, 12/28/09  
Forced Fumble..... 1..... vs. Seattle, 11/22/09; at Arizona, 12/6/09

### Sapp's Career Highs

Tackles..... 10..... at Houston, 11/20/05  
Interception..... 1..... 4 times, last vs. Chicago, 11/30/08  
Long INT Return..... 15..... vs. Green Bay, 11/4/07  
Sack..... 1.0..... at Oakland, 9/18/05; vs. Cincinnati, 1/1/06  
Passes Defensed..... 2..... vs. Denver, 12/19/04; at Jacksonville, 11/23/08  
Forced Fumble..... 1..... 3 times, last vs. San Diego, 11/25/07  
Fumble Recovery..... 1..... vs. Oakland, 11/25/07  
Special Teams Tkls..... 3..... vs. Denver, 11/23/06

# 2009 VIKINGS PLAYER BIOS

**#81 VISANTHE SHIANCOE • TE**  
3rd Year Vikings/7th Year NFL • Morgan State

## 2009 SEASON HIGHLIGHTS

- Set a Vikings TE record with a career-high 11 TD receptions this season, surpassing Joe Senser's 1981 mark of 8.
- Tied for 6th in the NFC in scoring among non-kickers with 66 points.
- Ranked 3rd among NFL TEs for TD catches.
- Led the team in TD receptions and was 4th with 566 yards receiving.
- Set a career high with 56 receptions.
- Joined WR Sidney Rice on a visit to Austin, MN as part of the Vikings' "You Made The Team" Community Tour on 11/24.
- Helped youngsters from the A-Mon-Nue Sports Association spend \$100 gift certificates at Sports Authority on 12/15 as part of the Shop With a Viking Program.

## SHIANCOE IN THE 2009 PLAYOFFS

- Ranked 3rd on the team with 94 yards receiving in the playoffs.
- **Championship at New Orleans** - Set playoff career highs with 83 yards and 4 receptions, including a career-long 26 yard catch... Accounted for 67 yards of an 80-yard scoring drive in the 3rd quarter, including a 21-yard catch that put the Vikings at the 1-yard line.
- **Divisional vs. Dallas** - Caught Brett Favre's team playoff record 4th TD pass in the 4th quarter.

### SHIANCOE'S 2009 PLAYOFF RECEIVING

OPPONENT	GP/GS	RECEIVING				
		No	Yds	Avg	Lg	TD
vs. Dallas - 1/17/10	1/1	1	11	11.0	11	1
at New Orleans - 1/24/10	1/1	4	83	20.8	26	0
<b>2009 PLAYOFF TOTALS</b>	<b>2/2</b>	<b>5</b>	<b>94</b>	<b>18.8</b>	<b>26</b>	<b>1</b>

## SHIANCOE IN THE PLAYOFFS

- Played in 2 postseason games with the N.Y. Giants and started last year's Wild Card game against Philadelphia for the Vikings.
- Has caught a pass in all 5 playoff games he has appeared in.

### SHIANCOE'S CAREER PLAYOFF RECEIVING

YEAR TEAM	GP/GS	RECEIVING				
		No	Yds	Avg	Lg	TD
2005 N.Y. Giants	1/0	1	4	4.0	4	0
2006 N.Y. Giants	1/0	1	4	4.0	4	0
2008 Minnesota	1/1	1	7	7.0	7	0
2009 Minnesota	2/2	5	94	18.8	26	1
<b>CAREER TOTALS (2007-)</b>	<b>5/3</b>	<b>8</b>	<b>109</b>	<b>13.6</b>	<b>26</b>	<b>1</b>

\* - Wild Card; # - Divisional; @ - Championship; \$ - Super Bowl

#### Shiancoe's Playoff Career Highs

Receptions..... 4..... at New Orleans@, 1/24/10  
Receiving Yards..... 94..... at New Orleans@, 1/24/10  
Long Reception..... 26..... at New Orleans@, 1/24/10  
TD Receptions..... 1..... vs. Dallas#, 1/17/10

## 2009 REGULAR SEASON

- Caught 7 passes for a season-high 94 yards and a TD in the 1st half of the season finale against the N.Y. Giants.
- Capped Minnesota's 1st scoring drive in Week 13 at Arizona with a 3-yard TD grab to set a Vikings TE record.
- Set a career high with 8 receptions, totaling 78 yards and a TD against Seattle in Week 11.
- Tied a career high with 2 TD receptions in Week 6 against Baltimore (10/18) and tied a season high with 4 receptions for 48 yards.
- Snared a 1-yard TD pass to open the scoring against Green Bay in Week 4 in his 100th career game.
- Caught a 12-yard pass for a 1st down to begin Minnesota's game-winning 80-yard drive against San Francisco in Week 3 (9/27).
- Got Minnesota on the board in Week 2 at Detroit (9/20) with his 1st TD catch of the season on a 1-yard pass from Brett Favre.

## CAREER NOTES

- Led NFC TEs with 7 TDs in 2008, ranking 3rd among all NFL TEs.
- Teamed up with C John Sullivan and other Vikings for the "Celebration of Sorts" event, assembling Halloween costumes for local youth on 9/15/09.
- Part of teams that have advanced to the NFC Playoffs in 4 of the past 5 seasons.
- Assisted the coaching staff at Morgan State in the 2009 offseason.

2009 GP/GS  
16/16

Career GP/GS  
112/69 (47/45-MIN; 65/24-NYG)

Playoffs GP/GS  
5/3 (3/3-MIN; 2/0-NYG)

### SHIANCOE'S SEASON AND CAREER RECEIVING

OPPONENT	GP/GS	No	Yds	Avg	Lg	TD
at Cleveland - 9/13	1/1	3	26	8.7	13	0
at Detroit - 9/20	1/1	1	1	1.0	1	1
vs. San Francisco - 9/27	1/1	2	22	11.0	12	0
vs. Green Bay - 10/5	1/1	3	18	6.0	9	1
at St. Louis - 10/11	1/1	4	49	12.3	17	1
Baltimore - 10/18	1/1	4	48	12.0	21	2
at Pittsburgh - 10/25	1/1	4	27	6.8	9	0
at Green Bay - 11/1	1/1	1	12	12.0	12	1
Detroit - 11/15	1/1	3	43	14.3	21	0
Seattle - 11/22	1/1	8	78	9.8	14	1
Chicago - 11/29	1/1	5	51	10.2	21	1
at Arizona - 12/6	1/1	2	14	7.0	11	1
Cincinnati - 12/13	1/1	2	19	9.5	13	0
at Carolina - 12/20	1/1	3	24	8.0	8	0
at Chicago - 12/28	1/1	4	40	10.0	18	1
N.Y. Giants - 1/3	1/1	7	94	13.4	27	1
<b>2009 TOTALS</b>	<b>16/16</b>	<b>56</b>	<b>566</b>	<b>10.1</b>	<b>27</b>	<b>11</b>
<b>CAREER TOTALS (2003- )</b>	<b>112/69</b>	<b>160</b>	<b>1,736</b>	<b>10.9</b>	<b>79</b>	<b>22</b>

#### Visanthe Shiancoe's Season Career Highs

Mark	2009	Previous High, Year
TD Catches	11	7, 2008
Receptions	56	42, 2008

#### Shiancoe's 2009 Season Highs

Receptions..... 8..... vs. Seattle, 11/22/09  
Receiving Yards..... 94..... vs. N.Y. Giants, 1/3/10  
Long Reception..... 27..... vs. N.Y. Giants, 1/3/10  
TD Catches..... 2..... vs. Baltimore, 10/18/09

#### Shiancoe's Career Highs

Receptions..... 8..... vs. Seattle, 11/22/09  
Receiving Yards..... 136..... vs. Atlanta, 12/21/08  
Long Reception..... 79..... vs. Oakland, 11/18/07  
TD Receptions..... 2..... vs. Atlanta, 12/21/08; vs. Baltimore, 10/18/09

# 2009 VIKINGS PLAYER BIOS

**#65 JOHN SULLIVAN • C**  
2nd Year Vikings/2nd Year NFL • Notre Dame

## 2009 SEASON HIGHLIGHTS

- Started every game for the NFC's 3rd-ranked offense and the NFL's 5th-ranked offense.
- Visited the Physical Therapy Clinic of the VA Medical Clinic on 11/10 and donated memorabilia to help begin a permanent Vikings-themed area.
- Serves as the American Heart Association "Play 60 Challenge" spokesperson and took part in the NFL's "Play 60 Challenge" at St. Joseph's Home For Children on 9/22/09.
- Joined more than 450 students from Jenny Lind School to help plant trees as part of the Vikings' Planet Purple Week on 10/13.
- Teamed up with other Vikings for the "Celebration of Sorts" event, assembling Halloween costumes for local youth on 9/15/09.
- Entered 2009 season as Minnesota's starting C after playing in all 16 games as a rookie, primarily on special teams.

## SULLIVAN IN THE 2009 PLAYOFFS

- Championship at New Orleans** - Started at C to help the offense gain 475 yards, the 2nd-highest total in Vikings playoff history.
- Divisional vs. Dallas** - Made his 1st career playoff start at C and helped lead the Vikings to their highest playoff point total since 2001.

## SULLIVAN IN THE PLAYOFFS

- Played in the Wild Card game against Philadelphia (1/4/09) on special teams.

## 2009 REGULAR SEASON

- Helped lead the Vikings to their highest offensive output since 1998 with 537 total yards against Chicago in Week 12, which ranks as the 9th-highest single game total in team history.
- Started and helped pave the way for Minnesota's 492 yards of offense in Week 10, then the team's highest total since 2007.
- Directed a line that helped produce Adrian Peterson's opening-day team record 180 yards rushing in his 1st career start at Cleveland (9/13/09).

## CAREER NOTES

- Participated in the 2009 Lymphomathon, promoting awareness and raising money for research.
- Attended the same high school as NFL Hall of Famer Steve Young, Greenwich HS, where he excelled in football and wrestling, winning state titles as a sophomore, junior and senior, and finished 7th in the national tournament.

2009 GP/GS	Career GP/GS	Playoffs GP/GS
16/16	32/16	3/2

**#38 NAUFAHU TAHI • FB**  
4th Year Vikings/4th Year NFL • BYU

## 2009 SEASON HIGHLIGHTS

- Scored his 1st career TD on a 1-yard pass in the 3rd quarter of the season finale against the N.Y. Giants.
- Visited the Physical Therapy Clinic of the VA Medical Clinic on 11/10 and donated memorabilia to help begin a permanent Vikings-themed area.
- Visited the University of Minnesota Amplatz Children's Hospital with teammates and the Vikings Women's Organization on 10/27.

## TAHI IN THE 2009 PLAYOFFS

- Played on offense and special teams in helping the Vikings to 475 yards of offense in the **NFC Championship at New Orleans** and to their highest playoff point total since 2001 in the **NFC Divisional against Dallas**.

## TAHI IN THE PLAYOFFS

- Has played in 3 playoff games for the Vikings as a blocker on offense and on special teams but has not recorded any statistics.

## 2009 REGULAR SEASON

- Caught a career-high 3 passes for 13 yards at Pittsburgh in Week 7.
- Hauled in the longest pass of his career at St. Louis in Week 5, catching a 32 yard pass from Tarvaris Jackson in the 4th quarter.
- Helped Adrian Peterson to a Vikings opening-day record 180 yards rushing at Cleveland.
- Recorded his 1st carry since the 2007 season in Week 1, rumbling 2 yards to the Browns' 1-yard line to set up Peterson's 1st of 3 TDs.

## CAREER NOTES

- Hard-nosed blocker who worked from the practice squad in 2006 to the field in 2007 and became a starter in 2008, helping Peterson become the 1st Viking to lead the NFL in rushing with a team-record 1,760 yards in 2008
- Spent 2000-03 out of football on a Mormon mission in Jacksonville, FL and most of the 2009 offseason at BYU working on his degree.
- Family is native of Tonga but was born in California and raised in Utah.

2009 GP/GS	Career GP/GS	Playoffs GP/GS
15/2	41/7	3/0

## CAREER RECEIVING AND RUSHING

OPPONENT	GP/GS	RECEIVING					RUSHING				
		No	Yds	Avg	Lg	TD	No	Yds	Avg	Lg	TD
at Cleveland - 9/13	1/0	0	0	0.0	0	0	1	2	2.0	2	0
at Detroit - 9/20	1/0	0	0	0.0	0	0	1	1	1.0	1	0
vs. San Francisco - 9/27	1/1	0	0	0.0	0	0	0	0	0.0	0	0
vs. Green Bay - 10/5	1/0	2	8	4.0	8	0	0	0	0.0	0	0
at St. Louis - 10/11	1/0	1	32	32.0	32	0	0	0	0.0	0	0
Baltimore - 10/18	1/0	1	0	0.0	0	0	0	0	0.0	0	0
at Pittsburgh - 10/25	1/0	3	13	4.3	8	0	0	0	0.0	0	0
at Green Bay - 11/1						INACTIVE					
Detroit - 11/15	1/0	0	0	0.0	0	0	0	0	0.0	0	0
Seattle - 11/22	1/0	1	5	5.0	5	0	0	0	0.0	0	0
Chicago - 11/29	1/0	1	8	8.0	8	0	0	0	0.0	0	0
at Arizona - 12/6	1/1	0	0	0.0	0	0	0	0	0.0	0	0
Cincinnati - 12/13	1/0	0	0	0.0	0	0	0	0	0.0	0	0
at Carolina - 12/20	1/0	0	0	0.0	0	0	0	0	0.0	0	0
at Chicago - 12/28	1/0	0	0	0.0	0	0	0	0	0.0	0	0
N.Y. Giants - 1/3	1/0	1	1	1.0	1	1	0	0	0.0	0	0
<b>2009 TOTALS</b>	<b>15/2</b>	<b>10</b>	<b>67</b>	<b>6.7</b>	<b>32</b>	<b>1</b>	<b>2</b>	<b>3</b>	<b>1.5</b>	<b>2</b>	<b>0</b>
<b>CAREER TOTALS (2006- )</b>	<b>41/7</b>	<b>27</b>	<b>114</b>	<b>4.2</b>	<b>32</b>	<b>1</b>	<b>8</b>	<b>18</b>	<b>2.2</b>	<b>6</b>	<b>0</b>

### Tahi's 2009 Season Highs

Rushing Attempts ..... 1 ..... at Cleveland, 9/13/09, at Detroit, 9/20/09  
 Rushing Yards ..... 2 ..... at Cleveland, 9/13/09  
 Long Rush ..... 2 ..... at Cleveland, 9/13/09  
 Receptions..... 3 ..... at Pittsburgh, 10/25/09  
 Receiving Yards..... 32 ..... at St. Louis, 10/11/09  
 Long Reception ..... 32 ..... at St. Louis, 10/11/09  
 TD Reception..... 1 ..... vs. N.Y. Giants, 1/3/10

### Tahi's Career Highs

Rushing Attempts ..... 4 ..... vs. Oakland, 11/18/07  
 Rushing Yards ..... 10 ..... vs. Oakland, 11/18/07  
 Long Rush ..... 6 ..... vs. Oakland, 11/18/07  
 Receptions..... 3 ..... at Pittsburgh, 10/25/09  
 Receiving Yards..... 32 ..... at St. Louis, 10/11/09  
 TD Reception..... 1 ..... vs. N.Y. Giants, 1/3/10  
 Long Reception ..... 32 ..... at St. Louis, 10/11/09  
 Kickoff Returns ..... 1 ..... vs. Green Bay, 11/9/08; vs. Atlanta, 12/21/08  
 Long Kickoff Return.. 20 ..... vs. Green Bay, 11/9/08

# 2009 VIKINGS PLAYER BIOS

**#29 CHESTER TAYLOR • RB**  
4th Year Vikings/8th Year NFL • Toledo

## 2009 SEASON HIGHLIGHTS

- Helped hand out 75 Thanksgiving turkeys to inner-city families at the 2nd Annual Bernard Berrian Thanksgiving Turkey Giveaway Challenge on 11/17.
- Ranked 6th on the team with 42 catches and was 2nd with 338 yards rushing.
- Ranks 6th on the team with 372 receiving yards.
- Led NFL RBs in 3rd down receptions for the 2nd-straight season, and ranked 6th overall with 26.
- Was the only Viking with a rushing and receiving TD during season.

## TAYLOR IN THE 2009 PLAYOFFS

- Ranked 2nd on the team with 51 yards rushing in 2 playoff games and totaled 85 yards of offense.
- Championship at New Orleans** - Accounted for 46 combined yards on 9 touches.
- Divisional vs. Dallas** - Had a combined 39 yards rushing and receiving.

### TAYLOR'S 2009 PLAYOFF RUSHING AND RECEIVING

OPPONENT	GP/GS	RUSHING					RECEIVING				
		No	Yds	Avg	Lg	TD	No	Yds	Avg	Lg	TD
vs. Dallas - 1/17/10	1/0	4	23	5.8	14	0	2	16	8.0	9	0
at New Orleans - 1/24/10	1/0	6	28	4.7	14	0	3	18	6.0	11	0
<b>2009 PLAYOFF TOTALS</b>	<b>2/0</b>	<b>10</b>	<b>51</b>	<b>5.1</b>	<b>14</b>	<b>0</b>	<b>5</b>	<b>34</b>	<b>6.8</b>	<b>9</b>	<b>0</b>

## TAYLOR'S CAREER PLAYOFF HIGHLIGHTS

- Totalled 84 yards from scrimmage (48 rushing, 36 receiving) in the Wild Card game against Philadelphia (1/4/09).

### TAYLOR'S CAREER PLAYOFF RUSHING AND RECEIVING

YEAR TEAM	GP/GS	RUSHING					RECEIVING				
		No	Yds	Avg	Lg	TD	No	Yds	Avg	Lg	TD
2003 Baltimore	1/0	2	19	9.5	16	0	0	0	0.0	0	0
2008 Minnesota	1/0	12	48	4.0	11	0	5	36	7.2	10	0
2009 Minnesota	2/0	10	51	5.1	14	0	5	34	6.8	9	0
<b>CAREER PLAYOFF TOTALS</b>	<b>4/0</b>	<b>24</b>	<b>118</b>	<b>4.9</b>	<b>16</b>	<b>0</b>	<b>10</b>	<b>70</b>	<b>7.0</b>	<b>10</b>	<b>0</b>

\* - Wild Card; # - Divisional; @ - Championship; \$ - Super Bowl

### Taylor's Playoff Career Highs

Rushing Attempts ..... 12 ..... vs. Philadelphia\*, 1/4/09  
 Rushing Yards ..... 48 ..... vs. Philadelphia\*, 1/4/09  
 Long Rush ..... 16 ..... vs. Tennessee\*, 1/3/04  
 Receptions ..... 5 ..... vs. Philadelphia\*, 1/4/09  
 Receiving Yards ..... 36 ..... vs. Philadelphia\*, 1/4/09  
 Long Reception ..... 10 ..... vs. Philadelphia\*, 1/4/09

## 2009 REGULAR SEASON

- Scored his only receiving TD on a 10-yard swing pass in the 2nd quarter against Chicago in Week 12.
- Rushed for a season-high 73 yards on 11 carries, including a season-long 25-yard run in Week 11 against Seattle, his most yards rushing since the 2007 season finale.
- Scored his 1st TD of the season on a 1-yard plunge in the 4th quarter at St. Louis in Week 5 and caught 3 passes for 49 yards, including a season-long 33-yarder.
- Caught a season-high 7 passes for a team-best 70 yards in Week 3 against San Francisco, the 2nd-highest reception total of his career.
- Led the Vikings with 5 receptions in Week 1 at Cleveland (9/13/09), including 2 on 3rd down.

## CAREER NOTES

- Posted the 6th-highest single-season rushing total in Vikings history with 1,214 yards in 2006.
- Teamed with Adrian Peterson in 2007 to set a Vikings record by a rushing duo with 2,185 yards in 2007 (844 yards by Taylor and 1,341 yards by Peterson).
- Visited the St. Paul Public Library and joined in the Youth Volunteer Service Awards.
- Owns the longest rushing play in Vikings history and 2nd-longest play from scrimmage with a 95-yard TD run at Seattle (10/22/06).

2009 GP/GS 16/0 Career GP/GS 123/32 (61/24-MIN; 62/8-BAL) Playoffs GP/GS 4/0 (3/0-MIN; 1/0-BAL)

### CAREER RUSHING AND RECEIVING

OPPONENT	GP/GS	RUSHING					RECEIVING				
		No	Yds	Avg	Lg	TD	No	Yds	Avg	Lg	TD
at Cleveland - 9/13	1/0	7	17	2.4	8	0	5	13	2.6	10	0
at Detroit - 9/20	1/0	4	8	2.0	4	0	3	20	6.7	14	0
vs. San Francisco - 9/27	1/0	6	16	2.7	8	0	7	70	10.0	30	0
vs. Green Bay - 10/5	1/0	2	8	4.0	5	0	3	35	11.7	19	0
at St. Louis - 10/11	1/0	10	26	2.6	7	1	3	49	16.3	33	0
Baltimore - 10/18	1/0	8	22	2.8	11	0	0	0	0.0	0	0
at Pittsburgh - 10/25	1/0	3	14	4.7	10	0	1	7	7.0	7	0
at Green Bay - 11/1	1/0	5	12	2.4	8	0	2	15	7.5	20	0
Detroit - 11/15	1/0	7	16	2.3	11	0	1	7	7.0	7	0
Seattle - 11/22	1/0	11	73	6.6	25	0	2	12	6.0	8	0
Chicago - 11/29	1/0	4	33	8.3	15	0	6	51	8.5	16	1
at Arizona - 12/6	1/0	5	21	4.2	7	0	4	28	7.0	14	0
Cincinnati - 12/13	1/0	5	25	5.0	17	0	2	32	16.0	26	0
at Carolina - 12/20	1/0	2	6	3.0	7	0	1	7	7.0	7	0
at Chicago - 12/28	1/0	8	29	3.6	11	0	2	26	13.0	20	0
N.Y. Giants - 1/3	1/0	7	12	1.7	10	0	2	17	8.5	10	0
<b>2009 TOTALS</b>	<b>16/0</b>	<b>94</b>	<b>338</b>	<b>3.6</b>	<b>25</b>	<b>1</b>	<b>44</b>	<b>389</b>	<b>8.8</b>	<b>33</b>	<b>1</b>
<b>CAREER TOTALS (2002- )</b>	<b>123/32</b>	<b>1,028</b>	<b>4,396</b>	<b>4.3</b>	<b>95t</b>	<b>22</b>	<b>265</b>	<b>2,094</b>	<b>7.9</b>	<b>50</b>	<b>6</b>

### CAREER KICKOFF RETURNS

CAREER TOTALS (2002- )	GP/GS	No	Yds	Avg	Lg	TD
	123/32	55	1171	21.3	54	0

### Taylor's 2009 Season Highs

Rushing Yards ..... 73 ..... vs. Seattle, 11/22/09  
 Rushing Attempts ..... 11 ..... vs. Seattle, 11/22/09  
 Long Rush ..... 25 ..... vs. Seattle, 11/22/09  
 Receptions ..... 7 ..... vs. San Francisco, 9/27/09  
 Receiving Yards ..... 70 ..... vs. San Francisco, 9/27/09  
 Long Reception ..... 33 ..... at St. Louis, 10/11/09

### Taylor's Career Highs

Rushing Yards ..... 169 ..... at Seattle, 10/22/06  
 Rushing Attempts ..... 31 ..... at Washington, 9/11/06  
 Long Rush ..... 95t ..... at Seattle, 10/22/06  
 Receptions ..... 8 ..... at San Francisco, 11/5/06  
 Receiving Yards ..... 84 ..... vs. Green Bay, 11/9/08  
 Long Reception ..... 50 ..... at Green Bay, 11/11/07  
 Pass Attempt ..... 1 ..... vs. Detroit, 12/2/08; at New Orleans, 10/6/08  
 Pass Completion ..... 1 ..... at New Orleans, 10/6/08  
 Passing TD ..... 1 ..... at New Orleans, 10/6/08 (to Visanthe Shiancoe)  
 Kickoff Returns ..... 5 ..... last vs. Minnesota, 12/25/05  
 Kickoff Return Yards 128 ..... vs. New Orleans, 12/8/02  
 Long Kickoff Return .. 54 ..... at Pittsburgh, 12/29/02

# 2009 VIKINGS PLAYER BIOS

## #93 KEVIN WILLIAMS • DT

7th Year Vikings/7th Year NFL • Oklahoma State

### 2009 SEASON HIGHLIGHTS

- Elected to his 5th Pro Bowl.
- Tied for the NFL lead among DTs with 6.0 sacks.
- Played and started in his 100th career game at Baltimore in Week 6.
- Ranks 9th on Minnesota's all-time sack list with 48.5 for his career.

### KEVIN WILLIAMS IN THE 2009 PLAYOFFS

- **Championship at New Orleans** - Led the Vikings defensive line with 8 tackles, 6 solo tackles and 2 TFLs, all of which were playoff career highs...Had 3 QB hurries and 1 pass defensed.
- **Divisional vs. Dallas** - Had perhaps his best playoff performance, setting a career high with 5 QB hurries and 1 TFL...Matched career bests for tackles (6) and solo stops (4), while recovering a fumble for his 1st playoff takeaway.

#### KEVIN WILLIAMS' CAREER PLAYOFF STATISTICS

OPPONENT	GP/GS	U	A	TT	SK	INT (YDS)	PBU	TFL	QBH	FF/FR
vs. Dallas - 1/17/10	1/1	4	2	6	0.0	0 (0)	0	1	5	0/1
at New Orleans - 1/24/10	1/1	6	2	8	0.0	0 (0)	1	2	3	0/0
<b>2009 PLAYOFF TOTALS</b>	<b>2/2</b>	<b>10</b>	<b>4</b>	<b>14</b>	<b>0.0</b>	<b>0 (0)</b>	<b>1</b>	<b>3</b>	<b>8</b>	<b>0/1</b>

### KEVIN WILLIAMS' CAREER PLAYOFF HIGHLIGHTS

- Has started all 5 games he has appeared in, totaling 28 tackles and 14 QB hurries.

#### KEVIN WILLIAMS' 2009 PLAYOFF STATISTICS

YEAR TEAM	GP/GS	U	A	TT	SK	INT (YDS)	PBU	TFL	QBH	FF/FR
2004 Minnesota	2/2	6	2	8	0.0	0 (0)	0	0.0	4	0/0
2008 Minnesota	1/1	3	3	6	0.0	0 (0)	0	0.0	2	0/0
2009 Minnesota	2/2	10	4	14	0.0	0 (0)	1	3.0	8	0/1
<b>CAREER PLAYOFF TOTALS</b>	<b>5/5</b>	<b>19</b>	<b>9</b>	<b>28</b>	<b>0.0</b>	<b>0 (0)</b>	<b>1</b>	<b>3.0</b>	<b>14</b>	<b>0/1</b>

\* - Wild Card; # - Divisional; @ - Championship; \$ - Super Bowl  
 Kevin Williams' Career Playoff Highs  
 Tackles..... 8..... at New Orleans@, 1/24/10  
 Solo Tackles..... 6..... at New Orleans@, 1/24/10  
 Tackles For Loss..... 2..... at New Orleans@, 1/24/10  
 Pass Breakups..... 1..... at New Orleans@, 1/24/10  
 QB Hurries..... 5..... vs. Dallas#, 1/17/10

### 2009 REGULAR SEASON

- Had his best game of the season against Detroit in Week 10 with a season-high 8 tackles, 5 QB hurries and a sack.
- Registered a season-high 7 tackles and tied a career high by breaking up 3 passes at Green Bay in Week 8.
- Had a sack and knocked down 2 passes in Week 7 at Pittsburgh.
- Sacked Baltimore QB Joe Flacco twice and forced a fumble in Week 6.
- Was in the face of Rams QB Kyle Boller when the signal-caller had an unforced fumble that was picked up by Jared Allen for a score, and also posted his 2nd sack of the season at St. Louis in Week 5.
- Sacked Cleveland's Brady Quinn for a 9-yard loss in the 2nd quarter, and recovered Quinn's 4th-quarter fumble in the season opener.

### CAREER NOTES

- Joined linemates Pat Williams and Jared Allen in being named to the Pro Bowl in 2008, marking the 3rd time in team history that a trio on the defensive line has made the post-season event.
- Four-time Pro Bowler and AP 1st Team All-Pro.
- Holds Vikings record for career INTs by a defensive lineman with 4, including 2 for TDs in 2007.
- Wife, Tasha, was an all-conference basketball player at Louisiana Tech.
- Active in the Twin Cities community through the Vikings/United Way Hometown Huddle ARC-Hennepin County Clothing Drive.
- Shares the same hometown as legendary coach Paul "Bear" Bryant, Fordyce, AR.

2009 GP/GS 16/16	Career GP/GS 110/110	Playoffs GP/GS 5/5
---------------------	-------------------------	-----------------------

#### SEASON AND CAREER DEFENSIVE STATISTICS

OPPONENT	GP/GS	U	A	TT	SK	INT (YDS)	PBU	TFL	QBH	FF/FR
at Cleveland - 9/13	1/1	2	1	3	1.0	0 (0)	0	0.0	7	0/1
at Detroit - 9/20	1/1	1	1	2	0.0	0 (0)	0	0.0	1	0/0
vs. San Francisco - 9/27	1/1	3	2	5	0.0	0 (0)	0	1.0	1	0/0
vs. Green Bay - 10/5	1/1	2	2	4	0.0	0 (0)	0	1.0	2	0/0
at St. Louis - 10/11	1/1	4	2	6	1.0	0 (0)	0	1.0	2	0/0
Baltimore - 10/18	1/1	2	2	4	2.0	0 (0)	0	0.0	5	1/0
at Pittsburgh - 10/25	1/1	1	1	2	1.0	0 (0)	2	0.0	0	0/0
at Green Bay - 11/1	1/1	5	2	7	0.0	0 (0)	3	1.0	0	0/0
Detroit - 11/15	1/1	5	3	8	1.0	0 (0)	0	0.0	5	0/0
Seattle - 11/22	1/1	0	0	0	0.0	0 (0)	0	0.0	0	0/0
Chicago - 11/29	1/1	0	0	0	0.0	0 (0)	0	0.0	2	0/0
at Arizona - 12/6	1/1	1	0	1	0.0	0 (0)	0	0.0	2	0/0
Cincinnati - 12/13	1/1	5	0	5	0.0	0 (0)	0	1.0	2	0/0
at Carolina - 12/20	1/1	3	1	4	0.0	0 (0)	0	1.0	1	0/0
at Chicago - 12/28	1/1	1	2	3	0.0	0 (0)	0	0.0	5	0/0
N.Y. Giants - 1/3	1/1	2	2	4	0.0	0 (0)	1	0.0	1	0/0
<b>2009 TOTALS</b>	<b>16/16</b>	<b>37</b>	<b>21</b>	<b>58</b>	<b>6.0</b>	<b>0 (0)</b>	<b>6</b>	<b>6.0</b>	<b>36</b>	<b>1/1</b>
<b>CAREER TOTALS (2003-)</b>	<b>110/110</b>	<b>321</b>	<b>167</b>	<b>488</b>	<b>48.5</b>	<b>4 (82)</b>	<b>45</b>	<b>41.0</b>	<b>223</b>	<b>10/10</b>

#### Kevin Williams' 2009 Season Highs

Tackles..... 8..... vs. Detroit, 11/15/09  
 Sacks..... 2.0..... vs. Baltimore, 10/18/09  
 Tackles for Loss..... 1.0..... 6 times, last at Carolina, 12/20/09  
 QB Hurries..... 7..... at Cleveland, 9/13/09  
 Forced Fumbles..... 1..... vs. Baltimore, 10/18/09  
 Fumble Recoveries..... 1..... at Cleveland, 9/13/09  
 Passes Defensed..... 3..... at Green Bay, 11/1/09  
**Kevin Williams' Career Highs**  
 Tackles..... 11..... at Green Bay, 9/8/08  
 Sacks..... 4.0..... vs. Detroit, 10/12/08  
 QB Hurries..... 8..... at Arizona, 12/14/08  
 Forced Fumbles..... 1..... 9 times, last vs. Green Bay, 11/9/08  
 Interception..... 1..... 4 times, last at San Francisco, 12/9/07  
 Long INT Return..... 54..... vs. Atlanta, 9/9/07  
 Fumble Recoveries..... 1..... 10 times, last at Cleveland, 9/13/09  
 Long Fumble Return 77..... vs. Jacksonville, 11/26/04  
 Passes Defensed..... 3..... at N.Y. Giants, 11/13/05; at Green Bay, 11/1/09  
 Tackles for Loss..... 3.0..... at Buffalo, 10/1/06  
 Blocked FG..... 1..... at Green Bay, 9/8/08; at New Orleans, 10/6/08



# 2009 VIKINGS PLAYER BIOS

**#20 MADIEU WILLIAMS • S**  
2nd Year Vikings/6th Year NFL • Maryland

## 2009 SEASON HIGHLIGHTS

- Led the Vikings DBs with 76 tackles and ranked 4th on the team.
- Made the largest donation by an African-American alumnus in University of Maryland history over the bye week to help create the Madiou Williams Center for Global Health Initiatives.

## MADIEU WILLIAMS IN THE 2009 PLAYOFFS

- Championship at New Orleans** - Led the Vikings secondary with a playoff career high 6 solo tackles.
- Divisional vs. Dallas** - Started at FS and tallied 5 tackles, including 4 solo stops...Added an assist on a special teams tackle.

### MADIEU WILLIAMS' 2009 PLAYOFF STATISTICS

OPPONENT	GP/GS	U	A	TT	SK	INT (YDS)	PBU	TFL	QBH	FF/FR
vs. Dallas - 1/17/10	1/1	4	1	5	0.0	0 (0)	0	0	0	0/0
at New Orleans - 1/24/10	1/1	6	0	6	0.0	0 (0)	0	0	0	0/0
<b>2009 PLAYOFF TOTALS</b>	<b>2/2</b>	<b>10</b>	<b>1</b>	<b>11</b>	<b>0.0</b>	<b>0 (0)</b>	<b>0</b>	<b>0</b>	<b>0</b>	<b>0/0</b>

## MADIEU WILLIAMS' CAREER PLAYOFF HIGHLIGHTS

- Recorded 5 tackles against Philadelphia in last year's Wild Card game.

### MADIEU WILLIAMS' CAREER PLAYOFF STATISTICS

YEAR TEAM	GP/GS	U	A	TT	SK	INT (YDS)	PBU	TFL	QBH	FF/FR
2008 Minnesota	1/1	4	1	5	0.0	0 (0)	0	0.0	0	0/0
2009 Minnesota	2/2	10	1	11	0.0	0 (0)	0	0.0	0	0/0
<b>CAREER PLAYOFF TOTALS</b>	<b>3/3</b>	<b>14</b>	<b>2</b>	<b>16</b>	<b>0.0</b>	<b>0 (0)</b>	<b>0</b>	<b>0.0</b>	<b>0</b>	<b>0/0</b>

\* - Wild Card; # - Divisional; @ - Championship; \$ - Super Bowl  
Madiou Williams' Career Playoff Highs  
Tackles..... 6..... at New Orleans@, 1/24/10  
Solo Tackles..... 6..... at New Orleans@, 1/24/10

## 2009 REGULAR SEASON

- Posted a season-best 9 tackles, including 6 solo at Carolina in Week 15.
- Made a season-high 7 tackles in the Week 12 win against Chicago.
- Recovered a fumble forced by Pat Williams in the 4th quarter at the Steelers 3-yard line in Week 7.
- Posted a season-high 6 tackles at Detroit in Week 2 and again against Green Bay in Week 4.

## CAREER NOTES

- Recorded an INT in his 1st game as a Viking against Houston.
- Is the 2009 Vikings spokesperson for the United Way.
- Holds a degree in family studies and started the Madiou Williams Foundation, to work with kids to encourage a healthy lifestyle and education.
- Recognized by the University of Maryland as a Distinguished Alumni by the School of Public Health in spring of 2009.
- Native of Sierra Leone, who moved with his family to Maryland when he was 9.

2009 GP/GS 16/16 Career GP/GS 74/70 (49/45-CIN; 25/25-MIN) Playoffs GP/GS 3/3 (3/3-MIN)

### CAREER DEFENSIVE STATISTICS

OPPONENT	GP/GS	U	A	TT	SK	INT (YDS)	PBU	TFL	QBH	FF/FR
at Cleveland - 9/13	1/1	3	0	3	0.0	0 (0)	0	0.0	1	0/0
at Detroit - 9/20	1/1	4	2	6	0.0	0 (0)	0	0.0	0	0/0
vs. San Francisco - 9/27	1/1	4	1	5	0.0	0 (0)	0	0.0	0	0/0
vs. Green Bay - 10/5	1/1	6	0	6	0.0	0 (0)	1	0.0	0	0/0
at St. Louis - 10/11	1/1	5	0	5	0.0	0 (0)	0	0.0	0	0/0
Baltimore - 10/18	1/1	2	0	2	0.0	0 (0)	1	0.0	0	0/0
at Pittsburgh - 10/25	1/1	1	2	3	0.0	0 (0)	0	0.0	0	0/1
at Green Bay - 11/1	1/1	5	0	5	0.0	0 (0)	0	0.0	0	0/0
Detroit - 11/15	1/1	4	1	5	0.0	0 (0)	1	0.0	0	0/0
Seattle - 11/22	1/1	2	1	3	0.0	0 (0)	1	0.0	0	0/0
Chicago - 11/29	1/1	2	5	7	0.0	0 (0)	0	0.0	0	0/0
at Arizona - 12/6	1/1	5	0	5	0.0	0 (0)	1	0.0	1	0/0
Cincinnati - 12/13	1/1	3	2	5	0.0	0 (0)	1	0.0	0	0/0
at Carolina - 12/20	1/1	6	3	9	0.0	0 (0)	1	0.0	0	0/0
at Chicago - 12/28	1/1	3	3	6	0.0	0 (0)	0	0.0	0	0/0
N.Y. Giants - 1/3	1/1	1	0	1	0.0	0 (0)	0	0.0	0	0/0
<b>2009 TOTALS</b>	<b>16/16</b>	<b>56</b>	<b>20</b>	<b>76</b>	<b>0.0</b>	<b>0 (0)</b>	<b>7</b>	<b>0.0</b>	<b>2</b>	<b>0/1</b>
<b>CAREER TOTALS</b>	<b>74/70</b>	<b>294</b>	<b>97</b>	<b>391</b>	<b>4.0</b>	<b>11 (125)</b>	<b>41</b>	<b>--</b>	<b>2</b>	<b>3/4</b>

### Madiou Williams' 2009 Season Highs

Tackles..... 9..... at Carolina, 12/20/09

### Madiou Williams' Career Highs

Tackles..... 11..... at Tampa Bay, 10/15/06  
Forced Fumble..... 1..... 3 times, last vs. Baltimore, 9/10/07  
Fumble Recovery..... 1..... 3 times, last vs. Baltimore, 9/10/07  
Interception..... 1..... 11 times, last at Jacksonville, 11/23/08  
Long INT Return..... 51t..... at Tennessee, 10/31/04  
INT Return TD..... 1..... at Tennessee, 10/31/04  
Sack..... 1.0..... 4 times, last vs. Arizona, 11/18/07  
QB Hurry..... 1..... vs. Green Bay, 11/9/08

# 2009 VIKINGS PLAYER BIOS

**#94 PAT WILLIAMS • DT**  
5th Year Vikings/13th Year NFL • Texas A&M

## 2009 SEASON HIGHLIGHTS

- Helped hand out 75 Thanksgiving turkeys to inner-city families in the Twin Cities at the 2nd Annual Bernard Berrian Thanksgiving Turkey Giveaway Challenge on 11/17.

## PAT WILLIAMS IN THE 2009 PLAYOFFS

- Championship at New Orleans** - Recorded a playoff career-high 6 tackles and had a forced fumble.
- Divisional vs. Dallas** - Tallied a pair of assisted tackles and one QB hurry...helped the Vikings set a team record with 3 points allowed.

### PAT WILLIAMS' 2009 PLAYOFF STATISTICS

OPPONENT	GP/GS	U	A	TT	SK	INT (YDS)	PBU	TFL	QBH	FF/FR
vs. Dallas - 1/17/10	1/1	0	2	2	0.0	0 (0)	0	0	0	0/0
at New Orleans - 1/24/10	1/1	3	3	6	0.0	0 (0)	0	0	0	1/0
<b>2009 PLAYOFF TOTALS</b>	<b>2/2</b>	<b>3</b>	<b>5</b>	<b>8</b>	<b>0.0</b>	<b>0 (0)</b>	<b>0</b>	<b>0</b>	<b>0</b>	<b>1/0</b>

## PAT WILLIAMS' CAREER PLAYOFF HIGHLIGHTS

- Made his 1st playoff appearance in 10 years against Dallas (1/17/10).

### PAT WILLIAMS' CAREER PLAYOFF STATISTICS

YEAR TEAM	GP/GS	U	A	TT	SK	INT (YDS)	PBU	TFL	QBH	FF/FR
1998 Buffalo	1/0	1	1	2	0.0	0 (0)	0	0.0	0	0/0
1999 Buffalo	1/0	3	0	3	0.0	0 (0)	0	0.0	0	0/0
2009 Minnesota	2/2	3	5	8	0.0	0 (0)	0	0.0	1	1/0
<b>CAREER PLAYOFF TOTALS</b>	<b>4/2</b>	<b>7</b>	<b>6</b>	<b>13</b>	<b>0.0</b>	<b>0 (0)</b>	<b>0</b>	<b>0.0</b>	<b>1</b>	<b>1/0</b>

\* - Wild Card; # - Divisional; @ - Championship; \$ - Super Bowl

#### Kevin Williams' Career Playoff Highs

Tackles..... 6..... at New Orleans@, 1/24/10  
Solo Tackles..... 3..... at Tennessee\*, 1/8/00; at New Orleans@, 1/24/10  
QB Hurry..... 1..... vs. Dallas#, 1/17/10

## 2009 REGULAR SEASON

- Broke up a career-high 2 passes at Arizona in Week 13.
- Had his best performance of the season in Week 8 at Green Bay, with 7 tackles, 2 QB hurries and his 1st sack of the season.
- Forced his 2nd fumble of the season inside the opponent's 5-yard line at Pittsburgh in Week7, halting a Steelers' drive.
- Forced a fumble that led to 1 of 3 Vikings takeaways inside the Rams 10-yard line in Week 5 at St. Louis.

## CAREER NOTES

- Ranks 3rd among NFL interior linemen in tackles since 2002 with 596.

### Most Tackles by Interior Linemen (Since 2002)

Rk.	Player (Team)	Tackles
1.	Ryan Pickett (GB)	665
2.	Kelly Gregg (Bal.)	661
3.	Pat Williams (Min.)	596
4.	John Henderson (Jax.)	565
5.	Marcus Stroud (Buf.)	541

- Key component in a Viking defense that has led the NFL in rushing defense from 2006-08.
- Joined linemates Kevin Williams and Jared Allen in being named to the Pro Bowl in 2008, marking the 3rd time in team history that a trio on the defensive line has made the post-season event.
- Three-time Pro Bowler and winner of the 2003 Ed Block Courage Award, as voted on by his teammates in Buffalo.
- Owns an automobile detailing company in the Twin Cities, Automotive Concepts.
- Has volunteered at the North Minneapolis Probation House to encourage positive relationships between youth and law enforcement.

2009 GP/GS  
15/15

Career GP/GS  
185/142 (77/77-MIN; 108/65-BUF)

Playoffs GP/GS  
4/2 (2/2 - MIN; 2/0-BUF)

## CAREER DEFENSIVE STATISTICS

OPPONENT	GP/GS	U	A	TT	SK	INT (YDS)	PBU	TFL	QBH	FF/FR
at Cleveland - 9/13	1/1	1	0	1	0.0	0 (0)	0	0.0	0	0/0
at Detroit - 9/20	1/1	3	0	3	0.0	0 (0)	0	1.0	1	0/0
vs. San Francisco - 9/27	1/1	5	3	9	0.0	0 (0)	0	1.0	0	0/0
vs. Green Bay - 10/5	1/1	1	0	1	0.0	0 (0)	0	0.0	0	0/0
at St. Louis - 10/11	1/1	4	2	6	0.0	0 (0)	0	1.0	0	1/0
Baltimore - 10/18	1/1	2	2	4	0.0	0 (0)	0	0.0	0	0/0
at Pittsburgh - 10/25	1/1	7	0	7	0.0	0 (0)	0	1.0	0	1/0
at Green Bay - 11/1	1/1	4	3	7	1.0	0 (0)	0	0.0	2	0/0
Detroit - 11/15	1/1	1	1	2	0.0	0 (0)	0	0.0	0	0/0
Seattle - 11/22	1/1	3	0	3	0.0	0 (0)	0	1.0	0	0/0
Chicago - 11/29	1/1	3	0	3	1.0	0 (0)	0	0.0	0	0/0
at Arizona - 12/6	1/1	5	1	6	0.0	0 (0)	2	2.0	1	0/0
Cincinnati - 12/13	1/1	4	0	4	0.0	0 (0)	0	1.0	0	0/0
at Carolina - 12/20	1/1	1	5	6	0.0	0 (0)	1	0.0	0	0/0
at Chicago - 12/28						INACTIVE				
N.Y. Giants - 1/3	1/1	0	1	1	0.0	0 (0)	0	0.0	0	0/0
<b>2009 TOTALS</b>	<b>15/15</b>	<b>44</b>	<b>18</b>	<b>62</b>	<b>2.0</b>	<b>0 (0)</b>	<b>3</b>	<b>8.0</b>	<b>4</b>	<b>2/0</b>
<b>CAREER TOTALS (1997- )</b>	<b>185/142</b>	<b>556</b>	<b>262</b>	<b>818</b>	<b>20.5</b>	<b>1 (20)</b>	<b>26</b>	<b>42.0</b>	<b>77</b>	<b>8/7</b>

#### Pat Williams' Season Highs

Tackles..... 9..... vs. San Francisco, 9/27/09  
Tackle For Loss..... 2.0..... at Arizona, 12/6/09  
QB Hurry..... 2..... at Green Bay, 11/1/09  
Forced Fumbles..... 1..... at St. Louis, 10/11/09; at Pittsburgh, 10/25/09  
Sacks..... 1.0..... at Green Bay, 11/1/09; vs. Chicago, 11/29/09  
Pass Breakups..... 2..... at Arizona, 12/6/09

#### Pat Williams' Career Highs

Tackles..... 12..... vs. Chicago, 9/29/02; vs. Green Bay, 11/12/06  
Sacks..... 3.0..... at Cincinnati, 9/6/98  
Blocked FG..... 1..... at Kansas City, 11/19/00  
Interceptions..... 1..... at Miami, 12/5/04  
Long INT Return..... 20t..... at Miami, 12/5/04  
Fumble Recoveries..... 1..... 6 times, last at San Francisco, 12/9/07  
Long Fumble Return 28t..... at Tennessee, 12/14/03  
Forced Fumbles..... 1..... 8 times, last at Pittsburgh, 10/25/09  
Pass Breakups..... 2..... at Arizona, 12/6/09

# 2009 VIKINGS PLAYER BIOS

**#26 ANTOINE WINFIELD • CB**  
6th Year Vikings/11th Year NFL • Ohio State

## 2009 SEASON HIGHLIGHTS

- Returned from a foot injury that sidelined for 6 games against Cincinnati in Week 14, leading the defense with 10 tackles, 9 solo tackles and a forced fumble in the 2nd quarter that led to a Ryan Longwell FG.

- Left the Baltimore game due to injury in the 1st half in Week 6.

- Had a season-high 11 tackles, 10 solo, to go along with his first INT of the season vs. Green Bay in Week 4.

- Had 6 solo tackles on defense and added another 2 on special teams during Week 2 at Detroit (9/20).

- Had more than 130 friends and family in attendance at the 2009 season opener, his first career regular season game in Cleveland, near his hometown of Akron.

## WINFIELD IN THE 2009 PLAYOFFS

- Championship at New Orleans** - Recorded 4 tackles, including 3 solo stops.
- Divisional vs. Dallas** - Had one solo tackle, while his coverage was a big part of a Vikings defense that set a team playoff record by allowing just 3 points.

### WINFIELD'S 2009 PLAYOFF STATISTICS

OPPONENT	GP/GS	U	A	TT	SK	INT (YDS)	PBU	TFL	QBH	FF/FR
vs. Dallas - 1/17/10	1/1	1	0	1	0.0	0 (0)	0	0	0	0/0
at New Orleans - 1/24/10	1/1	3	1	4	0.0	0 (0)	0	0	0	0/0
<b>2009 PLAYOFF TOTALS</b>	<b>2/2</b>	<b>4</b>	<b>1</b>	<b>5</b>	<b>0.0</b>	<b>0 (0)</b>	<b>0</b>	<b>0</b>	<b>0</b>	<b>0/0</b>

## WINFIELD'S CAREER PLAYOFF HIGHLIGHTS

- Has shown a knack for making big plays in the postseason, compiling 37 tackles and 2 INTs in his 6 playoff starts.
- Dominated for the Vikings in 2004, leading the team with 22 tackles in the postseason, including 13 solo tackles in the Wild Card game at Green Bay to go along with an INT.

### WINFIELD'S CAREER PLAYOFF STATISTICS

YEAR TEAM	GP/GS	U	A	TT	SK	INT (YDS)	PBU	TFL	QBH	FF/FR
1999 Buffalo	1/1	2	1	3	0.0	1 (0)	1	--	0	0/0
2004 Minnesota	2/2	21	1	22	1.0	1 (3)	1	2.0	0	1/0
2008 Minnesota	1/1	6	1	7	0.0	0 (0)	1	0.0	0	0/0
2009 Minnesota	2/2	4	1	5	0.0	0 (0)	0	0.0	0	0/0
<b>CAREER PLAYOFF TOTALS</b>	<b>6/6</b>	<b>33</b>	<b>4</b>	<b>37</b>	<b>1.0</b>	<b>2 (3)</b>	<b>3</b>	<b>2.0</b>	<b>0</b>	<b>1/0</b>

\* - Wild Card; # - Divisional; @ - Championship; \$ - Super Bowl

#### Winfield's Career Playoff Highs

Tackles..... 13..... at Green Bay\*, 1/9/05  
Solo Tackles..... 13..... at Green Bay\*, 1/9/05  
Interceptions..... 1..... at Tennessee\*, 1/8/00; vs. Green Bay, 10/5/09  
Tackle For Loss..... 2..... at Philadelphia#, 1/16/05  
Forced Fumble..... 1..... at Philadelphia#, 1/16/05

## CAREER NOTES

- Returned the 1st blocked FG for a TD in Vikings history at New Orleans (10/6/08).
- Has scored a TD in each of the last 3 seasons, helping the Vikings tie for the NFL lead since 2006 with 15 defensive TDs.
- Active in the Twin Cities community through the Vikings Blood Drive and donated cars to 3 single mothers through the Minneapolis Urban League Employment and Training Program in 2005.
- Annually hosts the Camp 26 football camp in his hometown of Akron, OH.

2009 GP/GS 9/9 Career GP/GS 153/137 (81/79-MIN; 72/58-BUF) Playoffs GP/GS 6/6 (5/5-MIN; 1/1-BUF)

## CAREER DEFENSIVE STATISTICS

OPPONENT	GP/GS	U	A	TT	SK	INT (YDS)	PBU	TFL	QBH	FF/FR
at Cleveland - 9/13	1/1	3	1	4	0.0	0 (0)	0	0.0	0	0/0
at Detroit - 9/20	1/1	6	0	6	0.0	0 (0)	0	0.0	0	0/0
vs. San Francisco - 9/27	1/1	3	1	4	0.0	0 (0)	2	0.0	0	0/0
vs. Green Bay - 10/5	1/1	10	1	11	0.0	1 (0)	1	1.0	0	0/0
at St. Louis - 10/11	1/1	2	3	5	0.0	0 (0)	1	0.0	0	0/0
Baltimore - 10/18	1/1	0	0	0	0.0	0 (0)	0	0.0	0	0/0
at Pittsburgh - 10/25										INACTIVE
at Green Bay - 11/1										INACTIVE
Detroit - 11/15										INACTIVE
Seattle - 11/22										INACTIVE
Chicago - 11/29										INACTIVE
at Arizona - 12/6										INACTIVE
Cincinnati - 12/13	1/1	9	1	10	0.0	0 (0)	1	0.0	0	1/0
at Carolina - 12/20	1/1	8	1	9	1.0	0 (0)	0	1.0	0	0/0
at Chicago - 12/28	1/1	5	1	6	0.0	0 (0)	2	0.0	0	0/0
N.Y. Giants - 1/3	1/0	1	2	3	0.0	0 (0)	0	0.0	0	0/0
<b>2009 TOTALS</b>	<b>10/9</b>	<b>47</b>	<b>11</b>	<b>58</b>	<b>1.0</b>	<b>1 (0)</b>	<b>8</b>	<b>2.0</b>	<b>0</b>	<b>1/0</b>
<b>CAREER TOTALS (1999- )</b>	<b>154/138</b>	<b>720</b>	<b>197</b>	<b>917</b>	<b>4.0</b>	<b>21 (175)</b>	<b>137</b>	<b>41.0</b>	<b>18</b>	<b>11/9</b>

#### Antoine Winfield's 2009 Season Highs

Tackles..... 11..... vs. Green Bay, 10/5/09  
Solo Tackles..... 10..... vs. Green Bay, 10/5/09  
Interceptions..... 1..... vs. Green Bay, 10/5/09  
Tackle For Loss..... 1..... vs. Green Bay, 10/5/09; at Carolina, 12/20/09  
Sack..... 1.0..... at Carolina, 12/20/09  
Pass Defensed..... 2..... vs. San Francisco, 9/27/09; vs. Green Bay, 10/5/09  
Forced Fumble..... 1..... vs. Cincinnati, 12/13/09

#### Antoine Winfield's Career Highs

Tackles..... 16..... at Indianapolis, 11/8/04  
Forced Fumbles..... 1..... 10 times, last at Arizona, 12/14/08  
Fumble Recovery..... 1..... 9 times, last at New Orleans, 10/6/08  
Interception..... 1..... 21 times, last vs. Green Bay, 10/5/09  
Long INT Return..... 56..... at New Orleans, 10/17/04  
INT Return TD..... 1..... vs. Chicago, 9/24/06; vs. Atlanta, 9/9/07  
Passes Defensed..... 4..... at Green Bay, 12/21/06; vs. Chicago, 12/17/07  
Sack..... 1.0..... 4 times, last at Carolina, 12/20/09  
QB Hurries..... 2..... at Philadelphia, 9/20/04; vs. New England, 10/30/06  
Blocked FG Return..... 1..... at New Orleans, 10/6/08  
Long Blk FG Return..... 59t..... at New Orleans, 10/6/08

# 2009 VIKINGS PLAYER BIOS

**#34 ALBERT YOUNG • RB**  
1st Year Vikings/1st Year NFL • Iowa

## 2009 SEASON HIGHLIGHTS

- Ranked 4th on the team in rushing with 53 yards despite getting carries in only 2 games.
- Set career highs with 10 carries for 40 yards in the season finale against the N.Y. Giants.
- Recorded his 1st career NFL carries in the 4th quarter against Cincinnati in Week 14, rushing for 13 yards on 2 carries.
- Took part in the NFL's "Play 60 Challenge" at St. Joseph's Home For Children on 9/22/09.
- Played the first 4 games on special teams but has been inactive the last 8 games.
- Made his NFL debut on the kickoff return team and played the rest of the game primarily on special teams in the season opener at Cleveland (9/13/09).

## YOUNG IN THE 2009 PLAYOFFS

- **Championship at New Orleans** - Was inactive.
- **Divisional vs. Dallas** - Played on special teams.

## CAREER NOTES

- Earned a spot on the 53-man roster after spending the entire 2008 season on the Vikings practice squad.
- Guest of Adrian Peterson in Hawaii for Pro Bowl festivities in the 2009 offseason.
- College teammate of Vikings LB Chad Greenway at Iowa.

2009 GP/GS 7/0      Career GP/GS 7/0      Playoffs GP/GS 1/0

## YOUNG'S SEASON AND CAREER RUSHING AND RECEIVING

OPPONENT	GP/GS	RUSHING					RECEIVING				
		No	Yds	Avg	Lg	TD	No	Yds	Avg	Lg	TD
at Cleveland - 9/13	1/0	0	0	0.0	0	0	0	0	0.0	0	0
at Detroit - 9/20	1/0	0	0	0.0	0	0	0	0	0.0	0	0
San Francisco - 9/27	1/0	0	0	0.0	0	0	0	0	0.0	0	0
Green Bay - 10/5	1/0	0	0	0.0	0	0	0	0	0.0	0	0
at St. Louis - 10/11											
Baltimore - 10/18											
at Pittsburgh - 10/25											
at Green Bay - 11/1											
Detroit - 11/15											
Seattle - 11/22											
Chicago - 11/29											
at Arizona - 12/6											
Cincinnati - 12/13	1/0	2	13	6.5	8	0	0	0	0.0	0	0
at Carolina - 12/20											
at Chicago - 12/28	1/0	0	0	0.0	0	0	0	0	0.0	0	0
N.Y. Giants - 1/3	1/0	10	40	4.0	10	0	0	0	0.0	0	0
<b>2009 TOTALS</b>	<b>7/0</b>	<b>12</b>	<b>53</b>	<b>4.4</b>	<b>10</b>	<b>0</b>	<b>0</b>	<b>0</b>	<b>0.0</b>	<b>0</b>	<b>0</b>

### Albert Young's Career Highs

Rushes ..... 10 ..... vs. N.Y. Giants, 1/3/10  
Rushing Yards ..... 40 ..... vs. N.Y. Giants, 1/3/10  
Long Rush ..... 10 ..... vs. N.Y. Giants, 1/3/10



**SHOW YOUR  
HORNS**

**BIOS OF PLAYERS NOT IN  
VIKINGS 2009 MEDIA GUIDE**



# BRETT FAVRE QB / #4


HEIGHT 6-2 WT 222 ACQUIRED FA FOR 2009  
 DOB 10-10-69 NFL 19th YEAR  
 COLLEGE Southern Miss VIKINGS 1st YEAR

**GAMES/STARTS (regular season, playoffs)** 1991 (2/0-Atl.), 1992 (15/13-GB), 1993 (16/16, 2/2-GB), 1994 (16/16, 2/2-GB), 1995 (16/16, 3/3-GB), 1996 (16/16, 3/3-GB), 1997 (16/16, 3/3-GB), 1998 (16/16, 1/1-GB), 1999 (16/16-GB), 2000 (16/16-GB), 2001 (16/16, 2/2-GB), 2002 (16/16, 1/1-GB), 2003 (16/16, 2/2-GB), 2004 (16/16, 1/1-GB), 2005 (16/16-GB), 2006 (16/16-GB), 2007 (16/16, 2/2-GB), 2008 (16/16-NYJ), 2009 (16/16-Minn.). **Total-** 289/285, 22/22 (2/0-Atl.; 255/253, 22/22-GB; 16/16-NYJ; 16/16-Minn.).

- Named MVP of the NFL 3 straight seasons (1995-97) and selected to 11 Pro Bowls, the most Pro Bowls by a QB in NFL history.
- Started 285 consecutive games (307 including playoffs), for Green Bay and NY Jets, the longest stretch ever by an NFL player.
- Holds every significant NFL career passing record and is the League's all-time leader in TD passes (497), completions (6,083), attempts (9,811), yards (69,329) and victories as a starting QB (181).
- First NFL completion was to himself, snaring his own deflected pass for minus-7 yards at Tampa Bay (9/13/92).

**OFF THE FIELD** Married long-time girlfriend Deanna Tynes on 7/14/96, after a 12-year courtship...The couple has daughters, Brittany and Breleigh...Established the 'Brett Favre Fourward Foundation' in 1996; in conjunction with his annual golf tournament, celebrity softball game and fund raising dinners, foundation has donated more than \$3 million to charities in his home state of Mississippi as well as to those in Wisconsin...Favre Fourward Foundation in 2005 took on an additional cause as a supporter of Hurricane Katrina relief; the effort raised approximately \$1 million to assist in the state of Mississippi's three Gulf Coast counties: Hancock, Harrison and Jackson...Also in 2005, his wife founded a charity, the Deanna Favre Hope Foundation to benefit uninsured and under insured breast cancer patients; Deanna underwent successful treatment in 2004 for the disease..."A Night of Faith," a dinner and concert featuring Grammy-winning artist Faith Hill was held March 12, 2005, in Biloxi, Miss.; the evening raised more than \$400,000 for her foundation, with proceeds used to endow assistance programs at Memorial Hospital in Gulfport, Miss., and Forrest General Hospital in Hattiesburg, Miss...His high school, Hancock North Central (Kiln, MS), honored him in May 2004 by renaming its field, 'Brett Favre Field,' and unveiling a life-sized statue of the quarterback at the stadium's entrance. The school previously had retired his jersey (#10) in 1993...Named 2008 PFWA 'Good Guy Award' winner as "player who best helped the media do its job."... Was inducted into the Southern Miss Sports Hall of Fame in April of 1997 and was named to the Southern Mississippi Football Team of the Century in 2001...Father pitched for Southern Mississippi baseball varsity...Older brother, Scott, played quarterback for Mississippi State and younger brother, Jeff, was a free safety on Southern Mississippi football team...Sister, Brandi, is a former 'Miss Teen Mississippi'...Grew up idolizing a pair of Southern QBs, the Saints' Archie Manning and the Cowboys' Roger Staubach... Held 8 editions (2000-07) of the 'Brett Favre Celebrity Softball Game' at Fox Cities Stadium in Grand Chute, WI...Majored in special education at Southern Miss.

**HONORS** Named to the Pro Bowl 11 times (1992-93, 1995-97, 2001-03, 2007-09), the most by a QB in NFL history...Named



NFL MVP 3 straight seasons- 1995, '96, '97...Earned NFC Offensive Player of the Month 3 times during 2009 season- vs. Green Bay (10/5/09), at Green Bay (11/1/09) and vs. NY Giants (1/3/10)...Named NFC Offensive Player of the Month for November 2009...2007 FedEx NFL Player of the Year...Sports Illustrated 2007 Sportsman of the Year...2002 Sports Illustrated Player of the Year...1997 Associated Press NFL Co-MVP...1997 PFWA/PFWA All-Pro, Associated Press All-Pro, All-NFL Team and Football News All-NFC Team...1996 PFWA MVP, Associated Press MVP, The Sporting News Player of the Year, Pro Football Weekly MVP, Football Digest Player of the Year, College and Pro Football Newsweekly Offensive Player of the Year, UPI NFC Offensive Player of the Year, Football News NFC Player of the Year, Newspaper Enterprise Player of the Year, Miller Lite Player of the Year and Footaction NFL Quarterback of the Year...1996 PFWA All-Pro, Associated Press All-Pro, All-NFL Team and UPI All-NFC Team...1995 PFWA MVP, Associated Press MVP and Offensive Player of the Year, UPI NFC Offensive Player of the Year, The Sporting News Player of the Year, Pro Football Weekly MVP and Offensive Player of the Year, Sports Illustrated Player of the Year and Maxwell Club Bert Bell Trophy winner...1996 PFWA All-Pro, Associated Press All-Pro, All-NFL Team and UPI All-NFC Team...Named NFC Offensive Player of the Week 11 times while with the Packers: at N.Y. Giants (9/16/07); at Minnesota (9/30/07); at Detroit (9/24/06); at Minnesota (11/14/04); at Oakland (12/22/03); at Chicago (10/7/02); vs. Baltimore (10/14/01); at New England (10/27/97); at Tampa Bay (9/1/96); vs. Minnesota (12/22/96); and at Minnesota (11/5/95)...NFC Player of the Month for November, 2004; December 2003; September, 1999; September, 1996; December, 1995.

**PRO** Matched Johnny Unitas for most Pro Bowl honors by a QB when he was selected to his 10th for his 2008 performance with the NY Jets...Has played in 287 straight games and started 285 consecutive games, the most straight starts in NFL history...

Guided Minnesota to a 12-4 record in 2009, his 10th career 10-win season as a starting QB...Surpassed Dan Marino's NFL record of 420 TD passes against Minnesota in 2007 and now has 464 career TD passes...Surpassed Marino's NFL record for attempts (8,358) against Minnesota and now has 9,280 for his career...Topped Marino's record of 61,361 career passing yards, currently has 69,329 career yards...Threw his 200th TD pass at Lambeau Field in Week 10 of 2007 to extend the league's single-stadium record and now has 209 career TD passes at the Packers' home field...Has 41 career (44 including playoffs) game-winning comebacks (4th quarter deficit or tie)...Has 55 career 300-yard passing games...Extended 2 of his own NFL records in 2009 with his 18th consecutive season and 18th overall season with 3,000 yards passing or more...Surpassed the 4,000-yard passing mark 6 times during his career...Enjoyed best passer rating of his career in 2009 at 107.2 and threw the fewest INTs of his career with 7.

**2009** Earned his 11th career Pro Bowl berth and 3rd straight with 3 different teams...Named the **NFC Offensive Player of the Week** 3 times and **NFC Offensive Player of the Month** for November...Earned Player of the Week vs. Green Bay (10/5), at Green Bay (11/1) and vs. NY Giants (1/3/10)...Had career-best passer rating at 107.2 points...Threw for 4,202 yards, the 3rd-best total of his career...Threw career-low 7 INTs during the season...Helped Vikings jump from #25 in the NFL in passing offense to #8, the biggest jump in the NFL from 2008 to 2009 in passing offense...Helped Vikings moved from #17 offense in the NFL in 2008 to #5 in 2009, the 2nd-biggest jump in total offense in the NFL for 2009...Helped guide Vikings to 2nd straight NFC North title, the 1st time since 1977-78 the team won consecutive Division titles...Led team to 12-4 mark, tied for the 2nd-most wins in a season in team history.

**2008** Voted to his 10th **Pro Bowl**...Was honored as **AFC Offensive Player of the Week** vs. Arizona (9/28)...Threw a career-high 6 TD passes vs. Arizona (9/28), tying Joe Namath's Jets record...Opened the season against Miami (9/7), going 15-of-22 passes for 194 yards and 2 TDs for a 125.9 rating...Had a 27-yard run vs. Buffalo (12/14) that marked his longest rush since a 35-yard jaunt nearly 10 years earlier against Tennessee (12/20/98)...Rushed for first score of the season at San Francisco (12/7) with 7:17 remaining in the 2nd quarter, his 1st since 10/29/06 vs. Arizona...Threw his 500th career TD pass (including postseason) with 9:01 remaining in the 1st quarter, a 10-yard completion to RB Thomas Jones at Tennessee (11/23) and his win at LP Field marks the most stadiums (32) in which a starting QB has won...Connected on 5 consecutive passes (5-6) for 56 yards in OT at New England (11/13) to set up K Jay Feely to nail the game-winning 34-yard FG...Connected with TE Dustin Keller on a 1-yard TD pass vs. St. Louis (11/9) with :28 remaining in the 1st half to give Jets the 2nd-most scored points in a half in franchise history (40 points) and tying the for the largest halftime lead in NFL history...Orchestrated the 41st 4th-quarter comeback of his career vs. Kansas City (10/26) with 1:05 remaining in the final quarter, connecting with WR Laveranues Coles on a 15-yard TD for a 28-24 lead...His 6 TD passes vs. Arizona (9/28) in a single game eclipsed his previous career-high 5 TDs (last time, 9/27/98 at Carolina), as well as tied a franchise record set by Joe Namath in on 9/24/72 at Baltimore Colts...Connected with Coles on 3 TDs, marking the 9th time in his career he has thrown 3 TD passes to 1 receiver, and 1st time since 9/26/04 to WR Javon Walker.

**2007** Named *Sports Illustrated* 'Sportsman of the Year' in his 17th season and earned a 9th career selection to the **Pro Bowl** and Associated Press **All-Pro 2nd-Team** honors...Also named **FedEx Air Player of the Year**...Selected **2007 NFC Offensive Player of the Year** by the Kansas City Committee of 101, a national committee of 101 sportswriters and sportscasters who cover the NFL...Finished 4th in the NFL in passing yards, completions and

completion percentage...Ranked 6th in attempts, and tied for 6th in TD passes...Extended 2 of his own NFL records with at least 3,000 passing yards for a 16th consecutive season and 16th overall season...Surpassed the 4,000 yards passing mark for the 5th time in his career...Set new career high in completion percentage (66.5%) and matched his career best in wins (13) and 300-yard passing games (7), the latter matching his total of 300-yard games in 1995...Connected on career-high 8 TD passes of 40+ yards...Extended his own NFL mark with 3 more TD passes of 75+ yards, giving him 14 in his career; also tied and broke the NFL record with his 8th and 9th TD passes of 80+ yards...For the 1st time in his career, threw for 300+ yards in 3 consecutive games, accomplishing the feat twice (Weeks 3-5; 8-10)...Directed 4 game-winning comebacks (4th-quarter deficit or tie), increasing his career total to 40...Attempted at least 40 passes in 4 games without throwing an INT... Named **NFC Offensive Player of the Week** for his performance at the NY Giants (9/16), becoming the winningest quarterback of all time by passing John Elway (148 victories)...Named **NFC Offensive Player of the Week** and **FedEx Air Player of the Week** for his performance against the Vikings in the Metrodome (9/30), going 32-of-45 for 344 yards and 2 TDs, including his NFL-record 421st TD pass, a 16-yard strike to Jennings in the 1st quarter...Threw a game-winning, 82-yard scoring toss to Jennings on the first play in OT at Denver (10/29)...Threw a 79-yard TD pass in the game and became the 1st player in Packers history to throw 2 TD passes of 75-plus yards in a game...Won **FedEx Air Player of the Week** for his outing vs. Minnesota (11/11), connecting on 33-of-46 passes for 351 yards and 3 TDs, including his 200th at Lambeau Field...Earned FOX's **Galloping Gobbler** award and **FedEx Air Player of the Week** at Detroit on Thanksgiving Day (11/22), hitting on 31-of-41 passes for 381 yards and 3 TDs, for a passer rating of 128.2 and completing a team-record 20 straight passes, breaking the previous Packers mark of 18 set by both Lynn Dickey and Don Majkowski...Was 5-of-14 for 56 yards with 2 INTs before leaving the game with elbow and shoulder injuries at Dallas (11/29)...Despite the injuries, started his 250th consecutive contest vs. Oakland (12/9) and went 15-of-23 for 266 yards and 2 TDs, for a 115.5 passer rating...Passed Marino at St. Louis (12/16) on the all-time passing yards list in the 4th quarter, hitting Donald Driver for a 7-yard gain, surpassing the former Dolphin's NFL record of 61,361 passing yards...Started both playoff contests for the Packers...Completed 18-of-23 passes for 173 yards and 3 TDs against Seattle on (1/13/08) in the NFC Divisional Playoff Game, good for a 137.6 passer rating, a personal playoff best...Became the 2nd QB in NFL history to throw for 5,000+ career postseason yards when he completed an 11-yard pass to Jennings in the 2nd quarter...In the NFC Championship Game vs. the NY Giants (1/20/08), went 19-of-35 for 236 yards, with 2 TDs and 2 INTs...On the 1st play of a 2nd-quarter drive, hit Driver for a 90-yard TD for the 4th-longest pass play in a postseason game in NFL history...It marked his 18th consecutive postseason game with a TD pass, extending his NFL record.

**2006** Played all 16 games for a 14th straight year...With a career-high 613 pass attempts, led the league for a 2nd straight year, joining George Blanda (1963-65) as 1 of 2 passers to pace the NFL multiple times after their 36th birthdays...Became the NFL's all-time leader in pass completions, in addition to extending his league marks for consecutive and overall 3,000-yard seasons...Named **FedEx Air Player of the Week** 3 times; after wins in Week 3 at Detroit, Week 10 at Minnesota and Week 17 at Chicago...Made his 14th career start in a season opener, vs. Chicago (9/10), which marked the 1st time his team had been shut out in 222 starts, the most in NFL history...Hit Greg Jennings for a 75-yard TD in a 31-24 win at Detroit (9/24), the 400th TD pass of his career and earned **NFC Offensive Player of the Week, FedEx Air Player of the Week**...Lost his first start at Lambeau where he didn't throw

an interception against St. Louis (10/8)...Was 39-0 (43-0 including playoffs) at Lambeau when not throwing an INT entering the Rams contest...Surpassed 25,000 Lambeau Field passing yards in 31-14 triumph vs. Arizona (10/29), joining only John Elway in throwing for more than 25,000 yards in a single stadium...In 17-9 win vs. Detroit (12/17), with a 21-yard pass to Carlyle Holiday late in the first half, became the NFL's all-time leader in pass completions, surpassing Marino (4,967)...Threw for 285 yards in 9-7 win against Minnesota (12/21) and on his last pass of the night, became the 1st in NFL history to reach 5,000 completions.

**2005** Started all 16 games, completed a career-high and league-leading 372 passes, and also led the NFL with 607 attempts...Led the NFC with 3,881 yards...Had 62 rushing yards (on 18 attempts), more than the 51 he had in the previous 2 seasons combined... Learned 8/30/05 that Hurricane Katrina had wiped out his childhood home in Kiln, MS, along with many of his personal trophies and awards, but more importantly didn't claim the lives of any of his numerous family members on the Gulf Coast...Reached his mother, Bonita, with the help of a Houston TV station the day after the storm...Worked with fellow-Mississippian Steve McNair to gather supplies for victims; had his donations flown on the Packers' team charter to Nashville for preseason finale (9/1), then trucked them to Mississippi...Lost 2 of his top 3 WRs, 2 of his top 3 TEs, all 3 of his RBs (as well as a 4th) and his starting center to injury and threw a league-leading and career-high 29 INTs and finished with a career-low 70.9 passer rating...Completed passes to 18 players, 2 more than his previous career high (16 in 1998) and 1 shy of the team record...With a completion to Ahman Green vs. Cleveland (9/18), became the 3rd QB ever to reach 50,000 career passing yards, joining Marino (61,361) and Elway (51,475) and with a last-second TD pass to RB Tony Fisher, broke Elway's single-stadium record with his 181st TD pass at Lambeau Field (Elway threw 180 at Mile High Stadium)...Set NFL record with 14th-consecutive season reaching 3,000 yards passing in Sunday night win against Detroit (12/11), with an early completion to Robert Ferguson...In season-ending, 23-17 win vs. Seattle (1/1/06), hooked up with Antonio Chatman for a 9-yard TD, giving Favre at least 20 TD passes in 12 straight seasons, extending his NFL record.

**2004** Led the League's 3rd-ranked offense in his 13th season in Green Bay...Threw for more than 4,000 yards for a 4th time as a professional (and the 1st time since 1999), ranking 5th in the NFL... Named **NFC Offensive Player of the Month in November**...Had 8 games with a passer rating above 100...Opened the season by leading Green Bay to a 24-14 win against defending NFC champion Carolina on Monday Night Football (9/13)...Broke NFL record held since 1970 merger in the home opener against Chicago (9/19), for most consecutive games with a TD pass vs. a single opponent by throwing for a score in a 25th straight game against the Bears (Marino had a TD toss in 24 straight vs. the NY Jets)... Sustained a concussion in the 3rd quarter vs. the NY Giants (10/3) after the Giants' William Joseph and Keith Washington fell on him, then returned 2 plays later to throw a 28-yard TD strike to Javon Walker for the Packers' only score of the game...Returned the following week to launch an unprecedented long-distance streak, completing a pass of at least 44 yards in 6 consecutive games (10/11-11/21), the longest stretch of his career...Established a pair of milestones in victory at Detroit (10/17), passing Bart Starr (196) for No. 1 on the franchise's all-time games-played list with 197, and also moved ahead of former Viking Fran Tarkenton (47,003) and into 4th place in career passing yards...Played in his 200th NFL game (including the 1991 season with Atlanta), while also making his 100th career home start, in victory over Dallas (10/24)...Took his team down the field for a walk-off FG vs. Minnesota (11/14) after Minnesota rallied from a 14-point deficit to tie the game at 31 with 1:20 remaining to earn **NFC Offensive Player of the Week**... Trailing 13-3 against Houston (11/21), he passed for 201 yards in

the final period to bring Green Bay back to victory from a deficit of 10-or-more points in the 4th quarter on the road for the first time in 14 years...In his 200th consecutive NFL start, threw for 3 TDs in Monday night victory over St. Louis (11/29).

**2003** Played in all 16 games despite fracturing the thumb on his right (throwing) hand early in the team's 7th game, at St. Louis (10/19)...Selected to his 8th career **Pro Bowl**...Helped the Packers to 442 points, the 2nd-highest total in franchise history, behind only the 456 scored by the 1996 Super Bowl champions...Finished 2nd in the NFC in passer rating (90.4)...Had 6 games with a passer rating of 100 or better...The Packers' offense became the NFL's 1st unit to: rush for at least 2,500 yards, pass for at least 3,300 yards, complete at least 65% of passes, rush for at least 18 TDs and pass for at least 32 TDs...Started the club's 2 postseason games, completing 41-of-66 passes for 499 yards and 3 TDs with 1 INT... Rallied from a 4th-quarter deficit or tie to win on 4 occasions (11/2 at Minnesota, 11/16 at Tampa Bay, 12/14 at San Diego and 1/4/04 vs. Seattle in the playoffs)...Captured **NFC Offensive Player of the Month for December**...Turned in one of the most memorable performances of his career, and in the history of Monday Night Football, in 41-7 victory at Oakland (12/22), playing with a heavy heart one day after the sudden death of his father (Irvin), he completed 22-of-30 passes (73.3 percent) for 399 yards and 4 TDs, without an INT, against the Raiders, for a team-record 154.9 passer rating, earning **NFC Offensive Player of the Week**...His performance in the contest earned the ESPN **ESPYs 2004 Best Moment**...Posted a 104.7 passer rating in loss at St. Louis (10/19) despite playing almost the entire game with a broken thumb on his throwing hand, injuring his right thumb on the 1st series of Rams contest when he hit the shoulder pad of guard Mike Wahle while following through on his 2nd pass attempt of the game...Chose to forego a recommendation of surgery to place pins in his thumb that would have sidelined him 4-6 weeks to properly heal the bone... Returned after the Packers' bye week to play in Sunday night game at Minnesota (11/2) and threw for 3 TDs, in leading Green Bay to a 30-27 win...Led Packers to win in Wild Card game and advanced to NFC Divisional Playoffs.

**2002** Led Green Bay to its 4th division title and 8th playoff berth in his opening 11 seasons with Green Bay...Chosen **NFL Player of the Year** by *Sports Illustrated*...Was voted to the **Pro Bowl** (as a starter) for the 7th time, though he later was forced to withdraw due to the foot, ankle and knee injuries sustained during the season...For the 2nd year in a row, was the leading vote-getter in fan balloting for the Pro Bowl, picking up 930,270 votes...Named **2nd-Team All-Pro** selection by AP...Led the NFC in passing attempts (551) and completions (341); he also tied for the NFC lead (with the Saints' Aaron Brooks) in TD passes (27)...Played with a knee brace and came back to lead Green Bay to a 24-10 Monday night win against Miami (11/4)...Threw for a score in his 13th consecutive postseason contest to tie Dan Marino's NFL record in Wild Card game vs. Atlanta.

**2001** Earned 6th **Pro Bowl** berth and named **2nd-Team All-Pro**... Named to the **All-Madden Team**...Completed 314-of-510 pass attempts for 3,921 yards (2nd in the NFC) and 32 TDs (tied with 49ers' Jeff Garcia for 2nd in the league)...His 15 INTs was the lowest in a season since he threw only 13 in 1996...Finished 3rd in the NFC (and 4th in the NFL) with a 94.1 passer rating...Named **NFC Offensive Player of the Week** and national **Miller Lite Player of the Week** for his performance against the defending Super Bowl champion Baltimore Ravens (10/14) and led TD drives of 59, 74, 80 and 82 yards.

**2000** Became the 2nd-fastest player in NFL history to reach 250 career TD passes, doing so in the 141st game of his pro career; only Dan Marino, who did so in 128 games, had reached that plateau quicker...Led 4 game-winning comeback efforts inside



Lambeau Field: vs. Philadelphia, San Francisco, Minnesota and Tampa Bay...Passed for 2 TDs, including the game-winning 43-yard loft to Antonio Freeman in OT in 26-20 win vs. Minnesota (11/6) on Monday Night Football.

**1999** Started all 16 games, playing most of the year with a sprained thumb on his throwing hand, an injury initially incurred in a preseason vs. Denver (8/23), when he struck the Broncos' John Mabley on his follow-through...Named **NFC Offensive Player of the Month for September**...Reached 30,000 yards passing in his 126th pro game, vs. Carolina (12/12), to become the (then) 3rd-fastest in league history to ascend to that plateau, only Dan Marino (114) and Warren Moon (125) having done so quicker...Enjoyed his 3rd career 4,000-yard passing season (also 1995 and '98)...Drove Green Bay 82 yards to the winning score in 1:40 vs. Oakland (9/12), finishing his emotional, opening-day heroics with a 1-yard TD pass to TE Jeff Thomason with :11 remaining in 28-24 win and completed 28-of-47 passes for 333 yards and a season-best 4 TDs in Raiders contest, despite playing much of the 2nd half with a badly sprained thumb on his throwing hand, having hit it on the helmet of Oakland's Russell Maryland and aggravating an injury originally suffered during the preseason...Threw a 23-yard TD pass on 4th-and-1 with :12 remaining to cap a 23-20 win against Minnesota (9/26)...Orchestrated his 3rd come-from-behind win in 4 games on his 30th birthday, driving his team 73 yards in just 40 seconds to defeat Tampa Bay (10/10) and threw a looping, 21-yard TD pass to Antonio Freeman with 1:05 remaining in Bucs contest to give Green Bay its final, 26-23 margin of victory...Surpassed Ron Jaworski's all-time QB durability mark by starting in his 117th consecutive game vs. Chicago (11/7).

**1998** Led the NFL in both passing yards (4,212) and completions (347)...Led the Packers to a come-from-behind, 37-30 victory with a signature performance at Carolina (9/27) with 5 TD passes while throwing for a season-best 388 yards (then the 4th-highest total of his pro career), earning national **Miller Lite Player of the Week** honors in the process...Led Packers to Wild Card playoff game at San Francisco.

**1997** Led Green Bay to 2nd straight Super Bowl berth, facing Denver in Super Bowl XXXII...Named the **NFL MVP** and **1st-Team All-Pro** by Associated Press...Named NFC starter in the **Pro Bowl** for the 3rd straight season...Led the Packers to their 3rd straight NFC Central Division title...Finished 3rd in the NFC with a 92.6 passer rating...Led the NFC in completions (304) and passing yards (3,867), finishing 2nd in the NFL in yards...Eclipsed Bart Starr's team record for TD passes of 152, set over a 16-year career in the 4th game of just his 6th season (vs. Minnesota, 9/21)...Became the 2nd-fastest player in NFL history to get to 150 career TD passes, reaching that milestone in his 84th career game, a rate bettered only by Dan Marino (62 games), and (then) the 2nd-fastest to throw for 20,000 career yards when he accomplished the feat in 86 games...In the Packers' 16 regular-season games, he threw at least 2 TD passes in 11 contests and 3-or-more in 6 others...Had an NFL-high 37 completions of 25 yards...Was the only player in the league to have thrown every one of his team's passes until the regular-season finale vs. Buffalo (12/20), when he gave way to Steve Bono after leading the Packers to a 21-0 halftime advantage...Tied the team record and his own career high when he threw 5 TD passes in leading the Packers to 38-32 win vs. Minnesota (9/21), earning **Miller Lite Player of the Week** honors in the process...His 5 scoring throws represented the single-game high by an NFC quarterback during the 1997 season...Earned **NFC Offensive Player of the Week** at New England (10/27)...Completed 15-of-28 passes for 190 yards and a TD, with 2 INTs, in leading Green Bay past Tampa Bay, 21-7, in the Divisional playoff game (1/4/98)...Favre hit on 16-of-27 attempts for 222 yards and a TD without an INT in leading Green Bay to a 23-10 victory over the 49ers in the NFC Championship Game at San Francisco (1/11/98),

triggering the Packers' return to the Super Bowl...Threw 3 TD passes against Denver in SB XXXII at San Diego's Qualcomm Stadium (1/25/98), tying his own postseason best, but it wasn't enough to carry the day against the Broncos, who prevailed 31-24.

**1996** Led Packers to Super Bowl title for the 1st time in 29 years with win over New England in Super Bowl XXXI...Named as the starting QB for the NFC in the **Pro Bowl** for the 2nd straight year...Voted as the **NFL's MVP** by AP for the 2nd year in a row...Earned **Player of the Year** honors from TSN, Football Digest, Miller Lite, the Maxwell Club, the Touchdown Club of Columbus and the Victor Awards...Selected as **Pro Football Performer of the Year** by ESPN's ESPY Awards...Named **NFL Offensive Player of the Year** by PFW, College & Pro Football Newsweekly and the Newspaper Enterprise Association...Selected **NFC Player of the Year** by Football News...Also chosen **NFC Offensive Player of the Year** by United Press International and the Kansas City Committee of 101...Garnered **1st-Team All-Pro** honors from AP, College & Pro Football Newsweekly, Football Digest, PFW/PFWA, TSN, SI and USA Today...Earned **All-NFC** honors from Football News and UPI...Named Newsmaker of the Year by the Wisconsin Newspaper Association, an inaugural award given out to honor someone whose "spirit of service is demonstrated through acts which reflect positively on Wisconsin"...In throwing for 39 TDs, 1 more than he had in 1995, set (then) NFC and Green Bay records for most TD passes in a season for the 2nd straight year...Ranked at the time as the 3rd-highest single-season total in NFL history (behind Marino's 48 in 1984 and 44 in '86)...Led the NFL in TD passes for the 2nd year in a row, thus becoming only the 3rd Packer (Isbell in 1941-42 and Tobin Rote in 1955-56) and 10th player in NFL annals to lead the league in TD passes in consecutive seasons...Threw for an NFC-best 3,899 yards...Was named **NFC Offensive Player of the Week** for his 4-TD performance in season opener at Tampa Bay (9/1)...Named **NFC Offensive Player of the Month for September**, passing for 16 TDs in leading the Packers to a 4-1 record during the month...Led Packers on 3 scoring drives in 2nd half of Niners contest that ended with FGs in the 4th quarter and OT; completed 28 of a team-record 61 passes, including a 59-yard TD throw to Don Beebe...Rounded out the regular season by capturing **NFC Offensive Player of the Week** honors for the 2nd time in '96 as he threw for 3 TDs against Minnesota (12/22)...Set or tied no fewer than 4 club records during the playoffs while completing 44-of-71 passes, a 62.0 percentage, for 617 yards and 5 TDs with only 1 INT for a passer rating of 107.5...Engineered 35-14 Divisional Playoff win over San Francisco (1/4/97), when he completed 11-of-15 passes for 79 yards and a TD...Under frigid conditions, he threw for 292 yards on 19-of-29 passing in the NFC Championship Game at Lambeau Field a week later (1/12/96), with TD tosses to Dorsey Levens (29 yards) and Freeman (6 yards)...In Super Bowl XXXI, he launched the scoring with a 54-yard TD pass to WR Andre Rison on his 1st throw of the game, coming on a called audible, and later found Freeman with a then-Super Bowl-record, 81-yard TD, threw for 246 yards, completing 14-of-27 passes without an INT, in a 35-21 win in Super Bowl XXXI at the Louisiana Superdome in New Orleans, returning the Lombardi Trophy to Green Bay.

**1995** Earned **NFL Most Valuable Player** awards from AP, PFWA, PFW and SI...Selected to start in the **Pro Bowl** for the initial time after 2 appearances as a reserve...Named **Player of the Year** by TSN, Football Digest, Miller Lite, the Maxwell Club and the Touchdown Club of Columbus...Selected as **Pro Football Performer of the Year** by ESPN's ESPY Awards...Named **NFL Offensive Player of the Year** by AP, PFW and College & Pro Football Newsweekly...Selected **NFC Player of the Year** by Football News and the Touchdown Club of Columbus...Named **NFC Offensive Player of the Year** by UPI and the Kansas City Committee of 101...Received **1st-Team All-Pro** honors from AP,

College & Pro Football Newsweekly, Football Digest, PFW/PFWA, TSN, SI and USA Today...Garnered **All-NFC** honors from Football News and UPI...Presented **NFL QB of the Year** honors by the National Quarterback Club...Lauded as Wisconsin Sports Person of the Year by Wisconsin Sports Authority/Milwaukee Pen & Mike Club...Became only the 3rd 4,000-yard passer in team history... Finished the season with an NFL-best 4,413 passing yards, the 2nd-highest total in team history and only 45 yards shy of Dickey's team record 4,458 (1983)...Became the 1st player in team history to post 4 3,000-yard passing seasons, achieved in 4 consecutive seasons...Earned his 1st-ever **NFC Offensive Player of the Week** honor with an outstanding performance in initial game against Minnesota (10/22), tying a then-career high with 4 TD passes in leading the Packers to a 38-21 win, going 22-of-43 for 295 yards without an INT against the Vikings...Saluted as NFL's recipient of the **Extra Effort Award** for the month of October...Suffered a severely sprained left ankle late in 2nd quarter of rematch at Minnesota (11/5), an injury which later would require offseason surgery (2/27/96) to remove several bone chips and 1 large spur... Left Vikings game for the remainder of the 1st half, then played 3 series in the 2nd half before the injury hindered his play and he gave way to Detmer...Had arguably his best performance as a professional the following week in a rematch with Chicago (11/12) when, not knowing until late in the week if he was even going to play due to the severely sprained ankle, he threw for a career-high and team-record tying 5 TD passes to lead the Packers to a key 35-28 victory over the Bears and was named **NFC Offensive Player of the Week** (for the 2nd time in 4 weeks) after completing 25-of-33 passes for 336 yards with no INTs against Chicago, giving him a (then) career-high single-game passer rating of 147.2... Named **NFC Offensive Player of the Month** for December, passing for 1,233 yards on 102 completions in 151 attempts with 10 TDs and only 2 INTs (109.0 passer rating) in directing Green Bay to 3 victories during the month...Led Packers to a 37-20 NFC Wild Card victory over Atlanta in Lambeau Field (12/31), presiding over scoring drives of 85, 78 and 70 yards...Was even more precise in a Divisional playoff at San Francisco (1/6/96), hitting on 21-of-28 passes (for a team postseason record completion percentage of 75.0) for 299 yards and 2 TDs, with no INTs in directing the Packers to a 27-17 triumph over the favored 49ers, the defending Super Bowl champions...Named **NFL Offensive Player of the Week** for his performance vs. the 49ers...Completed 21-of-39 attempts for 307 yards and 3 TDs, with 2 INTs, in the NFC Championship Game at Dallas (1/14/96), the Packers' first such appearance since 1967.

**1994** Finished 2nd in the NFL (behind only Steve Young of San Francisco's Super Bowl champion 49ers) with a passer rating of 90.7...Ranked 3rd in the NFC in passing yards with 3,882... Ended season 2nd in the NFL with 33 TD passes, which also represented a Green Bay record at the time, surpassing the 32 of Dickey in 1983...Produced the Packers' biggest play of the year in the 2nd-to-last game of the regular season with Green Bay needing a victory to keep its playoff hopes alive, he engineered a come-from-behind, 67-yard drive in the final 1:58 against Atlanta (12/18), capping the march with his diving, 9-yard TD run into the right corner of the end zone with only :14 remaining in the game to give the Packers a 21-17 win in the Packers' final game at Milwaukee County Stadium...Played one of the finest games of his early career in 30-3 win over Tampa Bay (9/25), earning **Miller Lite Player of the Week** honors as he completed 30-of-39 passes for 306 yards and 3 TDs, with no INTs...Threw a TD pass in 9 straight games, the final 3 regular-season contests of '93 plus the 1st 6 games of '94, until the streak was broken at Minnesota (10/20) when he left the game after the 1st quarter with a severely bruised left hip, the 1st time since he became the starting QB early in 1992 that he had been forced to leave due to injury...Played a key role in

the Packers' 16-12 NFC Wild Card victory over Detroit at Lambeau Field (12/31)...Hit on 18-of-35 attempts for 211 yards, with 1 INT, in Divisional playoff loss at Dallas (1/8/95).

**1993** Played in the **Pro Bowl** as a reserve when the Giants' Phil Simms could not take part due to a shoulder problem...Started all 16 games, 1 of only 7 NFL QBs to do so...His 3,303 passing yards were 2nd in the NFC to Young (6th in the NFL)...Threw for 402 yards at Chicago (12/5) - the 3rd most in team history (behind Dickey's 418 vs. Tampa Bay in 1980 and Don Horn's 410 vs. the Cardinals in 1969) and also represented the 1st 300- and 400-yard passing games of Favre's career...Pulled off one of the most spectacular plays in team history in NFC Wild Card playoff at Detroit (1/8/94)...With the Packers trailing 24-21 in the final minute, he scrambled out of the pocket to his left, found an open Sterling Sharpe in the open and unleashed an across-the-body throw from extreme left to extreme right; Sharpe ran under the ball in the end zone with :55 left in the game and the Packers became 28-24 winners...Threw 2 more TD passes in losing effort (27-17) in Divisional playoff at Dallas the following week (1/16/94).

**1992** Named as the 3rd QB for the NFC **Pro Bowl** squad after finishing 5th among conference passers with an 85.3 overall rating...At the time, was the youngest quarterback ever to play in AFC-NFC Pro Bowl (since 1971) at 23 years, 3 months, 28 days of age...Acquired from Atlanta by then-Packers General Manager Ron Wolf for a 1st-round draft selection in an offseason trade (2/10)...Helped Green Bay to its 2nd-best record in 20 years (9-7), soaring from designated backup to Pro Bowler in just 3 months... Beginning the 1992 season as the understudy to incumbent Don Majkowski, he was hastily summoned from the bench to replace an injured Majkowski (ankle) in the 1st quarter of Game 3 vs. Cincinnati (9/20) and led the Packers to a come-from-behind, 24-23 victory over the Bengals, forged by way of a 35-yard scoring pass to WR Kitrick Taylor with only 13 seconds remaining in the game...He went on to compile an 8-5 record as a starter... His 302 completions tied him with Troy Aikman of Super Bowl champion Dallas for 1st-place honors in NFC...Ranked 2nd in the conference (to Steve Young) with his 64.12 passing percentage, which broke Starr's Green Bay single-season record of 63.74, set in 1968...Became only the 4th Packers QB to pass for over 3,000 yards in a season...Did not play vs. Minnesota in regular-season opener (9/6), but saw action in 2nd-half relief role the next week at Tampa Bay (9/13), completing 8-of-14 passes for 73 yards... Engineered 2 TD drives in last 8:00 of the game to pull out 24-23 victory over Cincinnati (9/20) after relieving injured Majkowski in opening quarter, he threw for a season-high 289 yards and had 2 TDs against Bengals on 22-of-39 passing, throwing 1st career TD pass to Sharpe for a 5-yard score...Made 1st NFL start vs. Pittsburgh (9/27) and responded by completing 14-of-19 passes for 210 yards and 2 TDs, including a 76-yarder to Sharpe, with no INTs...Staged an inspired performance vs. Philadelphia (11/15), leading the Packers to a 27-24, come-from-behind victory despite suffering a 1st-degree separation of his left (non throwing) shoulder early in the game.

**1991** Was a 2nd-round draft selection by the Falcons (33rd overall and 3rd QB, after Dan McGwire and Todd Marinovich)...Completed 14-of-32 passes for 160 yards and 2 TDs with 1 INT, in the pre-season...Active for 3 games during the regular season, he played in 2 vs. LA Rams (10/27) and at Washington (11/10), officially attempting 4 incomplete passes in Redskins contest...After the 2004 season, Elias Sports Bureau changed Favre's official passing attempts for that Washington game; in researching Favre's early career, viewing a tape of the CBS broadcast, Elias determined that Favre actually threw 4 passes in the game (the RFK Stadium press box had mistakenly credited him with 5 attempts in hand-written statistics).

**COLLEGE** Led his Southern Mississippi team to 29 victories, including 2 bowl wins, during 4 varsity seasons (1987-90), and climaxed his collegiate career by earning a Most Valuable Player award in the East-West Shrine game...Set school records for passing yards (8,193), pass attempts (1,234), completions (656), passing percentage (53.0) and TDs (55), with only 35 INTs..Overcame injuries in a serious summer car accident prior to his senior year to lead his team to an 8-3 record and just 8 points from an undefeated season...Suffered internal injuries in the accident on 7/14/90, he subsequently had 30 inches of his intestines surgically removed 24 days later (8/7/90)...Shocked his coaches and teammates by returning to the starting lineup a month later (9/8/90) and escorting the Golden Eagles to an upset over Alabama...Was MVP of All-American Bowl at conclusion of senior year...Became starter at Southern Miss in 3rd game of his freshman season...Had the No. 4 jersey he had worn at Southern Mississippi retired in September of 1993.

**PREP** Earned 5 letters in baseball (he led team in batting all 5 seasons) and 3 in football at Hancock North Central High School in Kiln, where his late father, Irvin, was his coach...Played QB and SS, also serving as P and PK...Played in Mississippi High School All Star game following senior season.

**FAVRE'S CAREER STATISTICS**

Year	GP/GS	Att.	Comp.	Pct.	Yards	Yds/Att	TD	INT	LG	Sk/Yds	Rating
1991 (Atl)	2 /0	4	0	0.0	0	0.0	0	2	-	1/11	0.0
1992 (GB)	15/13	471	302	64.1	3,227	6.9	18	13	76t	34/208	85.3
1993 (GB)	16/16	522	318	60.9	3,303	6.3	19	24	66t	30/199	72.2
<i>Playoffs</i>	<i>2/2</i>	<i>71</i>	<i>43</i>	<i>60.6</i>	<i>535</i>	<i>7.5</i>	<i>5</i>	<i>3</i>	<i>48</i>	<i>2/4</i>	<i>89.8</i>
1994 (GB)	16/16	582	363	62.4	3,882	6.7	33	14	49	31/188	90.7
<i>Playoffs</i>	<i>2/2</i>	<i>73</i>	<i>41</i>	<i>56.2</i>	<i>473</i>	<i>6.5</i>	<i>0</i>	<i>1</i>	<i>59</i>	<i>2/15</i>	<i>70.2</i>
1995 (GB)	16 /16	570	359	63.0	4,413	7.7	38	13	99t	33 /217	99.5
<i>Playoffs</i>	<i>3/3</i>	<i>102</i>	<i>66</i>	<i>64.7</i>	<i>805</i>	<i>7.9</i>	<i>8</i>	<i>2</i>	<i>73t</i>	<i>6/41</i>	<i>106.9</i>
1996 (GB)	16 /16	543	325	59.9	3,899	7.2	39	13	80t	40 /241	95.8
<i>Playoffs</i>	<i>3/3</i>	<i>71</i>	<i>44</i>	<i>62.0</i>	<i>617</i>	<i>8.7</i>	<i>5</i>	<i>1</i>	<i>81t</i>	<i>7/60</i>	<i>107.5</i>
1997 (GB)	16 /16	513	304	59.3	3,867	7.5	35	16	74	25 /176	92.6
<i>Playoffs</i>	<i>3/3</i>	<i>97</i>	<i>56</i>	<i>57.7</i>	<i>668</i>	<i>6.9</i>	<i>5</i>	<i>3</i>	<i>40</i>	<i>6/23</i>	<i>83.2</i>
1998 (GB)	16 /16	551	347	63.0	4,212	7.6	31	23	84t	38 /223	87.8
<i>Playoffs</i>	<i>1/1</i>	<i>35</i>	<i>20</i>	<i>57.1</i>	<i>292</i>	<i>8.3</i>	<i>2</i>	<i>2</i>	<i>47</i>	<i>1/10</i>	<i>79.7</i>
1999 (GB)	16 /16	595	341	57.3	4,091	6.9	22	23	74t	35 /223	74.7
2000 (GB)	16 /16	580	338	58.3	3,812	6.6	20	16	67t	33 /236	78.0
2001 (GB)	16 /16	510	314	61.6	3,921	7.7	32	15	67t	22 /151	94.1
<i>Playoffs</i>	<i>2/2</i>	<i>73</i>	<i>48</i>	<i>65.8</i>	<i>550</i>	<i>7.5</i>	<i>4</i>	<i>7</i>	<i>51</i>	<i>3/23</i>	<i>67.0</i>
2002 (GB)	16 /16	551	341	61.9	3,658	6.6	27	16	85t	26 /188	85.6
<i>Playoffs</i>	<i>1/1</i>	<i>42</i>	<i>20</i>	<i>47.6</i>	<i>247</i>	<i>5.9</i>	<i>1</i>	<i>2</i>	<i>37</i>	<i>2/14</i>	<i>54.4</i>
2003 (GB)	16 /16	471	308	65.4	3,361	7.1	32	21	66t	19 /137	90.4
<i>Playoffs</i>	<i>2/2</i>	<i>66</i>	<i>41</i>	<i>62.1</i>	<i>499</i>	<i>7.6</i>	<i>3</i>	<i>1</i>	<i>44</i>	<i>1/9</i>	<i>94.2</i>
2004 (GB)	16 /16	540	346	64.1	4,088	7.6	30	17	79t	12 /93	92.4
<i>Playoffs</i>	<i>1/1</i>	<i>33</i>	<i>22</i>	<i>66.7</i>	<i>216</i>	<i>6.5</i>	<i>1</i>	<i>4</i>	<i>28</i>	<i>2/15</i>	<i>55.4</i>
2005 (GB)	16 /16	607	372	61.3	3,881	6.4	20	29	59	24 /170	70.9
2006 (GB)	16 /16	613	343	56.0	3,885	6.3	18	18	82t	21 /134	72.7
2007 (GB)	16 /16	535	356	66.5	4,155	7.8	28	15	82t	15 /93	95.7
<i>Playoffs</i>	<i>2/2</i>	<i>58</i>	<i>37</i>	<i>63.8</i>	<i>409</i>	<i>7.1</i>	<i>5</i>	<i>2</i>	<i>90t</i>	<i>1/0</i>	<i>99.0</i>
2008 (NYJ)	16 /16	522	343	65.7	3,472	6.7	22	22	56t	30 /213	81.0
2009 (Minn)	16/16	531	363	68.4	4,202	7.9	33	7	63	34/247	107.2
<i>Playoffs</i>											
<b>Total</b>	<b>289 /285</b>	<b>9,811</b>	<b>6,083</b>	<b>62.0</b>	<b>69,329</b>	<b>7.1</b>	<b>497</b>	<b>317</b>	<b>99t</b>	<b>503 /3,348</b>	<b>86.6</b>
<i>Playoffs</i>	<i>22/22</i>	<i>721</i>	<i>438</i>	<i>60.8</i>	<i>5,311</i>	<i>7.4</i>	<i>39</i>	<i>28</i>	<i>90t</i>	<i>33/214</i>	<i>85.2</i>

Record as Starter (regular/playoffs): 169-100/12-10; 8-5 in 1992, 9-7/1-1 in 1993, 9-7/1-1 in 1994, 11-5/2-1 in 1995, 13-3/3-0 in 1996, 13-3/2-1 in 1997, 11-5/0-1 in 1998, 8-8 in 1999, 9-7 in 2000, 12-4/1-1 in 2001, 12-4/0-1 in 2002, 10-6/1-1 in 2003, 10-6/0-1 in 2004, 4-12 in 2005, 8-8 in 2006, 13-3/1-1 in 2007, 9-7 in 2008, 12-4 in 2009.

**RUSHING**

Year	Att.	Yards	Avg.	LG	TD
1992	47	198	4.2	19	1
1993	58	216	3.7	27	1
1994	42	202	4.8	36t	2
1995	39	181	4.6	40	3
1996	49	136	2.8	23	2
1997	58	187	3.2	16	1
1998	40	133	3.3	35	1
1999	28	142	5.1	20	0
2000	27	108	4.0	18	0
2001	38	56	1.5	14	1
2002	25	73	2.9	17	0
2003	18	15	0.8	7	0
2004	16	36	2.3	17	0
2005	18	62	3.4	20	0
2006	23	29	1.3	14	1
2007	29	12	0.4	21	0
2008	21	43	2.0	27	1
2009	9	7	0.8	4	0
<b>Totals</b>	<b>585</b>	<b>1,836</b>	<b>3.1</b>	<b>40</b>	<b>14</b>

### SINGLE-GAME CAREER HIGHS

Attempts .....61 .....vs. San Francisco (10/14/96)  
Completions.....36 .....at Chicago (12/5/93)  
Passing Yards.....402 .....at Chicago (12/5/93)  
TD Passes .....6 .....vs. Arizona (9/28/08)  
Long Pass .....99t .....vs. Chicago 9/11/95  
Highest QB Rating.....154.9 .....at Oakland (12/22/03)  
Rushing Attempts .....7 .....@ Oakland, 11/4/07  
Rushing Yards .....58 .....at Chicago, 10/31/94  
Long Rush .....40 .....vs. Jacksonville, 9/24/95  
Rushing TDs.....2 .....vs. Dallas, 10/8/95

### SINGLE GAME PASS ATTEMPTS

61..... vs. San Francisco (10/14/96)  
58..... at Chicago (12/4/05)  
55..... vs. New Orleans (9/17/06)  
54..... at Chicago (12/5/93)  
51..... vs. Miami (9/11/94)  
51..... vs. St. Louis (9/3/95)  
51..... at Carolina (12/25/05)  
51..... at Pittsburgh (10/25/09)

### SINGLE GAME PASS COMPLETIONS

36..... at Chicago (12/5/93)  
34..... at Pittsburgh (10/25/09)  
33..... at Atlanta (10/4/92)  
33..... at Houston (11/21/04)  
33..... vs. Minnesota (11/11/07)  
32..... vs. Cleveland (9/18/05)  
32..... at Minnesota (9/30/07)  
32..... vs. Chicago (11/29/09)

### SINGLE GAME PASSING YARDS

402..... at Chicago (12/5/93)  
399..... at Oakland (12/22/03)  
395..... vs. San Francisco (10/14/96)  
392..... vs. Chicago (11/29/09)  
390..... vs. Tampa Bay (10/10/99)  
388..... at Carolina (9/27/98)

### SINGLE GAME TOUCHDOWN PASSES

6..... vs. Arizona (9/28/08)  
5..... vs. Chicago (11/12/95)  
5..... vs. Minnesota (9/21/97)  
5..... at Carolina (9/27/98)

### SINGLE GAME PASSER RATING

154.9..... at Oakland (12/22/03)  
148.7..... vs. NY Giants (1/3/10)  
147.2..... vs. Chicago (11/12/95)  
143.6..... vs. Tampa Bay (11/26/95)  
142.8..... at New Orleans (12/16/95)  
142.6..... vs. Tennessee (12/20/98)

### LONGEST PASSES

99t at Chicago (9/22/95)..... to Robert Brooks  
90t vs. NY Giants (1/20/08)\* ..... to Donald Driver  
85t at Chicago (10/7/02)..... to Donald Driver  
84t vs. Detroit (9/6/98)..... to Antonio Freeman  
84t at Minnesota (11/17/02) ..... to Donald Driver  
82t at Minnesota (11/12/06) ..... to Donald Driver  
82t at Denver (10/29/07) ..... to Greg Jennings  
\*playoffs

**CAREER GAME-BY-GAME**

1991 ATLANTA	Att	Cmp	Yds	Pct	TD	INT	Lg	Sk	Rtg
10/27 L.A. Rams	0	0	0	0.0	0	0	0	0	0.0
11/10 @ Washington	4	0	0	0.0	0	2	0	1	0.0
<b>TOTALS</b>	<b>4</b>	<b>0</b>	<b>0</b>	<b>0.0</b>	<b>0</b>	<b>2</b>	<b>0</b>	<b>1</b>	<b>0.0</b>

1992 GREEN BAY	Att	Cmp	Yds	Pct	TD	INT	Lg	Sk	Rtg
9/13 @ Tampa Bay	14	8	73	57.1	0	1	20	4	41.7
9/20 Cincinnati	39	22	289	56.4	2	0	42	5	97.1
9/27 Pittsburgh	19	14	210	73.7	2	0	76t	2	144.6
10/4 @ Atlanta	43	33	276	76.7	1	1	24	2	90.8
10/18 @ Cleveland	33	20	223	60.6	0	0	21	2	80.7
10/25 Chicago	37	20	214	54.1	1	1	45	4	69.0
11/1 @ Detroit	37	22	212	59.5	2	0	30t	2	93.5
11/7 @ N.Y. Giants	44	27	279	61.4	0	3	43	1	51.2
11/15 Philadelphia	33	23	275	69.7	2	2	34	2	89.8
11/22 @ Chicago	24	16	209	66.7	1	0	49t	1	107.8
11/29 Tampa Bay	41	26	223	63.4	1	0	27	1	85.7
12/6 Detroit	19	15	214	78.9	3	0	65t	1	153.2
12/13 @ Houston	30	19	155	63.3	1	1	21	3	73.6
12/20 L.A. Rams	23	14	188	60.9	2	1	43	3	97.7
12/27 @ Minnesota	35	23	187	65.7	0	3	29	1	43.4
<b>TOTALS</b>	<b>471</b>	<b>302</b>	<b>3,227</b>	<b>64.1</b>	<b>18</b>	<b>13</b>	<b>76t</b>	<b>34</b>	<b>85.3</b>

1993 GREEN BAY	Att	Cmp	Yds	Pct	TD	INT	Lg	Sk	Rtg
9/5 L.A. Rams	29	19	264	65.5	2	1	50t	3	103.2
9/12 Philadelphia	24	12	111	50.0	2	2	28	1	56.1
9/26 @ Minnesota	31	20	150	64.5	0	2	16	0	49.1
10/3 @ Dallas	37	21	174	56.8	0	0	20	1	69.0
10/10 Denver	32	20	235	62.5	1	3	66t	0	56.1
10/24 @ Tampa Bay	35	20	268	57.1	4	1	51	2	107.8
10/31 Chicago	24	15	136	62.5	1	1	21t	2	74.3
11/8 @ Kansas City	34	20	213	58.8	1	3	35t	4	50.2
11/14 @ New Orleans	32	18	150	56.3	1	0	54	6	78.9
11/21 Detroit	33	24	259	72.7	0	2	36	1	70.1
11/28 Tampa Bay	36	23	159	63.9	1	0	28	2	83.0
12/5 @ Chicago	54	36	402	66.7	2	3	34	1	77.9
12/12 @ San Diego	23	13	146	56.5	0	1	25	2	57.5
12/19 Minnesota	33	20	256	60.6	2	1	42	1	92.5
12/26 L.A. Raiders	28	14	190	50.0	1	0	26	2	83.9
1/2/94 @ Detroit	37	23	190	62.2	1	4	39t	2	44.7
<b>TOTALS</b>	<b>522</b>	<b>318</b>	<b>3,303</b>	<b>60.9</b>	<b>19</b>	<b>24</b>	<b>66t</b>	<b>30</b>	<b>72.2</b>

PLAYOFFS	Att	Cmp	Yds	Pct	TD	INT	Lg	Sk	Rtg
1/8/94 @ Detroit	26	15	204	57.7	3	1	40t	0	105.3
1/16/94 @ Dallas	45	28	331	62.2	2	2	48	2	80.9
<b>TOTALS</b>	<b>71</b>	<b>43</b>	<b>535</b>	<b>60.6</b>	<b>5</b>	<b>3</b>	<b>48</b>	<b>2</b>	<b>89.8</b>

1994 GREEN BAY	Att	Cmp	Yds	Pct	TD	INT	Lg	Sk	Rtg
9/4 Minnesota	36	22	185	61.1	1	0	24	3	83.7
9/11 Miami	51	31	362	60.8	2	1	35	4	87.2
9/18 @ Philadelphia	45	24	280	53.3	1	2	48	6	61.3
9/25 Tampa Bay	39	30	306	76.9	3	0	36	0	124.5
10/2 @ New England	47	25	294	53.2	1	2	38	4	61.8
10/9 L.A. Rams	41	25	222	61.0	1	1	26	2	73.4
10/20 @ Minnesota	10	6	32	60.0	0	1	7	1	25.8
10/31 @ Chicago	15	6	82	40.0	1	0	22	0	80.4
11/6 Detroit	36	24	237	66.7	3	1	28t	1	101.3
11/13 N.Y. Jets	28	20	183	71.4	2	0	17t	1	112.6
11/20 @ Buffalo	40	22	214	55.0	3	1	29t	1	84.8

11/24 @ Dallas	40	27	257	67.5	4	0	36t	2	118.4
12/4 @ Detroit	43	29	366	67.4	3	2	47t	1	97.6
12/11 Chicago	31	19	250	61.3	3	1	35	2	105.6
12/18 Atlanta	44	29	321	65.9	2	1	40	2	93.1
12/24 @ Tampa Bay	36	24	291	66.7	3	1	49	1	107.5
<b>TOTALS</b>	<b>582</b>	<b>363</b>	<b>3,882</b>	<b>62.4</b>	<b>33</b>	<b>14</b>	<b>49</b>	<b>31</b>	<b>90.7</b>

PLAYOFFS	Att	Cmp	Yds	Pct	TD	INT	Lg	Sk	Rtg
12/31 Detroit	38	23	262	60.5	0	0	33	1	81.3
1/8/95 @ Dallas	35	18	211	51.4	0	1	59	1	58.2
<b>TOTALS</b>	<b>73</b>	<b>41</b>	<b>473</b>	<b>56.2</b>	<b>0</b>	<b>1</b>	<b>59</b>	<b>2</b>	<b>70.2</b>

1995 GREEN BAY	Att	Cmp	Yds	Pct	TD	INT	Lg	Sk	Rtg
9/3 St. Louis	51	29	299	56.9	2	3	29	4	62.5
9/11 @ Chicago	37	21	312	56.8	3	1	99t	2	100.3
9/17 N.Y. Giants	25	14	141	56.0	2	0	19t	4	98.9
9/24 @ Jacksonville	30	20	202	66.7	2	1	29t	2	94.0
10/8 @ Dallas	41	21	295	51.2	1	1	30	0	72.7
10/15/ Detroit	34	23	342	67.6	2	0	35	2	120.0
10/22 Minnesota	43	22	295	51.2	4	0	32	3	104.3
10/29 @ Detroit	43	26	304	60.5	1	3	77t	1	60.6
11/5 @ Minnesota	30	17	177	56.7	0	2	21	4	46.1
11/12 Chicago	33	25	336	75.8	5	0	44t	3	147.2
11/19 @ Cleveland	28	23	210	82.1	3	0	27	2	133.6
11/26 Tampa Bay	24	16	267	66.7	3	0	54t	1	143.6
12/3 Cincinnati	43	31	339	72.1	3	1	29	1	108.6
12/10 @ Tampa Bay	46	27	285	58.7	1	1	35	0	75.0
12/16 @ New Orleans	30	21	308	70.0	4	0	40t	2	142.8
12/24 Pittsburgh	32	23	301	71.9	2	0	28	2	122.0
<b>TOTALS</b>	<b>570</b>	<b>359</b>	<b>4,413</b>	<b>63.0</b>	<b>38</b>	<b>13</b>	<b>99t</b>	<b>33</b>	<b>99.5</b>

PLAYOFFS	Att	Cmp	Yds	Pct	TD	INT	Lg	Sk	Rtg
12/31 Atlanta	35	24	199	68.6	3	0	20	1	111.5
1/6/96 @ San Francisco	28	21	299	75.0	2	0	53	1	132.9
1/14/96 @ Dallas	39	21	307	53.8	3	2	73t	4	84.0
<b>TOTALS</b>	<b>102</b>	<b>66</b>	<b>805</b>	<b>64.7</b>	<b>8</b>	<b>2</b>	<b>73t</b>	<b>6</b>	<b>106.9</b>

1996 GREEN BAY	Att	Cmp	Yds	Pct	TD	INT	Lg	Sk	Rtg
9/1 @ Tampa Bay	27	20	247	74.1	4	0	51t	1	141.5
9/9 Philadelphia	31	17	261	54.8	3	0	38	1	115.1
9/15 San Diego	33	22	231	66.7	3	1	32	2	104.5
9/22 @ Minnesota	27	14	198	51.9	2	1	80t	7	85.1
9/29 @ Seattle	34	20	209	58.8	4	0	28	2	115.9
10/6 @ Chicago	27	18	246	66.7	4	1	50t	2	119.8
10/14 San Francisco	61	28	395	45.9	1	2	59t	2	59.1
10/27 Tampa Bay	31	19	178	61.3	0	1	26	2	63.6
11/3 Detroit	35	24	281	68.6	4	1	65t	4	118.9
11/10 @ Kansas City	49	27	314	55.1	2	1	49	4	79.8
11/18 @ Dallas	37	21	194	56.8	1	0	25	4	80.2
11/24 @ St. Louis	38	25	192	65.8	2	2	14	1	73.6
12/1 Chicago	27	19	231	70.4	1	0	41	2	108.7
12/8 Denver	38	20	280	52.6	4	2	51t	1	89.8
12/15 @ Detroit	25	16	240	64.0	1	1	40	3	92.1
12/22 Minnesota	23	15	202	65.2	3	0	37	2	132.6
<b>TOTALS</b>	<b>543</b>	<b>325</b>	<b>3,899</b>	<b>59.9</b>	<b>39</b>	<b>13</b>	<b>80t</b>	<b>40</b>	<b>95.8</b>

PLAYOFFS	Att	Cmp	Yds	Pct	TD	INT	Lg	Sk	Rtg
1/4/97 San Francisco	15	11	79	73.3	1	0	18	1	107.4
1/12/97 Carolina	29	19	292	65.5	2	1	66	1	107.3
1/26/97 New England	27	14	246	51.9	2	0	81t	5	107.9
<b>TOTALS</b>	<b>71</b>	<b>44</b>	<b>617</b>	<b>62.0</b>	<b>5</b>	<b>1</b>	<b>81t</b>	<b>7</b>	<b>107.5</b>



11/17	@ Minnesota	43	24	296	55.8	2	3	84t	0	63.7	10/3	@ Carolina	47	28	303	59.6	4	1	32	1	98.1											
11/24	@ Tampa Bay	38	20	196	52.6	1	4	30	3	36.6	10/9	New Orleans	27	19	215	70.4	3	0	51	0	130.9											
12/1	Chicago	42	24	221	57.1	2	1	42	1	77.6	10/23	@ Minnesota	36	28	315	77.8	2	0	44	0	121.6											
12/8	Minnesota	32	22	214	68.8	2	1	40t	1	95.1	10/30	@ Cincinnati	39	26	279	66.7	1	5	28	1	56.4											
12/15	@ San Francisco	33	25	201	75.8	1	0	23	1	100.7	11/6	Pittsburgh	35	20	214	57.1	0	1	25	1	63.3											
12/22	Buffalo	33	15	114	45.5	1	2	20	2	39.2	11/13	@ Atlanta	39	26	252	66.7	1	1	21	1	82.4											
12/29	@ N.Y. Jets	33	16	172	48.5	1	1	23	1	61.7	11/21	Minnesota	33	20	227	60.6	2	2	53t	2	76.2											
<b>TOTALS</b>		<b>551</b>	<b>341</b>	<b>3,658</b>	<b>61.9</b>	<b>27</b>	<b>16</b>	<b>85t</b>	<b>26</b>	<b>85.6</b>	11/27	@ Philadelphia	33	15	171	45.5	1	2	23	1	46.4											
<b>PLAYOFFS</b>																																
1/4/03	Atlanta	42	20	247	47.6	1	2	37	2	54.4	12/4	@ Chicago	58	31	277	53.4	0	2	27	2	52.2											
<b>2003 GREEN BAY</b>																																
9/7	Minnesota	41	25	248	61.0	1	4	24t	1	46.6	12/11	Detroit	31	21	170	67.7	0	1	19	3	67.9											
9/14	Detroit	28	15	132	53.6	2	1	19	0	75.3	12/19	@ Baltimore	29	14	144	48.3	0	2	31	0	34.3											
9/21	@ Arizona	33	23	245	69.7	1	1	34	0	88.6	12/25	Chicago	51	30	317	58.8	0	4	56	2	44.3											
9/29	@ Chicago	29	21	179	72.4	3	1	24	0	108.3	1/1/06	Seattle	37	21	259	56.8	1	1	59	3	76.3											
10/5	Seattle	25	19	185	76.0	2	0	34t	1	122.9	<b>TOTALS</b>		<b>607</b>	<b>372</b>	<b>3,881</b>	<b>61.3</b>	<b>20</b>	<b>29</b>	<b>59</b>	<b>24</b>	<b>70.9</b>											
10/12	Kansas City	36	25	272	69.4	2	1	36	3	98.4	<b>2006 GREEN BAY</b>																					
10/19	@ St. Louis	32	23	268	71.9	2	1	26	1	104.7	9/10	Chicago	29	15	170	51.7	0	2	25	3	40.9											
11/2	@ Minnesota	28	18	194	64.3	3	1	27	1	105.4	9/17	New Orleans	55	31	340	56.4	3	1	48	2	85.4											
11/10	Philadelphia	22	14	109	63.6	1	1	24t	4	72.0	9/24	@ Detroit	36	25	340	69.4	3	0	75t	0	127.1											
11/16	@ Tampa Bay	28	13	92	46.4	1	1	23	0	51.5	10/2	@ Philadelphia	44	22	205	50.0	0	2	30	0	44.2											
11/23	San Francisco	5	10	138	66.7	2	3	66t	1	96.0	10/8	St. Louis	39	22	220	56.4	1	0	46t	2	81.1											
11/27	@ Detroit	37	23	296	62.2	2	3	45t	4	71.5	10/22	@ Miami	35	19	206	54.3	2	0	34t	2	90.9											
12/7	Chicago	33	22	210	66.7	1	1	22t	0	81.6	10/29	Arizona	25	17	180	68.0	1	0	23	0	102.1											
12/14	@ San Diego	33	23	278	69.7	4	1	40t	0	122.2	11/5	@ Buffalo	47	28	287	59.6	1	2	25	2	66.5											
12/22	@ Oakland	30	22	399	73.3	4	0	47	1	154.9	11/12	@ Minnesota	42	24	347	57.1	2	0	82t	0	100.0											
12/2	Denver	21	12	116	57.1	1	1	20	2	68.8	11/19	New England	15	5	73	33.3	0	0	38	2	50.1											
<b>TOTALS</b>		<b>471</b>	<b>308</b>	<b>3,361</b>	<b>65.4</b>	<b>32</b>	<b>21</b>	<b>66t</b>	<b>19</b>	<b>90.4</b>	11/27	@ Seattle	36	22	266	61.1	1	3	48t	1	58.3											
<b>PLAYOFFS</b>																																
1/4/04	Seattle	38	26	319	68.4	1	0	44	0	102.9	12/3	N.Y. Jets	47	24	214	51.1	1	2	20t	2	53.0											
1/11/04	@ Philadelphia	28	15	180	53.6	2	1	44	1	82.4	12/10	@ San Francisco	34	22	293	64.7	2	0	68t	1	111.5											
<b>TOTALS</b>		<b>66</b>	<b>41</b>	<b>499</b>	<b>62.1</b>	<b>3</b>	<b>1</b>	<b>44</b>	<b>1</b>	<b>94.2</b>	12/17	Detroit	37	20	174	54.1	0	3	21	1	32.9											
<b>2004 GREEN BAY</b>																																
9/13	@ Carolina	22	15	143	68.2	1	0	24	2	101.1	12/21	Minnesota	50	26	285	52.0	0	2	36	1	52.5											
9/1	Chicago	42	24	252	57.1	1	2	44	0	62.8	12/31	@ Chicago	42	21	285	50.0	1	1	35	2	70.0											
9/26	@ Indianapolis	44	30	360	68.2	4	0	79t	1	123.3	<b>TOTALS</b>		<b>613</b>	<b>343</b>	<b>3,885</b>	<b>56.0</b>	<b>18</b>	<b>18</b>	<b>82t</b>	<b>21</b>	<b>72.7</b>											
10/3	N.Y. Giants	18	12	110	66.7	1	1	28t	0	78.5	<b>2007 GREEN BAY</b>																					
10/11	Tennessee	44	24	338	54.5	2	3	57	0	66.3	9/9	Philadelphia	42	23	206	54.8	0	1	22	4	58.2											
10/17	@ Detroit	38	25	257	65.8	2	0	50	0	102.6	9/16	@ N.Y. Giants	38	29	286	76.3	3	1	46	1	112.4											
10/24	Dallas	29	23	258	79.3	2	0	44	1	126.7	9/23	San Diego	45	28	369	62.2	3	0	57t	2	110.3											
10/31	@ Washington	32	20	289	62.5	1	3	48	1	63.2	9/30	@ Minnesota	45	32	344	71.1	2	0	36	1	108.0											
11/14	Minnesota	29	20	236	69.0	4	0	50t	0	133.0	10/7	Chicago	40	29	322	72.5	1	2	41t	1	83.5											
11/21	@ Houston	50	33	383	66.0	1	2	50	0	79.0	10/14	Washington	37	19	188	51.4	0	2	60	2	43.5											
11/29	St. Louis	27	18	215	66.7	3	0	29	0	127.9	10/29	@ Denver	27	21	331	77.8	2	0	82t	1	142.4											
12/5	@ Philadelphia	29	14	131	48.3	0	2	31	3	32.4	11/4	@ Kansas City	34	24	360	70.6	2	2	60t	1	100.1											
12/12	Detroit	36	19	188	52.8	1	0	39	1	77.1	11/11	Minnesota	46	33	351	71.7	3	0	37	0	115.4											
12/19	Jacksonville	44	30	367	68.2	2	3	32t	2	80.4	11/18	Carolina	30	22	218	73.3	3	0	47	1	126.8											
12/24	@ Minnesota	43	30	365	69.8	3	1	34	1	109.2	11/22	@ Detroit	41	31	381	75.6	3	0	43	0	128.2											
1/2/02	@ Chicago	13	9	196	69.2	2	0	48	0	151.4	11/29	@ Dallas	14	5	56	35.7	0	2	19	0	8.9											
<b>TOTALS</b>		<b>540</b>	<b>346</b>	<b>4,088</b>	<b>64.1</b>	<b>30</b>	<b>17</b>	<b>79t</b>	<b>12</b>	<b>92.4</b>	12/9	Oakland	23	15	266	65.2	2	1	80t	0	115.5											
<b>PLAYOFFS</b>																																
1/9/05	Minnesota	33	22	216	66.7	1	4	28	2	55.4	12/16	@ St. Louis	30	19	225	63.3	2	2	44t	0	80.6											
<b>2005 GREEN BAY</b>																																
9/11	@ Detroit	44	27	201	61.4	0	2	20	4	53.3	12/23	@ Chicago	32	17	153	53.1	0	2	20	1	40.2											
9/18	Cleveland44	32	342	72.7	3	2	42t	1	98.9	12/30	Detroit	11	9	99	81.8	2	0	24	0	143.8												
9/25	Tampa Bay	24	14	195	58.3	2	3	37t	2	72.7	<b>TOTALS</b>		<b>535</b>	<b>356</b>	<b>4,461</b>	<b>66.3</b>	<b>30</b>	<b>15</b>	<b>82t</b>	<b>15</b>	<b>95.9</b>											
<b>PLAYOFFS</b>																																
1/12/08	Seattle	23	18	173	78.3	3	0	31	1	137.6	1/20/08	N.Y. Giants	35	19	236	54.3	2	2	90t	0	70.7											
<b>TOTALS</b>		<b>58</b>	<b>37</b>	<b>409</b>	<b>63.8</b>	<b>5</b>	<b>2</b>	<b>90t</b>	<b>1</b>	<b>99.0</b>																						



<b>2008 NY JETS</b>		<b>Att</b>	<b>Cmp</b>	<b>Yds</b>	<b>Pct</b>	<b>TD</b>	<b>INT</b>	<b>Lg</b>	<b>Sk</b>	<b>Rtg</b>
9/7	@ Miami	22	15	194	68.2	2	0	56t	3	125.9
9/14	New England	26	18	181	69.2	1	1	54	2	85.6
9/22	@ San Diego	42	30	271	71.4	3	2	41	3	92.5
9/28	Arizona	34	24	289	70.6	6	1	40t	2	123.7
10/12	Cincinnati	33	25	189	75.8	1	2	29	2	73.9
10/19	@ Oakland	38	21	197	55.3	0	2	31	3	47.8
10/26	Kansas City	40	28	290	70.0	2	3	24	1	76.0
11/2	@ Buffalo	28	19	201	67.9	0	1	40	0	73.7
11/9	St. Louis	19	14	167	73.7	1	0	54	0	117.7
11/13	@ New England	33	26	258	78.8	2	0	46	3	119.4
11/23	@ Tennessee	32	25	224	78.1	2	1	25	2	103.6
11/30	Denver	43	23	247	53.5	0	1	34	2	60.9
12/7	@ San Francisco	31	20	137	64.5	0	1	24	3	60.8
12/14	Buffalo	30	17	207	56.7	1	2	26	0	61.4
12/21	@ Seattle	31	18	187	58.1	0	2	30	4	48.7
12/28	Miami	40	20	233	50.0	1	3	27	0	45.1
<b>TOTALS</b>		<b>522</b>	<b>343</b>	<b>3,472</b>	<b>65.7</b>	<b>22</b>	<b>22</b>	<b>56t</b>	<b>30</b>	<b>81.0</b>

<b>2009 MINNESOTA</b>		<b>Att</b>	<b>Cmp</b>	<b>Yds</b>	<b>Pct</b>	<b>TD</b>	<b>INT</b>	<b>Lg</b>	<b>Sk</b>	<b>Rtg</b>
9/13	@ Cleveland	21	14	110	66.7	1	0	21	4	95.3
9/20	@ Detroit	27	23	155	85.2	2	0	13	3	115.3
9/27	San Francisco	46	24	301	52.2	2	1	36	2	78.3
10/5	Green Bay	31	24	271	77.4	3	0	43	0	135.3
10/11	@ St. Louis	24	18	232	75.0	1	1	47	2	101.4
10/18	Baltimore	29	21	278	72.4	3	0	63	3	136.9
10/25	@ Pittsburgh	51	34	334	66.7	0	1	34	4	76.6
11/1	@ Green Bay	28	17	244	60.7	4	0	51t	0	128.6
11/15	Detroit	29	20	344	68.9	1	0	56	1	120.5
11/22	Seattle	25	22	213	88.0	4	0	25	2	141.7
11/29	Chicago	48	32	392	66.0	3	0	33	1	112.5
12/6	@ Arizona	45	30	275	66.7	2	2	31t	3	79.4
12/13	Cincinnati	30	17	192	56.7	1	1	28	2	73.2
12/20	@ Carolina	27	17	224	62.9	0	1	63	4	73.7
12/28	@ Chicago	40	26	321	65.0	2	0	38	3	106.4
1/3/10	NY Giants	31	25	316	80.6	4	0	50	0	148.7
<b>TOTALS</b>		<b>531</b>	<b>363</b>	<b>4,202</b>	<b>68.4</b>	<b>33</b>	<b>7</b>	<b>63</b>	<b>34</b>	<b>107.2</b>



## GREG LEWIS

WR/#17

HEIGHT 6-0 WEIGHT 185

ACQUIRED FA '09

DOB 2-12-80

NFL 7th YEAR

COLLEGE Illinois

VIKINGS 1st YEAR

**GAMES/STARTS (regular season, playoffs)** 2003 (11/0, 2/0-PHI), 2004 (16/3, 3/1-PHI), 2005 (16/16-PHI), 2006 (16/3, 2/0-PHI), 2007 (15/1-PHI), 2008 (16/0, 2/0-PHI). 2008 (16/0). **Total-** 90/23, 9/1

- Signed as a free agent by the Vikings on 9/10/09 following his release from the New England Patriots
- Acquired by the Patriots from the Philadelphia Eagles on March 5, 2009 along with a 7th-round selection in exchange for a 5th-round selection in the 2009 NFL Draft (159th overall)
- Originally signed by the Eagles as a rookie free agent in the spring of 2003.
- Enters 2009 having played in 90 career games with 23 starts and has recorded 127 receptions for 1,699 yards (13.4 avg.) and seven touchdowns while also recording 41 special teams tackles.
- Had his first career 100-yard receiving game (five catches for 104 yards) in the 2008 regular-season opener against St. Louis.
- Lewis emerged as a key contributor in the 2004 playoffs as the Eagles advanced to Super Bowl XXXIX against the Patriots, leading the team with 182 playoff receiving yards while catching eight passes. In the fourth quarter of Super Bowl XXXIX, he scored his first career touchdown, a 30-yard scoring pass from Donovan McNabb to cut the Patriots' lead to 24-21.

**OFF THE FIELD** Greg and his wife, Tamika, are the proud parents of a son, Gregory...The family is awaiting the arrival of their second child in the summer of 2009...The family also has a dog, Buddy...An avid fan of his hometown Chicago Cubs and has sang "Take Me Out to the Ballgame" at Wrigley Field...Earned a degree in speech communications from Illinois.

**2008** Played in every regular season game as a reserve and finished with 19 catches for 247 yards and TD...Played against the Vikings in the Eagles' wild card playoff contest and the 2008 NFC Championship Game...Had five catches for 104 yards and caught a regular season career long 52-yarder in a win against St. Louis (9/7), for his first-career 100-yard performance... With his 100-yard day against St. Louis (9/7), Lewis, DeSean Jackson, and Hank Baskett combined to make the Eagles the first NFL team with three 100-yard receivers since Kansas City in 2000 ...Snagged a 10-yard TD from QB Donovan McNabb in the 4th quarter of a win against Cleveland (12/15).

**2007** Had a career-high 3 TD receptions in 2007 while catching 13 passes for 265 yards and recording 6 special teams tackles ... Caught a career-long 50-yard pass at Minnesota (10/28)...Set a career high in yards (88) and tied a career high with two TDs at New England (11/25)...All 4 of his receptions against the Patriots were successful 3rd-down conversions...Hauled in a 9-yard TD from QB Donovan McNabb in a win at New Orleans (12/23).

**2006** Posted 24 catches for 348 yards and 2 TDs...20 of his 24 receptions (83.3 percent) resulted in a 1st down, the highest percentage on the team, and 13 of those occurred on 3rd down... Caught a career-high 2 TD passes, (45 yards and 30 yards), to go along with a career-high 75 yards against Green Bay (10/2)...Had

a season-high 4 receptions while getting the start in the regular-season finale against Atlanta (12/31).

**2005** Started all 16 games and set career highs in receptions (48) and receiving yards (561), along with 1 TD...Tied a career high with 6 catches against Oakland (9/25) and also set a season high with 70 receiving yards against the Raiders...Caught a 6-yard TD pass from Donovan McNabb for his first career regular season TD against San Francisco (9/18).

**2004** Posted a career high in special teams tackles (15) while also grabbing 17 passes for 183 yards...In the playoffs, had 8 receptions for 182 yards (22.8 avg.) and a TD while also making 2 special teams stops...Hauled in his 1st career TD, a 30-yard strike from Donovan McNabb, late in the 4th quarter of Super Bowl XXXIX against New England (2/6/05)...Had 2 catches for 65 yards in the NFC Championship game against Atlanta (1/23/05), including a 45-yard bomb from McNabb...Also took a pitch from McNabb and raced 10 yards for a 1st down...Made 2 catches for 64 yards, including a 52-yard strike from McNabb, in the NFC Divisional Playoff against Minnesota (1/16/05)...Recorded his 1st rushing attempt on a double-reverse for 11 yards and a 1st down at Chicago (10/3).

**2003** Made 11 special teams tackles in 11 games during his rookie season...Played in the final 11 games after being inactive for the first 5 contests...Made his NFL debut against the N.Y. Giants (10/19)...Caught his 1st career pass, an 18-yarder, at Atlanta (11/2)...Participated in both of the Eagles' playoff games.

**COLLEGE** A former walk-on at Illinois, he finished his career with 103 receptions, to rank 10th on Illinois' all-time list, 1,456 receiving yards (8th) and 12 TDs...Served as the Illini's 3rd receiver as a senior and finished the 2002 season ranked 3rd on the team with 38 receptions for 538 yards and 4 TDs...With no scholarship offers, decided to walk on at Illinois because his cousin, Walter Young, was there...Quit football as a walk-on freshman at Illinois, but was encouraged to return by his roommates, Aaron Moorehead and Walter Young, the next year.

**PREP** Greg attended Rich South HS in Richton Park, IL... Had his high school jersey, No. 8, retired in 2004 ... Caught 56 passes for 880 yards and 13 TDs during his senior season, which concluded with all-conference, all-area, and all-state honors by the *Chicago Tribune*.

# LEWIS' NFL TOTALS

Year	GP/GS	RECEIVING					RUSHING				
		No.	Yds.	Avg.	Lg	TD	No	Yds	Avg	Lg	TD
2003 (Phi).....	11/0	6	95	15.8	25	0	0	0	0	0	0
Playoffs.....	2/0	0	0	0.0	0	0	0	0	0.0	0	0
2004 (Phi).....	16/3	17	183	10.8	25	0	4	16	4.0	11	0
Playoffs.....	3/1	8	182	22.8	52	1	1	10	10.0	10	0
2005 (Phi).....	16/16	48	561	11.7	34	1	2	13	6.5	8	0
2006 (Phi).....	16/3	24	348	14.5	45t	2	0	0	0.0	0	0
Playoffs.....	2/0	0	0	0.0	0	0	0	0	0.0	0	0
2007 (Phi).....	15/1	13	265	20.4	50	3	0	0	0.0	0	0
2008 (Phi).....	16/0	19	247	13.0	52	1	0	0	0.0	0	0
Playoffs.....	2/0	1	-2	-2.0	-2	0	0	0	0.0	0	0
<b>Total .....</b>	<b>90/23</b>	<b>127</b>	<b>1,699</b>	<b>13.4</b>	<b>52</b>	<b>7</b>	<b>6</b>	<b>29</b>	<b>4.8</b>	<b>11</b>	<b>0</b>
<i>Playoffs .....</i>	<i>9/1</i>	<i>9</i>	<i>180</i>	<i>20.0</i>	<i>52</i>	<i>1</i>	<i>1</i>	<i>10</i>	<i>10.0</i>	<i>10</i>	<i>0</i>

Year	KICKOFF RETURNS					PUNT RETURNS					
	No.	Yds	Avg.	Lg	TD	PR	FC	Yds	Avg	Lg	TD
2004.....	2	28	14.0	15	0	0	0	0	0.0	0	0
2006.....	2	46	23.0	28	0	0	0	0	0.0	0	0
2007.....	1	3	3.0	3	0	4	1	4	1.0	5	0
2008.....	3	43	14.3	31	0	1	0	6	6.0	6	0
<b>Total .....</b>	<b>8</b>	<b>120</b>	<b>15.0</b>	<b>31</b>	<b>0</b>	<b>5</b>	<b>1</b>	<b>10</b>	<b>2.0</b>	<b>6</b>	<b>0</b>

## SINGLE-GAME CAREER HIGHS

Receptions .....6.....vs. Cincinnati, 1/2/05, vs. Oakland, 9/25/05  
 Receiving Yards .....104.....vs. St. Louis, 9/7/08  
 Long Catch.....52.....vs. St. Louis, 9/7/08  
 TD Catch .....2.....vs. Green Bay, 10/2/06; at New England, 11/25/07  
 Rushing Attempts .....1.....6 times, last at N.Y. Giants, 11/20/05  
 Rushing Yards.....11.....vs. Chicago, 10/3/04  
 Long Rush .....11.....vs. Chicago, 10/3/04

## LEWIS' CAREER GAME-BY-GAME \*

RECEIVING						2004.....	Opponent	No	Yds	Avg.	Lg	TD	
2003.....	Opponent	No	Yds	Avg.	Lg	TD	9/12	N.Y. Giants	0	0	0.0	0	0
10/19	@ N.Y. Giants	0	0	0.0	0	0	9/20	@ Minnesota	2	11	5.5	6	0
10/26	N.Y. Jets	0	0	0.0	0	0	9/26	@ Detroit	1	13	13.0	13	0
11/02	@ Atlanta	1	18	18.0	18	0	10/03	@ Chicago	0	0	0.0	0	0
11/10	@ Green Bay	0	0	0.0	0	0	10/17	Carolina	1	9	9.0	9	0
11/16	N.Y. Giants	1	14	14.0	14	0	10/24	@ Cleveland	1	24	24.0	24	0
11/23	New Orleans	1	8	8.0	8	0	10/31	Baltimore	0	0	0.0	0	0
11/30	@ Carolina	1	7	7.0	7	0	11/07	@ Pittsburgh	0	0	0.0	0	0
12/07	Dallas	0	0	0.0	0	0	11/15	@ Dallas	1	13	13.0	13	0
12/15	@ Miami	0	0	0.0	0	0	11/21	Washington	0	0	0.0	0	0
12/21	San Francisco	1	23	23.0	23	0	11/28	@ N.Y. Giants	0	0	0.0	0	0
12/27	@ Washington	1	25	25.0	25	0	12/05	Green Bay	2	25	12.5	17	0
<b>Total .....</b>		<b>6</b>	<b>95</b>	<b>15.8</b>	<b>25</b>	<b>0</b>	12/12	@ Washington	2	29	14.5	25	0
<b>PLAYOFFS</b>							12/19	Dallas	0	0	0	0	0
1/11/04	Green Bay	0	0	0.0	0	0	12/27	@ St. Louis	1	6	6.0	6	0
1/18/04	Carolina	0	0	0.0	0	0	01/02	Cincinnati	6	53	8.8	22	0
							<b>Total</b>		<b>17</b>	<b>183</b>	<b>10.8</b>	<b>25</b>	<b>0</b>
							<b>PLAYOFFS</b>						
							1/16/05	Minnesota	2	64	32.0	52	0
							1/23/05	Atlanta	2	65	32.5	45	0
							2/06/05	New England	4	53	13.3	30T	1

2005	Opponent	No	Yds	Avg.	Lg	TD
9/12	.....@ Atlanta	5	44	8.8	15	0
9/18	.....San Francisco	4	39	9.8	14	1
9/25	.....Oakland	6	70	11.7	23	0
10/02	.....Kansas City	3	50	16.7	34	0
10/09	.....@ Dallas	3	36	12.0	21	0
10/23	.....San Diego	4	30	7.5	11	0
10/30	.....@ Denver	1	15	15.0	15	0
11/06	.....@ Washington	5	57	11.4	19	0
11/14	.....Dallas	3	42	14.0	18	0
11/20	.....N.Y. Giants	3	64	21.3	34	0
11/27	.....Green Bay	1	9	9.0	9	0
12/05	.....Seattle	1	9	9.0	9	0
12/11	.....N.Y. Giants	1	8	8.0	8	0
12/18	.....@ St. Louis	4	26	6.5	12	0
12/24	.....@ Arizona	0	0	0.0	0	0
01/01	.....Washington	4	62	15.5	25	0
<b>Total</b>		<b>48</b>	<b>561</b>	<b>11.7</b>	<b>34</b>	<b>1</b>

2006	Opponent	No	Yds	Avg.	Lg	TD
9/10	.....Houston	3	24	8.0	9	0
9/17	.....N.Y. Giants	2	25	12.5	13	0
9/24	.....@ San Francisco	2	31	15.5	18	0
10/02	.....Green Bay	2	75	37.5	45T	2
10/08	.....Dallas	2	32	16.0	24	0
10/15	.....@ New Orleans	1	11	11.0	11	0
10/22	.....@ Tampa Bay	0	0	--	--	0
10/29	.....Jacksonville	1	4	4.0	4	0
11/12	.....Washington	0	0	--	--	0
11/19	.....Tennessee	0	0	--	--	0
11/26	.....@ Indiana	2	26	13.0	13	0
12/04	.....Carolina	1	14	14.0	14	0
12/10	.....@ Washington	1	7	7.0	7	0
12/17	.....@ N.Y. Giants	1	18	18.0	18	0
12/25	.....@ Dallas	2	29	14.5	16	0
12/31	.....Atlanta	4	52	13.0	27	0
<b>Total</b>		<b>24</b>	<b>348</b>	<b>14.5</b>	<b>45</b>	<b>2</b>

#### PLAYOFFS

1/7/07	.....N.Y. Giants	0	0	0.0	0	0
1/13/07	.....@ New Orleans	0	0	0.0	0	0

2007	Opponent	No	Yds	Avg.	Lg	TD
9/09	.....@ Green Bay	0	0	0.0	0	0
9/17	.....Washington	1	2	2.0	2	0
9/23	.....Detroit	0	0	0.0	0	0
9/30	.....@ N.Y. Giants	0	0	0.0	0	0
10/21	.....Chicago	0	0	0.0	0	0
10/28	.....@ Minnesota	2	63	31.5	50	0
11/04	.....Dallas	0	0	0.0	0	0
11/11	.....@ Washington	0	0	0.0	0	0
11/18	.....Miami	1	3	3.0	3	0
11/25	.....@ New England	4	88	22.0	28T	2
12/02	.....Seattle	0	0	0.0	0	0
12/09	.....N.Y. Giants	1	18	18.0	18	0
12/16	.....@ Dallas	0	0	0.0	0	0
12/23	.....@ New Orleans	2	25	12.5	16	1
12/30	.....Buffalo	2	66	33.0	40	0
<b>Total</b>		<b>13</b>	<b>265</b>	<b>20.4</b>	<b>50</b>	<b>3</b>

2008	Opponent	No	Yds	Avg.	Lg	TD
9/07	.....St. Louis	5	104	20.8	52	0
9/15	.....@ Dallas	3	36	12.0	17	0
9/21	.....Pittsburgh	1	4	4.0	4	0
9/28	.....@ Chicago	1	5	5.0	5	0
10/05	.....Washington	1	22	22.0	22	0
10/12	.....@ San Francisco	3	38	12.7	16	0
10/26	.....Atlanta	0	0	0.0	0	0
11/02	.....@ Seattle	2	16	8.0	9	0
11/09	.....N.Y. Giants	0	0	0.0	0	0
11/16	.....@ Cincinnati	0	0	0.0	0	0
11/23	.....@ Baltimore	0	0	0.0	0	0
11/27	.....Arizona	0	0	0.0	0	0
12/07	.....@ N.Y. Giants	1	7	7.0	7	0
12/15	.....Cleveland	1	10	10.0	10T	1
12/21	.....@ Washington	1	5	5.0	5	0
12/28	.....Dallas	0	0	0.0	0	0
<b>Total</b>		<b>19</b>	<b>247</b>	<b>13.0</b>	<b>52</b>	<b>1</b>

#### PLAYOFFS

1/04	.....@ Minnesota	0	0	0.0	0	0
1/18	.....@ Arizona	1	-2	-2.0	-2	0



**SHOW YOUR  
HORNS**

**OFFICIAL 2009 NFL STATISTICS**  
**& PRO BOWL ROSTERS**

**WEEK 17 / THROUGH SUNDAY, JANUARY 3, 2010**

<b>OFFENSE</b>	<b>NY-J</b>	<b>Cin.</b>	<b>Phil.</b>	<b>Dal.</b>	<b>Balt.</b>	<b>N.E.</b>	<b>G.B.</b>	<b>Ariz.</b>
GAMES (Won-Lost)	9-7	10-6	11-5	11-5	9-7	10-6	11-5	10-6
FIRST DOWNS	280	295	290	335	320	373	335	317
Rushing	132	109	87	110	115	114	102	77
Passing	131	159	182	203	187	222	201	215
Penalty	17	27	21	22	18	37	32	25
YDS GAINED (tot)	5136	4946	5726	6390	5619	6357	6065	5510
Avg per Game	321.0	309.1	357.9	399.4	351.2	397.3	379.1	344.4
RUSHING (net)	2756	2056	1637	2103	2200	1921	1885	1494
Avg per Game	172.3	128.5	102.3	131.4	137.5	120.1	117.8	93.4
Rushes	607	505	384	436	468	466	438	365
Yards per Rush	4.5	4.1	4.3	4.8	4.7	4.1	4.3	4.1
PASSING (net)	2380	2890	4089	4287	3419	4436	4180	4016
Avg per Game	148.8	180.6	255.6	267.9	213.7	277.3	261.3	251.0
Passes Att.	393	477	553	550	510	592	553	594
Completed	210	286	335	347	321	390	357	392
Pct Completed	53.4	60.0	60.6	63.1	62.9	65.9	64.6	66.0
Yards Gained	2596	3134	4380	4483	3637	4540	4492	4200
Sacked	30	29	38	34	36	18	51	26
Yards Lost	216	244	291	196	218	104	312	184
Had intercepted	21	13	13	9	13	13	8	18
Yards Opp Ret	309	184	131	96	195	146	171	312
Opp TDs on Int	2	2	1	1	0	1	1	3
PUNTS	80	86	76	72	74	57	67	86
Avg Yards	42.0	43.2	42.4	45.1	43.1	39.0	43.1	47.0
PUNT RETURNS	50	40	35	39	39	38	34	45
Avg Return	9.1	11.9	13.5	10.9	7.4	11.4	6.9	6.8
Returned for TD	0	0	2	2	0	0	0	0
KICKOFF RETURNS	44	62	58	47	59	54	54	54
Avg Return	24.4	21.9	20.5	22.0	26.2	22.7	22.1	23.8
Returned for TD	1	1	0	0	1	0	0	1
PENALTIES	88	114	115	115	115	81	118	108
Yards Penalized	677	863	951	892	1094	743	1057	886
FUMBLES BY	24	24	23	20	19	17	20	32
Fumbles Lost	9	12	10	10	9	9	8	18
Opp Fumbles	22	17	25	23	20	28	24	20
Opp Fum Lost	14	6	13	10	10	10	10	8
POSS. TIME (avg)	31:43	31:59	28:15	32:04	29:18	32:55	33:03	29:52
TOUCHDOWNS	37	34	47	43	47	50	54	46
Rushing	21	9	14	14	22	19	20	16
Passing	12	21	27	26	21	28	30	27
Returns	4	4	6	3	4	3	4	3
EXTRA-PT KICKS	32/32	28/29	43/45	41/41	46/47	47/47	48/49	45/46
2-PT CONVERSIONS	2/5	2/5	2/2	1/1	0/0	1/3	3/5	0/0
FIELD GOALS/FGA	30/36	23/28	32/37	20/31	21/30	26/31	27/36	18/19
POINTS SCORED	348	305	429	361	391	427	461	375
<b>DEFENSE</b>	<b>NY-J</b>	<b>Cin.</b>	<b>Phil.</b>	<b>Dal.</b>	<b>Balt.</b>	<b>N.E.</b>	<b>G.B.</b>	<b>Ariz.</b>
POINTS ALLOWED	236	291	337	250	261	285	297	325
OPP FIRST DOWNS	237	276	295	286	280	289	272	289
Rushing	87	95	81	74	82	80	68	81
Passing	128	165	179	186	164	193	168	188
Penalty	22	16	35	26	34	16	36	20
OPP YARDS GAINED	4037	4822	5137	5054	4808	5123	4551	5543
Avg per Game	252.3	301.4	321.1	315.9	300.5	320.2	284.4	346.4
OPP RUSHING (net)	1578	1573	1675	1448	1492	1768	1333	1804
Avg per Game	98.6	98.3	104.7	90.5	93.3	110.5	83.3	112.8
Rushes	420	399	413	365	435	398	371	402
Yards per Rush	3.8	3.9	4.1	4.0	3.4	4.4	3.6	4.5
OPP PASSING (net)	2459	3249	3462	3606	3316	3355	3218	3739
Avg per Game	153.7	203.1	216.4	225.4	207.3	209.7	201.1	233.7
Passes Att.	501	547	580	572	524	512	540	593
Completed	259	318	354	344	306	300	294	346
Pct Completed	51.7	58.1	61.0	60.1	58.4	58.6	54.4	58.3
Sacked	32	34	44	42	32	31	37	43
Yards Lost	245	237	316	268	190	229	232	259
INTERCEPTED BY	17	19	25	11	22	18	30	21
Yards Returned	247	259	370	33	346	327	477	338
Returned for TD	1	2	2	1	2	3	3	1
OPP PUNT RETURNS	27	39	39	38	38	20	40	47
Avg return	8.8	10.1	5.9	8.3	7.6	9.0	10.1	10.5
OPP KICKOFF RET	70	58	81	47	77	70	80	61
Avg return	24.1	22.2	23.5	20.6	20.3	24.4	22.8	20.5
OPP TOUCHDOWNS	26	32	39	28	27	35	36	38
Rushing	11	12	11	7	8	6	5	13
Passing	8	18	27	19	17	25	29	22
Returns	7	2	1	2	2	4	2	3

**WEEK 17 / THROUGH SUNDAY, JANUARY 3, 2010**

<b>OFFENSE</b>	<b>Ind.</b>	<b>S.D.</b>	<b>N.O.</b>	<b>Minn.</b>	<b>Buff.</b>	<b>Clev.</b>	<b>Denv.</b>	<b>Hou.</b>
GAMES (Won-Lost)	14-2	13-3	13-3	12-4	6-10	5-11	8-8	9-7
FIRST DOWNS	339	330	348	343	233	237	306	340
Rushing	69	80	115	99	81	102	95	93
Passing	241	222	215	220	126	118	186	231
Penalty	29	28	18	24	26	17	25	16
YDS GAINED (tot)	5809	5761	6461	6074	4382	4163	5463	6129
Avg per Game	363.1	360.1	403.8	379.6	273.9	260.2	341.4	383.1
RUSHING (net)	1294	1423	2106	1918	1867	2087	1836	1475
Avg per Game	80.9	88.9	131.6	119.9	116.7	130.4	114.8	92.2
Rushes	366	427	468	467	424	498	440	425
Yards per Rush	3.5	3.3	4.5	4.1	4.4	4.2	4.2	3.5
PASSING (net)	4515	4338	4355	4156	2515	2076	3627	4654
Avg per Game	282.2	271.1	272.2	259.8	157.2	129.8	226.7	290.9
Passes Att.	601	519	544	553	441	443	558	593
Completed	402	338	378	377	256	219	341	399
Pct Completed	66.9	65.1	69.5	68.2	58.0	49.4	61.1	67.3
Yards Gained	4605	4506	4490	4403	2789	2255	3825	4803
Sacked	13	26	20	34	46	30	34	25
Yards Lost	90	168	135	247	274	179	198	149
Had intercepted	19	10	12	7	19	18	13	17
Yards Opp Ret	229	88	133	120	194	281	237	294
Opp TDs on Int	0	0	0	1	3	2	3	3
PUNTS	64	52	58	73	90	94	78	67
Avg Yards	44.3	45.0	43.6	43.9	46.6	42.3	43.4	42.8
PUNT RETURNS	29	26	33	48	33	39	44	45
Avg Return	5.2	7.0	4.6	9.5	6.6	11.7	9.5	10.0
Returned for TD	0	1	0	0	0	1	1	0
KICKOFF RETURNS	55	63	57	56	64	69	57	64
Avg Return	22.2	22.9	24.4	23.2	23.7	24.2	21.4	22.6
Returned for TD	1	0	1	2	0	3	1	1
PENALTIES	74	78	89	101	107	77	93	95
Yards Penalized	546	570	787	757	855	678	800	833
FUMBLES BY	11	14	25	19	24	21	15	21
Fumbles Lost	5	7	16	11	11	13	10	11
Opp Fumbles	20	24	18	35	21	17	30	27
Opp Fum Lost	10	11	13	13	5	9	13	13
POSS. TIME (avg)	27:40	29:58	31:10	32:40	27:50	28:28	30:03	31:54
TOUCHDOWNS	53	51	64	56	25	25	34	46
Rushing	16	17	21	19	6	10	9	13
Passing	34	29	34	34	17	11	21	29
Returns	3	5	9	3	2	4	4	4
EXTRA-PT KICKS	50/51	50/51	60/63	54/55	24/24	22/23	32/32	43/44
2-PT CONVERSIONS	0/2	0/0	0/1	0/1	0/1	1/2	0/2	1/2
FIELD GOALS/FGA	16/20	32/35	22/28	26/28	28/33	23/25	30/35	21/32
POINTS SCORED	416	454	510	470	258	245	326	388
<b>DEFENSE</b>	<b>Ind.</b>	<b>S.D.</b>	<b>N.O.</b>	<b>Minn.</b>	<b>Buff.</b>	<b>Clev.</b>	<b>Denv.</b>	<b>Hou.</b>
POINTS ALLOWED	307	320	341	312	326	375	324	333
OPP FIRST DOWNS	320	309	310	271	310	336	290	300
Rushing	106	112	111	63	134	120	99	91
Passing	203	177	175	183	157	189	167	175
Penalty	11	20	24	25	19	27	24	34
OPP YARDS GAINED	5427	5230	5724	4888	5449	6229	5040	5198
Avg per Game	339.2	326.9	357.8	305.5	340.6	389.3	315.0	324.9
OPP RUSHING (net)	2024	1882	1955	1394	2501	2314	2059	1711
Avg per Game	126.5	117.6	122.2	87.1	156.3	144.6	128.7	106.9
Rushes	467	422	435	357	535	506	458	396
Yards per Rush	4.3	4.5	4.5	3.9	4.7	4.6	4.5	4.3
OPP PASSING (net)	3403	3348	3769	3494	2948	3915	2981	3487
Avg per Game	212.7	209.3	235.6	218.4	184.3	244.7	186.3	217.9
Passes Att.	583	534	574	535	519	526	510	548
Completed	372	326	330	341	295	313	298	344
Pct Completed	63.8	61.0	57.5	63.7	56.8	59.5	58.4	62.8
Sacked	34	35	35	48	32	40	39	30
Yards Lost	228	221	192	318	189	234	241	187
INTERCEPTED BY	16	14	26	11	28	10	17	14
Yards Returned	167	173	652	43	335	161	171	212
Returned for TD	2	1	5	0	2	0	0	1
OPP PUNT RETURNS	36	23	25	33	49	40	36	24
Avg return	8.4	11.5	14.3	7.9	7.7	6.6	10.1	4.3
OPP KICKOFF RET	60	87	74	91	59	52	49	71
Avg return	25.3	21.9	24.5	22.6	21.5	18.9	22.8	22.5
OPP TOUCHDOWNS	31	35	37	36	37	41	34	39
Rushing	10	10	19	5	19	15	11	17
Passing	19	23	15	26	14	22	18	19
Returns	2	2	3	5	4	4	5	3

**WEEK 17 / THROUGH SUNDAY, JANUARY 3, 2010**

<b>OFFENSE</b>	<b>Jax</b>	<b>K.C.</b>	<b>Miami</b>	<b>Oak.</b>	<b>Pitt.</b>	<b>Tenn.</b>	<b>Atl.</b>	<b>Car.</b>
GAMES (Won-Lost)	7-9	4-12	7-9	5-11	9-7	8-8	9-7	8-8
FIRST DOWNS	300	256	333	234	331	288	330	289
Rushing	114	91	129	81	96	115	105	123
Passing	170	139	188	131	210	154	192	152
Penalty	16	26	16	22	25	19	33	14
YDS GAINED (tot)	5385	4851	5401	4258	5941	5623	5447	5297
Avg per Game	336.6	303.2	337.6	266.1	371.3	351.4	340.4	331.1
RUSHING (net)	2029	1929	2231	1701	1793	2592	1876	2498
Avg per Game	126.8	120.6	139.4	106.3	112.1	162.0	117.3	156.1
Rushes	447	438	509	410	428	499	451	525
Yards per Rush	4.5	4.4	4.4	4.1	4.2	5.2	4.2	4.8
PASSING (net)	3356	2922	3170	2557	4148	3031	3571	2799
Avg per Game	209.8	182.6	198.1	159.8	259.3	189.4	223.2	174.9
Passes Att.	519	536	545	485	536	476	570	465
Completed	315	296	331	255	351	271	332	264
Pct Completed	60.7	55.2	60.7	52.6	65.5	56.9	58.2	56.8
Yards Gained	3599	3183	3396	2875	4496	3104	3697	3070
Sacked	44	45	34	49	50	15	27	33
Yards Lost	243	261	226	318	348	73	126	271
Had intercepted	10	17	19	18	14	15	17	20
Yards Opp Ret	234	160	261	259	398	121	306	339
Opp TDs on Int	1	0	3	0	2	0	2	3
PUNTS	72	97	75	96	72	69	63	77
Avg Yards	41.9	45.0	46.3	51.1	42.7	43.4	41.8	43.5
PUNT RETURNS	27	32	33	36	36	33	27	34
Avg Return	8.6	6.5	7.2	4.9	8.1	6.7	10.0	8.3
Returned for TD	0	0	0	0	0	0	0	0
KICKOFF RETURNS	66	77	75	66	66	69	55	51
Avg Return	22.6	21.6	23.2	18.2	24.0	20.5	24.3	19.9
Returned for TD	0	1	2	0	0	0	0	0
PENALTIES	70	84	78	117	85	98	78	88
Yards Penalized	542	667	640	920	769	821	664	698
FUMBLES BY	26	31	27	30	21	27	19	23
Fumbles Lost	13	10	10	15	11	16	8	11
Opp Fumbles	22	23	17	29	21	20	23	28
Opp Fum Lost	10	13	6	12	10	7	13	15
POSS. TIME (avg)	30:08	27:37	31:54	28:18	32:13	28:27	29:47	30:13
TOUCHDOWNS	34	31	41	17	41	39	44	35
Rushing	19	8	22	7	10	19	15	18
Passing	15	18	15	10	28	16	26	16
Returns	0	5	4	0	3	4	3	1
EXTRA-PT KICKS	30/31	29/29	37/38	17/17	41/41	37/37	42/43	31/32
2-PT CONVERSIONS	1/3	1/2	1/3	0/0	0/0	1/2	0/1	2/3
FIELD GOALS/FGA	18/28	25/29	25/28	26/29	27/31	27/32	19/29	22/27
POINTS SCORED	290	294	360	197	368	354	363	315
<b>DEFENSE</b>	<b>Jax</b>	<b>K.C.</b>	<b>Miami</b>	<b>Oak.</b>	<b>Pitt.</b>	<b>Tenn.</b>	<b>Atl.</b>	<b>Car.</b>
POINTS ALLOWED	380	424	390	379	324	402	325	308
OPP FIRST DOWNS	307	318	297	314	274	323	303	290
Rushing	100	122	88	126	70	89	89	109
Passing	191	178	184	158	186	210	197	155
Penalty	16	18	25	30	18	24	17	26
OPP YARDS GAINED	5637	6211	5589	5791	4885	5850	5582	5053
Avg per Game	352.3	388.2	349.3	361.9	305.3	365.6	348.9	315.8
OPP RUSHING (net)	1863	2504	1835	2488	1438	1711	1709	1997
Avg per Game	116.4	156.5	114.7	155.5	89.9	106.9	106.8	124.8
Rushes	458	531	435	548	372	402	432	450
Yards per Rush	4.1	4.7	4.2	4.5	3.9	4.3	4.0	4.4
OPP PASSING (net)	3774	3707	3754	3303	3447	4139	3873	3056
Avg per Game	235.9	231.7	234.6	206.4	215.4	258.7	242.1	191.0
Passes Att.	510	509	489	438	548	604	537	495
Completed	345	302	281	259	319	404	336	305
Pct Completed	67.6	59.3	57.5	59.1	58.2	66.9	62.6	61.6
Sacked	14	22	44	37	47	32	28	31
Yards Lost	79	137	242	228	314	224	170	193
INTERCEPTED BY	15	15	15	8	12	20	15	22
Yards Returned	208	380	164	35	189	433	158	235
Returned for TD	0	2	1	0	2	4	1	1
OPP PUNT RETURNS	38	40	43	63	33	29	27	41
Avg return	4.2	7.1	8.6	7.3	9.8	7.2	10.7	11.0
OPP KICKOFF RET	47	60	71	42	74	71	46	51
Avg return	22.7	24.1	21.9	25.7	24.3	24.1	20.4	24.8
OPP TOUCHDOWNS	44	48	42	41	37	48	38	36
Rushing	12	18	16	24	7	16	10	15
Passing	28	25	23	16	22	31	25	14
Returns	4	5	3	1	8	1	3	7



**WEEK 17 / THROUGH SUNDAY, JANUARY 3, 2010**

<b>OFFENSE</b>	<b>Chi.</b>	<b>Det.</b>	<b>NY-G</b>	<b>St.L.</b>	<b>S.F.</b>	<b>Sea.</b>	<b>T.B.</b>	<b>Wash.</b>
GAMES (Won-Lost)	7-9	2-14	8-8	1-15	8-8	5-11	3-13	4-12
FIRST DOWNS	262	281	323	259	238	297	246	280
Rushing	71	82	103	79	77	80	80	72
Passing	170	168	194	159	137	184	148	191
Penalty	21	31	26	21	24	33	18	17
YDS GAINED (tot)	4965	4784	5856	4470	4652	5069	4600	4998
Avg per Game	310.3	299.0	366.0	279.4	290.8	316.8	287.5	312.4
RUSHING (net)	1492	1616	1837	1784	1600	1566	1625	1508
Avg per Game	93.3	101.0	114.8	111.5	100.0	97.9	101.6	94.3
Rushes	373	409	443	411	371	395	403	391
Yards per Rush	4.0	4.0	4.1	4.3	4.3	4.0	4.0	3.9
PASSING (net)	3473	3168	4019	2686	3052	3503	2975	3490
Avg per Game	217.1	198.0	251.2	167.9	190.8	218.9	185.9	218.1
Passes Att.	563	585	542	543	528	609	525	533
Completed	340	316	338	312	312	372	280	340
Pct Completed	60.4	54.0	62.4	57.5	59.1	61.1	53.3	63.8
Yards Gained	3677	3471	4246	2970	3293	3771	3136	3797
Sacked	35	43	32	44	40	41	33	46
Yards Lost	204	303	227	284	241	268	161	307
Had intercepted	27	32	14	21	14	19	29	16
Yards Opp Ret	365	508	106	321	168	202	492	291
Opp TDs on Int	0	3	0	4	1	1	2	3
PUNTS	77	74	64	90	99	89	87	76
Avg Yards	41.4	42.9	40.7	46.8	47.6	46.1	41.7	40.6
PUNT RETURNS	39	28	36	37	49	46	40	32
Avg Return	8.5	8.3	10.9	10.7	4.4	7.5	11.6	4.8
Returned for TD	1	0	1	0	0	0	1	0
KICKOFF RETURNS	80	96	71	76	52	60	62	65
Avg Return	25.0	21.4	20.9	23.2	21.8	21.9	26.2	21.7
Returned for TD	1	0	0	0	0	0	1	0
PENALTIES	100	98	95	100	98	95	93	85
Yards Penalized	836	768	802	834	758	840	696	679
FUMBLES BY	26	25	30	24	23	33	25	30
Fumbles Lost	7	9	17	12	10	12	5	12
Opp Fumbles	27	26	28	25	29	21	18	21
Opp Fum Lost	15	14	11	12	15	10	10	6
POSS. TIME (avg)	28:27	28:57	31:34	28:58	29:47	27:31	28:31	28:49
TOUCHDOWNS	36	28	46	17	39	30	28	29
Rushing	6	9	14	4	12	7	5	8
Passing	27	16	28	12	23	20	18	21
Returns	3	3	4	1	4	3	5	0
EXTRA-PT KICKS	33/33	25/25	45/45	16/16	39/39	28/28	24/24	26/28
2-PT CONVERSIONS	2/2	1/3	0/1	0/1	0/0	0/2	2/4	0/1
FIELD GOALS/FGA	24/28	21/28	27/32	19/24	19/24	24/26	16/26	22/25
POINTS SCORED	327	262	402	175	330	280	244	266
<b>DEFENSE</b>	<b>Chi.</b>	<b>Det.</b>	<b>NY-G</b>	<b>St.L.</b>	<b>S.F.</b>	<b>Sea.</b>	<b>T.B.</b>	<b>Wash.</b>
POINTS ALLOWED	375	494	427	436	281	390	400	336
OPP FIRST DOWNS	312	332	308	333	278	305	324	280
Rushing	105	95	103	127	77	80	129	85
Passing	186	213	182	182	176	204	171	176
Penalty	21	24	23	24	25	21	24	19
OPP YARDS GAINED	5404	6274	5198	5965	5222	5703	5849	5115
Avg per Game	337.8	392.1	324.9	372.8	326.4	356.4	365.6	319.7
OPP RUSHING (net)	2022	2025	1773	2201	1552	1776	2531	1799
Avg per Game	126.4	126.6	110.8	137.6	97.0	111.0	158.2	112.4
Rushes	467	458	423	500	426	428	529	449
Yards per Rush	4.3	4.4	4.2	4.4	3.6	4.1	4.8	4.0
OPP PASSING (net)	3382	4249	3425	3764	3670	3927	3318	3316
Avg per Game	211.4	265.6	214.1	235.3	229.4	245.4	207.4	207.3
Passes Att.	531	545	498	491	580	568	482	511
Completed	341	371	314	315	352	374	301	314
Pct Completed	64.2	68.1	63.1	64.2	60.7	65.8	62.4	61.4
Sacked	35	26	32	25	44	28	28	40
Yards Lost	272	150	237	149	293	185	166	241
INTERCEPTED BY	13	9	13	8	18	13	19	11
Yards Returned	144	210	221	102	237	164	275	185
Returned for TD	1	2	2	1	1	2	2	0
OPP PUNT RETURNS	34	41	28	41	57	43	38	32
Avg return	8.0	8.6	9.2	6.3	8.7	11.1	8.2	6.9
OPP KICKOFF RET	64	58	77	43	65	46	46	56
Avg return	24.3	23.3	21.0	24.0	21.8	23.0	19.1	19.7
OPP TOUCHDOWNS	43	57	54	54	28	46	46	34
Rushing	14	18	21	24	12	17	16	10
Passing	29	35	31	22	14	27	28	19
Returns	0	4	2	8	2	2	2	5

WEEK 17 / THROUGH SUNDAY, JANUARY 3, 2010

<b>OFFENSE</b>	<b>NFL/Avg</b>
GAMES (Won-Lost)	---
FIRST DOWNS	299.0
Rushing	96.2
Passing	179.6
Penalty	23.3
YDS GAINED (tot)	5362.1
Avg per Game	335.1
RUSHING (net)	1866.7
Avg per Game	116.7
Rushes	440.2
Yards per Rush	4.2
PASSING (net)	3495.4
Avg per Game	218.5
Passes Att.	532.3
Completed	324.2
Pct Completed	60.9
Yards Gained	3716.2
Sacked	34.4
Yards Lost	220.8
Had intercepted	16.4
Yards Opp Ret	239.1
Opp TDs on Int	1.5
PUNTS	76.6
Avg Yards	44.0
PUNT RETURNS	36.9
Avg Return	8.5
Returned for TD	0.3
KICKOFF RETURNS	62.6
Avg Return	22.6
Returned for TD	0.6
PENALTIES	94.7
Yards Penalized	778.8
FUMBLES BY	23.4
Fumbles Lost	10.8
Opp Fumbles	23.4
Opp Fum Lost	10.8
POSS. TIME (avg)	30:00
TOUCHDOWNS	39.0
Rushing	13.4
Passing	22.2
Returns	3.4
EXTRA-PT KICKS	98%
2-PT CONVERSIONS	40%
FIELD GOALS/FGA	24/29
POINTS SCORED	343.5

<b>DEFENSE</b>	<b>NFL/Avg</b>
POINTS ALLOWED	343.5
OPP FIRST DOWNS	299.0
Rushing	96.2
Passing	179.6
Penalty	23.3
OPP YARDS GAINED	5362.1
Avg per Game	335.1
OPP RUSHING(net)	1866.7
Avg per Game	116.7
Rushes	440.2
Yards per Rush	4.2
OPP PASSING(net)	3495.4
Avg per Game	218.5
Passes Att.	532.3
Completed	324.2
Pct Completed	60.9
Sacked	34.4
Yards Lost	220.8
INTERCEPTED BY	16.4
Yards Returned	239.1
Returned for TD	1.5
OPP PUNT RETURNS	36.9
Avg return	8.5
OPP KICKOFF RET	62.6
Avg return	22.6
OPP TOUCHDOWNS	39.0
Rushing	13.4
Passing	22.2
Returns	3.4

**WEEK 17 / THROUGH SUNDAY, JANUARY 3, 2010**

TEAM RANKINGS

**American Football Conference**

	Offense			Defense		
	Total	Rush	Pass	Total	Rush	Pass
Balt.	7	4	7	2	2	6
Buff.	14	10	14	10	15	2
Cin.	12	6	12	3	3	4
Cleve.	16	5	16	16	13	15
Denver	8	11	6	5	12	3
Hou.	2	14	*1	7	5T	11
Ind.	4	16	2	9	11	9
Jax	10	7	8	12	9	14
K.C.	13	8	11	15	16	12
Miami	9	3	9	11	8	13
N.E.	1	9	3	6	7	8
Jets	11	*1	15	*1	4	*1
Oak.	15	13	13	13	14	5
Pitt.	3	12	5	4	1	10
S.D.	5	15	4	8	10	7
Tenn.	6	2	10	14	5T	16

**National Football Conference**

	Offense			Defense		
	Total	Rush	Pass	Total	Rush	Pass
Ariz.	7	15	7	10	10	11
Atl.	8	6	8	11	6	14
Car.	9	1	15	3	12	1
Chi.	12	16	11	9	13	5
Dallas	2	3	2	4	3	9
Det.	13	11	12	16	14	16
G.B.	4	5	3	1	*1	2
Minn.	3	4	4	2	2	8
N.O.	*1	2	1	13	11	13
Giants	5	7	6	7	7	6
Phil.	6	9	5	6	5	7
St. L.	16	8	16	15	15	12
S.F.	14	12	13	8	4	10
Sea.	10	13	9	12	8	15
T.B.	15	10	14	14	16	4
Wash.	11	14	10	5	9	3

**National Football League**

	Offense			Defense		
	Total	Rush	Pass	Total	Rush	Pass
Ariz.	14	28	12	20	17	23
Atl.	16	15	14	21	10	28
Balt.	13	5	18	3	5	8T
Buff.	30	16	30	19	30	2
Car.	19	3	27	8	22	4
Chi.	23	29	17	17	23	13
Cin.	24	9	26	4	7	6
Cleve.	32	8	32	31	28	29
Dallas	2	7	6	9	4	20
Denver	15	18	13	7	26	3
Det.	26	24	21	32	25	32
G.B.	6	14	7	2	*1	5
Hou.	4	30	*1	13T	11T	18
Ind.	9	32	2	18	24	14
Jax	18	10	19	23	19	27
K.C.	25	11	25	30	31	22
Miami	17	4	20	22	18	24
Minn.	5	13	8	6	2	19
N.E.	3	12	3	11	13	12
N.O.	*1	6	4	25	21	26
Giants	8	17	11	13T	14	15
Jets	20	*1	31	*1	8	*1
Oak.	31	21	29	26	29	7
Phil.	11	22	10	12	9	17
Pitt.	7	19	9	5	3	16
St. L.	29	20	28	29	27	25
S.D.	10	31	5	16	20	11
S.F.	27	25	22	15	6	21
Sea.	21	26	15	24	15	30
T.B.	28	23	24	27	32	10
Tenn.	12	2	23	28	11T	31
Wash.	22	27	16	10	16	8T

T = Tied for position

\* = League Leader

WEEK 17 / THROUGH SUNDAY, JANUARY 3, 2010

NFL / TEAM/OFFENSE RANK

Tm	(A)	(B)	(C)	(D)	(E)	(F)	(G)	(H)	(I)	(J)	(K)	(L)	(M)	(N)	(O)	(P)	(Q)
BAL	13	14	5	4	18	13	10	20	13	11t	19	20	1	19	15	9	27
BUF	30	26	16	9	30	27	28	32	32	32	18	26	10	5	6	28	14
CIN	24	24	9	24	26	20	14	10	18	13	3	2	22	17	25	22	19
CLE	32	32	8	15	32	32	26	18	30	26	5t	3	7	24	17	29	4
DEN	15	16	18	17	13	15	8	11	15	22	26t	11	27	15	23	20	12t
HOU	4	6	30	31	1	3	15	5	4	15	5t	10	16	21	9	10	28
IND	9	3	32	30	2	4	21	1	5	1	20	28	18	11	18	7	21
JAC	18	15	10	6	19	18	4t	27	16	4	10t	14	17	26	14	24	31
KC	25	28	11	8	25	29	22	26	27	31	16	27	25	10	4	23	11
MIA	17	22	4	10	20	23	23	15	8	2	2	21	12	6	8	15	7
NE	3	5	12	21	3	6	6	2	1	8	14t	5	15	32	32	6	17
NYJ	20	21	1	5	31	21	30	24	23t	20	1	13	5	25	22	17	18
OAK	31	30	21	19	29	30	24	31	31	30	17	29	32	1	1	31	6
PIT	7	8	19	16	9	8	12	30	9	17	5t	18	8	22	20	12	9
SD	10	4	31	32	5	1	4t	8	10t	7	14t	22	14	9	10	4	5
TEN	12	12	2	1	23	14	20	3	21	11t	13	25	29	16	12	16	15t
ARI	14	13	28	23	12	12	18	6	14	21	12	24	9	3	5	11	1
ATL	16	17	15	18	14	17	16	7	10t	10	4	9	6	27	26	13	29
CAR	19	18	3	3	27	22	27	21	20	19	21	17	31	14	24	21	20
CHI	23	20	29	26	17	19	29	14	25	18	26t	15	3	29	19	19	12t
DAL	2	1	7	2	6	5	3	13	6t	14	28	6	20	8	7	14	30
DET	26	29	24	28	21	28	31	22	22	24	32	16	26	20	21	27	25t
GB	6	9	14	13	7	10	2	29	6t	3	30	23	19	18	31	3	25t
MIN	5	10	13	22	8	7	1	12	3	5	5t	12	13	12	16	2	2
NO	1	2	6	7	4	2	7	4	2	6	25	31	4	13	29	1	24
NYG	8	11	17	20	11	9	11	9	12	9	9	7	28	30	30	8	15t
PHI	11	7	22	14	10	11	9	19	19	23	22	1	30	23	13	5	10
STL	29	31	20	11	28	31	25	25	26	28	29	8	11	4	2	32	22t
SF	27	23	25	12	22	25	13	23	29	29	10t	32	23	2	3	18	22t
SEA	21	25	26	27	15	24	19	17	17	25	23	19	21	7	11	25	3
TB	28	27	23	25	24	26	32	16	28	27	24	4	2	28	27	30	32
WAS	22	19	27	29	16	16	17	28	23t	16	31	30	24	31	28	26	8

Team/Offense Rank

- (A) Total Yards per Game
- (B) Yards per Play
- (C) Rushing Yards per Game
- (D) Rushing Yards per Attempt
- (E) Passing Net Yards per Game
- (F) Passing Net Yards per Play
- (G) Passing, Percent Had Intercepted
- (H) Sacks per Pass Play
- (I) First Downs per Game
- (J) Third Down Efficiency
- (K) Fourth Down Efficiency
- (L) Punt Return Average
- (M) Kickoff Return Average
- (N) Gross Punting Average
- (O) Net Punting Average
- (P) Points per Game
- (Q) Field Goal Percentage

WEEK 17 / THROUGH SUNDAY, JANUARY 3, 2010

NFL / OPPONENT/DEFENSE RANK

Tm	(A)	(B)	(C)	(D)	(E)	(F)	(G)	(H)	(I)	(J)	(K)	(L)	(M)	(N)	(O)	(P)	(Q)	(R)	(S)
BAL	3	3	5	1	8t	14	6	20	7t	11	6	10	4	13	9	3	30	6	8
BUF	19	9	30	30	2	2	2	19	22t	24	23	11	9	1	11	16	12	23	26
CIN	4	4	7	7	6	7	10	18	5	16	11	25	13	15	1	6	13	16	16
CLE	31	29	28	29	29	26	29	7	32	18	14t	5	1	11	4	21t	17t	27t	32
DEN	7	7	26	27	3	3	12	6	12t	13	14t	26	17	30	27	12t	32	18	13
HOU	13t	17	11t	17	18	18	22	25	16	20	8	2	14	31	29	17	28	11	7
IND	18	8	24	19	14	4	19	23	27	31	2	16	31	21	30	8	17t	9	14
JAC	23	27	19	12	27	30	17	32	19	30	31t	1	16	25	26	24	23t	25	22
KC	30	30	31	31	22	28	16	31	26	15	24	7	24	18	23	29	11	27t	28
MIA	22	28	18	15	24	29	15	1	15	4	22	17	11	17	18	25t	20t	20	20
NE	11	19	13	23	12	19	9	22	10t	12	13	21	28	2	3	5	2	4	3
NYJ	1	1	8	4	1	1	11	16	1	1	3	20	23	12	10	1	16	7	5
OAK	26	26	29	28	7	27	30	4	25	8	28	9	32	8	24	23	6	30	31
PIT	5	10	3	5	16	8	25	3	4	28	30	23	27	7	14	12t	8	14	6
SD	16	16	20	24	11	13	20	14	21	23	14t	31	12	10	12	11	26	5	12
TEN	28	25	11t	16	31	23	13	26	28	26	31t	8	25	19	25	28	15	21t	21
ARI	20	18	17	25	23	11	8	11	10t	6	14t	27	6	26	22	14t	9	12	17
ATL	21	23	10	8	28	25	18	27	17	32	12	28	5	4	6	14t	5	15	19
CAR	8	13	22	22	4	9	4	17	12t	7	21	29	30	24	16	9	3	17	15
CHI	17	15	23	18	13	15	23	13	24	27	10	13	26	5	5	21t	7	21t	23
DAL	9	12	4	9	20	10	28	10	9	5	14t	15	7	22	13	2	1	8	2
DET	32	32	25	21	32	32	31	30	30	25	29	18	20	14	20	32	31	31	29
GB	2	2	1	2	5	6	1	12	3	9	4t	24	18	27	28	7	10	2	1
MIN	6	14	2	6	19	16	27	2	2	3	7	12	15	23	17	10	20t	3	4
NO	25	21	21	26	26	20	3	21	22t	14	9	32	29	9	21	20	19	1	9
NYG	13t	20	14	14	15	21	21	15	20	17	27	22	8	16	15	30	23t	19	10
PHI	12	5	9	11	17	5	5	8t	14	2	25	3	21	28	8	19	29	10	11
STL	29	31	27	20	25	31	32	28	31	29	14t	4	22	20	7	31	27	32	30
SF	15	6	6	3	21	12	14	8t	6	10	4t	19	10	29	31	4	22	13	24
SEA	24	22	15	13	30	24	24	29	18	19	14t	30	19	32	32	25t	4	26	25
TB	27	24	32	32	10	22	7	24	29	22	26	14	2	6	2	27	14	29	27
WAS	10	11	16	10	8t	17	26	5	7t	21	1	6	3	3	19	18	25	24	18

Opponent/Defense Rank

- (A) Total Yards per Game
  - (B) Yards per Play
  - (C) Rushing Yards per Game
  - (D) Rushing Yards per Attempt
  - (E) Passing Net Yards per Game
  - (F) Passing Net Yards per Play
  - (G) Passing, Percent Had Intercepted
  - (H) Sacks per Pass Play
  - (I) First Downs per Game
  - (J) Third Down Efficiency
  - (K) Fourth Down Efficiency
  - (L) Punt Return Average
  - (M) Kickoff Return Average
  - (N) Gross Punting Average
  - (O) Net Punting Average
  - (P) Points per Game
  - (Q) Field Goal Percentage
- Combined Offense/Defense Rank
- (R) Points per Game Differential
  - (S) Net Yards per Game Differential

WEEK 17 / THROUGH SUNDAY, JANUARY 3, 2010

**NFL / TOTAL OFFENSE**

Rank	Team	Total	Rushing	Passing	Total	Rushing	Passing
1)	New Orleans	6461	2106	4355	403.8	131.6	272.2
2)	Dallas	6390	2103	4287	399.4	131.4	267.9
3)	New England	6357	1921	4436	397.3	120.1	277.3
4)	Houston	6129	1475	4654	383.1	92.2	290.9
5)	Minnesota	6074	1918	4156	379.6	119.9	259.8
6)	Green Bay	6065	1885	4180	379.1	117.8	261.3
7)	Pittsburgh	5941	1793	4148	371.3	112.1	259.3
8)	New York Giants	5856	1837	4019	366.0	114.8	251.2
9)	Indianapolis	5809	1294	4515	363.1	80.9	282.2
10)	San Diego	5761	1423	4338	360.1	88.9	271.1
11)	Philadelphia	5726	1637	4089	357.9	102.3	255.6
12)	Tennessee	5623	2592	3031	351.4	162.0	189.4
13)	Baltimore	5619	2200	3419	351.2	137.5	213.7
14)	Arizona	5510	1494	4016	344.4	93.4	251.0
15)	Denver	5463	1836	3627	341.4	114.8	226.7
16)	Atlanta	5447	1876	3571	340.4	117.3	223.2
17)	Miami	5401	2231	3170	337.6	139.4	198.1
18)	Jacksonville	5385	2029	3356	336.6	126.8	209.8
19)	Carolina	5297	2498	2799	331.1	156.1	174.9
20)	New York Jets	5136	2756	2380	321.0	172.3	148.8
21)	Seattle	5069	1566	3503	316.8	97.9	218.9
22)	Washington	4998	1508	3490	312.4	94.3	218.1
23)	Chicago	4965	1492	3473	310.3	93.3	217.1
24)	Cincinnati	4946	2056	2890	309.1	128.5	180.6
25)	Kansas City	4851	1929	2922	303.2	120.6	182.6
26)	Detroit	4784	1616	3168	299.0	101.0	198.0
27)	San Francisco	4652	1600	3052	290.8	100.0	190.8
28)	Tampa Bay	4600	1625	2975	287.5	101.6	185.9
29)	St. Louis	4470	1784	2686	279.4	111.5	167.9
30)	Buffalo	4382	1867	2515	273.9	116.7	157.2
31)	Oakland	4258	1701	2557	266.1	106.3	159.8
32)	Cleveland	4163	2087	2076	260.2	130.4	129.8

**NFL / TOTAL DEFENSE**

Rank	Team	Total	Rushing	Passing	Total	Rushing	Passing
1)	New York Jets	4037	1578	2459	252.3	98.6	153.7
2)	Green Bay	4551	1333	3218	284.4	83.3	201.1
3)	Baltimore	4808	1492	3316	300.5	93.3	207.3
4)	Cincinnati	4822	1573	3249	301.4	98.3	203.1
5)	Pittsburgh	4885	1438	3447	305.3	89.9	215.4
6)	Minnesota	4888	1394	3494	305.5	87.1	218.4
7)	Denver	5040	2059	2981	315.0	128.7	186.3
8)	Carolina	5053	1997	3056	315.8	124.8	191.0
9)	Dallas	5054	1448	3606	315.9	90.5	225.4
10)	Washington	5115	1799	3316	319.7	112.4	207.3
11)	New England	5123	1768	3355	320.2	110.5	209.7
12)	Philadelphia	5137	1675	3462	321.1	104.7	216.4
13t)	Houston	5198	1711	3487	324.9	106.9	217.9
13t)	New York Giants	5198	1773	3425	324.9	110.8	214.1
15)	San Francisco	5222	1552	3670	326.4	97.0	229.4
16)	San Diego	5230	1882	3348	326.9	117.6	209.3
17)	Chicago	5404	2022	3382	337.8	126.4	211.4
18)	Indianapolis	5427	2024	3403	339.2	126.5	212.7
19)	Buffalo	5449	2501	2948	340.6	156.3	184.3
20)	Arizona	5543	1804	3739	346.4	112.8	233.7
21)	Atlanta	5582	1709	3873	348.9	106.8	242.1
22)	Miami	5589	1835	3754	349.3	114.7	234.6
23)	Jacksonville	5637	1863	3774	352.3	116.4	235.9
24)	Seattle	5703	1776	3927	356.4	111.0	245.4
25)	New Orleans	5724	1955	3769	357.8	122.2	235.6
26)	Oakland	5791	2488	3303	361.9	155.5	206.4
27)	Tampa Bay	5849	2531	3318	365.6	158.2	207.4
28)	Tennessee	5850	1711	4139	365.6	106.9	258.7
29)	St. Louis	5965	2201	3764	372.8	137.6	235.3
30)	Kansas City	6211	2504	3707	388.2	156.5	231.7
31)	Cleveland	6229	2314	3915	389.3	144.6	244.7
32)	Detroit	6274	2025	4249	392.1	126.6	265.6

WEEK 17 / THROUGH SUNDAY, JANUARY 3, 2010

**AFC / TAKE-AWAYS, GIVE-AWAYS**

Rank	Team	TAKE-AWAYS			GIVE-AWAYS			Net
		Int	Fum	Total	Int	Fum	Total	Diff
1)	Baltimore	22	10	32	13	9	22	= +10
2)	San Diego	14	11	25	10	7	17	= +8
3)	Denver	17	13	30	13	10	23	= +7
4)	New England	18	10	28	13	9	22	= +6
5)	Buffalo	28	5	33	19	11	30	= +3
6t)	Indianapolis	16	10	26	19	5	24	= +2
6t)	Jacksonville	15	10	25	10	13	23	= +2
8t)	Kansas City	15	13	28	17	10	27	= +1
8t)	New York Jets	17	14	31	21	9	30	= +1
10)	Cincinnati	19	6	25	13	12	25	= 0
11)	Houston	14	13	27	17	11	28	= -1
12)	Pittsburgh	12	10	22	14	11	25	= -3
13)	Tennessee	20	7	27	15	16	31	= -4
14)	Miami	15	6	21	19	10	29	= -8
15)	Cleveland	10	9	19	18	13	31	= -12
16)	Oakland	8	12	20	18	15	33	= -13
	<b>Totals</b>	<b>260</b>	<b>159</b>	<b>419</b>	<b>249</b>	<b>171</b>	<b>420</b>	<b>= -1</b>

**NFC / TAKE-AWAYS, GIVE-AWAYS**

Rank	Team	TAKE-AWAYS			GIVE-AWAYS			Net
		Int	Fum	Total	Int	Fum	Total	Diff
1)	Green Bay	30	10	40	8	8	16	= +24
2)	Philadelphia	25	13	38	13	10	23	= +15
3)	New Orleans	26	13	39	12	16	28	= +11
4)	San Francisco	18	15	33	14	10	24	= +9
5t)	Carolina	22	15	37	20	11	31	= +6
5t)	Minnesota	11	13	24	7	11	18	= +6
7)	Atlanta	15	13	28	17	8	25	= +3
8)	Dallas	11	10	21	9	10	19	= +2
9)	Tampa Bay	19	10	29	29	5	34	= -5
10)	Chicago	13	15	28	27	7	34	= -6
11t)	Arizona	21	8	29	18	18	36	= -7
11t)	New York Giants	13	11	24	14	17	31	= -7
13)	Seattle	13	10	23	19	12	31	= -8
14)	Washington	11	6	17	16	12	28	= -11
15)	St. Louis	8	12	20	21	12	33	= -13
16)	Detroit	9	14	23	32	9	41	= -18
	<b>Totals</b>	<b>265</b>	<b>188</b>	<b>453</b>	<b>276</b>	<b>176</b>	<b>452</b>	<b>= +1</b>

**NFL / TAKE-AWAYS, GIVE-AWAYS**

Rank	Team	TAKE-AWAYS			GIVE-AWAYS			Net
		Int	Fum	Total	Int	Fum	Total	Diff
1)	Green Bay	30	10	40	8	8	16	= +24
2)	Philadelphia	25	13	38	13	10	23	= +15
3)	New Orleans	26	13	39	12	16	28	= +11
4)	Baltimore	22	10	32	13	9	22	= +10
5)	San Francisco	18	15	33	14	10	24	= +9
6)	San Diego	14	11	25	10	7	17	= +8
7)	Denver	17	13	30	13	10	23	= +7
8t)	New England	18	10	28	13	9	22	= +6
8t)	Carolina	22	15	37	20	11	31	= +6
8t)	Minnesota	11	13	24	7	11	18	= +6
11t)	Buffalo	28	5	33	19	11	30	= +3
11t)	Atlanta	15	13	28	17	8	25	= +3
13t)	Indianapolis	16	10	26	19	5	24	= +2
13t)	Jacksonville	15	10	25	10	13	23	= +2
13t)	Dallas	11	10	21	9	10	19	= +2
16t)	Kansas City	15	13	28	17	10	27	= +1
16t)	New York Jets	17	14	31	21	9	30	= +1
18)	Cincinnati	19	6	25	13	12	25	= 0
19)	Houston	14	13	27	17	11	28	= -1
20)	Pittsburgh	12	10	22	14	11	25	= -3
21)	Tennessee	20	7	27	15	16	31	= -4
22)	Tampa Bay	19	10	29	29	5	34	= -5
23)	Chicago	13	15	28	27	7	34	= -6
24t)	Arizona	21	8	29	18	18	36	= -7
24t)	New York Giants	13	11	24	14	17	31	= -7
26t)	Miami	15	6	21	19	10	29	= -8
26t)	Seattle	13	10	23	19	12	31	= -8
28)	Washington	11	6	17	16	12	28	= -11
29)	Cleveland	10	9	19	18	13	31	= -12
30t)	Oakland	8	12	20	18	15	33	= -13
30t)	St. Louis	8	12	20	21	12	33	= -13
32)	Detroit	9	14	23	32	9	41	= -18
	<b>Totals</b>	<b>525</b>	<b>347</b>	<b>872</b>	<b>525</b>	<b>347</b>	<b>872</b>	<b>= 0</b>

**WEEK 17 / THROUGH SUNDAY, JANUARY 3, 2010****NFL / TEAM/OFFENSE INSIDE THE 20**

Rank	Team	Poss	Pts	TD	TD%	FG	Score	Score%
1)	Arizona	54	295	38	70.4	10	48	88.9
2)	Indianapolis	53	280	35	66.0	12	47	88.7
3)	Minnesota	69	350	43	62.3	17	60	87.0
4)	Miami	54	274	33	61.1	15	48	88.9
5)	San Francisco	39	191	23	59.0	10	33	84.6
6)	New Orleans	71	342	41	57.7	19	60	84.5
7)	Washington	46	224	26	56.5	15	41	89.1
8)	Tennessee	39	184	22	56.4	10	32	82.1
9)	Green Bay	62	297	34	54.8	20	54	87.1
10)	San Diego	63	303	34	54.0	22	56	88.9
11)	Baltimore	57	252	30	52.6	14	44	77.2
12)	Houston	63	282	33	52.4	17	50	79.4
13)	New England	65	296	34	52.3	20	54	83.1
14)	Dallas	50	224	26	52.0	14	40	80.0
15)	Atlanta	56	250	29	51.8	16	45	80.4
16)	Tampa Bay	31	130	16	51.6	6	22	71.0
17)	Jacksonville	47	200	24	51.1	11	35	74.5
18t)	Carolina	40	182	20	50.0	14	34	85.0
18t)	Cincinnati	50	230	25	50.0	18	43	86.0
20)	New York Jets	49	220	24	49.0	18	42	85.7
21t)	New York Giants	56	248	27	48.2	20	47	83.9
21t)	Pittsburgh	56	255	27	48.2	22	49	87.5
23t)	Denver	52	231	25	48.1	19	44	84.6
23t)	Philadelphia	52	238	25	48.1	21	46	88.5
25)	Kansas City	38	174	18	47.4	16	34	89.5
26)	Detroit	36	154	17	47.2	12	29	80.6
27)	Chicago	51	214	24	47.1	15	39	76.5
28)	Cleveland	39	169	17	43.6	17	34	87.2
29)	Oakland	29	117	12	41.4	11	23	79.3
30)	Seattle	48	185	19	39.6	18	37	77.1
31)	St. Louis	34	106	11	32.4	10	21	61.8
32)	Buffalo	38	147	12	31.6	21	33	86.8

**NFL / OPPONENTS/DEFENSE INSIDE THE 20**

Rank	Team	Poss	Pts	TD	TD%	FG	Score	Score%
1)	Washington	41	176	16	39.0	21	37	90.2
2)	New Orleans	56	213	22	39.3	20	42	75.0
3)	San Francisco	47	186	19	40.4	18	37	78.7
4)	Baltimore	43	183	18	41.9	19	37	86.0
5)	New York Jets	33	135	14	42.4	13	27	81.8
6)	Cleveland	57	243	25	43.9	23	48	84.2
7)	Minnesota	40	174	18	45.0	17	35	87.5
8)	Pittsburgh	42	179	19	45.2	15	34	81.0
9)	Arizona	47	199	22	46.8	15	37	78.7
10)	Miami	51	219	24	47.1	18	42	82.4
11)	Cincinnati	40	180	19	47.5	16	35	87.5
12)	Oakland	65	277	31	47.7	20	51	78.5
13)	Indianapolis	51	219	25	49.0	15	40	78.4
14t)	Carolina	50	215	25	50.0	14	39	78.0
14t)	Denver	48	212	24	50.0	15	39	81.3
14t)	Tampa Bay	50	221	25	50.0	16	41	82.0
17)	Atlanta	51	217	26	51.0	12	38	74.5
18)	Detroit	71	325	37	52.1	22	59	83.1
19)	San Diego	55	263	29	52.7	20	49	89.1
20)	Buffalo	50	242	27	54.0	18	45	90.0
21)	New England	40	180	22	55.0	9	31	77.5
22)	Jacksonville	52	253	29	55.8	17	46	88.5
23)	Dallas	32	159	18	56.3	11	29	90.6
24)	Seattle	55	254	31	56.4	12	43	78.2
25)	Kansas City	53	258	30	56.6	16	46	86.8
26)	Philadelphia	51	243	29	56.9	13	42	82.4
27)	Tennessee	56	283	33	58.9	17	50	89.3
28)	Green Bay	46	217	28	60.9	7	35	76.1
29)	St. Louis	59	296	36	61.0	15	51	86.4
30)	Houston	37	192	24	64.9	8	32	86.5
31)	Chicago	56	293	37	66.1	12	49	87.5
32)	New York Giants	62	338	42	67.7	16	58	93.5



WEEK 17 / THROUGH SUNDAY, JANUARY 3, 2010

**NFL / OFFENSE/TEAMS: FIRST DOWNS, THIRD DOWNS, FOURTH DOWNS**

Rank	Team	FIRST DOWNS				THIRD DOWNS			FOURTH DOWNS		
		Total	Rush	Pass	Pen	Made	Att	Pct	Made	Att	Pct
1)	New England	373	114	222	37	90	206	43.7	11	22	50.0
2)	New Orleans	348	115	215	18	88	197	44.7	6	15	40.0
3)	Minnesota	343	99	220	24	100	223	44.8	8	12	66.7
4)	Houston	340	93	231	16	82	204	40.2	8	12	66.7
5)	Indianapolis	339	69	241	29	95	193	49.2	5	11	45.5
6t)	Dallas	335	110	203	22	82	202	40.6	4	11	36.4
6t)	Green Bay	335	102	201	32	103	219	47.0	3	9	33.3
8)	Miami	333	129	188	16	120	245	49.0	13	18	72.2
9)	Pittsburgh	331	96	210	25	80	203	39.4	8	12	66.7
10t)	San Diego	330	80	222	28	83	187	44.4	5	10	50.0
10t)	Atlanta	330	105	192	33	91	216	42.1	16	23	69.6
12)	New York Giants	323	103	194	26	90	210	42.9	9	15	60.0
13)	Baltimore	320	115	187	18	89	214	41.6	6	13	46.2
14)	Arizona	317	77	215	25	69	190	36.3	5	9	55.6
15)	Denver	306	95	186	25	78	215	36.3	7	18	38.9
16)	Jacksonville	300	114	170	16	102	226	45.1	12	21	57.1
17)	Seattle	297	80	184	33	75	225	33.3	8	19	42.1
18)	Cincinnati	295	109	159	27	93	229	40.6	10	14	71.4
19)	Philadelphia	290	87	182	21	75	207	36.2	6	14	42.9
20)	Carolina	289	123	152	14	82	220	37.3	9	20	45.0
21)	Tennessee	288	115	154	19	89	214	41.6	12	22	54.5
22)	Detroit	281	82	168	31	84	234	35.9	7	26	26.9
23t)	New York Jets	280	132	131	17	86	232	37.1	15	20	75.0
23t)	Washington	280	72	191	17	86	216	39.8	7	22	31.8
25)	Chicago	262	71	170	21	81	217	37.3	7	18	38.9
26)	St. Louis	259	79	159	21	73	226	32.3	10	28	35.7
27)	Kansas City	256	91	139	26	62	227	27.3	14	29	48.3
28)	Tampa Bay	246	80	148	18	71	218	32.6	9	22	40.9
29)	San Francisco	238	77	137	24	65	218	29.8	12	21	57.1
30)	Cleveland	237	102	118	17	76	233	32.6	10	15	66.7
31)	Oakland	234	81	131	22	63	213	29.6	10	21	47.6
32)	Buffalo	233	81	126	26	51	198	25.8	7	15	46.7
	<b>Totals</b>	<b>9568</b>	<b>3078</b>	<b>5746</b>	<b>744</b>	<b>2654</b>	<b>6877</b>	<b>38.6</b>	<b>279</b>	<b>557</b>	<b>50.1</b>

**NFL / DEFENSE/OPPONENTS: FIRST DOWNS, THIRD DOWNS, FOURTH DOWNS**

Rank	Team	FIRST DOWNS				THIRD DOWNS			FOURTH DOWNS		
		Total	Rush	Pass	Pen	Made	Att	Pct	Made	Att	Pct
1)	New York Jets	237	87	128	22	69	219	31.5	7	19	36.8
2)	Minnesota	271	63	183	25	69	200	34.5	5	12	41.7
3)	Green Bay	272	68	168	36	76	211	36.0	10	25	40.0
4)	Pittsburgh	274	70	186	18	96	227	42.3	7	10	70.0
5)	Cincinnati	276	95	165	16	81	210	38.6	7	15	46.7
6)	San Francisco	278	77	176	25	88	240	36.7	6	15	40.0
7t)	Baltimore	280	82	164	34	80	218	36.7	7	17	41.2
7t)	Washington	280	85	176	19	87	219	39.7	4	17	23.5
9)	Dallas	286	74	186	26	70	200	35.0	6	12	50.0
10t)	New England	289	80	193	16	72	194	37.1	10	21	47.6
10t)	Arizona	289	81	188	20	82	232	35.3	12	24	50.0
12t)	Denver	290	99	167	24	81	218	37.2	8	16	50.0
12t)	Carolina	290	109	155	26	70	197	35.5	9	17	52.9
14)	Philadelphia	295	81	179	35	73	221	33.0	17	30	56.7
15)	Miami	297	88	184	25	69	198	34.8	8	15	53.3
16)	Houston	300	91	175	34	79	201	39.3	9	21	42.9
17)	Atlanta	303	89	197	17	97	214	45.3	8	17	47.1
18)	Seattle	305	80	204	21	87	223	39.0	6	12	50.0
19)	Jacksonville	307	100	191	16	94	209	45.0	12	17	70.6
20)	New York Giants	308	103	182	23	77	199	38.7	12	19	63.2
21)	San Diego	309	112	177	20	82	203	40.4	10	20	50.0
22t)	Buffalo	310	134	157	19	97	240	40.4	14	26	53.8
22t)	New Orleans	310	111	175	24	82	216	38.0	11	24	45.8
24)	Chicago	312	105	186	21	93	226	41.2	6	13	46.2
25)	Oakland	314	126	158	30	77	216	35.6	9	14	64.3
26)	Kansas City	318	122	178	18	85	223	38.1	6	11	54.5
27)	Indianapolis	320	106	203	11	104	231	45.0	6	19	31.6
28)	Tennessee	323	89	210	24	89	218	40.8	12	17	70.6
29)	Tampa Bay	324	129	171	24	86	214	40.2	9	15	60.0
30)	Detroit	332	95	213	24	85	210	40.5	10	15	66.7
31)	St. Louis	333	127	182	24	91	209	43.5	6	12	50.0
32)	Cleveland	336	120	189	27	86	221	38.9	10	20	50.0
	<b>Totals</b>	<b>9568</b>	<b>3078</b>	<b>5746</b>	<b>744</b>	<b>2654</b>	<b>6877</b>	<b>38.6</b>	<b>279</b>	<b>557</b>	<b>50.1</b>

WEEK 17 / THROUGH SUNDAY, JANUARY 3, 2010

**NFL / KICKOFFS (Receiving Team)**

Rank	Team	TotKO	AdjKO	TB	TB%	EZ	EZ%	OB	I20	Avg.Start
1)	Cleveland	81	81	8	9.9	26	32.1	3	12	31.4
2)	Minnesota	72	67	11	16.4	23	31.9	1	8	31.2
3)	Chicago	85	82	3	3.7	20	23.5	2	14	30.9
4)	Baltimore	67	66	8	12.1	21	31.3	0	9	29.5
5)	Pittsburgh	75	73	6	8.2	20	26.7	0	7	28.8
6)	New Orleans	75	71	15	21.1	36	48.0	0	8	28.4
7)	San Diego	77	72	8	11.1	23	29.9	1	10	27.9
8)	Buffalo	74	73	7	9.6	28	37.8	2	12	27.5
9)	Green Bay	65	61	5	8.2	14	21.5	2	7	27.3
10)	New York Jets	60	58	13	22.4	30	50.0	2	10	27.3
11)	Detroit	106	102	9	8.8	31	29.2	1	15	27.0
12)	Atlanta	73	69	17	24.6	38	52.1	1	6	26.4
13)	Cincinnati	68	62	4	6.5	12	17.6	0	15	26.4
14)	Philadelphia	77	68	14	20.6	25	32.5	2	12	26.2
15)	Houston	76	73	11	15.1	41	53.9	0	13	26.1
16)	Miami	89	85	11	12.9	40	44.9	1	18	26.0
17)	Tampa Bay	88	87	24	27.6	51	58.0	0	7	25.8
18)	Kansas City	93	90	15	16.7	33	35.5	0	10	25.8
19)	Jacksonville	84	81	14	17.3	38	45.2	1	13	25.7
20)	Seattle	81	78	19	24.4	39	48.1	1	11	25.4
21)	Carolina	73	72	20	27.8	30	41.1	2	8	25.2
22)	Indianapolis	76	72	18	25.0	39	51.3	1	11	25.1
23)	New York Giants	89	82	14	17.1	31	34.8	0	8	25.0
24)	St. Louis	87	85	10	11.8	38	43.7	1	16	25.0
25)	Tennessee	84	82	12	14.6	34	40.5	2	13	24.9
26)	San Francisco	69	65	16	24.6	30	43.5	0	10	24.8
27)	Dallas	60	57	11	19.3	25	41.7	0	14	24.7
28)	Arizona	72	72	17	23.6	39	54.2	1	16	24.4
29)	Washington	78	75	12	16.0	29	37.2	0	12	24.1
30)	Denver	80	78	21	26.9	46	57.5	2	13	24.1
31)	New England	64	63	9	14.3	30	46.9	0	13	23.4
32)	Oakland	86	84	19	22.6	27	31.4	1	18	22.8
	<b>Totals</b>	<b>2484</b>	<b>2386</b>	<b>401</b>	<b>16.8</b>	<b>987</b>	<b>41.4</b>	<b>30</b>	<b>369</b>	<b>26.4</b>

Note: Average opponent drive start DOES NOT include onside kicks or kickoffs at the end of a half unless either kickoff is returned for a touchdown. All other kickoffs (returned kickoffs, fair catches, touchback and kickoffs out of bounds) are included. Kickoffs resulting in the kicking team retaining possession are not included.

ADJ KO: Adjusted kickoffs are used to compute the Avg. Team Drive Start.

I20: The number of drives that start inside (not including) the 20 yd line.

WEEK 17 / THROUGH SUNDAY, JANUARY 3, 2010

NFL / KICKOFFS (Kicking Team)

Rank	Team	TotKO	AdjKO	TB	TB%	EZ	EZ%	OB	I20	Avg.Start
1)	Atlanta	76	72	28	38.9	49	64.5	0	18	21.4
2)	Dallas	79	73	29	39.7	46	58.2	0	11	22.8
3)	Denver	78	75	28	37.3	48	61.5	0	13	22.9
4)	Seattle	69	66	22	33.3	44	63.8	0	10	24.2
5)	San Francisco	73	72	6	8.3	26	35.6	1	18	24.6
6)	Tampa Bay	58	53	9	17.0	18	31.0	0	11	24.8
7)	Indianapolis	83	82	22	26.8	56	67.5	1	13	25.1
8)	Jacksonville	65	63	17	27.0	33	50.8	1	11	25.5
9)	New Orleans	104	101	28	27.7	60	57.7	2	14	25.5
10)	Baltimore	84	81	4	4.9	22	26.2	1	14	25.6
11)	Houston	82	81	10	12.3	37	45.1	1	13	25.7
12)	Cleveland	65	60	6	10.0	17	26.2	3	12	25.8
13)	Arizona	78	76	14	18.4	32	41.0	2	13	25.8
14)	Buffalo	69	68	6	8.8	19	27.5	1	12	26.1
15)	Washington	69	65	8	12.3	15	21.7	2	12	26.1
16)	St. Louis	53	51	8	15.7	25	47.2	1	7	26.1
17)	New England	91	89	21	23.6	47	51.6	0	7	26.2
18)	New York Jets	82	79	10	12.7	34	41.5	1	16	26.4
19)	Carolina	72	70	21	30.0	41	56.9	0	8	26.7
20)	Kansas City	73	66	7	10.6	29	39.7	1	11	27.0
21)	Philadelphia	94	87	11	12.6	33	35.1	1	6	27.1
22)	Miami	82	77	7	9.1	26	31.7	1	11	27.2
23)	Minnesota	98	96	5	5.2	22	22.4	1	18	27.5
24)	New York Giants	86	81	6	7.4	24	27.9	1	11	27.6
25)	San Diego	97	94	9	9.6	20	20.6	0	11	27.7
26)	Chicago	73	70	8	11.4	25	34.2	1	6	27.7
27)	Tennessee	81	78	7	9.0	32	39.5	1	9	27.9
28)	Cincinnati	69	69	8	11.6	19	27.5	3	8	28.0
29)	Oakland	59	58	17	29.3	30	50.8	0	5	28.7
30)	Detroit	64	61	4	6.6	16	25.0	1	12	28.7
31)	Green Bay	97	92	12	13.0	33	34.0	2	15	28.9
32)	Pittsburgh	81	80	3	3.8	9	11.1	0	13	31.3
	<b>Totals</b>	<b>2484</b>	<b>2386</b>	<b>401</b>	<b>16.8</b>	<b>987</b>	<b>41.4</b>	<b>30</b>	<b>369</b>	<b>26.4</b>

Note: Average team drive start DOES NOT include onside kicks or kickoffs at the end of a half unless either kickoff is returned for a touchdown. All other kickoffs (returned kickoffs, fair catches, touchback and kickoffs out of bounds) are included. Kickoffs resulting in the kicking team retaining possession are not included.

ADJ KO: Adjusted kickoffs are used to compute the Avg. Team Drive Start.

I20: The number of drives that start inside (not including) the 20 yd line.

WEEK 17 / THROUGH SUNDAY, JANUARY 3, 2010

**AFC / SINGLE-GAME HIGHS / PLAYERS**

**Most Points**-- 18, Jones-Drew, Jax vs. St.L., 10/18 (OT), (3 td, 0 fg, 0 xp, 0 2pt)  
**Most Points**-- 18, (12 times in Non-Overtime Games)  
**Passing Yards**-- 503, Roethlisberger, Pitt. vs. G.B., 12/20, (29-46, 503, 3 td, 0 int)  
**Longest Pass**-- 98, Fitzpatrick, Buff. at Jax , 11/22, (to Owens, Terrell, td)  
**Passing Touchdowns**-- 6, Brady, N.E. vs. Tenn., 10/18, (29-34, 380, 6 td, 0 int)  
**Rushing Yards**-- 286, J. Harrison, Clev. at K.C., 12/20, (34-286, 3 td)  
**Rushing Attempts**-- 39, J. Harrison, Clev. vs. Oak., 12/27, (39-148, 1 td)  
**Longest Rush**-- 91, Johnson, Tenn. vs. Hou., 9/20, td  
**Receptions**-- 21, Marshall, Denv. at Ind., 12/13, (21-200, 2 td)  
**Receiving Yards**-- 213, Gaffney, Denv. vs. K.C., 1/3, (14-213, 0 td)  
**Kickoff Return Yards**-- 299, Ginn, Miami at NY-J, 11/1, (6-299, 2 td)  
**Kickoff Returns**-- 7, (5 times in Non-Overtime Games)  
**Longest Kickoff Return**-- 106, B. Smith, NY-J at Ind., 12/27, td  
**Punt Return Yards**-- 120, Cribbs, Clev. vs. Cin., 10/4 (OT), (6-120, 0 fc, 0 td)  
**Punt Return Yards**-- 117, Welker, N.E. at Ind., 11/15, (5-117, 1 fc, 0 td)  
**Punt Returns**-- 7, J. Jones, Hou. vs. Oak., 10/4, (7-60, 1 fc, 0 td)  
**Longest Punt Return**-- 77, Sproles, S.D. vs. Denv., 10/19, td  
**Interceptions**-- 3, Bodden, N.E. vs. NY-J, 11/22, (3-60, 1 td)  
**Longest Interception Return**-- 94, Studebaker, K.C. vs. Pitt., 11/22 (OT)  
**Longest Interception Return**-- 91, Butler, N.E. at Hou., 1/3, td  
**Sacks**-- 5.0, Odom, Cin. at G.B., 9/20  
**Scrimmage Yards**-- 298, J. Harrison, Clev. at K.C., 12/20, (Rush 34-286, Rec 2-12)  
**Longest Punt**-- 73, Moorman, Buff. at K.C., 12/13  
**Punts**-- 11, Lechler, Oak. vs. K.C., 11/15, (11-531, 48.3)  
**Field Goals Made**-- 5, Cundiff, Balt. vs. Ind., 11/22, (5-6, 46 lg)  
**Longest Field Goal**-- 61, Janikowski, Oak. at Clev., 12/27

**NFC / SINGLE-GAME HIGHS / PLAYERS**

**Most Points**-- 18, (5 times in Non-Overtime Games)  
**Passing Yards**-- 450, McNabb, Phil. at S.D., 11/15, (35-55, 450, 2 td, 1 int)  
**Longest Pass**-- 90, Ryan, Atl. at S.F., 10/11, (to White, Roddy, td)  
**Passing Touchdowns**-- 6, Brees, N.O. vs. Det., 9/13, (26-34, 358, 6 td, 1 int)  
**Rushing Yards**-- 207, Gore, S.F. vs. Sea., 9/20, (16-207, 2 td)  
**Rushing Attempts**-- 30, D. Williams, Car. at T.B., 10/18, (30-152, 2 td)  
**Longest Rush**-- 80, Gore, S.F. vs. Sea., 9/20, td  
**Receptions**-- 14, Witten, Dal. at NY-G, 12/6, (14-156, 0 td)  
**Receiving Yards**-- 250, Austin, Dal. at K.C., 10/11 (OT), (10-250, 2 td)  
**Receiving Yards**-- 210, White, Atl. at S.F., 10/11, (8-210, 2 td)  
**Kickoff Return Yards**-- 230, Hixon, NY-G at N.O., 10/18, (7-230, 0 td)  
**Kickoff Returns**-- 9, Amendola, St.L. at Tenn., 12/13, (9-217, 0 td)  
**Longest Kickoff Return**-- 102, Knox, Chi. vs. Det., 10/4, td  
**Punt Return Yards**-- 116, Crayton, Dal. vs. Sea., 11/1, (4-116, 1 fc, 1 td)  
**Punt Returns**-- 7, Moss, NY-G vs. Oak., 10/11, (7-48, 0 fc, 0 td)  
**Punt Returns**-- 7, Burtleson, Sea. vs. S.F., 12/6, (7-61, 1 fc, 0 td)  
**Longest Punt Return**-- 85, D. Jackson, Phil. at Car., 9/13, td  
**Interceptions**-- 3, Talib, T.B. at Wash., 10/4, (3-61, 0 td)  
**Longest Interception Return**-- 101, Delmas, Det. vs. Ariz., 12/20, td  
**Sacks**-- 4.5, J. Allen, Minn. vs. G.B., 10/5  
**Scrimmage Yards**-- 250, Austin, Dal. at K.C., 10/11 (OT), (Rush 0-0, Rec 10-250)  
**Scrimmage Yards**-- 246, Gore, S.F. vs. Sea., 9/20, (Rush 16-207, Rec 5-39)  
**Longest Punt**-- 70, Ryan, Sea. vs. St.L., 9/13  
**Longest Punt**-- 70, Koenen, Atl. at Car., 11/15  
**Punts**-- 11, D. Jones, St.L. vs. S.F., 1/3, (11-551, 50.1)  
**Field Goals Made**-- 4, Hartley, N.O. at Wash., 12/6 (OT), (4-5, 34 lg)  
**Field Goals Made**-- 4, (7 times in Non-Overtime Games)  
**Longest Field Goal**-- 55, Jo. Brown, St.L. vs. Sea., 11/29

WEEK 17 / THROUGH SUNDAY, JANUARY 3, 2010

**NFL / SINGLE-GAME HIGHS / PLAYERS**

**Most Points**-- 18, Jones-Drew, Jax vs. St.L., 10/18 (OT), (3 td, 0 fg, 0 xp, 0 2pt)  
**Most Points**-- 18, (17 times in Non-Overtime Games)  
**Passing Yards**-- 503, Roethlisberger, Pitt. vs. G.B., 12/20, (29-46, 503, 3 td, 0 int)  
**Longest Pass**-- 98, Fitzpatrick, Buff. at Jax , 11/22, (to Owens, Terrell, td)  
**Passing Touchdowns**-- 6, Brees, N.O. vs. Det., 9/13, (26-34, 358, 6 td, 1 int)  
**Passing Touchdowns**-- 6, Brady, N.E. vs. Tenn., 10/18, (29-34, 380, 6 td, 0 int)  
**Rushing Yards**-- 286, J. Harrison, Clev. at K.C., 12/20, (34-286, 3 td)  
**Rushing Attempts**-- 39, J. Harrison, Clev. vs. Oak., 12/27, (39-148, 1 td)  
**Longest Rush**-- 91, Johnson, Tenn. vs. Hou., 9/20, td  
**Receptions**-- 21, Marshall, Denv. at Ind., 12/13, (21-200, 2 td)  
**Receiving Yards**-- 250, Austin, Dal. at K.C., 10/11 (OT), (10-250, 2 td)  
**Receiving Yards**-- 213, Gaffney, Denv. vs. K.C., 1/3, (14-213, 0 td)  
**Kickoff Return Yards**-- 299, Ginn, Miami at NY-J, 11/1, (6-299, 2 td)  
**Kickoff Returns**-- 9, Amendola, St.L. at Tenn., 12/13, (9-217, 0 td)  
**Longest Kickoff Return**-- 106, B. Smith, NY-J at Ind., 12/27, td  
**Punt Return Yards**-- 120, Cribbs, Clev. vs. Cin., 10/4 (OT), (6-120, 0 fc, 0 td)  
**Punt Return Yards**-- 117, Welker, N.E. at Ind., 11/15, (5-117, 1 fc, 0 td)  
**Punt Returns**-- 7, (3 times in Non-Overtime Games)  
**Longest Punt Return**-- 85, D. Jackson, Phil. at Car., 9/13, td  
**Interceptions**-- 3, Talib, T.B. at Wash., 10/4, (3-61, 0 td)  
**Interceptions**-- 3, Bodden, N.E. vs. NY-J, 11/22, (3-60, 1 td)  
**Longest Interception Return**-- 101, Delmas, Det. vs. Ariz., 12/20, td  
**Sacks**-- 5.0, Odom, Cin. at G.B., 9/20  
**Scrimmage Yards**-- 298, J. Harrison, Clev. at K.C., 12/20, (Rush 34-286, Rec 2-12)  
**Longest Punt**-- 73, Moorman, Buff. at K.C., 12/13  
**Punts**-- 11, Lechler, Oak. vs. K.C., 11/15, (11-531, 48.3)  
**Punts**-- 11, D. Jones, St.L. vs. S.F., 1/3, (11-551, 50.1)  
**Field Goals Made**-- 5, Cundiff, Balt. vs. Ind., 11/22, (5-6, 46 lg)  
**Longest Field Goal**-- 61, Janikowski, Oak. at Clev., 12/27

**WEEK 17 / THROUGH SUNDAY, JANUARY 3, 2010**

**NFL / LEADING PASSERS**

Player, Team	Pct			Yds	Avg		Pct			Pct	Rating
	Att	Comp	Comp		Gain	TD	TD	Long	Int		
Brees, N.O.	514	363	70.6	4388	8.54	34	6.6	75t	11	2.1	109.6
Favre, Min.	531	363	68.4	4202	7.91	33	6.2	63	7	1.3	107.2
Rivers, S.D.	486	317	65.2	4254	8.75	28	5.8	81t	9	1.9	104.4
Rodgers, G.B.	541	350	64.7	4434	8.20	30	5.5	83t	7	1.3	103.2
Roethlisberger, Pit.	506	337	66.6	4328	8.55	26	5.1	60t	12	2.4	100.5
Manning, Ind.	571	393	68.8	4500	7.88	33	5.8	80t	16	2.8	99.9
Schaub, Hou.	583	396	67.9	4770	8.18	29	5.0	72t	15	2.6	98.6
Romo, Dal.	550	347	63.1	4483	8.15	26	4.7	80t	9	1.6	97.6
Brady, N.E.	565	371	65.7	4398	7.78	28	5.0	81t	13	2.3	96.2
Warner, Ariz	513	339	66.1	3753	7.32	26	5.1	45	14	2.7	93.2
Manning, NY-G	509	317	62.3	4021	7.90	27	5.3	74t	14	2.8	93.1
McNabb, Phi.	443	267	60.3	3553	8.02	22	5.0	60t	10	2.3	92.9
Flacco, Bal.	499	315	63.1	3613	7.24	21	4.2	72t	12	2.4	88.9
Orton, Den.	541	336	62.1	3802	7.03	21	3.9	87t	12	2.2	86.8
Campbell, Was.	507	327	64.5	3618	7.14	20	3.9	84	15	3.0	86.4
C. Palmer, Cin.	466	282	60.5	3094	6.64	21	4.5	73	13	2.8	83.6
Garrard, Jac.	516	314	60.9	3597	6.97	15	2.9	63	10	1.9	83.5
Young, Ten.	259	152	58.7	1879	7.25	10	3.9	66t	7	2.7	82.8
A. Smith, S.F.	372	225	60.5	2350	6.32	18	4.8	73t	12	3.2	81.5
Ryan, Atl.	451	263	58.3	2916	6.47	22	4.9	90t	14	3.1	80.9
Cutler, Chi.	555	336	60.5	3666	6.61	27	4.9	71	26	4.7	76.8
Henne, Mia.	451	274	60.8	2878	6.38	12	2.7	67	14	3.1	75.2
Hasselbeck, Sea.	488	293	60.0	3029	6.21	17	3.5	53	17	3.5	75.1
Bulger, St.L	247	140	56.7	1469	5.95	5	2.0	50	6	2.4	70.7
Cassel, K.C.	493	271	55.0	2924	5.93	16	3.2	61	16	3.2	69.9
Fitzpatrick, Buf.	227	127	55.9	1422	6.26	9	4.0	98t	10	4.4	69.7
Quinn, Cle.	256	136	53.1	1339	5.23	8	3.1	59t	7	2.7	67.2
*Sanchez, NY-J	364	196	53.8	2444	6.71	12	3.3	65t	20	5.5	63.0
*Stafford, Det.	377	201	53.3	2267	6.01	13	3.4	75t	20	5.3	61.0
*Freeman, T.B.	291	159	54.6	1857	6.38	10	3.4	42t	18	6.2	59.9
Delhomme, Car.	321	178	55.5	2015	6.28	8	2.5	52	18	5.6	59.4
J. Russell, Oak.	246	120	48.8	1287	5.23	3	1.2	86t	11	4.5	50.0

**NFL / LEADING PASSERS, RANKS**

Player, Team	Pct			Yds	Avg		Pct			Pct	Rating
	Att	Comp	Comp		Gain	TD	TD	Long	Int		
Brees, N.O.	10	4t	1	6	3	1	1		11t	6	1
Favre, Min.	8	4t	3	9	8	2t	2		2t	2	2
Rivers, S.D.	18	13t	8	8	1	6t	4		6t	4	3
Rodgers, G.B.	6t	6	9	4	4	4	5		2t	1	4
Roethlisberger, Pit.	14	9	5	7	2	10t	7		13t	10	5
Manning, Ind.	2	2	2	2	10	2t	3		25t	19	6
Schaub, Hou.	1	1	4	1	5	5	9		23t	13	7
Romo, Dal.	5	7	12	3	6	10t	15		6t	3	8
Brady, N.E.	3	3	7	5	11	6t	11		17t	9	9
Warner, Ariz	11	8	6	12	12	10t	8		19t	15	10
Manning, NY-G	12	13t	13	10	9	8t	6		19t	17	11
McNabb, Phi.	22	21	20	17	7	13t	10		8t	8	12
Flacco, Bal.	15	15	11	15	14	15t	17		13t	11	13
Orton, Den.	6t	10t	14	11	16	15t	20		13t	7	14
Campbell, Was.	13	12	10	14	15	18	19		23t	20	15
C. Palmer, Cin.	19	18	18	18	19	15t	16		17t	18	16
Garrard, Jac.	9	16	15	16	17	22	28		8t	5	17
Young, Ten.	28	28	22	27	13	26t	21		2t	14	18
A. Smith, S.F.	24	23	19	24	24	19	14		13t	23	19
Ryan, Atl.	20t	22	23	21	21	13t	12		19t	21t	20
Cutler, Chi.	4	10t	17	13	20	8t	13		32	28	21
Henne, Mia.	20t	19	16	22	23	24t	29		19t	21t	22
Hasselbeck, Sea.	17	17	21	19	27	20	22		27	25	23
Bulger, St.L	30	29	24	29	29	35t	31		1	12	24
Cassel, K.C.	16	20	27	20	30	21	26		25t	24	25
Fitzpatrick, Buf.	32	31	25	30	26	28	18		8t	26	26
Quinn, Cle.	29	30	31	31	32	29t	27		2t	16	27
*Sanchez, NY-J	25	25	29	23	18	24t	25		30t	30	28
*Stafford, Det.	23	24	30	25	28	23	23		30t	29	29
*Freeman, T.B.	27	27	28	28	22	26t	24		28t	32	30
Delhomme, Car.	26	26	26	26	25	29t	30		28t	31	31
J. Russell, Oak.	31	32	32	32	31	41t	32		11t	27	32

**WEEK 17 / THROUGH SUNDAY, JANUARY 3, 2010**

**NFL / FOURTH-QUARTER PASSING LEADERS**

Rank	Player, Team	Att	Comp	Comp%	Yards	YPA	TD	TD%	Int	Int%	Rating
1)	Manning, Ind.	109	79	72.5	939	8.61	7	6.4	1	0.9	116.0
2)	S. Hill, S.F.	42	29	69.0	303	7.21	3	7.1	0	0.0	113.5
3)	Brees, N.O.	126	91	72.2	1066	8.46	6	4.8	0	0.0	113.4
4)	Favre, Min.	126	89	70.6	1081	8.58	8	6.3	2	1.6	111.2
5)	Rodgers, G.B.	104	63	60.6	787	7.57	9	8.7	2	1.9	104.9
6)	Romo, Dal.	142	89	62.7	1232	8.68	8	5.6	2	1.4	103.4
7)	Roethlisberger, Pit.	125	80	64.0	991	7.93	5	4.0	0	0.0	101.8
8)	Rivers, S.D.	109	72	66.1	989	9.07	5	4.6	3	2.8	98.8
9)	Manning, NY-G	143	90	62.9	1114	7.79	8	5.6	3	2.1	96.9
10)	Flacco, Bal.	125	79	63.2	1058	8.46	7	5.6	5	4.0	92.0
11)	Orton, Den.	147	89	60.5	1193	8.12	6	4.1	4	2.7	88.6
12)	Schaub, Hou.	154	103	66.9	1128	7.32	5	3.2	4	2.6	88.3
13)	Culpepper, Det.	68	41	60.3	450	6.62	2	2.9	1	1.5	83.6
14)	A. Smith, S.F.	98	58	59.2	657	6.70	6	6.1	4	4.1	82.7
15)	Gradkowski, Oak.	64	35	54.7	505	7.89	4	6.3	3	4.7	81.8
16)	C. Palmer, Cin.	111	70	63.1	702	6.32	5	4.5	4	3.6	81.0
17)	McNabb, Phi.	97	59	60.8	685	7.06	2	2.1	2	2.1	80.5
18)	S. Wallace, Sea.	52	32	61.5	258	4.96	1	1.9	0	0.0	80.4
19)	Cassel, K.C.	129	67	51.9	885	6.86	10	7.8	6	4.7	80.4
20)	Campbell, Was.	137	88	64.2	842	6.15	4	2.9	4	2.9	78.8
21)	Brady, N.E.	121	73	60.3	685	5.66	5	4.1	4	3.3	75.9
22)	Garrard, Jac.	127	69	54.3	852	6.71	5	3.9	4	3.1	75.3
23)	Leftwich, T.B.	46	21	45.7	218	4.74	2	4.3	0	0.0	74.4
24)	Bulger, St.L	86	44	51.2	549	6.38	2	2.3	1	1.2	74.2
25)	Ryan, Atl.	124	73	58.9	712	5.74	7	5.6	6	4.8	73.7
26)	Cutler, Chi.	141	80	56.7	893	6.33	9	6.4	8	5.7	73.4
27)	Quinn, Cle.	103	53	51.5	477	4.63	4	3.9	1	1.0	73.2
28)	Young, Ten.	73	36	49.3	427	5.85	2	2.7	1	1.4	71.0
29)	Edwards, Buf.	49	25	51.0	270	5.51	3	6.1	2	4.1	71.0
30)	Henne, Mia.	142	78	54.9	909	6.40	5	3.5	7	4.9	65.7
31)	J. Russell, Oak.	73	36	49.3	423	5.79	2	2.7	2	2.7	65.0
32)	Warner, Ariz	90	48	53.3	536	5.96	2	2.2	3	3.3	64.9
33)	*Freeman, T.B.	96	56	58.3	644	6.71	4	4.2	7	7.3	62.2
34)	Fitzpatrick, Buf.	70	40	57.1	464	6.63	3	4.3	5	7.1	61.8
35)	Redman, Atl.	47	24	51.1	226	4.81	2	4.3	2	4.3	61.1
36)	Delhomme, Car.	112	58	51.8	727	6.49	2	1.8	5	4.5	59.6
37)	Hasselbeck, Sea.	145	85	58.6	836	5.77	2	1.4	7	4.8	59.4
38)	Collins, Ten.	43	20	46.5	200	4.65	1	2.3	1	2.3	58.3
39)	*Stafford, Det.	120	61	50.8	625	5.21	1	0.8	7	5.8	44.6
40)	*Sanchez, NY-J	69	35	50.7	541	7.84	1	1.4	9	13.0	42.3
41)	Boller, St.L	54	29	53.7	229	4.24	0	0.0	3	5.6	41.4
42)	D. Anderson, Cle.	44	16	36.4	163	3.70	0	0.0	4	9.1	9.9

WEEK 17 / THROUGH SUNDAY, JANUARY 3, 2010

NFL / THIRD-DOWN PASSING LEADERS

Rank	Player, Team	Att	Comp	Comp%	Yards	YPA	TD	TD%	Int	Int%	Rating
1)	Rodgers, G.B.	157	106	67.5	1710	10.89	14	8.9	0	0.0	133.5
2)	Manning, NY-G	140	89	63.6	1355	9.68	11	7.9	3	2.1	112.6
3)	Manning, Ind.	146	103	70.5	1129	7.73	10	6.8	2	1.4	110.2
4)	Brady, N.E.	134	81	60.4	1000	7.46	8	6.0	0	0.0	103.5
5)	Brees, N.O.	128	82	64.1	1045	8.16	11	8.6	5	3.9	101.9
6)	Rivers, S.D.	127	74	58.3	1183	9.31	11	8.7	6	4.7	98.6
7)	Favre, Min.	151	96	63.6	1206	7.99	9	6.0	5	3.3	94.4
8)	Campbell, Was.	139	97	69.8	1155	8.31	6	4.3	5	3.6	94.3
9)	C. Palmer, Cin.	162	94	58.0	1154	7.12	8	4.9	3	1.9	88.9
10)	Garrard, Jac.	147	90	61.2	1088	7.40	7	4.8	4	2.7	88.5
11)	Ryan, Atl.	138	78	56.5	957	6.93	8	5.8	3	2.2	88.3
12)	Orton, Den.	153	84	54.9	933	6.10	10	6.5	3	2.0	86.9
13)	A. Smith, S.F.	104	62	59.6	593	5.70	6	5.8	2	1.9	86.7
14)	McNabb, Phi.	111	61	55.0	867	7.81	7	6.3	4	3.6	86.4
15)	Flacco, Bal.	148	90	60.8	1003	6.78	8	5.4	5	3.4	84.9
16)	Schaub, Hou.	136	81	59.6	937	6.89	5	3.7	3	2.2	83.5
17)	Roethlisberger, Pit.	132	75	56.8	998	7.56	7	5.3	5	3.8	82.8
18)	Romo, Dal.	144	81	56.3	1022	7.10	5	3.5	3	2.1	81.4
19)	Warner, Ariz	127	73	57.5	780	6.14	6	4.7	4	3.1	78.2
20)	Henne, Mia.	141	85	60.3	881	6.25	4	2.8	5	3.5	73.0
21)	Cutler, Chi.	154	89	57.8	1018	6.61	11	7.1	12	7.8	69.1
22)	Quinn, Cle.	83	43	51.8	520	6.27	4	4.8	4	4.8	67.3
23)	Cassel, K.C.	144	71	49.3	834	5.79	5	3.5	6	4.2	61.5
24)	J. Russell, Oak.	86	41	47.7	398	4.63	0	0.0	0	0.0	61.1
25)	Hasselbeck, Sea.	125	67	53.6	682	5.46	6	4.8	8	6.4	58.8
26)	*Sanchez, NY-J	137	70	51.1	797	5.82	3	2.2	6	4.4	58.0
27)	*Freeman, T.B.	88	43	48.9	537	6.10	3	3.4	5	5.7	55.9
28)	*Stafford, Det.	116	62	53.4	671	5.78	2	1.7	10	8.6	40.6



WEEK 17 / THROUGH SUNDAY, JANUARY 3, 2010NFL / LEADING RUSHERS

Rank	Player, Team	Att	Yards	Avg	Long	TD
1)	Johnson, Ten.	358	2006	5.6	91t	14
2)	Jackson, St.L	324	1416	4.4	58	4
3)	Jones, NY-J	331	1402	4.2	71t	14
4)	Jones-Drew, Jac.	312	1391	4.5	80t	15
5)	Peterson, Min.	314	1383	4.4	64t	18
6)	Rice, Bal.	254	1339	5.3	59t	7
7)	Grant, G.B.	282	1253	4.4	62t	11
8)	Benson, Cin.	301	1251	4.2	42	6
9)	Stewart, Car.	221	1133	5.1	67t	10
10)	R. Williams, Mia.	241	1121	4.7	68t	11
11t)	Charles, K.C.	190	1120	5.9	76t	7
11t)	Gore, S.F.	229	1120	4.9	80t	10
13)	D. Williams, Car.	216	1117	5.2	77	7
14)	Mendenhall, Pit.	242	1108	4.6	60	7
15)	Jackson, Buf.	237	1062	4.5	43	2
16)	*Moreno, Den.	247	947	3.8	36	7
17)	Barber, Dal.	214	932	4.4	35	7
18)	Forte, Chi.	258	929	3.6	61	4
19)	Turner, Atl.	178	871	4.9	58t	10
20)	J. Harrison, Cle.	194	862	4.4	71t	5
21)	Jacobs, NY-G	224	835	3.7	31	5
22)	Addai, Ind.	219	828	3.8	21t	10
23)	Williams, T.B.	210	821	3.9	35	4
24t)	P. Thomas, N.O.	147	793	5.4	34t	6
24t)	*B. Wells, Ariz	176	793	4.5	33	7
26)	Bradshaw, NY-G	163	778	4.8	38	7
27)	Maroney, N.E.	194	757	3.9	45t	9
28)	K. Smith, Det.	217	747	3.4	31	4
29)	Tomlinson, S.D.	223	730	3.3	36	12
30)	Jones, Dal.	116	685	5.9	56	3
31)	J. Jones, Sea.	177	663	3.7	62t	2
32)	Bell, N.O.	172	654	3.8	35	5
33)	Brown, Mia.	147	648	4.4	45	8
34)	Buckhalter, Den.	120	642	5.4	45t	1
35)	*McCoy, Phi.	155	637	4.1	66t	4
36)	Forsett, Sea.	114	619	5.4	35	4
37)	Snelling, Atl.	142	613	4.3	31	4
38)	Hightower, Ariz	143	598	4.2	50	8
39)	Bush, Oak.	123	589	4.8	60	3
40)	L. Johnson, K.C.-Cin.	178	581	3.3	27	0
41)	McGahee, Bal.	109	544	5.0	77t	12
42)	*Greene, NY-J	108	540	5.0	33t	2
43)	Ja. Lewis, Cle.	143	500	3.5	18	0
44)	Portis, Was.	124	494	4.0	78	1
45)	Fargas, Oak.	129	491	3.8	35	3
46)	Lynch, Buf.	120	450	3.8	47	2
47)	Slaton, Hou.	131	437	3.3	32t	3
48)	Ward, T.B.	114	409	3.6	28	1
49t)	Bush, N.O.	70	390	5.6	55	5
49t)	Moats, Hou.	101	390	3.9	17	4

WEEK 17 / THROUGH SUNDAY, JANUARY 3, 2010

NFL / LEADERS IN RECEPTIONS

Rank	Player, Team	Rec	Yards	Avg	Long	TD
1)	Welker, N.E.	123	1348	11.0	58	4
2)	Smith, NY-G	107	1220	11.4	51	7
3t)	A. Johnson, Hou.	101	1569	15.5	72t	9
3t)	Marshall, Den.	101	1120	11.1	75t	10
5t)	Wayne, Ind.	100	1264	12.6	65t	10
5t)	Clark, Ind. (TE)	100	1106	11.1	80t	10
7)	Fitzgerald, Ariz	97	1092	11.3	34t	13
8)	Ward, Pit.	95	1167	12.3	54	6
9)	Witten, Dal. (TE)	94	1030	11.0	69	2
10)	White, Atl.	85	1153	13.6	90t	11
11)	Boldin, Ariz	84	1024	12.2	44	4
12t)	Rice, Min.	83	1312	15.8	63	8
12t)	Moss, N.E.	83	1264	15.2	71t	13
12t)	Gonzalez, Atl. (TE)	83	867	10.4	27	6
15)	Austin, Dal.	81	1320	16.3	60t	11
16t)	Holmes, Pit.	79	1248	15.8	57	5
16t)	Gates, S.D. (TE)	79	1157	14.6	56	8
16t)	Houshmandzadeh, Sea.	79	911	11.5	53	3
19t)	V. Davis, S.F. (TE)	78	965	12.4	73t	13
19t)	Rice, Bal. (RB)	78	702	9.0	63	1
21)	Winslow, T.B. (TE)	77	884	11.5	42t	5
22t)	Celek, Phi. (TE)	76	971	12.8	47t	8
22t)	Miller, Pit. (TE)	76	789	10.4	41	6
22t)	Bess, Mia.	76	758	10.0	34t	2
25)	Mason, Bal.	73	1028	14.1	72t	7
26)	Ochocinco, Cin.	72	1047	14.5	50	9
27t)	Colston, N.O.	70	1074	15.3	68	9
27t)	Driver, G.B.	70	1061	15.2	71t	6
27t)	Moss, Was.	70	902	12.9	59t	3
30t)	V. Jackson, S.D.	68	1167	17.2	55	9
30t)	Jennings, G.B.	68	1113	16.4	83t	4
32)	C. Johnson, Det.	67	984	14.7	75t	5
33)	Z. Miller, Oak. (TE)	66	805	12.2	86t	3
34)	S. Smith, Car.	65	982	15.1	66	7
35t)	D. Jackson, Phi.	63	1167	18.5	71t	9
35t)	Sims-Walker, Jac.	63	869	13.8	61t	7
35t)	Burleson, Sea.	63	812	12.9	44t	3
35t)	Hightower, Ariz (RB)	63	428	6.8	23	0
39t)	*Harvin, Min.	60	790	13.2	51t	6
39t)	*Collie, Ind.	60	676	11.3	39t	7
39t)	Olsen, Chi. (TE)	60	612	10.2	41	8
42t)	Manningham, NY-G	57	822	14.4	49	5
42t)	Cotchery, NY-J	57	821	14.4	53	3
42t)	Hester, Chi.	57	757	13.3	48	3
42t)	Forte, Chi. (RB)	57	471	8.3	37	0
46)	Shiancoe, Min. (TE)	56	566	10.1	27	11
47t)	Owens, Buf.	55	829	15.1	98t	5
47t)	*Maclin, Phi.	55	762	13.9	56	4
47t)	Breaston, Ariz	55	712	12.9	45	3
47t)	Finley, G.B. (TE)	55	676	12.3	62t	5
47t)	Berrian, Min.	55	618	11.2	40	4

WEEK 17 / THROUGH SUNDAY, JANUARY 3, 2010

NFL / RECEIVING YARDAGE LEADERS

Rank	Player, Team	Yards	Rec	Avg	Long	TD
1)	A. Johnson, Hou.	1569	101	15.5	72t	9
2)	Welker, N.E.	1348	123	11.0	58	4
3)	Austin, Dal.	1320	81	16.3	60t	11
4)	Rice, Min.	1312	83	15.8	63	8
5t)	Moss, N.E.	1264	83	15.2	71t	13
5t)	Wayne, Ind.	1264	100	12.6	65t	10
7)	Holmes, Pit.	1248	79	15.8	57	5
8)	Smith, NY-G	1220	107	11.4	51	7
9t)	D. Jackson, Phi.	1167	63	18.5	71t	9
9t)	V. Jackson, S.D.	1167	68	17.2	55	9
9t)	Ward, Pit.	1167	95	12.3	54	6
12)	Gates, S.D. (TE)	1157	79	14.6	56	8
13)	White, Atl.	1153	85	13.6	90t	11
14)	Marshall, Den.	1120	101	11.1	75t	10
15)	Jennings, G.B.	1113	68	16.4	83t	4
16)	Clark, Ind. (TE)	1106	100	11.1	80t	10
17)	Fitzgerald, Ariz	1092	97	11.3	34t	13
18)	Colston, N.O.	1074	70	15.3	68	9
19)	Driver, G.B.	1061	70	15.2	71t	6
20)	Ochocinco, Cin.	1047	72	14.5	50	9
21)	Witten, Dal. (TE)	1030	94	11.0	69	2
22)	Mason, Bal.	1028	73	14.1	72t	7
23)	Boldin, Ariz	1024	84	12.2	44	4
24)	C. Johnson, Det.	984	67	14.7	75t	5
25)	S. Smith, Car.	982	65	15.1	66	7
26)	Celek, Phi. (TE)	971	76	12.8	47t	8
27)	V. Davis, S.F. (TE)	965	78	12.4	73t	13
28)	Houshmandzadeh, Sea.	911	79	11.5	53	3
29)	Moss, Was.	902	70	12.9	59t	3
30)	Winslow, T.B. (TE)	884	77	11.5	42t	5
31)	Sims-Walker, Jac.	869	63	13.8	61t	7
32)	Gonzalez, Atl. (TE)	867	83	10.4	27	6
33)	Owens, Buf.	829	55	15.1	98t	5
34)	Manningham, NY-G	822	57	14.4	49	5
35)	Cotchery, NY-J	821	57	14.4	53	3
36)	Burleson, Sea.	812	63	12.9	44t	3
37)	Z. Miller, Oak. (TE)	805	66	12.2	86t	3
38)	Henderson, N.O.	804	51	15.8	75t	2
39t)	*Harvin, Min.	790	60	13.2	51t	6
39t)	*Nicks, NY-G	790	47	16.8	68t	6
41)	Miller, Pit. (TE)	789	76	10.4	41	6
42)	Floyd, S.D.	776	45	17.2	53	1
43)	Garcon, Ind.	765	47	16.3	66	4
44)	*Maclin, Phi.	762	55	13.9	56	4
45)	Bess, Mia.	758	76	10.0	34t	2
46)	Hester, Chi.	757	57	13.3	48	3
47)	*Wallace, Pit.	756	39	19.4	60t	6
48)	Gaffney, Den.	732	54	13.6	49	2
49)	Chambers, S.D.-K.C.	730	45	16.2	61	5
50t)	Holt, Jac.	722	51	14.2	63	0
50t)	Meachem, N.O.	722	45	16.0	54t	9

WEEK 17 / THROUGH SUNDAY, JANUARY 3, 2010

NFL / THIRD-DOWN RECEIVING LEADERS

Rank	Player, Team	Rec	Yards	Avg	Long	TD
1)	Smith, NY-G	38	457	12.0	36	3
2)	Bess, Mia.	35	344	9.8	21	1
3)	Wayne, Ind.	29	397	13.7	65t	2
4)	Clark, Ind. (TE)	28	236	8.4	21	3
5)	Marshall, Den.	27	312	11.6	49	5
6t)	Jennings, G.B.	26	596	22.9	83t	3
6t)	Gonzalez, Atl. (TE)	26	309	11.9	24	2
6t)	Celek, Phi. (TE)	26	307	11.8	47t	4
6t)	Taylor, Min. (RB)	26	257	9.9	33	1
10)	Welker, N.E.	25	307	12.3	58	1
11t)	*Harvin, Min.	24	331	13.8	31	1
11t)	Witten, Dal. (TE)	24	207	8.6	20	2
13t)	Winslow, T.B. (TE)	23	248	10.8	37	0
13t)	Rice, Bal. (RB)	23	156	6.8	18	0
15t)	Mason, Bal.	22	347	15.8	62t	3
15t)	Holmes, Pit.	22	345	15.7	45	2
15t)	C. Johnson, Det.	22	303	13.8	64	0
15t)	Randle El, Was.	22	233	10.6	44	0
15t)	*Crabtree, S.F.	22	230	10.5	38t	1
15t)	Caldwell, Cin.	22	224	10.2	24	1
21t)	Austin, Dal.	21	334	15.9	59t	2
21t)	Gates, S.D. (TE)	21	326	15.5	36	4
21t)	A. Johnson, Hou.	21	282	13.4	49	2
24t)	Rice, Min.	20	345	17.3	43	2
24t)	White, Atl.	20	317	15.9	90t	4
24t)	Driver, G.B.	20	304	15.2	68	2
24t)	V. Davis, S.F. (TE)	20	246	12.3	73t	4
24t)	Morgan, S.F.	20	216	10.8	61	0
29t)	Ochocinco, Cin.	19	286	15.1	30	3
29t)	Washington, Ten.	19	267	14.1	35	3
29t)	Moss, N.E.	19	266	14.0	71t	3
29t)	Fitzgerald, Ariz	19	247	13.0	25	2
29t)	Sims-Walker, Jac.	19	232	12.2	45	2
29t)	*Knox, Chi.	19	193	10.2	31	3
29t)	Leonard, Cin. (RB)	19	139	7.3	17	0
36t)	K. Washington, Bal.	18	221	12.3	21	1
36t)	Houshmandzadeh, Sea.	18	184	10.2	31	0
36t)	Boldin, Ariz	18	170	9.4	22	1
39t)	Sproles, S.D. (RB)	17	248	14.6	81t	3
39t)	Cotchery, NY-J	17	201	11.8	45	1
39t)	*Stroughter, T.B.	17	200	11.8	35	0
39t)	Hightower, Ariz (RB)	17	109	6.4	23	0
43t)	S. Smith, Car.	16	287	17.9	46	3
43t)	Owens, Buf.	16	200	12.5	37	1
43t)	Camarillo, Mia.	16	195	12.2	29	0
43t)	Muhammad, Car.	16	178	11.1	24	1
43t)	Z. Miller, Oak. (TE)	16	159	9.9	28	0
43t)	*M. Thomas, Jac.	16	153	9.6	20	1
43t)	Olsen, Chi. (TE)	16	143	8.9	33t	4
43t)	Addai, Ind. (RB)	16	133	8.3	25	2

WEEK 17 / THROUGH SUNDAY, JANUARY 3, 2010

NFL / LEADING SCORERS, NONKICKERS

Rank	Player, Team	TD	Rush	Rec	Ret	X2	Pts
1)	Peterson, Min. (RB)	18	18	0	0	0	108
2)	Johnson, Ten. (RB)	16	14	2	0	1	98
3)	Jones-Drew, Jac. (RB)	16	15	1	0	0	96
4t)	Jones, NY-J (RB)	14	14	0	0	0	84
4t)	McGahee, Bal. (RB)	14	12	2	0	0	84
6t)	Moss, N.E. (WR)	13	0	13	0	1	80
6t)	R. Williams, Mia. (RB)	13	11	2	0	1	80
8t)	Addai, Ind. (RB)	13	10	3	0	0	78
8t)	V. Davis, S.F. (TE)	13	0	13	0	0	78
8t)	Fitzgerald, Ariz (WR)	13	0	13	0	0	78
8t)	Gore, S.F. (RB)	13	10	3	0	0	78
12t)	D. Jackson, Phi. (WR)	12	1	9	2	0	72
12t)	Tomlinson, S.D. (RB)	12	12	0	0	0	72
14t)	Austin, Dal. (WR)	11	0	11	0	0	66
14t)	Grant, G.B. (RB)	11	11	0	0	0	66
14t)	Shiancoe, Min. (TE)	11	0	11	0	0	66
14t)	Stewart, Car. (RB)	11	10	1	0	0	66
14t)	White, Atl. (WR)	11	0	11	0	0	66
19t)	Clark, Ind. (TE)	10	0	10	0	0	60
19t)	Marshall, Den. (WR)	10	0	10	0	0	60
19t)	Meachem, N.O. (WR)	10	0	9	1	0	60
19t)	Turner, Atl. (RB)	10	10	0	0	0	60
19t)	Wayne, Ind. (WR)	10	0	10	0	0	60
24t)	Charles, K.C. (RB)	9	7	1	1	1	56
24t)	A. Johnson, Hou. (WR)	9	0	9	0	1	56
26t)	Colston, N.O. (WR)	9	0	9	0	0	54
26t)	V. Jackson, S.D. (WR)	9	0	9	0	0	54
26t)	Maroney, N.E. (RB)	9	9	0	0	0	54
26t)	*Moreno, Den. (RB)	9	7	2	0	0	54
26t)	Ochocinco, Cin. (WR)	9	0	9	0	0	54
31t)	Brown, Mia. (RB)	8	8	0	0	0	48
31t)	Bush, N.O. (RB)	8	5	3	0	0	48
31t)	Celek, Phi. (TE)	8	0	8	0	0	48
31t)	Gates, S.D. (TE)	8	0	8	0	0	48
31t)	*Harvin, Min. (WR)	8	0	6	2	0	48
31t)	Hightower, Ariz (RB)	8	8	0	0	0	48
31t)	Mendenhall, Pit. (RB)	8	7	1	0	0	48
31t)	Olsen, Chi. (TE)	8	0	8	0	0	48
31t)	Rice, Bal. (RB)	8	7	1	0	0	48
31t)	Rice, Min. (WR)	8	0	8	0	0	48
31t)	Sproles, S.D. (RB)	8	3	4	1	0	48
31t)	P. Thomas, N.O. (RB)	8	6	2	0	0	48
43t)	S. Smith, Car. (WR)	7	0	7	0	1	44
43t)	D. Williams, Car. (RB)	7	7	0	0	1	44
45t)	Barber, Dal. (RB)	7	7	0	0	0	42
45t)	Bradshaw, NY-G (RB)	7	7	0	0	0	42
45t)	Carlson, Sea. (TE)	7	0	7	0	0	42
45t)	*Collie, Ind. (WR)	7	0	7	0	0	42
45t)	Crayton, Dal. (WR)	7	0	5	2	0	42
45t)	Evans, Buf. (WR)	7	0	7	0	0	42
45t)	J. Harrison, Cle. (RB)	7	5	2	0	0	42
45t)	J. Jones, Hou. (WR)	7	0	6	1	0	42
45t)	Mason, Bal. (WR)	7	0	7	0	0	42
45t)	Sims-Walker, Jac. (WR)	7	0	7	0	0	42
45t)	Slaton, Hou. (RB)	7	3	4	0	0	42
45t)	Smith, NY-G (WR)	7	0	7	0	0	42
45t)	*B. Wells, Ariz (RB)	7	7	0	0	0	42
45t)	Williams, T.B. (RB)	7	4	3	0	0	42
45t)	R. Williams, Dal. (WR)	7	0	7	0	0	42

WEEK 17 / THROUGH SUNDAY, JANUARY 3, 2010

NFL / LEADING SCORERS, KICKERS

Rank	Player, Team	PAT	FG	Pct	Long	Pts
1)	Kaeding, S.D.	50/51	32/35	.914	55	146
2)	Akers, Phi.	43/45	32/37	.865	52	139
3)	Longwell, Min.	54/55	26/28	.929	52	132
4)	Crosby, G.B.	48/49	27/36	.750	52	129
5)	Tynes, NY-G	45/45	27/32	.844	52	126
6)	Gostkowski, N.E.	47/47	26/31	.839	53	125
7t)	Feely, NY-J	32/32	30/36	.833	55	122
7t)	Prater, Den.	32/32	30/35	.857	51	122
7t)	Reed, Pit.	41/41	27/31	.871	46	122
10)	Bironas, Ten.	37/37	27/32	.844	53	118
11)	Carpenter, Mia.	37/38	25/28	.893	52	112
12)	Lindell, Buf.	24/24	28/33	.848	56	108
13)	K. Brown, Hou.	43/44	21/32	.656	56	106
14)	Gould, Chi.	33/33	24/28	.857	52	105
15)	*Succop, K.C.	29/29	25/29	.862	53	104
16)	Mare, Sea.	28/28	24/26	.923	47	100
17t)	Graham, Cin.	28/29	23/28	.821	53	97
17t)	Kasay, Car.	31/32	22/27	.815	50	97
19)	Janikowski, Oak.	17/17	26/29	.897	61	95
20)	Folk, Dal.	36/36	18/28	.643	51	90
21)	Carney, N.O.	50/52	13/17	.765	46	89
22)	Hanson, Det.	25/25	21/28	.750	50	88
23t)	Rackers, Ariz	37/38	16/17	.941	48	85
23t)	Suisham, Was.-Dal.	25/26	20/24	.833	48	85
25t)	Nedney, S.F.	33/33	17/21	.810	51	84
25t)	Scobee, Jac.	30/31	18/28	.643	52	84
27)	Cundiff, Cle.-Bal.	23/23	18/23	.783	46	77
28)	Jo. Brown, St.L	16/16	19/24	.792	55	73
29)	Dawson, Cle.	18/19	17/19	.895	49	69
30)	Elam, Atl.	32/33	12/19	.632	50	68
31)	Stover, Ind.	33/33	9/11	.818	43	60
32t)	Barth, T.B.	12/12	14/19	.737	54	54
32t)	Hauschka, Bal.-Atl.	27/28	9/13	.692	44	54
34)	Vinatieri, Ind.	17/18	7/ 9	.778	48	38
35)	Hartley, N.O.	10/11	9/11	.818	38	37
36)	Bryant, Atl.	10/10	7/10	.700	51	31
37)	Nugent, T.B.-Ariz	14/14	4/ 8	.500	48	26
38)	*Gano, Was.	6/ 7	4/ 4	1.000	46	18
39)	Andrus, Ind.-T.B.-S.F.	10/10	0/ 1	.000	--	10
40)	Schmitt, S.F.	2/ 2	2/ 3	.667	39	8

WEEK 17 / THROUGH SUNDAY, JANUARY 3, 2010

NFL / TOUCHBACKS ON KICKOFFS

Rank	Player, Team	TB
1)	*Buehler, Dal.	29
2t)	Koenen, Atl.	28
2t)	Prater, Den.	28
4)	*Morstead, N.O.	27
5)	Mare, Sea.	22
6t)	Gostkowski, N.E.	21
6t)	Lloyd, Car.	21
6t)	*McAfee, Ind.	21
9t)	Janikowski, Oak.	17
9t)	Scobee, Jac.	17
11)	Rackers, Ariz	14
12)	Crosby, G.B.	12
13)	Akers, Phi.	11
14t)	K. Brown, Hou.	10
14t)	Feely, NY-J	10
16)	Kaeding, S.D.	9
17t)	Jo. Brown, St.L	8
17t)	Gould, Chi.	8
17t)	Graham, Cin.	8
20t)	Bironas, Ten.	7
20t)	Carpenter, Mia.	7
20t)	*Succop, K.C.	7
23t)	Barth, T.B.	6
23t)	Lindell, Buf.	6
23t)	Tynes, NY-G	6
26t)	Longwell, Min.	5
26t)	Nedney, S.F.	5
26t)	Suisham, Was.-Dal.	5
29t)	Dawson, Cle.	4
29t)	Hanson, Det.	4
31t)	Cundiff, Cle.-Bal.	3
31t)	*Gano, Was.	3
31t)	Hauschka, Bal.-Atl.	3
31t)	Reed, Pit.	3
35t)	Andrus, Ind.-T.B.-S.F.	2
35t)	Nugent, T.B.-Ariz	2
37t)	Hartley, N.O.	1
37t)	Schmitt, S.F.	1

WEEK 17 / THROUGH SUNDAY, JANUARY 3, 2010

NFL / MOST YARDS FROM SCRIMMAGE

Rank	Player, Team	Total			Rushing			Receiving		
		Yards	Att+Rec	Avg	Yards	Att	Avg	Yards	Rec	Avg
1)	Johnson, Ten. (RB)	2509	408	6.1	2006	358	5.6	503	50	10.1
2)	Rice, Bal. (RB)	2041	332	6.1	1339	254	5.3	702	78	9.0
3)	Peterson, Min. (RB)	1819	357	5.1	1383	314	4.4	436	43	10.1
4)	Jones-Drew, Jac. (RB)	1765	365	4.8	1391	312	4.5	374	53	7.1
5)	Jackson, St.L (RB)	1738	375	4.6	1416	324	4.4	322	51	6.3
6)	A. Johnson, Hou. (WR)	1579	103	15.3	10	2	5.0	1569	101	15.5
7)	Gore, S.F. (RB)	1526	281	5.4	1120	229	4.9	406	52	7.8
8)	Jones, NY-J (RB)	1460	341	4.3	1402	331	4.2	58	10	5.8
9)	Grant, G.B. (RB)	1450	307	4.7	1253	282	4.4	197	25	7.9
10)	Jackson, Buf. (RB)	1433	283	5.1	1062	237	4.5	371	46	8.1
11)	Charles, K.C. (RB)	1417	230	6.2	1120	190	5.9	297	40	7.4
12)	Forte, Chi. (RB)	1400	315	4.4	929	258	3.6	471	57	8.3
13)	R. Williams, Mia. (RB)	1385	276	5.0	1121	241	4.7	264	35	7.5
14)	Welker, N.E. (WR)	1384	128	10.8	36	5	7.2	1348	123	11.0
15t)	Mendenhall, Pit. (RB)	1369	267	5.1	1108	242	4.6	261	25	10.4
15t)	D. Williams, Car. (RB)	1369	245	5.6	1117	216	5.2	252	29	8.7
17)	Benson, Cin. (RB)	1362	318	4.3	1251	301	4.2	111	17	6.5
18)	Austin, Dal. (WR)	1318	83	15.9	-2	2	-1.0	1320	81	16.3
19)	Rice, Min. (WR)	1312	83	15.8	0	0	---	1312	83	15.8
20)	D. Jackson, Phi. (WR)	1304	74	17.6	137	11	12.5	1167	63	18.5
21)	Stewart, Car. (RB)	1272	239	5.3	1133	221	5.1	139	18	7.7
22t)	Moss, N.E. (WR)	1264	83	15.2	0	0	---	1264	83	15.2
22t)	Wayne, Ind. (WR)	1264	100	12.6	0	0	---	1264	100	12.6
24)	Holmes, Pit. (WR)	1254	82	15.3	6	3	2.0	1248	79	15.8
25)	Smith, NY-G (WR)	1220	107	11.4	0	0	---	1220	107	11.4
26)	V. Jackson, S.D. (WR)	1178	71	16.6	11	3	3.7	1167	68	17.2
27)	Ward, Pit. (WR)	1167	95	12.3	0	0	---	1167	95	12.3
28)	Addai, Ind. (RB)	1164	270	4.3	828	219	3.8	336	51	6.6
29)	K. Smith, Det. (RB)	1162	258	4.5	747	217	3.4	415	41	10.1
30)	*Moreno, Den. (RB)	1160	275	4.2	947	247	3.8	213	28	7.6
31)	Marshall, Den. (WR)	1159	108	10.7	39	7	5.6	1120	101	11.1
32)	Gates, S.D. (TE)	1157	79	14.6	0	0	---	1157	79	14.6
33)	White, Atl. (WR)	1155	86	13.4	2	1	2.0	1153	85	13.6
34)	Barber, Dal. (RB)	1153	240	4.8	932	214	4.4	221	26	8.5
35)	Clark, Ind. (TE)	1117	102	11.0	11	2	5.5	1106	100	11.1
36)	Jennings, G.B. (WR)	1113	68	16.4	0	0	---	1113	68	16.4
37)	P. Thomas, N.O. (RB)	1095	186	5.9	793	147	5.4	302	39	7.7
38)	Fitzgerald, Ariz (WR)	1092	97	11.3	0	0	---	1092	97	11.3
39)	J. Harrison, Cle. (RB)	1082	228	4.7	862	194	4.4	220	34	6.5
40)	Colston, N.O. (WR)	1080	71	15.2	6	1	6.0	1074	70	15.3
41)	Ochocinco, Cin. (WR)	1079	75	14.4	32	3	10.7	1047	72	14.5
42)	Driver, G.B. (WR)	1074	71	15.1	13	1	13.0	1061	70	15.2
43)	C. Johnson, Det. (WR)	1057	74	14.3	73	7	10.4	984	67	14.7
44)	Williams, T.B. (RB)	1040	239	4.4	821	210	3.9	219	29	7.6
45)	Boldin, Ariz (WR)	1036	87	11.9	12	3	4.0	1024	84	12.2
46t)	Mason, Bal. (WR)	1030	74	13.9	2	1	2.0	1028	73	14.1
46t)	Witten, Dal. (TE)	1030	94	11.0	0	0	---	1030	94	11.0
48)	Hightower, Ariz (RB)	1026	206	5.0	598	143	4.2	428	63	6.8
49)	Jacobs, NY-G (RB)	1019	242	4.2	835	224	3.7	184	18	10.2
50)	S. Smith, Car. (WR)	1004	70	14.3	22	5	4.4	982	65	15.1



WEEK 17 / THROUGH SUNDAY, JANUARY 3, 2010

NFL / LEADERS IN FIRST DOWNS

Rank	Player, Team	Rush	Rec	Tot
1)	Johnson, Ten. (RB)	79	18	97
2)	Peterson, Min. (RB)	74	16	90
3)	Jones-Drew, Jac. (RB)	68	16	84
4)	Rice, Bal. (RB)	54	28	82
5)	Jackson, St.L (RB)	61	16	77
6)	Welker, N.E. (WR)	3	71	74
7)	Wayne, Ind. (WR)	0	73	73
8t)	Grant, G.B. (RB)	61	9	70
8t)	A. Johnson, Hou. (WR)	1	69	70
10)	Fitzgerald, Ariz (WR)	0	69	69
11t)	Barber, Dal. (RB)	58	10	68
11t)	Jones, NY-J (RB)	64	4	68
13t)	Charles, K.C. (RB)	54	11	65
13t)	D. Williams, Car. (RB)	51	14	65
15)	R. Williams, Mia. (RB)	55	9	64
16t)	Holmes, Pit. (WR)	0	63	63
16t)	Jackson, Buf. (RB)	43	20	63
18t)	Benson, Cin. (RB)	57	5	62
18t)	*Moreno, Den. (RB)	52	10	62
18t)	Moss, N.E. (WR)	0	62	62
21t)	Addai, Ind. (RB)	44	17	61
21t)	Gates, S.D. (TE)	0	61	61
21t)	Mendenhall, Pit. (RB)	48	13	61
21t)	Smith, NY-G (WR)	0	61	61
21t)	Stewart, Car. (RB)	54	7	61
26t)	Austin, Dal. (WR)	1	59	60
26t)	Clark, Ind. (TE)	1	59	60
26t)	Gore, S.F. (RB)	47	13	60
29t)	V. Jackson, S.D. (WR)	1	58	59
29t)	Rice, Min. (WR)	0	59	59
31)	Marshall, Den. (WR)	1	56	57
32t)	Forte, Chi. (RB)	39	17	56
32t)	Ochocinco, Cin. (WR)	1	55	56
32t)	Ward, Pit. (WR)	0	56	56
35t)	Hightower, Ariz (RB)	33	22	55
35t)	Mason, Bal. (WR)	0	55	55
37t)	Colston, N.O. (WR)	0	54	54
37t)	Gonzalez, Atl. (TE)	0	54	54
37t)	White, Atl. (WR)	0	54	54
40)	Williams, T.B. (RB)	43	10	53
41t)	Bradshaw, NY-G (RB)	46	6	52
41t)	Houshmandzadeh, Sea. (WR)	0	52	52
41t)	K. Smith, Det. (RB)	36	16	52
44)	C. Johnson, Det. (WR)	5	46	51
45t)	Boldin, Ariz (WR)	1	49	50
45t)	Driver, G.B. (WR)	1	49	50
45t)	*Harvin, Min. (WR)	8	42	50
45t)	Snelling, Atl. (RB)	37	13	50
49)	Bess, Mia. (WR)	1	48	49
50t)	J. Harrison, Cle. (RB)	37	11	48
50t)	Jacobs, NY-G (RB)	43	5	48
50t)	Jennings, G.B. (WR)	0	48	48
50t)	Maroney, N.E. (RB)	44	4	48
50t)	P. Thomas, N.O. (RB)	36	12	48
50t)	Witten, Dal. (TE)	0	48	48

WEEK 17 / THROUGH SUNDAY, JANUARY 3, 2010

NFL / LEADING PUNTERS

Rank	Player, Team	No	Yards	Lg	Avg	TB	Blk	Dwn	OB	Opp Ret	In	Net
1)	Lechler, Oak.	96	4909	70	51.1	12	0	6	2	63	459	30 43.9
2)	Lee, S.F.	99	4711	64	47.6	8	0	18	2	57	495	30 41.0
3)	Graham, Ariz	86	4045	64	47.0	3	0	14	8	47	493	42 40.6
4)	D. Jones, St.L	90	4212	63	46.8	10	0	14	13	41	260	34 41.7
5)	Moorman, Buf.	90	4192	73	46.6	10	0	10	9	49	377	25 40.2
6)	Fields, Mia.	75	3472	66	46.3	6	0	8	5	43	369	25 39.8
7)	Ryan, Sea.	88	4068	70	46.2	9	0	15	4	43	479	28 38.7
8)	Kern, Den.-Ten.	64	2910	67	45.5	10	0	10	5	27	249	27 38.5
9)	Colquitt, K.C.	96	4361	70	45.4	6	1	22	4	40	285	41 40.8
10)	McBriar, Dal.	72	3249	63	45.1	3	0	5	3	38	314	38 39.9
11)	Scifres, S.D.	52	2342	65	45.0	2	0	7	4	23	265	23 39.2
12)	Zastudil, Cle.	49	2188	60	44.7	5	0	7	7	22	170	25 39.1
13)	*McAfee, Ind.	64	2837	60	44.3	6	0	7	0	36	301	21 37.8
14)	Baker, Car.	76	3352	61	44.1	4	1	9	4	41	452	22 36.6
15)	Kluwe, Min.	73	3202	60	43.9	9	0	9	9	33	260	24 37.8
16)	Kapinos, G.B.	66	2891	58	43.8	10	1	7	2	40	403	15 34.1
17)	Koch, Bal.	73	3188	60	43.7	5	1	10	8	38	287	26 37.9
18)	*Morstead, N.O.	58	2528	60	43.6	4	0	12	4	25	358	18 36.0
19)	*Huber, Cin.	86	3713	61	43.2	10	0	8	14	39	393	24 36.3
20)	N. Harris, Det.	74	3174	56	42.9	5	0	7	7	41	354	20 36.8
21)	Turk, Hou.	67	2866	62	42.8	6	0	11	2	24	104	24 39.4
22)	Sepulveda, Pit.	72	3074	60	42.7	4	0	15	2	33	325	29 37.1
23)	Koenen, Atl.	61	2598	70	42.6	3	1	10	4	27	289	18 36.3
24)	Rocca, Phi.	76	3222	61	42.4	4	0	4	14	39	229	26 38.3
25)	Berger, Den.	51	2142	65	42.0	2	0	10	4	23	169	13 37.9
26)	Weatherford, NY-J	80	3357	66	42.0	9	0	11	7	27	238	25 36.7
27)	Podlesh, Jac.	72	3017	64	41.9	5	0	8	6	38	159	23 38.3
28)	Maynard, Chi.	77	3191	66	41.4	2	0	10	17	34	272	26 37.4
29)	H. Smith, Was.	57	2356	59	41.3	5	0	5	2	22	158	23 36.8
30)	D. Johnson, T.B.	62	2558	63	41.3	3	0	10	8	29	222	16 36.7
31)	Feagles, NY-G	64	2604	59	40.7	2	0	3	17	28	258	23 36.0
32)	Hanson, N.E.	56	2221	56	39.7	5	1	7	8	20	180	18 34.1
33)	Hodges, Ten.-Cle.	67	2657	54	39.7	5	0	8	6	30	220	16 34.9

WEEK 17 / THROUGH SUNDAY, JANUARY 3, 2010

NFL / LEADING PUNTERS, NET AVERAGE

Rank	Player, Team	No	Yards	Lg	Avg	TB	Blk	Dwn	OB	Opp	Ret	In	Net
										Ret	Yds	20	Avg
1)	Lechler, Oak.	96	4909	70	51.1	12	0	6	2	63	459	30	43.9
2)	D. Jones, St.L	90	4212	63	46.8	10	0	14	13	41	260	34	41.7
3)	Lee, S.F.	99	4711	64	47.6	8	0	18	2	57	495	30	41.0
4)	Colquitt, K.C.	96	4361	70	45.4	6	1	22	4	40	285	41	40.8
5)	Graham, Ariz	86	4045	64	47.0	3	0	14	8	47	493	42	40.6
6)	Moorman, Buf.	90	4192	73	46.6	10	0	10	9	49	377	25	40.2
7)	McBriar, Dal.	72	3249	63	45.1	3	0	5	3	38	314	38	39.9
8)	Fields, Mia.	75	3472	66	46.3	6	0	8	5	43	369	25	39.8
9)	Turk, Hou.	67	2866	62	42.8	6	0	11	2	24	104	24	39.4
10)	Scifres, S.D.	52	2342	65	45.0	2	0	7	4	23	265	23	39.2
11)	Zastudil, Cle.	49	2188	60	44.7	5	0	7	7	22	170	25	39.1
12)	Ryan, Sea.	88	4068	70	46.2	9	0	15	4	43	479	28	38.7
13)	Kern, Den.-Ten.	64	2910	67	45.5	10	0	10	5	27	249	27	38.5
14)	Rocca, Phi.	76	3222	61	42.4	4	0	4	14	39	229	26	38.3
15)	Podlesh, Jac.	72	3017	64	41.9	5	0	8	6	38	159	23	38.3
16)	Berger, Den.	51	2142	65	42.0	2	0	10	4	23	169	13	37.9
17)	Koch, Bal.	73	3188	60	43.7	5	1	10	8	38	287	26	37.9
18)	Kluwe, Min.	73	3202	60	43.9	9	0	9	9	33	260	24	37.8
19)	*McAfee, Ind.	64	2837	60	44.3	6	0	7	0	36	301	21	37.8
20)	Maynard, Chi.	77	3191	66	41.4	2	0	10	17	34	272	26	37.4
21)	Sepulveda, Pit.	72	3074	60	42.7	4	0	15	2	33	325	29	37.1
22)	H. Smith, Was.	57	2356	59	41.3	5	0	5	2	22	158	23	36.8
23)	N. Harris, Det.	74	3174	56	42.9	5	0	7	7	41	354	20	36.8
24)	Weatherford, NY-J	80	3357	66	42.0	9	0	11	7	27	238	25	36.7
25)	D. Johnson, T.B.	62	2558	63	41.3	3	0	10	8	29	222	16	36.7
26)	Baker, Car.	76	3352	61	44.1	4	1	9	4	41	452	22	36.6
27)	*Huber, Cin.	86	3713	61	43.2	10	0	8	14	39	393	24	36.3
28)	Koenen, Atl.	61	2598	70	42.6	3	1	10	4	27	289	18	36.3
29)	*Morstead, N.O.	58	2528	60	43.6	4	0	12	4	25	358	18	36.0
30)	Feagles, NY-G	64	2604	59	40.7	2	0	3	17	28	258	23	36.0
31)	Hodges, Ten.-Cle.	67	2657	54	39.7	5	0	8	6	30	220	16	34.9
32)	Kapinos, G.B.	66	2891	58	43.8	10	1	7	2	40	403	15	34.1
33)	Hanson, N.E.	56	2221	56	39.7	5	1	7	8	20	180	18	34.1

WEEK 17 / THROUGH SUNDAY, JANUARY 3, 2010

NFL / PUNT RETURN LEADERS

Rank	Player, Team	Ret	FC	Yards	Avg	Long	TD
1)	D. Jackson, Phi.	29	15	441	15.2	85t	2
2)	Welker, N.E.	27	16	338	12.5	69	0
3)	Crayton, Dal.	36	23	437	12.1	82t	2
4)	Cribbs, Cle.	38	3	452	11.9	67t	1
5)	*Cosby, Cin.	40	19	474	11.9	60	0
6)	Amendola, Phi.-St.L	31	11	360	11.6	56	0
7)	Royal, Den.	30	13	335	11.2	71t	1
8)	J. Jones, Hou.	39	14	426	10.9	62	0
9)	Reynaud, Min.	30	13	308	10.3	36	0
10)	Cotchery, NY-J	23	12	236	10.3	31	0
11)	Smith, T.B.	23	8	232	10.1	21	0
12)	Weems, Atl.	27	14	270	10.0	28	0
13)	Logan, Pit.	30	16	280	9.3	25	0
14)	*Munnerlyn, Car.	31	10	278	9.0	37	0
15)	Northcutt, Det.	22	15	189	8.6	43	0
16)	Burleson, Sea.	30	3	254	8.5	29	0
17)	Leonhard, NY-J	21	13	173	8.2	37	0
18)	Carr, Bal.	32	17	262	8.2	34	0
19)	Hester, Chi.	24	5	187	7.8	33	0
20)	Wade, K.C.	21	19	160	7.6	18	0
21)	Bess, Mia.	28	13	209	7.5	22	0
22)	Sproles, S.D.	26	12	183	7.0	77t	1
23)	Breaston, Ariz	38	11	253	6.7	64	0
24)	Rushing, Ind.	21	22	119	5.7	22	0
25)	Parrish, Buf.	24	13	133	5.5	31	0
26)	Higgins, Oak.	34	21	177	5.2	19	0
27)	Bush, N.O.	27	9	130	4.8	23	0
28)	Battle, S.F.	21	10	61	2.9	18	0

WEEK 17 / THROUGH SUNDAY, JANUARY 3, 2010

NFL / KICKOFF RETURN LEADERS

Rank	Player, Team	Ret	Yards	Avg	Long	TD
1)	Smith, T.B.	31	902	29.1	83	0
2)	*Knox, Chi.	32	927	29.0	102t	1
3)	Cribbs, Cle.	56	1542	27.5	103t	3
4)	*Harvin, Min.	42	1156	27.5	101t	2
5)	Roby, N.O.	42	1154	27.5	97t	1
6)	Logan, Pit.	55	1466	26.7	83	0
7)	J. Jones, Hou.	24	638	26.6	95t	1
8)	Manning, Chi.	28	744	26.6	59	0
9)	*Webb, Bal.	35	918	26.2	95t	1
10)	Charles, K.C.	36	925	25.7	97t	1
11)	Nelson, G.B.	25	635	25.4	54	0
12)	Weems, Atl.	48	1214	25.3	62	0
13)	Ginn, Mia.	52	1296	24.9	101t	2
14)	*M. Thomas, Jac.	26	644	24.8	43	0
15)	Jackson, Buf.	41	1014	24.7	71	0
16)	Amendola, Phi.-St.L	66	1618	24.5	58	0
17)	*Stephens-Howling, Ariz	52	1257	24.2	99t	1
18)	Sproles, S.D.	54	1300	24.1	66	0
19)	Hobbs, Phi.	20	481	24.1	63	0
20)	Royal, Den.	26	621	23.9	93t	1
21)	A. Davis, Hou.	33	782	23.7	63	0
22)	Simpson, Ind.	38	898	23.6	93t	1
23)	Witherspoon, Jac.-Det.	28	640	22.9	42	0
24)	Hixon, NY-G	57	1291	22.6	68	0
25)	*Aaron Brown, Det.	42	951	22.6	87	0
26)	Jones, Dal.	30	678	22.6	41	0
27)	Cartwright, Was.	39	868	22.3	42	0
28)	*D. Williams, Det.	42	931	22.2	34	0
29)	D. Thomas, Was.	20	439	22.0	39	0
30)	*Britt, Ten.	24	523	21.8	56	0
31)	Rankin, Oak.-Sea.	22	466	21.2	41	0
32)	Holland, Oak.	28	550	19.6	60	0
33)	Caldwell, Cin.	29	539	18.6	39	0

WEEK 17 / THROUGH SUNDAY, JANUARY 3, 2010

NFL / LEADERS IN INTERCEPTIONS

Rank	Player, Team	Int	Yards	Avg	Long	TD
1t)	Sharper, N.O.	9	376	41.8	99t	3
1t)	Woodson, G.B.	9	179	19.9	45t	3
1t)	*Byrd, Buf.	9	118	13.1	37	0
1t)	Samuel, Phi.	9	117	13.0	37	0
5t)	Revis, NY-J	6	121	20.2	67t	1
5t)	Collins, G.B.	6	110	18.3	31	0
5t)	Joseph, Cin.	6	92	15.3	32	1
5t)	Rodgers-Cromarti, Ariz	6	77	12.8	49t	1
5t)	Bowman, Chi.	6	67	11.2	39	0
5t)	Hall, Cin.	6	47	7.8	26	0
5t)	Grimes, Atl.	6	17	2.8	11	0
12t)	Finnegan, Ten.	5	194	38.8	80	1
12t)	S. Brown, Phi.	5	152	30.4	83t	1
12t)	Meriweather, N.E.	5	149	29.8	56	1
12t)	Talib, T.B.	5	99	19.8	32	0
12t)	Thomas, NY-G	5	87	17.4	33	1
12t)	Jackson, T.B.	5	86	17.2	35t	2
12t)	Goodman, Den.	5	65	13.0	30	0
12t)	Bodden, N.E.	5	60	12.0	53t	1
12t)	Wilson, Ariz	5	56	11.2	41	0
12t)	Flowers, K.C.	5	38	7.6	33	0
12t)	Jenkins, Dal.	5	0	0.0	0	0
23t)	Pollard, Hou.	4	121	30.3	70t	1
23t)	Hall, Was.	4	114	28.5	44	0
23t)	T. Williams, G.B.	4	94	23.5	67	0
23t)	Landry, Bal.	4	89	22.3	48t	1
23t)	E. Wright, Cle.	4	74	18.5	47	0
23t)	Porter, N.O.	4	72	18.0	54t	1
23t)	Rolle, Ariz	4	71	17.8	29	0
23t)	*V. Davis, Mia.	4	64	16.0	26	1
23t)	Gamble, Car.	4	55	13.8	41	0
23t)	Marshall, Car.	4	47	11.8	28	0
23t)	Goldson, S.F.	4	39	9.8	34	0
23t)	Foxworth, Bal.	4	34	8.5	19	0
23t)	Pool, Cle.	4	33	8.3	32	0
23t)	*Cushing, Hou.	4	26	6.5	20	0
23t)	Wilson, Buf.	4	23	5.8	27	0
23t)	Bethea, Ind.	4	19	4.8	19	0
23t)	Bigby, G.B.	4	14	3.5	14	0
23t)	*D. Cox, Jac.	4	6	1.5	6	0
23t)	Griffin, Min.	4	-2	-0.5	0	0
42t)	D. Johnson, K.C.	3	175	58.3	70	2
42t)	Reed, Bal.	3	111	37.0	52t	1
42t)	*Butler, N.E.	3	91	30.3	91t	1
42t)	Hood, Ten.	3	91	30.3	43	1
42t)	Fuller, Ten.	3	71	23.7	45t	2
42t)	Bly, S.F.	3	66	22.0	31	0
42t)	*Lacey, Ind.	3	53	17.7	35t	1
42t)	Greenway, Min.	3	49	16.3	36	0
42t)	Bell, Mia.	3	48	16.0	29	0
42t)	Beason, Car.	3	46	15.3	18	0
42t)	Mathis, Jac.	3	46	15.3	29	0
42t)	Bulluck, Ten.	3	45	15.0	23	0
42t)	Lowery, NY-J	3	41	13.7	34	0
42t)	Mack, T.B.	3	36	12.0	36	0
42t)	Newman, Dal.	3	36	12.0	27t	1
42t)	*S. Martin, Car.	3	35	11.7	23	0
42t)	Willis, S.F.	3	33	11.0	23t	1
42t)	DeCoud, Atl.	3	25	8.3	15	0
42t)	Jammer, S.D.	3	25	8.3	21	0
42t)	Vilma, N.O.	3	25	8.3	11	0
42t)	Hope, Ten.	3	24	8.0	24	0
42t)	C. Johnson, Oak.	3	20	6.7	20	0
42t)	Posluszny, Buf.	3	20	6.7	17	0
42t)	Bailey, Den.	3	18	6.0	11	0
42t)	J. Butler, St.L	3	17	5.7	17	0
42t)	Cromartie, S.D.	3	17	5.7	16	0
42t)	Polamalu, Pit.	3	17	5.7	16	0
42t)	Rhodes, NY-J	3	17	5.7	11	0
42t)	Huff, Oak.	3	15	5.0	10	0
42t)	M. Brown, K.C.	3	13	4.3	10	0
42t)	Hawthorne, Sea.	3	9	3.0	5	0
42t)	Grant, Sea.	3	7	2.3	7	0
42t)	C. Harris, Car.	3	3	1.0	3	0
42t)	Clark, Pit.	3	0	0.0	0	0

WEEK 17 / THROUGH SUNDAY, JANUARY 3, 2010

NFL / LEADERS IN SACKS

Rank	Player, Team	Sacks
1)	Dumervil, Den. (LB)	17.0
2)	J. Allen, Min. (DE)	14.5
3t)	Freeney, Ind. (DE)	13.5
3t)	Woodley, Pit. (LB)	13.5
5)	Smith, N.O. (DE)	13.0
6)	T. Cole, Phi. (DE)	12.5
7t)	Carter, Was. (DE)	11.0
7t)	*Orakpo, Was. (LB)	11.0
7t)	Ware, Dal. (LB)	11.0
10)	Peppers, Car. (DE)	10.5
11t)	J. Harrison, Pit. (LB)	10.0
11t)	*Matthews, G.B. (LB)	10.0
11t)	Schobel, Buf. (DE)	10.0
14t)	Banta-Cain, N.E. (LB)	9.5
14t)	Mathis, Ind. (DE)	9.5
16t)	Porter, Mia. (LB)	9.0
16t)	Williams, Hou. (DE)	9.0
18t)	Edwards, Min. (DE)	8.5
18t)	Hali, K.C. (LB)	8.5
20t)	Odom, Cin. (DE)	8.0
20t)	Pace, NY-J (LB)	8.0
20t)	J. Parker, Phi. (DE)	8.0
23t)	Campbell, Ariz (DE)	7.0
23t)	Dockett, Ariz (DE)	7.0
23t)	Ellis, Oak. (DE)	7.0
23t)	Phillips, S.D. (LB)	7.0
23t)	Scott, Oak. (LB)	7.0
23t)	Starks, Mia. (DE)	7.0
23t)	Taylor, Mia. (LB)	7.0
23t)	Timmons, Pit. (LB)	7.0
23t)	Umenyiora, NY-G (DE)	7.0
32t)	Ellis, NY-J (DE)	6.5
32t)	Howard, Phi. (DE)	6.5
32t)	Lawson, S.F. (LB)	6.5
32t)	Little, St.L (DE)	6.5
32t)	Ogunleye, Chi. (DE)	6.5
32t)	Pryce, Bal. (DE)	6.5
32t)	S. White, T.B. (DE)	6.5
32t)	Wimbley, Cle. (LB)	6.5
40t)	Babineaux, Atl. (DT)	6.0
40t)	Berry, Ariz (LB)	6.0
40t)	Brooks, S.F. (LB)	6.0
40t)	A. Brown, Chi. (DE)	6.0
40t)	Fanene, Cin. (DE)	6.0
40t)	J. Johnson, Bal. (LB)	6.0
40t)	Ratliff, Dal. (NT)	6.0
40t)	J. Smith, S.F. (DE)	6.0
40t)	Spencer, Dal. (LB)	6.0
40t)	Tuck, NY-G (DE)	6.0
40t)	Wilkerson, T.B. (DE)	6.0
40t)	K. Williams, Min. (DT)	6.0

WEEK 17 / THROUGH SUNDAY, JANUARY 3, 2010

NFL / FUMBLE RECOVERIES

Rank	Player, Team	TotRec	OffRec	DefRec
1)	*Freeman, T.B.	6	6	0
2t)	Campbell, Was.	5	5	0
2t)	Cutler, Chi.	5	5	0
2t)	Hasselbeck, Sea.	5	5	0
5t)	Cassel, K.C.	4	4	0
5t)	Culpepper, Det.	4	4	0
5t)	Ratliff, Dal.	4	0	4
5t)	Rodgers, G.B.	4	4	0
5t)	Umenyiora, NY-G	4	0	4
5t)	Young, Ten.	4	4	0
11t)	J. Allen, Min.	3	0	3
11t)	Bly, S.F.	3	1	2
11t)	Charles, K.C.	3	3	0
11t)	Costanzo, Cle.	3	0	3
11t)	Dawkins, Den.	3	0	3
11t)	Delhomme, Car.	3	3	0
11t)	Devito, NY-J	3	0	3
11t)	Dorsey, K.C.	3	0	3
11t)	Flacco, Bal.	3	3	0
11t)	Greenway, Min.	3	0	3
11t)	Hargrove, N.O.	3	0	3
11t)	J. Johnson, T.B.	3	3	0
11t)	Manning, Chi.	3	1	2
11t)	*Matthews, G.B.	3	0	3
11t)	McNabb, Phi.	3	3	0
11t)	Ogunleye, Chi.	3	0	3
11t)	Parrish, Buf.	3	3	0
11t)	Pollard, Hou.	3	0	3
11t)	Reed, Bal.	3	2	1
11t)	*Reed, Sea.	3	1	2
11t)	Roman, S.F.	3	0	3
11t)	Waters, K.C.	3	3	0



WEEK 17 / THROUGH SUNDAY, JANUARY 3, 2010

NFL / DEFENSIVE FUMBLE RECOVERIES

Rank	Player, Team	Ret	Yards	Avg	Long	TD
1t)	Umenyiora, NY-G	4	61	15.3	37t	1
1t)	Ratliff, Dal.	4	0	0.0	0	0
3t)	J. Allen, Min.	3	54	18.0	52t	1
3t)	*Matthews, G.B.	3	46	15.3	42t	1
3t)	Roman, S.F.	3	25	8.3	25	0
3t)	Devito, NY-J	3	7	2.3	7	0
3t)	Hargrove, N.O.	3	1	0.3	1t	1
3t)	Costanzo, Cle.	3	0	0.0	0	0
3t)	Dawkins, Den.	3	0	0.0	0	0
3t)	Dorsey, K.C.	3	0	0.0	0	0
3t)	Greenway, Min.	3	0	0.0	0	0
3t)	Pollard, Hou.	3	0	0.0	0t	1
3t)	Ogunleye, Chi.	3	-2	-0.7	0	0
14t)	Geathers, Cin.	2	113	56.5	75t	1
14t)	*Reed, Sea.	2	81	40.5	79t	1
14t)	*Ayers, Den.	2	54	27.0	54t	1
14t)	*Westerman, NY-J	2	39	19.5	39	0
14t)	Redding, Sea.	2	29	14.5	26	0
14t)	Shanle, N.O.	2	12	6.0	12	0
14t)	McDonald, S.F.	2	11	5.5	11t	1
14t)	Wilson, Ariz	2	11	5.5	11	0
14t)	Brock, Ind.	2	9	4.5	9	0
14t)	D. Williams, Den.	2	8	4.0	8	0
14t)	Berry, Ariz	2	7	3.5	7	0
14t)	Thomas, NY-J	2	7	3.5	7	0
14t)	Biermann, Atl.	2	4	2.0	4t	1
14t)	Collins, G.B.	2	4	2.0	4	0
14t)	Manning, Chi.	2	4	2.0	5	0
14t)	A. Adams, Chi.	2	3	1.5	3	0
14t)	Gregory, S.D.	2	3	1.5	3	0
14t)	Bly, S.F.	2	2	1.0	2	0
14t)	Antoni. Smith, Hou.	2	2	1.0	2	0
14t)	Douglas, NY-J	2	1	0.5	1t	1
14t)	Atogwa, St.L	2	0	0.0	0	0
14t)	Babineaux, Atl.	2	0	0.0	0	0
14t)	Beason, Car.	2	0	0.0	0	0
14t)	Cooper, S.D.	2	0	0.0	0	0
14t)	Dahl, St.L	2	0	0.0	0	0
14t)	A. Davis, Hou.	2	0	0.0	0	0
14t)	Edwards, Bal.	2	0	0.0	0t	1
14t)	Farwell, Min.	2	0	0.0	0	0
14t)	Flowers, K.C.	2	0	0.0	0	0
14t)	*Fokou, Phi.	2	0	0.0	0	0
14t)	Griffin, Ten.	2	0	0.0	0	0
14t)	J. Harrison, Pit.	2	0	0.0	0	0
14t)	*Hill, Det.	2	0	0.0	0	0
14t)	Hunter, Det.	2	0	0.0	0	0
14t)	Izzo, NY-J	2	0	0.0	0	0
14t)	Jolly, G.B.	2	0	0.0	0	0
14t)	Dh. Jones, Cin.	2	0	0.0	0	0
14t)	Kehl, NY-G	2	0	0.0	0	0
14t)	Keiaho, Ind.	2	0	0.0	0	0
14t)	Keisel, Pit.	2	0	0.0	0	0
14t)	Marshall, Car.	2	0	0.0	0	0
14t)	McGowan, N.E.	2	0	0.0	0	0
14t)	Mikell, Phi.	2	0	0.0	0	0
14t)	Reid, Den.	2	0	0.0	0	0
14t)	D. Smith, Jac.	2	0	0.0	0	0
14t)	J. Smith, S.F.	2	0	0.0	0	0
14t)	Spencer, Dal.	2	0	0.0	0	0
14t)	Wesley, Car.	2	0	0.0	0	0
14t)	Wire, Atl.	2	0	0.0	0	0
14t)	Jones, Phi.	2	-1	-0.5	0	0



No.	Name	Pos.
5	Dan Carpenter	K
8	Matt Schaub	QB
9	David Garrard	QB
9	Shane Lechler	P
10	Nate Kaeding	K
12	Vince Young	QB
12	Tom Brady	QB
15	Brandon Marshall	WR
16	Joshua Cribbs	KR
17	Philip Rivers	QB
18	Peyton Manning	QB
20	Brian Dawkins	S
20	Ed Reed	S
21	Nnamdi Asomugha	CB
24	Champ Bailey	CB
24	Darrelle Revis	CB
27	Ray Rice	RB
28	Chris Johnson	RB
31	Jarius Byrd	S
31	Brandon Meriweather	S
32	Maurice Jones-Drew	RB
33	LeRon McClain	FB
37	Yeremiah Bell	S
41	Antoine Bethea	S
44	Dallas Clark	TE
52	Ray Lewis	LB
56	Brian Cushing	LB
56	LaMarr Woodley	LB
59	Jon Condo	LS
59	DeMeco Ryans	LB
60	D'Brickashaw Ferguson	T
63	Jeff Saturday	C
66	Alan Faneca	G
68	Kris Dielman	G
68	Kevin Mawae	C
70	Logan Mankins	G
73	Joe Thomas	T
74	Nick Mangold	C
75	Vince Wilfork	DT
77	Jake Long	T
78	Ryan Clady	T
80	Andre Johnson	WR
81	Kassim Osgood	ST
83	Vincent Jackson	WR
83	Heath Miller	TE
83	Wes Welker	WR
85	Chad Ochocinco	WR
85	Antonio Gates	TE
87	Reggie Wayne	WR
90	Mario Williams	DE
92	Shaun Ellis	DE
92	Elvis Dumervil	LB
92	James Harrison	LB
92	Haloti Ngata	DE
93	Dwight Freeney	DE
93	Kyle Vanden Bosch	DE
98	Casey Hampton	DT
98	Robert Mathis	DE



**SUN LIFE STADIUM • SOUTH FLORIDA • JANUARY 31, 2010**

**NFL ALL-STAR GAME SOUTH FLORIDA**

**AFC OFFENSE**

<b>WR</b>	80 Andre Johnson
<b>LT</b>	78 Ryan Clady
<b>LG</b>	70 Logan Mankins
<b>C</b>	74 Nick Mangold
<b>RG</b>	66 Alan Faneca
<b>RT</b>	60 D'Brickashaw Ferguson
<b>TE</b>	85 Antonio Gates
<b>WR</b>	85 Chad Ochocinco
<b>QB</b>	8 Matt Schaub
<b>FB</b>	33 LeRon McClain
<b>RB</b>	28 Chris Johnson

**NFC OFFENSE**

<b>WR</b>	10 DeSean Jackson
<b>LT</b>	71 Jason Peters
<b>LG</b>	76 Steve Hutchinson
<b>C</b>	60 Shaun O'Hara
<b>RG</b>	76 Chris Snee
<b>RT</b>	74 Bryant McKinnie
<b>TE</b>	85 Vernon Davis
<b>WR</b>	19 Miles Austin
<b>QB</b>	12 Aaron Rodgers
<b>FB</b>	43 Leonard Weaver
<b>RB</b>	28 Adrian Peterson

**AFC DEFENSE**

<b>LDE</b>	69 Jared Allen
<b>UT</b>	90 Jay Ratliff
<b>NT</b>	90 Darnell Dockett
<b>RDE</b>	90 Julius Peppers
<b>SLB</b>	94 DeMarcus Ware
<b>MLB</b>	52 Patrick Willis
<b>WLB</b>	98 Brian Orakpo
<b>LCB</b>	22 Asante Samuel
<b>RCB</b>	41 Terence Newman
<b>FS</b>	36 Nick Collins
<b>SS</b>	27 Quintin Mikell

**NFC DEFENSE**

<b>LDE</b>	58 Trent Cole
<b>UT</b>	94 Justin Smith
<b>RDE</b>	52 Clay Matthews
<b>MLB</b>	59 London Fletcher
<b>LCB</b>	21 Mike Jenkins
<b>RCB</b>	21 Antrel Rolle
<b>FS</b>	32 Maurice Jones-Drew
<b>SS</b>	27 Ray Rice

**AFC DEFENSE**

<b>LDE</b>	90 Mario Williams
<b>UT</b>	92 Haloti Ngata
<b>NT</b>	75 Vince Wilfork
<b>RDE</b>	92 Shaun Ellis
<b>SLB</b>	92 Elvis Dumervil
<b>MLB</b>	52 Ray Lewis
<b>WLB</b>	92 James Harrison
<b>LCB</b>	21 Nnamdi Asomugha
<b>RCB</b>	24 Darrelle Revis
<b>FS</b>	31 Brandon Meriweather
<b>SS</b>	20 Brian Dawkins

**NFC OFFENSE**

<b>WR</b>	84 Roddy White
<b>LT</b>	66 David Diehl
<b>LG</b>	76 Steve Hutchinson
<b>C</b>	60 Shaun O'Hara
<b>RG</b>	76 Chris Snee
<b>RT</b>	74 Bryant McKinnie
<b>TE</b>	82 Jason Witten
<b>WR</b>	12 Steve Smith
<b>QB</b>	5 Donovan McNabb
<b>FB</b>	43 Leonard Weaver
<b>RB</b>	28 Adrian Peterson

**AFC DEFENSE**

<b>LDE</b>	93 Kyle Vanden Bosch
<b>UT</b>	98 Casey Hampton
<b>NT</b>	92 Heath Farwell
<b>RDE</b>	56 LaMarr Woodley
<b>MLB</b>	59 DeMeco Ryans
<b>WLB</b>	24 Champ Bailey
<b>LCB</b>	37 Yeremiah Bell
<b>RCB</b>	24 Darrelle Revis
<b>FS</b>	31 Brandon Meriweather
<b>SS</b>	20 Brian Dawkins

**NFC OFFENSE**

<b>WR</b>	10 DeSean Jackson
<b>LT</b>	71 Jason Peters
<b>LG</b>	76 Steve Hutchinson
<b>C</b>	60 Shaun O'Hara
<b>RG</b>	76 Chris Snee
<b>RT</b>	74 Bryant McKinnie
<b>TE</b>	85 Vernon Davis
<b>WR</b>	19 Miles Austin
<b>QB</b>	12 Aaron Rodgers
<b>FB</b>	43 Leonard Weaver
<b>RB</b>	28 Adrian Peterson

**AFC SPECIALISTS**

<b>P</b>	9 Shane Lechler
<b>K</b>	5 Dan Carpenter
<b>PR</b>	16 Joshua Cribbs
<b>KR</b>	16 Joshua Cribbs
<b>ST</b>	81 Kassim Osgood
<b>LS</b>	59 Jon Condo

**NFC SPECIALISTS**

<b>P</b>	4 Andy Lee
<b>K</b>	2 David Akers
<b>PR</b>	13 Johnny Knox
<b>KR</b>	13 Johnny Knox
<b>ST</b>	59 Heath Farwell
<b>LS</b>	46 Jon Dorenbos

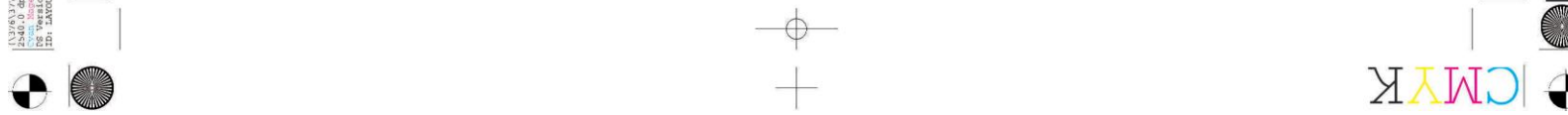
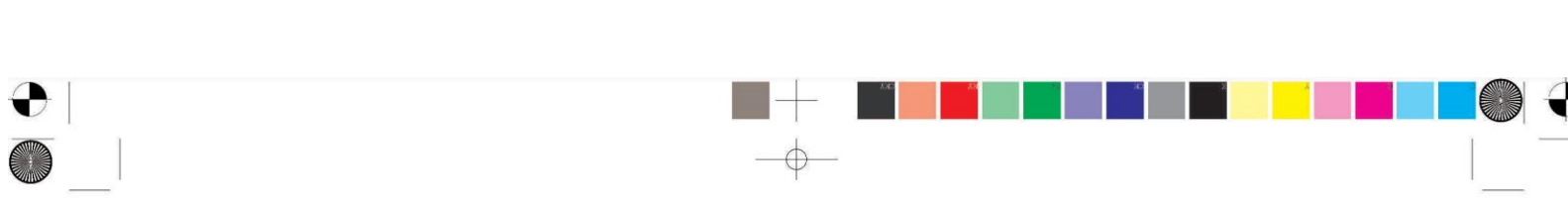
**NFC OFFENSE**

<b>WR</b>	82 Jason Witten
<b>QB</b>	84 Roddy White
<b>WR</b>	85 Vernon Davis
<b>DT</b>	90 Darnell Dockett
<b>DE</b>	90 Julius Peppers
<b>DT</b>	90 Jay Ratliff
<b>DE</b>	93 Kevin Williams
<b>DE</b>	94 Justin Smith
<b>LB</b>	94 DeMarcus Ware
<b>LB</b>	98 Brian Orakpo



**PRO BOWL GAME OFFICIALS**

Referee: Jeff Triplett, Umpire: Carl Paganelli, Head Linesman: Tony Vetari, Line Judge: Ron Phares, Field Judge: Scott Stenson, Side Judge: Dave Wyant, Back Judge: Perry Paganelli, Alternate: Wayne Mackie, Replay: Al Hynes, Video: Ken Dollar





### AMERICAN FOOTBALL CONFERENCE

NO	NAME	TEAM	POS	HT	WT	DOB	EXP	PRO BOWLS	COLLEGE
5	Dan Carpenter	Miami Dolphins	K	6-2	225	11/25/85	2	1	Montana
8	Matt Schaub	Houston Texans	QB	6-5	240	6/5/81	6	1	Virginia
9	David Garrard	Jacksonville Jaguars	QB	6-1	236	3/23/85	8	1	East Carolina
9	Shane Lechler	Oakland Raiders	P	6-2	225	8/7/76	10	5	Texas A&M
10	Nate Kaeding	San Diego Chargers	K	6-0	187	3/26/82	6	2	Iowa
10	Vince Young	Tennessee Titans	QB	6-5	233	5/18/83	4	2	Texas
12	Tom Brady	New England Patriots	QB	6-4	225	8/3/77	8	5	Michigan
15	Brandon Marshall	Denver Broncos	WR	6-4	230	3/23/84	4	2	Central Florida
16	Joshua Cribbs	Cleveland Browns	KR	6-1	215	6/9/83	5	1	Kent State
17	Philip Rivers	San Diego Chargers	QB	6-5	228	12/8/81	6	2	North Carolina State
18	Peyton Manning	Indianapolis Colts	QB	6-5	230	3/24/76	12	10	Tennessee
20	Brian Dawkins	Denver Broncos	S	6-0	210	10/13/73	14	8	Clemson
20	Ed Reed	Baltimore Ravens	S	5-11	200	9/11/78	8	6	Miami (Fla.)
21	Nnamdi Asomugha	Oakland Raiders	CB	6-2	210	7/6/81	7	2	California
24	Champ Bailey	Denver Broncos	CB	6-0	192	6/22/78	11	9	Georgia
24	Darrelle Revis	New York Jets	CB	5-11	204	7/14/85	3	2	Pittsburgh
27	Ray Rice	Baltimore Ravens	RB	5-8	205	1/22/87	2	1	Pittsburgh
28	Chris Johnson	Tennessee Titans	RB	6-1	200	9/25/79	4	2	Louisville
31	Jairus Byrd	Buffalo Bills	S	5-10	200	10/7/86	R	1	Oregon
31	Brandon Meriweather	New England Patriots	S	5-11	200	1/14/84	3	1	Miami (Fla.)
32	Maurice Jones-Drew	Jacksonville Jaguars	RB	5-7	208	3/23/85	4	1	UCLA
33	Le'Ron McClain	Baltimore Ravens	FB	6-0	260	12/27/84	3	2	Alabama
37	Jeremiah Betha	Miami Dolphins	S	6-0	205	3/3/78	6	1	Eastern Kentucky
41	Antoine Bethea	Indianapolis Colts	S	5-11	203	7/7/84	4	2	Howard
44	Dallas Clark	Indianapolis Colts	TE	6-3	252	6/12/79	7	1	Iowa
52	Ray Lewis	Baltimore Ravens	LB	6-1	250	5/15/75	14	10	Miami (Fla.)
56	Brian Cushing	Houston Texans	LB	6-3	262	1/24/87	R	1	Southern California
56	La'Marr Woodley	Pittsburgh Steelers	LB	6-2	265	11/3/84	3	1	Michigan
59	Jon Condo	Oakland Raiders	LS	6-5	250	8/26/81	3	1	Maryland
59	DeMeco Ryans	Houston Texans	LB	6-1	248	7/28/84	4	2	Alabama
60	D'Brickashaw Ferguson	New York Jets	T	6-6	310	12/10/83	4	1	Virginia
63	Jeff Saturday	Indianapolis Colts	C	6-2	295	6/18/75	11	4	North Carolina
66	Alan Faneca	New York Jets	G	6-5	307	12/7/76	12	9	Louisiana State
68	Kris Dielman	San Diego Chargers	G	6-4	320	2/3/81	7	3	Indiana
68	Kevin Mawae	Tennessee Titans	C	6-4	289	1/23/71	16	8	Louisiana State
70	Logan Mankins	New England Patriots	G	6-4	310	3/10/82	5	2	Fresno State
73	Joe Thomas	Cleveland Browns	T	6-6	312	12/4/84	3	3	Wisconsin
74	Nick Mangold	New York Jets	C	6-4	300	1/13/84	4	2	Ohio State
75	Vince Wilfork	New England Patriots	DT	6-2	325	11/4/81	6	2	Miami (Fla.)
77	Jake Long	Miami Dolphins	T	6-7	317	5/9/85	2	2	Michigan
78	Ryan Clady	Denver Broncos	T	6-6	325	9/6/86	2	1	Boise State
80	Andre Johnson	Houston Texans	WR	6-3	228	7/11/81	7	4	Miami (Fla.)
81	Kassim Osgood	San Diego Chargers	ST	6-5	220	5/20/80	7	3	San Diego State
83	Vincent Jackson	San Diego Chargers	WR	6-5	230	1/14/83	5	1	Northern Colorado
83	Heath Miller	Pittsburgh Steelers	TE	6-5	256	10/22/82	5	1	Virginia
83	Wes Welker	New England Patriots	WR	5-9	185	5/1/81	6	2	Texas Tech
85	Chad Ochocinco	Cincinnati Bengals	WR	6-1	192	1/9/78	9	6	Oregon State
85	Antonio Gates	San Diego Chargers	TE	6-4	260	6/18/80	7	6	Kent State
87	Reggie Wayne	Indianapolis Colts	WR	6-0	198	11/17/78	9	4	Miami (Fla.)
87	Mario Williams	Houston Texans	DE	6-6	288	1/31/85	4	2	North Carolina State
90	Elvis Dumervil	Denver Broncos	LB	5-11	248	1/19/84	4	1	Louisville
92	Shawn Ellis	New York Jets	DE	6-5	285	6/24/77	10	2	Tennessee
92	James Harrison	Pittsburgh Steelers	LB	6-0	242	5/4/78	6	3	Kent State
92	Haloti Ngata	Baltimore Ravens	DT	6-4	345	1/21/84	4	1	Oregon
17	Rivers, Philip	Indianapolis Colts	DE	6-1	268	2/19/80	8	5	Syracuse
93	Kyle Yanden Bosch	Tennessee Titans	DE	6-4	278	11/17/78	9	3	Nebraska
98	Casey Hampton	Pittsburgh Steelers	DT	6-1	325	9/3/77	9	5	Texas
98	Robert Mathis	Indianapolis Colts	DE	6-2	245	2/26/81	7	2	Alabama A&M

### AMERICAN FOOTBALL CONFERENCE COACHES

**HEAD COACH:** Norv Turner  
**ASSISTANT COACHES:** Rob Chudzinski (tight ends/assistant head coach), Steve Crosby (special teams), Chris Dishman (assistant secondary), Hal Hunter (offensive line), Jeff Hurd (strength and conditioning), Don Johnson (defensive line), Charlie Joiner (receivers), John Pagano (outside linebackers), John Ramsdell (quarterbacks), Ron Rivera (defensive coordinator), Clarence Shelmon (offensive coordinator), Vernon Stephens (assistant strength and conditioning), Mike Sullivan (offensive line), Steve Wilks (secondary), Greg Williams (assistant linebackers), Ollie Wilson (running backs).

### NATIONAL FOOTBALL CONFERENCE

NO	NAME	TEAM	POS	HT	WT	DOB	EXP	PRO BOWLS	COLLEGE
2	Dave Akers	Philadelphia Eagles	K	5-10	200	12/9/74	11	4	Louisville
4	Brett Favre	Minnesota Vikings	QB	6-2	222	10/10/69	19	11	Southern Mississippi
4	Andy Lee	San Francisco 49ers	P	6-0	178	8/11/82	6	2	Pittsburgh
5	Donovan McNabb	Philadelphia Eagles	QB	6-2	240	11/25/76	11	5	Syracuse
9	Drew Brees	New Orleans Saints	QB	6-0	209	1/15/79	9	4	Purdue
9	Tony Romo	Dallas Cowboys	QB	6-2	226	4/21/80	7	3	Eastern Illinois
10	DeSean Jackson	Philadelphia Eagles	WR	5-10	175	12/1/86	2	1	California
11	Larry Fitzgerald	Arizona Cardinals	WR	6-3	226	8/31/83	6	4	Pittsburgh
12	Aaron Rodgers	Green Bay Packers	QB	6-2	220	12/2/83	5	1	California
12	Steve Smith	New York Giants	WR	5-11	195	5/6/85	3	1	Southern California
13	Johnny Knox	Chicago Bears	KR	6-0	185	11/3/86	R	1	Ablene Christian
18	Sidney Rice	Minnesota Vikings	WR	6-4	202	9/1/86	3	1	South Carolina
19	Miles Austin	Dallas Cowboys	WR	6-3	216	6/30/84	4	1	Monmouth
21	Frank Gore	San Francisco 49ers	RB	5-9	217	5/14/83	5	2	Miami (Fla.)
21	Mike Jenkins	Dallas Cowboys	CB	5-10	198	3/22/85	2	1	South Florida
21	Antrel Rolle	Arizona Cardinals	S	6-0	208	12/16/82	5	1	Miami (Fla.)
21	Charles Woodson	Green Bay Packers	CB	6-1	202	10/7/76	12	6	Michigan
22	Asante Samuel	Philadelphia Eagles	CB	5-10	185	1/6/81	7	3	Central Florida
24	Adrian Wilson	Arizona Cardinals	S	6-3	230	10/12/79	9	3	North Carolina State
27	Quintin Mikell	Philadelphia Eagles	S	5-10	206	9/16/80	7	1	Boise State
28	Adrian Peterson	Minnesota Vikings	RB	6-1	217	3/21/85	3	3	Oklahoma
29	Domonique Brown-Cromartie	Arizona Cardinals	CB	6-2	185	4/7/86	2	1	Tennessee State
34	DeAngelo Williams	Carolina Panthers	RB	5-9	217	4/25/83	4	1	Memphis
36	Nick Collins	Green Bay Packers	S	5-11	207	8/16/83	5	2	Bethune-Cookman
39	Steven Jackson	St. Louis Rams	RB	6-2	236	7/22/83	6	2	Oregon State
41	Roman Harper	New Orleans Saints	S	6-1	200	12/11/82	4	1	Alabama
41	Terence Newman	Dallas Cowboys	CB	5-11	195	9/4/78	7	2	Kansas State
42	Darren Sharper	New Orleans Saints	S	6-2	210	11/3/75	13	5	William & Mary
43	Leonard Weaver	Philadelphia Eagles	LB	6-0	250	9/23/82	4	1	Carson-Newman
46	Jon Dorenbos	Philadelphia Eagles	FS	6-0	250	7/21/80	7	1	Texas-El Paso
51	Jonathan Vilma	New Orleans Saints	LB	6-1	230	4/16/82	6	2	Miami (Fla.)
52	Clay Matthews	Green Bay Packers	LB	6-3	250	5/14/86	R	1	Southern California
52	Brian Killip	San Francisco 49ers	LB	6-1	240	1/25/85	3	3	Mississippi
55	Lance Briggs	Chicago Bears	LB	6-1	240	11/12/80	7	5	Arizona
58	Trent Cole	Philadelphia Eagles	DE	6-3	270	10/5/82	5	2	Cincinnati
59	Heath Farwell	Minnesota Vikings	ST	6-0	235	12/31/85	4	1	San Diego State
59	Landon Fletcher	Washington Redskins	LB	5-10	245	5/19/75	12	1	John Carroll
60	Shaun O'Hara	New York Giants	C	6-3	303	6/23/77	10	2	Rutgers
66	Andre Gurode	Dallas Cowboys	C	6-4	318	3/5/78	8	4	Colorado
66	Dave Diehl	New York Giants	T	6-5	319	9/15/80	7	1	Illinois
67	Ryan Kilgus	Carolina Panthers	C	6-2	295	3/29/85	3	1	Southern California
69	Jared Allen	Minnesota Vikings	DE	6-6	270	4/3/82	6	3	Idaho State
70	Leonard Davis	Dallas Cowboys	G	6-6	353	9/5/78	6	3	Texas
71	Jason Peters	Philadelphia Eagles	T	6-4	340	1/22/82	6	3	Arkansas
73	Jahri Evans	New Orleans Saints	G	6-4	328	8/22/83	4	1	Bloomsburg
74	Bryant McKinnie	Minnesota Vikings	T	6-8	343	9/23/79	8	1	Miami (Fla.)
76	Steve Hutchinson	Minnesota Vikings	G	6-5	313	11/11/77	9	7	Michigan
76	Jonathan Goodwin	New Orleans Saints	C	6-3	318	12/2/78	8	1	Michigan
76	Chris Snee	New York Giants	G	6-3	317	1/18/82	6	2	Boston College
78	Jonathan Stinchcomb	New Orleans Saints	T	6-5	315	8/27/79	6	1	Georgia
82	Jason Witten	Dallas Cowboys	TE	6-5	262	5/6/82	7	6	Tennessee
84	Roddy White	Atlanta Falcons	WR	6-0	212	11/2/81	5	2	Alabama-Birmingham
85	Vernon Davis	San Francisco 49ers	TE	6-3	250	1/31/84	4	1	Maryland
90	Darnell Dockett	Arizona Cardinals	DT	6-4	285	5/27/81	6	2	Florida State
90	Julius Peppers	Carolina Panthers	DE	6-7	283	1/18/80	8	5	North Carolina
90	Jay Ratliff	Dallas Cowboys	DT	6-4	302	8/29/81	5	2	Auburn
93	Kevin Williams	Minnesota Vikings	DT	6-5	311	8/16/80	7	5	Oklahoma State
94	Justin Smith	San Francisco 49ers	DE	6-4	285	9/30/79	9	1	Missouri
94	DeMarcus Ware	Dallas Cowboys	LB	6-4	262	7/31/82	5	4	Troy
98	Brian Orakpo	Washington Redskins	LB	6-4	260	7/31/86	R	1	Texas

### NATIONAL FOOTBALL CONFERENCE COACHES

**HEAD COACH:** Wade Phillips  
**ASSISTANT COACHES:** Dave Campo (secondary), Joe DeCamillis (special teams), Jason Garrett (assistant head coach/offensive coordinator), John Garrett (tight ends), Reggie Herring (linebackers), Hudson Houck (offensive line), Joe Juraszek (strength and conditioning), Brett Maxie (secondary/safeties), Dat Nguyen (assistant line-backers/defensive quality control), Paul Pasqualoni (defensive line), Skip Peete (running backs), Wes Phillips (offensive assistant/offensive quality control), Bruce Read (special teams), Ray Sherman (wide receivers), Wade Wilson (quarterbacks).



No.	Name	Pos.
2	Akers, David	K
69	Allen, Jared	DE
19	Austin, Miles	WR
9	Brees, Drew	QB
55	Briggs, Lance	LB
58	Cole, Trent	DE
36	Collins, Nick	S
70	Davis, Leonard	G
85	Davis, Vernon	TE
66	Diehl, David	T
90	Dockett, Darnell	DT
46	Dorenbos, Darnell	DE
73	Evans, Jahri	G
59	Farwell, Heath	ST
4	Favre, Brett	QB
11	Fitzgerald, Larry	WR
59	Fletcher, London	LB
76	Goodwin, Jonathan	C
21	Gore, Frank	RB
65	Gurode, Andre	C
41	Harper, Roman	S
76	Hutchinson, Steve	G
10	Jackson, DeSean	WR
39	Jackson, Steven	RB
21	Jenkins, Mike	CB
67	Kalil, Ryan	C
13	Knox, Johnny	KR
4	Lee, Andy	P
52	Matthews, Clay	LB
74	McKinnie, Bryant	T
5	McNabb, Donovan	QB
27	Mikell, Quintin	S
41	Newman, Terence	CB
60	O'Hara, Shaun	C
98	Orakpo, Brian	LB
90	Peppers, Julius	DE
71	Peters, Jason	T
28	Peterson, Adrian	RB
90	Ratliff, Jay	DT
18	Rice, Sidney	WR
12	Rodgers, Aaron	QB
29	Rodgers-Cromartie, Dominique	CB
21	Rolle, Antrel	S
9	Romo, Tony	QB
22	Samuel, Asante	CB
42	Sharper, Darren	S
94	Smith, Justin	DE
12	Smith, Steve	WR
76	Snee, Chris	G
78	Stinchcomb, Jonathan	T
51	Vilma, Jonathan	LB
94	Ware, DeMarcus	LB
43	Weaver, Leonard	FB
84	White, Roddy	WR
34	Williams, DeAngelo	RB
93	Williams, Kevin	DT
52	Willis, Patrick	LB
22	Wilson, Adrian	S
82	Witten, Jason	TE
21	Woodson, Charles	CB