



MINNESOTA VIKINGS

2008 SEASON REVIEW



VIKINGS 2008 RESULTS



PRESEASON

<u>Date</u>	<u>Opponent</u>	<u>W/L</u>	<u>Result</u>	<u>Attendance</u>
Friday, August 8	SEATTLE SEAHAWKS	L	17-34	62,545
Saturday, August 16	at Baltimore Ravens	W	23-15	70,585
Saturday, August 23	PITTSBURGH STEELERS	L	10-12	62,625
Thursday, August 28	at Dallas Cowboys	L	10-16	60,246

REGULAR SEASON

<u>Date</u>	<u>Opponent</u>	<u>W/L</u>	<u>Result</u>	<u>Attendance</u>
Monday, September 8	at Green Bay Packers	L	19-24	71,004
Sunday, September 14	INDIANAPOLIS COLTS	L	15-18	63,585
Sunday, September 21	CAROLINA PANTHERS	W	20-10	62,628
Sunday, September 28	at Tennessee Titans	L	17-30	69,143
Monday, October 6	at New Orleans Saints	W	30-27	70,015
Sunday, October 12	DETROIT LIONS	W	12-10	62,867
Sunday, October 19	at Chicago Bears	L	41-48	62,235
Sunday, October 26	Bye	-	-	-
Sunday, November 2	HOUSTON TEXANS	W	28-21	62,839
Sunday, November 9	GREEN BAY PACKERS	W	28-27	63,845
Sunday, November 16	at Tampa Bay Buccaneers	L	13-19	65,278
Sunday, November 23	at Jacksonville Jaguars	W	30-12	65,064
Sunday, November 30	CHICAGO BEARS	W	34-14	63,722
Sunday, December 7	at Detroit Lions	W	20-16	50,444
Sunday, December 14	at Arizona Cardinals	W	35-14	64,457
Sunday, December 21	ATLANTA FALCONS	L	17-24	62,889
Sunday, December 28	NEW YORK GIANTS	W	20-19	63,761

NFC WILD CARD PLAYOFFS

<u>Date</u>	<u>Opponent</u>	<u>W/L</u>	<u>Result</u>	<u>Attendance</u>
Sunday, January 4, 2009	PHILADELPHIA EAGLES	L	14-26	61,746



K Ryan Longwell's 50-yard, game-winning field goal as time expired against the Giants gave the Vikings their first division title since 2000 and their first NFC North title since the NFC Central was realigned in 2002.

TABLE OF CONTENTS

2008 Season Summary and Team Notes.....	1
<i>Offensive, Defensive, Special Teams Notes</i>	
<i>Vikings Leaders In The NFL</i>	
<i>Vikings Extra Points and Vikings Off The Field</i>	
<i>Coach Childress Season-Ending Press Conference</i>	
Vikings Vitals	45
<i>Offensive and Defensive Statistics</i>	
<i>Rosters and Depth Chart</i>	
<i>Game-by-Game Statistics</i>	
<i>Participation Chart,</i>	
<i>How the Vikings Were Built</i>	
<i>The Last Time</i>	
Miscellaneous Statistics	72
<i>First Downs, Takeaways and Turnovers, Scoring Drives</i>	
<i>Single-Game Bests</i>	
<i>Week-by-Week Leaders and Week-by-Week Starters</i>	
<i>Vikings Record When, Long Plays, Gameday Inactives</i>	
<i>2007 Game Summaries</i>	
Updated Player Bios.....	111
<i>Includes Updated Career Statistics</i>	
Bios of Players Not In 2008 Media Guide.....	140
<i>Harris, Kennedy, Thomas</i>	
2008 NFL Recap	147
<i>Stats From Elias Sports Bureau</i>	
<i>2009 Pro Bowl Rosters</i>	



MINNESOTA VIKINGS

NEWS RELEASE

9520 VIKING DRIVE • EDEN PRAIRIE, MN 55344 • (952) 828-6500 • www.vikings.com

MINNESOTA VIKINGS 2008 SEASON REVIEW

TEAM WINS NFC NORTH TITLE FOR THE FIRST TIME AND DIVISION TITLE FOR THE FIRST TIME SINCE 2000

2008 PRESEASON

Date	Opponent	Result
Aug. 8	SEATTLE SEAHAWKS	L 17-34
Aug. 16	at Baltimore Ravens	W 23-15
Aug. 23	PITTSBURGH STEELERS	L 10-12
Aug. 28	at Dallas Cowboys	L 10-16

2008 REGULAR SEASON

Sept. 8	at Green Bay Packers (MNF)	L 19-24
Sept. 14	INDIANAPOLIS COLTS	L 15-18
Sept. 21	CAROLINA PANTHERS	W 20-10
Sept. 28	at Tennessee Titans	L 17-30
Oct. 6	at New Orleans Saints (MNF)	W 30-27
Oct. 12	DETROIT LIONS	W 12-10
Oct. 19	at Chicago Bears	L 41-48
Oct. 26	BYE	
Nov. 2	HOUSTON TEXANS	W 28-21
Nov. 9	GREEN BAY PACKERS	W 28-27
Nov. 16	at Tampa Bay Buccaneers	L 13-19
Nov. 23	at Jacksonville Jaguars	W 30-12
Nov. 30	CHICAGO BEARS (SNF)	W 34-14
Dec. 7	at Detroit Lions	W 20-16
Dec. 14	at Arizona Cardinals	W 35-14
Dec. 21	ATLANTA FALCONS	L 24-17
Dec. 28	NEW YORK GIANTS	W 20-19

NFC WILD CARD PLAYOFF

Jan. 4	PHILADELPHIA EAGLES	L 14-26
--------	---------------------	---------

2009 IMPORTANT DATES

Sunday, February 1
Super Bowl XLIII, Raymond James Stadium, Tampa, FL

Sunday, February 8
AFC-NFC Pro Bowl, Honolulu, HI

February 18-24
NFL Scouting Combine, Lucas Oil Stadium, Indianapolis, IN

February 27
Free Agency Begins

March 22-25
NFL Annual Meeting, Dana Point, CA

April 25-26
NFL Draft, New York, NY (Vikings draft 22nd)

May 18-20
NFL Spring Meeting, Fort Lauderdale, FL

Mid/Late July
Training Camp Opens

August 7-9
Hall of Fame Weekend

August 13-17
First Preseason Weekend

September 10-14
2009 Regular Season Opens

SEASON SUMMARY



After opening the 2008 season with a 1-3 record, the Minnesota Vikings rattled off 9 wins in the final 12 games to capture their first division title since 2000 and the team's first NFC North Championship since the NFC Central was realigned in 2002. Capping off the team's first 10-win season in 8 years, Minnesota hosted its only home playoff game since 2000 and made its first postseason appearance since 2004, welcoming the Philadelphia Eagles to the Metrodome in an NFC Wild Card playoff game. The Vikings were the only team in 2008 to begin 1-3 and make the postseason.

Despite the playoff loss to the Eagles, the Vikings built a strong nucleus for success in 2009, including the NFL's 6th-ranked overall defense, a significant jump from the 20th-ranked unit in 2007. The 2008 unit ranked #1 against the run, the 3rd consecutive season the team has done so, which is a first since the 1970 NFL merger. The Vikings defense allowed just 254 offensive points (15.8 PPG), which ranked 5th in the NFL. Perhaps the most impressive feat, however, was climbing from dead-last against the pass in 2007 to 18th in 2008. Assisting in that improvement was the Vikings biggest offseason acquisition, DE **Jared Allen**, who finished 5th in the NFL with 14.5 sacks and tied for the team lead with 52 QB hurries. DT **Kevin Williams** also collected 52 hurries to go with his 8.5 sacks.

Offensively the team had the 5th-best rushing offense as 2nd-year RB **Adrian Peterson** became the first Vikings running back to lead the league in rushing, finishing with 1,760 yards on the ground. Peterson broke the 100-yard mark 10 times in 2008, and became just the 5th player in league history to rush for 3,000+ in his first 2 years (3,101).

Following the slow start, the Vikings offense averaged 26.6 points per game over the final 10 contests. Only 4 teams averaged more points during the final 11 weeks of the season. The unit led the NFL with 18 touchdowns on plays of 20-yards or more, finishing 1st with 13 in the passing game. Six of those 13 came from another of the Vikings 2008 offseason additions, WR **Bernard Berrian**, who gave the team its first deep threat in years. Berrian's 20.1 yards per catch average ranked first among receivers with at least 40 catches. He caught the Vikings 5 longest passes of the year, including an NFL record 99-yard TD, and had 4 games of 100 or more yards.

On special teams, K **Ryan Longwell** set a team record and finished 2nd in the NFL as he connected on 6 field goals of 50+ yards. His counterpart, P **Chris Kluwe**, set team records for the highest gross punting average (47.6) and the most punts of 50+ yards (35).

Six members of the Vikings 2008 roster were named to the 2009 Pro Bowl (**Allen**, G **Steve Hutchinson**, **Peterson**, **Kevin Williams**, DT **Pat Williams** and CB **Antoine Winfield**), which tied for the 2nd most of any team in the NFL. Even more remarkable was the fact that of the 11 NFC players named to the Associated Press' 1st-Team All-Pro roster, 4 came from Minnesota (**Allen**, **Hutchinson**, **Peterson**, and **Kevin Williams**; **Winfield** also earned 2nd-Team honors). That tied the Tennessee Titans for the most from any team.

2009 REGULAR SEASON OPPONENTS

Home (Series Record: Home Series Record)

NFC North

Chicago Bears (51-43-2; 30-19-0)
Detroit Lions (63-30-2; 34-12-1)
Green Bay Packers (46-49-1; 24-23-0)

NFC West

San Francisco 49ers (20-22-1; 12-9-0)
Seattle Seahawks (4-6-0; 2-2-0)

AFC North

Baltimore Ravens (1-2-0; 0-0-0)
Cincinnati Bengals (5-5-0; 4-0-0)

NFC East

New York Giants (13-10-0; 5-4-0)

Away (Series Record: Away Series Record)

NFC North

Chicago Bears (51-43-2; 21-24-2)
Detroit Lions (63-30-2; 29-18-1)
Green Bay Packers (46-49-1; 22-26-1)

NFC West

Arizona Cardinals (12-9-0; 6-5-0)
St. Louis Rams (22-16-2; 8-13-0)

AFC North

Cleveland Browns (10-3-0; 3-2-0)
Pittsburgh Steelers (8-7-0; 4-4-0)

NFC South

Carolina Panthers (5-3-0; 0-1-0)

2008 Playoff Teams In Bold

The Vikings will face both of the Super Bowl XLIII teams (Pittsburgh, Arizona), 3 of the 4 NFC/AFC championship teams (Arizona, Baltimore and Pittsburgh) and 5 of the 2008 playoff squads.



CHILDRESS LEADS VIKINGS TO 1ST NORTH TITLE



NFL Head Coach: 3rd Year
Overall NFL Experience: 11th Year
Coaching Experience: 31st Year
Overall NFL Record: 24-25-0 (.490)
Regular Season: 24-24-0 (.500)
Postseason: 0-1 (.000)
Record with MIN: 24-25-0 (.490)
College: Eastern Illinois ('78)

In his 3rd season at the helm in 2008, Vikings Head Coach **Brad Childress** led the team to its first NFC North title since the NFC Central was realigned in 2002 and the team's only division title since 2000. It was Minnesota's first 10-win season in 8 years and the team's 2nd consecutive 2-win improvement over the previous year, going from 6-10 in 2006 to 8-8 in '07 to 10-6 in '08.

The Vikings 2008 success began with an active offseason, as the team added 2007 NFL sack leader and All-Pro DE **Jared Allen** via trade with Kansas City, along with free agent starters WR **Bernard Berrian** and S **Madieu Williams**. Each of the 3 contributed significantly in '08, with Allen ranking 5th in the NFL with 14.5 sacks (16.5 including postseason) and Berrian ranking #1 among receivers with at least 40 catches with a 20.1 yards-per-catch average. After missing the first 7 games of the season due to injury, Williams finished the year with 45 tackles and 2 INTs.

With the addition of those playmakers to a Vikings roster that already had 6 returning Pro Bowlers from the previous year, Childress continued to rely on his principles for winning football in 2008, as his squad featured strong play along both lines, a dynamic running game and a stout defense. Following that mantra, the Vikings defense ranked #1 against the run for the 3rd consecutive year (all under Childress), a feat that had never been accomplished in the NFL since the 1970 merger. That finish was in large part due to a solid defensive line that included 3 Pro Bowlers in **Allen** and DTs **Kevin Williams** and **Pat Williams**. The Pro Bowl trio helped the Vikings hold opponents to just 76.9 rushing yards per game and 3.3 yards per carry. The team did not allow a 100-yard rusher on the year and has now only given up 2 individual 100-yard rushing performances over the past 3 years.

Overall, the Vikings finished with the 6th-best defense in 2008, the team's highest ranking since the 1994 unit was 5th. Minnesota gave up just 254 offensive points (15.9 PPG), which was the 5th lowest total in the league, and ranked 4th in the NFL by allowing just 255 first downs. The team also improved from 32nd against the pass in 2007 to 18th in '08, only the 2nd time since 1999 the team has finished in the top 20.

Since joining the Vikings 3 years ago, Childress has stressed the importance of an effective running game, something the team certainly displayed in 2008. The Vikings finished in the top 5 rushing offenses (5th) for the 2nd consecutive season and had the league's leading rusher in RB **Adrian Peterson**, who gained 1,760 yards on the ground and became just the 5th player in league history to rush for 3,000+ yards in his first 2 seasons.

After a slow start, the Vikings offense became an explosive unit, finishing 1st in the NFL with 18 touchdowns of 20+ yards, including 13 through the air. Minnesota scored 26.6 points per game over the final 10 contests; only 4 teams averaged more points in the last 11 weeks of the season.

The 2008 season marked Childress' 31st in coaching, his 11th on an NFL sideline and his 3rd as the leader of the Vikings. He now has a combined all-time record of 229-181-8, including playoffs and bowl action.

CHILDRESS' COACHING BACKGROUND

2006-Present	Minnesota Vikings	Head Coach
2002-05	Philadelphia Eagles	Offensive Coordinator
1999-01	Philadelphia Eagles	Quarterbacks
1991-98	Wisconsin	Offensive Coordinator/QBs/RBs
1990	Utah	Wide Receivers
1986-89	Northern Arizona	Offensive Coordinator
1985	Indianapolis Colts	QBs/Quality Control
1978-84	Illinois	Running Backs/Wide Receivers

COORDINATING THEIR EFFORTS



Offensive Coordinator Darrell Bevell

Offensive Coordinator **Darrell Bevell**, in his 3rd season with Minnesota, spent 2008 leading the Vikings to the 4th-most rushing yards in team history (2,332). The 145.8 yards-per-game average ranked 5th in the NFL, as the unit boasted the league's leading rusher in RB **Adrian Peterson**. Peterson rushed for 1,760 yards while breaking several team records, including the most rushing yards in a single season, the most 100-yard rushing performances in a season (10), and the highest yards per game average (110.0). He became the 3rd fastest player in NFL history to reach 2,000 career yards (21 games) and just the 5th player all-time to reach 3,000 rushing yards within the first 2 years (3,101).

Bevell also saw free agent WR **Bernard Berrian** develop into the team's first deep threat in years. Berrian had the Vikings 5 longest receptions of the season and led the Vikings in receiving yards 8 times. He averaged 20.1 yards per catch, which was the highest in the league among receivers with at least 40 catches.

Under Bevell's guidance, Peterson and G **Steve Hutchinson** earned Pro Bowl and All-Pro honors.



Asst. Head Coach/Def. Coord. Leslie Frazier

In 2008, Vikings Assistant Head Coach/Defensive Coordinator **Leslie Frazier** held the reigns of the NFL's 6th-ranked overall defense and the league's #1 rushing defense. It was the 3rd straight year the team finished #1 against the run, a feat that had never before been accomplished since the 1970 NFL merger. Frazier, who joined the Vikings in 2007, has now been in charge of 2 of those 3 units.

Perhaps even more impressive than the unit's ranking against the run, however, was the giant leap the team made against the pass. In 2008, the Vikings defense ranked 18th in the passing game after finishing 32nd the year prior. The unit allowed just 15 passing touchdowns; only 4 teams in the league gave up fewer scores through the air.

Not only did the unit prevent passing TDs, the Vikings defense limited opposing team's offensive output altogether, allowing just 254 offensive points, the 5th lowest total in the league, and giving up only 255 first downs, the 4th fewest in the NFL.

Frazier saw the team's offseason additions of DE **Jared Allen** and S **Madieu Williams** pay dividends, as Allen finished 5th in the NFL with 14.5 sacks and Williams returned from injury in Week 9 to finish with 45 tackles, 2 INTs, 3 passes defended and 1 QB hurry. Allen, along with DT **Kevin Williams**, DT **Pat Williams** and CB **Antoine Winfield**, earned 2009 Pro Bowl Honors.



Special Teams Coordinator Paul Ferraro

In 2008, **Paul Ferraro** completed his 3rd season as the Vikings Special Teams Coordinator with both of his specialists breaking team records. K **Ryan Longwell** connected on 6 field goals of 50+ yards, breaking the previous team high of 3. Longwell also hit 3 game winners and ranked 8th in the NFL with 29 field goals made on the season. Prior to his field goal attempt being blocked in New Orleans (10/6/08), Longwell had hit on 34 consecutive attempts from under 40 yards, also a team record. He now ranks 22nd in NFL history with 1,370 career points.

P **Chris Kluwe** also set team highs as he averaged 47.6 gross yards per punt, breaking the previous mark of 46.4 set by Bobby Walden in 1964. Kluwe also booted 35 punts of 50+ yards, which broke his previous team record of 29 in 2007. He now has the highest 3 totals in that category (35 in 2008, 29 in 2007 and 22 in 2006). At Tennessee, Kluwe kicked 6 punts over 50 yards, the most in a single game in Vikings history. He finished 4th in the NFL in gross punting average and 3rd in punts of 50+ yards.

VIKINGS TEAM NOTES



VIKINGS ASSISTANT COACHES

The following is a list of the Vikings 2008 assistant coaches:

Juney Barnett (Assistant Strength and Conditioning); **Eric Bieniemy** (Running Backs); **Brendan Daly** (Defensive Assistant/Defensive Line); **Karl Dunbar** (Defensive Line); **Ryan Ficken** (Quality Control-Offense/Running Backs); **Jim Hueber** (Assistant Offensive Line); **Jeff Imamura** (Quality Control-Defense/Linebackers); **Jimmie Johnson** (Tight Ends); **Tom Kanavy** (Strength and Conditioning); **Derek Mason** (Assistant Secondary); **Pat Morris** (Offensive Line); **Brian Murphy** (Assistant Special Teams); **Chad O'Shea** (Offensive Assistant/Wide Receivers); **Fred Pagac** (Linebackers); **Kevin Rogers** (Quarterbacks); **Ryan Silverfield** (Offensive/Defensive Assistant); **Kevin Stefanski** (Assistant to Head Coach); **George Stewart** (Wide Receivers); **Martin Streight** (Assistant Strength and Conditioning); **Joe Woods** (Defensive Backs)

VIKINGS 2008 CAPTAINS

The following were the Minnesota Vikings captains for the 2008 season, as voted on by teammates:

Offense - **Steve Hutchinson**
 Defense - **Kevin Williams** *
 Special Teams - **Ryan Longwell**

* LB **E.J. Henderson** was original defensive captain before being placed on IR.

The 2008 season marked the 2nd year of the NFL's renewed emphasis on season-long captains on offense, defense and special teams through the team captain leadership program, which was created in 2007 by the league and the NFL's Player Advisory Council.

PLAYER OF THE WEEK CAPTAINS

After each Vikings victory in 2008, the team honored offensive, defensive and special teams players of the week to serve as captains at the next game with G **Steve Hutchinson**, DT **Kevin Williams** and K **Ryan Longwell**. Below were the captains for the games following a Vikings win (listed offensive, defensive, special teams). Player of the week captains were not named for the Philadelphia playoff game following the final regular season win against the Giants.

2008 Player of the Week Captains

at Tennessee, 9/28- G **Artis Hicks**, CB **Antoine Winfield**, and S **Eric Frampton**

vs. Detroit, 10/12 - WR **Bobby Wade**, TE **Garrett Mills**, No Special Teams

at Chicago, 10/19 - WR **Bernard Berrian**, LB **Ben Leber**, and CB **Charles Gordon**

vs. Green Bay 11/9 - RB **Chester Taylor**, CB **Cedric Griffin**, and RB **Maurice Hicks**

at Tampa Bay, 11/16 - G **Anthony Herrera**, DT **Ellis Wyms**, and CB **Benny Sapp**

vs. Chicago, 11/30 - TE **Visanthe Shiancoe**, DT **Pat Williams**, and S **Husain Abdullah**

at Detroit, 12/7 - C **Matt Birk**, LB **Chad Greenway**, and S **Eric Frampton**

at Arizona, 12/14 - TE **Jim Kleinsasser**, DE **Jared Allen**, and LB **Vinny Ciurciu**

vs. Atlanta, 12/21 - T **Bryant McKinnie**, S **Madieu Williams**, and S **Tyrell Johnson**

vs. PHI, 1/4/09 - No captains named

2008 INDIVIDUAL LEADERS

2008 Minnesota Vikings				
Category	Player	Total	NFC Rank	NFL Rank
Scoring	Longwell.....	127	6t.....	7t
Rushing Yds.	Peterson.....	1,760	1	1
Rushing Att.	Peterson.....	363	2	2
Passing Yds.	Ferotte.....	2,157	13	27
Receptions	Wade.....	53	24t.....	56t
Receiving Yds.	Berrian.....	964	12	24
Interceptions	4 players.....	2	27t.....	60t
Fumble Rec.	Leber.....	4	1	1t
Sacks	Allen.....	14.5	3t.....	5t
Punting Avg.	Kluwe.....	47.6	3	4
Punt Ret. Avg.	Berrian.....	17.3	DNQ	DNQ
KO Ret. Avg.	Hicks.....	23.8	12	24

2008 STATISTICAL SNAPSHOT

(2008 Final Regular Season NFL Ranking)	
Vikings	NFL Average
10-6	Record..... --
23.7 (12)	Points Per Game..... 22.0
292 (18)	First Downs..... 294.8
330.5 (17)	Total Offense Per Game..... 327.3
145.8 (5)	Net Rushing Yards Per Game..... 116.0
184.8 (25)	Net Passing Yards Per Game..... 211.3
17/329 (23)	Had Intercepted/Yards Returned..... 14.5/234.8
43/261 (26)	Sacks Allowed/Yards Lost..... 32.4/205.9
31:19 (10)	Possession Average..... 30:00
39.4 (19)	Third Down Efficiency..... 39.5
20.8 (13)	Opp. Points Per Game..... 22.0
255 (4)	Opp. First Downs..... 294.8
292.4 (6)	Opp. Total Offense Per Game..... 327.3
76.9 (1)	Opp. Net Rushing Yards Per Game..... 116.0
215.6 (18)	Opp. Net Passing Yards Per Game..... 211.3
12/56 (21t)	Defensive Interceptions/Yards..... 14.5/234.8
45/304 (4)	Defensive Sacks/Yards..... 32.4/205.9
-6 (24)	Turnover Ratio..... ±0
74/46.9 (4)	Punts/Gross Punting Average..... 72/43.7
90/692 (17)	Penalties/Yards..... 90/712

2009 DRAFT ORDER

The following is the tentative first round order of the 2009 NFL Draft. Draft order ties are resolved by the cumulative record of each team's opponents. The team with the weaker opponents receives drafting priority. Teams' 2008 regular season records are in parentheses.

2009 Tentative Draft Order

- | | |
|-------------------------|------------------------------------|
| 1) Detroit (0-16) | 17) New York Jets (9-7) |
| 2) St. Louis (2-14) | 18) Chicago (9-7) |
| 3) Kansas City (2-14) | 19) Tampa Bay (9-7) |
| 4) Seattle (4-12) | 20) Detroit (from DAL - 9-7) |
| 5) Cleveland (4-12) | 21) Philadelphia (9-6-1) |
| 6) Cincinnati (4-11-1) | 22) Minnesota (10-6) |
| 7) Oakland (5-11) | 23) New England (11-5) |
| 8) Jacksonville (5-11) | 24) Atlanta (11-5) |
| 9) Green Bay (6-10) | 25) Miami (11-5) |
| 10) San Francisco (7-9) | 26) Baltimore (11-5) |
| 11) Buffalo (7-9) | 27) Indianapolis (12-4) |
| 12) Denver (8-8) | 28) Philadelphia (from CAR - 12-4) |
| 13) Washington (8-8) | 29) New York Giants (12-4) |
| 14) New Orleans (8-8) | 30) Tennessee (13-3) |
| 15) Houston (8-8) | 31) Arizona * (9-7) |
| 16) San Diego (8-8) | 32) Pittsburgh * (12-4) |

* Subject to Super Bowl

VIKINGS TEAM NOTES



2008 AWARDS

DE Jared Allen

- * **Associated Press All-Pro 1st Team**
- * **2009 Pro Bowl Selection** (2nd career Pro Bowl)
- * **NFC Defensive Player of the Week**, vs. Chicago, 11/30/08
 - 9 total tackles, 2.5 sacks, 2 QB hurries

C Matt Birk

- * **Vikings Man of the Year**

LB Chad Greenway

- * **USA Today NFC All-Joe Team**

G Anthony Herrera

- * **USA Today NFC All-Joe Team**

G Steve Hutchinson

- * **Associated Press All-Pro 1st Team**
- * **2009 Pro Bowl Selection** (6th career Pro Bowl)

QB Tarvaris Jackson

- * **NFC Offensive Player of the Week**, at Arizona, 12/14/08
 - 11-of-17 passing, 163 yards, 4 TDs, 0 INT - 135.5 QB rating
 - Was his first 4-TD performance and the Vikings first since Daunte Culpepper threw 4 at Green Bay on 11/14/04.
- * **Fed Ex Air Player of the Week**, at Arizona, 12/14/08
 - 11-of-17 passing, 163 yards, 4 TDs, 0 INT - 135.5 QB rating
 - Was his first 4-TD performance and the Vikings first since Daunte Culpepper threw 4 at Green Bay on 11/14/04.

TE Jim Kleinsasser

- * **USA Today NFC All-Joe Team**

P Chris Kluwe

- * **USA Today NFC All-Joe Team**

K Ryan Longwell

- * **Minnesota Vikings Most Valuable Player - Special Teams**
- * **NFC Special Teams Player of the Week**, vs. NY Giants, 12/28/08
 - 2-of-2 on field goals from 48 and 50 yards
 - Kicked the game-winner from 50 yards as time expired
 - Also connected on 2 PATs

RB Adrian Peterson

- * **Bert Bell Player of the Year** - Maxwell Football Club
- * **Associated Press All-Pro 1st Team**
- * **2009 Pro Bowl Selection** (2nd career Pro Bowl)
- * **Minnesota Vikings Most Valuable Player - Offense**
- * **NFC Offensive Player of the Week**, vs. GB, 11/9/08
 - 30 rushes, 192 yards, 1 TD, 6.4 avg., 29t long; 3 rec., 33 yards
- * **Fed Ex Ground Player of the Week**, vs. GB, 11/9/08
 - 30 rushes, 192 yards, 1 TD, 6.4 avg., 29t long; 3 rec., 33 yards
- * **Fed Ex Ground Player of the Week**, vs. Houston, 11/2/08
 - 25 rushes, 139 yards, 1 TD, 5.6 avg., 40 long
- * **Fed Ex Ground Player of the Week**, at Arizona, 12/14/08
 - 28 rushes, 165 yards, 5.9 avg., 32 long
- * **Also nominated for Fed Ex Ground Player of the Year**
 - Will not be decided until late January

2008 AWARDS

WR Bobby Wade

- * **Korey Stringer Good Guy Award**

DT Kevin Williams

- * **Associated Press All-Pro 1st Team**
- * **2009 Pro Bowl Selection** (4th career Pro Bowl)
- * **Minnesota Vikings Most Valuable Player - Defense**

DT Pat Williams

- * **2009 Pro Bowl Selection** (3rd career Pro Bowl)

CB Antoine Winfield

- * **Associated Press All-Pro 2nd Team**
- * **2009 Pro Bowl Selection** (1st career Pro Bowl)
- * **NFC Defensive Player of the Week**, at New Orleans, 10/6/08
 - 8 total tackles (7 solo), 4 tackles for a loss, 1.0 sack, 1 forced fumble, 1 fumble recovery, 1 pass defensed
 - Also returned a blocked field goal 59 yards for a touchdown, the first Vikings blocked field goal returned for a score in the regular season in team history.
- * **GMC Sierra Defensive Player of the Week**, at NO, 10/6/08
 - 8 total tackles (7 solo), 4 tackles for a loss, 1.0 sack, 1 forced fumble, 1 fumble recovery, 1 pass defensed
 - Also returned a blocked field goal 59 yards for a touchdown, the first Vikings blocked field goal returned for a score in the regular season in team history.

DE Kenechi Udeze

- * **Ed Block Courage Award**

2008 Associated Press 1st-Team All-Pro

Offense

- QB** Peyton Manning, Indianapolis
- RB** **Adrian Peterson**, Minnesota; Michael Turner, Atlanta
- FB** Le'Ron McClain, Baltimore
- TE** Tony Gonzalez, Kansas City
- WR** Andre Johnson, Houston; Larry Fitzgerald, Arizona
- T** Jordan Gross, Carolina; Michael Roos, Tennessee
- G** **Steve Hutchinson**, Minnesota; Chris Snee, N.Y. Giants
- C** Kevin Mawae, Tennessee
- PK** Stephen Gostkowski, New England
- KR** Leon Washington, N.Y. Jets

Defense

- DE** Justin Tuck, NY Giants; **Jared Allen**, Minnesota
- DT** Albert Haynesworth, Tennessee; **Kevin Williams**, Minnesota
- OL** DaMarcus Ware, Dallas; James Harrison, Pittsburgh
- IL** Ray Lewis, Baltimore; Jon Beason, Carolina
- CB** Nnamdi Asomugha, Oakland; Cortland Finnegan, Tennessee
- S** Ed Reed, Baltimore; Troy Polamalu, Pittsburgh
- P** Shane Lechler, Oakland

VIKINGS 2008 PRACTICE SQUAD

The following players finished the 2008 season on the Vikings practice squad:

- #61 **Martail Burnett** DE Rookie Utah
- #75 **Chris Clark** T Rookie Southern Miss.
- #63 **Brian Daniels** G 1st Year Colorado
- #11 **Jaymar Johnson** WR Rookie Jackson State
- #27 **Derrick Roberson** CB 1st Year Rutgers
- #31 **Roderick Rogers** S 2nd Year Wisconsin
- #24 **Marcus Walker** CB Rookie Oklahoma
- #34 **Albert Young** RB Rookie Iowa

VIKINGS TEAM NOTES



2008 NFC NORTH STANDINGS

2008 NFC North Standings										
Team	W	L	T	Pct.	PF	PA	Home	Away	Conf.	Div.
z- Minnesota *	10	6	0	.625	379	333	6-2	4-4	8-4	4-2
Chicago	9	7	0	.563	375	350	6-2	3-5	7-5	4-2
Green Bay	6	10	0	.375	419	380	4-4	2-6	5-7	4-2
Detroit	0	16	0	.000	268	517	0-8	0-8	0-12	0-6

* Division Champions

VIKINGS VS. NFC NORTH

Team	Total Games	All-Time Series	Titles*
Chicago Bears	96	51-43-2	2
Detroit Lions	95	63-30-2	0
Green Bay Packers	96	46-49-1	4

* Since 2002 division realignment

The following numbers are combined NFC Central and NFC North:

Playoff Appearances	Division Titles
23 - Minnesota Vikings	17 - Minnesota Vikings
11 - Chicago Bears	7 - Chicago Bears
10 - Green Bay Packers	5 - Green Bay Packers
7 - Detroit Lions	5 - Detroit Lions
6 - Tampa Bay Buccaneers	3 Tampa Bay Buccaneers

2009 STRENGTH OF SCHEDULE

The following is the 2009 strength of schedule for all 32 teams. The Vikings have the 14th toughest schedule. Minnesota will face 3 of the 4 teams that reached the 2008 NFC and AFC Championship games and will line up against 5 of the 2008 playoff squads - Arizona, Baltimore, Carolina, New York Giants, and Pittsburgh.

2009 NFL Strength of Schedule

Team	2008 Pct./W-L
Cleveland Browns	.572 / 145-108-3
Detroit Lions	.559 / 143-113-0
Cincinnati Bengals	.553 / 141-114-1
Jacksonville Jaguars	.537 / 137-118-1
Kansas City Chiefs	.537 / 137-118-1
St. Louis Rams	.533 / 136-119-1
Pittsburgh Steelers	.525 / 133-120-3
Baltimore Ravens	.521 / 132-121-3
Oakland Raiders	.520 / 133-123-0
Houston Texans	.518 / 132-123-1
San Diego Chargers	.516 / 132-124-0
Philadelphia Eagles	.514 / 131-124-1
Green Bay Packers	.504 / 129-127-0
Minnesota Vikings	.504 / 129-127-0
New York Giants	.502 / 127-126-3
Dallas Cowboys	.498 / 126-127-3
Indianapolis Colts	.498 / 127-128-1
Seattle Seahawks	.498 / 127-128-1
New Orleans Saints	.496 / 127-129-0
Carolina Panthers	.488 / 125-131-0
Arizona Cardinals	.486 / 124-131-1
New England Patriots	.480 / 123-133-0
Tampa Bay Buccaneers	.480 / 123-133-0
Washington Redskins	.479 / 121-132-3
Chicago Bears	.475 / 121-134-1
New York Jets	.471 / 120-135-1
Miami Dolphins	.461 / 118-138-0
Atlanta Falcons	.459 / 117-138-1
Tennessee Titans	.459 / 117-138-1
Denver Broncos	.457 / 117-139-0
Buffalo	.453 / 116-140-0
San Francisco	.447 / 114-141-0

RECORD-SETTING STADIUM

Over the years, Vikings fans have witnessed some of the most exciting plays in NFL history at the Metrodome. The 2008 season added to that list, and the stadium is now home of:

The longest play in NFL history:

2007: Chargers CB Antonio Cromartie returns a missed field goal 109 yards for a touchdown vs. Vikings (11/4/07).

The longest run in NFL history:

1982: Cowboys RB Tony Dorsett runs 99 yards for a touchdown (date of game was January 3, 1983 but '82 season) vs. Vikings.

The longest pass in NFL history (ties NFL record):

2008: Vikings QB **Gus Frerotte** throws a 99-yard touchdown pass to WR **Bernard Berrian** vs. Bears.

2008 NFL REGULAR SEASON STANDINGS

AFC East										
Team	W	L	T	Pct.	PF	PA	Home	Away	Conf.	Div.
z- Miami	11	5	0	.688	345	317	5-3	6-2	8-4	4-2
New England	11	5	0	.688	410	309	5-3	6-2	7-5	4-2
N.Y. Jets	9	7	0	.563	405	356	5-3	4-4	7-5	4-2
Buffalo	7	9	0	.438	336	342	3-5	4-4	5-7	0-6

AFC North										
Team	W	L	T	Pct.	PF	PA	Home	Away	Conf.	Div.
z- Pittsburgh	12	4	0	.750	347	223	6-2	6-2	10-2	6-0
y- Baltimore	11	5	0	.688	385	244	6-2	5-3	8-4	4-2
Cincinnati	4	11	1	.281	204	364	3-4-1	1-7	3-9	1-5
Cleveland	4	12	0	.250	232	350	1-7	3-5	3-9	1-5

AFC South										
Team	W	L	T	Pct.	PF	PA	Home	Away	Conf.	Div.
*- Tennessee	13	3	0	.813	375	234	7-1	6-2	9-3	4-2
y- Indianapolis	12	4	0	.750	377	298	6-2	6-2	10-2	4-2
Houston	8	8	0	.500	366	394	6-2	2-6	5-7	2-4
Jacksonville	5	11	0	.313	302	367	2-6	3-5	3-9	2-4

AFC West										
Team	W	L	T	Pct.	PF	PA	Home	Away	Conf.	Div.
z- San Diego	8	8	0	.500	439	347	5-3	3-5	7-5	5-1
Denver	8	8	0	.500	370	448	4-4	4-4	5-7	3-3
Oakland	5	11	0	.313	263	388	2-6	3-5	4-8	2-4
Kansas City	2	14	0	.125	291	440	1-7	1-7	2-10	2-4

NFC East										
Team	W	L	T	Pct.	PF	PA	Home	Away	Conf.	Div.
*- N.Y. Giants	12	4	0	.750	427	294	7-1	5-3	9-3	4-2
y- Philadelphia	9	6	1	.594	416	289	6-2	3-4-1	7-5	2-4
Dallas	9	7	0	.563	362	365	6-2	3-5	7-5	3-3
Washington	8	8	0	.500	265	296	4-4	4-4	7-5	3-3

NFC North										
Team	W	L	T	Pct.	PF	PA	Home	Away	Conf.	Div.
z- Minnesota	10	6	0	.625	379	333	6-2	4-4	8-4	4-2
Chicago	9	7	0	.563	375	350	6-2	3-5	7-5	4-2
Green Bay	6	10	0	.375	419	380	4-4	2-6	5-7	4-2
Detroit	0	16	0	.000	268	517	0-8	0-8	0-12	0-6

NFC South										
Team	W	L	T	Pct.	PF	PA	Home	Away	Conf.	Div.
z- Carolina	12	4	0	.750	414	329	8-0	4-4	8-4	4-2
y- Atlanta	11	5	0	.688	391	325	7-1	4-4	8-4	3-3
Tampa Bay	9	7	0	.563	361	323	6-2	3-5	8-4	3-3
New Orleans	8	8	0	.500	463	393	6-2	2-6	5-7	2-4

NFC West										
Team	W	L	T	Pct.	PF	PA	Home	Away	Conf.	Div.
z- Arizona	9	7	0	.563	427	426	6-2	3-5	7-5	6-0
San Francisco	7	9	0	.438	339	381	4-4	3-5	5-7	3-3
Seattle	4	12	0	.250	294	392	2-6	2-6	3-9	3-3
St. Louis	2	14	0	.125	232	465	1-7	1-7	2-10	0-6

x - Clinched Playoff y - Clinched Wild Card
z - Clinched Division *- Clinched Division and Homefield

VIKINGS TEAM NOTES



2008 VIKINGS RECORDS

The Vikings set or tied the following records in 2008:

Individual NFL Records

* Longest Completion

New: 99t - Bernard Berrian from Gus Frerotte, vs. Chicago, 11/30/08
Ties: 10 other plays

* Fewest Seasons Needed To Reach 3,000 Rushing Yards

New: 2 - Adrian Peterson, 2007-08
Ties: 2 - 4 other players

* Most Safeties In A Single Season

New: 2 - Jared Allen, 2008
Ties: 14 players

* Most 1,000 Yard Rushing Seasons In First 2 Seasons

New: 2 - Adrian Peterson, 2007-08
Ties: 2 - 20 players; Most recently Clinton Portis, 2002-03

* Highest Average Of 100-Yard Games Per Games Played - Career

New: 53.3 - Adrian Peterson, 2007-08
Old: 49.7 - Barry Sanders, 1989-98

Team NFL Records

* Led NFL In Rushing Defense For 3rd Consecutive Season

New: Minnesota Vikings, 2006-08
Old: Had never happened

Vikings Team Records

* Most Safeties In A Single Game

New: 2 - vs. Green Bay, 11/9/08
Ties: 2 - vs. Atlanta, 10/5/03

* Most Safeties In A Single Season

New: 3 in 2008
Ties: 3 in 1981 and 1965

* Least Time Elapsed To Score 2 Touchdowns At Start Of Game

New: 1:41 - at Jacksonville, 11/23/08
Old: 3:29 - vs. Green Bay, 9/28/86

* Quickest Score At Start Of Game

New: 00:13 - at Jacksonville, 11/23/08 (Napoleon Harris FR)
Ties: 00:13 - vs. New Orleans, 9/25/05 (T. Taylor from D. Culpepper)

* Most Rushing Attempts By A Tandem In A Season

New: 464 - Adrian Peterson (363) and Chester Taylor (101), 2008
Old: 408 - Chuck Foreman (278) and Brent McClanahan (130), 1976

Vikings Individual Records

DE Jared Allen

Most Sacks In First Season With Team

New: 14.5 - Jared Allen, 2008
Old: 11.0 - Keith Millard, 1985

Most Safeties In A Single Season

New: 2 - Jared Allen, 2008
Ties: 2 - Alan Page, 1971

WR Bernard Berrian

Longest Reception

New: 99t - Bernard Berrian from Gus Frerotte, vs. Chicago, 11/30/08
Old: 89t - Charley Ferguson from Fran Tarkenton, at Chicago, 11/11/62

Longest Play From Scrimmage

New: 99t - Bernard Berrian from Gus Frerotte, vs. Chicago, 11/30/08
Old: 95t - Chester Taylor run, at Seattle, 10/22/06

Most 80+ Yard Plays In A Single Season

New: 3 - Bernard Berrian (86t pass, 99t pass, 82t punt return), 2008
Old: 2 - Koren Robinson (2005) and Darren Sharper (2005)

QB Gus Frerotte

* Longest Completion

New: 99t - Bernard Berrian from Gus Frerotte, vs. Chicago, 11/30/08
Old: 89t - Charley Ferguson from Fran Tarkenton, at Chicago, 11/11/62

P Chris Kluwe

* Highest Gross Punting Average In A Single Season

New: 47.6 - Chris Kluwe, 2008
Old: 46.4 - Bobby Walden, 1964

* Most 50+ Yard Punts In A Single Season

New: 35 - Chris Kluwe, 2008
Old: 29 - Chris Kluwe, 2007

2008 VIKINGS RECORDS

* Most 50+ Yard Punts In A Single Game

New: 6 - Chris Kluwe, at Tennessee, 9/28/08
Old: 5 - 2 other players

LB Ben Leber

* Most Passes Defensed By A Linebacker

New: 12 - Ben Leber, 2008
Ties: 12 - Matt Blair, 1981

K Ryan Longwell

* Most 50+ Yard Field Goals In A Single Season

New: 6 - Ryan Longwell, 2008
Old: 3 - 3 times; Most recent Paul Edinger, 2005

* Highest FG Percentage From 50 Yards and Above In A Single Season

New: 100.0 - Ryan Longwell, 2008 (6-of-6)
Ties: 100.0 - Gary Anderson, 1998 (2-of-2)

* Most Consecutive Field Goals Made Under 40 Yards

New: 34 - Ryan Longwell, 9/11/06 - 10/6/08
Old: 32 - Fuad Reviez, 10/25/92 - 9/18/94

RB Adrian Peterson

* Led The NFL In Rushing Yards

New: Adrian Peterson, 2008
Old: Had never happened

* 3,000 Rushing Yards In First 2 Seasons

New: 3,101 - Adrian Peterson, 2007-08
Old: Had never happened

* Most Rushing Yards Per Game

New: 110.0 - Adrian Peterson, 2008
Old: 95.7 - Adrian Peterson, 2007

* Most Rushing Yards In A Single Season

New: 1,760 - Adrian Peterson, 2008
Old: 1,521 - Robert Smith, 2000

* Most 100+ Yard Rushing Games In A Single Season

New: 10 - Adrian Peterson, 2008
Old: 8 - Robert Smith, 2000

* Most Rushing Attempts In A Single Season

New: 363 - Adrian Peterson, 2008
Old: 303 - Chester Taylor, 2006

* Fewest Games Needed To Reach 2,000 Rushing Yards

New: 21 - Adrian Peterson, 2008
Old: 29 - Chester Taylor, 2006-07

* Fewest Games Needed To Reach 3,000 Rushing Yards

New: 30 - Adrian Peterson, 2007-08
Old: 44 - Chuck Foreman, 1973-76

* Most Rushing Yards Gained In First 2 Seasons

New: 3,101 - Adrian Peterson, 2007-08
Old: 2,060 - Chester Taylor, 2006-07

* Most 100-Yard Rushing Performances In First 2 Seasons

New: 16 - Adrian Peterson, 2007-08
Old: 7 - Michael Bennett, 2001-02

* Most Consecutive 100-Yard Rushing Performances To Start A Season

New: 2 - Adrian Peterson, 2008
Old: 1 - 9 times; Most recent Adrian Peterson, 2007

* Most 1,000 Yard Seasons In First 2 Seasons

New: 2 - Adrian Peterson, 2008
Old: Had never happened

* Most Touchdowns In First 2 Seasons

New: 22 - Adrian Peterson, 2007-08
Old: 13 - Twice; Last time Chester Taylor 2006-07

S Madiou Williams

* Fewest Games Needed To Record First Interception As A Viking

New: 1 - Madiou Williams, 2008
Ties: 1 - 7 players; Most recent Darren Sharper, 2005

CB Antoine Winfield

* Four Stats On Same Play

New: 4 - Antoine Winfield, vs Carolina, 9/21/08 (Sack, FF, FR, TD)
Ties: 4 - Twice; Carl Eller (10/25/64) and Al Noga (12/2/90)

* Blocked FG Returned For A Touchdown In A Game/Season/Career

New: 1 - Antoine Winfield, at New Orleans, 10/6/08
Old: Never occurred in the regular season

* Most Blocked Field Goal Return Yards In A Game/Season

New: 59 - Antoine Winfield, at New Orleans, 10/6/08
Old: 22 - Charlie West, vs. San Francisco, 12/14/69

* Most Blocked Field Goal Return Yards In A Career

New: 59 - Antoine Winfield, 2004-08
Old: 39 - Charlie West, 1968-73



2008 ACHIEVEMENTS

TEAM

- * Reached the postseason for the 1st time since 2004.
- * Won first division title since 2000 and won the NFC North for the first time since the NFC Central was realigned in 2002.
- * Had first 10-win season since 2000.
- * Had first winning season under Head Coach Brad Childress.
- * Had first league-leading rusher in franchise history.
- * Led the NFL against the run for the 3rd straight season, a feat that has never been accomplished in league history.
- * Became the first team in NFL history to hold opposing teams to less than 75 rushing yards per game for 3 consecutive years.
- * Finished with 45 sacks on the year, which was the most since the 1999 squad had 46. The 45 sacks was tied for the 9th most in team history.
- * Ranked 6th in overall defense, which was the team's highest ranking since they finished 5th overall in 1994.
- * Had a 1,000-yard rusher for the 3rd straight season and the 4th time since 2000.
- * Tied a team record for most safeties in a season (3), tying the 1981 and 1965 teams.
- * Tied for the most Associated Press 1st-Team All-Pro selections with 4; also tied for the 2nd most Pro Bowl honorees with 6.

INDIVIDUAL

Offense

QB Gus Frerotte

- * Surpassed 20,000 career passing yards. Became only the 87th player in NFL history to accomplish the feat and currently has 21,291 total passing yards.
- * Surpassed 700 career points and 100 career points as a Viking.
- * Became the 73rd quarterback in NFL history to win 40 games (44).
- * Surpassed 3,000 career passing attempts. Has thrown 3,106 attempts all-time.
- * Tied an NFL record and broke the Vikings record for the longest pass play with his 99-yard TD throw to WR Bernard Berrian against Chicago (11/30). Also connected with Berrian on an 86-yard TD vs. Detroit (10/12/08), which ranks 3rd in team history.

QB Tarvaris Jackson

- * Set career-high and the 3rd-best rushing performance by a Vikings QB with his 76 yards vs. Atlanta (12/21).
- * Set career-highs with 4 TD passes at Arizona (12/14).
- * Threw 8 TDs and just 1 INT in the final 4 games of the regular season.

RB Adrian Peterson

- * Earned Bert Bell Player of the Year Award.
- * Named 1st Team *Associated Press* All-Pro.
- * Earned 2nd Pro Bowl selection.
- * Named Vikings Offensive MVP.
- * Became the 1st Viking in team history to lead the NFL in rushing, ranking 1st with 1,760 yards.
- * Became only the 5th player in NFL history to reach 3,000 yards in the first 2 seasons. Had 3,101 yards in his first 2 years.
- * Moved into 4th place in NFL history for the most rushing yards after the first 2 seasons (3,101).
- * Set a team record for average rushing yards per game (110.0), breaking his previous record of 95.7.
- * Led the NFC in rushing for the 2nd straight season (1,760 yards) after finishing #1 in 2007 with 1,341 yards.
- * Broke the Vikings all-time single-season rushing record of 1,521 yards, set by RB Robert Smith in 2000, as he finished with 1,760 yards.
- * Took sole possession of the team record for 100+ yard games in a single season, finishing with 10 in 2008, which surpassed RB Robert Smith's 8 in 2000.
- * Broke the team record for the most rushing attempts in a season with 363, breaking Chester Taylor's 303 in 2006.
- * Moved into 5th place in all-time in NFL history for most 100-yard games in first 2 seasons in the league (16)
- * Moved into a 3rd place tie for the Vikings most seasons with 1,000+

2008 ACHIEVEMENTS

- rushing yards with 2. Is tied with Terry Allen (1992, 1994).
- * Broke his career high for rushing yards in a single season, finishing with 1,760 in 2008 after having 1,341 as a rookie in 2007.
- * Became only the 3rd player in team history to record 2+ consecutive seasons with 1,000+ yards rushing. Only Robert Smith (4 - 1997-00) and Chuck Foreman (3 - 1975-77) have accomplished the feat.
- * Moved into the Vikings top 10 all-time rushers and now ranks 9th with 3,101 career yards after surpassing former RB Terry Allen, who ranked 9th with 2,795 career yards.
- * Moved into 3rd place in team history with 16 100-yard games.
- * Reached 20 career rushing TDs (22).
- * Tied a team playoff record for most rushing TDs in a single game with 2 against the Eagles.
- * Broke a team playoff record for the longest TD run with a 40-yarder against Philadelphia.
- * Became the first player since Robert Smith to post back-to-back 1,000-yard rushing campaigns.
- * Became the 45th Viking to surpass 100 career points. Currently has 138.
- * Passed Michael Bennett for 2nd place in team history in rushes of 20+ yards. Currently has 31 carries of 20 or more yards.
- * Surpassed 2,000 career rushing yards, becoming only the 16th player in team history to do so and setting a new team record for fewest games needed to break the mark (21). The 21 games also tied for 3rd in NFL history behind Eric Dickerson (18) and Earl Campbell (20) for fewest games needed to reach 2,000 yards.
- * Set a team record for the most yards gained in the first 2 seasons with the team, finishing with 3,101, which surpassed RB **Chester Taylor's** 2,060 from 2006-07.
- * Surpassed 2,500 career yards (in 25 games) - only the 14th player in NFL history to surpass 2,500 yards in the first 2 seasons.

RB Chester Taylor

- * Scored his 25th career TD vs. Chicago (11/30/08) and now has 162 career points (27 TDs).
- * Led all NFL running backs and ranked 3rd among all players with 25 3rd-down receptions for 260 yards and 2 TDs.
- * Climbed into 13th place in team history with 2,459 rushing yards.

C Matt Birk

- * Was named Vikings Man of the Year for 7th consecutive year.
- * Moved into 7th all-time in team history for games played by an offensive lineman, tying Milt Sunde with 146.
- * Blocked for the first Vikings running back to lead the league in rushing (Peterson-1,760 yards).

G Steve Hutchinson

- * Named 1st Team *Associated Press* All-Pro (4th time).
- * Earned 6th Pro Bowl selection.
- * Had a 1,000-yard rusher behind him for the 8th straight year (every year he has been in the NFL).
- * Blocked for his 50th rusher of 100+ yards in a game. He has now currently blocked in 54 games where a running back has crossed the 100-yard mark.
- * Blocked for his 20th game with a 100-yard rusher as a member of the Vikings. He has blocked for 23 as a Viking.

TE Visanthe Shiancoe

- * Set a career high for touchdowns in a single season with 7. Previous high was 2.
- * Moved into 2nd place in Vikings history for receiving TDs in a single season by a tight end (7), finishing 1 shy of Joe Senser's 8 in 1981.
- * Notched the 2nd-best receiving yardage day by a tight end in team history with his 136 yards against Atlanta (12/21), trailing only Steve Jordan's 179 vs. Washington in 1986.
- * Broke the 1,000 career receiving yards mark and now has 1,172 yards all-time.

WR Bernard Berrian

- * Led the team and finished with a career high 964 receiving yards.



2008 ACHIEVEMENTS

- * Set a career high for 100-yard receiving games in a single season with 5 in 2008. Previous high was 2 in 2006.
- * Surpassed 100 career points and now has 138, including playoffs.
- * Set a career high with 131 receiving yards vs. Detroit (10/12), breaking his previous career high of 110 yards from the week before at New Orleans (10/6). Notched all 3 of his best career performances (131, 122, 110) in his 1st year with the Vikings.
- * Became the first Vikings player to gain 100 receiving yards in back-to-back games since Nate Burleson had 2 in December 2004 with his 100+ receiving yards at New Orleans (10/6) and vs. Detroit (10/12).
- * Notched the 3rd-longest punt return in Vikings history with an 82-yard TD at Arizona.

WR Bobby Wade

- * Led the team with 53 receptions.
- * Eclipsed 2,000 career yards and now has 2,491 yards.
- * Finished with his 2nd-highest career totals in receptions (53) and receiving yards (645), falling just one catch shy of his high of 54 and 2 yards shy of his high of 647.
- * Finished with a single-game career-high of 98 receiving yards vs. N.Y. Giants (12/28/08).

Defense

DE Jared Allen

- * Named 1st Team *Associated Press* All-Pro (2nd time).
- * Earned his 2nd Pro Bowl selection.
- * Led the team and finished tied for 5th in the NFL with 14.5 sacks.
- * Became the first Vikings player to reach double digit sacks (14.5) since DT Kevin Williams had 11.5 in 2004.
- * Notched the most sacks a single season by a Viking since DT John Randle notched 15.5 in 1997.
- * Set a record for the most sacks in the first season with the team with 14.5, which broke Keith Millard's 11.0 in 1985.
- * Tied for the team lead with 52 QB hurries.
- * Tied an NFL record for the most safeties in a single season (2). Only 15 players have accomplished the feat.

DT Kevin Williams

- * Named 1st Team *Associated Press* All-Pro (4th time).
- * Earned his 4th Pro Bowl selection.
- * Named Vikings Defensive MVP.
- * Finished with 4.0 sacks vs. Detroit (10/12), which ranked 2nd for most in a Vikings game and was the most since Chris Doleman's 4.0 in 1989.
- * Blocked his 1st career field goal at Green Bay in Week 1 and followed it with his 2nd 4 weeks later at New Orleans (10/6).
- * Moved into 9th place in team history for career sacks. He currently has 42.5 all-time.
- * Tied for the team lead with 52 QB hurries.
- * Helped the Vikings defense rank #1 against the run for the 3rd consecutive season.

DT Pat Williams

- * Earned his 3rd Pro Bowl selection.
- * Helped the Vikings defense rank #1 against the run for the 3rd consecutive season.

LB E.J. Henderson

- * Moved into 5th place all-time among Vikings linebackers with 10.5 career sacks.

LB Chad Greenway

- * Led the team with 149 total tackles (103 solo).
- * Finished 4th among NFL linebackers with 6.0 sacks, which ranks tied for 2nd in team history for the most sacks by a linebacker.
- * Moved into an 2nd place tie for sacks in a single season by a Vikings linebacker with 6.0 in 2008.

LB Napoleon Harris

- * Notched the 10th-longest fumble recovery for a TD in the NFL in 2008

2008 ACHIEVEMENTS

with his 27-yarder at Jacksonville. It was the 4th longest by a LB in 2008 for a TD.

LB Ben Leber

- * Ranked tied for 1st in the NFL with 4 defensive fumble recoveries.
- * Tied a team record for passes defended by a linebacker with 12.

CB Antoine Winfield

- * Named 2nd-Team *Associated Press* All-Pro.
- * Earned his 1st career Pro Bowl selection.
- * Moved into a tie for 6th place for takeaways among Vikings cornerbacks with his fumble recovery at New Orleans (10/6). Now has 21 total takeaways as a Viking.
- * Moved into a 2nd place tie in Vikings history for most touchdown returns in a career with his 4th at New Orleans (10/6) when he returned a blocked field goal.
- * Moved into 2nd place all time for fumble recoveries by a Vikings cornerback (6).
- * Tied a team record for the most forced fumbles in a season with 4.
- * Returned a blocked field goal for a TD at New Orleans (10/6), which was the first in franchise history in the regular season.

S Tyrell Johnson

- * Notched 1st career interception at New Orleans (10/6).

S Madiou Williams

- * Notched his 1st career interception as a member of the Vikings. He became only the 8th player in team history to record an INT in his first game as a Viking. He now has 2 on the season after missing Weeks 1-7 with a neck injury.

Special Teams

K Ryan Longwell

- * Named Vikings Special Teams MVP.
- * Broke the team record for most 50+ yard field goals in a season with 6 in 2008.
- * Moved into a tie for 3rd place in Vikings history for the most game-winning field goals in a career (6).
- * Moved into 21st place all-time in NFL history for regular season field goals made (296).
- * Moved into 22nd place in all-time scoring in NFL history (1,370).
- * Became the 24th player in NFL history to reach 1,300 career points. He currently has 1,370 points.
- * Reached 300 career field goals made, including postseason (311).
- * Kicked 3 game-winning field goals on the season, including in the final game against the N.Y. Giants to give the Vikings the NFC North championship.

P Chris Kluwe

- * Broke his own record for punts over 50 yards and finished 3rd in the NFL with 35 of 50 or more. His previous record was 29 in 2007.
- * Reached 100 career punts of 50+ yards. He currently has 106 punts of 50+ yards since entering the league in 2005.
- * Set a Vikings team record and finished ranked 4th in the NFL with a gross punting average of 47.6 yards. It was Kluwe's first finish in the top 5.
- * Set a team record for the most 50-yard punts in a single game with 6 at Tennessee.

KR Maurice Hicks

- * Surpassed 4,500 career return yards and now has 4,822 total.





GJALLARHORN SOUNDERS

The following is a list of the Gjallarhorn Sounders in 2008:

- vs. Seattle, 8/8 - **Dennis Koslowski** - (1988/1992 Olympic Medalist)
- vs. Pittsburgh, 8/23- **Ron Stolski** (Brainerd High School Football Coach)
- vs. Indianapolis, 9/14 - **Heath Farwell** (Vikings Injured Linebacker)
- vs. Carolina, 9/21 - **Robert Griffith** (Retired Vikings Safety)
- vs. Detroit, 10/12 - **Eric Hilgenberg** (Son of former Viking LB Wally Hilgenberg)
- vs. Houston, 11/2 - **Mardy Fish** (International Tennis Pro)
- vs. Green Bay, 11/9 - **Shawn Johnson** (2008 Olympic Medalist - U.S. Women)
- vs. Chicago, 11/30 - **John Randle** (Vikings Alumni Defensive Tackle and 2008 Ring of Honor Inductee)
- vs. Atlanta, 12/21 - **Paul Krause** (Hall of Fame Vikings Safety)
- vs. New York Giants, 12/28 - **Syd Davy** (Vikings "SuperFan")
- vs. Philadelphia, 1/4/09 - **Robert Smith** (Former Vikings Running Back)

HONORARY CAPTAINS

The following is a list of honorary captains named in 2008:

- * vs. Indianapolis (9/14) - Hugo Mayor **Fran Miron**, Hugo Fire Chief **Jim Compton** and Washington County Sheriff **Bill Hutton** (In honor of their extensive relief efforts in the tornado tragedy that hit Hugo, MN, in the summer of 2008)
- * vs. Carolina, 9/21 - **Robert Griffith** (Retired Vikings safety)
- vs. Detroit, 10/12 - **Karen Collier** (Breast cancer survivor) and **Lisa Di-erbeck** (ZTA Think PINK! Campaign Representative)
- * vs. Green Bay, 11/9 - **Kenechi Udeze** (Vikings defensive end who is battling leukemia)
- * vs. Chicago, 11/30 - **John Randle** (Former Vikings DT and 2008 Vikings Ring of Honor inductee)
- vs. Atlanta, 12/21 - **Varmah Sonie** (Minnesota's Mr. Football 2008)
- vs. New York Giants, 12/28 - None
- vs. Philadelphia Eagles, 1/4/09 - **Bill Brown**, **Chuck Foreman** and **Robert Smith** (Former Vikings Running Backs)

VIKINGS LATEST ROSTER MOVES

Date	Player	Transaction
Jan. 8.....	DE Martail Burnett	Signed to Reserve/Future FA
Jan. 7.....	T Chris Clark.....	Signed to Reserve/Future FA
Jan. 6.....	DB Roderick Rogers.....	Signed to Reserve/Future FA
Jan. 6.....	DB Marcus Walker.....	Signed to Reserve/Future FA
Jan. 5.....	G Brian Daniels.....	Signed to Reserve/Future FA
Jan. 5.....	WR Jaymar Johnson	Signed to Reserve/Future FA
Jan. 5.....	RB Albert Young.....	Signed to Reserve/Future FA
Dec. 30.....	K Taylor Mehlhaff.....	Signed to Reserve/Future FA
Dec. 29.....	Kenny Onatolu.....	Signed to Reserve/Future FA

DOMESTIC FIELD ADVANTAGE

The Vikings finished the 2008 regular season with a 6-2 record at home. The franchise now has a combined record of 143-79-0 (.644) all time at the Metrodome in the regular season and the playoffs. The team has never been shut out at the Dome and hasn't been shut out at a home stadium since 10/7/62, when they lost 13-0 to Chicago at Met Stadium.

The Metrodome is considered one of the loudest stadiums in the NFL, posing problems for opposing offenses. **In the 8 regular season home games this season, teams had 18 false start or delay of game penalties.**

Carolina - 6 false starts, 1 delay of game
Houston - 4 false starts, 1 delay of game
Green Bay - 2 false starts, 1 delay of game
Chicago, Atlanta, N.Y. Giants - 1 false start each

CENTURY MARK

Eleven members of the Vikings have played in 100+ career regular season games:

K Ryan Longwell	192
S Darren Sharper	183
DT Pat Williams	172
QB Gus Ferothe	147
C Matt Birk	146
CB Antoine Winfield	144
TE Jim Kleinsasser	133
G Steve Hutchinson	116
RB Chester Taylor	107
LB Ben Leber	104
T Bryant McKinnie	100

BY THE NUMBERS

4

Members of the Vikings named to the Associated Press All-Pro 1st Team, which was tied for the most in the NFL.

5

Players in NFL history that reached 3,000 rushing yards in the first 2 seasons. RB **Adrian Peterson** is one of those five.

14

Places the Vikings moved up in total defense from 2007 to 2008. In 2007 the team finished 20th, and in 2008, the team had the 6th-best defense.

45

Sacks by the Vikings defense during the 2008 regular season, which ranked 4th among all teams. Nineteen of those sacks came on 3rd down, a total that also ranked 4th.

47.6

P **Chris Kluwe's** gross punting average on the season, which set a team record. The previous highest gross punting average was 46.4 yards by Bobby Walden.

254

Points the Vikings defense allowed on the season, which was the 5th lowest total in the NFL.

964

Receiving yards WR **Bernard Berrian** finished the 2008 regular season with. That total broke Berrian's previous career high of 951 receiving yards in 2007.

1,760

Rushing yards RB **Adrian Peterson** finished with in the 2008 regular season. Peterson's total led the league and was a new Vikings team record for the most rushing yards in a single season.

VIKINGS TEAM NOTES



2008 NFL DRAFT

After trading away their 1st round pick and two 3rd round picks with Kansas City for DE **Jared Allen**, the Vikings used 2 picks on defense and 3 on offense in the 2008 NFL Draft. With their only selection on Day 1, the Vikings traded up in the 2nd round to take S **Tyrell Johnson** out of Arkansas State. Johnson was the 2nd safety drafted in 2008 and the highest drafted safety by the Vikings since Orlando Thomas in 1995. With their remaining 4 picks, the Vikings chose QB **John David Booty**, DT **Letroy Guion**, C **John Sullivan** and WR **Jaymar Johnson**.

Round 1

Traded the #17 overall pick to Kansas City Chiefs for DE **Jared Allen**.

Round 2

1. **Tyrell Johnson** (#43), S, Arkansas State (Traded Philadelphia #47 and #117 pick for #43 and #152)
2008 Totals: 16 games played, 7 starts, 29 tackles (18 solo), INT, FR, 4 PD, 1 QB hurry; 5 special teams tackles (2 solo).

Round 3

Traded the #73 and #82 overall picks to Kansas City Chiefs for DE **Jared Allen**.

Round 5

2. **John David Booty** (#137), QB, Southern California (Traded Green Bay #150 and #209 for #137)
2008 Totals: Did not play during 2008 regular season.
3. **Letroy Guion** (#152), DT, Florida State
2008 Totals: 1 game played.

Round 6

4. **John Sullivan** (#187), C, Notre Dame
2008 Totals: 16 games played.
5. **Jaymar Johnson** (#193), WR, Jackson State (Practice Squad)

Round 7

Traded the #209 overall pick to Green Bay



OFFSEASON ACQUISITIONS

In one of the most active offseasons in recent team history, the Vikings added several players via free agency, highlighted by WR **Bernard Berrian** (Chicago), S **Madieu Williams** (Cincinnati), and RB **Maurice Hicks** (San Francisco). The team also landed 2007 sack leader DE **Jared Allen** via a trade with the Kansas City Chiefs.

Free Agency

WR **Bernard Berrian** (Chi.)
RB **Maurice Hicks** (SF)
CB **Benny Sapp** (KC)
S **Madieu Williams** (Cin)
DE **Ellis Wymys** (Sea.)

Notes

Led the Vikings with 964 receiving yards in the regular season...Averaged 20.1 yards per catch.
Returned 29 kickoffs for 690 yards (23.8 avg.)...Had a long of 38 on the season.
Had 22 tackles (12 solo)...Also had 4 passes defended, 2 INTs, 1 forced fumble and 6 special teams tackles.
Had 45 tackles (34 solo) after missing 7 games to injury...Also had 2 INTs, 3 passes defended, 1 QB hurry
Had 5 tackles (4 solo)...Also has notched 2.0 sacks, 1 pass defended, 1 forced fumble and 6 QB hurries

Trade

DE **Jared Allen**

Notes

Led the Vikings and ranked 5th in the NFL with 14.5 sacks...Also had 52 hurries, 3 FF and 75 tackles.

VIKINGS FACTS AND FIGURES

• Oldest Vikings player	Gus Frerotte, 37	Born 7/31/71
• Youngest Vikings player	Letroy Guion, 21	Born 6/21/87
• Most seasons as a Viking	Matt Birk	11th Vikings season
• Most NFL seasons	Gus Frerotte	15th season in the NFL
• College with the most Vikings	Maryland, 3	Jeff Dugan, Erin Henderson, Madieu Williams
	Texas, 3	Cedric Griffin, Cullen Loeffler, Brian Robison
• Conference with the most Vikings	Big 12, Big 10	7 players on '08 roster
• Largest Viking	Bryant McKinnie, T	Stands 6-8 and weighs 335 pounds
• Smallest Viking	Antoine Winfield, CB	Stands 5-9 and weighs 180 pounds
• Former 1 st -round draft picks	8	Chad Greenway, Napoleon Harris, Steve Hutchinson, Jimmy Kennedy, Bryant McKinnie, Adrian Peterson, Kevin Williams, Antoine Winfield
• Pro Bowlers	7	Jared Allen, Matt Birk, Steve Hutchinson, Adrian Peterson, Darren Sharper, Kevin Williams, Pat Williams
• Coaches who played in the NFL	5	Eric Biniemy, Karl Dunbar, Leslie Frazier, Jimmie Johnson, Fred Pagac

NEW FACES

The Vikings have 16 new faces from the 2007 season - S **Husain Abdullah**, DE **Jared Allen**, WR **Bernard Berrian**, QB **John David Booty**, QB **Gus Frerotte**, DT **Letroy Guion**, LB **Napoleon Harris**, LB **Erin Henderson**, RB **Maurice Hicks**, S **Tyrell Johnson**, DT **Jimmy Kennedy**, WR **Darius Reynaud**, S **Benny Sapp**, C **John Sullivan**, S **Madieu Williams**, and DT **Ellis Wymys**.



SIX VIKINGS HONORED WITH PRO BOWL TRIPS

The National Football League announced that 6 Minnesota Vikings earned Pro Bowl honors for their performances in 2008. The Vikings list features 10-year veteran CB **Antoine Winfield**, who is making his 1st appearance in the all-star game and will be 1 of 4 Vikings starters for the NFC unit. Since 2006, the Vikings have had 9 separate players recognized with 17 Pro Bowl honors.

Joining Winfield in Hawaii will be DE **Jared Allen**, G **Steve Hutchinson**, RB **Adrian Peterson**, DT **Kevin Williams** and DT **Pat Williams**. Hutchinson, Peterson and Kevin Williams were recognized as NFC starters along with Winfield. The trio of Vikings defensive linemen honored with Pro Bowl berths marks the 1st time the Vikings have accomplished the feat since 1970 when DE Carl Eller, DT Alan Page and DT Gary Larsen were recognized. Kevin Williams and Pat Williams' selections to the Pro Bowl also mark the 1st time in team history a DT tandem has made the Pro Bowl in 3 seasons, passing the standard set by Page and Larsen in 1969 and 1970.

Allen led the Vikings in sacks with 14.5 in 2008, his 2nd-highest total in his 5-year career (led the NFL with 15.5 in 2007 as a member of the Kansas City Chiefs). He also notched 52 QB hurries, which tied for the team lead.

Hutchinson helped pave the way for Peterson to set the new Vikings single-season rushing record and set a new team record for 100-yard games in a season. Hutchinson is making his 6th straight Pro Bowl berth and has blocked for a 1,000-yard rusher in all 8 of his NFL seasons.

Peterson returns to the Pro Bowl as the defending MVP of the game after his rookie debut in 2007. The 2nd-year RB led the NFL in rushing with 1,760 yards, breaking the Vikings single-season rushing record and setting a new team record with his 10 games over 100 yards rushing for the season.

Kevin Williams ranked 2nd on the team with 8.5 sacks and joined Pat Williams as key elements of the Vikings #1-ranked rush defense in the NFL, allowing only 76.9 yards per game. The Vikings have not allowed a 100-yard rusher against them in the past 24 games, including postseason action. Pat Williams came to the Vikings in 2005 from Buffalo as a free agent and went to the Pro Bowl for the 1st time in 2006 as a 10th-year veteran. Williams entered the NFL as an undrafted rookie with the Bills in 1997.

Winfield has been a force on defense since joining the team as a free agent from Buffalo in 2004 and led the team in 2008 with a pair of return TDs on a fumble recovery and a blocked FG. Winfield tied for the team lead with 2 interceptions and tied for 9th in the NFL with 4 forced fumbles.

2008 VIKINGS PRO BOWLERS

PLAYER	POS.	PRO BOWL SEASONS
Steve Hutchinson	G	2003*, 2004*, 2005*, 2006, 2007, 2008
Kevin Williams	DT	2004, 2006, 2007, 2008
Pat Williams	DT	2006, 2007, 2008
Adrian Peterson	RB	2007, 2008
Jared Allen	DE	2007^, 2008
Antoine Winfield	CB	2008

*-Seattle Seahawks ^-Kansas City Chiefs

2008 Regular Season Individual Stats

Jared Allen: 75 tackles (59 solo), 14.5 sacks, 9 TFL, 52 QB hurries, 3 FF, 3 passes defended...Ranked 5th in the NFL in sacks.

Steve Hutchinson: Helped the Vikings rank #5 in rushing offense and RB Adrian Peterson lead the league with 1,760 yards.

Adrian Peterson: Rushing - 363 rushes, 1,760 yards, 10 TDs, 4.8 avg, 67t long...Led the NFL with 1,760 rushing yards and 1,885 scrimmage yards.

Kevin Williams: 84 tackles (62 solo), 8.5 sacks, 7 TFL, 52 QB hurries, 1 FF, 5 passes defended.

Pat Williams: 61 tackles (36 solo), 1.0 sack, 4 TFL, 5 QB hurries, 1 FR, 3 passes defended.

Antoine Winfield: 96 tackles (74 solo); 2.0 sacks, 9 TFL, 2 QB hurries, 2 INTs, 4 FF, 2 FR, 14 passes defended.



MOST PRO BOWL SEASONS

The following is a list of Vikings players who have earned the most trips to the NFL's annual all-star game.

Name	Position	Pro Bowl Seasons
Randall McDaniel (1989-99)	G	11
Alan Page (1968-76)	DT	9
Cris Carter (1993-00)	WR	9
Ron Yary (1971-77)	T	7
Matt Birk (1998-2007)	C	6
Matt Blair (1977-82)	LB	6
Joey Browner (1985-90)	S	6
Chris Doleman (1987-90, '92-93)	DE	6
Carl Eller (1968-71, '73-74)	DE	6
Steve Jordan (1986-91)	TE	6
Paul Krause (1969, '71-75)	S	6
John Randle (1993-98)	DT	6
Mick Tingelhoff (1964-69)	C	6

PRO BOWL NOTES

Vikings DT Tandems In The Pro Bowl

Kevin Williams/Pat Williams, 2008

Kevin Williams/Pat Williams, 2007

Kevin Williams/Pat Williams, 2006

Gary Larsen/Alan Page, 1970

Gary Lasen/Alan Page, 1969

Vikings DL Trios In The Pro Bowl

Jared Allen, Kevin Williams, Pat Williams, 2008

Carl Eller, Jim Marshall, Alan Page, 1969

Carl Eller, Jim Marshall, Alan Page, 1968

2008 Teams With Most Pro Bowlers

Team Pro Bowlers

1) N.Y. Jets 7

2t) Minnesota 6

2t) N.Y. Giants/Tennessee 6

VIKINGS TEAM NOTES



HEY ROOK!

The Vikings had 7 rookies on their roster in 2008:

DRAFT CHOICES

- * **S Tyrell Johnson** – Vikings first pick in 2008 NFL Draft (2nd round, 43rd overall)...Second safety drafted in 2008 and highest-drafted safety by the Vikings since Orlando Thomas in 1995...Highest-drafted Arkansas State defensive player since Cincinnati selected LB Bill Bergey #31 overall in 1969.
- * **QB John David Booty** – Played at USC under former Vikings assistant Pete Carroll...Left USC ranked 4th in career TD passes and 5th in career passing yards...6th QB selected in 2008 NFL Draft...Brother, Josh, was a QB with the Cleveland Browns.
- * **DT Letroy Guion** – First Florida State player drafted by the Vikings since CB Corey Fuller in 1995...Youngest Viking, turned 21 on 6/21/08.
- * **C John Sullivan** – Fourth center taken in 2008 NFL Draft; first Notre Dame center since 2003...Served as team captain his senior season.

ROOKIE FREE AGENTS

- * **S Husain Abdullah** – Honorable Mention All-Pac 10 as a senior...Named Cougars Defensive MVP...Brother, Hazma, was a starter for Denver Broncos in 2007...Teammates at WSU with Eric Frampton.
- * **LB Erin Henderson** – Brother of Vikings MLB **E.J. Henderson** (IR)...Led ACC in tackles in 2007 and finished 9th in the nation with 11.08 tackles per game...Named 2007 Honorable Mention All-American by Pro Football Weekly, Rivals.com, SI.com and College Football News.
- * **WR Darius Reynaud** - Started 32 of the 38 games he played in 3 seasons at West Virginia...Left Mountaineers ranked 3rd in school history with 19 TD catches and 5th with 133 catches...Became only the 10th WVU player with 3,000 career all-purpose yards (1,550 rec., 1,126 KR, 410 rush).

INTERNATIONAL VIKINGS

The Vikings have 2 players who were born outside of the United States:

- * **G Anthony Herrera** was born in Trinidad before emigrating to the United States as a child, arriving in Florida on his 14th birthday. Herrera became a U.S. citizen in the spring of 2008.
- * **S Madiou Williams** is a native of Sierra Leone. He moved to Maryland with his family at age nine.

VIKINGS PRONUNCIATION GUIDE

Players

Husain Abdullah.....	WHO-sane ab-dul-LA
Bernard Berrian.....	bare-E-an
Vinny Ciurciu.....	chur-choo
Jeff Dugan.....	DOO-gan
Gus Frerotte.....	FUR-ott
Letroy Guion.....	LA-troy GUY-on
Otis Grigsby.....	grigs-BEE
Anthony Herrera.....	HA-rare-ah
Tarvaris Jackson.....	ta-VAR-is
Tyrell Johnson.....	TIE-rell
Jim Kleinsasser.....	KLINE-sauce-er
Chris Kluwe.....	CLUE-ee
Ben Leber.....	LEE-ber
Cullen Loeffler.....	LEFF-ler
Darius Reynaud.....	RAY-nod
Brian Robison.....	ROB-ah-sin
Visanthe Shiancoe.....	vi-sahn-tay SHANK-oh
Naufahu Tahia.....	nah-fah-WHO TAH-hee
Dontarrious Thomas.....	don-TARE-ee-us
Madiou Williams.....	muh-DEE-you
Antoine Winfield.....	an-TWAN
Ellis Wymms.....	wims

Coaches

Eric Bieniemy.....	bee-en-uh-me
Tom Kanavy.....	ka-NAY-vee
Fred Pagac.....	PUG-itch

PRACTICE SQUAD MAKES PERFECT

The Vikings have several players on the 53-man roster who have climbed the NFL ladder, starting their careers as practice squad players. Vikings starting **G Anthony Herrera** was a practice squad player as a rookie in 2004. Vikings LB **David Herron** (2007) and WR **Darius Reynaud** (2008) began their careers as practice squad members with the club and moved into regular roles with the team. Veteran RB **Maurice Hicks** was a member of the 49ers practice squad in 2004 before moving to the active roster and setting team record for kickoff return yards in 2006 and 2007. Special teams standout **Vinny Ciurciu** entered the NFL in 2003 on the Panthers practice squad but ended that season playing in the Super Bowl for the team against New England. The Vikings top special teams player, **Heath Farwell** (IR), came into the NFL as a rookie free agent and spent the majority of his rookie season on the Vikings practice squad before moving to the active roster.

UNDRAFTED DOESN'T MEAN UNDESERVING

For many NFL players, not being selected in the 7 rounds of the draft is extra motivation to prove their worth. The Vikings feature a number of undrafted players who have earned valuable roles on the team. The most notable is 2-time Pro Bowl DT **Pat Williams**, who was a rookie free agent with Buffalo in 1997 before moving into a starting role with the Bills in 2000. The Vikings have 3 undrafted rookies on the 53-man roster currently - **S Hussain Abdullah**, **LB Erin Henderson**, and **WR Darius Reynaud**. Vikings LS **Cullen Loeffler** was a rookie free agent with the club as was starting **G Anthony Herrera**. Vikings lineman **Artis Hicks** was a rookie free agent with the Eagles and went on to start in the Super Bowl for the team. The Vikings most notable all-time undrafted players include Ring of Honor inductees **John Randle** and **Mick Tingelhoff**.

IMPORTANT 2009 SEASON DATES

January 18 - Conference Championships
February 1 - Super Bowl XLIII, Tampa, Florida
February 8 - AFC-NFC Pro Bowl, Honolulu, Hawaii
February 18-24 - NFL Combine, Indianapolis, Indiana
February 27 - Free Agency Begins
March 22-25 - NFL Annual Meeting, Dana Point, California
April 25-26 - NFL Draft, New York City, New York
May 18-20 - NFL Spring Meeting, Fort Lauderdale, Florida
Mid/Late July - Training Camp Opens
August 7-9 - Hall of Fame Weekend, Canton, Ohio
August 9 - Hall of Fame Game, Canton, Ohio
August 13-17 - First Preseason Weekend
August 20-24 - Second Preseason Weekend
August 27-31 - Third Preseason Weekend
September 3-4 - Fourth Preseason Weekend
September 10-14 - Regular Season Opens



VIKINGS PLAYOFF NOTES



POSTSEASON NOTES

- * The 2008 playoffs marked the Vikings first postseason appearance since 2004, when the team defeated Green Bay 31-17 in the NFC Wild Card game but lost to Philadelphia 27-14 a week later.
- * It was the Vikings 25th playoff appearance and 43rd playoff game in team history.
- * The Vikings now have an all-time postseason record of 18-25 (.419) in their 43 games played.
- * The 43 games are tied for the 4th most among all NFL teams, with only Dallas (56), Pittsburgh (47), and the N.Y. Giants (44).
- * Twenty-nine Vikings made their first playoff appearance in 2008, while 24 had either played or been active in at least one playoff game.
- * Fourteen Vikings had started at least 1 playoff game prior to 2008.
- * Among current Vikings players, there have been 130 postseason games played with 60 starts.
- * S **Darren Sharper** has the most playoff starts (7) among current Vikings.
- * K **Ryan Longwell** has played in the most postseason games (11).

BRAD CHILDRESS IN POSTSEASON

Vikings Head Coach **Brad Childress** coached his first postseason game as a head coach. As an assistant coach/offensive coordinator for the Philadelphia Eagles, Childress was a part of 5 straight playoff appearances, winning 7 games and advancing to the NFC Championship 3 years in a row (2001-03) before advancing to the Super Bowl following the 2004 season.

Childress' Playoff Experience

2000- Wild Card vs. TB (W 21-3), Divisional at NYG (L 10-20)
 2001- Wild Card vs. TB (W 31-9), Divisional at CHI (W 33-19), NFC Championship at St. Louis (L 24-29)
 2002- Divisional vs. ATL (W 20-6), NFC Championship vs. TB (L 10-27)
 2003- Divisional vs. GB (W 20-17), NFC Championship vs. CAR (L 3-14)
 2004 - Divisional vs. MIN (W 27-14), NFC Championship vs. ATL (W 27-10), Super Bowl 39 vs. NE (L 21-24)
2008 - Wild Card vs. PHI (L 14-23)

PLAYOFF OPPONENTS

Team	Games	W-L
Dallas Cowboys.....	6	2-4
Los Angeles Rams.....	6	5-1
San Francisco 49ers.....	5	1-4
Washington Redskins.....	5	2-3
N.Y. Giants.....	3	1-2
Philadelphia Eagles.....	3	0-3
Atlanta Falcons.....	2	1-1
New Orleans Saints.....	2	2-0
Arizona Cardinals.....	1	1-0
Baltimore Colts.....	1	0-1
Chicago Bears.....	1	0-1
Cleveland Browns.....	1	1-0
Green Bay Packers.....	1	1-0
Kansas City Chiefs.....	1	0-1
Oakland Raiders.....	1	0-1
Miami Dolphins.....	1	0-1
Pittsburgh Steelers.....	1	0-1
St. Louis Cardinals.....	1	1-0
St. Louis Rams.....	1	0-1
Totals.....	43	18-25

POSTSEASON EXPERIENCE

Among current Vikings players, there have been 130 postseason games played with 60 starts. Twenty-nine Vikings made their first playoff appearance this year, while 24 had either played or been on the active roster in at least one postseason game prior to 2008. S **Darren Sharper** has the most playoff starts (7) among current Vikings. K **Ryan Longwell** has played in the most postseason games (11).

Player	GP	GS
Ryan Longwell.....	11	0
Darren Sharper.....	10	7
Matt Birk.....	8	5
Vinny Ciurciu.....	8	0
Ellis Wyms.....	8	0
Steve Hutchinson.....	6	6
Artis Hicks.....	5	3
Bernard Berrian.....	5	4
Gus Frerotte.....	4	2
Jim Kleinsasser.....	5	2
Napoleon Harris.....	4	3
Antoine Winfield.....	4	4
Jimmy Kennedy.....	3	2
Bryant McKinnie.....	3	3
Kevin Williams.....	3	3
Jeff Dugan.....	3	1
Cullen Loeffler.....	3	0
Visanthe Shiancoe.....	3	1
Dontarrious Thomas.....	2	0
Pat Williams.....	2	0
Jared Allen.....	2	2
Ben Leber.....	2	2
Chester Taylor.....	2	0
Anthony Herrera.....	1	1
Ryan Cook.....	1	1
Fred Evans.....	1	1
Chad Greenway.....	1	1
Cedric Griffin.....	1	1
Tarvaris Jackson.....	1	1
Adrian Peterson.....	1	1
Brian Robison.....	1	1
Benny Sapp.....	1	1
Madieu Williams.....	1	1
Husain Abdullah.....	1	0
Aundrae Allison.....	1	0
Eric Frampton.....	1	0
Otis Grigsby.....	1	0
Erin Henderson.....	1	0
David Herron.....	1	0
Maurice Hicks.....	1	0
Tyrell Johnson.....	1	0
Chris Kluwe.....	1	0
Marcus McCauley.....	1	0
Sidney Rice.....	1	0
John Sullivan.....	1	0
Naufahu Tahia.....	1	0
Bobby Wade.....	1	0
Totals.....	130	60





POSTSEASON EXPERIENCE

The Vikings coaching staff has now coached and/or played in 91 postseason games. Head Coach **Brad Childress** has coached in 13 playoff contests (1 as head coach). Ten members of the Vikings staff coached in their first postseason game this year.

Coach	Years	Games
Brad Childress	'00,'01,'02,'03,'04#, '08	13#
Leslie Frazier	'85* , '00,'01,'02,'05,'06*, '08	12*
Pat Morris	'98,'99,'01, '08	7
Fred Pagac	'01, '02 , '04, '08	7
George Stewart	'96,'98,'99, '08	7
Eric Bieniemy	'92 , '01,'02, '08	7
Tom Kanavy	'02,'03,'04,'05, '08	6
Jimmie Johnson	'90, '91* , '08	6
Darrell Bevell	'01,'02,'03,'04, '08	5
Paul Ferraro	'05, '08	3
Chad O'Shea	'04, '08	2
Martin Streight	'98, '08	2
Joe Woods	'05, '08	2
Karl Dunbar	'92 , '08	2
Juney Barnett	'08	1
Brendan Daly	'08	1
Ryan Ficken	'08	1
Jim Hueber	'08	1
Jeff Imamura	'08	1
Derek Mason	'08	1
Brian Murphy	'08	1
Kevin Rogers	'08	1
Ryan Silverfield	'08	1
Kevin Stefanski	'08	1
Totals		91

Bold denotes years as a player
Super Bowl appearance * Super Bowl win

PETERSON'S RECORD BREAKING POSTSEASON

RB **Adrian Peterson** broke one team record and tied another in the Vikings NFC Wild Card game against the Philadelphia Eagles. Peterson's 40-yard touchdown run is the longest scoring run in Vikings playoff history and the 4th longest overall playoff run in the postseason. His 2 rushing touchdowns tied a team playoff record for a single game.

Longest Rushes In Playoff History - Vikings

Rush	Player
1) 62	Chuck Foreman, vs. Los Angeles, 12/26/76
2) 46	Oscar Reed, vs. Washington, 12/22/73
3) 41	Brent McClanahan, vs. Washington, 12/18/76
4) 40t	Adrian Peterson, vs. Philadelphia, 1/4/09
5t) 30t	Chuck Foreman, vs. Washington, 12/18/76
5t) 30	Anthony Carter, vs. San Francisco, 1/9/88
5t) 30	Daunte Culpepper, vs. New Orleans, 1/6/01

Most Rushing Touchdowns In A Single Playoff Game - Vikings

Rushing TDs	Player
1t) 2	Adrian Peterson, vs. Philadelphia, 1/4/09
1t) 2	4 players; last Leroy Hoard, vs. Arizona, 1/10/99

Peterson's 83 yards rushing in the game also ranked 4th in NFL history for the most rushing yards in a playoff debut by a player who led the league in rushing in the same year.

Most Rushing Yards In A Playoff Debut By Rushing Leader

Rushing Yards	Player
1) 105	Emmitt Smith, Dallas, 1991
2) 99	Eric Dickerson, L.A. Rams, 1983
3) 84	Earl Campbell, Houston, 1978
4) 83	Adrian Peterson, Minnesota, 2008
5) 69	Jim Brown, Cleveland, 1957

29 VIKINGS MAKE 1ST PLAYOFF APPEARANCE

The following members of the Vikings roster made their first post-season appearance in 2008:

Player	Experience
S Husain Abdullah	Rookie
WR Aundrae Allison	2
QB John David Booty	Rookie
T Ryan Cook	3
DE Ray Edwards	3
DT Fred Evans	3
S Eric Frampton	2
LB Chad Greenway	3
CB Cedric Griffin	3
DE Otis Grigsby	2
DT Letroy Guion	Rookie
LB Erin Henderson	Rookie
LB David Herron	1
RB Maurice Hicks	5
QB Tarvaris Jackson	3
T Marcus Johnson	4
S Tyrell Johnson	Rookie
P Chris Kluwe	4
CB Marcus McCauley	2
TE Garrett Mills	3
RB Adrian Peterson	2
WR Darius Reynaud	Rookie
WR Sidney Rice	2
DE Brian Robison	2
CB Benny Sapp	5
C John Sullivan	Rookie
FB Naufahu Tahia	3
WR Bobby Wade	6
S Madieu Williams	5

The following coaches also made their first playoff appearance:

Juney Barnett - Assistant Strength and Conditioning
Brendan Daly - Defensive Assistant/Defensive Line
Ryan Ficken - Quality Control-Offense/Running Backs
Jim Hueber - Assistant Offensive Line
Jeff Imamura - Quality Control-Defense/Linebackers
Derek Mason - Assistant Defensive Backs
Brian Murphy - Assistant Special Teams
Kevin Rogers - Quarterbacks
Ryan Silverfield - Offensive/Defensive Assistant
Kevin Stefanski - Assistant to Head Coach

ALLEN WRAPS UP MCNABB IN PLAYOFFS

Vikings DE **Jared Allen** notched 2.0 sacks of Eagles QB Jared Allen, which ranked as the 2nd-most in team playoff history for a single game. Allen forced a McNabb fumble on one of his sacks, which the Vikings recovered.

Most Sacks In a Single Playoff Game - Vikings

Sacks	Player
1) 3.0	Carl Eller, vs. Dallas, 12/28/75
2t) 2.0	Jared Allen, vs. Philadelphia, 1/4/08
2t) 2.0	Jason Fisk, vs. Atlanta, 1/17/99
2t) 2.0	Chris Doleman, vs. San Francisco, 1/9/88
2t) 2.0	Jim Marshall, vs. Dallas, 1/1/78
2t) 2.0	Carl Eller, vs. Los Angeles, 12/26/76
2t) 2.0	Alan Page, vs. Dallas, 12/25/71
2t) 2.0	Carl Eller, vs. Los Angeles, 12/27/69

VIKINGS PLAYOFF NOTES



VIKINGS PLAYOFF HISTORY

1968 (8-6 regular season, NFL Central Champions)
Western Conference Championship
at Baltimore (60,238) 12/22/68 L 14-24

1969 (12-2 regular season, NFL Central Champions)
Western Conference Championship
vs. L.A. Rams (47,900) 12/27/69 W 23-20
NFL Championship
vs. Cleveland (47,900) 1/4/70 W 27-7
Super Bowl IV (New Orleans, LA)
vs. Kansas City (80,562) 1/11/70 L 7-23

1970 (12-2 regular season, NFC Central Champions)
NFC Divisional Playoffs
vs. San Francisco (46,050) 12/27/70 L 14-17

1971 (11-3 regular season, NFC Central Champions)
NFC Divisional Playoffs
vs. Dallas (49,100) 12/25/71 L 12-20

1973 (12-2 regular season, NFC Central Champions)
NFC Divisional Playoffs
vs. Washington (46,409) 12/22/73 W 27-20
NFC Championship Game
at Dallas (60,272) 12/30/73 W 27-20
Super Bowl VIII (Houston, TX)
vs. Miami (68,142) 1/13/74 L 7-24

1974 (10-4 regular season, NFC Central Champions)
NFC Divisional Playoffs
vs. St. Louis (44,626) 12/21/74 W 30-14
NFC Championship Game
vs. L.A. Rams (47,404) 12/29/74 W 14-10
Super Bowl IX (New Orleans, LA)
vs. Pittsburgh (80,997) 1/12/75 L 6-16

1975 (12-2 regular season, NFC Central Champions)
NFC Divisional Playoffs
vs. Dallas (46,425) 12/28/75 L 14-17

1976 (11-2-1 regular season, NFC Central Champions)
NFC Divisional Playoffs
vs. Washington (47,221) 12/18/76 W 35-20
NFC Championship Game
vs. L.A. Rams (47,191) 12/26/76 W 24-13
Super Bowl XI (Pasadena, CA)
vs. Oakland (103,438) 1/9/77 L 14-32

1977 (9-5 regular season, NFC Central Champions)
NFC Divisional Playoffs
at L.A. Rams (62,538) 12/26/77 W 14-7
NFC Championship Game
at Dallas (61,968) 1/1/78 L 6-23

1978 (8-7-1 regular season, NFC Central Champions)
NFC Divisional Playoffs
at L.A. Rams (69,631) 12/31/78 L 10-34

1980 (9-7 regular season, NFC Central Champions)
NFC Divisional Playoffs
at Philadelphia (68,434) 1/3/81 L 16-31

1982 (5-4 regular season, strike-shortened season)
NFC First-Round Playoffs.....
vs. Atlanta (60,560) 1/9/83 W 30-24
NFC Second-Round Playoffs
at Washington (54, 593) 1/15/83 L 7-21

VIKINGS PLAYOFF HISTORY

1987 (8-7 regular season, NFC Central runner-up)
NFC First-Round Playoffs
at New Orleans (68,127) 1/3/88 W 44-10
NFC Divisional Playoffs
at San Francisco (62,547) 1/9/88 W 36-24
NFC Championship Game
at Washington (55,212) 1/17/88 L 10-17

1988 (11-5 regular season, NFC Central runner-up)
NFC First-Round Playoffs
vs. L.A. Rams (57,666) 12/26/88 W 28-17
NFC Divisional Playoffs
at San Francisco (61,848) 1/1/89 L 9-34

1989 (10-6 regular season, NFC Central Champions)
NFC Divisional Playoffs
at San Francisco (64,585) 1/6/90 L 13-41

1992 (11-5 regular season, NFC Central Champions)
NFC First-Round Playoffs
vs. Washington (57,353) 1/2/93 L 7-24

1993 (9-7 regular season, NFC Central runner-up)
NFC First-Round Playoffs
at N.Y. Giants (75,089) 1/9/94 L 10-17

1994 (10-6 regular season, NFC Central Champions)
NFC First-Round Playoffs
vs. Chicago (60,347) 1/1/95 L 18-35

1996 (9-7 regular season, NFC Central runner-up)
NFC First-Round Playoffs
at Dallas (64,682) 12/28/96 L 15-40

1997 (11-5 regular season, NFC Central 4th place)
NFC First-Round Playoffs
at N.Y. Giants (77,710) 12/27/97 W 23-22
NFC Divisional Playoffs
at San Francisco (65,018) 1/3/98 L 22-38

1998 (15-1 regular season, NFC Central Champions)
NFC Divisional Playoffs
vs. Arizona (63, 760) 1/10/99 W 41-21
NFC Championship
vs. Atlanta (64,060) 1/17/99 L 27-30 (OT)

1999 (10-6 regular season, NFC Central runner-up)
NFC First-Round Playoffs
vs. Dallas (64,056) 1/9/00 W 27-10
NFC Divisional Playoffs
@ St. Louis (66,194) 1/16/00 L 37-49

2000 (11-5 regular season, NFC Central Champions)
NFC Divisional Playoffs
vs. New Orleans (63,881)..... 1/6/01 W 34-16
NFC Championship
@ NY Giants (79,310) 1/14/01 L 0-41

2004 (8-8 regular season, NFC North runner-up)
NFC First-Round Playoffs
@ Green Bay (71,075) 1/9/05 W 31-17
NFC Divisional Playoffs
@ Philadelphia (67,722) 1/16/05 L 14-27

2008 (10-6 regular season, NFC North Champions)
NFC First-Round Playoffs
vs. Philadelphia 1/4/08 L 14-26

VIKINGS PLAYOFF NOTES



POSTSEASON RECORDS

PASSING (Minimum 100 Attempts)

Player	G	Att.	Cmp.	Pct.	Yds	TD	Lg	Int	Rtg
1. Cunningham, R. ('97-99)	5	151	79	52.3	1,036	9	66t	3	85.9
2. Kapp, Joe ('67-69)	4	101	61	60.3	835	3	28	3	84.4
3. Culpepper, D. ('99-05)	4	134	73	54.5	980	8	68t	5	82.3
4. Wilson, Wade ('81-91)	6	185	99	53.5	1,322	7	63	6	75.6
5. Tarkenton, F. ('61-66, '72-78)	11	292	149	51.0	1,803	11	57	17	58.6

RUSHING

Player	G	Att.	Yards	Avg.	Long	TD
1. Foreman, Chuck ('73-79)	13	229	860	3.8	62	7
2. Smith, Robert ('93-00)	9	145	590	4.1	27	1
3. Osborn, Dave ('65-75)	13	109	380	3.5	22	5
4. Reed, Oscar ('68-74)	9	56	229	4.1	46	0
5. Nelson, Darrin ('82-89, '91-92)	7	46	170	3.7	14	0
6. Brown, Ted ('79-86)	3	42	160	3.8	18t	3
7. Kapp, Joe ('67-69)	4	27	160	5.9	19	2
8. Hoard, Leroy ('96-99)	6	41	155	3.8	12	4
9. Brown, Bill ('62-74)	12	42	139	3.3	19	1
10. Culpepper, Daunte ('99-05)	4	18	133	7.4	30	1

RECEIVING

Player	G	No.	Yards	Avg.	Long	TD
1. Carter, Cris (1990-01)	12	60	842	14.0	66t	8
2. Foreman, Chuck (1973-79)	13	45	447	9.9	57	0
3. Carter, Anthony (1985-93)	8	37	644	17.4	63	1
4. Moss, Randy (1998-04)	8	35	723	20.7	68t	9
5. Voigt, Stu (1970-80)	14	30	362	12.1	28	3
6. Jordan, Steve (1982-94)	11	26	343	13.2	36	1
7. Henderson, John (1968-72)	6	23	309	13.4	46	0
8. Reed, Jake (1991-99, '01)	8	21	353	16.8	53	2
9t. Rashad, Ahmad (1976-82)	7	20	278	13.9	35	1
9t. Smith, Robert (1993-00)	9	20	153	7.7	32	1

PUNTING (MINIMUM 20 PUNTS)

Player	G	No.	Avg.	Long	Blk.
1. Berger, Mitch (1996-01)	9	41	40.1	63	0
2. Clabo, Neil (1975-77)	4	41	38.6	52	0
3. Coleman, Greg (1978-87)	4	20	38.3	46	1
4. Eischeid, Mike (1972-74)	6	31	38.1	52	1
5. Scribner, Bucky (1987-90)	6	36	36.2	46	1

INTERCEPTIONS

Player	G	No.	Yds.	Avg.	Lg	TD
1. Bryant, Bobby (1967-80)	14	6	80	13.3	63t	1
2t. Browner, Joey (1983-91)	6	3	40	13.3	26	0
2t. Wright, Jeff (1971-77)	12	3	34	11.3	18	0
2t. Wright, Nate (1971-80)	12	3	26	8.7	26	0
2t. Turner, John (1979-83, 85, 87)	4	3	25	8.3	17	0
2t. Krause, Paul (1968-79)	19	3	14	4.7	14	0
2t. Griffith, Robert (1994-01)	8	3	46	15.3	31	0
8. Rutland, Reggie (1987-92)	6	2	45	22.5	45t	1
8t. Hilgenberg, Wally (1968-79)	19	2	0	0.0	0	0
8t. Tate, Robert (1997-01)	5	2	5	2.5	4	0

PUNT RETURNS (MINIMUM 10 RETURNS)

Player	G	No.	Yards	Avg.	Long	TD
1. Carter, Anthony (1985-93)	8	17	259	15.2	84t	1

KICKOFF RETURNS (MINIMUM 10 RETURNS)

Player	G	No.	Yards	Avg.	Long	TD
1. Palmer, David (1994-00)	6	22	517	23.5	51	0
2. West, Charlie (1968-73)	8	18	387	21.5	51	0
3. Nelson, Darrin (1982-98, '91-92)	8	11	233	21.2	34	0

VIKINGS PLAYOFF NOTES



POSTSEASON RECORDS

SCORING

Player	G	TD	PAT	FG	2pt	Total
1. Cox, Fred (1963-77)	19	--	38	11	--	71
2. Moss, Randy (1998-04)	8	9	--	--	--	54
3. Carter, Cris (1990-01)	12	8	--	--	1	50
4. Anderson, Gary (1998-02)	6	--	17	9	--	44
5. Nelson, Chuck (1986-88)	5	--	13	10	--	43
6. Foreman, Chuck (1973-79)	13	6	--	--	--	36
7t. White, Sammy (1976-86)	9	5	--	--	--	30
7t. Gilliam, John (1972-75)	7	5	--	--	--	30
7t. Osborn, Dave (1965-75)	14	5	--	--	--	30
7t. Hoard, Leroy (1996-99)	7	5	--	--	--	30

FIELD GOALS (MINIMUM 10 MADE)

Player	G	Att.	Made	Pct.	Long
1. Nelson, Chuck (1986-88)	5	11	10	.909	47
2. Cox, Fred (1963-77)	19	18	11	.611	44

SACKS

Player	G	Sacks
1. Carl Eller, DE 1968-78	19	10.5
2. Alan Page, DT 1968-77	18	8.5
3. Jim Marshall, 1968-78	19	7.5
4. Chris Doleman, DE 1987-93, '99	10	4.0
5. Doug Sutherland, DT 1971-80	4	3.5
6t. Jason Fisk, DT 1996-98	5	3.0
6t. Bob Lurtsema, DE 1971-75	8	3.0
6t. John Randle, DT/DE 1992-00	12	3.0
9. Gary Larsen, DT 1968-74	11	2.5
10t. Jared Allen, DE 2008	1	2.0
10t. Wally Hilgenberg, LB 1968-78	19	2.0
10t. Scott Studwell, LB 1977-89	12	2.0
10t. Roy Winston, LB 1968-76	16	2.0
10t. John Burrough, DE 1999-00	4	2.0
10t. Henry Thomas, DT 1987-94	9	2.0

VIKINGS POSTSEASON SINGLE-GAME BESTS

100-Yard Rushing Games

140	Robert Smith vs. Dal., 1/9/00
124	Robert Smith vs. Ari., 1/10/99
118	Chuck Foreman vs. LA Rams, 12/26/76
114	Chuck Foreman vs. St.L., 12/21/74
108	Dave Osborn vs. Clev., 1/4/70
105	Chuck Foreman vs. Wash., 12/18/76
101	Brent McClanahan vs. Wash., 12/18/76
101	Chuck Foreman @ LA Rams, 12/26/77

250-Yard Passing Games

424	Jeff George @ St.L., 1/16/00
331	Randall Cunningham @ S.F., 1/3/98
302	Daunte Culpepper vs. N.O., 1/6/01
298	Wade Wilson @ S.F., 1/9/88
292	Warren Moon vs. Chi., 1/1/95
287	Joe Kapp @ Balt., 12/22/68
266	Randall Cunningham vs. Atl., 1/17/99
255	Wade Wilson @ S.F., 1/1/89
253	Tommy Kramer vs. Atl., 1/9/83
253	Wade Wilson vs. LA Rams, 12/26/88
252	Tommy Kramer @ Wash., 1/15/83

100-Yard Receiving Games

227	Anthony Carter @ S.F., 1/9/88
188	Randy Moss @ St.L., 1/16/00
159	Amp Lee vs. Chi., 1/1/95
149	Steve Jordan @ S.F., 1/6/90
127	Randy Moss vs. Dal., 1/9/00
121	Randy Moss vs. N.O., 1/6/01
120	Gene Washington vs. Clev., 1/4/70
120	Cris Carter, vs. N.O., 1/6/01
114	Jake Reed @ S.F., 1/3/98
111	John Henderson vs. K.C., 1/11/70
111	Cris Carter @ St.L., 1/16/00
102	Anthony Carter vs. LA Rams, 12/26/88

VIKINGS HAVE 6TH MOST PLAYOFF GAMES

The Vikings have played in 43 postseason games since the franchise began in 1961, which is tied for the 4th most among all teams.

All-Time Playoff Games By Franchise

Team	Total Games	W-L
1) Dallas	56	32-24
2) Pittsburgh	48	29-19
3) N.Y. Giants	44	20-24
4t) Minnesota	43	18-25
4t) Oakland	43	25-18
4t) St. Louis/Los Angeles	43	19-24
6t) San Francisco	42	25-17
8t) Green Bay	40	25-15
8t) Washington	40	23-17

VIKINGS PLAYOFF NOTES



SINGLE-GAME POSTSEASON RECORDS

COACHING

Playoff Seasons

- 12 ... Bud Grant, 1968-71, 73-78, 80, 82
- 8 ... Dennis Green, 1992-94, 96-00
- 3 ... Jerry Burns, 1987-89

Consecutive Playoff Seasons

- 6 .. Bud Grant, 1973-78
- 5 .. Dennis Green, 1968-71, 1973-78
- 4 .. Bud Grant, 1968-71
- 3 .. Dennis Green, 1992-94
- 3 .. Jerry Burns, 1987-89

SERVICE

Most Seasons

- 11 .. Ron Yary, 1968-71, 1973-78, 80
- 10 .. Carl Eller, 1968-71, 1973-78
- 10 .. Wally Hilgenberg, 1968-71, 1973-78
- 10 .. Paul Krause, 1968-71, 1973-78
- 10 .. Jim Marshall, 1968-71, 1973-78
- 10 .. Mick Tingelhoff, 1968-71, 1973-78

Most Games Played

- 20 .. Ron Yary, 1968-81
- 19 .. Carl Eller, 1964-78
- 19 .. Wally Hilgenberg, 1968-79
- 19 .. Paul Krause, 1968-79
- 19 .. Jim Marshall, 1968-79
- 19 .. Mick Tingelhoff, 1968-78

Most Consecutive Games Played

- 20 .. Ron Yary, 1968-80
- 19 .. Carl Eller, 1968-78
- 19 .. Wally Hilgenberg, 1968-78
- 19 .. Paul Krause, 1968-78
- 19 .. Jim Marshall, 1968-78
- 19 .. Mick Tingelhoff, 1968-78

Most Games Started

- 19 .. Jim Marshall, 1968-79
- 19 .. Mick Tingelhoff, 1968-78
- 19 .. Carl Eller, 1968-78
- 19 .. Paul Krause, 1968-79

Most Consecutive Games Started

- 19 .. Carl Eller, 1968-78
- 19 .. Jim Marshall, 1968-79
- 19 .. Mick Tingelhoff, 1968-78
- 19 .. Paul Krause, 1968-79

SCORING

Total Points

- 18 .. Leroy Hoard vs. Ari., 1/10/99
- 18 .. Chuck Nelson @ S.F., 1/9/88
- 14 .. Chuck Nelson @ N.O., 1/3/88

Touchdowns

- 3 .. Leroy Hoard vs. Ari., 1/10/99
- 2 .. 12 times, last by **Adrian Peterson** ... (vs. Phi, 1/4/09)

Field Goals Made

- 5 .. Chuck Nelson @ S.F., 1/9/88
- 3 .. Rick Danmeier vs. Atl., 1/9/83
- 3 .. Chuck Nelson @ N.O., 1/3/88
- 3 .. Eddie Murray @ NYG, 12/27/97

Longest Field Goal

- 52 .. Fuad Reveiz @ NYG, 1/9/94

Field Goals Attempted

- 5 .. Chuck Nelson @ S.F., 1/9/88 (5 FG)

Extra Points Attempted-Made

- 5-5 .. Fred Cox vs. Wash., 12/18/76
- 5-5 .. Chuck Nelson @ N.O., 1/3/88
- 5-5 .. Gary Anderson vs. Ari., 1/10/99

RUSHING

Yards

- 140 .. Robert Smith vs. Dal., 1/9/00
- 124 .. Robert Smith vs. Ari., 1/10/99
- 118 .. Chuck Foreman vs. LA Rams, 12/26/76

Rushing Attempts

- 31 .. Chuck Foreman @ LA Rams, 12/26/77

Touchdowns Rushing

- 2 ... **Adrian Peterson, vs. Phi, 1/4/09**
- 2 .. Dave Osborn vs. LA Rams, 12/27/69
- 2 .. Chuck Foreman vs. Wash., 12/18/76
- 2 .. Alfred Anderson vs. LA Rams, 12/26/88
- 2 .. Leroy Hoard vs. Ari., 1/10/99

Rushing Average (Min. 10 Attempts)

- 7.9 .. Chuck Foreman vs. LA Rams, 12/26/76 ... (15-118)
- 6.5 .. Robert Smith vs. Ari., 1/10/99 (19-124)
- 6.0 .. Dave Osborn vs. Clev., 1/4/70 (18-108)

Longest Run

- 62 .. Chuck Foreman vs. LA Rams, 12/26/76
- 46 .. Oscar Reed vs. Wash., 12/22/73
- 41 .. Brent McClanahan vs. Wash., 12/18/76
- 40t ... Adrian Peterson, vs. Phi, 1/4/09**
- 30 .. Chuck Foreman vs. Wash., 12/18/76 (td)
- 30 .. Daunte Culpepper vs. N.O., 1/6/01

PASSING

Passing Yards

- 424 .. Jeff George @ St.L., 1/16/00
- 331 .. Randall Cunningham @ S.F., 1/3/98
- 316 .. Daunte Culpepper @ Phi., 1/16/05
- 302 .. Daunte Culpepper vs. N.O., 1/6/01

Pass Attempts

- 52 .. Warren Moon vs. Chi., 1/1/95
- 48 .. Randall Cunningham vs. Atl., 1/17/99

Pass Completions

- 29 .. Warren Moon vs. Chi., 1/1/95
- 29 .. Randall Cunningham vs. Atl., 1/17/99
- 29 .. Jeff George @ St.L., 1/16/00

Touchdown Passes

- 4 .. Jeff George @ St.L., 1/16/00
- 4 .. Daunte Culpepper @ G.B., 1/9/05
- 3 .. Fran Tarkenton vs. Wash., 12/18/76
- 3 .. Randall Cunningham @ S.F., 1/3/98
- 3 .. Randall Cunningham vs. Ari., 1/10/99
- 3 .. Jeff George vs. Dall., 1/9/00
- 3 .. Daunte Culpepper vs. N.O., 1/6/01

Passes Had Intercepted

- 5 .. Tommy Kramer @ Phil., 1/3/81

Completion Percentage

(Min. 15 attempts)

- 72.2 .. Rich Gannon @ S.F., 1/6/90 (13-18)
- 65.5 .. Daunte Culpepper @ G.B., 1/9/05 (19-29)
- 64.3 .. Fran Tarkenton vs. Mia., 1/13/74 (18-28)

Longest Completion

- 75 .. Joe Kapp to Gene Washington ... vs. Clev., 1/4/70, (td)
- 68 .. Daunte Culpepper to Randy Moss ... vs. N.O., 1/6/01 (td)
- 68 .. Daunte Culpepper to Moe Williams, ... @ G.B., 1/9/05 (td)
- 66 .. Randall Cunningham to Cris Carter ... @ S.F., 1/3/98

Most Times Sacked

- 8 .. Wade Wilson @ Wash., 1/17/88

PASS RECEIVING

Receptions

- 11 .. Amp Lee vs. Chi., 1/1/95
- 10 .. Anthony Carter @ S.F., 1/9/88

Receiving Yards

- 227 .. Anthony Carter @ S.F., 1/9/88
- 188 .. Randy Moss @ St.L., 1/16/00

Touchdowns Receiving

- 2 .. John Gilliam vs. Wash., 12/22/73
- 2 .. John Gilliam vs. St.L., 12/21/74
- 2 ... Sammy White vs. Wash., 12/18/76
- 2 .. Cris Carter @ S.F., 1/3/98
- 2 .. Randy Moss @ St.L., 1/16/00
- 2 .. Randy Moss vs. N.O., 1/6/01
- 2 .. Randy Moss @ G.B., 1/9/05

RUSHING-RECEIVING

Yards

- 257 .. Anthony Carter @ S.F., 1/9/88, (ru-30, re-227)
- 199 .. Chuck Foreman @ LA Rams, 12/26/77, ... (ru-118, re-81)
- 198 .. Robert Smith vs. Dal., 1/9/00, (ru-140, re-58)

COMBINED YARDAGE

Yards

- 278 .. Anthony Carter @ S.F., 1/9/88, (ru-30, re-227, rt-21)

PUNTING

Punts

- 10 .. Bucky Scribner @ Wash., 1/17/88

Punt Average (Min. 4 punts)

- 50.8 .. Mitch Berger vs. Atl., 1/17/99 (4-203)

PUNT RETURNS

Punt Returns

- 6 .. Anthony Carter @ N.O., 1/3/88

Punt Return Yardage

- 143 .. Anthony Carter @ N.O., 1/3/88

Longest Punt Return

- 84 .. Anthony Carter @ N.O., 1/3/88 (td)
- 26 .. Anthony Carter @ Wash., 1/17/88

Punt Return Average (3 returns)

- 23.8 .. Anthony Carter @ N.O., 1/3/88, (6-143)

Fair Catches

- 5 .. Bobby Bryant vs. S.F., 12/27/70

KICKOFF RETURNS

Kickoff Returns

- 7 .. Robert Tate @ St. L., 1/16/00

Kickoff Return Yardage

- 151 .. Robert Tate @ St. L., 1/16/00

Longest Kickoff Return

- 61 .. Clinton Jones vs. Dal., 12/25/71
- 58 .. Robert Smith vs. Chi., 1/1/95

Kickoff Return Average (3 returns)

- 26.5 .. David Palmer @ NYG., 12/27/97, (4-106)

INTERCEPTIONS

Interceptions

- 2 .. Bobby Bryant @ Dal., 12/30/73
- 2 .. Bobby Bryant vs. LA Rams, 12/26/76
- 2 .. John Turner vs. Atl., 1/9/83
- 2 .. Joey Browner vs. LA Rams, 12/26/88
- 2 .. Robert Griffith vs. Ari., 1/10/99

Interception Return Yardage

- 63 .. Bobby Bryant @ Dal., 12/30/73

Longest Interception Return (All TDs)

- 63 .. Bobby Bryant @ Dal., 12/30/73
- 45 .. Reggie Rutland, @ S.F., 1/9/88

FUMBLES

Longest Fumble Return (All TDs)

- 22 .. Paul Krause vs. S.F., 12/27/70
- 20 .. Nate Wright vs. St.L., 12/21/74

TACKLES

Career Total (solos and assists)

- 129 .. Jeff Siemon
- 123 .. Wally Hilgenberg
- 112 .. Alan Page

Season Total (solos and assists)

- 34 .. Jeff Siemon, 1974
- 32 .. Joey Browner, 1987
- 28 .. Roy Winston, 1969
- 28 .. Jeff Siemon, 1976

Game Total (solos and assists)

- 17 .. Jeff Siemon vs. Oak., 1/9/77
- 16 .. Wally Hilgenberg vs. Dall., 12/28/75
- 16 .. Jeff Siemon @ Phil., 1/3/81

SACKS

Career

- 10.5 .. Carl Eller (1964-78)
- 8.5 .. Alan Page (1967-78)
- 7.5 .. Jim Marshall (1961-79)

Season

- 3.0 .. Bob Lurtsema, 1974
- 3.0 .. Carl Eller, 1975
- 3.0 .. Chris Doleman, 1987

Game

- 3.0 .. Carl Eller vs. Dal, 12/28/75
- 2.0 ... Jared Allen, vs. Phi, 1/4/09**
- 2.0 .. Carl Eller vs. LA Rams, 12/27/69
- 2.0 .. Alan Page vs. Dall., 12/25/71
- 2.0 .. Carl Eller vs. LA Rams, 12/26/76
- 2.0 .. Jim Marshall @ Dall., 1/1/78
- 2.0 .. Chris Doleman @ S.F., 1/9/88
- 2.0 .. Jason Fisk vs. Atl., 1/17/99

VIKINGS OFFENSE POSITION BY POSITION



VIKINGS QUARTERBACKS

Third-year QB **Tarvaris Jackson** returned as the Vikings starter in Week 14 of the 2008 season following an injury to QB **Gus Frerotte**. In the final 3 and a half regular season games and the NFC Wild Card game against Philadelphia, Jackson completed 72-of-124 passes for 904 yards and 8 touchdowns with just 2 interceptions. Jackson had his first 4-TD performance against Arizona in Week 14 of this season. It was also the first 4-TD game for a Vikings QB since Daunte Culpepper threw 4 at Green Bay on 11/14/04. Jackson's play in that game earned him NFC Offensive Player of the Week honors. He also ran for 76 yards against Atlanta on 12/21/08, which was the 3rd most rushing yards by a Vikings QB. Jackson averaged a solid 5.3 yards per carry this season.

Fifteen-year veteran QB **Gus Frerotte** started 11 games in the 2008 season for the Vikings, posting an 8-3 record during that span. Frerotte completed 17 passes of 25+ yards, which was tied for 9th in the NFL from Week 3-14. He also threw 8 TDs of 20+ yards; that ranked 3rd in the league before his injury.

Serving as the Vikings 3rd QB in 2008 was **John David Booty**, who was drafted out of USC in the 5th round (137th overall) of the 2008 draft. While with the Trojans, Booty posted a 20-3 record as a starter. He currently ranks 4th on the all-time USC TD passing list with 55 TDs.

VIKINGS RUNNING BACKS

The Vikings offense featured one of the most potent running games in the NFL. Led by the 2008 NFL rushing leader, RB **Adrian Peterson**, the Vikings finished 5th in the league in rushing yards this season. Peterson, now in his second year in the league, averaged 110.0 rushing yards per game in 2008 and became the first Viking running back in team history to lead the league in rushing. He shattered the team record for the most rushing yards in a season with 1,760 and became just the 5th player in league history to rush for 3,000 yards (3,101) in his first 2 seasons. With 16 100-yard rushing performances already under his belt, Peterson ranks 4th in all-time rushing leaders in their first 2 NFL seasons.

Behind Peterson was fellow RB **Chester Taylor**. Taylor was called upon often during 3rd down situations in 2008, leading all NFL running backs in 3rd down receptions with 25. He ranked 6th among all players and averaged 10.5 yards per 3rd down catch. Taylor has averaged 3.96 yards per carry in 3 seasons with Minnesota and holds the record for longest run in Vikings history with a 95-yard scamper at Seattle in 2006.

Former 49ers RB **Maurice Hicks** joined the Vikings in the 2008 offseason after being a special teams weapon for San Francisco. Hicks led the Vikings in kick returns in 2008 with 29 for 690 yards.

Also lining up in the backfield for the Vikings were FBs **Jeff Dugan** and **Naufahu Tah**. Dugan was a 7th-round draft pick by the Vikings in 2004 and has started 12 games for Minnesota during his career. He is a physical blocker and helped the Vikings set a team record with 2,634 rushing yards in 2007. Tah is in his 3rd year as a Vikings FB. He was picked up by the Vikings from the Cincinnati Bengals practice squad and had 16 receptions this season.

VIKINGS TIGHT ENDS

The Vikings tight end unit was led this season by **Visanthe Shiancoe**, who was in his 2nd season with the team. Shiancoe finished tied for 3rd among tight ends in the NFL with 7 touchdown catches in 2008. He had 7 of the team's 22 receiving touchdowns and was just one TD reception short of tying Joe Sensor's record for TD catches by a TE in a single season. In Week 16 against Atlanta, Shiancoe had a career day, catching 7 passes for 136 yards and 2 TDs. It was his first 100-yard game and is the 2nd best receiving day by a Vikings TE in team history.

Shiancoe was joined by fellow TE and 10-year NFL veteran **Jim Kleinsasser**. Kleinsasser ranks 2nd in team history for starts by a TE with 93 and 5th in Vikings history for catches by a TE with 164. This season he had 6 catches for 92 yards. Kleinsasser has now blocked for 4 of the top 5 single-season rushing totals in team history.

Rounding out the Vikings TEs was **Garrett Mills**. Mills joined the Vikings in 2007 after his release in final roster cuts by New England. After being inactive for the first 15 games of 2007, Mills dressed for the finale at Denver. There he caught 2 passes for 26 yards, including a long of 18. This season he had 5 grabs for 63 yards, including a long of 23.

VIKINGS WIDE RECEIVERS

In 2008, the Vikings receiving core benefited from the addition of big-play WR **Bernard Berrian**, who was acquired as a free agent from Chicago the last offseason. Berrian led the Vikings with 964 yards on 48 catches and tied for 1st in receiving touchdowns with 7. He led all Vikings punt returners in 2008 with 114 yards on 7 returns, including an 82-yard return for a touchdown against Arizona (12/24). He also tied the NFL record for the longest reception with a 99-yard TD against Chicago.

WR **Bobby Wade** returned to his preferred slot position in 2008 after a strong 2007 season where he led all Vikings in receptions with 54, a career high. This season he once again led the team in receptions with 53, while gaining 645 yards and 2 touchdowns. He set a career high for receptions at Tennessee (9/28) with 7, only to break it the next week with 8 against New Orleans (10/6).

Twenty-two-year-old **Sidney Rice** finished his 2nd season with Minnesota. Rice had 15 grabs in 2008 for 141 yards and 4 touchdowns.

Second-year man **Aundrae Allison**, holder of the longest play in Vikings history - a 104-yard kickoff return- and rookie free agent **Darius Reynaud** rounded out the rest of the Vikings wide receiving crew. Reynaud had the longest kickoff return for the Vikings this season, a 49 yard return in the Metrodome against the Bears (11/30).

VIKINGS OFFENSIVE LINE

Two perennial Pro-Bowlers led the Minnesota offensive line in 2008. C **Matt Birk** has now played in 146 games for the Vikings, the 2nd-most by any center in Vikings history. Birk has helped clear the path for 5 of the top 6 individual rushing seasons in Vikings history. He has appeared in 6 Pro Bowls, tying Mick Tingelhoff for the most appearances by a Vikings center, and has blocked for each of the top 3 team rushing marks (2007, 2002, and 2003).

G **Steve Hutchinson** joined the Vikings in 2006. The perennial All-Pro guard has made the Pro Bowl 6 times, including this year, and has blocked for a 100-yard rusher 54 times in his career. In each of his 8 NFL seasons, Hutchinson has blocked for a 1,000 yard rusher (Peterson twice). Widely considered the best guard in the NFL, he has blocked for a 100-yard rusher 23 times in his 48 games as a Viking. He was named 1st-Team All Pro by the Associated Press in 2008.

Prior to a 4-game suspension, T **Bryant McKinnie** had started 87 straight regular season games. Drafted by the Vikings in 2002, McKinnie has now blocked for 4 of the top 6 single-season rushers in team history and started each game from week 5 onward this season.

T **Ryan Cook** and G **Anthony Herrera** also start on the Vikings offensive line. Herrera, who joined the team as an undrafted free agent in 2004, started every game in 2008 in addition to 18 of the 28 games he'd played in before this season. Backup G **Artis Hicks**, who started 6 games this season for the Vikings, T **Marcus Johnson**, and C **John Sullivan** fill out the rest of the offensive line.

POSITION-BY-POSITION BREAKDOWN

Quarterbacks (3)

John David Booty
Gus Frerotte *
Tarvaris Jackson

Wide Receivers (5)

Aundrae Allison
Bernard Berrian *
Darius Reynaud
Sidney Rice
Bobby Wade *

Offensive Line (8)

Matt Birk (C) *
Ryan Cook (T)
Anthony Herrera (G) *
Artis Hicks (G/T) *
Steve Hutchinson (G) *
Marcus Johnson (T)
Bryant McKinnie (T) *
John Sullivan (C)

Running Backs/Fullbacks (5)

Maurice Hicks
Adrian Peterson *
Jeff Dugan
Naufahu Tah
Chester Taylor

Tight Ends (3)

Jim Kleinsasser
Garrett Mills
Visanthe Shiancoe *

* Denotes starter

VIKINGS OFFENSIVE TEAM NOTES



VIKINGS A RUSH UNDER CHILDRESS

Since **Brad Childress** took over in 2006, the Vikings have rushed for **6,786 yards over the past 3 seasons, which ranks 3rd in the NFL during that time.**

The Vikings finished 5th in the NFL in 2008 with 2,332 yards.

Rushing Yards 2008

Team	Rushing Yards	Yards Per Game
1) N.Y. Giants	2,518	157.4
2) Atlanta	2,443	152.7
3) Carolina	2,437	152.3
4) Baltimore	2,376	148.5
5) Minnesota	2,332	145.8

Rushing Yards 2006-2008 (Regular Season)

Team	Attempts	Yards	Avg. Per Game
1) Atlanta	1,482	6,902	143.8
2) N.Y. Giants	1,426	6,822	142.1
2) Minnesota	1,455	6,786	141.4

* The team's 4.7 yards-per-carry average over the past 3 seasons is tied for 2nd in the NFL.

Yards Per Carry Average 2006-2008 (Regular Season)

Team	Attempts	Yards	Avg.
1) N.Y. Giants	1,426	6,822	4.8
2t) Minnesota	1,455	6,786	4.7
2t) Atlanta	1,482	6,902	4.7

* The Vikings 188 rushes of 10+ yards from 2006-2008 (12.9% of Vikings rushes) ranks 4th in the league.

Rushes of 10+ Yards 2006-2008

Team	Rushes of 10+ Yards
1) Jacksonville	191
2t) Atlanta	190
2t) N.Y. Giants	190
4) Minnesota	188

* RB **Chester Taylor's** 95-yard TD run against Seattle (2006) ranks as the longest run in the NFL in the past 3 years.

* The Vikings have rushed for 337 first downs from 2006-2008; that total ranks 5th during that time.

Rushing First Downs 2006-2008

Team	First Down Rushes
1) New England	390
2) N.Y. Giants	369
3) Jacksonville	361
4) Atlanta	338
5) Minnesota	337

* The Vikings have scored 49 rushing touchdowns during that time, which is tied for 6th in the NFL.

Rushing Touchdowns 2006-2008

Team	Rushing TDs
1) San Diego	64
2t) Jacksonville	58
2t) New England	58
4) Tennessee	56
5) New Orleans	53
6) Indianapolis	49
7t) Minnesota	49

CONTROLLING THE CLOCK

The Vikings finished 10th in the NFL in time of possession, as they controlled the clock for an average of 31:19 in 2008.

PASTING POINTS ON THE BOARD

After averaging just 18.8 points per game over the first 6 games (113 points), a total that ranked 24th in the NFL, the Vikings scored 266 points over the last 10 games, an average of 26.6 points per game. The team's 26.6 point average ranked as the 5th highest average in the NFL over the last 11 weeks, and **among teams that played 10 games during that time, the Vikings 266 points ranked as the 3rd most in the league.**

Average Points Per Game Weeks 7-17

Team	Total Points	Avg. Points Per Game
1) Carolina (10)	297	29.7
2) New England (11)	321	29.2
3) New Orleans (10)	291	29.1
4) Baltimore (11)	307	27.9
5) Minnesota (10)	266	26.6

Total Points In Weeks 7-17

Team	Games Played	Points
1) New England	11	321
2) Baltimore	11	307
3) Carolina	10	297
4) New Orleans	10	291
5) N.Y. Giants	11	286
6) Minnesota	10	266

Weeks 1-6 (6 games)- 113 points **Weeks 7-17** (10 games) - 266 points
Difference - 7.8 more points per game

EXPLOSIVE ON OFFENSE

According to Stats, Inc., the Vikings **finished 1st in the NFL with 18 touchdowns on plays of 20+ yards.** Of those 18 explosive TDs, 13 came through the air, a total that also tied for 1st. The Vikings finished 3rd in the league with 23 rushes of 20+ yards, tied for 2nd with 5 rushing TDs of 20+ yards and were tied for 6th in the NFL with 63 plays of 20+ yards.

2008 Touchdowns On Plays Of 20+ Yards

Team	TDs of 20+ Yards
1) Minnesota	18
2) New Orleans	16
3) Dallas	15

2008 Passing Touchdowns On Plays Of 20+ Yards

Team	TDs of 20+ Yards
1) Minnesota	13
2t) Dallas	12
2t) New Orleans	12

2008 Rushing Touchdowns On Plays of 20+ Yards

1) Carolina	7
2t) Minnesota	5
2t) N.Y. Jets	5
2t) Tennessee	5

2008 Plays of 20+ Yards

Team	Plays of 20+ Yards
1) New Orleans	75
2) Houston	73
3) Carolina	69
4) Dallas	66
5) San Francisco	64
6t) Minnesota	63
6t) Denver/Philadelphia	63


2008 Rushes of 20+ Yards

Team	Rushes of 20+ Yards
1t) Carolina	24
1t) N.Y. Giants	24
3) Minnesota/Carolina	23

ADRIAN PETERSON NOTES



RUSHING TO THE TOP



RB **Adrian Peterson** became the first Vikings running back in team history to lead the league in rushing when he finished with 1,760 rushing yards in 2008 (110.0 ypg).

Peterson's 1,885 scrimmage yards also ranked 1st, and his 10 rushing touchdowns ranked tied for 8th.

Peterson finished 2nd with 42 rushes of 10+ yards, 2nd with 81 first downs (22.3% of his carries), and tied for 4th among RBs with 200+ carries with a 4.8 yards per carry average.

2008 NFL Rushing Leaders

Player	Rushing Yards	Avg. Per Game
1) Adrian Peterson, MIN	1,760	110.0
2) Michael Turner, ATL.....	1,699	106.2

2008 Scrimmage Yardage Leaders

Player	Scrimmage Yards	Avg. Per Game
1) Adrian Peterson, MIN	1,885	117.8
2) Michael Turner, ATL.....	1,740	108.8

2008 Rushes of 10+ Yards

Player	Rushes of 10+ Yds
1) Michael Turner, ATL.....	45
2) Adrian Peterson, MIN	42

Best Rushing Rankings in NFL - Vikings

Player	Ranking (Yards)
1) Adrian Peterson, 2008	1st (1,760 yards)
2t) Adrian Peterson, 2007	2nd (1,341 yards)
2t) Robert Smith, 2000.....	2nd (1,521 yards)
2t) Dave Osborn, 1967.....	2nd (972 yards)

CENTURY MARK

Peterson already ranks 3rd in Vikings annals for career 100-yard rushing performances with 16 in just 30 career games. He also ranks 5th in NFL history for most 100-yard performances in the first 2 seasons in the league. In 2008, Peterson's 10 games with 100+ yards was a new team record, breaking Robert Smith's single-season record of 8.

Career 100-Yard Rushing Performances - Vikings

1) Robert Smith.....	29
2) Chuck Foreman.....	17
3) Adrian Peterson	16

Single Season 100-Yard Rushing Games - Vikings

1t) Adrian Peterson, 2008	10
1t) Robert Smith, 2000.....	8
3t) Adrian Peterson, 2007	6
3t) Robert Smith, 1997.....	6

100-Yard Rushing Performances In First 2 NFL Seasons - NFL

Player	100-Yard Games
1) Eric Dickerson, 1983-84.....	21
2) Edgerrin James, 1999-00.....	19
3t) Earl Campbell, 1978-79.....	18
3t) Clinton Portis, 2002-03.....	18
5t) Adrian Peterson, 2007-08	16
5t) Ottis Anderson, 1979-80.....	15

STARTING STRONG

This year **Peterson** became the first Vikings RB in team history to break the 100-yard plateau in the opening 2 games of the season.

In Week One, he also became only the 2nd RB in Vikings history to rush for 100+ yards in consecutive openers.

LEAGUE LEADER

Since entering the league last year, **Peterson** has rushed for **3,101 rushing yards and 22 touchdowns**. His 3,101 yards are the most in the NFL over the past 2 years and his 22 TDs are tied for the 2nd most.

Peterson's career average of 103.4 rushing yards per game in his 30 NFL contests ranks as the highest in the NFL from 2007-08. Only one other player in NFL history with 2,000+ yards has averaged 100+ yards a game for his career (Jim Brown - 104.3 avg./118 games).

2007-2008 NFL Rushing Yards Per Game

Player	Yards Per Game
1) Adrian Peterson, MIN	103.4
2) Brandon Jacobs, NYG.....	87.4

2007-2008 NFL Rushing Yards

Player	Yards
1) Adrian Peterson, MIN (30 games)	3,101
2) Clinton Portis, WAS (32 games).....	2,749

2007-2008 NFL Rushing Touchdowns

Player	Touchdowns
1) LaDainian Tomlinson, SD.....	26
2t) Adrian Peterson, MIN	22
2t) LenDale White, TEN.....	22
2t) DeAngelo Williams, CAR.....	22

PETERSON'S RECORD-BREAKING PACE

With 1,760 rushing yards in 2008, **Peterson** broke the team record for single season rushing yards, previously owned by RB Robert Smith (1,521 yards in 2000). As a rookie in 2007, Peterson finished with 1,341 yards despite missing 2 games due to injury.

Single Season Rushing Leaders - Vikings

Player	Yards
1) Adrian Peterson, 2008	1,760
2) Robert Smith, 2000.....	1,521
3) Adrian Peterson, 2007	1,341

Peterson averaged 110.0 yards per game this season, which was well above the Vikings record of 95.7 yards per game, set by Peterson during his rookie season in 2007 (1,341 yards/14 games).

Single Season Rushing Yards Per Game Average - Vikings

Player (Yds/Games)	Avg. Yds. Per Game
1) Adrian Peterson, 2008 (1,760/16)	110.0
2) Adrian Peterson, 2007 (1,341/14)	95.7
3) Robert Smith, 2000 (1,521/16).....	95.1
4) Robert Smith, 1997 (1,266/14).....	90.4

CLIMBING THE CHARTS

It took just 26 career games for **Peterson** to break into the top 10 all-time rushers in Vikings history. With his 131 yards against Chicago (11/30), Peterson passed Fran Tarkenton's career total of 2,548 yards. Peterson now has 3,101 yards in 30 games. His 5.2 yards-per-carry average ranks as the highest in team history among runners with at least 500 carries.

Career Rushing Leaders - Vikings

Player	Att.	Yds.	Avg.	TD
1) Robert Smith, 1993-00.....	1,411	6,818	4.8	32
2) Chuck Foreman, 1973-79.....	1,529	5,879	3.8	52
3) Bill Brown, 1962-74.....	1,627	5,757	3.5	52
4) Ted Brown, 1979-86.....	1,117	4,546	4.1	40
5) Dave Osborn, 1965-75.....	1,172	4,320	3.7	29
6) Darrin Nelson, 1982-89, '91-92....	981	4,231	4.3	18
7) Tommy Mason, 1961-66.....	761	3,252	4.3	28
8) Michael Bennett, 2001-05.....	713	3,174	4.5	12
9) Adrian Peterson, 2007-08	601	3,101	5.2	22
10) Terry Allen, 1990-94.....	641	2,795	4.4	23



"ALL DAY" AND THE ALL-TIME GREATEST STARTS

In just 30 career games, RB **Adrian Peterson** has already rushed for more yards (3,101) than all but 3 running backs during their first 2 years in the NFL. Peterson's 3,101 yards has surpassed the likes of **Walter Payton, Jim Brown, Barry Sanders, and Emmitt Smith and Clinton Portis.**

This season Peterson became only the 5th player in league history to reach 3,000 rushing yards in the first 2 seasons in the NFL and ranks 4th all time for the most yards gained in the first 2 years.

All-Time Rushing Leaders In First 2 NFL Seasons

Player	Rush	Yards	Avg.	Lg	TD
1) Eric Dickerson	769	3,913	5.1	85t	32
2) Edgerrin James	756	3,262	4.3	72	26
3) Earl Campbell	670	3,147	4.7	81t	32
4) Adrian Peterson	601	3,101	5.2	73t	22
5) Clinton Portis	563	3,099	5.5	65t	29
6) Ottis Anderson	632	2,957	4.7	76t	17
7) LaDainian Tomlinson	711	2,919	4.1	76	24
8) Barry Sanders	535	2,774	5.2	45t	27
9) Eddie George	692	2,767	4.0	76	14
10) Billy Sims	609	2,740	4.5	52	26

CROSSING 2,000

Peterson set a new team record for fewest games needed to reach 2,000 yards (21), breaking **Chester Taylor's** mark of 29. His 2,000 yards in 21 games ranks tied for 3rd in NFL history for fewest games needed to reach that mark. Eric Dickerson holds the NFL record of 18.

Games Needed To Reach 2,000 Rushing Yards

Player	Games
1) Eric Dickerson, 1983-84	18
2) Earl Campbell, 1978-79	20
3t) Adrian Peterson, 2007-08	21
3t) Ottis Anderson, 1979-80	21
3t) George Rogers, 1981-82	21
3t) Jim Brown, 1957-58	21

REACHING 100

The following is a list of **Peterson's** 16 100-yard rushing performances from 2007-08:

Peterson's 100-Yard Rushing Performances

vs. Atlanta, 9/9/07	103
at Kansas City, 9/23/07	102
vs. Green Bay, 9/30/07	112
at Chicago, 10/14/07	224
vs. San Diego, 11/4/07	296*
vs. Detroit, 12/2/07	116
at Green Bay, 9/8/08	103
vs. Indianapolis, 9/14/08	160
vs. Detroit, 10/12/08	111
at Chicago, 10/19/08	121
vs. Houston, 11/2/08	139
vs. Green Bay, 11/9/08	192
vs. Chicago, 11/30/08	131
at Detroit, 12/7/08	105
at Arizona, 12/14/08	165
vs. N.Y. Giants, 12/28/08	103

* NFL Record

LONGEST RUNS

The following is a look at **Peterson's** 5 career longest runs:

- 73t - at Chicago, 10/14/07
- 67t - vs. N.Y. Giants, 12/28/08
- 67t - at Chicago, 10/14/07
- 64t - vs. San Diego, 11/4/07
- 59 - vs. Chicago, 11/30/08

50-YARD DASH

Peterson has 7 runs of 50 or more yards in just 30 career games played. That number ranks 2nd in Vikings annals behind Robert Smith's 12 career rushes of 50+ yards.

Career 50-Yard Runs - Vikings

Player	50-Yd Rushes
1) Robert Smith, 1993-00	12
2) Adrian Peterson, 2007-08	7
3t) Michael Bennett, 2001-05	4
3t) Tommy Mason, 1961-66	4

FIRST HALF EXPLOSION

Peterson has rushed for 100 yards or more in the first half 8 times in his short career. Such a feat has only been accomplished 14 times in team history, and Peterson has over half of those performances.

100-Yards Rushing In First Half - Vikings

Player	Games
1) Adrian Peterson, 2007-08	8
2) Robert Smith, 1993-00	2
3t) 4 players	1

JUST ANOTHER RECORD

Peterson set a new team record vs. Houston (11/2) for the most rushing yards gained in his first 2 seasons on the team. His 139 yards rushing on the day gave him a career total of 2,164, which moved him past RB **Chester Taylor's** 2,060 from (2006-07). He now has 3,101 in his 2 years.

Most Rushing Yards In First Two Seasons - Vikings

Player	Yards
1) Adrian Peterson (2007-08)	2,998
2) Chester Taylor (2006-07)	2,060

HIGHEST AVERAGE IN NFL HISTORY

In 30 career games, **Peterson** is averaging 103.4 yards per contest (3,101 yards). That average ranks 2nd in NFL history behind RB **Jim Brown**, who is the only other player to average over 100 yards a game for his career.

Average Rushing Yards Per Game - NFL Career

Player	Yds. Per Game
1) Jim Brown, 1957-65 (12,312/118)	104.3
2) Adrian Peterson, 2007-08 (2,998/29)	103.4
3) Barry Sanders, 1989-98 (15,269/153)	99.8
4) Terrell Davis, 1995-01 (7,601/78)	97.4
5) LaDainian Tomlinson, 2001-08 (11,664/126)	92.6

ONE OUT OF EVERY TWO

Peterson currently holds the all-time NFL record for the highest percentage of 100-yard rushing games. In just 30 career contests, Peterson has gone over 100 yards 16 times. That's a rate of 53.3%.

100-Yard Game Career Percentage

Player	Percentage (100-yard Games/GP)
1) Adrian Peterson, 2007-08 (15/28)	53.3
2) Barry Sanders, 1989-98 (76/153)	49.7
3) Jim Brown, 1957-65 (58/118)	49.2
4) Clinton Portis, 2002-08 (43/100)	43.0
5) Eric Dickerson, 1983-93 (64/146)	43.8



VIKINGS OFFENSIVE TEAM NOTES



WINNING ON THE GROUND

The Vikings are a combined 17-5 when one of their current running backs rushes for 100 yards.

Adrian Peterson - 16 games - 11-5 record

296.....	vs. San Diego, 11/4/07	W
224.....	at Chicago, 10/14/07	W
192.....	vs. Green Bay, 11/9/08	W
166.....	at Arizona, 12/14/08	W
160.....	vs. Indianapolis, 9/14/08	L
139.....	vs. Houston, 11/2/08	W
131.....	vs. Chicago, 11/30/08	W
121.....	at Chicago, 10/19/08	L
116.....	vs. Detroit, 12/2/07	W
112.....	vs. Green Bay, 9/30/07	L
111.....	vs. Detroit, 10/12/08	W
103.....	vs. N.Y. Giants	W
103.....	at Green Bay, 9/8/08	L
103.....	vs. Atlanta, 9/9/07	W
102.....	at Detroit, 12/7/08	W
102.....	at Kansas City, 9/23/07	L

Chester Taylor - 6 games - 6-0 record

169.....	at Seattle, 10/22/06	W
164.....	vs. Oakland, 11/18/07	W
136.....	vs. Arizona, 11/26/06	W
123.....	vs. Detroit, 10/8/06	W
113.....	vs. Carolina, 9/17/06	W
101.....	at San Francisco, 12/9/07	W

TAYLOR CLUTCH ON 3RD DOWN



RB **Chester Taylor** led all NFL running backs and finished 6th among all players with 25 catches on 3rd down in 2008. Eleven of his 25 catches went for first downs, including an 11-yard TD in Week 15 at Arizona, and his average yards per 3rd down catch was 10.5 (260 yards).

Taylor ranked 3rd on the Vikings roster with 45 catches for 399 yards and 2 touchdowns and added 399 yards and 4 TDs on the ground.

2008 NFL Most Receptions on 3rd Down - Running Backs

Player	Yards
1) Chester Taylor, MIN.....	25
2) Leon Washington, NYJ.....	19
3t) Jerious Norwood, ATL/Mewelde Moore, PIT .	18

TAYLOR RANKS IN VIKINGS ANNALS

RB **Chester Taylor** has 2,459 rushing yards as a Viking, which ranks 13th in team history. This season he surpassed RB Herschel Walker's (1989-91) 2,264 rushing yards and RB Alfred Anderson's (1984-91) 2,374. Taylor needs just 17 yards to tie Daunte Culpepper's 2,476.

Career Rushing Leaders - Vikings

Player	Att	Yds	Avg	TD
1) Robert Smith, 1993-00	1,411	6,818	4.8	32
2) Chuck Foreman, 1973-79.....	1,529	5,879	3.8	52
3) Bill Brown, 1962-74	1,627	5,757	3.5	52
4) Ted Brown, 1979-86	1,117	4,546	4.1	40
5) Dave Osborn, 1965-75	1,172	4,320	3.7	29
6) Darrin Nelson, 1982-89, '91-92 ...	981	4,231	4.3	18
7) Tommy Mason, 1961-66.....	761	3,252	4.3	28
8) Michael Bennett, 2001-05	713	3,174	4.5	12
9) Adrian Peterson, 2007-08	601	3,101	5.2	22
10) Terry Allen, 1990-94	641	2,795	4.4	23
11) Fran Tarkenton, 1961-66, 72-78 .	464	2,548	5.5	22
12) Daunte Culpepper, 1999-2005 ...	454	2,476	5.5	29
13) Chester Taylor, 2006-08	555	2,459	4.4	17

A DANGEROUS ONE-TWO PUNCH

While RB **Adrian Peterson** broke the team record for the most rushing yards in a single season in 2008, his counterpart quietly had a significant impact as well. In relief of Peterson, RB **Chester Taylor** rushed for 399 yards on 101 carries, an average of 3.96 yards per carry. Taylor also scored 4 touchdowns on the ground.

Since joining the Vikings, Taylor has rushed for 2,459 yards in 3 seasons. Last season his 5.4 yard average ranked 3rd in the NFL, as he finished with 844 yards and 7 TDs on 157 carries.

Taylor has 2 of the top 3 longest rushes in Vikings history and also holds the longest rush in the NFL over the past 3 years.

Longest Rushes In Vikings History

Player,	Rush
1) Chester Taylor, at Seattle (10/22/06)	95t
2) Michael Bennett, at Tampa Bay (11/3/02)	85t
3) Chester Taylor, at San Francisco (12/9/07)	84t

ACTION JACKSON



After stepping in for an injured QB **Gus Frerotte** in Week 14 at Detroit, QB **Tarvaris Jackson** completed 57 of 89 passes for 740 yards and 8 touchdowns with just 1 interception in the final 3 and a half games. He completed 64.0% of his passes while putting together a 115.4 passer rating during that time.

In Week 17 against New York, Jackson threw for his 2nd-highest passing total when he tallied 239 yards and 1 TD on 16-of-26 passing.

In Week 14 at Arizona, Jackson earned *NFC Offensive Player of the Week* honors as he had his career-best passing performance, completing 11 of 17 passing attempts for 163 yards and 4 touchdowns. Jackson led the Vikings to 28 first half points, 21 of which came on his throws of 41 yards, 11 yards and 6 yards. His QB rating on the day was 135.5. **It was Jackson's first 4-TD performance and the Vikings first since Daunte Culpepper threw 4 at Green Bay on 11/14/04.** The following week he completed 22 of 36 passes for 233 yards and 2 scores.

Jackson stepped in for **Frerotte** in Week 14 at Detroit and completed 8 of 10 passes for 105 yards and a TD. He finished with a QB rating of 143.8 as he led the Vikings to 17 second half points and a 20-16 victory.

On the season, Jackson completed 88 of 149 passes (59.1%) for 1,056 yards and 9 touchdowns in 6 games. He also ran the ball 26 times for 139 yards (5.3 avg.)

Single Game Rushing Yards by a Quarterback - Vikings

Player	Rushing Yards
1) Fran Tarkenton, vs. LA (11/5/61)	99
2) Daunte Culpepper, vs. DET (10/14/01)	83
3) Tarvaris Jackson, vs. ATL (12/21/08)	76
4) Wade Wilson, vs. WAS (12/26/87)	75

JACKED UP

Despite playing just 14 quarters in the final 4 games, Jackson's numbers during that time ranked near the top among all NFL quarterbacks over the last 4 weeks.

Passing Touchdowns Weeks 14-17

Player	Passing TDs
1) Drew Brees, NO	10
2t) Tarvaris Jackson, MIN	8
2t) 5 players.....	8

Passer Rating Weeks 14-17

Player	QB Rating
1) Peyton Manning, IND	130.8
2) Philip Rivers, SD	119.1
3) Tarvaris Jackson, MIN.....	115.4



IN GUS WE TRUST



After taking over in Week 3, QB **Gus Frerotte** helped the Vikings to an 8-3 record over his 11 starts (left Week 14 due to injury). During that time, Frerotte completed 17 passes of 25+ yards, which ranked tied for 9th in the NFL from Weeks 3-14. Frerotte also threw 8 TDs of 20+ yards, which was 3rd in the league before Frerotte's injury.

Frerotte's yards per completion average of 12.12 was the 7th highest in the league, and his 99-yard TD pass to WR **Bernard Berrian** ranks as the longest pass in 2008 and tied for the longest in NFL history.

Completions of 25+ Yards (Weeks 3-14)

Player	Completions of 25+ Yards
1) Drew Brees, NO	25
2) Kurt Warner, ARI	23
2) Matt Ryan, ATL	23
4) Jay Cutler, DEN	21
4) Donovan McNabb, PHI	21
6) Tony Romo, DAL	20
7) Jake Delhomme, CAR	19
8) Aaron Rodgers, GB	18
9) Gus Frerotte, MIN	17
9) 4 others	17

Touchdown Passes of 20+ Yards (Weeks 1-14)

Player	TDs of 20+ Yards
1) Drew Brees, NO	11
2) Tony Romo, DAL	9
3) Gus Frerotte, MIN	8
3) Philip Rivers, SD/Aaron Rodgers, GB	8

CAREER WIN NO. 40

The Vikings win over Detroit (10/12) was **Frerotte's** 40th career victory. He is only the 73rd QB in NFL history to win 40+ games. He currently has 45 career wins.

FREROTTE 10-3 AS VIKINGS STARTER

Frerotte is only one of 4 Vikings quarterbacks to begin 3-0 as a Vikings starter and is now 10-3 as a Vikings starter, dating back to his 1st stint with the team in 2003, when he won twice.

Vikings Quarterbacks To Start 3-0

Player/Season	Consecutive Starting Wins
1) Daunte Culpepper, 2000	7
2) Jeff George, 1999	5
3) Bob Lee, 1970-71	4
4) Gus Frerotte, 2003, 2008	3

Vikings Most Touchdown Passes In First Start

Player/Game	TDs
1) Gus Frerotte, vs. San Francisco, 9/28/03	4
1) Todd Bouman, vs. Tennessee, 12/9/01	4
3) Jeff George, vs. San Francisco, 10/24/99	3

HIGHEST PASSER RATING

Frerotte holds the highest passer rating in Vikings history with his 157.2 rating against the 49ers in 2003.

Vikings Single-Game Passer Rating

Player/Game	Rating
1) Gus Frerotte, vs. San Francisco, 9/28/03	157.2
2) Warren Moon, vs. New Orleans, 11/19/95	152.9

THROWING IT DEEP

Of players that had completed at least 20 passes of 20 or more yards, **Frerotte's 37.7 yards per 20-yard completion ranked as the highest in the NFL before Frerotte left with an injury.**

Average Distance Per 20+ Yard Completion (Weeks 1-14)

Player	20+ Yd Passes	Avg. Distance
1) Gus Frerotte, MIN	24	37.7
2) Tony Romo, DAL	37	35.7
3) Drew Brees, NO	52	34.4

* Frerotte's 99-yard TD pass to WR **Bernard Berrian** vs Chicago (11/30) tied a record for the longest pass in NFL history. Frerotte and Berrian became only the 11th tandem since the NFL's inception to accomplish the feat.

Longest Completions - NFL

1) 99t, Gus Frerotte to Bernard Berrian, MIN vs. CHI (11/30/08)

- 1) 99t, Jeff Garcia to Andre Davis, CLE vs. CIN (10/17/04)
- 1) 99t, Trent Green to Marc Boerigter, KC vs. SD (12/22/02)
- 1) 99t, Brett Favre to Robert Brooks, GB vs. CHI (9/11/95)
- 1) 99t, Stan Humphries to Tony Martin, SD vs. SEA (9/18/94)
- 1) 99t, Ron Jaworski to Mike Quick, PHI vs. ATL (11/10/85)
- 1) 99t, Jim Plunkett to Cliff Branch, LA vs. WAS (10/2/83)
- 1) 99t, Sonny Jurgensen to Gerry Allen, WAS vs. CHI (9/15/68)
- 1) 99t, Karl Sweetan to Pat Studstill, DET vs. BAL (10/16/66)
- 1) 99t, George Izo to Bobby Mitchell, WAS vs. CLE (9/15/63)
- 1) 99t, Frank Filchock to Andy Farkas, WAS vs. PIT, (10/15/39)

* Frerotte now owns 2 of the Vikings 3 longest completions in history.

Longest Completions - Vikings

- 1) **Gus Frerotte to Bernard Berrian, vs. Chicago, 11/30/08**.....99t
- 2) Fran Tarkenton to Charley Ferguson, vs. Chicago, 11/11/6289t
- 3) **Gus Frerotte to Bernard Berrian, vs. Detroit, 10/12/08**86t
- 4) Warren Moon to Qadry Ismail, vs. Detroit, 9/10/9585t
- 4) Joe Kapp to Gene Washington, vs. St. Louis, 10/8/6785t

TARGET PRACTICE

Over his last 8 weeks before suffering an injury, **Frerotte** found a favorite target in WR **Bernard Berrian**, who has caught a touchdown in 6 of the past 9 games and has 4 100-yard games on the season. Berrian has the 5 longest completions from Frerotte in 2008, including the longest scrimmage play in team history, a 99-yard TD catch vs. Chicago (11/30)

Vikings Longest Receptions In 2008

- 1) 99t Bernard Berrian, vs. Chicago (11/30)
- 2) 86t Bernard Berrian, vs. Detroit (10/12)
- 3) 55 Bernard Berrian, vs. Houston (11/2)
- 4) 49t Bernard Berrian, vs. Houston (11/2)
- 5) 48 Bernard Berrian, vs. Carolina (9/21)

RACKING UP YARDS

QB **Gus Frerotte's** 12.12 yards per completion average prior to his injury ranked as the 7th highest in the NFL during weeks 1-14.


Yards Per Completion Average (Weeks 1-14)

Quarterback	Yards Per Completion
1) Tony Romo, DAL	13.12
2) J.T. O'Sullivan, SF	13.11
3) Philip Rivers, SD	13.10
4) Matt Ryan, ATL	12.95
5) Jake Delhomme, CAR	12.77
6) Drew Brees, NO	12.46
7) Gus Frerotte, MIN	12.12

everything purple.



BERRI NICE



The Vikings biggest free agent acquisition of the 2008 offseason, WR **Bernard Berrian**, finished **1st in 2008 among receivers with at least 40 catches with a 20.1 yards-per-catch average**. He hauled in 48 receptions for 964 yards and 7 touchdowns on the season. Both his yards and his TDs were career highs.

Berrian's 99-yard TD catch vs. Chicago (11/30) tied the longest reception in NFL history and ranks as the longest scrimmage play in Vikings history. **His 12 catches of 25+ yards were tied for 6th in the NFL.**

Berrian had the Vikings 5 longest receptions of the season and led the Vikings in receiving yards 8 times. He also had 4 of the Vikings longest 5 TD catches (99t, 86t, 54t, 49t). He put up his 3 highest single-game receiving yardage days of his career - 131 vs. Detroit, 122 vs. Chicago and 110 at New Orleans. Prior to joining the Vikings, Berrian had 4 games with 100+ yards and in 2008, he also has 4.

Yards Per Catch Average Among Receivers With 35+ Receptions

Player	Rec.	Yards	Average
1) Bernard Berrian, MIN	48	964	20.1
2) Vincent Jackson, SD	59	1,098	18.6

Receptions of 25+ Yards

Player	Rec. of 25+ Yds
1) Steve Smith, CAR	19
2) Calvin Johnson, DET	17
3) Roddy White, ATL	14
4t) Larry Fitzgerald, ARI	13
4t) Greg Jennings, GB	13
6t) Bernard Berrian, MIN	12
6t) Terrell Owens, DAL	12

Berrian's Career 100-Yard Receiving Games

1) 131	vs. Detroit, 10/12/08
2) 122	vs. Chicago, 11/30/08
2) 110	at New Orleans, 10/6/08
3) 108	vs. Seattle, 10/1/06
4) 105	vs. Seattle, 1/14/07* (Playoffs)
5t) 104	vs. Houston, 11/2/08
5t) 104	at New England, 11/26/06
7) 102	at Seattle, 11/18/07

BERRIAN BURSTS ON THE SCENE

WR **Bernard Berrian** now owns 2 of the Vikings 3 longest pass plays in team history. His 99-yard TD reception against Chicago (11/30) broke a 46-year-old team record for the longest pass play. It also tied as the longest pass in NFL history; only 11 players have caught 99-yard TD passes all-time.

Longest Completions - Vikings

Play	Yards
1) Gus Frerotte to Bernard Berrian, vs. Chicago, 11/30/08	99t
2) Fran Tarkenton to Charley Ferguson, vs. Chicago, 11/11/62	89t
3) Gus Frerotte to Bernard Berrian, vs. Detroit, 10/12/08	86t

Longest Scrimmage Plays - Vikings

Play	Yards
1) Bernard Berrian vs. Chicago, 11/30/08 - Pass	99t
2) Chester Taylor at Seattle, 10/22/06 - Run	95t
3) Charley Ferguson vs. Chicago, 11/11/62 - Pass	89t
4) Bernard Berrian vs. Detroit, 10/12/08 - Pass	86t

Longest Completion - NFL

Play	Yards
1t) Gus Frerotte to Bernard Berrian, MIN vs. CHI, 11/30/08	99t
1t) 10 other plays	99t

80-PLUS

When WR **Bernard Berrian** returned a punt 82 yards for a touch-down at Arizona in Week 15, he became the first Vikings player in team history to have three 80+ yard plays in a single season.

80+ Yard Plays In A Single Season - Vikings

Player	Plays
1) Bernard Berrian, 2008	3 (86t pass, 99t pass, 82t PR)
2t) Koren Robinson, 2005	2 (80t pass, 86t KR)
2t) Darren Sharper, 2005	2 (88t INT return, 92t INT return)

According to Elias Sports Bureau, **Berrian** became only the 3rd player in NFL history to score on a pass and a punt return in the first quarter of the same game when he accomplished the feat at Arizona (12/14). Pete Pihos of the Eagles (1947) and J.T. Smith of the Chiefs (1980) are the other two.

SCORING FRENZY

The Vikings 21 first-quarter points at Arizona in Week 15 (12/14) was the most since 1999 and marked only the 5th time the team has scored 21 or more points in the first quarter.

Most Points In 1st Quarter - Vikings

1) 28, vs. Green Bay, 9/28/86
2t) 21, at Arizona, 12/14/08
2t) 21, vs. Tampa Bay, 10/3/99
2t) 21, at Dallas, 11/26/98
2t) 21, vs. Detroit, 10/15/92

RICE RETURNS



After seeing limited action through the bye week, WR **Sidney Rice** caught 4 touchdown passes in 2008. In 2007, he ranked tied for 2nd among rookie wide receivers with 4 TD receptions.

Rice had 15 catches for 141 yards, an average of 9.4 yards per catch. For his career, Rice has 46 catches for 537 yards and 8 touchdowns.

WADE LEADS TEAM



For the 2nd straight season, WR **Bobby Wade** led the Vikings with 53 receptions. Wade tallied 645 receiving yards for an average of 12.2 yards per catch. He set a career high for receptions with 7 at Tennessee (9/28), only to break it with 8 at New Orleans (10/6) a week later. Wade caught the longest TD of his career at Arizona (12/14) on a 59-yard pass from QB Tarvaris Jackson. He also finished with a career-high 98 receiving yards vs. the Giants (12/28).

Wade fell just one reception short of his career high of 54 (2007) and 2 yards short of his career high of 647 receiving yards, both set in his first year with the Vikings in 2007.

Wade now has 103 receptions in a season and a half with the Vikings after having 101 total catches in the 4 previous years with Chicago and Tennessee. Wade has had both of his highest single-season reception totals over his 6-year career in the last 2 years with the Vikings.

Wade's Highest Single Season Reception Totals

Year	Receptions
2007 (Minnesota)	54
2008 (Minnesota)	53
2004 (Chicago)	42
2006 (Tennessee)	33
2005 (Chicago/Tennessee)	14
2003 (Chicago)	12



SHIANCOE RANKS IN TOP 3



TE **Visanthe Shiancoe** led the NFC and tied for 3rd among tight ends in the NFL with **7 touchdown receptions in 2008**. He had 7 of the Vikings 22 receiving touchdowns on the season and was just one shy of the Vikings record for TD catches by a TE in a single season, which is held by Joe Senser (8-1981). Shiancoe cur-ranked 4th on the squad with 42 receptions and 3rd with 596 yards. He averaged 14.2 yards per catch, with a long of 34t, and caught a pass in

every game in 2008.

In Week 16 vs. Atlanta (12/21), Shiancoe had a career day as he hauled in 7 passes for 136 yards and 2 TDs. It was his highest single game reception total, touchdown total and receiving yardage total, and was the 2nd best receiving day by a Vikings tight end in team history. It also marked his 1st career 100-yard game.

Since joining the Vikings, Shiancoe has 69 receptions for 919 yards and 8 TDs in 2 seasons. In his opening 5 seasons in the NFL (2003-07), Shiancoe had 576 receiving yards, a total he passed during the 2008 season.

Receiving Touchdowns Among NFL Tight Ends

Player	TDs
1) Tony Gonzalez, KC.....	10
2) Antonio Gates, SD.....	8
3t) Visanthe Shiancoe, MIN.....	7
3t) Anthony Fasano, MIA.....	7
5t) Kevin Boss, NYG.....	6
5t) Dallas Clark, IND.....	6

Most Receiving TDs by a Tight End in a Single Season - Vikings

Player	TDs
1) Joe Senser, 1981	8
2t) Visanthe Shiancoe, 2008	7
2t) Joe Senser, 1980	7

SHIANCOE'S CAREER DAY

TE **Visanthe Shiancoe's** 136-yard receiving day vs. Atlanta (12/21) ranks as the 2nd best receiving total by a Vikings tight end.


Most Receiving Yards by a Tight End in a Single Game - Vikings

Player	Yards
1) Steve Jordan, vs. WAS (11/2/86)	179
2) Visanthe Shiancoe, vs. ATL (12/21/08)	136
3) Gordon Smith, vs. SF (11/26/61).....	123
4) Joe Senser, vs. NYJ (12/26/82).....	115

Most Receiving TDs by a Tight End in a Single Game - Vikings

Player	TDs
1t) Visanthe Shiancoe, vs. ATL (12/21/08)	2
1t) 9 players.....	2

MOUNT MCKINNIE



Since being drafted by the Vikings in 2002, T **Bryant McKinnie** has now blocked for 4 of the top 6 single-season rushers in team history. Over the past 2 years he has helped RB Adrian Peterson put up 2 of the 3 largest totals in team history.

Best Single-Season Rushing Totals

Player, Year	Yards
1) Adrian Peterson, 2008	1,760
2) Robert Smith, 2000.....	1,521
3) Adrian Peterson, 2007	1,341
4) Michael Bennett, 2002	1,296
5) Robert Smith, 1997.....	1,266
6) Chester Taylor, 2006	1,216

FOLLOWING ROUTE 76



Since joining the Vikings in 2006, perennial All-Pro LG **Steve Hutchinson** has proven his worth. In 48 games with the Vikings he has blocked for a 100-yard rusher 23 times (Adrian Peterson-16, Chester Taylor-6, Artose Pinner-1). **Hutchinson has now blocked for a 100-yard rusher 54 times in his career and has made room for 3 games with a runner over 200 yards.** He has had a 1,000-yard rusher behind him in each of his 8 NFL seasons, including this

season as Peterson led the league with 1,760 rushing yards on the year. Hutchinson has been selected to 6 Pro Bowls, including the 2009 all-star game, during his 8 accrued seasons in the NFL.

1,000 Yard Rushers Behind Hutchinson

Player, Year	Yards
Adrian Peterson, 2008.....	1,760 *
Adrian Peterson, 2007.....	1,341
Chester Taylor, 2006.....	1,216
Shaun Alexander, 2005	1,880 *
Shaun Alexander, 2004	1,696 *
Shaun Alexander, 2003	1,435
Shaun Alexander, 2002	1,175
Shaun Alexander, 2001	1,318

* NFL Leading Rusher

100-Yard Rushers/Games Behind Hutchinson

Player	Games (including playoffs)
Shaun Alexander	31
Adrian Peterson.....	16
Chester Taylor.....	6
Artose Pinner.....	1

RELIABLE BIRK



C **Matt Birk** played in his 140th career game at Tampa Bay (11/16), which moved him into 2nd place among centers in team history. He has now played in 146 career games since joining the Vikings as a 6th-round draft choice in 1998.

Most Games Played By Vikings Centers

Player	Games Played
1) Mick Tingelhoff, 1962-78	240
2) Matt Birk, 1998-2008	146

Games/Starts By Vikings Offensive Linemen

Player	Games Played/Started
1) Mick Tingelhoff, C.....	240/240
2) Ron Yary, T.....	199/180
3) Grady Alderman, T	194/178
4) Randall McDaniel, G	190/188
5) Tim Irwin, T.....	188/181
6) David Dixon, G	152/134
7t) Matt Birk, C	146/123
7t) Milt Sunde, G.....	146/113

Birk has appeared in 6 Pro Bowls, matching Mick Tingelhoff's 6 trips for the most by a Vikings center. Birk has blocked for each of the top 3 team rushing marks (2007, 2002, 2003). In his 8 seasons as a full-time starter, he has also helped pave the way for 5 of the top 6 individual rushing seasons in Vikings history.

Best Single-Season Team Rushing Totals

Year	Birk's Starts
1) 2007 - 2,634 yards (164.6 ypg)	16
2) 2002 - 2,507 yards (156.7 ypg)	16
3) 2003 - 2,343 yards (146.4 ypg)	16
4) 2008 - 2,332 yards (145.8 ypg)	16

VIKINGS DEFENSE POSITION-BY-POSITION



VIKINGS DEFENSIVE LINE

In 2008, the Vikings defense proved to be the toughest in the NFL against the run for a 3rd consecutive year in large part due to the play of the unit's defensive line. Led by Pro Bowl DTs **Kevin** and **Pat Williams** and DE **Jared Allen**, the Vikings defense allowed just 76.9 rushing yards per game and only 3.3 yards per carry. It was the 3rd straight year the team led the league against the run, a feat that had never been accomplished prior to this season. Since 2006, the Vikings defense ranks 1st in opponents' rushing yards, averaging 70.8 yards per game. The unit also helped collect 45.0 sacks, 4th most in the NFL.

After joining the Vikings via trade in the offseason, Allen's impact was immediate, as he led the team with 14.5 sacks and tied for 1st with 52 QB hurries. His 14.5 sacks ranked as the 5th most among all players in 2008 and 2nd among defensive ends. Allen also tied an NFL record by recording 2 safeties during the year. Since entering the league in 2004, Allen's 57.5 sacks is the most in the NFL. The 2009 Pro Bowl will mark his 2nd appearance, and he was also selected to the AP All-Pro 1st Team.

Kevin Williams finished the 2008 season tied for 1st among all defensive tackles with 8.5 sacks. His counterpart in the Williams Wrecking Crew, Pat Williams, finished with 61 total tackles, 1.0 sack, 4 TFLs and 1 fumble recovery. Both earned Pro Bowl honors for the 4th and 3rd times respectively and Kevin earned All-Pro 1st-Team honors as well.

Filling out the rest of the line was DE **Ray Edwards**, who led the team in 2008 in tackles for loss with 10, as well as DTs **Fred Evans**, **Jimmy Kennedy**, and **Ellis Wyms** and DEs **Otis Grigsby** and **Brian Robison**. Wyms finished with 2.5 sacks and 7 hurries while Robison also notched 2.5 sacks and 19 hurries.

VIKINGS LINEBACKERS

The Vikings were dealt a significant blow in Week 4 when they lost 2007 Team Defensive MVP and 2008 defensive captain LB **E.J. Henderson** for the season due to injury. The middle linebacker, Henderson had led the Vikings in tackles in each of the past 2 seasons with 155 and 142 tackles respectively. He also had recorded 8.5 of his 10.5 sacks over the past 2 seasons.

Shortly after losing Henderson, LB **David Herron**, a second-year man out of Michigan State, was also injured. With a depleted linebacking corps, the Vikings signed former LB **Napoleon Harris**, who led the Chiefs in tackles in 2007 but was released by Kansas City earlier this season. Harris filled in nicely and had 39 tackles, 1.0 sacks, and 2 tackles for loss in 2008 and returned a fumble 27 yards for a touchdown at Jacksonville (11/23).

Flanking Harris were LBs **Chad Greenway** and **Ben Leber**. Greenway has started the past 2 seasons for the Vikings after missing his entire rookie season with a knee injury. This year he led all Vikings defenders with 149 tackles, 6.0 sacks and 3 forced fumbles in 2008. In 2007 he returned an interception for a touchdown off of eventual Superbowl MVP Eli Manning and had 4 fumble recoveries and 130 tackles (2nd on the team).

Leber, a 7-year veteran out of Kansas State, has been a starter on 4 #1-ranked rush defenses (San Diego in 2005 and Minnesota in 2006, 2007 and 2008). This season he had 88 tackles, 2 interceptions, and 4 defensive fumble recoveries, the most in the NFC and tied for 1st in the NFL.

Also joining the Vikings in Week 7 was LB **Dontarrius Thomas**, who was originally drafted by the Vikings in the 2nd round (#48) of the 2004 NFL Draft. Thomas played in 59 games with 10 starts for the Vikings during his first stint and finished with 145 tackles (96 solo), 1.5 sacks, one forced fumble and one fumble recovery. He also was a mainstay on special teams, collecting 46 special teams stops. This year he filled in on special teams, finishing with 3 tackles.

Former Carolina Panther LB **Vinny Ciurciu**, and rookie LB **Erin Henderson**, brother of E.J. and a Maryland product, rounded out the linebacking unit in 2008. Ciurciu had 8 special teams tackles while Henderson had 11.

LB **Heath Farwell**, who led the team in special teams tackles in both 2006 and 2007 with 25 and 32 respectively, was lost for the 2008 season with a torn ACL in the first preseason game.

VIKINGS DEFENSIVE BACKS

The Vikings returned 3 of 4 starters in the secondary in 2008 with CB **Cedric Griffin**, S **Darren Sharper**, and CB **Antoine Winfield**.

Sharper, a 12-year veteran, is the leader in the secondary and the owner of several impressive numbers. The 4-time Pro Bowl starter has 54 career interceptions, including 18 with the Vikings. He is currently tied for the Vikings team record for the most interception returns for touchdowns with 3. He leads all active NFL players in interceptions as well as the most combined takeaways (61).

Winfield, another veteran, has played 9 seasons in the NFL. A first round pick (23rd overall) by Buffalo in the 1999 NFL draft, Winfield has gone on to record 19 interceptions and has played some of his best football in the past 2 seasons of his 10-year career. He has 21 takeaways as a Viking (14 INTs and 7 FRs). Winfield tied for 9th in the NFL with 4 forced fumbles and tied for 16th in the NFL with 2 fumble recoveries in 2008. He was selected to the 2009 Pro Bowl, his 1st all-star selection in his 10-year career. He also earned 2nd-Team AP All-Pro Honors.

Former University of Texas star **Cedric Griffin** has been with the Vikings for 3 seasons after being drafted by the team in the 2nd round of the 2006 NFL draft. Griffin had the 2nd most tackles on the team in 2008 with 100 (77 solo). He led the team with 15 passes defended and forced 4 fumbles, tying Winfield for the most on the team.

Joining the 3 returners in 2008 was free agent pickup S **Madieu Williams**, who returned to the playing field in Week 9 after missing the first 7 games with a neck injury. Williams joined 8 other players in team history to intercept a pass in his first game as a Viking. He added another veteran body in the defensive backfield having been a 3-year starter (missed his sophomore season due to injury) for Cincinnati. Williams finished 2008 with 45 total tackles, 2 INTs and 3 passes defended.

With Williams sidelined, the Vikings first selection in the 2008 NFL Draft (2nd round, 43rd overall) S **Tyrell Johnson** gained several important and meaningful reps at the safety position. He had 29 tackles, an interception, and a fumble recovery in 2008 and started 7 games.

Adding depth to the secondary was CB **Marcus McCauley**, S **Eric Frampton**, CB **Benny Sapp** and rookie S **Husain Abdullah**. Abdullah a rookie free agent, led the special teams with 24 tackles while Sapp had 2 interceptions.

POSITION-BY-POSITION BREAKDOWN

Defensive Line (10)

Jared Allen (DE) *
Ray Edwards (DE) *
Fred Evans (DT)
Otis Grigsby (DE)
Letroy Guion (DT)
Jimmy Kennedy (DT)
Brian Robison (DE)
Kevin Williams (DT) *
Pat Williams (DT) *
Ellis Wyms (DT)

Defensive Backs (9)

Husain Abdullah (S)
Eric Frampton (S)
Cedric Griffin (CB) *
Tyrell Johnson (S)
Marcus McCauley (CB)
Benny Sapp (CB)
Darren Sharper (S) *
Madieu Williams (S) *
Antoine Winfield (CB) *

Linebackers (7)

Vinny Ciurciu
Chad Greenway *
Napoleon Harris *
Erin Henderson
David Herron
Ben Leber *
Dontarrius Thomas

* Denotes starter





NOWHERE TO RUN

Under Head Coach **Brad Childress**, the Vikings have allowed only **two 100-yard individual rushing performances in the past 48 games**. Only St. Louis Rams RB Steven Jackson (12/31/06) and Green Bay Packers RB Ryan Grant (11/11/07) have reached the century mark during that time with 142 and 119 yards respectively.

Over the past 3 seasons (2006-08), the Vikings have given up a total of 3,400 rushing yards, which leads the league during that time. **Opponents are averaging just 70.8 rushing yards per game**. The Vikings became the first team since the 1970 NFL-AFL merger to rank #1 against the run in 3 consecutive seasons (2006-2008).

Opponents Rushing Yards 2006-2008

Team	Yards Allowed	Yards Per Game
1) Minnesota.....	3,400	70.8
2) Baltimore	3,784	78.8

2008 Opponents Rushing Yards

Team	Yards Allowed	Yards Per Game
1) Minnesota.....	1,230	76.9
3) Pittsburgh	1,284	80.3

Opponents Average Rushing Yards Per Game

Season	Avg. Yds/Game	Rank
2006.....	61.6	1st
2007.....	74.1	1st
2008.....	76.9	1st

Opponents Average Rushing Yards Per Carry

Season	Avg. Yds/Carry	Rank
2006.....	2.8	1st
2007.....	3.1	2nd
2008.....	3.3	2nd

Opponents Rushes For Negative Yards (No Kneeldowns)

Season	Negative Rushes (Rank)	Yards Lost (Rank)
2006.....	63 (1st)	-151 (1st)
2007.....	62 (1st)	-139 (1st)
2008.....	45 (7th)	-107 (6th)

ALLEN TERRORIZES QUARTERBACKS



In his first year with the Vikings, DE **Jared Allen ranked 1st on the team with 14.5 sacks and tied for 1st with 52 QB hurries**. His 14.5 sacks tied for 5th among all players and tied for 2nd among defensive ends.

Since entering the NFL in 2004, Vikings DE **Allen's 57.5 sacks rank 1st**. His 14.5 sacks this year were the most a Vikings player has had in a single season since DT John Randle had 15.5 in 1998 and were the most any player

has had in his first season with the Vikings.

Allen notched his 1st sack as a Viking in Week 2 vs. Indianapolis when he caught QB Peyton Manning for a 5-yard loss.

NFL Sack Leaders from 2004-2008

Player	Sacks
1) Jared Allen	57.5
2) DeMarcus Ware	53.5
3) Julius Peppers.....	51.5

2008 NFL Sacks

1) DeMarcus Ware, DAL.....	20.0
2) Joey Porter, PIT.....	17.5
3) John Abraham, ATL.....	16.5
4) James Harrison, PIT.....	16.0
5) Jared Allen, MIN	14.5
5) Julius Peppers, CAR	14.5

ALLEN BRINGS BACK SACK MEMORIES

DE **Jared Allen's** team-leading 14.5 sacks were the most by a Viking since 1997, when DT John Randle posted 15.5. In fact, there have been only 4 players in the past 30 years that have notched 14.5 sacks or more (Chris Doleman, 1989 - 21.0 and 1992 - 14.5; Keith Millard, 1989 - 18.0, John Randle, 1997 - 15.5, and Jared Allen, 2008 - 14.5).

Allen's 2008 sack total ranked in the Vikings top 10 for a single season and is tied with Chris Doleman (1992) for 7th place. Allen's 14.5 sacks were the most any player has had in his first season with the Vikings.

Vikings Top Single-Season Sack Totals

Player, Year	Sacks
1) Chris Doleman, 1989.....	21.0
2) Keith Millard, 1989.....	18.0
2) Alan Page, 1976.....	18.0
4) John Randle, 1997	15.5
5) Carl Eller, 1977.....	15.0
5) Carl Eller, 1969.....	15.0
7) Jared Allen, 2008	14.5
7) Chris Doleman, 1992.....	14.5

SAFETY IN NUMBERS

DE **Jared Allen** had 2 safeties in 2008, which tied the NFL record for the most in a single season. Allen notched his first safety of the year on Lions QB Dan Orlovsky in Week 6 and his 2nd on Packers QB Aaron Rodgers in Week 10.

Allen's 2 safeties also tied a team record held by Alan Page (1971).

NFL Single Season Safeties

Player	Safeties
1) Jared Allen, MIN, 2008	2
1) Bryant Young, SF, 1996.....	2
1) Rod Stephens, SEA, 1993	2
1) Burt Grossman, SD, 1992	2
1) Brian Jordan, ATL, 1991.....	2
1) Tim Harris, GB, 1988.....	2
1) Don Blackmon, NE, 1985.....	2
1) Doug English, DET, 1983.....	2
1) James Young, HOU, 1977.....	2
1) Benny Barnes, DAL, 1973.....	2
1) Fred Dryer, LA, 1973.....	2
1) Alan Page, MIN, 1971	2
1) Ron McDole, BUF, 1964.....	2
1) Roger Brown, DET, 1962.....	2
1) Tom Nash, GB, 1932.....	2

Vikings Single Season Safeties

Player	Safeties
1) Jared Allen, 2008.....	2
1) Alan Page, 1971.....	2

* The two safeties vs. Green Bay (11/9) tied a team record for the most in a game. The last time there were 2 safeties in an NFL game was Buffalo vs. Houston, 11/16/03.

Most Safeties In a Single Game - Vikings

1) 2 vs. Green Bay, 11/9/08	- Jared Allen sack; Penalty-Intentional Grounding
1) 2 vs. Atlanta, 10/5/03	- Two penalties-Intentional Grounding and Holding In End Zone

* The Vikings finished with 3 safeties in 2008, which tied a team record for the most in a single season.

Most Safeties In a Single Season - Vikings

1) 3 in 2008
1) 3 in 1981
1) 3 in 1965

VIKINGS DEFENSIVE TEAM NOTES



FORCING FUMBLES

Since entering the league in 2004, DE **Jared Allen** has forced **16 career fumbles, which is the 8th most from 2004-2008.**

Allen has also recovered 8 career fumbles, which is tied for 8th in the NFL.

Forced Fumbles 2004-2007

Player	Forced Fumbles
1) Robert Mathis	26
2) Dwight Freeney	22
3t) John Abraham	21
3t) Jason Taylor	21
5) DeMarcus Ware	18
6t) Brian Dawkins	17
6t) Julius Peppers.....	17
8) Jared Allen	16

WILLIAMS ON TRACK

DT **Kevin Williams** finished the 2008 season tied for 1st among all defensive tackles with 8.5 sacks. It was Williams' 3rd-highest sack total since entering the league in 2003. He now has 42.5 career sacks.

Williams 4.0 sacks against Detroit ranks as the 2nd-most in a single game in Vikings history.

2008 Sacks By Defensive Tackles - NFL

Player	Sacks
1t) Kevin Williams, MIN	8.5
1t) Albert Haynesworth, TEN.....	8.5

Most Sacks In A Single Game - Vikings

1) Randy Holloway, vs. Atlanta, 9/16/84	5.0
2t) Kevin Williams, vs. Detroit, 10/12/08	4.0
2t) 8 other players.....	4.0

Most Career Quarterback Sacks - Vikings

1) Carl Eller, 1964-78.....	130.0
2) Jim Marshall, 1961-79	127.0
3) John Randle, 1990-00.....	114.0
4) Alan Page, 1967-78.....	108.5
5) Chris Doleman, 1985-93, '99.....	96.5
6) Doug Martin, 1980-89.....	60.5
7) Henry Thomas, 1987-94.....	56.0
8) Keith Millard, 1985-91	53.0
9) Kevin Williams, 2003-08.....	42.5
10) Mark Mullaney, 1975-87	41.5

WILLIAMS RANKS 4TH AMONG VIKINGS DTs

DT **Kevin Williams'** 42.5 career sacks puts him in 4th place among defensive tackles in club history for the first 6 seasons and 7th among all Vikings for the first 6 seasons.

Most QB Sacks Among DTs First 6 Seasons - Vikings

Player	Sacks
1) John Randle, 1990-95	58.5
2) Alan Page, 1967-72.....	54.0
3) Keith Millard, 1985-90	53.0
4) Kevin Williams, 2003-08.....	42.5

Most QB Sacks First 6 Seasons - Vikings

Player	Sacks
1) John Randle, 1990-95	58.5
2) Chris Doleman, 1985-90	54.5
3) Alan Page, 1967-72.....	54.0
4) Keith Millard, 1985-90	53.0
5) Jim Marshall, 1961-66.....	51.5
6) Carl Eller, 1964-69.....	45.0
7) Kevin Williams, 2003-08.....	42.5

STACK OF SACKS

After a slow start with only 2 sacks during the first two weeks of the 2008 season, the **Vikings notched 43 over the final 14 games and finished 4th in the NFL with 45 sacks in 2008.** That total is the 9th-most in team history. Over the past 2 years, the Vikings 83 sacks ranks 6th.

2008 Sacks

Team	Sacks
1) Dallas	59
2) Pittsburgh	51
3) Philadelphia.....	48
4) Minnesota.....	45

Most Sacks 2007-2008

Team	Sacks
1) Dallas	105
2) N.Y. Giants	95
3) Pittsburgh	87
4) Philadelphia.....	85
5) Tennessee.....	84
6) Minnesota.....	83

Most Team Sacks in a Single Season - Vikings

Year	Sacks
1) 1989	71
2) 1992	51
3t) 1969	49
3t) 1970	49
5t) 1983	47
5t) 1990	47
7t) 1975	46
7t) 1999	46
9t) 2008	45
9t) 1993	45
10) 1996	44

WILLIAMS WRITES HISTORY



DT **Kevin Williams** currently has 4 career defensive touchdowns, which is tied for 1st for the most defensive touchdowns (INTs and FRs) in Vikings history. Williams needs one more to take over sole possession of the career record.

In 2007 Williams tied a team record for the most INTs in a season by a defensive lineman (2) and the team record for the most INTs in a career by a defensive lineman (4).

Williams' NFL TDs

vs. Jacksonville, 11/28/04.....	77 fumble return
at Seattle, 10/22/06	0 fumble return
vs. Atlanta, 9/9/07	54 INT return
at San Francisco, 12/9/07.....	18 INT return

Most Career Defensive Touchdowns (INT-FR) - Vikings

1t) Kevin Williams, 2003-07 (2-2).....	4
1t) Orlando Thomas, 1995-01 (2-2).....	4
1t) Dewayne Washington, 1994-97 (3-1).....	4
1t) Joey Browner, 1983-91 (3-1).....	4
1t) Bobby Bryant, 1968-80 (3-1).....	4
1t) Paul Krause, 1968-79 (2-2).....	4
1t) Ed Sharockman, 1962-72 (3-1).....	4

Most Career Interceptions By A Defensive Lineman - Vikings


1) Kevin Williams, 2003-07.....	4
2) Chris Doleman, 1987-93, 99	3
3t) 4 Players	2

Most Single Season INTs By A Defensive Lineman - Vikings

1t) Kevin Williams, 2007.....	2
1t) Tim Newton, 1985	2



GREENWAY TACKLES THE NFL



Vikings LB **Chad Greenway** led the team with 149 total tackles (103 solo) in 2008. **He led the team in tackles in 8 games during the season.**

For his career (2007-08), Greenway has 186 solo tackles and 279 total stops through 32 games (8.7 per game). In 2007, he ranked 2nd on the team with 130 total tackles (83 solo), tying for the team lead once and leading the squad in 3 games. Greenway also ranked tied for 1st in


the NFL with 4 fumble recoveries in 2007.

After having no sacks in 2007, Greenway had 6.0 sacks in 2008, which ranked 3rd on the team. He had 5.0 sacks in the last 10 games, including the team's only sack at Tampa Bay in Week 11.

Vikings Single-Season Sacks - Linebackers

Player	Sacks
1) Ed McDaniell, 1998.....	7.0
2t) Chad Greenway, 2008.....	6.0
2t) Broderick Thomas, 1995.....	6.0
2t) Matt Blair, 1981.....	6.0
5t) Ben Leber, 2007.....	5.0
5t) Dwayne Rudd, 1997.....	5.0
5t) Matt Blair, 1978, 1983.....	5.0
10t) Several players.....	4.0

LEBER LEADS THE LEAGUE



Vikings LB **Ben Leber** finished **1st in the NFC and tied for 1st in the NFL with 4 fumble recoveries on the season.** He had 6 combined takeaways (4 FR, 2 INT) in 2008, which was a career high.

Since joining the Vikings, Leber has accounted for 11 takeaways (7 FR, 4 INT). This season he also had 88 tackles (60 solo), .5 sack, 2 INT, 12 passes defended and 9 QB hurries. His 12 passes defended tied a team record

for linebackers.

2008 Defensive Fumble Recoveries

Player	Fumble Recoveries
1t) Ben Leber, MIN.....	4
1t) Calvin Pace, NYJ.....	4
1t) Lamar Woodley, PIT.....	4

Vikings Single-Season Passes Defended By Linebackers

1t) Ben Leber, 2008.....	12
1t) Matt Blair, 1981.....	12
2t) Jack Del Rio, 1994.....	11

LEBER HELPS STOP THE RUN

In his 7 years in the NFL, LB **Ben Leber** has been a part of 4 defenses that ranked #1 against the run - San Diego in 2005 and Minnesota in 2006, 2007 and 2008.

Leber's Teams Ranked As NFL's #1 Rushing Defense

Year	Team	Rush Yds.
2005.....	San Diego.....	1,349 (1st)
2006.....	Minnesota.....	985 (1st)
2007.....	Minnesota.....	1,185 (1st)
2008.....	Minnesota.....	1,095 (1st)

everything purple.

LEBER RANKS AMONG VIKINGS BEST

LB **Ben Leber's** 4 fumble recoveries on the season ranks tied for 7th in Vikings single-season history.

Vikings Single-Season Defensive Fumble Recoveries

Player	Opp. Fumble Recoveries
1) Don Hultz, 1963 (NFL Leader).....	9
2) Alan Page, 1970 (NFL Leader).....	7
3) Fred McNeill, 1978.....	6
4t) Chris Doleman, 1989.....	5
4t) Joey Browner, 1985.....	5
4t) Matt Blair, 1976.....	5
7t) Ben Leber, 2008 (NFL Leader).....	4
7t) Chad Greenway, 2007 (NFL Leader).....	4
7t) Duane Clemons, 1999 (NFL Leader).....	4
7t) Jack Del Rio, 1995.....	4
7t) Orlando Thomas, 1995.....	4
7t) Fred Strickland, 1993.....	4
7t) Mike Merriweather, 1990.....	4
7t) Joey Browner, 1986.....	4
7t) Scott Studwell, 1986.....	4
7t) Carl Eller, 1966.....	4
7t) Carl Eller, 1964.....	4

RECOVERY EFFORT

Since joining the Vikings, LB **Ben Leber** has recovered 7 opponents' fumbles, a number that ranks tied for 2nd in the NFL from 2006-2008. Leber tied for 1st in 2008 with 4 fumble recoveries.

Opponents' Fumble Recoveries - 2006-2008 - NFL

Player	Opp. Fumble Recoveries
1) Antonio Smith.....	8
2t) Ben Leber.....	7
2t) Darnell Dockett.....	7
2t) Elvis Dumervil.....	7
2t) Bradie James.....	7
2t) DeMeco Ryans.....	7
7t) Jared Allen.....	6
7t) 6 players.....	6

MAN IN THE MIDDLE



The Vikings lost a key playmaker on defense in Week Four when captain LB **E.J. Henderson** left the game with a toe injury that required surgery. Henderson left leading the team with 36 tackles (28 solo). He also had one of the team's 8.0 sacks at the time and one of the team's 11 fumble recoveries.

Over the past 5 years (2004-2008) **Henderson** has led the team in tackles 3 times. In 2004 he led the squad with 125 stops. In 2006 his 142 tackles led the Vikings and last year his 155 stops were a career-high and led the team. He was named the team's 2007 defensive MVP for his performance. The only year Henderson didn't lead the team in tackles was in 2005, when he ranked 2nd.

HARRIS REJOINS VIKINGS

LB **Napoleon Harris** rejoined the Vikings in Week 7 of the 2008 season after spending the 2007 season as the leading tackler of the Kansas City Chiefs. In his return debut, Harris notched 6 tackles (3 solo) against the Chicago Bears. In Week 12 at Jacksonville, **Harris returned a Jaguars fumble 27 yards for a Vikings touchdown.**

Harris recorded a career-high 2.5 sacks and 3 interceptions during his last season with the Vikings in 2006. That year he ranked 3rd on the team with 96 tackles, the 3rd-highest total of his career.

In 2008, Harris collected 39 tackles (25 solo), 1.0 sacks, 2 TFL, 1 FR, and 2 QB hurries.

VIKINGS DEFENSIVE TEAM NOTES



LIMITING OFFENSIVE OUTPUT

The Vikings currently ranked 5th in the NFL in offensive points allowed with 254 (15.9 avg.). The Vikings **gave up just 15 passing touchdowns on the season**, which was the lowest total in the NFC and the 5th lowest in the NFL this season.

2008 Offensive Points Allowed - NFL

Team	Points Allowed
1) Pittsburgh	205
2) Baltimore	209
3) Tennessee	227
4) Philadelphia	252
5) Minnesota	254

2008 Passing Touchdowns Allowed - NFL

Team	Passing TDs Allowed
1) Indianapolis	6
2) Pittsburgh	12
2) Tennessee	12
4) Buffalo	14
5) Minnesota	15

POUNCING ON THE LOOSE BALL

Since Head Coach Brad Childress took over in 2006, the Vikings are tied for 3rd in the NFL with 45 opponents' fumble recoveries over the last 48 games. Only Detroit and Chicago have more with 52 and 47, respectively, during that time. **The Vikings finished tied for 8th in 2008 with 13 fumble recoveries.**

Opponents' Fumble Recoveries 2006-2008 - NFL

Team	Opp. Fumble Recoveries
1) Detroit	52
2) Chicago	47
3) Minnesota	45

Opponents' Fumble Recoveries 2008 - NFL

Team	Opp. Fumble Recoveries
1) Arizona	17
2) Detroit	16
2) Kansas City	16
2) N.Y. Jets	16
5) Dallas	14
5) Philadelphia	14
5) St. Louis	14
8) Minnesota	13
8) Carolina	13

The Vikings currently boast 3 of the top 8 individual fumble recovery leaders over the past 5 years in the NFL. LB **Ben Leber**, DE **Jared Allen** and DT **Kevin Williams** all rank in the top 8 for FR from 2004-2008.

Opponents' Fumble Recoveries 2004-2008 - NFL

Player	Opp. Fumble Recoveries
1) Jason Taylor	10
1) Dewayne White	10
3) Ben Leber	9
3) Raheem Brock	9
3) Karlos Dansby	9
3) Kalimba Edwards	9
3) Robert Mathis	9
8) Jared Allen	8
8) Kevin Williams	8
8) Will Demps	8
8) Darnell Dockett	8
8) Adewale Ogunleye	8
8) Antonio Smith	8
8) Osi Umenyiora	8

SHARPER IMAGE

S **Darren Sharper** is currently tied for the Vikings team record for the most interception returns for a touchdown with 3. As a Viking, Sharper has notched 18 INTs. He now has 1,036 career return yards, which ranks 9th in NFL history. **Sharper currently leads all active players with the most interceptions (54) as well as the most combined takeaways (61).** His 54 INTs rank tied for 18th all-time.

Interceptions By Active NFL Players

1) Darren Sharper	54
2) Ty Law	52

Combined Takeaways By Active NFL Players

1) Darren Sharper	61 (54 INTs, 7 FRs)
2) Ty Law	57 (52 INTs, 5 FRs)

NFL Career Interception Return TDs

1) Rod Woodson	12
2) Ken Houston	9
2) Deion Sanders	9
2) Aeneas Williams	9
5) Darren Sharper	8
5) Eric Allen	8

Vikings Career Interception Return TDs

1) Darren Sharper (S)	3	2005-07
1) Jimmy Hitchcock (CB)	3	1998-99
1) Dewayne Washington (CB)	3	1994-97
1) Audray McMillian (CB)	3	1989-93
1) Joey Browner (S)	3	1983-91
1) Bobby Bryant (CB)	3	1967-80
1) Ed Sharockman (CB)	3	1962-72
1) Rip Hawkins (LB)	3	1961-65

CHAINS NOT MOVING

The Vikings defense ranked 4th in the NFL with only 255 first downs allowed in 2008. Of those, 72 came on the ground, a total that ranked as the 2nd lowest in the league.

Opponents' First Downs Allowed - NFL

Team	Opp. First Downs
1) Baltimore	228
2) Pittsburgh	240
3) Philadelphia	248
4) Minnesota	255
5) Tampa Bay/Washington	259

FUMBLES LEAD TO SCORES

With LB **Napoleon Harris'** fumble recovery for a TD in Week 12, the Vikings scored their 47th TD off a fumble recovery since the 1970 NFL merger. That total ranks 1st during that time span.

Fumble Recoveries for a Touchdown Since 1970 - NFL

Team	FR for TD
1) Minnesota	47
2) Tennessee/Houston	46
2) Atlanta	46
3) Oakland	45


Since Head Coach **Brad Childress** took over in 2006, the Vikings have scored 7 times on fumble recoveries (6 defensive recoveries, 1 offensive recovery), which also ranks tied for 1st in the NFL.

Fumble Recoveries for a Touchdown 2006-2008 - NFL

Team	FR for TD
1) Minnesota	7
1) San Diego	7
3) Philadelphia	6



TAKEAWAY TOINE



A ballhawker who hits with authority, Vikings CB **Antoine Winfield** frequently finds himself around the ball. He ranked **tied for 9th with 4 forced fumbles and tied for 16th in the NFL with 2 fumble recoveries in 2008**. Winfield also had 2 interceptions on the season. In Week 9 vs. Houston, Winfield intercepted his 19th career pass. It was his 21st Vikings career takeaway (14 INTs, 7 FRs), which ranks tied for 6th most in team history among cornerbacks

and 23rd overall.

Winfield also returned a blocked field goal 59 yards for a Vikings touchdown against New Orleans (10/6), which was a first in team history for a regular season game. He earned NFC Defensive Player of the Week honors for his effort, and was **selected to the 2009 Pro Bowl, his 1st all-star selection in his 10-year career**. Winfield's 2008 totals include 96 tackles, 2.0 sacks, 2 INT, 14 PD, 9 TFL, 4 FF, 2 FR and 2 QB hurries.

Winfield has scored on 4 returns in his career, all coming since 2006 with the Vikings - 2 INT returns, one FR and one blocked FG return. He has scored a defensive touchdown for the Vikings in each of the past 3 seasons and has 3 of the Vikings 15 defensive TDs since 2006.

Career Takeaways By Vikings Cornerbacks

Player	Takeaways	Games
1) Bobby Bryant.....	58 (51 INT, 7 FR)	160
2) Ed Sharockman.....	46 (40 INT, 6 FR)	141
3) Nate Wright	35 (31 INT, 4 FR)	126
4) Carl Lee.....	34 (29 INT, 5 FR)	169
5) John Turner	26 (22 INT, 4 FR)	103
6t) Antoine Winfield	21 (14 INT, 7 FR)	70
6t) Audray McMillian	21 (19 INT, 2 FR)	79

WHAT OTHERS ARE SAYING ABOUT WINFIELD

Sam Rosen and Tim Ryan on Winfield – FOX broadcast, 11/16/2006

"The guy just does everything. He hits – and when he hits you hear it and you feel it and balls pop loose. I mean this guy is something. Teams are afraid to throw at him."

"They don't really throw at him anymore, because even at 5'9" people don't talk about his ability in terms of route recognition – knowing what offenses are going to do. He is very, very good as a defender."

"If this guy doesn't make it to the Pro Bowl this year something is wrong. He is a top-five corner in the league and not just as a run support guy that comes up and tackles. He is terrific in coverage. He needs to get his due and end up in Honolulu."

On run stopping: "There is nobody better in the league."

On tackling: "When he hits you you're stopped. You are not going anywhere. He is just one of the best tackling corners in the NFL."


PREVENTING BIG PASSING TDS

The Vikings allowed only 6 passing touchdowns of 20+ yards on the season. That tied as the 13th lowest in the NFL.

2008 Opponents Passing TDs of 20+ Yards

Team	20+ Yard Passing TDs
1) Dallas	1
2t) Indianapolis/Tennessee.....	3
3t) Chicago/Denver/New England/Pittsburgh	4
8t) Buffalo/Cincinnati/Kansas City/NY Jets/Washington.....	5
13t) Minnesota	6
13t) 4 teams.....	6

WILLIAMS INTERCEPTS FIRST PASS AS VIKING



S **Madiou Williams**, who missed the first 7 games of the season due to injury, returned in Week 9 against the Houston Texans and showed exactly why the Vikings pursued him as a free agent during the 2008 offseason. Williams notched his 1st interception as a Viking and finished with 9 tackles on the day, 8 solo.

For Williams, it was his 10th career INT. **He became only the 8th player in team history to intercept a pass in his 1st game as a Viking**, joining fellow S Darren Sharper in accomplishing the feat.

In Week 12 at Jacksonville, Williams notched his 2nd INT of the season and the 11th of his career. After returning from his injury, Williams finished with 45 tackles, 2 INTs, 3 passes defended and 1 QB hurry.

Interception In First Game As A Viking

Player	Year
Madiou Williams, S	2008
Darren Sharper, S	2005
Willie Offord, S	2002
Wymon Henderson, CB.....	1987
Clancy Osborne, LB	1961
Dick Grecni, LB.....	1961
Jack Morris, CB	1961
Charlie Summer, CB.....	1961

PICKS, PICKS, PICKS

The Vikings have notched **48 interceptions from 2006-2008, which ranks 15th in the NFL during that time**. Nine of those INTs have gone for touchdowns, a total that is tied for 3rd. **The team has scored 15 defensive touchdowns (9 INTs, 6 FRs) in the past 48 games;** that ranks tied for 1st in the NFL over the 2006-08 seasons. The Vikings are 7-4 in games in which they've scored a defensive touchdown.

NFL Defensive Touchdowns (2006-08)

1t) Minnesota Vikings.....	15 (9 INTs, 6 FRs)
1t) Green Bay Packers	15 (11 INTs, 4 FRs)

Vikings Defensive Touchdowns (2006-08)

Game	Play
vs. Chicago, 9/24/06	Antoine Winfield 7 INT return - L
vs. Detroit, 10/8/06	Ben Leber FR in end zone - W
vs. Detroit, 10/8/06	E.J. Henderson 45 INT return at Seattle, 10/22/06
Kevin Williams FR in end zone - W at Green Bay, 12/21/06.....	Fred Smoot 47 INT return - L
vs. Atlanta, 9/9/07	Kevin Williams 54 INT return - W
vs. Atlanta, 9/9/07	Antoine Winfield 14 INT return at Detroit, 9/16/07
Ray Edwards 9 FR return - L at Dallas, 10/21/07.....	Cedric Griffin 28 FR return - L
at NY Giants, 11/25/07	Darren Sharper 20 INT return - W
at NY Giants, 11/25/07	Dwight Smith 93 INT return at NY Giants, 11/25/07
Chad Greenway 37 INT return at San Francisco, 12/9/07.....	Kevin Williams 18 INT return - W
vs. Carolina, 9/21/08.....	Antoine Winfield 19 FR return - W
at Jacksonville, 11/23/08	Napoleon Harris 27 FR return - W

FOUR STATS, ONE PLAY

In Week Three, CB **Antoine Winfield** collected 4 defensive statistics on the same play - a quarterback sack, a forced fumble, an opponent fumble recovery and a fumble return for a touchdown - when he hit QB Jake Delhomme near the end of the first half, knocking the ball loose and returning it 19 yards for the score. It was only the 3rd time in team history that a player has recorded 4 stats on one play.

everything purple.

VIKINGS DEFENSIVE NOTES



RETURN TO SENDER

Under Head Coach **Brad Childress**, the Vikings have scored 20 times on returns (INT, FR, KR, PR and blocked FG), a number that is tied for 2nd in the league from 2006-08. The Vikings have scored 15 times on defense, returning 9 interceptions and 6 fumble recoveries for touchdowns. That ranks tied for 1st over the past 3 years. The other 5 scores came on a kickoff return, 2 punt returns, a blocked field goal and an offensive fumble recovered for a TD.

NFL Returns/Defensive Touchdowns 2006-2008

Team	TDs
1) Chicago	24
2t) Minnesota	20
2t) Green Bay	20
4) Arizona	18
5) Baltimore	16

Most INT Returns For Touchdowns In A Single Game - NFL

1) 4	Seattle	vs. Kansas City, 11/4/84
2t) 3	Minnesota	at NY Giants, 11/25/07
2t) 3	Tampa Bay	vs. New Orleans, 12/11/77
2t) 3	Cincinnati	vs. Houston, 12/17/72
2t) 3	Houston	vs. San Diego, 12/19/71
2t) 3	Buffalo	vs. NY Jets, 9/29/68
2t) 3	Baltimore	vs. Pittsburgh, 9/29/68
2t) 3	Philadelphia	vs. Pittsburgh, 12/12/65
2t) 3	Cleveland	vs. Chicago, 12/11/60
2t) 3	Baltimore	vs. Green Bay, 11/5/50

PICKS, PICKS, PICKS

In the Vikings 48-year history, the team has returned 78 interceptions for touchdowns; **9 of those INT returns have come in the past 3 seasons under Coach Childress and his staff.**

CUTTING DRIVES SHORT

The Vikings defense **ranked tied for 3rd in the NFL in opponents 10+ play drives**, as they gave up 21 in 191 opponent possessions. The Vikings allowed 70 points on those 21 drives of 10+ plays, which was also 3rd in the NFL. **The 14 overall scores allowed on 10+ play drives ranked tied for 2nd** and the 7 TDs allowed tied for 5th in the league.

2008 Opponents 10-Play Drives

Team	Opponents 10-Play Drives
1) Philadelphia	17
2) Baltimore	17
3t) Minnesota	21
3t) St. Louis	21

2008 Opponents 10-Play Drive Points

Team	Opponents 10-Play Drive Points
1) Philadelphia	59
2) Baltimore	66
3) Minnesota	70

2008 Opponents 10-Play Drive Scores

Team	Opp. 10-Play Drive Scores
1) Philadelphia	13
2t) Minnesota	14
2t) Baltimore	14

2008 Opponents 10-Play Drive Touchdowns

Team	Opp. 10-Play Drive TDs
1t) Philadelphia	5
1t) Pittsburgh	5
1t) Tampa Bay	5
4) Baltimore	6
5t) Minnesota	7
5t) Miami/N.Y. Jets	7

VIKINGS VS. TOP RECEIVERS

The Vikings played against several of the NFL's top 20 receiving yardage leaders this season, including the top 4, and the majority of those players were kept in check. Below is how the receivers fared in games against Minnesota:

2008 Receiving Yardage Leaders Performances Against Vikings

Player, NFL Rec.	Yardage Ranking	Totals vs. Vikings
1) Andre Johnson, HOU	4 catches, 62 yards, 1 TD
2) Larry Fitzgerald, ARI	5 catches, 52 yards
3) Steve Smith, CAR	4 catches, 70 yards
4) Roddy White, ATL	3 catches, 24 yards
8) Antonio Bryant, TB	5 catches, 59 yards
16) Anquan Boldin, ARI	6 catches, 34 yards

* Johnson (1), Fitzgerald (4t), Boldin (8), White (9) and Bryant (11t) were also in the top 11 in receptions in 2008.

STOPPING THE BIG PLAY

The Vikings defense **tied for 4th in the NFL in giving up touchdowns on plays of 10+ yards**. Minnesota gave up just 10 TDs on plays of 10 or more yards in 2008.

Minnesota's defense ranked #1 in the league in opponents' runs of 10+ yards with 24 allowed in 2008. The Vikings **did not give up a rushing TD of 10+ yards**, which ranked tied for 1st, and they allowed just 10 passing TDs of 10+ yards, which ranked tied for 9th.

2008 Opponents Touchdowns of 10+ Yards

Team	Opponents 10+ Yard TDs
1) Indianapolis	8
2t) Baltimore	9
2t) Pittsburgh	9
4t) Minnesota	10
4t) Carolina	10

2008 Opponents Rushes of 10+ Yards

Team	Opponents Big Runs
1) Minnesota	24
2) Pittsburgh	27

2008 Opponents Rushing TDs of 10+ Yards

Team	TDs
1t) Minnesota	0
1t) Baltimore	0
1t) Philadelphia	0

VIKINGS SPECIAL TEAMS


One of the most accurate and clutch kickers in NFL history, **K Ryan Longwell** currently ranks 21st all-time with 296 made field goals in the regular season and is 22nd all-time in scoring (1,370). Longwell has the 3rd-most game-winning FGs in Vikings history (6). He finished tied for 8th in the NFL with 29 field goals made in 2008 and set the Vikings record for most consecutive FGs made under 40 yards with 34. Longwell also set a team record with 6 field goals of 50+ yards this year.

P Chris Kluwe, who originally joined the Vikings as an undrafted rookie free agent in 2005 and has since become one of the best punters in the NFL, ranked 4th in the NFL and set a team record for the highest gross punting average in a single season with his 47.6 yard average in 2008. In Week 4 at Tennessee, Kluwe connected on 6 punts of 50+ yards, setting a new Vikings record for most 50-yard punts in a single game. He also set the team record for the most 50+ yards punts in a season with 35. Kluwe had not had a punt blocked in his career prior to the Week 7 game at Chicago; his streak of 282 punts without a block is a team record.

LS Cullen Loeffler finished his 5th season with the Vikings after signing as an undrafted rookie in 2004. He has played in 80 consecutive games and has handled every special teams snap since joining the team, including 7 of the 8 longest field goals in team history.



PINNING THEM DEEP



Vikings 4th-year P **Chris Kluwe** set a team record for the highest gross punting average in a single season with his 47.6 yard average in 2008. The previous team record was 46.4 yards, set by Bobby Walden in 1964. Kluwe ranked 2nd in the NFC and 4th in the NFL as he punted 73 times for 3,473 yards. He also ranked 3rd in the NFL with 35 punts of 50+ yards on the season, a total that broke his previous Vikings record of 29 punts of 50+ yards in

2007.

In Week 4 at Tennessee, Kluwe punted 6 times, all of which traveled over 50 yards (52, 50, 57, 57, 52, 56), setting a new Vikings record for the most 50-yard punts in a single game. Kluwe's 54.0-yard punting average on the day ranks as the 4th highest in team history. **Kluwe now owns 3 of the top 5 performances in Vikings history.**

Kluwe has also left opponents inside their own 20-yard line 23 times in 2008, which ranks tied for 13th in the NFL. Leaving opponents inside the 20 is familiar territory for Kluwe, as he has done so 102 times since entering the league in 2005. That total ranks tied for 9th during that time span. In 2007, Kluwe left opponents inside the 20-yard line 34 times, which ranked 3rd in the NFL and was a Vikings record.

2008 Gross Punting Average

Player	Gross Punting Average
1) Donnie Jones, STL.....	50.0
2) Shane Lechler, OAK.....	48.8
3) Andy Lee, SF.....	47.8
4) Chris Kluwe, MIN.....	47.6

2008 Punts of 50+ Yards

Player	50+ Yard Punts
1) Donnie Jones, STL.....	45
2) Shane Lechler, OAK.....	44
3) Chris Kluwe, MIN.....	35

Vikings Single Season Gross Punting Average

Player	GPA
1) Chris Kluwe, 2008.....	47.6
2) Bobby Walden, 1964.....	46.4

Vikings Single Game 50+ Yard Punts

Player	50-Yard Punts
1) Chris Kluwe, vs. Ten., 9/28/08.....	6
2) Harry Newsome, vs. Phx, 10/13/91.....	5
2) Greg Coleman, vs. Chi., 11/25/84.....	5

Vikings Single Game Gross Punting Average

Player	GPA
1) Chris Kluwe, at Det., 9/16/07.....	57.5 (4 punts - 230 yards)
2) Mitch Berger, vs. Cin., 11/15/98.....	55.8 (4 punts - 223 yards)
3) Chris Kluwe, vs. TB, 9/11/05.....	54.3 (4 punts - 217 yards)
4t) Chris Cluwe at Ten, 9/28/08.....	54.0 (6 punts - 324 yards)
4t) Harry Newsome vs. Phx, 10/13/91.....	54.0 (5 punts - 270 yards)

Most 50+ Yard Punts In A Single Season

Player	50+Yard Punts
1) Chris Kluwe, 2008.....	35
2) Chris Kluwe, 2007.....	29
3t) Chris Kluwe, 2006.....	22
3t) Mitch Berger, 2000.....	22



OVER 100 INSIDE 20

Kluwe has pinned opponents inside their own 20-yard line 102 times since he entered the league in 2005. That total is the 3rd-most in Vikings history.

Vikings Career Punts Inside 20-Yard Line

Player	Punts Inside 20
1) Greg Coleman (1978-87).....	154
2) Mitch Berger (1996-01).....	109
3) Chris Kluwe (2005-08).....	102

Kluwe also is tied for 2nd in team history for punts of 50+ yards. Kluwe has 96 punts that have gone over 50 yards since 2005.

Vikings Career Punts Of 50+ Yards

Player	50+ Yard Punts
1) Greg Coleman (1978-87).....	99
2t) Chris Kluwe (2005-08).....	96
2t) Mitch Berger (1996-01).....	96

REYNAUD PROVIDES SPARK

WR **Darius Reynaud** was brought up from the practice squad prior to the game at Jacksonville, and the undrafted rookie from West Virginia made an immediate impact in the return game. Reynaud posted returns of 40+ yards in 2 games - 49 vs. Chicago, 11/30/08 and 43 at Detroit, 12/7/08 (missed 2 games to injury). Both of the returns rank as the 2 longest kickoff returns for the Vikings in 2008. Reynaud finished 3rd on the team with 8 returns for 201 yards and a 25.1 average.

WIDE RIGHT

The 2008 Vikings ranked tied for 1st in the NFL in opponents missed field goals.

2008 Opponents Missed Field Goals

Team	Opp. Missed FGs
1t) Minnesota.....	10
1t) Tennessee.....	10
2) Cleveland.....	9

Opponents connected on 72.2% of their field goal attempts vs. the Vikings. That percentage ranked as the 3rd lowest in the NFL.

2008 Opponents Field Goal Percentage

Team	FG Pct.
1) Tennessee.....	66.7
2) Cleveland.....	67.9
3) Minnesota.....	72.2

BIG PLAY BERRIAN

WR **Bernard Berrian's** 82-yard punt return for a touchdown in Week 15 at Arizona ranks as the 3rd longest PR in team history. It was the first punt return for a TD since former RB Mewelde Moore returned one vs. New England on October 30, 2006.

Longest Punt Return - Vikings

Player, Game	PR
1) Charlie West, vs. Washington - 11/3/68.....	98t
2) Nate Burleson, at Indianapolis - 11/8/04.....	91t
3) Bernard Berrian, at Arizona - 12/14/08.....	82t

ABDULLAH SPECIAL ON SPECIAL TEAMS

Another Vikings rookie free agent had a major impact on the team in 2008. S **Husain Abdullah** led the Vikings with 24 special teams tackles (12 solo). Abdullah helped fill the void left when LB **Heath Farwell** was lost for the year during the Vikings first preseason game.

VIKINGS SPECIAL TEAMS NOTES



WHEN THE GAME IS ON THE LINE



One of the most accurate kickers in the NFL since entering the league as an unheralded rookie free agent in 1997, **K Ryan Longwell tied for 8th in the NFL with 29 field goals made in 2008.** He also ranked tied for 7th among kickers with 127 points.

With the Vikings, Longwell has made 51-of-52 field goals from inside 45 yards. His streak of consecutive field goals made inside 45 yards was broken vs. Detroit (10/12) when his 38-yard attempt was blocked. Longwell owns the team record for the **most consecutive FGs made under 40 yards with 34.**

Most Game-Winning FGs in Vikings Career

- 1) 9, Fred Cox, 1963-77
- 2) 7, Fuad Reveiz, 1990-95
- 3) **6, Ryan Longwell, 2006-08**

Longwell's Game Winners

Date	Game	FG	Time	Final
12/27/98	at Detroit	50	9:49	16-13
9/17/00	Philadelphia	38	0:03	6-3
10/15/00	San Francisco	35	0:54	31-28
12/24/00	Tampa Bay	22	6:31 OT	17-14
11/14/04	Minnesota	33	0:00	34-31
11/21/04	@ Houston	46	0:00	16-13
12/12/04	Detroit	23	0:02	16-13
12/24/04	@ Minnesota	29	0:00	34-31
12/11/05	Detroit	28	5:17 OT	16-13
9/11/06	@ Washington	31	1:00	19-16
9/17/06	Carolina	19	7:25 OT	16-13
10/14/07	@ Chicago	55	0:00	34-31
10/6/08	@ New Orleans	30	0:13	30-27
10/12/08	vs. Detroit	38	0:09	12-10
12/28/08	vs. N.Y. Giants	50	0:00	20-19

FROM 50 AND BEYOND

K Ryan Longwell has connected on 20 field goals from 50+ yards during his career. His **6 FGs of 50+ yards in 2008 is a team record** for a single season and ranked tied for 2nd in the NFL.

Longwell's 50+ Yard Field Goals - Career

Date	FG	Final
9/2/97, at Detroit	50	W 20-10
10/17/99, at Denver	50	L 10-31
10/8/00, at Detroit	51	L 24-31
10/29/00, at Miami	51	L 20-28
11/12/00, at Tampa Bay	52	L 15-20
12/16/01, at Tennessee	54	L 20-26
10/5/03, vs. Kansas City	50	L 34-40
10/11/04, at Tennessee	53	L 27-48
10/17/04, at Detroit	50	W 38-10
9/11/05, at Detroit	50	L 3-17
10/23/05, at Minnesota	53	L 20-23
11/13/05, at Atlanta	53	W 33-25
11/13/05, at Atlanta	51	W 33-25
10/14/07, at Chicago	55	W 34-31
9/14/08, vs. Indianapolis	53	L 15-18
10/6/08, at New Orleans	53	W 30-27
11/9/08, vs. Green Bay	54	W 28-27
11/23/08 at Jacksonville	54	W 30-12
12/7/08 at Detroit	50	W 20-16
12/28/08 vs. N.Y. Giants	50	W 20-19

Longest Field Goals In Vikings History

- 1) 56Paul Edinger, vs. Green Bay, 10/23/05
- 2) **55Ryan Longwell, at Chicago, 10/14/07**
- 3t) **54Ryan Longwell, at Jacksonville, 11/23/08**
- 3t) **54Ryan Longwell, vs. Green Bay, 11/9/08**
- 3t) 54Jan Stenerud vs. ATL, 9/16/84, Paul Edinger, vs. CHI, 1/1/06

LONGWELL RANKS 22ND IN ALL-TIME SCORING

K Ryan Longwell currently ranks 22nd in NFL history with 1,370 career points. Since entering the league in 1997, Longwell ranks 4th in total scoring behind kickers Jason Elam, Matt Stover and Adam Vinatieri.

All-Time NFL Scoring Leaders

Player/Seasons	Games	Points
1) Morten Anderson, 1982-2007 (25)	382	2,544
2) Gary Anderson, 1982-2004 (23)	353	2,434
3) George Blanda, 1949-1975 (26)	340	2,002
4) John Carney, 1988-2008 (21)	289	1,955
5) Matt Stover, 1991-2008 (18)	287	1,944
6) Jason Elam, 1993-2008 (16)	252	1,915
7) Jason Hanson, 1992-2008 (17)	271	1,747
8) Norm Johnson, 1982-1999 (18)	273	1,736
9) Nick Lowery, 1978-1996 (18)	260	1,711
10) Jan Stenerud, 1967-1985 (19)	263	1,699
11) John Kasay, 1991-2008 (17)	253	1,634
12) Eddie Murray, 1980-2000 (19)	250	1,594
13) Al Del Greco, 1984-2000 (17)	248	1,584
14) Adam Vinatieri, 1996-2008 (13)	205	1,492
15) Steve Christie, 1990-2004 (15)	229	1,476
16) Pat Leahy, 1974-1991 (18)	250	1,470
17) Jim Turner, 1964-1979 (16)	228	1,439
18) Matt Bahr, 1979-1995 (17)	235	1,422
19) Jeff Wilkins, 1994-2007 (14)	200	1,416
20) Mark Moseley, 1970-1986 (16)	213	1,382
21) Jim Bakken, 1962-1978 (17)	234	1,380
22) Ryan Longwell, 1997-2008 (12)	192	1,370
23) Fred Cox, 1963-1977 (15)	210	1,365

NFL Scoring 1997-2008

Player	Points
1) Jason Elam	1,436
2) Matt Stover	1,373
3) Adam Vinatieri	1,372
4) Ryan Longwell	1,370

LONGWELL'S 296 IS 21ST IN NFL HISTORY

K Ryan Longwell currently ranks 21st all-time with 296 made FGs.

NFL Career FGs Made (Regular Season)

1) Morten Anderson	565
2) Gary Anderson	538
3) Matt Stover	462
4) John Carney	460
5) Jason Elam	424
6) Jason Hanson	406
7) John Kasay	386
8) Nick Lowery	383
9) Jan Stenerud	373
10) Norm Johnson	366
11) Eddie Murray	352
12) Al Del Greco	347
13) Steve Christie	336
14) George Blanda	335
15) Adam Vinatieri	331
16) Jeff Wilkins	307
17) Pat Leahy	304
17) Jim Turner	304
19) Matt Bahr	300
19) Mark Moseley	300
21) Ryan Longwell	296



VIKINGS LEADERS IN THE NFL



2008 LEADERS

Where Vikings Ranked among the NFC leaders (TOP 10)

	Week 1	2	3	4	5	6	7	8	9	10	11	12	13	14	15	16	17
Allen, Sacks (14.5)	NR	NR	NR	NR	NR	NR	5T	8T	4T	4	5T	6T	4T	2T	3	3	3T
Berrian, Receiving TDs (7)	NR	NR	NR	NR	NR	NR	8T	10T	7T	7T	9T	NR	9T	9T	7T	10T	7T
Kluwe, Punting Average (47.6)	8	9	5	2	3	3	3	3	3	3	2	2	2	2	2	3	3
Leber, Fumble Recoveries (4)	NR	NR	2T	2T	4T	2T	2T	2T	1T	1T	1	1	1	1	1	1	1
Longwell, Scoring (127)	NR	3T	2T	4T	2	4T	1	8	8T	7	7	6T	6	4T	6	7	6T
Peterson, Rushing Yards (1,760)	4	1	2	2	3	3	2	2	2	1	1	2	1	1	1	1	1
Peterson, Total Yards Scrimm. (1,885)	8	1	7	5	7	6	5	5	4	2	2	2	2	1	1	1	1
Peterson, Rushing TDs (10)	3T	9T	NR	4T	7T	9T	4T	6T	4T	2T	3T	4	4T	5T	5T	5T	4T
Peterson, Scoring, Non-kickers (60)	4T	NR	NR	9T	NR	NR	9T	NR	9T	5T	10T	8T	7T	9T	10T	NR	10T
Sharper, Fumble Recoveries (2)	NR	NR	NR	NR	NR	NR	NR	NR	NR	NR	NR	NR	NR	NR	7T	9T	9T
Shiancoe, Receiving TDs (7)	NR	NR	NR	NR	8T	NR	8T	10T	7T	7T	9T	NR	NR	9T	NR	7T	7T
Williams, K., Sacks (8.5)	NR	NR	NR	NR	NR	2T	3T	3T	4T	5T	8	5	7	7	7	9	9
Winfield, Fumble Recoveries (2)	NR	NR	2T	2T	1T	2T	2T	2T	3T	3T	3T	3T	3T	5T	7T	9T	9T

Where Vikings Ranked among the NFL leaders (TOP 10)

	Week 1	2	3	4	5	6	7	8	9	10	11	12	13	14	15	16	17
Allen, Sacks (14.5)	NR	NR	NR	NR	NR	NR	NR	NR	8T	7T	8T	10T	7T	4T	5	5	5T
Kluwe, Punting Average (47.6)	NR	NR	NR	4	7	5	5	5	7	5	4	4	3	3	3	4	4
Leber, Fumble Recoveries (4)	NR	NR	4T	6T	8T	2T	3T	3T	1T	1T	1	1	1	1T	1T	1T	1T
Longwell, Scoring (127)	NR	3T	2T	7T	3	6T	1	10	NR	10T	NR	8T	8	5T	8	10	7T
Peterson, Rushing Yards (1,760)	5	1	2	2	3	3	2	2	2	1	1	2	1	1	1	1	1
Peterson, Total Yards Scrimm. (1,885)	NR	1	7	5	7	6	5	7	4	2	2	2	2	1	1	1	1
Peterson, Rushing TDs (10)	5T	NR	NR	9T	NR	NR	6T	9T	6T	6T	7T	8	8T	9T	9T	9T	8T

Where Vikings Ranked Offensively and Defensively (NFC)

	Week 1	2	3	4	5	6	7	8	9	10	11	12	13	14	15	16	17
Overall Offense	6	11	13	11	12	11	9	8	9	9	9	11	10	11	10	10	10
Rushing Offense	2	2	3	4	9	7	6	4	4	4	3	4	3	4	3	2	4
Passing Offense	11	13	15	12	13	10T	9	10	10	12	13	14	13	13	14	15	14
Points Scored	11	15	15	15	14	14	11	8	8	9	10	10	8	9	7	8	8
Overall Defense	9	10	3	3	5	4	5	5	7	3	7	6	5	4	5	3	4
Rushing Defense	12	3	2	2	1	1	1	1	1	1	1	1	1	1	1	1	1
Passing Defense	7	12	9	7	12	6	9	9	11	9	9	11	10	10	10	8	8
Points Allowed	11T	7	4	7	8	6	10	10	10	10	11	8	7T	7	8	7	7
Turnover Ratio	11T	7T	6T	10T	4T	7	12T	13T	11T	13T	13	9T	8T	9T	8T	11	12

Where Vikings Ranked Offensively and Defensively (NFL)

	Week 1	2	3	4	5	6	7	8	9	10	11	12	13	14	15	16	17
Overall Offense	8	15	17	14	18	15	12	12	13	13	15	18	16	18	16	17	17
Rushing Offense	3	4	5	6	12	9	10	8	6	5	4	5	4	6	3	3	5
Passing Offense	20	24	24	19	20	17T	15	17	17	20	23	26	25	25	26	27	25
Points Scored	16	22T	23T	26	22	24	18	15	13T	14	16	17	13	14	11	12	12
Overall Defense	18T	20	7	6	9	7	8	8	11	6	10	9	8	7	8	6	6
Rushing Defense	21	7	3	3	3	4	3	2	2	3	2	2	2	2	1	1	1
Passing Defense	16	24	20	17	24	15	19	20	23	19	21	22	21	20	22	18	18
Points Allowed	22T	17	8	13	15	11	20	19	20	20	22	18	15T	14T	13	13	13
Turnover Ratio	22T	12T	10T	21T	7T	15T	25T	24T	21T	25T	26	20T	16T	19T	17T	24	24

NR-Not ranked in top 10



VOICES OF THE VIKINGS

KFAN-AM radio mid-day personality Paul Allen finished his 7th season as the Vikings radio play-by-play voice in 2008. Joining him in the booth for the 2nd year was former Vikings LB and coach Pete Bercich, while former Vikings punter Greg Coleman served as the sideline reporter.

KFAN-AM (1130) and KTLK (100.3 FM) serve as the flagship stations for the Minnesota Vikings Radio Network, which includes outlets in six states:

Minnesota:

Market	Station	Freq.
Twin Cities	KFAN-AM	1130
Twin Cities	KTLK-FM	100.3
Aitkin	KKIN-FM	94.3
Alexandria	KIKV-FM	100.7
Austin	KNFX-AM	970
Bemidji	KBUN-AM	1450
Bemidji	KBHP-FM	101.1
Benson	KSCR-FM	93.5
Blue Earth	KBEW-FM	98.1
Brainerd	KBLB-FM	93.3
Crookston	KROX-AM	1260
Dassel	KARP-FM	106.9
Detroit Lakes	KDLM-AM	1340
Detroit Lakes	KRCQ-FM	102.3
Duluth	WEBC-AM	560
Ely	WELY-AM	1450
Ely	WELY-FM	94.5
Fergus Falls	KBRF-AM	1250
Grand Rapids	KMFY-FM	96.9
Hibbing	WMNT-AM	650
Hutchinson	KARP-FM	106.9
Intl. Falls	KSDM-FM	104.1
Jackson	KRAQ-FM	105.7
Mankato	KHRS-FM	105.9
Mankato	KXLP-FM	93.1
Mankato	KYSM-AM	1230
Marshall	KARL-FM	105.1
Morris	KKOK-FM	95.7
New Ulm	KNUJ-FM	107.3
Park Rapids	KPRM-AM	870
Pine City	WCMP-FM	100.9
Rochester	KRCH-FM	101.7
Rochester	KWEB-AM	1270
Roseau	KCAJ-FM	102.1
St. Cloud	WJON-AM	1240
Spring Grove	KQYB-FM	98.3
Staples	KSKK-FM	94.7
Thief River Falls	KTRF-AM	1230
Wadena	KSKK-FM	94.7
Walker	KQKK-FM	101.9
Waseca	KOWZ-AM	1170
Winona	KWNO-FM	99.3

Iowa:

Market	Station	Freq.
Ames	KASI-AM	1430
Cedar Rapids	KMJM-AM	1360
Mason City	KGLO-AM	1300
Sioux City	KMNS-AM	620
Spencer	KICD-AM	1240

Montana:

Miles City	KKRY-FM	92.5
------------	---------	------

North Dakota:

Bismarck	KXMR-AM	710
Carrington	KDAK-AM	1600
Devils Lake	KDLR-AM	1240
Dickinson	KLTC-AM	1460
Fargo	KFGO-AM	790

Grand Forks	KKXL-AM	1440
Jamestown	KQDJ-AM	1400
Minot	KRRZ-AM	1390
Oakes	KDDR-AM	1220
Valley City	KOVC-AM	1490
Williston	KEYZ-AM	600

South Dakota:

Aberdeen	KSDN-AM	930
Milbank	KMSD-AM	1510
Mobridge	KMLO-FM	100.7
Pierre	KPLO-FM	94.5
Sioux Falls	KXQL-FM	107.9
Sisseton	KBWS-FM	102.9
Watertown	KWAT-AM	950
Yankton	KVTK-AM	1570

Wisconsin:

Amery	WLMX-FM	104.9
Balsam Lake	WLMX-FM	104.9
Eau Claire	WMEQ-AM	880
Hayward	WHSM-FM	101.0
LaCrosse	KYQB-FM	98.3
Menomonie	WMEQ-AM	880
Rice Lake	WKFX-FM	99.1

ALLEN TEAMS WITH JDRF TO "SACK DIABETES"

Vikings DE **Jared Allen** launched a new initiative called "Sack Diabetes." This regular season, in each city where Allen played, he donated \$3,000 for every sack he recorded through his newly formed foundation to the local Juvenile Diabetes Research Foundation (JDRF) chapter. For every sack Jared recorded at the Metrodome, he made a \$3,000 donation to the Minnesota JDRF chapter. With 14.5 sacks in 2008, he gave \$43,500 to the JDRF (\$25,500 to Minnesota chapter).

Cities where Vikings played this season include:

Date	Team	JDRF Chapter/Branch
9/8.....	Green Bay.....	Northeast Wisconsin
9/28.....	Tennessee.....	Nashville Chapter
10/6.....	New Orleans.....	Louisiana
10/19.....	Chicago.....	Greater Illinois - \$6,000
11/16.....	Tampa Bay.....	Tampa Bay
11/23.....	Jacksonville.....	Jacksonville
12/7.....	Detroit.....	Greater Detroit - \$6,000
12/14.....	Arizona.....	Desert Southwest - \$6,000

COMMUNITY CALENDAR

ENTIRE VIKINGS 53-MAN ROSTER PARTICIPATES IN COMMUNITY OUTREACH IN 2008

For the second consecutive year, every player on the Vikings 53-man roster has participated in the team's community outreach efforts. Throughout the 2008 offseason and regular season, the entire squad was involved in at least one community event, such as visiting a children's hospital, building a playground at an elementary school, recording a public service announcement or visiting those in need at local shelters.

The Vikings have a long-standing tradition of giving back to the local community and causes throughout the Upper Midwest. Since the Wilf family became owners in 2005, that commitment to civic leadership and investment has grown significantly. As a result of the team's consistent focus on philanthropy, many schools, hospital charities and civic groups have been impacted by player involvement, staff participation and family volunteerism.

"The tone for community service begins with the leadership of the Wilf ownership group and Coach Childress and their encouragement to get the team engaged," said Brad Madson, Executive Director of Community Relations/Youth Football. "Our players enjoy helping out the many wonderful causes in our community. They realize how truly blessed they are to be playing in the NFL and for the Minnesota Vikings, and they are extremely generous with their time away from the football field."



VIKINGS ON THE AIR



Catch the Vikings every Saturday during the season from 6:00-7:00 p.m. on back-to-back FSN North shows - *Vikings GamePlan* and *Vikings Weekly*. *Vikings GamePlan* offers an in-depth look at the upcoming opponent. Hosted by Vikings' play-by-play announcer Paul Allen, the show lets fans watch and listen to Head Coach Brad Childress and assistant coaches discuss the week's matchup and the state of the 2008 Vikings.

Vikings Weekly is a 30-minute segment that gives fans an opportunity to see their favorite athletes off the field in a more personal setting. Players allow host Ann Carroll and crew to follow them outside of Winter Park to get a glimpse of their hobbies, their families, and other parts of their lives that fans otherwise wouldn't know.



BUSINESS VENTURES

Outside of Winter Park, several Vikings players dedicate a significant amount of free time operating their own entrepreneurial ventures.

* **Matt Birk** opened **Matty B's**, a supper club in native St. Paul in the spring of 2006, and **Matty B's Urban Bar and Grill** in Minneapolis in the fall of 2006.



* **Vinny Ciurciu** started a sportswear company, **Anger Sports**, with his brother that specializes in workout and casual clothes.

* **Bobby Wade** owns a visual marketing company, **Free Mind**, that specializes in promotional items.

* **Pat Williams** owns an automobile detailing company, **Automotive Concepts**, in the Twin Cities.






RANDLE INDUCTED INTO RING OF HONOR

Vikings legendary defensive tackle **John Randle** became the 17th member of the Vikings Ring of Honor this season during a ceremony in conjunction with the Sunday Night Football game vs. Chicago on November 30, 2008.

Randle's fierce style of play and emotional leadership were hallmarks of his 11 seasons with the Vikings (1990-2000). One of the most popular Vikings during his playing days, Randle's high-energy style earned him the respect of teammates and opponents across the NFL. His play redefined the DT position during his era and his game-changing ability made pass rushing from the DT spot a premium.

A success story from the start of his Vikings career, Randle came to the team in 1990 as an undrafted rookie free agent from Division II Texas A&I. In 1991 he cracked the regular starting lineup and he went on to start 150 of the 176 career games he played. Randle led or tied for the team lead 9 times in his 11 Vikings seasons and had 10+ sacks in 8 straight seasons from 1993-2000. Randle's 114.0 career sacks ranks 3rd in Vikings history and ranks as the most by a DT. Randle earned starting spots for the NFC in 6 straight Pro Bowls, 1993-98, with the Vikings and went to the Pro Bowl in 2001 as a Seahawk, representing the AFC. Randle was named to the NFL Team of the Decade for the 1990s. Randle was inducted into the College Football Hall of Fame for his Texas A&I career. Randle played 14 NFL seasons, ending his career with Seattle from 2001-03.



Randle holds the NFL record for the most sacks by a defensive tackle with 137.5.

Randle's Career Stats

Year (Team)	GP/GS	Sacks	Tackles
1990 (Minnesota)	16/0	1.0	21
1991 (Minnesota)	16/8	9.5 *	58
1992 (Minnesota)	16/14	11.5	56
1993 (Minnesota) ^	16/16	12.5 *	59
1994 (Minnesota) ^	16/16	13.5 *	47
1995 (Minnesota) ^	16/16	10.5 *	47
1996 (Minnesota) ^	16/16	11.5 *	58
1997 (Minnesota) ^	16/16	15.5 *	71
1998 (Minnesota) ^	16/16	10.5 *	56
1999 (Minnesota)	16/16	10.0 *	44
2000 (Minnesota)	16/16	8.0 *	31
2001 (Seattle) ^	15/14	11.0 *	35
2002 (Seattle)	12/12	7.0	15
2003 (Seattle)	16/9	5.5	17
Totals	219/185	137.5	615

^ - Pro Bowler; * - led or tied for team lead

NFL Career Sacks

Player	Sacks
1) Bruce Smith, DE	200.0
2) Reggie White, DE	198.0
3) Kevin Greene, DE	160.0
4) Chris Doleman, DE	150.5
5) Michael Strahan, DE	141.5
6t) John Randle, DT	137.5
6t) Richard Dent, DE	137.5

1993-99 NFC PRO BOWL DEFENSIVE LINE STARTERS (DTs, DEs)

1993	John Randle (Vikings), Sean Gilbert (Rams), Richard Dent (Bears), Reggie White (Packers)
1994	John Randle (Vikings), Leon Lett (Cowboys), Charles Haley (Cowboys), William Fuller (Eagles)
1995	John Randle (Vikings), Eric Swann (Cardinals), Charley Haley (Cowboys), Reggie White (Packers)
1996	John Randle (Vikings), Bryant Young (49ers), Tony Tolbert (Cowboys), Reggie White (Packers)
1997	John Randle (Vikings), Dana Stubblefield (49ers), Michael Strahan (Giants), Chris Doleman (49ers),
1998	John Randle (Vikings), Warren Sapp (Buccaneers), Michael Strahan (Giants), Reggie White (Packers)

2001 AFC PRO BOWL DEFENSIVE LINE STARTERS (DTs, DEs)

2001 **John Randle** (Seahawks), Sam Adams (Ravens), John Abraham (Jets), Marcellus Wiley (Chargers)

1991-2002 NFL SACKS

John Randle	131.0
Bruce Smith	118.5
Reggie White	103.0
Kevin Greene	100.5
Derrick Thomas	96.5

1994 NFL SACKS

Kevin Greene	14.0
John Randle	13.5
Ken Harvey	13.5

1997 NFL SACKS

John Randle	15.5
Dana Stubblefield	15.0

*Tenacious is the first word that comes to mind when I think of John. He played hard on every play for 60 minutes. He also played with a great love for the game. He had fun out there. He talked a lot and let everyone know he was having fun. I respected John as a great player, and I will always remember how much he appreciated the opportunity to play in the NFL. - **Troy Aikman***

*No one deserves it as much as John. I can say that it was a pleasure to play against him; it was tough, but it was a pleasure. The way he played the game, the character that he showed, the intensity, is as good as anyone who has ever played. We had some good battles, and he hit me a lot of times, plenty of sacks, but I admire him as a player and I have a lot of respect for him - **Brett Favre***

*John was tenacious, quick and smart; those are the traits you need to play on the defensive line. I certainly would've loved to play with John. He is so deserving of this honor and he was just a fantastic football player. - **Jim Marshall***

AN ELITE CLASS

Randle is the 17th member of the Vikings Ring of Honor, joining an elite class that includes former players, coaches, staff and administrators.

Name	Position	Year Inducted
Fran Tarkenton	Quarterback	1998
Alan Page	Defensive Tackle	1998
Jim Finks	Administrator	1998
Bud Grant	Head Coach	1998
Paul Krause	Safety	1998
Fred Zamberletti	Athletic Trainer	1998
Jim Marshall	Defensive End	1999
Ron Yary	Tackle	2001
Korey Stringer	Tackle	2001
Mick Tingelhoff	Center	2001
Carl Eller	Defensive End	2002
Cris Carter	Wide Receiver	2003
Bill Brown	Running Back	2004
Jerry Burns	Head Coach	2005
Randall McDaniel	Guard	2006
Chuck Foreman	Running Back	2007
John Randle	Defensive Tackle	2008

VIKINGS IN THE COMMUNITY

**Jared Allen**

Juvenile Diabetes Research Foundation

Aundrae Allison

African American Adoption Agency

Bernard Berrian

Special Olympics Minnesota

Matt Birk

H.I.K.E. Foundation (Hope, Inspiration, Knowledge and Education)
United Way

Brad Childress

Saturday Special Community Guests Program
Special Olympics Minnesota

Vinny Ciurciu

University of Minnesota Children's Hospital, Fairview

Ryan Cook

United Way Hometown Huddle

Jeff Dugan

Ronald McDonald House
Starkey Hearing Foundation

Ray Edwards

Summit Academy OIC

Heath Farwell

R.T. Autism and Muscular Dystrophy Association

Charles Gordon

Catholic Charities St. Joseph's Home For Children

Chad Greenway

Lead the Way Foundatio
Memorial Blood Centers
Zeta Tau Alpha Breast Cancer Awareness

Cedric Griffin

Salvation Army

E.J. Henderson

Gamespeed/E.J Henderson Youth Foundation
Police Activities League

Anthony Herrera

University of Minnesota Children's Hospital, Fairview

Artis Hicks

Ronald McDonald House

Steve Hutchinson

American Heart Association "What Moves U" Campaign

Tarvaris Jackson

Catholic Charities' St. Joseph's Home For Children

Marcus Johnson

Youth Water Safety

Tyrell Johnson

Minneapolis Park and Recreation Board

Jim Kleinsasser

The Make-A-Wish Foundation

Chris Kluwe

The United Way
Lift Up America

Ben Leber

University of Minnesota Children's Hospital, Fairview

Cullen Loeffler

Sherriff's Youth Program
The Lone Star Paralysis Foundation

Ryan Longwell

Hunger Solutions Minnesota

Marcus McCauley

African American Adoption Agency

Bryant McKinnie

Breast Cancer Awareness
NFL Youth Football Junior Player Development

Garrett Mills

Starkey Hearing Foundation

Jayme Mitchell

Salvation Army Harbor Light Center

Adrian Peterson

Adrian Peterson's All Day Foundation
Special Olympics Minnesota
Boys & Girls Clubs of the Twin Cities

Sidney Rice

Children's Home Society
Family Services Adoption Program

Darren Sharper

Sharper Kids Foundation
Team Spokesperson for Books for Africa

Visanthe Shiancoe

Kaboom! Playgrounds

Naufahu Tah

United Way

Chester Taylor

Kaboom! Playgrounds

Kenechi Udeze

Boys & Girls Clubs of the Twin Cities
The Marrow Program
Leukemia and Lymphoma Society

Bobby Wade

What Moves U and NFL Play 60

Kevin Williams

Children's Hospitals and Clinics of Minnesota

Madieu Williams

Madieu Williams Foundation
YMCA

Pat Williams

Vikings Children's Fund Bowl With the Vikings
United Way "Live United"
Big Brothers Big Sisters

Antoine Winfield

North Community YMCA
NFL Play 60

VIKINGS EXTRA POINTS



QUICK HITS

Franchise Founded: January 28, 1960
First Head Coach: Norm Van Brocklin
First Regular Season Game: 9/17/61 - Vikings 37, Chicago Bears 13
First Playoff Game: 12/22/68 - Vikings 14, Baltimore Colts 24
First Super Bowl: Super Bowl IV (1/11/70) Vikings 7, Chiefs 23
Playoff Appearances/Games: 25/43
Super Bowl Appearances: 4 - Super Bowl IV, VIII, IX, and XI
All-Time Record (Reg. Season and Postseason): 413-347-9
All-Time Home Record: 240-138-4
All-Time Away Record: 173-209-5
Home Stadiums: Metropolitan Stadium (1961-1981) - 97-59-4
 HHH Metrodome (1982-present) - 143-79-0
Stadium Info: Hubert H. Humphrey Metrodome
Capacity: 64,121
Address: 500 11th Avenue S., Minneapolis, MN 55415
Playing Surface: FieldTurf
Training Facilities: Winter Park
Address: 9520 Viking Drive, Eden Prairie, MN 55344
Training Camp: Minnesota State University-Mankato
Address: 700 Ellis Avenue, Mankato, MN 56002
Owner/Chairman: Zygi Wilf
Owner/President: Mark Wilf

STADIUM UPDATE

As committed as the Vikings are to bringing a Super Bowl championship to the fans and to the state, the franchise is equally devoted to securing a long-term home for the team in Minnesota. The Vikings are one of the few NFL franchises without a stadium solution but remain determined to collaborate with the State Legislature, the Governor and local leaders to resolve this issue. With the team's Metrodome lease set to expire in 2011 and costs increasing \$50 million with each year of delay, 2009 is the critical year to preserve the long-term viability of the Vikings in Minnesota.

Working with the Metropolitan Sports Facilities Commission (MSFC), the Vikings are moving forward on a public-private partnership that will open a new, multi-purpose stadium on the current Metrodome site in the year 2012. The two sides will present this stadium development plan to the 2009 Legislature for consideration. The joint proposal will include specific stadium design and program elements, a finance plan and principles of agreement on how the new facility will be operated and governed, all crucial topics for state leaders to analyze as they work to reach a stadium solution in 2009. The economic development proposal will include three critical elements that go beyond hosting Vikings home games:

- A retractable-roof stadium that will give Minnesotans a state-of-the-art venue to be used year-round for high school and amateur sports, trade shows, community and cultural events, as well as national and international happenings.
- A Winter Garden light rail train station that will serve as a connecting point for the future Central Corridor light rail line and the existing Hiawatha line. This gathering place is integral to the Vikings vision of the overall development and will host indoor/outdoor activities for transit riders, neighborhood residents, downtown workers and stadium attendees.
- A privately-financed redevelopment of the Downtown East area that will include office buildings, residences, shops and restaurants. This exciting project will create jobs, boost the economy and bring a renewed energy to this area of Minneapolis.

VIKINGS YEAR-BY-YEAR

Year	Preseason	Regular Season	Playoffs
1961	0-5-0	3-11-0	0-0-0
1962	2-3-0	2-11-1	0-0-0
1963	4-1-0	5-8-1	0-0-0
1964	5-0-0	8-5-1	0-0-0
1965	5-0-0	7-7-0	0-0-0
1966	3-1-1	4-9-1	0-0-0
1967	2-3-0	3-8-3	0-0-0
1968	3-2-0	8-6-0	0-1-0
1969	5-1-0	12-2-0	2-1-0 (SB loss)
1970	4-2-0	12-2-0	0-1-0
1971	4-2-0	11-3-0	0-1-0
1972	3-2-0	7-7-0	0-0-0
1973	5-0-0	12-2-0	2-1-0 (SB loss)
1974	3-2-0	10-4-0	2-1-0 (SB loss)
1975	2-3-1	12-2-0	0-1-0
1976	3-3-0	11-2-1	2-1-0 (SB loss)
1977	4-2-0	9-5-0	1-1-0
1978	2-2-0	8-7-1	0-1-0
1979	0-4-0	7-9-0	0-0-0
1980	3-1-0	9-7-0	0-1-0
1981	1-3-0	7-9-0	0-0-0
1982	3-2-0	5-4-0	1-1-0
1983	3-1-0	8-8-0	0-0-0
1984	1-3-0	3-13-0	0-0-0
1985	3-1-0	7-9-0	0-0-0
1986	3-1-0	9-7-0	0-0-0
1987	2-2-0	8-7-0	2-1-0
1988	3-1-0	11-5-0	1-1-0
1989	3-1-0	10-6-0	0-1-0
1990	3-1-0	6-10-0	0-0-0
1991	2-2-0	8-8-0	0-0-0
1992	4-0-0	11-5-0	0-1-0
1993	4-1-0	9-7-0	0-1-0
1994	3-2-0	10-6-0	0-1-0
1995	2-2-0	8-8-0	0-0-0
1996	1-3-0	9-7-0	0-1-0
1997	3-2-0	9-7-0	1-1-0
1998	4-0-0	15-1-0	1-1-0
1999	2-2-0	10-6-0	1-1-0
2000	1-3-0	11-5-0	1-1-0
2001	4-0-0	5-11-0	0-0-0
2002	2-2-0	6-10-0	0-0-0
2003	1-3-0	9-7-0	0-0-0
2004	2-2-0	8-8-0	1-1-0
2005	3-1-0	9-7-0	0-0-0
2006	2-1-1	6-10-0	0-0-0
2007	2-2-0	8-8-0	0-0-0
2008	1-3-0	10-6-0	0-1-0
Totals	130-86-3 (.605)	395-322-9 (.550)	18-25-0 (.429)



VIKINGS ALL-TIME COACHES

Years	Head Coach	Total Games	Regular Season (%)	Playoffs (%)	Overall (%)
1961-66	Norm Van Brocklin	84	29-51-4 (.369)	0-0-0 (.000)	29-51-4 (.369)
1967-83, 1985	Bud Grant	281	158-96-5 (.618)	10-12-0 (.454)	168-108-5 (.607)
1984	Les Steckel	16	3-13-0 (.188)	0-0-0 (.000)	3-13-0 (.188)
1986-91	Jerry Burns	101	52-43-0 (.547)	3-3-0 (.500)	55-46-0 (.544)
1992-2001	Dennis Green	171	97-62-0 (.610)	4-8-0 (.250)	101-70-0 (.591)
2002-05	Mike Tice	67	32-33-0 (.492)	1-1-0 (.500)	33-34-0 (.493)
2006-08	Brad Childress	49	24-24-0 (.500)	0-1-0 (.000)	24-25-0 (.490)

MEDIA INFORMATION



VIKINGS PR STAFF

Bob Hagan, Director of Public Relations

952-828-6505 haganb@vikings.nfl.net

Tom West, Assistant Director of Public Relations

952-828-6552 westt@vikings.nfl.net

Jeff Anderson, Manager of Public Affairs

952-828-6570 andersonj@vikings.nfl.net

Evan Koch, Public Relations Assistant

952-828-6511 koche@vikings.nfl.net

Tom Halkin, Public Relations Intern

952-918-8383 halkint@vikings.nfl.net

Pat Ottum, Public Relations Intern

952-918-8382 ottump@vikings.nfl.net

CREDENTIAL REQUESTS

Credential requests are honored for accredited media on specific assignments and must be made through the Vikings' PR department. Credentials will not be issued to writers or photographers working on a free-lance basis unless the request is made by a recognized publication or news entity. Season-long credentials are issued in July; game-by-game credentials must be requested at least one week prior to each home game.

WEEKLY MEDIA SCHEDULE

The typical Vikings weekly media schedule during the season is below:

Monday

12:35 p.m. - Childress Press Conference

1:00 - 1:45 p.m. - Open Locker Room

Tuesday

Players Day Off - No Media Access

Wednesday

11:35 a.m. - Childress/Jackson Available

11:45 a.m. - 12:30 p.m. - Open Locker Room

1:30 - 3:30 p.m. - Practice*

Thursday

11:35 a.m. - Bevell/Frazier/Ferraro/Peterson Available

11:45 a.m. - 12:30 p.m. - Open Locker Room

1:30 - 3:30 p.m. - Practice*

Friday

11:45 a.m. - 12:50 p.m. - Practice*

12:50 p.m. - Coach Childress Press Conference

12:50 p.m. - 1:35 p.m. - Open Locker Room

Saturday

No Media Access

Sunday

Post-Game - Coach Childress Press Conference

Post-Game - Open Locker Room

* Practice is open to media through individual drills

COACH CHILDRESS PRESS CONFERENCES

Head Coach **Brad Childress** will be available in the fieldhouse or on the outdoor practice field on Mondays, Wednesdays and Fridays during the regular season.

COORDINATOR AVAILABILITY

Offensive Coordinator **Darrell Bevell**, Defensive Coordinator **Leslie Frazier**, and Special Teams Coordinator **Paul Ferraro** will be available every Thursday during the season. All other interview requests for the coordinators should be directed to a member of the PR staff.

ASSISTANT COACH AVAILABILITY

All position coach interviews must be scheduled through the PR department a day in advance and cleared by Head Coach **Brad Childress**. Position coaches are available for questions on specific players and the position group but coordinators will always serve as the primary spokesmen in their areas.

METRODOME GAME DAY INFO

* The media will call window/media check-in is located at Gate D. A security representative will check bags before allowing entrance into the stadium.

Main Press Box

* The main press box is located in sections 108-109. Upon entering the concourse, take a right. Seating charts are located in the press box and wireless internet is available.

* A pregame meal will be served in the press box and a halftime meal will be served in the Vikings Lounge directly across the concourse through the glass doors. Meal tickets for halftime will be distributed near the end of the 2nd quarter.

* Vikings PR representatives **Bob Hagan** and **Tom West** are located in seats 87 and 88. Visiting team PR representatives are located in seats 55-57. For field access, follow the stairs at the back of the press box all the way down to field level.

Auxiliary Press Box

* The auxiliary press box is located in sections 123-125. Upon entering the concourse, take a left. Seating charts are located in the press box.

* Pregame and halftime meals will be served in the press box.

* Vikings PR representatives **Jeff Anderson** or **Evan Koch** is located in seat 58.

* For field access, follow the stairs at the back of the press box all the way down to field level.

Photographers' Workroom

* The photographers' workroom is located on the field directly behind the south goal post (closest to the photo check-in tunnel). Upon entering the concourse, take a right and go to the elevator directly across from the main press box and take it to field level or continue through the concourse to the overhead sign that reads "Field Access" and follow the stairwell down.

TV Camera Holding Area

* The video waiting area for TV camera operators is located in the back of the field entrance tunnel behind the check-in table. Follow the same procedures as photographers to get to the field.

VIKINGS ON THE WEB

The Minnesota Vikings official website, which can be viewed at <http://www.vikings.com>, provides Vikings fans with everything they need to follow their favorite team. Vikings.com is one of the league's most trafficked sites and is the only place on the web that provides complete video and audio of all Vikings press conferences. Additionally, the website provides unique and exclusive written and video content that can only be found on Vikings.com.

Vikings media members can find stats, press releases, weekly game releases and updated rosters under the press tab.





THURSDAY, JANUARY 8, 2009

Vikings Head Coach Brad Childress



Let me start this as I always do: A couple of guys had, or will have, (medical) procedures. Anthony Herrera had a procedure on his shoulder yesterday. He is in getting treatment right now. He will have the maximum amount of time to recover here. Artis Hicks will go in and have that triceps tendon fixed tomorrow. There are a couple of guys that are still contemplating a couple of offseason cleanups here, so we will see how that goes. Some of them will elect to do that. Some of them will just rehab. Obviously you want those done as fast as you can here so they have the maximum healing time.

As I look at the statistics and the achievements of this team I look at the progression of our football team. As I told you guys all the way along this year, this was a fun team to coach. I have seen them continually improve and I think that there is a good foundation laid here; a good core group of players that we can continue to build around. Probably just as important over the last few years as the development of this team is the development of this organization. I talk about trying to create a positive work environment. I think that we have that here. We have positive players – talking about the character of the players here. I like the group we have assembled, the core group. Our focus all year long has been on the football season and I think these guys - as we started the fourth toughest schedule in the National Football League – I see Steelers, Colts, Jaguars in front of us – as you approach this thing - did a heck of a job, had a heck of a season. So I would focus on the positives. I know there are a lot of things that we have to address here team-wise and that's what we do in the offseason. As I am up here speaking, that is what the assistant coaches are doing. But establishing that core group of players and continuing to build, we'll continue to evaluate. I won't make any knee-jerk changes or rush to judgments here. I will kind of let the season wash over me a bit here, then go back and pull it apart because some of those games early in the year – some of the play early in the year – when you look at players it's completely out of your mind. You kind of stay in the now as we have. So the last game is the one that is fresh in our minds. But it's a productive and positive attitude here and we are going to go on and have a productive offseason here with the guys that will be here. Our offseason program is going to start April 6 or so, which is a little bit later than it can start, but I think it is important to give these guys time away from the game. There are a handful of them in there right now that are training that can't stay away - and that would be most of our guys.

I know you guys have a bunch of questions I'm sure. I probably should have started off this way. My thoughts and prayers are with Carl Pohlrad and his family. I know he is an icon here in the Twin Cities, owning the Twins – most notably to his family because I know I've got that call to come one of these days. Anyhow, thoughts and prayers with he and his family.

I think there are a couple of things that you guys can carry over here and ask questions about, areas that I know we improved in and then areas that we can improve in. I think we were able to continue that history of playing great rush defense. We obviously got better in defending the pass. We had the number one rusher in the National Football League. We had a very good rushing offense. We can continue to grow in the element of throwing the football in all areas that that goes with, whether it's protections, whether it's throw, catch. I do see that we have picked up the touchdown passes in terms of, I think, we were tied for 11th in that area with 22 touchdown passes. So that is improved. Points scored, I think we were 12th in this league with 379 points scored. One of the things, as I look at the three-year analysis here, going from 28th to 27th to 18th in terms of third down conversions. Particularly over the past five weeks, I think, that has improved. Defensively they have stayed about the same with the exception of last year. I think they were fifth the first year, 18th in the allowed third down conversions (last year) and fourth this year in allowed third down conversions. Red zone efficiency, we were as good as anybody in the National Football League red zone efficiency-wise. When you talk about our defense you talk about 72 percent scoring efficiency. That was the best in the National Football League. Then in terms of winning close games, we were the best in the National Football League in terms of winning close games. In 2008, games of three points or less we were 4-1 in those games. The Colts were the only loss. So an .800 batting average is not bad. We talk about those things, coming down to close games, all the time. One of the little statistics that I harped on throughout the year, doesn't look like much, was opponents' field goal conversions. When you talk about being able to have 10 misses against your defense – you can say it was length of field goal, some were blocked, some pressure was put on – we were the best in the league there. I think that's a compliment to the special team coaches and that defensive push. A lot of times that's a snap that people stand around on and it hasn't been for us. When you talk about taking 30 points off the board it ends up being huge. Our defense gave up 185 points in the red zone, which there were only five teams in front of us – all playoff teams: Baltimore, Giants, Pittsburgh, Philadelphia, and Tennessee. In those games we gave up those special teams touchdowns we were able to win four-out-of-six of those. Obviously we have to be better on some of those coverage units.

Then there are a number of trends that we need to correct. We need to be better in not allowing sacks (and) negative plays. The list goes on. Again those are all offseason studies and work. I know I have already bore you with enough numbers, so get to the numbers you want to get to and the people you want to get to.

Q: Have you had an opportunity to think more about the quarterback position?

A: Yeah, it's really kind of a whole offseason type of study. I am not going to pass judgment right at this particular point. I think that you owe it to everyone here in the organization, just like we always have, to turnover all the rocks and see what you have there. I would also say that there is a point with Tarvaris (Jackson) of continuing to evolve as a quarterback. While you would like the process to happen immediately, it doesn't always happen immediately. There isn't anything that we are going to leave unturned in terms of free agency, the draft, and that goes on until after the draft. You see who is out there and by the same token Tarvaris is going to be here and we are going to continue to get him better.

Q: Why has Tarvaris changed from being “your guy” to where you stand today?

A: It really changes kind of looking at all of the positions. I guess you say, “Well Steve Hutchinson is going to be the starting left guard.” Yeah he is right now. I don't know that anybody won't make an offer that you can't refuse or anything. Crazy things happen in this business. So again we just look at all of our avenues there. Tarvaris did a ton of good things this year and unfortunately you have that bad taste in your mouth from that last game. He was doing some good things through that game and overcame some adversity in that game. I would see him continuing to get better as well.

Q: What about Gus Ferotte?

A: You know I have not had an opportunity to talk to Gus. He was in here and had a whole medical evaluation here just like everybody does and he was anxious to get back to St. Louis with his kids. We spoke right before the game last week and I've mentioned to you before, I can understand how Gus feels. He had a stake in the action here. He did a great job of leading our team to wins and I wouldn't want a guy that didn't have that competitive zeal. I really wouldn't want that guy. We agree to disagree on who started quarterback but the one thing you know about Gus is that he's a team guy,



and I certainly appreciate that about him.

Q: What's the number one thing you think Tarvaris (Jackson) has to do to go to the next level?

A: Well I mean for everybody it's standard of performance. It's what can you consistently expect to put out there and you saw that as we led up to the last games. Unfortunately, we weren't consistent. We weren't able to put ourselves in a good enough position, team-wise to be able to win, but you want consistency. That's the thing you're looking for. Not that there's never a blip, not that somebody doesn't play bad because they're trying to rip your head off every time back there. A quarterback is going to have a bad game. I'd probably go back to what Matt Birk had to say after the game about how you always know the quarterback's going to get more blame when you lose and way too much attention when you win, and that's certainly the case in this last game with some of the play at that position.

Q: How do you evaluate your progression as a coach three years into this first time around?

A: Somebody else does that for me (laughs). I'm sitting in front of a bunch of people that will no doubt (evaluate me). I'll have a chance to sit down with the owners but there's been a pretty good dialogue all the way through with those guys. We always sit down and have a year-end meeting here, probably later this month.

Q: You've really built the continuity that you've looked to get throughout the whole building. Your coaching staff, obviously Leslie's (Frazier) interviewing for some head coaching opportunities. Is the rest of your staff pretty much intact?

A: Yeah, they're all under contract. I rarely begrudge a guy an opportunity to move forward if he can and certainly Leslie is right there with them, but we talk about that as a staff and I talk about it to guys individually. If a guy can move ahead, I don't want to put us in a poor position because this is where I eat, and all those guys have contracts. By the same token, if there's communication that goes on with those guys, if a guy has an opportunity to go coordinate somewhere and move on and move up, that's how it's happened for all of us.

Q: Special teams, as you mentioned, was a struggle. Last year it was one of your stronger units. Do you expect Paul Ferraro to be able to come back?

A: Like I said, I don't have any plans to change right now. They're all under contract and when you speak to special teams, obviously that's a thorn in all of our sides to give up that many returns for touchdowns. I just think that it's a matter of continuity in the same guys playing and the coverage with all 11 guys doing their job because if one guy doesn't do their job, obviously it sticks out like a sore thumb.

Q: When do you go through that process of evaluating your assistants and your roster?

A: That's going on right now. I spoke with all the restricted and unrestricted free agents going out the door here on Monday. You guys know how fast it falls off the table. I'd much rather be having a press conference or you'd rather be having one with the coordinators. Yesterday would've been for me getting ready for Carolina. That process is ongoing. I'll sit down with every one of those guys and you know I remove myself from it a little bit and look back at how their position played and how those guys played. I think the big thing is I've got a very good teaching staff here. That's important in this day and age in the NFL. You can go upstairs and look at the years where there are 10 different pictures in a row of 10 different years of the same guy from the same uniform in the same spot. I would tell you that with the advent of free agency, it's critical that guys are able to teach and get people up to speed as fast as they possibly can because typical contracts are four, five, six years. You're not going to have a guy usually for the life of his career. Our guys do a tremendous job of teaching and ramping guys up and getting young people ready to play and getting ability in front of experience, because if you don't get ability in front of experience, experience will always stay ahead.

Q: In your eyes did Tarvaris take a step ahead in development, and, if so, in what areas specifically?

A: He did. Obviously you don't look at sitting him down after two games as being a step ahead but I thought that when he came back in, he was about his business and did a nice job for us when he came back in aside from some things in that last game. Again it's 11 guys contributing to him sometimes running for his life. Obviously he has the power to make the decision what to do with that ball, but I thought he took a step ahead.

Q: You went outside the organization to hire Leslie. Now that you've had this team, your coaching staff, some of them together for several years, would you likely go outside or is there a good chance you'd stay within the organization if he (Leslie) were to leave?

A: I'd say that's just conjecture. I talked to Leslie this morning. I don't believe they gave him the Denver job this morning or when he goes to Detroit tomorrow, so I wouldn't likely characterize in any way.

Q: Every coach has a short list of things though in your desk drawer?

A: It's on top of my desk.

Q: You guys have usually been pretty proactive in getting ahead of free agency and the guys you want to lock up. In the case of Matt Birk and Darren Sharper, that has not happened yet. What are your thoughts about the future of those positions, especially at the safety and center?

A: Yeah, I think Matt just finished the longest contract in the National Football League. I think it was an 8-year contract and I think he was there for all 8 years, which is rare. I had a great talk with Matt. I wouldn't paint that one way or the other, but we'll end up talking kind of where Matt stands in terms of his feelings about him playing and I know where he stands on this organization and he has been a dynamic part of this organization, not just on the football field, but in the Twin Cities. I can't say enough about Matt Birk, (he's a) great man. I'm not willing to tell you he's not going to be here and I'm not willing to tell you that he's going to be part of it. That's part of this ongoing thing.

Q: What about Sharper?

A: Sharper's right in the same boat. He's a little bit different. You know, he's been at the end of a contract before at Green Bay and signed a big money contract to come here and both of those guys probably have gas left in the tank as we talked about. I think both of them by the same token are interested in seeing what's out there in the free agency market as well. That's the system. That's how that goes.

Q: Does the size of those contracts count too in you decision?

A: You're always weighing and judging and that's what you do - time, distance, and value.

Q: Did John Sullivan and Tyrell Johnson show you enough at those positions with Sullivan possibly playing center and Tyrell at safety that you would be comfortable transitioning to those two next year if you needed to?

A: As I mentioned, that's part of the evaluation process, but those guys did a nice job. With the limited reps that John did, he didn't take any in live snap form. He did a bunch on our special teams and Tyrell, obviously in starting the first six games he did some good things and did a decent job here



Sharper rolled his ankle. We'll just see if we feel like we have what's right to fill that here.

Q: You mentioned with quarterbacks that you'd look at every avenue available. It's obvious that it's a very expensive position to address. Have you been given assurance that if you decide to go after a free agent or something like that, investing in a big contract, is that something that you have sort of available to you?

A: You know we end up having that meeting as I mentioned to you later in January, really when we get a chance to sit. I've got a free agents list on my desk but to comment on that would be shooting in the air.

Q: How important is it to bring in someone who has had experience in the west coast system?

A: Again, it's all conjecture stuff. I think you can see an example of a guy switching systems in (Brett) Favre going to the Jets. (It's) a complete reversal, exactly the opposite of what you're talking about. The best case is the other way around.

Q: To be clear, has the organization decided whether offers will be made to Matt Birk, Darren Sharper or Jim Kleinsasser?

A: No decision has been made on that as of right now.

Q: How do you evaluate the right tackle position?

A: Once again, that's the whole (deal) of what's out there in free agency (and) what's out there in the draft, what makes us stronger. I thought Ryan (Cook) did do some good things coming back in after he resurfaced when Artis (Hicks) got hurt. I thought he did do some good things. You're looking all the way across the board and I wouldn't single out the right tackle position as a position that we're going to address.

Q: There was a report on Yahoo that claimed an unnamed player said that sideline was in disarray at the end of the game Sunday. Is that true?

A: I've heard that word, but you have to talk about a specific time of when or what. I didn't feel any disarray going on at any point in time.

Q: Are you surprised that somebody came out and said that?

A: I wouldn't even know if that was conjecture. It's a report that said a player said. That's not very specific.

Q: Anthony Herrera seemed healthy throughout the season. Is this surgery he's having a result of something that happened against the Eagles?

A: No, all of those guys have nags. He had to fight through some things as the year progressed. Some of those guys refuse to be put on that injury report. There are a lot of those guys who treat and say, "I don't want to be on that report," and you don't put them on the report.

Q: Is this related to his shoulder injury in college?

A: I'm not familiar with him coming out of college. I haven't looked at his medical stuff. I just know what happened here, what we did here.

Q: Adrian Peterson had a good year. How much progress has he made and how much work does he have left to do?

A: I just think he'll continue to progress. He's a great individual talent; that's no revelation to anybody. He has a bunch of things he can work on, and he knows that. That's the great thing about Adrian; he'll embrace that, and not the least of which is playing in 17 (games) and knowing what that entails, what type of toll that extracts. I think he'll be mindful of that as he starts in this offseason of preparing himself to come to camp and play 17 games.

Q: Would you like to see him get to a point where you can consistently use him on 3rd down?

A: Perfect world-wise, you would love to have an every-down back. It's not to say that he wasn't used on 3rd downs, because he was. I also think you have to use the talents of the guys that you have. We try to do that to the extent that we can. Chester (Taylor) provided some spark to use on 3rd-down opportunities.

Q: What kind of improvement have you seen from Visanthe Shiancoe?

A: I've just seen a quantum change in him as a person. (It also) reflected on the playing field. He's comfortable with what we're doing. He understands the work ethic here. He understands, I always talk about, the mantle of what it takes to be a starter, the importance of being out at practice and taking those reps. We are going to displace him and put him in different spots. (He's) studying that playbook. I just see a complete 180. As a matter of fact, we just reflected on it yesterday, where he is and he's able to talk about (the difference in) when he got here and right now. What it was that led to that epiphany, I don't know. I just think he's pushed through it and worked himself into a really different cat right now.

Q: How is E.J. Henderson doing in his recovery?

A: He's doing well. He's in here almost every day working on the treadmill. He's ambulatory. He came in and talked about the game and he's gotten over the fact that he wasn't part of that game. He's right on track.

Q: Late in some of your final games there seemed to be communication issues on the sideline and on the field. Have you taken a look at those processes?

A: Yeah, I look at all that. That's part of self-analysis. That's part of staff analysis. That's part of talking about our in-game communications. Some of those areas can improve.

Q: Bobby Wade said that there were some adjustments that could have been made in the second half of the Philadelphia game. Do you agree?

A: They played better than we played in the second half; that's the short and the long of it, particularly when you're three-and-outs roll up on you like that. They played better than we did. We had our chances. Adjustment wise, I know that he would like to have more balls his way. I know he'd like it thrown in softer coverage, but once again, we thought we were being aggressive in attacking what they did. Now, were we able to execute what we were attacking with? We weren't always able to do that. Again, that comes down to us as a staff and the 11 guys on the field.

Q: How much did Bernard Berrian's toe injury hinder him throughout the season? Is he considering having surgery?

A: I don't know what he's considering. I know he's not on that initial list of guys that were going to have tweaks. It doesn't mean it won't happen. I don't think his toe bothered him. He's one of those guys that asked to be off of that list. There may have been other things that were bothering him from time to time. Pretty much from early on, he got into that Green Bay game and the Indianapolis game, and it did bother him a little bit. He worked through that, and at the end I don't believe his toe was any consideration.



VIKINGS VITALS

- **Offensive and Defensive Statistics**
 - **Rosters and Depth Chart**
 - **Participation Chart**
- **How The Vikings Were Built**
 - **Roster Moves**
- **Game-By-Game Statistics**
 - **The Last Time**

VIKINGS 2008 REGULAR SEASON STATISTICS

WON 10, LOST 6

9/8	L	24-19	at Green Bay	71,004 (SO)
9/14	L	18-15	Indianapolis	63,585 (SO)
9/21	W	20-10	Carolina	62,628 (SO)
9/28	L	30-17	at Tennessee	69,143 (SO)
10/6	W	30-27	at New Orleans	70,015 (SO)
10/12	W	12-10	Detroit	62,867 (SO)
10/19	L	41-48	at Chicago	62,235 (SO)
11/2	W	28-21	Houston	62,839 (SO)
11/9	W	28-27	Green Bay	63,845 (SO)
11/16	L	13-19	at Tampa Bay	65,278 (SO)
11/23	W	30-12	at Jacksonville	65,064 (SO)
11/30	W	34-14	Chicago	63,722 (SO)
12/7	W	20-16	at Detroit	50,444
12/14	W	35-14	at Arizona	64,457 (SO)
12/21	L	17-24	Atlanta	62,889 (SO)
12/28	W	20-19	New York	63,761 (SO)

	Minn.	Opp.
Total First Downs	292	255
Rushing	119	72
Passing	150	163
Penalty	23	20
3rd Down: Made/Att	86/218	68/203
3rd Down Pct.	39.4%	33.5%
4th Down: Made/Att	9/18	5/13
4th Down Pct.	50.0%	38.5%
Possession Avg.	31:19	28:41
Total Net Yards	5294	4679
Avg. Per Game	330.9	292.4
Total Plays	1014	946
Avg. Per Play	5.2	4.9
Net Yards Rushing	2338	1230
Avg. Per Game	146.1	76.9
Total Rushes	519	371
Net Yards Passing	2956	3449
Avg. Per Game	184.8	215.6
Sacked/Yards Lost	43/261	45/304
Gross Yards	3217	3753
Attempts/Completions	452/267	530/324
Completion Pct.	59.1%	61.1%
Had Intercepted	17	12
Punts/Average	74/46.9	80/43.5
Net Punting Avg.	35.0	39.1
Penalties/Yards	90/692	109/1002
Fumbles/Ball Lost	31/14	34/13
Touchdowns	41	36
Rushing	15	10
Passing	22	15
Returns	4	11

Score by Periods	1	2	3	4	OT	T
VIKINGS	94	114	61	110	0	379
Opponents	78	74	115	66	0	333

Scoring	Ru	Re	Rt	1 pt.	2 pt.	FG	S	T
Longwell	0	0	0	40/40	-	29/34	-	127
Peterson	10	0	0	-	-	-	-	60
Berrian	0	7	1	-	-	-	-	48
Shiancoe	0	7	0	-	-	-	-	42
Taylor	4	2	0	-	-	-	-	36
Rice	0	4	0	-	-	-	-	24
Wade	0	2	0	-	-	-	-	12
Winfield	0	0	2	-	-	-	-	12
Frerotte	1	0	0	-	-	-	-	6
Harris	0	0	1	-	-	-	-	6
Allen	0	0	0	-	-	-	2	4
VIKINGS	15	22	4	40/40	0/1	29/34	3	379
Opponents	10	15	11	35/35	1/1	26/36	1	333

SACKS: Allen, 14.5, K. Williams 8.5, Greenway 5.5, Edwards 5.0, Robison 2.5, Wymys, 2.5, Winfield 2.0, Leber 1.5, Harris 1.0, E.J. Henderson 1.0, P. Williams 1.0.
TEAM 45.0, OPPONENTS 43.0.

FUM/LOST: Peterson 9/4, Jackson 5/3, Frerotte 4/1, Taylor 2/2, Allison 2/0, Wade 2/0, Gordon 1/1, M. Hicks 1/1, Berrian 1/1, Birk 1/0, Kluwe 1/0, Leber 1/0, Tahi 1/1.

Field Goals	1-19	20-29	30-39	40-49	50+
Longwell	0/0	10/10	7/9	6/9	6/6
VIKINGS	0/0	10/10	7/9	6/9	6/6
Opponents	0/0	10/10	5/8	9/15	2/3

Vikings: (37, 27) (45, 27, 53, 46, 28, 48N) (28, 32) (42, 48RU) (53, 33, 30) (38B, 26) (42, 23) (54, 47WR) (43, 37) (54, 32, 22) (23, 27) (35, 50) (34B) (29) (48, 50)
 Opponents: (42, 33B) (30N, 47) (43) (20, 32, 49) (46B, 35, 53, 46WL) (40) (26, 42B, 48) (47, 40, 52WR) (39, 26, 29, 26, 46WR) (21, 46WL, 38 WL) (25, 23, 39) (-) (22) (51, 30, 42, 20, 48WR)

RUSHING	Att.	Yds	Avg	Long	TD
Peterson	363	1760	4.8	67t	10
Taylor	101	399	4.0	21t	4
Jackson	26	145	5.6	29	0
Berrian	4	26	6.5	14	0
Frerotte	19	7	0.4	5	1
Dugan	4	7	1.8	2	0
Allison	1	1	1.0	1	0
Kluwe	1	-7	-7.0	-7	0
VIKINGS	519	2338	4.5	67t	15
Opponents	371	1230	3.3	57	10

RECEIVING	No.	Yds	Avg	Long	TD
Wade	53	645	12.2	59t	2
Berrian	48	964	20.1	99t	7
Taylor	45	399	8.9	47t	2
Shiancoe	42	596	14.2	40	7
Peterson	21	125	6.0	16	0
Tahi	16	37	2.3	7	0
Rice	15	141	9.4	23t	4
Allison	10	109	10.9	21	0
Kleinsasser	6	92	15.3	34	0
Mills	5	65	13.0	23	0
Ferguson	3	25	8.3	9	0
Dugan	2	12	6.0	9	0
Tapeh	1	7	7.0	7	0
VIKINGS	267	3217	12.0	99t	22
Opponents	324	3753	11.6	75	15

INTERCEPTIONS	No.	Yds	Avg	Long	TD
Leber	2	29	14.5	28	0
Sapp	2	13	6.5	14	0
Winfield	2	5	2.5	4	0
M. Williams	2	-1	-0.5	0	0
Sharper	1	12	12.0	12	0
Gordon	1	0	0.0	0	0
Johnson	1	0	0.0	0	0
Griffin	1	-2	-2.0	-2	0
VIKINGS	12	56	4.7	28	0
Opponents	17	329	19.4	59t	2

OPP. FUMBLE RECOVERIES	No.	Yds	Avg	Long	TD
Leber	4	10	2.5	10	0
Winfield	2	28	14.0	19t	1
Sharper	2	20	10.0	20	0
Harris	1	27	27.0	27t	1
Johnson	1	7	7.0	7	0
E.J. Henderson	1	0	0.0	0	0
Thomas	1	0	0.0	0	0
P. Williams	1	0	0.0	0	0
VIKINGS	13	92	7.1	27t	2
Opponents	10	10	1.0	4	1

PUNTING	No.	Yds	Avg	Net	TB	In20	Lg	B
Kluwe	73	3473	47.6	35.0	13	23	62	1
VIKINGS	73	3473	46.9	35.0	13	23	62	1
Opponents	80	3481	43.5	39.1	4	29	66	0

PUNT RETURNS	No.	FC	Yds	Avg	Long	TD
Berrian	7	5	114	16.3	82t	1
Gordon	15	11	66	4.4	20	0
Allison	9	4	58	6.4	27	0
Wade	3	3	35	11.7	20	0
VIKINGS	34	23	273	8.0	82t	1
Opponents	42	8	624	14.9	76t	4

KICKOFF RETURNS	No.	Yds	Avg	Long	TD
M. Hicks	29	690	23.8	38	0
Taylor	10	234	23.4	37	0
Reynaud	8	201	25.1	49	0
Allison	6	100	16.7	22	0
Gordon	2	61	30.5	42	0
Kleinsasser	3	36	12.0	14	0
Tahi	2	31	15.5	20	0
Peterson	1	16	16.0	16	0
VIKINGS	61	1369	22.4	49	0
Opponents	78	1830	23.5	58	0

PASSING	Att.	Cmp.	Yards	Pct.	Yd/Att	TD	TD%	Int.	Int%	Lg	Sk/Lst	Rating
Frerotte	301	178	2157	59.1	7.17	12	4.0	15	5.0	99t	29/164	73.7
Jackson	149	88	1056	59.1	7.09	9	6.0	2	1.3	59t	14/97	95.4
Taylor	1	1	4	100.0	4.00	1	100.0	0	0.0	4t	0/0	122.9
Rice	1	0	0	0.0	0.0	0	0.0	0	0.0	0	0/0	39.6
VIKINGS	452	267	3217	59.1	7.12	22	4.9	17	3.8	99t	43/261	81.5
Opponents	530	324	3753	61.1	7.08	15	2.8	12	2.3	75	45/304	82.5

2008 REGULAR SEASON DEFENSIVE STATISTICS

TACKLES

NAME	UA	A	T	SK	INT	PD	TFL	FF	FR	H
Greenway, Chad.....	103	47	150	5.5	0	8	8	3	0	11
Griffin, Cedric.....	77	23	100	0.0	1	13	3	3	0	0
Winfield, Antoine.....	74	22	96	2.0	2	14	9	4	2	2
Leber, Ben.....	60	28	88	1.5	2	12	1	1	4	11
Williams, Kevin.....	62	22	84	8.5	0	5	7	1	0	52
Sharper, Darren.....	59	19	78	0.0	1	5	1	1	2	0
Allen, Jared.....	59	16	75	14.5	0	3	9	3	0	52
Edwards, Ray.....	51	12	63	5.0	0	5	10	1	0	42
Williams, Pat.....	37	24	61	1.0	0	3	4	0	1	5
Williams, Madieu.....	34	11	45	0.0	2	3	0	0	0	1
Harris, Napoleon.....	25	14	39	1.0	0	0	2	0	1	2
Henderson, E.J.....	31	8	39	1.0	0	2	3	1	1	2
Johnson, Tyrell.....	19	10	29	0.0	1	4	0	0	1	1
Sapp, Benny.....	12	10	22	0.0	2	4	0	0	0	0
Robison, Brian.....	12	8	20	2.5	0	1	3	1	0	19
Evans, Fred.....	8	9	17	0.0	0	0	1	0	0	16
Gordon, Charles.....	14	2	16	0.0	1	3	2	1	0	1
Herron, David.....	5	3	8	0.0	0	0	0	0	0	1
Wyms, Ellis.....	4	2	6	2.5	0	1	0	1	0	7
Kennedy, Jimmy.....	2	2	4	0.0	0	0	0	0	0	0
McCauley, Marcus.....	3	1	4	0.0	0	0	0	0	0	0
Ciurciu, Vinny.....	3	0	3	0.0	0	0	0	0	0	0
Henderson, Erin.....	3	0	3	0.0	0	0	0	0	0	0
Grigsby, Otis.....	1	1	2	0.0	0	0	0	0	0	3
MISCELLANEOUS.....										
Shiancoe, Visanthe.....	4	0	4							
Peterson, Adrian.....	4	0	4							
Birk, Matt.....	3	0	3							
Taylor, Chester.....	2	0	2							
Frerotte, Gus.....	2	0	2							
Berrian, Bernard.....	2	0	2							
Kleinsasser, Jim.....	1	0	1							
Allison, Aundrae.....	1	0	1							
Cook, Ryan.....	1	0	1							
Hutchinson, Steve.....	1	0	1							
TOTALS	779	294	1073	45.0	12	86	63	21	12	228

INTERCEPTIONS

NAME	INT-YDS
Ben Leber.....	2-29
Benny Sapp.....	2-13
Antoine Winfield.....	2-5
Madieu Williams.....	2--1
Darren Sharper.....	1-12
Tyrell Johnson.....	1-0
Charles Gordon.....	1-0
Cedric Griffin.....	1--2
Totals	12-56

PASSES DEFENSED

NAME	PD
Antoine Winfield.....	14
Cedric Griffin.....	13
Ben Leber.....	12
Chad Greenway.....	8
Ray Edwards.....	5
Kevin Williams.....	5
Darren Sharper.....	5
Tyrell Johnson.....	4
Benny Sapp.....	4
Jared Allen.....	3
Charles Gordon.....	3
Pat Williams.....	3
Madieu Williams.....	3
E.J. Henderson.....	2
Ellis Wyms.....	1
Brian Robison.....	1
Totals	86

QUARTERBACK HURRIES

NAME	H
Jared Allen.....	52
Kevin Williams.....	52
Ray Edwards.....	42
Brian Robison.....	19
Fred Evans.....	16
Ben Leber.....	11
Chad Greenway.....	11
Ellis Wyms.....	7
Pat Williams.....	5
Otis Grigsby.....	3
E.J. Henderson.....	2
Napoleon Harris.....	2
Antoine Winfield.....	2
Madieu Williams.....	1
David Herron.....	1
Charles Gordon.....	1
Tyrell Johnson.....	1
Totals	228

TACKLES FOR LOSS

NAME	TFL
Ray Edwards.....	10
Jared Allen.....	9
Antoine Winfield.....	9
Chad Greenway.....	8
Kevin Williams.....	7
Pat Williams.....	4
E.J. Henderson.....	3
Cedric Griffin.....	3
Brian Robison.....	3
Charles Gordon.....	2
Napoleon Harris.....	2
Ben Leber.....	1
Darren Sharper.....	1
Fred Evans.....	1
Totals	63

SACKS

NAME	SKS
Jared Allen.....	14.5
Kevin Williams.....	8.5
Chad Greenway.....	5.5
Ray Edwards.....	5.0
Ellis Wyms.....	2.5
Brian Robison.....	2.5
Antoine Winfield.....	2.0
Ben Leber.....	1.5
Napoleon Harris.....	1.0
Pat Williams.....	1.0
E.J. Henderson.....	1.0
Totals	45.0

SPECIAL TEAMS TACKLES

NAME	UA	A	T	FF/FR	BK
Abdullah, Husain.....	12	12	24	0/0	0
Frampton, Eric.....	14	7	21	0/0	0
Hicks, Maurice.....	5	7	12	0/0	0
Henderson, Erin.....	6	5	11	1/0	0
Ciurciu, Vinny.....	5	3	8	0/0	0
Sapp, Benny.....	5	3	8	0/0	0
Herron, David.....	5	2	7	0/0	0
Griffin, Cedric.....	4	3	7	1/0	0
Gordon, Charles.....	5	1	6	0/0	0
Winfield, Antoine.....	5	1	6	0/0	0
Johnson, Tyrell.....	3	3	6	0/0	0
Tahi, Naufahu.....	4	1	5	0/1	0
Loeffler, Cullen.....	2	3	5	0/0	0
Reynaud, Darius.....	3	1	4	0/0	0
Ferguson, Robert.....	2	1	3	0/0	0
Thomas, Dontarrious.....	2	1	3	0/0	0
Mills, Garrett.....	2	0	2	0/0	0
Sharper, Darren.....	2	0	2	0/0	0
Greenway, Chad.....	1	1	2	0/0	0
Leber, Ben.....	1	1	2	0/0	0
McCauley, Marcus.....	1	1	2	0/0	0
Alexander, Rufus.....	1	0	1	0/0	0
Williams, Kevin.....	0	0	0	0/0	2
Williams, Pat.....	0	0	0	0/0	1
Totals	90	57	147	2/1	3

VIKINGS 2008 POSTSEASON STATISTICS

WON 0, LOST 1

1/4/09 L 26-14 Philadelphia 61,746 (SO)

	Minn.	Opp.
Total First Downs	16	15
Rushing	5	2
Passing	9	13
Penalty	2	0
3rd Down: Made/Att	8/18	5/14
3rd Down Pct.	44.4%	35.7%
4th Down: Made/Att	0/0	0/0
4th Down Pct.	0.0%	0.0%
Possession Avg.	32:06	27:54
Total Net Yards	301	350
Avg. Per Game	301.0	350.0
Total Plays	70	60
Avg. Per Play	4.3	5.8
Net Yards Rushing	148	67
Avg. Per Game	148.0	67.0
Total Rushes	34	23
Net Yards Passing	153	283
Avg. Per Game	153.0	283.0
Sacked/Yards Lost	1/11	3/17
Gross Yards	164	300
Attempts/Completions	35/15	34/23
Completion Pct.	42.9%	67.6%
Had Intercepted	1	1
Punts/Average	8/45.3	4/44.3
Net Punting Avg.	31.6	44.0
Penalties/Yards	4/25	7/55
Fumbles/Ball Lost	2/1	1/1
Touchdowns	2	2
Rushing	2	0
Passing	0	1
Returns	0	1

Score by Periods	1	2	3	4	OT	T
VIKINGS	0	14	0	0	0	14
Opponents	6	10	0	10	0	26

Scoring	Ru	Re	Rt	1 pt.	2 pt.	FG	S	T
Peterson	2	0	0	-	-	-	-	12
Longwell	0	0	0	2/2	-	-	-	2
VIKINGS	2	0	0	2/2	-	-	-	14
Opponents	0	1	1	2/2	-	4/4	-	26

SACKS: Allen, 2.0, Harris 1.0.
TEAM 3.0, OPPONENTS 1.0.

FUM/LOST: Birk 1/1, Jackson 1/0.

Field Goals	1-19	20-29	30-39	40-49	50+
-	0/0	0/0	0/0	0/0	0/0
VIKINGS	0/0	0/0	0/0	0/0	0/0
Opponents	0/0	0/0	1/1	2/2	1/1

Vikings: (-)
Opponents: (43, 51, 31, 45)

RUSHING	Att.	Yds	Avg	Long	TD
Peterson	20	83	4.2	40t	2
Taylor	12	48	4.0	11	0
Jackson	2	17	8.5	17	0
VIKINGS	34	148	4.4	40t	2
Opponents	23	67	2.9	27	0

RECEIVING	No.	Yds	Avg	Long	TD
Taylor	5	36	7.2	10	0
Wade	3	24	8.0	11	0
Berrian	2	36	18.0	27	0
Kleinsasser	2	34	17.0	17	0
Rice	2	27	13.5	14	0
Shiancoe	1	7	7.0	7	0
VIKINGS	15	164	10.9	27	0
Opponents	23	300	13.0	71t	1

INTERCEPTIONS	No.	Yds	Avg	Long	TD
Griffin	1	0	0.0	0	0
VIKINGS	1	0	0.0	0	0
Opponents	1	44	44.0	44t	1

OPP. FUMBLE RECOVERIES	No.	Yds	Avg	Long	TD
Evans	1	0	0.0	0	0
VIKINGS	1	0	0.0	0	0
Opponents	1	0	0.0	0	0

PUNTING	No.	Yds	Avg	Net	TB	In20	Lg	B
Kluwe	8	362	45.3	31.6	0	2	60	0
VIKINGS	8	362	45.3	31.6	0	2	60	0
Opponents	4	177	44.3	33.0	0	4	58	0

PUNT RETURNS	No.	FC	Yds	Avg	Long	TD
Berrian	1	0	1	1.0	1	0
Wade	0	1	0	0.0	0	0
VIKINGS	1	1	1	1.0	1	1
Opponents	5	0	109	21.8	62	0

KICKOFF RETURNS	No.	Yds	Avg	Long	TD
M. Hicks	6	133	22.2	26	0
Peterson	1	20	20.0	20	0
VIKINGS	7	153	21.9	26	0
Opponents	3	47	15.7	19	0

PASSING	Att.	Cmp.	Yards	Pct.	Yd/Att	TD	TD%	Int.	Int%	Lg	Sk/Lst	Rating
Jackson	35	15	164	42.9	4.69	0	0.0	1	2.9	27	1/11	45.4
VIKINGS	35	15	164	42.9	4.69	0	0.0	1	2.9	27	1/11	45.4
Opponents	34	23	300	67.6	8.82	1	2.9	1	2.9	71t	3/17	92.8

2008 POSTSEASON DEFENSIVE STATISTICS

TACKLES

NAME	UA	A	T	SK	INT	PD	TFL	FF	FR	H
Greenway, Chad.....	9	1	10	0.0	0	1	1	0	0	1
Allen, Jared.....	6	1	7	2.0	0	1	2	1	0	1
Winfield, Antoine.....	6	1	7	0.0	0	1	0	0	0	0
Williams, Kevin.....	3	3	6	0.0	0	0	0	0	0	2
Leber, Ben.....	5	1	6	0.0	0	0	1	0	0	1
Williams, Madieu.....	4	1	5	0.0	0	0	0	0	0	0
Johnson, Tyrell.....	4	1	5	0.0	0	0	0	0	0	0
Evans, Fred.....	1	3	4	0.0	0	0	0	0	1	1
Griffin, Cedric.....	4	0	4	0.0	1	2	0	0	0	0
Wyms, Ellis.....	2	1	3	0.0	0	0	0	0	0	2
Sapp, Benny.....	3	0	3	0.0	0	0	0	0	0	0
Robison, Brian.....	2	0	2	0.0	0	0	1	0	0	7
Harris, Napoleon.....	1	0	1	1.0	0	0	0	0	0	1
Sharper, Darren.....	1	0	1	0.0	0	0	0	0	0	0
MISCELLANEOUS										
Jackson, Tarvaris.....	1	0	1							
TOTALS	52	13	65	3.0	1	5	5	1	1	16

TACKLES FOR LOSS

NAME	TFL
Jared Allen.....	2
Chad Greenway.....	1
Ben Leber.....	1
Brian Robison.....	1
Totals	5

SACKS

NAME	SKS
Jared Allen.....	2.0
Napoleon Harris.....	1.0
Totals	3.0

PASSES DEFENSED

NAME	PD
Cedric Griffin.....	2
Jared Allen.....	1
Chad Greenway.....	1
Antoine Winfield.....	1
Totals	5

INTERCEPTIONS

NAME	INT-YDS
Cedric Griffin.....	1-0
Totals	1-0

QUARTERBACK HURRIES

NAME	H
Brian Robison.....	7
Kevin Williams.....	2
Ellis Wyms.....	2
Jared Allen.....	1
Fred Evans.....	1
Chad Greenway.....	1
Napoleon Harris.....	1
Ben Leber.....	1
Totals	16

SPECIAL TEAMS TACKLES

NAME	UA	A	T	FF/FR	BK
Sapp, Benny.....	2	0	2	0/0	0
Abdullah, Husain.....	1	0	1	0/0	0
Ciurciu, Vinny.....	1	0	1	0/0	0
Frampton, Eric.....	1	0	1	0/0	0
Greenway, Chad.....	1	0	1	0/0	0
McCaughey, Marcus.....	1	0	1	0/0	0
Totals	7	0	7	0/0	0

MINNESOTA VIKINGS 2008 ALPHABETICAL ROSTER

Updated: January 16, 2009

No.	Name	Pos	Ht	Wt	Age	Birthdate	Exp	College	HS Hometown	Acquired	2008 Participation			
											G	S	DNP	IA
39	Abdullah, Husain	S	6-0	204	23	7/27/85	R	Washington State	Pomona, CA	FA '08	17	0	0	0
69	Allen, Jared	DE	6-6	270	26	4/3/82	5	Idaho State	Los Gatos, CA	T (KC) '08	17	17	0	0
84	Allison, Aundrae	WR	6-0	198	24	6/25/84	2	East Carolina	Kannapolis, NC	D5 '07	16	0	0	1
87	Berrian, Bernard	WR	6-1	185	28	12/27/80	5	Fresno State	Winton, CA	UFA (Chi) '08	17	14	0	0
78	Birk, Matt	C	6-4	309	32	7/23/76	11	Harvard	St. Paul, MN	D6 '98	17	17	0	0
4	Booty, John David	QB	6-3	213	23	1/3/85	R	Southern California	Shreveport, LA	D5a '08	0	0	1	16
54	Ciurciu, Vinny	LB	6-0	235	28	5/2/80	6	Boston College	Paramus, NJ	UFA (Car) '07	15	1	0	2
62	Cook, Ryan	T	6-6	328	25	5/8/83	3	New Mexico	Albuquerque, NM	D2b '06	17	15	0	0
83	Dugan, Jeff	FB	6-4	258	27	4/8/81	5	Maryland	Pittsburgh, PA	D7 '04	10	3	0	7
91	Edwards, Ray	DE	6-5	268	24	1/1/85	3	Purdue	Cincinnati, OH	D4 '06	15	15	0	2
90	Evans, Fred	DT	6-4	305	25	11/6/83	3	Texas St.-San Marcos	Morgan Park, IL	FA '07	17	3	0	0
37	Frampton, Eric	S	5-11	205	24	2/6/84	2	Washington State	San Jose, CA	W (Det) '07	17	0	0	0
12	Frerotte, Gus	QB	6-3	233	37	7/31/71	15	Tulsa	Ford City, PA	FA '08	11	11	5	1
52	Greenway, Chad	LB	6-2	242	26	1/12/83	3	Iowa	Mt. Vernon, SD	D1 '06	17	16	0	0
23	Griffin, Cedric	CB	6-0	203	26	11/1/82	3	Texas	San Antonio, TX	D2a '06	17	16	0	0
73	Grigsby, Otis	DE	6-3	260	28	11/19/80	2	Kentucky	Converse, TX	PS (Car) '07	9	1	0	8
98	Guion, Letroy	DT	6-4	303	21	6/21/87	R	Florida State	Starke, FL	D5b '08	2	0	0	15
99	Harris, Napoleon	LB	6-2	255	29	2/25/79	7	Northwestern	Harvey, IL	FA '08	11	5	0	0
50	Henderson, Erin	LB	6-3	244	22	7/1/86	R	Maryland	Aberdeen, MD	FA '08	11	0	0	5
64	Herrera, Anthony	G	6-2	315	28	6/14/80	5	Tennessee	Naples, FL	FA '04	17	7	0	0
58	Herron, David	LB	6-1	239	24	6/17/84	1	Michigan State	Warren, OH	FA '07	15	3	0	2
79	Hicks, Artis	G	6-4	335	30	11/28/78	7	Memphis	Jackson, TN	T (Phi) '06	13	6	1	3
43	Hicks, Maurice	RB	5-11	205	30	7/22/78	5	North Carolina A&T	Emporia, VA	UFA (SF) '08	12	0	0	5
76	Hutchinson, Steve	G	6-5	313	31	11/1/77	8	Michigan	Ft. Lauderdale, FL	RFA (Sea) '06	17	17	0	0
7	Jackson, Tarvaris	QB	6-2	225	25	4/21/83	3	Alabama State	Montgomery, AL	D2c '06	10	6	7	0
72	Johnson, Marcus	T	6-6	321	27	12/1/81	4	Mississippi	Coffeetown, MS	D2 '05	7	0	0	10
25	Johnson, Tyrell	S	6-0	207	23	5/19/85	R	Arkansas State	Rison, AR	D2 '08	17	7	0	0
71	Kennedy, Jimmy	DT	6-5	320	30	1/15/79	6	Penn State	Yonkers, NY	FA (Jac) '08	3	0	0	2
40	Kleinsasser, Jim	TE	6-3	272	31	1/31/77	10	North Dakota	Carrington, ND	D2 '99	17	12	0	0
5	Kluwe, Chris	P	6-4	215	27	12/24/81	4	UCLA	Los Alamitos, CA	W (Sea) '05	17	0	0	0
51	Leber, Ben	LB	6-3	244	30	12/7/78	7	Kansas State	Vermillion, SD	UFA (SD) '06	17	16	0	0
46	Loeffler, Cullen	LS	6-5	241	27	1/27/81	5	Texas	Ingram, TX	FA '04	17	0	0	0
8	Longwell, Ryan	K	6-0	200	34	8/16/74	12	California	Bend, OR	UFA (GB) '06	17	0	0	0
21	McCauley, Marcus	CB	6-1	203	25	9/3/83	2	Fresno State	Sacramento, CA	D3 '07	11	1	0	6
74	McKinnie, Bryant	T	6-8	335	29	9/23/79	7	Miami	Woodbury, NJ	D1 '02	13	13	0	0
45	Mills, Garrett	TE	6-1	235	25	10/12/83	3	Tulsa	Jenks, OK	W (NE) '07	8	0	0	9
28	Peterson, Adrian	RB	6-1	217	23	3/21/85	2	Oklahoma	Palestine, TX	D1 '07	17	16	0	0
82	Reynaud, Darius	WR	5-9	201	23	12/29/85	R	West Virginia	Boutte, LA	FA '08	3	0	0	4
18	Rice, Sidney	WR	6-4	202	22	9/1/86	2	South Carolina	Gaffney, SC	D2 '07	14	3	0	3
96	Robison, Brian	DE	6-3	259	25	4/27/83	2	Texas	Splendora, TX	D4 '07	16	1	0	1
22	Sapp, Benny	CB	5-9	190	27	1/20/81	5	Northern Iowa	Ft. Lauderdale, FL	UFA (KC) '08	15	5	0	2
42	Sharper, Darren	S	6-2	210	33	11/3/75	12	William & Mary	Richmond, VA	FA '05	17	17	0	0
81	Shiancoe, Visanthe	TE	6-4	250	28	6/18/80	6	Morgan State	Laurel, MD	UFA (NYG) '07	17	16	0	0
65	Sullivan, John	C	6-4	301	23	8/8/85	R	Notre Dame	Old Greenwich, CT	D6a '08	17	0	0	0
38	Tahi, Naufahu	FB	6-0	254	27	10/30/81	3	BYU	West Valley City, UT	PS (Cin) '06	17	5	0	0
29	Taylor, Chester	RB	5-11	213	29	9/22/79	7	Toledo	River Rouge, MI	UFA (Balt) '06	17	1	0	0
55	Thomas, Dontarrious	LB	6-2	241	28	9/2/80	5	Auburn	Perry, GA	D2 '04	4	0	0	7
19	Wade, Bobby	WR	5-10	186	27	2/25/81	6	Arizona	Phoenix, AZ	UFA (Tenn) '07	17	14	0	0
93	Williams, Kevin	DT	6-5	311	28	8/16/80	6	Oklahoma State	Fordyce, AR	D1 '03	17	17	0	0
20	Williams, Madieu	S	6-1	203	27	10/18/81	5	Maryland	Lanham, MD	UFA (Cin) '08	10	10	0	7
94	Williams, Pat	DT	6-3	317	36	10/24/72	12	Texas A&M	Monroe, LA	UFA (Buf) '05	14	14	0	3
26	Winfield, Antoine	CB	5-9	180	31	6/24/77	10	Ohio State	Akron, OH	UFA (Buf) '04	17	17	0	0
97	Wyms, Ellis	DT	6-3	290	29	4/12/79	8	Mississippi State	Indianola, MS	UFA (Sea) '08	17	0	0	0

PRACTICE SQUAD

61	Burnett, Martail	DE	6-3	262	24	1/10/85	R	Utah	Los Angeles, CA	FA '08	0	0	0	0
75	Clark, Chris	T	6-5	315	23	10/1/85	R	Southern Mississippi	New Orleans, LA	FA '08	0	0	0	0
63	Daniels, Brian	G	6-4	303	24	10/31/84	1	Colorado	Denver, CO	FA '07	0	0	0	0
11	Johnson, Jaymar	WR	6-0	176	24	7/10/84	R	Jackson State	Gary, IN	D6b '08	0	0	0	0
27	Roberson, Derrick	CB	5-10	182	23	3/12/85	R	Rutgers	Ft. Lauderdale, FL	FA '08	0	0	0	0
31	Rogers, Roderick	S	6-2	187	24	9/7/84	2	Wisconsin	Stone Mountain, GA	FA (Den) '08	0	0	0	0
24	Walker, Marcus	CB	5-11	191	22	5/23/86	R	Oklahoma	Waco, TX	FA '08	0	0	0	0
34	Young, Albert	RB	5-10	209	23	2/25/85	R	Iowa	Moorestown, NJ	FA '08	0	0	0	0

INJURED RESERVE

71	Allen, Kenderick	DT	6-5	328	30	9/14/78	5	Louisiana State	Bogalusa, LA	FA '08	0	0	0	0
27	Boulware, Michae	S	6-3	220	27	9/17/81	5	Florida State	Columbia, SC	UFA (Hou) '08	0	0	0	0
59	Farwell, Heath	LB	6-0	235	27	12/31/81	4	San Diego State	Corona, CA	FA '05	0	0	0	0
41	Gordon, Charles	CB	5-11	180	24	7/18/84	3	Kansas	Santa Monica, CA	FA '06	9	2	0	0
56	Henderson, E.J.	LB	6-1	245	28	8/3/80	6	Maryland	Aberdeen, MD	D2 '03	4	3	0	0
92	Mitchell, Jayme	DE	6-6	285	24	3/15/84	3	Mississippi	Jackson, MS	FA '06	0	0	0	0
60	Radovich, Drew	T	6-5	305	23	6/20/85	R	Southern California	Mission Viejo, CA	FA '08	0	0	0	6

RESERVE/NON-FOOTBALL ILLNESS

95	Udeze, Kenechi	DE	6-3	281	25	3/5/83	5	Southern California	Los Angeles, CA	D1 '04	0	0	0	0
----	----------------	----	-----	-----	----	--------	---	---------------------	-----------------	--------	---	---	---	---

2008 MINNESOTA VIKINGS COACHING STAFF

Head Coach: Brad Childress

Assistants: Leslie Frazier (Assistant Head Coach/Defensive Coordinator), Darrell Bevell (Offensive Coordinator), Paul Ferraro (Special Teams Coordinator), Juney Barnett (Assistant Strength and Conditioning), Eric Bieniemy (Running Backs), Brendan Daly (Defensive Assistant/Defensive Line), Karl Dunbar (Defensive Line), Ryan Ficken (Quality Control-Offense/Running Backs), Jim Hueber (Assistant Offensive Line), Jeff Imamura (Quality Control-Defense/Linebackers), Jimmie Johnson (Tight Ends), Tom Kanavy (Strength and Conditioning), Derek Mason (Assistant Defensive Backs), Pat Morris (Offensive Line), Brian Murphy (Assistant Special Teams), Chad O'Shea (Offensive Assistant/Wide Receivers), Fred Pagac (Linebackers), Kevin Rogers (Quarterbacks), Ryan Silverfield (Offensive/Defensive Assistant), Kevin Stefanski (Assistant to Head Coach), George Stewart (Wide Receivers), Martin Streight (Assistant Strength and Conditioning), Joe Woods (Defensive Backs)

Active Roster Total - 53

MINNESOTA VIKINGS 2008 NUMERICAL ROSTER

Updated: January 16, 2009

No.	Name	Pos	Ht	Wt	Age	Birthdate	Exp	College	HS Hometown	Acquired	2008 Participation			
											G	S	DNP	IA
4	John David Booty	QB	6-3	213	24	1/3/85	R	Southern California	Shreveport, LA	D5a '08	0	0	1	16
5	Chris Kluge	P	6-4	215	27	12/24/81	4	UCLA	Los Alamitos, CA	W (Sea) '05	17	0	0	0
7	Tarvaris Jackson	QB	6-2	225	25	4/21/83	3	Alabama State	Montgomery, AL	D2c '06	10	6	7	0
8	Ryan Longwell	K	6-0	200	34	8/16/74	12	California	Bend, OR	UFA (GB) '06	17	0	0	0
12	Gus Frerotte	QB	6-3	233	37	7/31/71	15	Tulsa	Ford City, PA	FA '08	11	11	5	1
18	Sidney Rice	WR	6-4	202	22	9/1/86	2	South Carolina	Gaffney, SC	D2 '07	14	3	0	3
19	Bobby Wade	WR	5-10	186	27	2/25/81	6	Arizona	Phoenix, AZ	UFA (Tenn) '07	17	14	0	0
20	Madieu Williams	S	6-1	203	27	10/18/81	5	Maryland	Lanham, MD	UFA (Cin) '08	10	10	0	7
21	Marcus McCauley	CB	6-1	203	25	9/3/83	2	Fresno State	Sacramento, CA	D3 '07	11	1	0	6
22	Benny Sapp	CB	5-9	190	27	1/20/81	5	Northern Iowa	Ft. Lauderdale, FL	UFA (KC) '08	15	5	0	2
23	Cedric Griffin	CB	6-0	203	26	11/11/82	3	Texas	San Antonio, TX	D2a '06	17	16	0	0
25	Tyrell Johnson	S	6-0	207	23	5/19/85	R	Arkansas State	Rison, AR	D2 '08	17	7	0	0
26	Antoine Winfield	CB	5-9	180	31	6/24/77	10	Ohio State	Akron, OH	UFA (Buf) '04	17	17	0	0
28	Adrian Peterson	RB	6-1	217	23	3/21/85	2	Oklahoma	Palestine, TX	D1 '07	17	16	0	0
29	Chester Taylor	RB	5-11	213	29	9/22/79	7	Toledo	River Rouge, MI	UFA (Balt) '06	17	1	0	0
37	Eric Frampton	S	5-11	205	24	2/6/84	2	Washington State	San Jose, CA	W (Det) '07	17	0	0	0
38	Naufahu Tah	FB	6-0	254	27	10/30/81	3	BYU	West Valley City, UT	PS (Cin) '06	17	5	0	0
39	Husain Abdullah	S	6-0	204	23	7/27/85	R	Washington State	Pomona, CA	FA '08	17	0	0	0
40	Jim Kleinsasser	TE	6-3	272	31	1/31/77	10	North Dakota	Carrington, ND	D2 '99	17	12	0	0
42	Darren Sharper	S	6-2	210	33	11/3/75	12	William & Mary	Richmond, VA	FA '05	17	17	0	0
43	Maurice Hicks	RB	5-11	205	30	7/22/78	5	North Carolina A&T	Emporia, VA	UFA (SF) '08	12	0	0	5
45	Garrett Mills	TE	6-1	235	25	10/12/83	3	Tulsa	Jenks, OK	W (NE) '07	8	0	0	9
46	Cullen Loeffler	LS	6-5	241	27	1/27/81	5	Texas	Ingram, TX	FA '04	17	0	0	0
50	Erin Henderson	LB	6-3	244	22	7/1/86	R	Maryland	Aberdeen, MD	FA '08	11	0	0	5
51	Ben Leber	LB	6-3	244	30	12/7/78	7	Kansas State	Vermillion, SD	UFA (SD) '06	17	16	0	0
52	Chad Greenway	LB	6-2	242	26	11/12/83	3	Iowa	Mt. Vernon, SD	D1 '06	17	16	0	0
54	Vinny Ciurciu	LB	6-0	235	28	5/2/80	6	Boston College	Paramus, NJ	UFA (Car) '07	15	1	0	2
55	Dontarrious Thomas	LB	6-2	241	28	9/2/80	5	Auburn	Perry, GA	D2 '04	4	0	0	7
58	David Herron	LB	6-1	239	24	6/17/84	1	Michigan State	Warren, OH	FA '07	15	3	0	2
62	Ryan Cook	T	6-6	328	25	5/8/83	3	New Mexico	Albuquerque, NM	D2b '06	17	15	0	0
64	Anthony Herrera	G	6-2	315	28	6/14/80	5	Tennessee	Naples, FL	FA '04	17	7	0	0
65	Husan Sullivan	C	6-4	301	23	8/8/85	R	Notre Dame	Old Greenwich, CT	D6a '08	17	0	0	0
69	Jared Allen	DE	6-6	270	26	4/3/82	5	Idaho State	Los Gatos, CA	T (KC) '08	17	17	0	0
71	Jimmy Kennedy	DT	6-5	320	30	1/15/79	6	Penn State	Yonkers, NY	FA (Jac) '08	3	0	0	2
72	Marcus Johnson	T	6-6	321	27	12/1/81	4	Mississippi	Coffeerville, MS	D2 '05	7	0	0	10
73	Otis Grigsby	DE	6-3	260	28	11/19/80	2	Kentucky	Converse, TX	PS (Car) '07	9	1	0	8
74	Bryant McKinnie	T	6-8	335	29	9/23/79	7	Miami	Woodbury, NJ	D1 '02	13	13	0	0
76	Steve Hutchinson	G	6-5	313	31	11/1/77	8	Michigan	Ft. Lauderdale, FL	RFA (Sea) '06	17	17	0	0
78	Matt Birk	C	6-4	309	32	7/23/76	11	Harvard	St. Paul, MN	D6 '98	17	17	0	0
79	Artis Hicks	G	6-4	335	30	11/28/78	7	Memphis	Jackson, TN	T (Phi) '06	13	6	1	3
81	Visanthe Shiancoe	TE	6-4	250	28	6/18/80	6	Morgan State	Laurel, MD	UFA (NYG) '07	17	16	0	0
82	Darius Reynaud	WR	5-9	201	23	12/29/85	R	West Virginia	Boutte, LA	FA '08	3	0	0	4
83	Jeff Dugan	FB	6-4	258	27	4/8/81	5	Maryland	Pittsburgh, PA	D7 '04	10	3	0	7
84	Aundrae Allison	WR	6-0	198	24	6/25/84	2	East Carolina	Kannapolis, NC	D5 '07	16	0	0	1
87	Bernard Berrian	WR	6-1	185	28	12/27/80	5	Fresno State	Winton, CA	UFA (Chi) '08	17	14	0	0
90	Fred Evans	DT	6-4	305	25	11/6/83	3	Texas St.-San Marcos	Morgan Park, IL	FA '07	17	3	0	0
91	Ray Edwards	DE	6-5	268	24	1/1/85	3	Purdue	Cincinnati, OH	D4 '06	15	15	0	2
93	Kevin Williams	DT	6-5	311	28	8/16/80	6	Oklahoma State	Fordyce, AR	D1 '03	17	17	0	0
94	Pat Williams	DT	6-3	317	36	10/24/72	12	Texas A&M	Monroe, LA	UFA (Buf) '05	14	14	0	3
96	Brian Robison	DE	6-3	259	25	4/27/83	2	Texas	Splendora, TX	D4 '07	16	1	0	1
97	Ellis Wyms	DT	6-3	290	29	4/12/79	8	Mississippi State	Indianola, MS	UFA (Sea) '08	17	0	0	0
98	Letroy Guion	DT	6-4	303	21	6/21/87	R	Florida State	Starke, FL	D5b '08	2	0	0	15
99	Napoleon Harris	LB	6-2	255	29	2/25/79	7	Northwestern	Harvey, IL	FA '08	11	5	0	0

PRACTICE SQUAD

11	Jaymar Johnson	WR	6-0	176	24	7/10/84	R	Jackson State	Gary, IN	D6b '08	0	0	0	0
24	Marcus Walker	CB	5-11	191	22	5/23/86	R	Oklahoma	Waco, TX	FA '08	0	0	0	0
27	Derrick Roberson	CB	5-10	182	23	3/12/85	R	Rutgers	Ft. Lauderdale, FL	FA '08	0	0	0	0
31	Roderick Rogers	S	6-2	187	24	9/7/84	2	Wisconsin	Stone Mountain, GA	FA (Den) '08	0	0	0	0
34	Albert Young	RB	5-10	209	23	2/25/85	R	Iowa	Moorestown, NJ	FA '08	0	0	0	0
61	Martail Burnett	DE	6-3	262	24	1/10/85	R	Utah	Los Angeles, CA	FA '08	0	0	0	0
63	Brian Daniels	G	6-4	303	24	10/31/84	1	Colorado	Denver, CO	FA '07	0	0	0	0
75	Chris Clark	T	6-5	315	23	10/1/85	R	Southern Mississippi	New Orleans, LA	FA '08	0	0	0	0

INJURED RESERVE

27	Michael Boulware	S	6-3	220	27	9/17/81	5	Florida State	Columbia, SC	UFA (Hou) '08	0	0	0	0
41	Charles Gordon	CB	5-11	180	24	7/18/84	3	Kansas	Santa Monica, CA	FA '06	9	2	0	0
56	E.J. Henderson	LB	6-1	245	28	8/3/80	6	Maryland	Aberdeen, MD	D2 '03	4	3	0	0
59	Heath Farwell	LB	6-0	235	27	12/31/81	4	San Diego State	Corona, CA	FA '05	0	0	0	0
60	Drew Radovich	T	6-5	305	23	6/20/85	R	Southern California	Mission Viejo, CA	FA '08	0	0	0	6
71	Kenderick Allen	DT	6-5	328	30	9/14/78	5	Louisiana State	Bogalusa, LA	FA '08	0	0	0	0
92	Jayne Mitchell	DE	6-6	285	24	3/15/84	3	Mississippi	Jackson, MS	FA '06	0	0	0	0

RESERVE/NON-FOOTBALL ILLNESS

95	Kenechi Udeze	DE	6-3	281	25	3/5/83	5	Southern California	Los Angeles, CA	D1 '04	0	0	0	0
----	---------------	----	-----	-----	----	--------	---	---------------------	-----------------	--------	---	---	---	---

2008 MINNESOTA VIKINGS COACHING STAFF

Head Coach: Brad Childress

Assistants: Leslie Frazier (Assistant Head Coach/Defensive Coordinator), Darrell Bevell (Offensive Coordinator), Paul Ferraro (Special Teams Coordinator), Juney Barnett (Assistant Strength and Conditioning), Eric Bienenmy (Running Backs), Brendan Daly (Defensive Assistant/Defensive Line), Karl Dunbar (Defensive Line), Ryan Ficken (Quality Control-Offense/Running Backs), Jim Hueber (Assistant Offensive Line), Jeff Imamura (Quality Control-Defense/Linebackers), Jimmie Johnson (Tight Ends), Tom Kanavy (Strength and Conditioning), Derek Mason (Assistant Defensive Backs), Pat Morris (Offensive Line), Brian Murphy (Assistant Special Teams), Chad O'Shea (Offensive Assistant/Wide Receivers), Fred Pagac (Linebackers), Kevin Rogers (Quarterbacks), Ryan Silverfield (Offensive/Defensive Assistant), Kevin Stefanski (Assistant to Head Coach), George Stewart (Wide Receivers), Martin Streight (Assistant Strength and Conditioning), Joe Woods (Defensive Backs)

Active Roster Total - 53

MINNESOTA VIKINGS 2008 ROSTER-BY-POSITION

Updated: January 16, 2009

2008 Participation

OFFENSE (24): Darrell Bevell

Quarterbacks (3): Kevin Rogers/Ryan Silverfield

No.	Name	Pos	Ht	Wt	Age	Birthdate	Exp	College	Hometown	How Acq	G	S	DNP	IA
4	Booty, John David	QB	6-3	213	23	1/3/85	R	Southern California	Shreveport, LA	D5a '08	0	0	1	16
12	Frerotte, Gus	QB	6-3	233	37	7/31/71	15	Tulsa	Ford City, PA	FA '08	11	11	5	1
7	Jackson, Tarvaris	QB	6-2	225	25	4/21/83	3	Alabama State	Montgomery, AL	D2c '06	10	6	7	0

Running Backs (5): Eric Bieniemy/Ryan Ficken

No.	Name	Pos	Ht	Wt	Age	Birthdate	Exp	College	Hometown	How Acq	G	S	DNP	IA
83	Dugan, Jeff	FB	6-4	258	27	4/8/81	5	Maryland	Pittsburgh, PA	D7 '04	10	3	0	7
43	Hicks, Maurice	RB	5-11	205	30	7/22/78	5	North Carolina A&T	Emporia, VA	UFA (SF) '08	12	0	0	5
28	Peterson, Adrian	RB	6-1	217	23	3/21/85	2	Oklahoma	Palestine, TX	D1 '07	17	16	0	0
38	Tahi, Naufahu	FB	6-0	254	27	10/30/81	3	BYU	West Valley City, UT	PS (Cin) '06	17	5	0	0
29	Taylor, Chester	RB	5-11	213	29	9/22/79	7	Toledo	River Rouge, MI	UFA (Balt) '06	17	1	0	0

Wide Receivers (5): George Stewart/Chad O'Shea

No.	Name	Pos	Ht	Wt	Age	Birthdate	Exp	College	Hometown	How Acq	G	S	DNP	IA
84	Allison, Aundrae	WR	6-0	198	24	6/25/84	2	East Carolina	Kannapolis, NC	D5 '07	16	0	0	1
87	Berrian, Bernard	WR	6-1	185	27	12/27/80	5	Fresno State	Winton, CA	UFA (Chi) '08	17	15	0	0
82	Reynaud, Darius	WR	5-9	201	22	12/29/85	R	West Virginia	Boutte, LA	FA '08	3	0	0	4
18	Rice, Sidney	WR	6-4	202	22	9/1/86	2	South Carolina	Gaffney, SC	D2 '07	16	3	0	3
19	Wade, Bobby	WR	5-10	186	27	2/25/81	6	Arizona	Phoenix, AZ	UFA (Tenn) '07	17	14	0	0

Tight Ends (3): Jimmie Johnson

No.	Name	Pos	Ht	Wt	Age	Birthdate	Exp	College	Hometown	How Acq	G	S	DNP	IA
40	Kleinsasser, Jim	TE	6-3	272	31	1/31/77	10	North Dakota	Carrington, ND	D2 '99	17	12	0	0
45	Mills, Garrett	TE	6-1	235	25	10/12/83	3	Tulsa	Jenks, OK	W (NE) '07	8	0	0	9
81	Shiancoe, Visanthe	TE	6-4	250	28	6/18/80	6	Morgan State	Laurel, MD	UFA (NYG) '07	17	16	0	0

Offensive Line (8): Pat Morris/Jim Hueber

No.	Name	Pos	Ht	Wt	Age	Birthdate	Exp	College	Hometown	How Acq	G	S	DNP	IA
78	Birk, Matt	C	6-4	309	32	7/23/76	11	Harvard	St. Paul, MN	D6 '98	17	17	0	0
62	Cook, Ryan	T	6-6	328	25	5/8/83	3	New Mexico	Albuquerque, NM	D2b '06	17	15	0	0
64	Herrera, Anthony	G	6-2	315	28	6/14/80	5	Tennessee	Naples, FL	FA '04	17	17	0	0
79	Hicks, Artis	G	6-4	335	30	11/28/78	7	Memphis	Jackson, TN	T (Phi) '06	13	6	1	3
76	Hutchinson, Steve	G	6-5	313	31	11/1/77	8	Michigan	Ft. Lauderdale, FL	RFA (Sea) '06	17	17	0	0
72	Johnson, Marcus	T	6-6	321	27	12/1/81	4	Mississippi	Coffeeville, MS	D2 '05	7	0	0	10
74	McKinnie, Bryant	T	6-8	335	29	9/23/79	7	Miami	Woodbury, NJ	D1 '02	13	13	0	0
65	Sullivan, John	C	6-4	301	23	8/8/85	R	Notre Dame	Old Greenwich, CT	D6a '08	17	0	0	0

DEFENSE (26): Leslie Frazier

Defensive Line (10): Karl Dunbar/Brendan Daly

No.	Name	Pos	Ht	Wt	Age	Birthdate	Exp	College	Hometown	How Acq	G	S	DNP	IA
69	Allen, Jared	DE	6-6	270	26	4/3/82	5	Idaho State	Los Gatos, CA	T (KC) '08	17	17	0	0
91	Edwards, Ray	DE	6-5	268	23	1/1/85	3	Purdue	Cincinnati, OH	D4 '06	15	15	0	2
90	Evans, Fred	DT	6-4	305	25	11/6/83	3	Texas St.-San Marcos	Morgan Park, IL	FA '07	17	3	0	0
73	Grigsby, Otis	DE	6-3	260	28	11/19/80	2	Kentucky	Converse, TX	PS (Car) '07	9	1	0	8
98	Guion, Letroy	DT	6-4	303	21	6/21/87	R	Florida State	Starke, FL	D5b '08	2	0	0	15
71	Kennedy, Jimmy	DT	6-5	320	29	1/15/79	6	Penn State	Yonkers, NY	FA (Jac) '08	3	0	0	2
96	Robison, Brian	DE	6-3	259	25	4/27/83	2	Texas	Splendora, TX	D4 '07	16	1	0	1
93	Williams, Kevin	DT	6-5	311	28	8/16/80	6	Oklahoma State	Fordyce, AR	D1 '03	17	17	0	0
94	Williams, Pat	DT	6-3	317	36	10/24/72	12	Texas A&M	Monroe, LA	UFA (Buf) '05	14	14	0	3
97	Wyms, Ellis	DT	6-3	290	29	4/12/79	8	Mississippi State	Indianola, MS	UFA (Sea) '08	17	0	0	0

Linebackers (7): Fred Pagac/Jeff Imamura

No.	Name	Pos	Ht	Wt	Age	Birthdate	Exp	College	Hometown	How Acq	G	S	DNP	IA
54	Ciurciu, Vinny	LB	6-0	235	28	5/2/80	6	Boston College	Paramus, NJ	UFA (Car) '07	15	1	0	2
52	Greenway, Chad	LB	6-2	242	25	1/12/83	3	Iowa	Mt. Vernon, SD	D1 '06	17	16	0	0
99	Harris, Napoleon	LB	6-2	255	29	2/25/79	7	Northwestern	Harvey, IL	FA '08	11	5	0	0
50	Henderson, Erin	LB	6-3	244	22	7/1/86	R	Maryland	Aberdeen, MD	FA '08	11	0	0	5
58	Herron, David	LB	6-1	239	24	6/17/84	1	Michigan State	Warren, OH	FA '07	15	3	0	2
51	Leber, Ben	LB	6-3	244	29	12/7/78	7	Kansas State	Vermillion, SD	UFA (SD) '06	17	16	0	0
55	Thomas, Dontarrious	LB	6-2	241	28	9/2/80	5	Auburn	Perry, GA	D2 '04	4	0	0	7

Defensive Backs (9): Joe Woods/Derek Mason

No.	Name	Pos	Ht	Wt	Age	Birthdate	Exp	College	Hometown	How Acq	G	S	DNP	IA
39	Abdullah, Husain	S	6-0	204	23	7/27/85	R	Washington State	Pomona, CA	FA '08	17	0	0	0
37	Frampton, Eric	S	5-11	205	24	2/6/84	2	Washington State	San Jose, CA	W (Det) '07	17	0	0	0
23	Griffin, Cedric	CB	6-0	203	26	11/11/82	3	Texas	San Antonio, TX	D2a '06	17	16	0	0
25	Johnson, Tyrell	S	6-0	207	23	5/19/85	R	Arkansas State	Rison, AR	D2 '08	17	7	0	0
21	McCauley, Marcus	CB	6-1	203	25	9/3/83	2	Fresno State	Sacramento, CA	D3 '07	11	1	0	6
22	Sapp, Benny	CB	5-9	190	27	1/20/81	5	Northern Iowa	Ft. Lauderdale, FL	UFA (KC) '08	15	5	0	2
42	Sharper, Darren	S	6-2	210	33	11/3/75	12	William & Mary	Richmond, VA	FA '05	17	17	0	0
20	Williams, Madiou	S	6-1	203	27	10/18/81	5	Maryland	Lanham, MD	UFA (Cin) '08	10	10	0	7
26	Winfield, Antoine	CB	5-9	180	31	6/24/77	10	Ohio State	Akron, OH	UFA (Buf) '04	17	17	0	0

SPECIAL TEAMS (3): Paul Ferraro

Specialists (3): Paul Ferraro/Brian Murphy

No.	Name	Pos	Ht	Wt	Age	Birthdate	Exp	College	Hometown	How Acq	G	S	DNP	IA
5	Kluwe, Chris	P	6-4	215	26	12/24/81	4	UCLA	Los Alamitos, CA	W (Sea) '05	17	0	0	0
46	Loeffler, Cullen	LS	6-5	241	27	1/27/81	5	Texas	Ingram, TX	FA '04	17	0	0	0
8	Longwell, Ryan	K	6-0	200	34	8/16/74	12	California	Bend, OR	UFA (GB) '06	17	0	0	0

Active Roster Total - 53

MINNESOTA VIKINGS 2008 ROSTER BY EXPERIENCE

Updated: January 16, 2009

15th Year (1)

Gus Frerotte

12th Year (3)

Ryan Longwell
Darren Sharper
Pat Williams

11th Year (1)

Matt Birk

10th Year (2)

Jim Kleinsasser
Antoine Winfield

8th Year (2)

Steve Hutchinson
Ellis Wyms

7th Year (5)

Napoleon Harris
Artis Hicks
Ben Leber
Bryant McKinnie
Chester Taylor

6th Year (4)

Vinny Ciurciu
Jimmy Kennedy
Visanthe Shiancoe
Bobby Wade
Kevin Williams

5th Year (9)

Jared Allen
Bernard Berrian
Jeff Dugan
Anthony Herrera
Maurice Hicks
Cullen Loeffler
Benny Sapp
Dontarrious Thomas
Madiou Williams

4th Year (2)

Marcus Johnson
Chris Kluwe

3rd Year (8)

Ryan Cook
Ray Edwards
Fred Evans
Chad Greenway
Cedric Griffin
Tarvaris Jackson
Garrett Mills
Naufahu Tahii

2nd Year (7)

Aundrae Allison
Eric Frampton
Otis Grigsby
Marcus McCauley
Adrian Peterson
Sidney Rice
Brian Robison

1st Year (1)

David Herron

Rookie (7)

Husain Abdullah
John David Booty
Letroy Guion
Erin Henderson
Tyrell Johnson
Darius Reynaud
John Sullivan

Active Roster Total - 53

MINNESOTA VIKINGS 2008 ROSTER BY ROUND

[Overall Selection In Brackets]

1st Round (7)

[7] Adrian Peterson (07), [7] Bryant McKinnie (02), [9] Kevin Williams (03), [12] Jimmy Kennedy (03-Jac), [17] Chad Greenway (06), [17] Steve Hutchinson (01-Sea.), [23] Napoleon Harris (02), [23] Antoine Winfield (99-Buf.).

2nd Round (11)

[43] Tyrell Johnson (08), [44] Jim Kleinsasser (99), [44] Sidney Rice (07), [48] Cedric Griffin (06), [48] Dontarrious Thomas (04), [49] Marcus Johnson (05), [51] Ryan Cook (06), [56] Madiou Williams (04-Cin.), [60] Darren Sharper (97-GB), [64] Tarvaris Jackson (06).

3rd Round (4)

[71] Ben Leber (02-SD), [72] Marcus McCauley (07), [78] Bernard Berrian (04-Chi.), [91] Visanthe Shiancoe (02-NYG).

4th Round (4)

[102] Brian Robison (07), [106] Garrett Mills (06-NE), [126] Jared Allen (04-KC), [127] Ray Edwards (06).

5th Round (5)

[137] John David Booty (08), [139] Bobby Wade (03-Chi.), [146] Aundrae Allison (07), [152] Letroy Guion (08), [165] Eric Frampton (07-Det.).

6th Round (4)

[173]-Matt Birk (98), [183] Ellis Wyms (01-TB), [187] John Sullivan (08), [207] Chester Taylor (02-Balt.)

7th Round (3)

[197] Gus Frerotte (94-Wash.), [212] Fred Evans (06-Mia.), [220] Jeff Dugan (04)

Undrafted (14)

Ryan Longwell (97-SF), Pat Williams (97-Buf.), Artis Hicks (02-Phi.), Maurice Hicks (02-Chi.), Vinny Ciurciu (03-Car.), Otis Grigsby (03-Mia.), Anthony Herrera (04), Cullen Loeffler (04), Benny Sapp (04-KC), Chris Kluwe (05-Sea), Naufahu Tahii (06-Cin.), David Herron (07), Husain Abdullah (08), Erin Henderson (08), Darius Reynaud (08).

Active Roster Total - 53

MINNESOTA VIKINGS 2008 UNOFFICIAL DEPTH CHART

Updated: January 16, 2009

OFFENSE

WR:	87	Bernard Berrian	82	Darius Reynaud		
LT:	74	Bryant McKinnie	79	Artis Hicks		
LG:	76	Steve Hutchinson	79	Artis Hicks		
C:	78	Matt Birk	65	<u>John Sullivan</u>		
RG	64	Anthony Herrera	79	Artis Hicks		
RT:	79	Artis Hicks	62	Ryan Cook	72	Marcus Johnson
TE:	81	Visanthe Shiancoe	40	Jim Kleinsasser	45	(Garrett Mills)
WR:	19	Bobby Wade	18	Sidney Rice	84	Aundrae Allison
QB:	7	Tarvaris Jackson	12	Gus Frerotte	4	<u>John David Booty</u>
FB:	38	Naufahu Tahi	83	Jeff Dugan		
HB:	28	Adrian Peterson	29	Chester Taylor	43	Maurice Hicks

DEFENSE

LE:	91	Ray Edwards	73	Otis Grigsby		
NT:	90	Fred Evans	71	Jimmy Kennedy	94	(Pat Williams)
UT:	93	Kevin Williams	97	Ellis Wyms	98	<u>Letroy Guion</u>
RE:	69	Jared Allen	96	Brian Robison		
SLB:	52	Chad Greenway	50	<u>Erin Henderson</u>		
MLB:	99	Napoleon Harris	58	David Herron	55	Dontarrious Thomas
WLB:	51	Ben Leber	54	Vinny Ciurciu		
LCB:	26	Antoine Winfield	21	Marcus McCauley		
RCB:	23	Cedric Griffin	22	Benny Sapp		
SS:	42	Darren Sharper	39	<u>Husain Abdullah</u>		
FS:	20	Madiou Williams	25	<u>Tyrell Johnson</u>	37	Eric Frampton

SPECIAL TEAMS

P:	5	Chris Kluwe				
K:	8	Ryan Longwell				
LS:	46	Cullen Loeffler				
H:	5	Chris Kluwe				
KR:	43	Maurice Hicks	82	Darius Reynaud	29	Chester Taylor
PR:	87	Bernard Berrian	19	Bobby Wade	84	Aundrae Allison

Rookie Players Underlined

Injured Players in Parentheses

2008 VIKINGS PRONUNCIATION GUIDE

Husain Abdullah - WHO-sane ab-dul-LA
Bernard Berrian - bare-E-an
Vinny Ciurciu - chur-choo
Jeff Dugan - DOO-gan
Gus Frerotte - FUR-ott
Letroy Guion - LA-troy GUY-on
Otis Grigsby - grigs-BEE
Anthony Herrera - HA-rare-ah
Tarvaris Jackson - ta-VAR-is
Tyrell Johnson - TIE-rell
Jim Kleinsasser - KLINE-sauce-er

Chris Kluwe - CLUE-ee
Ben Leber - LEE-ber
Cullen Loeffler - LEFF-ler
Darius Reynaud - RAY-nod
Brian Robison - ROB-ah-sin
Visanthe Shiancoe - vi-sahn-tay SHANK-oh
Naufahu Tahi - nah-fah-WHO TAH-hee
Madiou Williams - muh-DEE-you
Antoine Winfield - an-TWAN
Ellis Wyms - wims

Coaches

Eric Bieniemy - bee-en-uh-me
Tom Kanavy - ka-NAY-vee
Fred Pagac - PUG-itch

MINNESOTA VIKINGS 2008 PARTICIPATION CHART

Date Opponent	9/8	9/14	9/21	9/28	10/6	10/12	10/19	11/2	11/9	11/16	11/23	11/30	12/7	12/14	12/21	12/28	1/4	2008				Career	
	@ GB	Ind	Car	@ Ten	@ NO	Det	@ Chi	Hou	GB	@ TB	@ Jac	Chi	@ Det	@ Ari	All	NYG	Phi	GP	GS	DNP	IA	GP	GS
Abdullah, Husain	P	P	P	P	P	P	P	P	P	P	P	P	P	P	P	P	P	17	0	0	0	16	0
Alexander, Rufus	N	N	N	PS	PS	PS	PS	PS	PS	PS	PS	PS	N	N	N	N	N	1	0	0	0	1	0
Allen, Jared	S	S	S	S	S	S	S	S	S	S	S	S	S	S	S	S	S	17	17	0	0	77	71
Allen, Kenderick	IR	IR	IR	IR	IR	IR	IR	IR	IR	IR	IR	IR	IR	IR	IR	IR	IR	0	0	0	0	31	3
Allison, Andrew	P	P	P	P	P	P	P	P	P	P	P	P	P	P	P	P	P	16	0	0	1	26	0
Berrian, Bernard	S	S	S	S	P	S	S	S	S	P	S	S	S	S	S	S	S	17	15	0	0	74	46
Birk, Matt	S	S	S	S	S	S	S	S	S	S	S	S	S	S	S	S	S	17	17	0	0	146	123
Booty, John David	I	I	I	I	I	I	I	I	I	I	I	I	I	I	DNP	I	I	0	0	1	16	0	0
Boulware, Michael	IR	IR	IR	IR	IR	IR	IR	IR	IR	IR	IR	IR	IR	IR	IR	IR	IR	0	0	0	0	64	28
Burnett, Martail	N	PS	PS	PS	PS	PS	PS	PS	PS	PS	PS	PS	PS	PS	PS	PS	PS	0	0	0	0	0	0
Ciurciu, Vinny	P	P	P	P	P	P	P	P	P	P	P	P	P	P	P	P	P	15	1	0	2	84	6
Clark, Chris	N	PS	PS	PS	PS	PS	PS	PS	PS	PS	PS	PS	PS	PS	PS	PS	PS	0	0	0	0	0	0
Cook, Ryan	S	S	S	S	S	S	S	S	S	S	S	S	S	S	S	S	S	17	15	0	0	38	32
Daniels, Brian	PS	PS	PS	PS	PS	PS	PS	PS	PS	PS	PS	PS	PS	PS	PS	PS	PS	0	0	0	0	0	0
Douzable, Leger	PS	N	N	N	N	N	N	N	N	N	N	N	N	N	N	N	N	0	0	0	0	0	0
Dugan, Jeff	I	I	I	I	P	I	I	P	P	I	S	P	P	P	P	S	S	10	3	0	7	47	14
Edwards, Ray	S	S	S	I	S	S	S	S	S	S	S	S	S	S	S	S	I	15	15	0	2	42	28
Evans, Fred	P	P	P	P	P	P	P	P	P	P	P	P	P	P	S	S	S	17	3	0	0	28	2
Farwell, Heath	IR	IR	IR	IR	IR	IR	IR	IR	IR	IR	IR	IR	IR	IR	IR	IR	IR	0	0	0	0	39	0
Ferguson, Robert	P	P	P	P	P	P	P	I	I	I	I	P	N	N	N	N	N	8	0	0	4	83	34
Frampton, Eric	P	P	P	P	P	P	P	P	P	P	P	P	P	P	P	P	P	17	0	0	0	30	0
Frerotte, Gus	DNP	DNP	S	S	S	S	S	S	S	S	S	S	S	I	I	DNP	DNP	11	11	5	1	147	93
Gordon, Charles	S	P	P	P	P	P	P	P	S	IR	IR	IR	IR	IR	IR	IR	IR	9	2	0	0	32	5
Greenway, Chad	S	S	S	S	S	S	S	S	S	S	S	S	S	S	S	S	S	17	16	0	0	32	31
Griffin, Cedric	S	S	S	S	S	S	S	S	S	S	S	S	S	S	S	S	S	17	16	0	0	46	38
Grigsby, Otis	P	P	P	S	P	P	I	I	P	I	I	I	P	I	I	I	P	9	1	0	8	16	1
Guion, Letroy	I	I	I	P	I	I	I	I	I	I	I	I	P	I	I	I	I	2	0	0	15	2	0
Harris, Napoleon	N	N	N	N	N	N	N	P	S	P	S	P	P	P	S	S	P	11	5	0	0	100	73
Henderson, E.J.	S	S	S	P	IR	IR	IR	IR	IR	IR	IR	IR	IR	IR	IR	IR	IR	4	3	0	0	79	63
Henderson, Erin	I	I	P	P	P	P	N	P	I	I	P	P	I	P	P	P	P	11	0	0	5	10	0
Herrera, Anthony	S	S	S	S	S	S	S	S	S	S	S	S	S	S	S	S	S	17	17	0	0	44	44
Herron, David	P	P	P	S	S	S	I	I	P	P	P	P	P	P	P	P	P	15	3	0	2	16	3
Hicks, Artis	S	S	S	S	P	P	P	P	P	P	S	I	S	I	I	P	DNP	13	6	1	3	79	55
Hicks, Maurice	I	I	P	P	P	P	P	P	P	P	I	I	I	P	P	P	P	12	0	0	5	66	5
Hutchinson, Steve	S	S	S	S	S	S	S	S	S	S	S	S	S	S	S	S	S	17	17	0	0	116	116
Jackson, Tarvaris	S	S	DNP	P	P	DNP	DNP	DNP	DNP	DNP	P	DNP	P	S	S	S	S	10	6	7	0	25	19
Johnson, Jaymar	PS	PS	PS	PS	PS	PS	PS	PS	PS	PS	PS	PS	PS	PS	PS	PS	PS	0	0	0	0	0	0
Johnson, Marcus	P	P	P	P	I	I	I	I	I	I	I	P	I	P	I	I	I	7	0	0	10	46	20
Johnson, Tyrell	S	S	S	S	S	S	S	S	P	P	P	P	P	P	P	P	P	17	7	0	0	16	7
Kennedy, Jimmy	N	N	N	N	N	N	N	N	N	N	N	N	I	I	P	P	P	3	0	0	2	64	30
Kleinsasser, Jim	S	P	S	P	S	S	S	S	S	S	P	S	P	S	P	S	S	17	12	0	0	133	104
Kluwe, Chris	P	P	P	P	P	P	P	P	P	P	P	P	P	P	P	P	P	17	0	0	0	72	0
Leber, Ben	P	S	S	S	S	S	S	S	S	S	S	S	S	S	S	S	S	17	16	0	0	104	87
Loeffler, Cullen	P	P	P	P	P	P	P	P	P	P	P	P	P	P	P	P	P	17	0	0	0	80	0
Longwell, Ryan	P	P	P	P	P	P	P	P	P	P	P	P	P	P	P	P	P	17	0	0	0	192	0
Maltran, Tim	PS	PS	N	N	N	N	N	N	N	N	N	N	N	N	N	N	N	0	0	0	0	0	0
McCauley, Marcus	I	I	I	I	P	P	P	I	I	P	S	P	P	P	P	P	P	11	1	0	6	26	10
McKinnie, Bryant	SUS	SUS	SUS	SUS	S	S	S	S	S	S	S	S	S	S	S	S	S	13	13	0	0	100	99
Mills, Garrett	P	P	P	P	P	P	P	P	I	I	P	I	I	I	I	I	I	8	0	0	0	9	0
Mitchell, Jayme	IR	IR	IR	IR	IR	IR	IR	IR	IR	IR	IR	IR	IR	IR	IR	IR	IR	0	0	0	0	23	0
Peterson, Adrian	S	S	S	S	S	S	S	S	S	S	P	S	S	S	S	S	S	17	16	0	0	30	24
Radovich, Drew	I	I	I	I	I	I	IR	IR	IR	IR	IR	IR	IR	IR	IR	IR	IR	0	0	0	6	0	0
Reynaud, Darius	PS	PS	PS	PS	PS	PS	PS	PS	PS	PS	P	P	P	I	I	I	I	3	0	0	4	3	0
Rice, Sidney	S	S	DNP	P	I	I	P	P	P	P	P	P	S	P	P	P	P	14	3	0	3	26	7
Roberson, Derrick	N	N	N	N	N	N	N	N	N	N	N	PS	PS	PS	PS	PS	PS	0	0	0	0	0	0
Robison, Brian	P	P	P	P	P	P	P	P	P	P	P	P	I	P	P	P	S	16	1	0	1	31	6
Rogers, Roderick	N	N	N	N	N	N	N	N	N	N	N	N	PS	PS	PS	PS	PS	0	0	0	0	2	0
Ross, Isaiah	N	N	PS	N	N	N	N	N	N	N	N	N	N	N	N	N	N	0	0	0	0	0	0
Sapp, Benny	P	P	P	P	I	P	I	P	S	P	P	S	S	S	P	P	S	15	5	0	2	70	10
Sharper, Darren	S	S	S	S	S	S	S	S	S	S	S	S	S	S	S	S	S	17	17	0	0	183	167
Shiancoe, Visanthe	S	S	S	S	S	S	S	S	P	S	S	S	S	S	S	S	S	17	16	0	0	96	53
Shotwell, Kyle	PS	N	N	N	N	N	N	N	N	N	N	N	N	N	N	N	N	0	0	0	0	0	0
Sullivan, John	P	P	P	P	P	P	P	P	P	P	P	P	P	P	P	P	P	17	0	0	0	16	0
Tahi, Naufahu	P	P	P	S	S	P	P	S	P	S	P	P	P	P	P	P	P	17	5	0	0	26	5
Tapeh, Thomas	S	P	I	I	I	I	N	N	N	N	N	N	N	N	N	N	N	2	1	0	4	41	17
Taylor, Chester	P	P	P	P	P	P	P	P	P	P	S	P	P	P	P	P	P	17	1	0	0	107	32
Thomas, Dontarrious	N	N	N	N	N	N	N	P	P	I	P	P	I	I	I	I	I	4	0	0	7	63	10
Udeze, Kenechi	NFI	NFI	NFI	NFI	NFI	NFI	NFI	NFI	NFI	NFI	NFI	NFI	NFI	NFI	NFI	NFI	NFI	0	0	0	0	51	47
Wade, Bobby	P	P	S	S	S	S	S	S	S	S	S	S	S	S	S	S	S	17	14	0	0	90	44
Walker, Marcus	PS	PS	PS	PS	PS	PS	PS	PS	PS	PS	PS	PS	PS	PS	PS	PS	PS	0	0	0	0	0	0
Williams, Kevin	S	S	S	S	S	S	S	S	S	S	S	S	S	S	S	S	S	17	17	0	0	94	94
Williams, Madieu	I	I	I	I	I	I	I	S	S	S	S	S	S	S	S	S	S	10	10	0	7	58	54
Williams, Pat	S	S	S	S	S	S	S	S	S	S	S	S	S	S	I	I	I	14	14	0	3	170	127
Winfield, Antoine	S	S	S	S	S	S	S	S	S	S	S	S	S	S	S	S	S	17	17	0	0	144	128
Wyms, Ellis	P	P	P	P	P	P	P	P	P	P	P	P	P	P	P	P	P	17	0	0	0	95	9
Young, Albert	PS	PS	PS	PS	PS	PS	PS	PS	PS	PS	PS	PS	PS	PS	PS	PS	PS	0	0	0	0	0	0

P-played; S-started; DNP-did not play; IR-injured reserve; N-not with club; I-inactive; NFI-non-football illness; PS-Practice Squad; SUS-Reserve/Suspended

HOW THE 2008 MINNESOTA VIKINGS WERE BUILT

YEAR	DRAFT	TRADES	FREE AGENCY/WAIVERS
1998	C Matt Birk (6)		
1999	TE Jim Kleinsasser (2)		
2002	T Bryant McKinnie (1)		
2003	DT Kevin Williams (1)		
2004	FB Jeff Dugan (7)		G Anthony Herrera * LS Cullen Loeffler * CB Antoine Winfield **
2005	T Marcus Johnson (2)		P Chris Kluwe (W-Sea) S Darren Sharper ** DT Pat Williams**
2006	LB Chad Greenway (1) CB Cedric Griffin (2a) T Ryan Cook (2b) QB Tarvaris Jackson (2c) DE Ray Edwards (4)	G Artis Hicks (Phi)	G Steve Hutchinson ** LB Ben Leber ** K Ryan Longwell ** FB Naufahu Tahi (PS-Cin) RB Chester Taylor **
2007	RB Adrian Peterson (1) WR Sidney Rice (2) CB Marcus McCauley (3) DE Brian Robison (4) WR Aundrae Allison (5)		LB Vinny Ciurciu ** DT Fred Evans ** S Eric Frampton (W-Det) DE Otis Grigsby (PS-Car) LB David Herron * TE Garrett Mills (W-NE) TE Visanthe Shiancoe ** WR Bobby Wade **
2008	S Tyrell Johnson (2) QB John David Booty (5a) DT Letroy Guion (5b) C John Sullivan (6a)	DE Jared Allen (KC)	S Husain Abdullah * WR Bernard Berrian ** QB Gus Frerotte ** LB Napoleon Harris ** LB Erin Henderson * RB Maurice Hicks ** DT Jimmy Kennedy** WR Darius Reynaud* CB Benny Sapp ** LB Dontarrious Thomas# S Madiou Williams ** DT Ellis Wyms **

* ROOKIE FREE AGENT PRIOR TO JOINING VIKINGS

** NFL VETERAN OR HAD BEEN IN OTHER NFL CAMPS PRIOR TO JOINING VIKINGS

PLAYER WAS DRAFTED BY THE VIKINGS AND RETURNED VIA TRADE, WAIVERS OR FREE AGENCY

MINNESOTA VIKINGS 2008 ROSTER MOVES

DATE	POSITION	PLAYER	TRANSACTION
January 8	DE	BURNETT, Martail	Signed as Reserve/Future Free Agent
January 7	T	CLARK, Chris	Signed as Reserve/Future Free Agent
January 6	DB	ROGERS, Roderick	Signed as Reserve/Future Free Agent
January 6	DB	WALKER, Marcus	Signed as Reserve/Future Free Agent
January 5	G	DANIELS, Brian	Signed as Reserve/Future Free Agent
January 5	WR	JOHNSON, Jaymar	Signed as Reserve/Future Free Agent
January 5	RB	YOUNG, Albert	Signed as Reserve/Future Free Agent
December 30	K	MEHLFHAFF, Taylor	Signed as Reserve/Future Free Agent
December 29	LB	ONATOLU, Kenny	Signed as Reserve/Future Free Agent
December 4	WR	FERGUSON, Robert	Waived
December 4	DT	WILLIAMS, Kevin	Activated from Reserve/Suspended List
December 4	DT	WILLIAMS, Pat	Activated from Reserve/Suspended List
December 3	DT	KENNEDY, Jimmy	Signed
December 3	S	ROGERS, Roderick	Signed to Practice Squad
December 2	DT	WILLIAMS, Kevin	Placed on Reserve/Suspended
December 2	DT	WILLIAMS, Pat	Placed on Reserve/Suspended
December 2	LB	ALEXANDER, Rufus	Signed From Practice Squad By Indianapolis
November 25	DB	ROBERSON, Derrick	Signed to Practice Squad
November 21	WR	REYNAUD, Darius	Signed From Practice Squad
November 10	CB	GORDON, Charles	Placed on Injured Reserve
October 23	LB	ALEXANDER, Rufus	Signed to Practice Squad
October 21	LB	HENDERSON, Erin	Signed
October 21	LB	ALEXANDER, Rufus	Waived
October 18	LB	ALEXANDER, Rufus	Signed
October 18	LB	HENDERSON, Erin	Waived
October 16	LB	HARRIS, Napoleon	Signed
October 16	FB	TAPEH, Thomas	Waived
October 13	LB	THOMAS, Dontarrious	Signed
October 13	T	RADOVICH, Drew	Placed on Injured Reserve
October 6	LB	HENDERSON, E.J.	Placed on Injured Reserve
September 29	T	McKINNIE, Bryant	Activated from Reserve/Suspended List
September 23	LB	ALEXANDER, Rufus	Signed to Practice Squad
September 23	G	ROSS, Isaiah	Released from Practice Squad
September 17	G	ROSS, Isaiah	Signed to Practice Squad
September 16	C	MATTRAN, Tim	Released from Practice Squad
September 10	T	CLARK, Chris	Signed to Practice Squad
September 9	DE	BURNETT, Martail	Signed to Practice Squad
September 9	DT	DOUZABLE, Leger	Released from Practice Squad
September 9	LB	SHOTWELL, Kyle	Released from Practice Squad
September 4	LB	SHOTWELL, Kyle	Signed to Practice Squad
September 4	DE	BURNETT, Martail	Released from Practice Squad
September 2	C	JONES, Mike	Waived/Injury Settlement
August 30	DE	BURNETT, Martail	Signed to Practice Squad
August 30	G	DANIELS, Brian	Signed to Practice Squad
August 30	DT	DOUZABLE, Leger	Signed to Practice Squad
August 30	WR	JOHNSON, Jaymar	Signed to Practice Squad
August 30	C	MATTRAN, Tim	Signed to Practice Squad
August 30	WR	REYNAUD, Darius	Signed to Practice Squad
August 30	CB	WALKER, Marcus	Signed to Practice Squad
August 30	RB	YOUNG, Albert	Signed to Practice Squad
August 29	LB	ALEXANDER, Rufus	Waived
August 29	QB	BOLLINGER, Brooks	Waived
August 29	S	BOULWARE, Michael	Placed on Injured Reserve
August 29	DE	BURNETT, Martail	Waived
August 29	G	DANIELS, Brian	Waived
August 29	DE	DOUZABLE, Leger	Waived
August 29	K	HAUSCHKA, Steven	Waived
August 29	T	JOHNSON, Chase	Waived

August 29	WR	JOHNSON, Jaymar	Waived
August 29	TE	JONES, Braden	Waived
August 29	WR	JONES, Nate	Waived
August 29	LB	LEMAN, J	Waived
August 29	C	MATTRAN, Tim	Waived
August 29	CB	McCANN, Dee	Waived
August 29	C	MOZES, Dan	Waived
August 29	WR	NANCE, Martin	Waived
August 29	DE	NORWELL, Chris	Waived
August 29	WR	REYNAUD, Darius	Waived
August 29	CB	SUMRALL, Brandon	Waived
August 29	CB	WALKER, Marcus	Waived
August 29	RB	YOUNG, Albert	Waived
August 29	T	McKINNIE, Bryant	Placed on Reserve/Suspended
August 25	WR	DAVIS, Daniel	Waived
August 25	T	DUMFORD, Sean	Waived
August 25	T	PASTEUR, Brock	Waived
August 25	LB	POPE, Derrick	Released
August 18	DT	ALLEN, Kendrick	Placed on Injured Reserve
August 12	LB	FARWELL, Heath	Placed on Injured Reserve
August 12	C	JONES, Mike	Placed on Injured Reserve
August 12	DE	MITCHELL, Jayme	Placed on Injured Reserve
August 11	T	DUMFORD, Sean	Signed
August 11	DE	NORWELL, Chris	Signed
August 11	T	PASTEUR, Brock	Signed
August 11	LB	FARWELL, Heath	Waived/Injured
August 11	G	JONES, Mike	Waived/Injured
August 11	DE	MITCHELL, Jayme	Waived/Injured
July 23	QB	BOOTY, John David	Signed
July 23	S	JOHNSON, Tyrell	Signed
July 23	C	SULLIVAN, John	Signed
July 22	DT	GUION, Letroy	Signed
July 22	WR	JOHNSON, Jaymar	Signed
July 1	QB	WRIGHT, Kyle	Waived
June 27	DB	GRIFFIN, Marcus	Waived
June 27	DB	KEY, Travis	Waived
June 24	WR	SURRENCY, Justin	Waived
June 24	RB	WHITLOCK, Arkee	Waived
June 10	G	JONES, Mike	Signed
June 10	LB	CARTER, Brannon	Waived
May 27	LB	CARTER, Brannon	Signed
May 27	WR	DAVIS, Daniel	Signed
May 27	DE	JAMES, Erasmus	Traded to Washington
May 20	WR	LITTLE, Brent	Waived
May 2	S	ABDULLAH, Husain	Signed
May 2	DE	BURNETT, Martail	Signed
May 2	DE	DOUZABLE, Leger	Signed
May 2	S	GRIFFIN, Marcus	Signed
May 2	K	HAUSCHKA, Steven	Signed
May 2	LB	HENDERSON, Erin	Signed
May 2	WR	JONES, Nate	Signed
May 2	CB	KEY, Travis	Signed
May 2	LB	LEMAN, J	Signed
May 2	C	MATTRAN, Tim	Signed
May 2	T	RADOVICH, Drew	Signed
May 2	WR	REYNAUD, Darius	Signed
May 2	CB	SUMRALL, Brandon	Signed
May 2	CB	WALKER, Marcus	Signed
May 2	QB	WRIGHT, Kyle	Signed
May 2	RB	YOUNG, Albert	Signed
May 2	DE	UDEZE, Kenechi	Placed on Reserve/Non-Football Illness

April 30	WR	FILANI, Joel	Waived
April 30	LB	SARTZ, Dallas	Waived
April 23	DE	ALLEN, Jared	Acquired via Trade (Kansas City)
April 8	QB	FREROTTE, Gus	Signed
March 25	LB	FARWELL, Heath	Signed as RFA
March 25	CB	SAPP, Benny	Signed as UFA (Kansas City)
March 24	WR	FERGUSON, Robert	Signed
March 20	DT	ALLEN, Kendrick	Signed
March 20	S	BOULWARE, Michael	Signed as UFA (Houston)
March 18	DT	WYMS, Ellis	Signed as UFA (Seattle)
March 17	LB	SARTZ, Dallas	Signed
March 14	LB	POPE, Derrick	Signed as UFA (Miami)
March 4	RB	HICKS, Maurice	Signed as UFA (San Fransisco)
March 3	WR	BERRIAN, Bernard	Signed as UFA (Chicago)
March 1	S	WILLIAMS, Madieu	Signed as UFA (Cincinnati)
February 29	FB	TAPEH, Thomas	Signed as UFA (Philadelphia)
February 29	WR	WILLIAMSON, Troy	Traded to Jacksonville
February 20	S	SMITH, Dwight	Released
January 4	WR	LITTLE, Brent	Signed
January 2	G	DANIELS, Brian	Signed
January 2	WR	FILANI, Joel	Signed
January 2	CB	McCANN, Dee	Signed
January 2	WR	NANCE, Martin	Signed
January 2	WR	SURRENCY, Justin	Signed
January 2	RB	WHITLOCK, Arkee	Signed

GAME-BY-GAME STATISTICS

VIKINGS

	1st Downs				Total Offense							INTs By Minn.				Punts	Punt Returns				KO Returns			Pen	Fum	Scoring								
	T	R	Pa	Pe	Yd	Ru	At	Pa	Sk/Yd	A	C	I	N	Yd	Lg	TD	N/Avg	N	Yd	FC	Lg	TD	N	Yd	Lg	TD	N/Yd	N/LT	R	P	Rt	PAT	FG	S
@GB	21	10	7	4	355	187	33	168	1/10	35	16	1	0	0	0	0	5/43.4	4	13	0	9	0	3	60	22	0	9/24	0/0	1	1	0	1/1	2/2	0
IND	16	7	8	1	299	180	36	119	2/10	24	14	0	2	1	1	0	6/43.3	4	42	1	27	0	4	105	37	0	2/5	1/1	0	0	0	0/0	5/6	0
CAR	17	5	11	1	305	119	32	186	3/18	28	16	1	0	0	0	0	5/52.6	2	0	3	0	0	2	44	27	0	9/100	1/0	0	1	1	2/2	2/2	0
@ TEN	18	4	13	1	333	80	20	253	4/21	44	26	1	0	0	0	0	6/54.0	3	19	2	10	0	5	133	34	0	7/50	4/3	2	0	0	2/2	1/2	0
@ NO	16	2	12	2	270	44	26	226	1/0	37	20	0	2	1	1	0	7/43.3	0	0	2	0	0	5	117	27	0	7/60	1/0	0	2	1	3/3	3/3	0
DET	18	5	11	2	392	135	31	257	5/39	33	18	1	0	0	0	0	8/51.8	3	5	3	5	0	4	93	42	0	7/99	4/2	0	1	0	1/1	1/2	1
@ CHI	28	10	16	2	439	155	32	284	2/14	40	25	4	0	0	0	0	1/0.0	2	3	2	3	0	7	153	31	0	8/50	2/1	3	2	0	5/5	2/2	0
HOU	15	10	5	0	345	177	35	168	3/14	18	11	1	2	4	4	0	6/44.0	2	5	1	6	0	3	53	30	0	3/20	0/0	1	3	0	4/4	0/0	0
GB	18	9	8	1	361	220	41	141	2/10	28	15	3	0	0	0	0	5/46.8	4	36	1	20	0	5	96	22	0	7/55	2/0	1	2	0	3/3	1/2	2
@ TB	14	4	8	2	210	99	26	111	5/27	21	14	0	0	0	0	0	2/45.0	0	0	0	0	0	6	124	26	0	5/28	3/2	0	1	0	1/1	2/2	0
@ JAX	15	9	5	1	226	122	34	104	3/16	20	12	1	2	-2	-1	0	3/48.3	1	19	0	19	0	2	36	18	0	5/49	0/0	2	0	1	3/3	3/3	0
CHI	17	8	8	1	378	178	39	200	2/10	25	16	1	3	54	28	0	9/47.4	2	-3	3	-1	0	2	62	49	0	4/30	1/0	3	1	0	4/4	2/2	0
@ DET	20	7	12	1	301	133	32	168	2/7	20	15	2	0	0	0	0	2/57.0	2	7	0	6	0	5	121	43	0	6/35	3/0	1	1	0	2/2	2/2	0
@ ARI	20	14	5	1	396	239	44	157	3/6	17	11	0	1	-2	-2	0	4/46.0	3	110	282t	1	0	0	0	0	6/34	1/1	0	4	1	5/5	0/1	0	
ATL	24	11	11	2	356	161	31	195	3/38	36	22	0	0	0	0	0	1/44.0	2	7	2	7	0	3	40	19	0	3/15	7/4	0	2	0	2/2	1/1	0
NYG	15	4	10	1	328	110	27	218	2/21	26	16	1	0	0	0	0	4/47.5	1	10	1	10	0	5	132	38	0	2/20	1/0	1	1	0	2/2	2/2	0
Totals	292	119	150	23	5294	2338	519	2956	43/261	452	267	17	12	56	28	0	74/46.9	34	273	22	82t	1	61	1369	49	0	90/692	31/14	15	22	4	40/40	29/34	3
PHI	16	5	9	2	301	148	34	153	1/11	35	15	1	1	0	0	0	8/45.3	1	1	1	1	0	7	153	26	0	4/25	2/1	2	0	0	2/2	0/0	0

THIRD DOWN EFFICIENCY: 86-218, 39.4%

9/8	at Green Bay	7-16	43.8%	10/12	Detroit	3-15	20.0%	11/23	at Jacksonville	4-13	30.8%	12/28	N.Y. Giants	7-17	53.8%
9/14	Indianapolis	2-13	15.4%	10/19	at Chicago	4-12	33.3%	11/30	Chicago	5-17	29.4%				
9/21	Carolina	4-12	33.3%	11/2	Houston	6-13	46.2%	12/7	at Detroit	5-9	55.6%	1/4	Philadelphia	8-18	44.4%
9/28	at Tennessee	7-15	46.7%	11/9	Green Bay	6-15	40.0%	12/14	at Arizona	10-15	66.7%				
10/6	at New Orleans	5-15	33.3%	11/16	at Tampa Bay	5-12	41.7%	12/21	Atlanta	6-13	46.2%				

OPPONENTS

	1st Downs				Total Offense							INTs By Minn.				Punts	Punt Returns				KO Returns			Pen	Fum	Scoring								
	T	R	Pa	Pe	Yd	Ru	At	Pa	Sk/Yd	A	C	I	N	Yd	Lg	TD	N/Avg	N	Yd	FC	Lg	TD	N	Yd	Lg	TD	N/Yd	N/LT	R	P	Rt	PAT	FG	S
@GB	15	8	6	1	317	139	27	178	0/0	22	18	0	1	7	7	0	5/45.2	3	78	076t	1	4	92	24	0	12/118	2/0	1	1	1	3/3	1/2	0	
IND	17	2	15	0	321	25	19	296	2/15	42	26	2	0	0	0	0	7/44.0	2	30	1	25	0	4	84	27	0	5/45	0/0	1	1	0	1/1	1/2	0
CAR	14	3	9	2	204	47	20	157	5/34	29	17	0	1	19	19	0	5/39.8	5	50	0	19	0	5	146	38	0	12/67	3/2	1	0	0	1/1	1/1	0
@ TEN	16	5	11	0	275	76	34	199	0/0	35	18	0	1	11	11	0	6/43.5	4	55	0	20	0	4	120	52	0	4/18	3/1	3	0	0	3/3	3/3	0
@ NO	17	3	14	0	375	55	22	320	1/10	46	26	2	0	0	0	0	2/43.0	5	176	171t	2	7	178	56	0	11/102	5/2	0	1	2	3/3	2/4	0	
DET	8	2	5	1	212	100	24	112	6/38	21	12	0	1	2	2	0	9/45.8	4	25	0	13	0	3	50	19	0	5/96	3/1	0	1	0	1/1	1/1	0
@ CHI	20	5	13	2	327	53	22	274	2/9	32	21	0	4	56	50	0	4/47.8	0	0	0	0	0	7	124	20	0	5/45	2/1	1	2	3	6/6	2/3	0
HOU	20	3	17	0	389	62	16	327	5/36	45	32	2	1	44	44t	1	4/40.3	2	-1	1	1	0	5	101	31	0	5/35	2/1	0	2	1	3/3	0/0	0
GB	12	4	6	2	184	74	18	110	4/32	26	15	0	3	87	59t	1	7/40.1	2	75	265t	1	5	93	31	0	10/80	2/0	1	0	2	3/3	2/3	0	
@ TB	21	10	9	2	363	108	33	255	1/0	30	23	0	0	0	0	0	1/37.0	0	0	0	0	0	3	65	25	0	5/54	1/1	1	0	0	1/1	4/5	0
@ JAX	17	2	13	2	321	35	14	286	4/31	45	27	2	1	2	2	0	3/41.0	3	47	0	38	0	7	164	33	0	8/81	5/3	0	1	0	1/1	1/3	1
CHI	10	5	4	1	228	103	26	125	3/28	29	11	3	1	36	36	0	9/40.0	4	29	2	17	0	7	186	43	0	5/50	0/0	2	0	2	2/2	0/0	0
@ DET	15	3	9	3	268	77	27	191	4/29	24	14	0	2	18	18	0	2/59.5	1	13	0	13	0	5	120	38	0	4/32	3/0	0	1	0	1/1	3/3	0
@ ARI	16	1	13	2	316	43	7	273	4/25	50	32	1	0	0	0	0	6/45.5	3	32	0	25	0	6	126	29	0	5/60	2/1	0	1	1	2/2	0/0	0
ATL	18	9	7	2	222	98	32	124	2/10	24	13	0	0	0	0	0	6/42.2	1	4	0	4	0	3	80	35	0	6/70	1/0	1	1	1	3/3	1/1	0
NYG	19	7	12	0	357	135	30	222	2/7	30	19	0	1	47	47	0	4/48.3	3	11	0	8	0	3	101	58	0	7/49	0/0	0	1	0	1/1	4/5	0
Totals	255	72	163	20	4679	1230	371	3449	45/304	530	324	12	17	329	50	2	80/43.5	42	618	776t	4	78	1830	58	1	109/1002	34/13	10	15	11	35/35	26/36	1	
PHI	15	2	13	0	350	67	23	283	3/17	34	23	1	1	44	44t	1	4/44.3	5	109	0	62	0	3	47	19	0	7/55	1/1	0	1	1	2/2	4/4	0

THIRD DOWN EFFICIENCY: 68-203,

RUSHING

#28 Adrian Peterson RB					
	No	Yds	Avg	Lg	TD
@ GB	19	103	5.4	34	1
IND	29	160	5.5	29	0
CAR	17	77	4.5	14	0
@ TEN	18	80	4.4	28t	2
@ NO	21	32	1.5	7	0
DET	25	111	4.4	13	0
@ CHI	22	121	5.5	54t	2
HOU	25	139	5.6	40	1
GB	30	192	6.4	29t	1
@ TB	19	85	4.5	22	0
@ JAX	17	80	4.7	21	1
CHI	28	131	4.7	59	1
@ DET	22	105	4.8	25	0
@ ARI	28	165	5.9	32	0
ATL	22	76	3.5	17	0
NYG	21	103	4.9	67t	1
2008 Totals	363	1760	4.8	67t	10
Career	601	3101	5.2	73t	22
PHI	20	83	4.2	40t	2

#29 Chester Taylor RB					
	No	Yds	Avg	Lg	TD
	5	19	3.8	9	0
	4	18	4.5	7	0
	11	44	4.0	10	0
	1	0	0.0	0	0
	3	8	2.7	5	0
	5	21	4.2	13	0
	10	34	3.4	8	1
	7	38	5.4	12	0
	10	29	2.9	7	0
	5	11	2.2	6	0
	9	25	2.8	18	1
	10	46	4.6	21t	1
	6	27	4.5	17t	1
	10	66	6.6	20	0
	1	3	3.0	3	0
	4	10	2.5	8	0
2008 Totals	101	399	4.0	21t	4
Career	934	4058	4.3	95t	21
PHI	12	48	4.0	11	0

#7 Tarvaris Jackson QB					
	No	Yds	Avg	Lg	TD
	9	65	7.2	19	0
	2	0	0.0	1	0
	DID NOT PLAY				
	0	0	0.0	0	0
	0	0	0.0	0	0
	DID NOT PLAY				
	DID NOT PLAY				
	DID NOT PLAY				
	DID NOT PLAY				
	0	0	0.0	0	0
	DNP				
	3	-1	-0.3	0	0
	3	3	1.0	1	0
	8	82	10.1	29	0
	1	-4	-4.0	-4	0
2008 Totals	26	145	5.6	29	0
Career	95	482	5.1	32	4
PHI	2	17	8.5	17	0

#87 Bernard Berrian WR					
	No	Yds	Avg	Lg	TD
	0	0	0.0	0	0
	0	0	0.0	0	0
	0	0	0.0	0	0
	0	0	0.0	0	0
	0	0	0.0	0	0
	1	3	3.0	3	0
	0	0	0.0	0	0
	0	0	0.0	0	0
	0	0	0.0	0	0
	0	0	0.0	0	0
	2	22	11.0	14	0
	0	0	0.0	0	0
	0	0	0.0	0	0
	1	1	1.0	1	0
	0	0	0.0	0	0
	0	0	0.0	0	0
2008 Totals	4	26	6.5	14	0
Career	16	90	5.6	37	0
PHI	0	0	0.0	0	0

#12 Gus Frerotte QB					
	No	Yds	Avg	Lg	TD
@ GB	DID NOT PLAY				
IND	DID NOT PLAY				
CAR	4	-2	-0.5	3	0
@ TEN	1	0	0.0	0	0
@ NO	2	4	2.0	5	0
DET	0	0	0.0	0	0
@ CHI	0	0	0.0	0	0
HOU	3	0	0.0	2	0
GB	1	-1	-1.0	-1	0
@ TB	2	3	1.5	3	0
@ JAX	5	2	0.4	3	0
CHI	1	1	1.0	1t	1
@ DET	0	0	0.0	0	0
@ ARI	INACTIVE				
ATL	DID NOT PLAY				
NYG	DID NOT PLAY				
2008 Totals	19	7	0.4	5	1
Career	197	315	1.6	26	6
PHI	DID NOT PLAY				

#83 Jeff Dugan FB					
	No	Yds	Avg	Lg	TD
	INACTIVE				
	INACTIVE				
	INACTIVE				
	INACTIVE				
	0	0	0.0	0	0
	INACTIVE				
	INACTIVE				
	0	0	0.0	0	0
	0	0	0.0	0	0
	INACTIVE				
	0	0	0.0	0	0
	0	0	0.0	0	0
	0	0	0.0	0	0
	0	0	0.0	0	0
	1	2	2.0	2	0
	2	4	2.0	2	0
	0	0	0.0	0	0
	1	1	1.0	1	0
2008 Totals	4	7	1.8	2	0
Career	6	16	2.7	4	0
PHI	0	0	0.0	0	0

#84 Aundrae Allison WR					
	No	Yds	Avg	Lg	TD
	0	0	0.0	0	0
	1	1	1.0	1	0
	0	0	0.0	0	0
	0	0	0.0	0	0
	0	0	0.0	0	0
	0	0	0.0	0	0
	0	0	0.0	0	0
	0	0	0.0	0	0
	0	0	0.0	0	0
	0	0	0.0	0	0
	0	0	0.0	0	0
	0	0	0.0	0	0
	0	0	0.0	0	0
	0	0	0.0	0	0
	0	0	0.0	0	0
	1	1	1.0	1	0
2008 Totals	3	4	1.3	3	0
Career	0	0	0.0	0	0
PHI	0	0	0.0	0	0

#5 Chris Kluwe P					
	No	Yds	Avg	Lg	TD
	0	0	0.0	0	0
	0	0	0.0	0	0
	0	0	0.0	0	0
	0	0	0.0	0	0
	0	0	0.0	0	0
	0	0	0.0	0	0
	0	0	0.0	0	0
	0	0	0.0	0	0
	0	0	0.0	0	0
	0	0	0.0	0	0
	0	0	0.0	0	0
	0	0	0.0	0	0
	0	0	0.0	0	0
	0	0	0.0	0	0
	0	0	0.0	0	0
	1	-7	-7.0	-7	0
2008 Totals	1	-7	-7.0	-7	0
Career	1	-7	-7.0	-7	0
PHI	0	0	0.0	0	0

PASSING

#12 Gus Frerotte QB

	A	C	Yds	Pct.	TD	Int	LG	SK/Yd	Rating
@ GB									DID NOT PLAY
IND									DID NOT PLAY
CAR	28	16	204	57.1	1	1	48	3/18	77.1
@ TEN	43	25	266	58.1	0	0	28	2/9	66.6
@ NO	36	19	222	52.7	1	0	36	1/0	81.0
DET	33	18	296	54.5	1	1	86t	5/39	82.4
@ CHI	40	25	298	62.5	2	4	34	2/14	62.3
HOU	18	11	182	61.1	3	1	55	3/14	111.6
GB	28	15	151	53.6	2	3	47t	2/10	53.4
@ TB	20	14	138	70.0	1	0	23	5/27	105.8
@ JAX	20	12	120	60.0	0	1	40	3/16	56.2
CHI	25	16	210	64.0	1	1	99t	2/10	87.1
@ DET	10	7	70	70.0	0	2	25	1/7	50.0
@ ARI									INACTIVE
ATL									DID NOT PLAY
NYG									DID NOT PLAY
2008 Totals	301	178	2157	59.1	12	15	99t	29/164	73.7
Career	3116	1699	21291	54.5	114	106	99t	207/1228	74.0
PHI									DID NOT PLAY

#7 Tarvaris Jackson QB

	A	C	Yds	Pct.	TD	Int	LG	SK/Yd	Rating
@ GB	35	16	178	45.7	1	1	24	1/10	59.0
IND	24	14	130	58.3	0	0	23	2/10	73.3
CAR									DID NOT PLAY
@ TEN	1	1	8	100.0	0	0	8	2/12	100.0
@ NO	0	0	0	0.0	0	0	0	0/0	0.0
DET									DID NOT PLAY
@ CHI									DID NOT PLAY
HOU									DID NOT PLAY
GB									DID NOT PLAY
@ TB									DID NOT PLAY
@ JAX	0	0	0	0.0	0	0	0	0/0	0.0
CHI									DID NOT PLAY
@ DET	10	8	105	80.0	1	0	16	1/0	143.8
@ ARI	17	11	163	64.7	4	0	59t	3/6	135.5
ATL	36	22	233	61.1	2	0	31	3/38	98.5
NYG	26	16	239	61.5	1	1	54t	2/21	88.5
2008 Totals	149	88	1056	59.1	9	2	59t	14/97	95.4
Career	524	306	3442	58.4	20	18	71	41/204	76.5
PHI	35	15	164	42.9	0	1	27	1/11	45.4

#29 Chester Taylor RB

	A	C	Yds	Pct.	TD	Int	LG	SK/Yd	Rating
@ GB	0	0	0	0.0	0	0	0	0/0	0.0
IND	0	0	0	0.0	0	0	0	0/0	0.0
CAR	0	0	0	0.0	0	0	0	0/0	0.0
@ TEN	0	0	0	0.0	0	0	0	0/0	0.0
@ NO	1	1	4	100.0	1	0	4t	0/0	122.9
DET	0	0	0	0.0	0	0	0	0/0	0.0
@ CHI	0	0	0	0.0	0	0	0	0/0	0.0
HOU	0	0	0	0.0	0	0	0	0/0	0.0
GB	0	0	0	0.0	0	0	0	0/0	0.0
@ TB	0	0	0	0.0	0	0	0	0/0	0.0
@ JAX	0	0	0	0.0	0	0	0	0/0	0.0
CHI	0	0	0	0.0	0	0	0	0/0	0.0
@ DET	0	0	0	0.0	0	0	0	0/0	0.0
@ ARI	0	0	0	0.0	0	0	0	0/0	0.0
ATL	0	0	0	0.0	0	0	0	0/0	0.0
NYG	0	0	0	0.0	0	0	0	0/0	0.0
2008 Totals	1	1	4	100.0	1	0	4t	0/0	122.9
Career	2	1	4	50.0	1	0	4t	0/0	95.8
PHI	0	0	0	0.0	0	0	0	0/0	0.0

#18 Sidney Rice WR

	A	C	Yds	Pct.	TD	Int	LG	SK/Yd	Rating
@ GB	0	0	0	0.0	0	0	0	0/0	0.0
IND	0	0	0	0.0	0	0	0	0/0	0.0
CAR									INACTIVE
@ TEN	0	0	0	0.0	0	0	0	0/0	0.0
@ NO									INACTIVE
DET									INACTIVE
@ CHI	0	0	0	0.0	0	0	0	0/0	0.0
HOU	0	0	0	0.0	0	0	0	0/0	0.0
GB	0	0	0	0.0	0	0	0	0/0	0.0
@ TB	1	0	0	0.0	0	0	0	0/0	39.6
@ JAX	0	0	0	0.0	0	0	0	0/0	0.0
CHI	0	0	0	0.0	0	0	0	0/0	0.0
@ DET	0	0	0	0.0	0	0	0	0/0	0.0
@ ARI	0	0	0	0.0	0	0	0	0/0	0.0
ATL	0	0	0	0.0	0	0	0	0/0	0.0
NYG	0	0	0	0.0	0	0	0	0/0	0.0
2008 Totals	1	0	0	0.0	0	0	0	0/0	39.6
Career	3	2	94	66.7	0	0	79	0/0	109.7
PHI	0	0	0	0.0	0	0	0	0/0	0.0

RECEIVING

#19 Bobby Wade WR

	No	Yds	Avg	Lg	TD
@ GB	0	0	0.0	0	0
IND	3	42	14.0	22	0
CAR	3	35	11.7	15	0
@ TEN	7	75	10.7	23	0
@ NO	8	64	8.0	17	0
DET	4	71	17.8	46	0
@ CHI	5	60	12.0	19	0
HOU	3	16	5.3	12	0
GB	3	24	8.0	11	0
@ TB	2	12	6.0	8	1
@ JAX	1	9	9.0	9	0
CHI	1	8	8.0	8	0
@ DET	2	19	9.5	13	0
@ ARI	2	67	33.5	59t	1
ATL	5	38	7.6	20	0
NYG	4	98	24.5	41	0
2008 Totals	53	645	12.2	59t	2
Career	208	2491	12.0	59t	7
PHI	3	24	8.0	11	0

#87 Bernard Berrian WR

	No	Yds	Avg	Lg	TD
@ GB	3	38	12.7	24	0
IND	0	0	0.0	0	0
CAR	3	79	26.3	48	0
@ TEN	5	78	15.6	28	0
@ NO	6	110	18.3	36	1
DET	5	131	26.2	86t	1
@ CHI	6	81	13.5	34	1
HOU	2	104	52.0	55	1
GB	0	0	0.0	0	0
@ TB	3	46	15.3	19	0
@ JAX	1	6	6.0	6	0
CHI	4	122	30.5	99t	1
@ DET	3	29	9.7	16	0
@ ARI	1	41	41.0	41t	1
ATL	2	18	9.0	10	0
NYG	4	81	20.3	54t	1
2008 Totals	48	964	20.1	99t	7
Career	198	3161	16.0	99t	20
PHI	2	36	18.0	27	0

#29 Chester Taylor RB

	No	Yds	Avg	Lg	TD
@ GB	3	21	7.0	14	0
IND	1	-2	-2.0	-2	0
CAR	3	22	7.3	11	0
@ TEN	0	0	0.0	0	0
@ NO	2	14	7.0	9	0
DET	3	33	11.0	15	0
@ CHI	6	48	8.0	13	0
HOU	3	25	8.3	12	0
GB	4	84	21.0	47t	1
@ TB	2	15	7.5	11	0
@ JAX	2	12	6.0	10	0
CHI	4	19	4.8	8	0
@ DET	2	26	13.0	14	0
@ ARI	4	37	9.3	11t	1
ATL	5	26	5.2	11	0
NYG	1	19	19.0	19	0
2008 Totals	45	399	8.9	47t	2
Career	221	1705	7.7	50	5
PHI	5	36	7.2	10	0

#81 Visanthe Shiancoe TE

	No	Yds	Avg	Lg	TD
@ GB	3	21	7.0	9	0
IND	1	23	23.0	23	0
CAR	2	38	19.0	34t	1
@ TEN	4	47	11.8	22	0
@ NO	2	16	8.0	12	1
DET	1	10	10.0	10	0
@ CHI	4	68	17.0	24t	1
HOU	1	25	25.0	25t	1
GB	3	4	1.3	4	0
@ TB	2	41	20.5	23	0
@ JAX	3	60	20.0	40	0
CHI	1	20	20.0	20	0
@ DET	5	65	13.0	25	1
@ ARI	1	8	8.0	8	0
ATL	7	136	19.4	31	2
NYG	2	14	7.0	8	0
2008 Totals	42	596	14.2	40	7
Career	104	1172	11.3	79	11
PHI	1	7	7.0	7	0

KICKOFF RETURNS

#41 Charles Gordon CB						#40 Jim Kleinsasser TE						#38 Naufahu Tahi FB						#28 Adrian Peterson RB						
No	Yds	Avg	FC	Lg	TD	No	Yds	Avg	FC	Lg	TD	No	Yds	Avg	FC	Lg	TD	No	Yds	Avg	FC	Lg	TD	
@ GB	0	0	0.0	0	0	0	0	0.0	0	0	0	0	0	0.0	0	0	0	0	0	0.0	0	0	0	
IND	0	0	0.0	0	0	0	0	0.0	0	0	0	0	0	0.0	0	0	0	0	0	0.0	0	0	0	
CAR	0	0	0.0	0	0	0	0	0.0	0	0	0	0	0	0.0	0	0	0	0	0	0.0	0	0	0	
@ TEN	0	0	0.0	0	0	0	0	0.0	0	0	0	0	0	0.0	0	0	0	0	0	0.0	0	0	0	
@ NO	0	0	0.0	0	0	0	0	0.0	0	0	0	0	0	0.0	0	0	0	0	0	0.0	0	0	0	
DET	1	42	42.0	0	42	0	0	0.0	0	0	0	0	0	0.0	0	0	0	0	0	0.0	0	0	0	
@ CHI	0	0	0.0	0	0	0	0	0.0	0	0	0	0	0	0.0	0	0	0	0	0	0.0	0	0	0	
HOU	0	0	0.0	0	0	0	1	14	14.0	0	14	0	0	0.0	0	0	0	0	0	0.0	0	0	0	
GB	1	19	19.0	0	19	0	0	0.0	0	0	0	1	20	20.0	0	20	0	0	0.0	0	0	0	0	
@ TB	INJURED RESERVE					0	0	0.0	0	0	0	0	0	0.0	0	0	0	0	0.0	0	0	0	0	
@ JAX	INJURED RESERVE					0	0	0.0	0	0	0	0	0	0.0	0	0	0	0	0.0	0	0	0	0	
CHI	INJURED RESERVE					0	0	0.0	0	0	0	0	0	0.0	0	0	0	0	0.0	0	0	0	0	
@ DET	INJURED RESERVE					0	0	0.0	0	0	0	0	0	0.0	0	0	0	0	0.0	0	0	0	0	
@ ARI	INJURED RESERVE					0	0	0.0	0	0	0	0	0	0.0	0	0	0	0	0.0	0	0	0	0	
ATL	INJURED RESERVE					0	0	0.0	0	0	0	1	11	11.0	0	11	0	0	0.0	0	0	0	0	
NYG	INJURED RESERVE					2	22	11.0	0	14	0	0	0	0.0	0	0	0	0	0.0	0	0	0	0	
2008 Totals	2	61	30.5	0	42	0	3	36	12.0	0	14	0	2	31	15.5	0	20	0	1	16	16.0	0	16	0
Career	3	88	29.3	0	42	0	4	36	9.0	0	14	0	2	31	15.5	0	20	0	17	428	25.2	0	53	0
	INJURED RESERVE					0	0	0.0	0	0	0	0	0	0.0	0	0	0	0	0.0	0	20	0	20	0

FUMBLE RETURNS

#51 Ben Leber LB						#26 Antoine Winfield CB						#42 Darren Sharper S						#25 Tyrell Johnson S							
No	Yds	Avg	Lg	TD		No	Yds	Avg	Lg	TD		No	Yds	Avg	Lg	TD		No	Yds	Avg	Lg	TD			
@ GB	0	0	0.0	0	0	0	0	0.0	0	0	0	0	0	0.0	0	0	0	0	0.0	0	0	0	0	0	
IND	0	0	0.0	0	0	0	0	0.0	0	0	0	0	0	0.0	0	0	0	0	0.0	0	0	0	0	0	
CAR	1	0	0.0	0	0	1	19	19.0	19t	1	0	0	0.0	0	0	0	0	0	0.0	0	0	0	0	0	
@ TEN	0	0	0.0	0	0	0	0	0.0	0	0	0	0	0	0.0	0	0	0	0	0.0	0	0	0	0	0	
@ NO	0	0	0.0	0	0	1	9	9.0	9	0	0	0	0.0	0	0	0	0	0	0.0	0	0	0	0	0	
DET	1	10	10.0	10	0	0	0	0.0	0	0	0	0	0	0.0	0	0	0	0	0.0	0	0	0	0	0	
@ CHI	0	0	0.0	0	0	0	0	0.0	0	0	0	0	0	0.0	0	0	0	0	0.0	0	0	0	0	0	
HOU	1	0	0.0	0	0	0	0	0.0	0	0	0	0	0	0.0	0	0	0	0	0.0	0	0	0	0	0	
GB	0	0	0.0	0	0	0	0	0.0	0	0	0	0	0	0.0	0	0	0	0	0.0	0	0	0	0	0	
@ TB	1	0	0.0	0	0	0	0	0.0	0	0	0	0	0	0.0	0	0	0	0	0.0	0	0	0	0	0	
@ JAX	0	0	0.0	0	0	0	0	0.0	0	0	0	1	0	0.0	0	0	0	0	0.0	0	0	0	0	0	
CHI	0	0	0.0	0	0	0	0	0.0	0	0	0	0	0	0.0	0	0	0	0	0.0	0	0	0	0	0	
@ DET	0	0	0.0	0	0	0	0	0.0	0	0	0	0	0	0.0	0	0	0	0	0.0	0	0	0	0	0	
@ ARI	0	0	0.0	0	0	0	0	0.0	0	0	0	1	20	20.0	20	0	0	0	0.0	0	0	0	0	0	
ATL	0	0	0.0	0	0	0	0	0.0	0	0	0	0	0	0.0	0	0	0	0	0.0	0	0	0	0	0	
NYG	0	0	0.0	0	0	0	0	0.0	0	0	0	0	0	0.0	0	0	0	0	0.0	0	0	0	0	0	
2008 Totals	4	10	2.5	10	0	2	28	14.0	19t	1	2	20	10.0	20	0	1	7	7.0	7	0	0	0	0	0	
Career	9	35	3.9	25	1	9	33	3.7	19t	1	7	109	15.6	34	2	1	7	7.0	7	0	0	0	0	0	
PHI	0	0	0.0	0	0	0	0	0.0	0	0	0	0	0	0.0	0	0	0	0	0.0	0	0	0	0	0	0

#94 Pat Williams DT						#56 E.J. Henderson LB						#99 Napoleon Harris LB						#90 Fred Evans DT							
No	Yds	Avg	Lg	TD		No	Yds	Avg	Lg	TD		No	Yds	Avg	Lg	TD		No	Yds	Avg	Lg	TD			
@ GB	0	0	0.0	0	0	0	0	0.0	0	0	0	NOT WITH TEAM				0	0	0.0	0	0	0	0	0	0	0
IND	0	0	0.0	0	0	0	0	0.0	0	0	0	NOT WITH TEAM				0	0	0.0	0	0	0	0	0	0	0
CAR	0	0	0.0	0	0	0	0	0.0	0	0	0	NOT WITH TEAM				0	0	0.0	0	0	0	0	0	0	0
@ TEN	0	0	0.0	0	0	1	0	0.0	0	0	NOT WITH TEAM				0	0	0.0	0	0	0	0	0	0	0	0
@ NO	0	0	0.0	0	0	INJURED RESERVE					NOT WITH TEAM				0	0	0.0	0	0	0	0	0	0	0	0
DET	0	0	0.0	0	0	INJURED RESERVE					NOT WITH TEAM				0	0	0.0	0	0	0	0	0	0	0	0
@ CHI	1	0	0.0	0	0	INJURED RESERVE					0	0	0.0	0	0	0	0	0	0.0	0	0	0	0	0	0
HOU	0	0	0.0	0	0	INJURED RESERVE					0	0	0.0	0	0	0	0	0	0.0	0	0	0	0	0	0
GB	0	0	0.0	0	0	INJURED RESERVE					0	0	0.0	0	0	0	0	0	0.0	0	0	0	0	0	0
@ TB	0	0	0.0	0	0	INJURED RESERVE					0	0	0.0	0	0	0	0	0	0.0	0	0	0	0	0	0
@ JAX	0	0	0.0	0	0	INJURED RESERVE					1	27	27.0	27t	1	0	0	0.0	0	0	0	0	0	0	0
CHI	0	0	0.0	0	0	INJURED RESERVE					0	0	0.0	0	0	0	0	0	0.0	0	0	0	0	0	0
@ DET	0	0	0.0	0	0	INJURED RESERVE					0	0	0.0	0	0	0	0	0	0.0	0	0	0	0	0	0
@ ARI	0	0	0.0	0	0	INJURED RESERVE					0	0	0.0	0	0	0	0	0	0.0	0	0	0	0	0	0
ATL	INACTIVE					0	0	0.0	0	0	0	0	0	0.0	0	0	0	0	0.0	0	0	0	0	0	0
NYG	INACTIVE					0	0	0.0	0	0	0	0	0	0.0	0	0	0	0	0.0	0	0	0	0	0	0
2008 Totals	1	0	0.0	0	0	1	0	0.0	0	0	1	27	27.0	27t	1	0	0	0.0	0	0	0	0	0	0	
Career	7	28	4.0	28t	1	7	18	2.6	16	0	1	27	27.0	27t	1	0	0	0.0	0	0	0	0	0	0	
PHI	INACTIVE					INJURED RESERVE					0	0	0.0	0	0	0	1	0	0.0	0	0	0	0	0	0

DEFENSE

#52 Chad Greenway LB

	U	A	T	TFL	SK	H	FF	FR/Y	INT/Y	PD
@ GB	6	1	7	1	0.0	0	0	0/0	0/0	0
IND	8	0	8	1	0.0	0	0	0/0	0/0	2
CAR	5	6	11	1	1.0	0	1	0/0	0/0	0
@ TEN	9	3	12	0	0.0	1	0	0/0	0/0	0
@ NO	5	2	7	0	0.0	1	1	0/0	0/0	0
DET	4	5	9	0	0.0	0	0	0/0	0/0	0
@ CHI	7	1	8	0	0.0	1	0	0/0	0/0	0
HOU	10	3	13	1	1.0	0	1	0/0	0/0	0
GB	9	3	12	1	1.0	0	0	0/0	0/0	0
@ TB	15	2	17	2	1.0	1	0	0/0	0/0	1
@ JAX	3	3	6	0	0.0	0	0	0/0	0/0	0
CHI	2	4	6	0	0.0	1	0	0/0	0/0	1
@ DET	3	5	8	0	0.0	2	0	0/0	0/0	1
@ ARI	5	3	8	0	1.0	3	0	0/0	0/0	3
ATL	7	3	10	1	0.0	0	0	0/0	0/0	0
NYG	5	2	7	0	0.5	1	0	0/0	0/0	0
Totals	103	47	150	8	5.5	11	3	0/0	0/0	8
Career	186	94	280	11	5.5	18	7	4/0	2/37	5
PHI	9	1	10	1	0.0	1	0	0/0	0/0	1

#23 Cedric Griffin CB

	U	A	T	TFL	SK	H	FF	FR/Y	INT/Y	PD
3	0	3	1	0.0	0	0	0	0/0	0/0	0
6	2	8	0	0.0	0	0	0	0/0	0/0	1
2	1	3	0	0.0	0	0	0	0/0	0/0	0
7	2	9	0	0.0	0	0	0	0/0	0/0	0
8	0	8	0	0.0	0	1	0	0/0	0/0	0
6	1	7	0	0.0	0	0	0	0/0	0/0	0
8	1	9	0	0.0	0	1	0	0/0	0/0	0
4	4	8	0	0.0	0	0	0	0/0	0/0	0
3	2	5	1	0.0	0	0	0	0/0	0/0	0
8	2	10	0	0.0	0	1	0	0/0	0/0	0
3	2	5	0	0.0	0	0	0	0/0	0/0	3
6	0	6	1	0.0	0	0	0	0/0	0/0	2
1	2	3	0	0.0	0	0	0	0/0	0/0	1
3	2	5	0	0.0	0	0	0	0/0	1/-2	4
4	1	5	0	0.0	0	0	0	0/0	0/0	2
5	1	6	0	0.0	0	0	0	0/0	0/0	0
77	23	100	3	0.0	0	3	0	0/0	1/-2	13
170	53	223	6	0.0	1	7	2/28	3/2	5	5
4	0	4	0	0.0	0	0	0	0/0	1/0	2

#26 Antoine Winfield CB

	U	A	T	TFL	SK	H	FF	FR/Y	INT/Y	PD
5	2	7	0	0.0	0	0	0	0/0	0/0	0
2	1	3	0	0.0	0	0	0	0/0	1/1	2
1	1	2	0	1.0	0	1	1/19	0/0	0/0	0
3	7	10	0	0.0	0	0	0	0/0	0/0	3
7	1	8	4	1.0	0	1	1/9	0/0	0/0	1
3	0	3	0	0.0	0	0	0	0/0	0/0	0
0	2	2	0	0.0	0	0	0	0/0	0/0	1
4	0	4	0	0.0	0	0	0	0/0	1/4	1
3	3	6	0	0.0	0	0	0	0/0	0/0	1
9	1	10	2	0.0	1	0	0	0/0	0/0	0
11	0	11	0	0.0	0	1	0	0/0	0/0	1
1	1	2	0	0.0	0	0	0	0/0	0/0	3
6	0	6	1	0.0	0	0	0	0/0	0/0	0
5	1	6	1	0.0	0	1	0	0/0	0/0	1
7	1	8	0	0.0	1	0	0	0/0	0/0	0
7	1	8	1	0.0	0	0	0	0/0	0/0	0
74	22	96	9	2.0	2	4	2/28	2/5	14	14
673	186	859	39	3.0	18	10	9/33	20/175	129	129
6	1	7	0	0.0	0	0	0	0/0	0/0	1

#51 Ben Leber LB

	U	A	T	TFL	SK	H	FF	FR/Y	INT/Y	PD
@ GB	1	1	2	0	0.0	0	0	0/0	0/0	0
IND	1	2	3	0	0.0	0	0	0/0	0/0	0
CAR	1	2	3	0	0.0	0	0	1/0	0/0	0
@ TEN	2	3	5	0	0.0	2	0	0/0	0/0	0
@ NO	6	1	7	0	0.0	0	0	0/0	1/1	4
DET	6	3	9	0	0.5	2	0	1/10	0/0	1
@ CHI	3	1	4	0	0.0	0	0	0/0	0/0	2
HOU	4	1	5	0	0.0	1	0	1/0	0/0	1
GB	3	0	3	0	0.0	2	0	0/0	0/0	1
@ TB	3	3	6	0	0.0	0	0	1/0	0/0	0
@ JAX	3	1	4	0	0.0	1	0	0/0	0/0	1
CHI	6	2	8	0	0.0	1	0	0/0	1/28	1
@ DET	3	1	4	0	0.0	0	0	0/0	0/0	0
@ ARI	5	1	6	0	0.0	1	0	0/0	0/0	0
ATL	6	3	9	0	0.0	0	1	0/0	0/0	1
NYG	7	3	10	1	1.0	1	0	0/0	0/0	0
Totals	60	28	88	1	1.5	11	1	4/10	2/29	12
Career	323	115	438	17	21.5	29	10	9/45	4/29	24
PHI	5	1	6	1	0.0	1	0	0/0	0/0	0

#93 Kevin Williams DT

	U	A	T	TFL	SK	H	FF	FR/Y	INT/Y	PD
7	4	11	0	0.0	1	0	0	0/0	0/0	0
2	1	3	0	0.0	4	0	0	0/0	0/0	1
4	2	6	0	2.0	2	0	0	0/0	0/0	1
5	1	6	1	0.0	5	0	0	0/0	0/0	0
4	0	4	0	0.0	2	0	0	0/0	0/0	1
8	0	8	1	4.0	0	0	0	0/0	0/0	0
3	2	5	0	0.0	1	0	0	0/0	0/0	1
2	2	4	0	1.0	4	0	0	0/0	0/0	1
6	1	7	1	0.0	6	1	0	0/0	0/0	0
3	2	5	0	0.0	0	0	0	0/0	0/0	0
2	2	4	0	1.5	5	0	0	0/0	0/0	0
6	1	7	2	0.0	3	0	0	0/0	0/0	0
7	2	9	2	0.0	6	0	0	0/0	0/0	0
1	0	1	0	0.0	8	0	0	0/0	0/0	0
1	1	2	0	0.0	1	0	0	0/0	0/0	0
1	1	2	0	0.0	4	0	0	0/0	0/0	0
62	22	84	7	8.5	52	1	0/0	0/0	5	5
284	146	430	36	42.5	195	9	9/83	4/82	39	39
3	3	6	0	0.0	2	0	0	0/0	0/0	0

#42 Darren Sharper S

	U	A	T	TFL	SK	H	FF	FR/Y	INT/Y	PD
1	1	2	0	0.0	0	0	0	0/0	0/0	0
3	2	5	0	0.0	0	0	0	0/0	0/0	1
3	2	5	0	0.0	0	0	0	0/0	0/0	0
4	2	6	0	0.0	0	0	0	0/0	0/0	1
2	0	2	0	0.0	0	0	0	0/0	0/0	0
4	0	4	1	0.0	0	1	0	0/0	0/0	0
6	1	7	0	0.0	0	0	0	0/0	0/0	0
4	1	5	0	0.0	0	0	0	0/0	0/0	1
2	1	3	0	0.0	0	0	0	0/0	0/0	0
4	3	7	0	0.0	0	0	0	0/0	0/0	0
7	1	8	0	0.0	0	0	0	1/0	0/0	0
1	1	2	0	0.0	0	0	0	0/0	1/12	2
5	2	7	0	0.0	0	0	0	0/0	0/0	0
2	0	2	0	0.0	0	0	1/20	0/0	0/0	0
5	0	5	0	0.0	0	0	0	0/0	0/0	0
6	2	8	0	0.0	0	0	0	0/0	0/0	0
59	19	78	1	0.0	0	1	2/20	1/12	5	5
741	251	992	--	7.0	--	9	7/109	54/1036	140	140
1	0	1	0	0.0	0	0	0	0/0	0/0	0

#69 Jared Allen DE

	U	A	T	TFL	SK	H	FF	FR/Y	INT/Y	PD
@ GB	2	0	2	1	0.0	0	0	0/0	0/0	1
IND	4	3	7	0	1.0	5	0	0/0	0/0	0
CAR	4	1	5	0	1.0	3	0	0/0	0/0	0
@ TEN	3	0	3	0	0.0	4	0	0/0	0/0	0
@ NO	1	1	2	0	0.0	4	0	0/0	0/0	1
DET	3	0	3	0	1.0	1	0	0/0	0/0	0
@ CHI	7	1	8	1	2.0	4	1	0/0	0/0	1
HOU	3	1	4	0	2.0	7	1	0/0	0/0	0
GB	2	2	4	0	1.0	2	0	0/0	0/0	0
@ TB	2	1	3	1	0.0	2	0	0/0	0/0	0
@ JAX	5	1	6	2	0.0	7	0	0/0	0/0	0
CHI	7	2	9	0	2.5	2	0	0/0	0/0	0
@ DET	5	0	5	1	2.0	3	1	0/0	0/0	0
@ ARI	5	0	5	2	2.0	2	0	0/0	0/0	0
ATL	3	1	4	1	0.0	4	0	0/0	0/0	0
NYG	3	2	5	0	0.0	2	0	0/0	0/0	0
Totals	59	16	75	9	14.5	52	3	0/0	0/0	3
Career	260	72	332	52	57.5	167	16	8/24	1/3	28
PHI	6	1	7	2	2.0	1	1	0/0	0/0	1

DEFENSE

#25 Tyrell Johnson S

	U	A	T	TFL	SK	H	FF	FR/Y	INT/Y	PD
@ GB	2	0	2	0	0.0	0	0	0/0	0/0	0
IND	4	0	4	0	0.0	0	0	0/0	0/0	0
CAR	5	3	8	0	0.0	0	0	0/0	0/0	1
@ TEN	2	2	4	0	0.0	0	0	0/0	0/0	1
@ NO	2	3	5	0	0.0	1	0	1/7	1/0	1
DET	2	1	3	0	0.0	0	0	0/0	0/0	0
@ CHI	2	1	3	0	0.0	0	0	0/0	0/0	1
HOU	0	0	0	0	0.0	0	0	0/0	0/0	0
GB	0	0	0	0	0.0	0	0	0/0	0/0	0
@ TB	0	0	0	0	0.0	0	0	0/0	0/0	0
@ JAX	0	0	0	0	0.0	0	0	0/0	0/0	0
CHI	0	0	0	0	0.0	0	0	0/0	0/0	0
@ DET	0	0	0	0	0.0	0	0	0/0	0/0	0
@ ARI	0	0	0	0	0.0	0	0	0/0	0/0	0
ATL	0	0	0	0	0.0	0	0	0/0	0/0	0
NYG	0	0	0	0	0.0	0	0	0/0	0/0	0
Totals	19	10	29	0	0.0	1	0	1/7	1/0	4
Career	36	20	56	0	0.0	2	0	1/7	1/0	8
PHI	4	1	5	0	0.0	0	0	0/0	0/0	0

#22 Benny Sapp CB

	U	A	T	TFL	SK	H	FF	FR/Y	INT/Y	PD
1	1	2	0	0.0	0	0	0	0/0	0/0	0
0	0	0	0	0.0	0	0	0	0/0	0/0	0
0	0	0	0	0.0	0	0	0	0/0	0/0	0
0	0	0	0	0.0	0	0	0	0/0	0/0	0
INACTIVE										
0	0	0	0	0.0	0	0	0	0/0	0/0	0
INACTIVE										
0	0	0	0	0.0	0	0	0	0/0	0/0	0
1	0	1	0	0.0	0	0	0	0/0	0/0	0
1	0	1	0	0.0	0	0	0	0/0	0/0	0
2	1	3	0	0.0	0	0	0	0/0	1/-1	2
1	3	4	0	0.0	0	0	0	0/0	1/14	1
1	0	1	0	0.0	0	0	0	0/0	0/0	1
4	3	7	0	0.0	0	0	0	0/0	0/0	0
1	2	3	0	0.0	0	0	0	0/0	0/0	0
0	0	0	0	0.0	0	0	0	0/0	0/0	0
12	10	22	0	0.0	0	0	0	0/0	2/13	4
88	35	123	--	2.5	4	3	1/0	4/28	15	
3	0	3	0	0.0	0	0	0	0/0	0/0	0

#96 Brian Robison DE

	U	A	T	TFL	SK	H	FF	FR/Y	INT/Y	PD
0	0	0	0	0.0	0	0	0	0/0	0/0	0
0	0	0	0	0.0	0	0	0	0/0	0/0	0
0	1	1	0	0.0	0	0	0	0/0	0/0	0
1	0	1	0	0.0	2	0	0	0/0	0/0	0
0	0	0	0	0.0	1	0	0	0/0	0/0	0
0	0	0	0	0.0	1	0	0	0/0	0/0	0
0	0	0	0	0.0	0	0	0	0/0	0/0	0
2	2	4	0	0.0	1	0	0	0/0	0/0	1
1	0	1	0	1.0	4	0	0	0/0	0/0	0
0	1	1	0	0.0	1	0	0	0/0	0/0	0
0	0	0	0	0.0	2	0	0	0/0	0/0	0
1	0	1	0	0.5	0	0	0	0/0	0/0	0
INACTIVE										
2	0	2	1	1.0	5	1	0/0	0/0	0/0	0
2	0	2	1	0.0	0	0	0	0/0	0/0	0
3	4	7	1	0.0	2	0	0	0/0	0/0	0
12	8	20	3	2.5	19	1	0/0	0/0	0/0	1
27	18	45	9	7.0	33	2	0/0	0/0	0/0	1
2	0	2	1	0.0	7	0	0/0	0/0	0/0	0

#90 Fred Evans DT

	U	A	T	TFL	SK	H	FF	FR/Y	INT/Y	PD
@ GB	2	0	2	1	0.0	0	0	0/0	0/0	0
IND	0	2	2	0	0.0	1	0	0/0	0/0	0
CAR	0	0	0	0	0.0	3	0	0/0	0/0	0
@ TEN	0	0	0	0	0.0	0	0	0/0	0/0	0
@ NO	0	0	0	0	0.0	0	0	0/0	0/0	0
DET	0	0	0	0	0.0	0	0	0/0	0/0	0
@ CHI	0	1	1	0	0.0	0	0	0/0	0/0	0
HOU	0	1	1	0	0.0	5	0	0/0	0/0	0
GB	0	1	1	0	0.0	0	0	0/0	0/0	0
@ TB	0	0	0	0	0.0	3	0	0/0	0/0	0
@ JAX	0	0	0	0	0.0	0	0	0/0	0/0	0
CHI	2	0	2	0	0.0	1	0	0/0	0/0	0
@ DET	1	0	1	0	0.0	1	0	0/0	0/0	0
@ ARI	0	0	0	0	0.0	2	0	0/0	0/0	0
ATL	3	2	5	0	0.0	0	0	0/0	0/0	0
NYG	0	2	2	0	0.0	0	0	0/0	0/0	0
Totals	8	9	17	1	0.0	16	0	0/0	0/0	0
Career	14	10	24	0	1.0	18	0	0/0	0/0	0
PHI	1	3	4	0	0.0	1	0	1/0	0/0	0

#41 Charles Gordon CB

	U	A	T	TFL	SK	H	FF	FR/Y	INT/Y	PD
2	0	2	0	0.0	0	0	0	0/0	0/0	0
2	0	2	0	0.0	0	0	0	0/0	1/0	1
2	1	3	0	0.0	0	0	0	0/0	0/0	0
3	0	3	0	0.0	0	0	0	0/0	0/0	0
3	0	3	2	0.0	0	0	0	0/0	0/0	1
0	0	0	0	0.0	1	0	0	0/0	0/0	0
0	0	0	0	0.0	0	0	0	0/0	0/0	0
2	0	2	0	0.0	0	0	0	0/0	0/0	1
0	1	1	0	0.0	1	0/0	0/0	0	0	0
INJURED RESERVE										
INJURED RESERVE										
INJURED RESERVE										
INJURED RESERVE										
INJURED RESERVE										
INJURED RESERVE										
14	2	16	2	0.0	1	1	0/0	1/0	3	
43	19	62	4	0.0	2	2	0/0	2/0	8	
INJURED RESERVE										

#58 David Herron LB

	U	A	T	TFL	SK	H	FF	FR/Y	INT/Y	PD
0	0	0	0	0.0	0	0	0	0/0	0/0	0
0	0	0	0	0.0	0	0	0	0/0	0/0	0
0	0	0	0	0.0	0	0	0	0/0	0/0	0
1	2	3	0	0.0	0	0	0	0/0	0/0	0
3	1	4	0	0.0	1	0	0	0/0	0/0	0
1	0	1	0	0.0	0	0	0	0/0	0/0	0
INACTIVE										
INACTIVE										
0	0	0	0	0.0	0	0	0	0/0	0/0	0
0	0	0	0	0.0	0	0	0	0/0	0/0	0
0	0	0	0	0.0	0	0	0	0/0	0/0	0
0	0	0	0	0.0	0	0	0	0/0	0/0	0
0	0	0	0	0.0	0	0	0	0/0	0/0	0
0	0	0	0	0.0	0	0	0	0/0	0/0	0
0	0	0	0	0.0	0	0	0	0/0	0/0	0
5	3	8	0	0.0	1	0	0/0	0/0	0/0	0
5	3	8	0	0.0	1	0	0/0	0/0	0/0	0
0	0	0	0	0.0	0	0	0	0/0	0/0	0

#97 Ellis Wyms DT

	U	A	T	TFL	SK	H	FF	FR/Y	INT/Y	PD
@ GB	0	0	0	0	0.0	0	0	0/0	0/0	0
IND	0	0	0	0	0.0	2	0	0/0	0/0	0
CAR	0	0	0	0	0.0	1	0	0/0	0/0	0
@ TEN	0	0	0	0	0.0	0	0	0/0	0/0	0
@ NO	0	0	0	0	0.0	1	0	0/0	0/0	0
DET	0	0	0	0	0.0	0	0	0/0	0/0	0
@ CHI	0	0	0	0	0.0	1	0	0/0	0/0	0
HOU	1	0	1	0	0.0	0	0	0/0	0/0	0
GB	0	0	0	0	0.0	1	0	0/0	0/0	1
@ TB	0	0	0	0	0.0	0	0	0/0	0/0	0
@ JAX	1	0	1	0	1.0	0	1	0/0	0/0	0
CHI	0	1	1	0	0.0	0	0	0/0	0/0	0
@ DET	1	0	1	0	1.0	1	0	0/0	0/0	0
@ ARI	1	0	1	0	0.0	0	0	0/0	0/0	0
ATL	0	0	0	0	0.0	0	0	0/0	0/0	0
NYG	0	1	0	0	0.5	0	0	0/0	0/0	0
Totals	4	2	6	0	2.5	7	1	0/0	0/0	1
Career	82	69	151	--	19.0	--	4	2/0	0/0	5
PHI	2	1	3	0	0.0	2	0	0/0	0/0	0

#21 Marcus McCauley CB

	U	A	T	TFL	SK	H	FF	FR/Y	INT/Y	PD
INACTIVE										
INACTIVE										
INACTIVE										
INACTIVE										
0	0	0	0	0.0	0	0	0	0/0	0/0	0
0	0	0	0	0.0	0	0	0	0/0	0/0	0
0	0	0	0	0.0	0	0	0	0/0	0/0	0
INACTIVE										
INACTIVE										
0	0	0	0	0.0	0	0	0	0/0	0/0	0
0	0	0	0	0.0	0	0	0	0/0	0/0	0
0	0	0	0	0.0	0	0	0	0/0	0/0	0
3	1	4	0	0.0	0	0	0	0/0	0/0	0
0	0	0	0	0.0</						

MISCELLANEOUS TACKLES

#81 Visanthe Shiancoe TE

	U	A	T	TFL	SK	H	FF	FR/Y	INT/Y	PD
@ GB	1	0	1	0	0.0	0	0	0/0	0/0	0
IND	0	0	0	0	0.0	0	0	0/0	0/0	0
CAR	0	0	0	0	0.0	0	0	0/0	0/0	0
@ TEN	1	0	1	0	0.0	0	0	0/0	0/0	0
@ NO	0	0	0	0	0.0	0	0	0/0	0/0	0
DET	1	0	1	0	0.0	0	0	0/0	0/0	0
@ CHI	0	0	0	0	0.0	0	0	0/0	0/0	0
HOU	0	0	0	0	0.0	0	0	0/0	0/0	0
GB	0	0	0	0	0.0	0	0	0/0	0/0	0
@ TB	0	0	0	0	0.0	0	0	0/0	0/0	0
@ JAX	1	0	1	0	0.0	0	0	0/0	0/0	0
CHI	0	0	0	0	0.0	0	0	0/0	0/0	0
@ DET	0	0	0	0	0.0	0	0	0/0	0/0	0
@ ARI	0	0	0	0	0.0	0	0	0/0	0/0	0
ATL	0	0	0	0	0.0	0	0	0/0	0/0	0
NYG	0	0	0	0	0.0	0	0	0/0	0/0	0
Totals	4	0	4	0	0.0	0	0	0/0	0/0	0
PHI	0	0	0	0	0.0	0	0	0/0	0/0	0

#28 Adrian Peterson RB

	U	A	T	TFL	SK	H	FF	FR/Y	INT/Y	PD
	0	0	0	0	0.0	0	0	0/0	0/0	0
	0	0	0	0	0.0	0	0	0/0	0/0	0
	0	0	0	0	0.0	0	0	0/0	0/0	0
	1	0	1	0	0.0	0	0	0/0	0/0	0
	0	0	0	0	0.0	0	0	0/0	0/0	0
	0	0	0	0	0.0	0	0	0/0	0/0	0
	0	0	0	0	0.0	0	0	0/0	0/0	0
	0	0	0	0	0.0	0	0	0/0	0/0	0
	0	0	0	0	0.0	0	0	0/0	0/0	0
	1	0	1	0	0.0	0	0	0/0	0/0	0
	0	0	0	0	0.0	0	0	0/0	0/0	0
	0	0	0	0	0.0	0	0	0/0	0/0	0
	0	0	0	0	0.0	0	0	0/0	0/0	0
	1	0	1	0	0.0	0	0	0/0	0/0	0
	0	0	0	0	0.0	0	0	0/0	0/0	0
	1	0	1	0	0.0	0	0	0/0	0/0	0
	0	0	0	0	0.0	0	0	0/0	0/0	0
Totals	4	0	4	0	0.0	0	0	0/0	0/0	0
PHI	0	0	0	0	0.0	0	0	0/0	0/0	0

#78 Matt Birk C

	U	A	T	TFL	SK	H	FF	FR/Y	INT/Y	PD
	0	0	0	0	0.0	0	0	0/0	0/0	0
	0	0	0	0	0.0	0	0	0/0	0/0	0
	0	0	0	0	0.0	0	0	0/0	0/0	0
	2	0	2	0	0.0	0	0	0/0	0/0	0
	0	0	0	0	0.0	0	0	0/0	0/0	0
	0	0	0	0	0.0	0	0	0/0	0/0	0
	0	0	0	0	0.0	0	0	0/0	0/0	0
	0	0	0	0	0.0	0	0	0/0	0/0	0
	0	0	0	0	0.0	0	0	0/0	0/0	0
	0	0	0	0	0.0	0	0	0/0	0/0	0
	0	0	0	0	0.0	0	0	0/0	0/0	0
	0	0	0	0	0.0	0	0	0/0	0/0	0
	0	0	0	0	0.0	0	0	0/0	0/0	0
	1	0	1	0	0.0	0	0	0/0	0/0	0
	0	0	0	0	0.0	0	0	0/0	0/0	0
	0	0	0	0	0.0	0	0	0/0	0/0	0
Totals	3	0	3	0	0.0	0	0	0/0	0/0	0
PHI	0	0	0	0	0.0	0	0	0/0	0/0	0

#76 Steve Hutchinson G

	U	A	T	TFL	SK	H	FF	FR/Y	INT/Y	PD
@ GB	0	0	0	0	0.0	0	0	0/0	0/0	0
IND	0	0	0	0	0.0	0	0	0/0	0/0	0
CAR	0	0	0	0	0.0	0	0	0/0	0/0	0
@ TEN	0	0	0	0	0.0	0	0	0/0	0/0	0
@ NO	0	0	0	0	0.0	0	0	0/0	0/0	0
DET	1	0	1	0	0.0	0	0	0/0	0/0	0
@ CHI	0	0	0	0	0.0	0	0	0/0	0/0	0
HOU	0	0	0	0	0.0	0	0	0/0	0/0	0
GB	0	0	0	0	0.0	0	0	0/0	0/0	0
@ TB	0	0	0	0	0.0	0	0	0/0	0/0	0
@ JAX	0	0	0	0	0.0	0	0	0/0	0/0	0
CHI	0	0	0	0	0.0	0	0	0/0	0/0	0
@ DET	0	0	0	0	0.0	0	0	0/0	0/0	0
@ ARI	0	0	0	0	0.0	0	0	0/0	0/0	0
ATL	0	0	0	0	0.0	0	0	0/0	0/0	0
NYG	0	0	0	0	0.0	0	0	0/0	0/0	0
Totals	1	0	1	0	0.0	0	0	0/0	0/0	0
PHI	0	0	0	0	0.0	0	0	0/0	0/0	0

#29 Chester Taylor RB

	U	A	T	TFL	SK	H	FF	FR/Y	INT/Y	PD
	0	0	0	0	0.0	0	0	0/0	0/0	0
	0	0	0	0	0.0	0	0	0/0	0/0	0
	1	0	1	0	0.0	0	0	0/0	0/0	0
	0	0	0	0	0.0	0	0	0/0	0/0	0
	0	0	0	0	0.0	0	0	0/0	0/0	0
	0	0	0	0	0.0	0	0	0/0	0/0	0
	0	0	0	0	0.0	0	0	0/0	0/0	0
	0	0	0	0	0.0	0	0	0/0	0/0	0
	1	0	1	0	0.0	0	0	0/0	0/0	0
	0	0	0	0	0.0	0	0	0/0	0/0	0
	0	0	0	0	0.0	0	0	0/0	0/0	0
	0	0	0	0	0.0	0	0	0/0	0/0	0
	0	0	0	0	0.0	0	0	0/0	0/0	0
	1	0	1	0	0.0	0	0	0/0	0/0	0
	0	0	0	0	0.0	0	0	0/0	0/0	0
Totals	2	0	2	0	0.0	0	0	0/0	0/0	0
PHI	0	0	0	0	0.0	0	0	0/0	0/0	0

#87 Bernard Berrian WR

	U	A	T	TFL	SK	H	FF	FR/Y	INT/Y	PD
	0	0	0	0	0.0	0	0	0/0	0/0	0
	0	0	0	0	0.0	0	0	0/0	0/0	0
	0	0	0	0	0.0	0	0	0/0	0/0	0
	0	0	0	0	0.0	0	0	0/0	0/0	0
	0	0	0	0	0.0	0	0	0/0	0/0	0
	0	0	0	0	0.0	0	0	0/0	0/0	0
	1	0	1	0	0.0	0	0	0/0	0/0	0
	0	0	0	0	0.0	0	0	0/0	0/0	0
	0	0	0	0	0.0	0	0	0/0	0/0	0
	0	0	0	0	0.0	0	0	0/0	0/0	0
	0	0	0	0	0.0	0	0	0/0	0/0	0
	0	0	0	0	0.0	0	0	0/0	0/0	0
	1	0	1	0	0.0	0	0	0/0	0/0	0
	0	0	0	0	0.0	0	0	0/0	0/0	0
Totals	2	0	2	0	0.0	0	0	0/0	0/0	0
PHI	0	0	0	0	0.0	0	0	0/0	0/0	0

#40 Jim Kleinsasser TE

	U	A	T	TFL	SK	H	FF	FR/Y	INT/Y	PD
@ GB	0	0	0	0	0.0	0	0	0/0	0/0	0
IND	0	0	0	0	0.0	0	0	0/0	0/0	0
CAR	0	0	0	0	0.0	0	0	0/0	0/0	0
@ TEN	0	0	0	0	0.0	0	0	0/0	0/0	0
@ NO	0	0	0	0	0.0	0	0	0/0	0/0	0
DET	0	0	0	0	0.0	0	0	0/0	0/0	0
@ CHI	1	0	1	0	0.0	0	0	0/0	0/0	0
HOU	0	0	0	0	0.0	0	0	0/0	0/0	0
GB	0	0	0	0	0.0	0	0	0/0	0/0	0
@ TB	0	0	0	0	0.0	0	0	0/0	0/0	0
@ JAX	0	0	0	0	0.0	0	0	0/0	0/0	0
CHI	0	0	0	0	0.0	0	0	0/0	0/0	0
@ DET	0	0	0	0	0.0	0	0	0/0	0/0	0
@ ARI	0	0	0	0	0.0	0	0	0/0	0/0	0
ATL	0	0	0	0	0.0	0	0	0/0	0/0	0
NYG	0	0	0	0	0.0	0	0	0/0	0/0	0
Totals	1	0	1	0	0.0	0	0	0/0	0/0	0
PHI	0	0	0	0	0.0	0	0	0/0	0/0	0

#84 Aundrae Allison WR

	U	A	T	TFL	SK	H	FF	FR/Y	INT/Y	PD
	0	0	0	0	0.0	0	0	0/0	0/0	0
	0	0	0	0	0.0	0	0	0/0	0/0	0
	0	0	0	0	0.0	0	0	0/0	0/0	0
	0	0	0	0	0.0	0	0	0/0	0/0	0
	0	0	0	0	0.0	0	0	0/0	0/0	0
	0	0	0	0	0.0	0	0	0/0	0/0	0
	1	0	1	0	0.0	0	0	0/0	0/0	0
	0	0	0	0	0.0	0	0	0/0	0/0	0
	0	0	0	0	0.0	0	0	0/0	0/0	0
	0	0	0	0	0.0	0	0	0/0	0/0	0
	0	0	0	0	0.0	0	0	0/0	0/0	0
	1	0	1	0	0.0	0	0	0/0	0/0	0
	0	0	0	0	0.0	0	0	0/0	0/0	0
Totals	1	0	1	0	0.0	0	0	0/0	0/0	0
PHI	0	0	0	0	0					

THE LAST TIME...

BY THE VIKINGS	CATEGORY	BY AN OPPONENT
439 yards, at Chicago, 10/19/08 <i>Playoffs – 429 yards, vs. New Orleans, 1/6/01</i>	400 Yards Total Offense	488 yards, at Green Bay, 11/11/07 <i>Playoffs – 518 yards, at N.Y. Giants, 1/14/01</i>
528 yards, vs. San Diego, 11/4/07 <i>Playoffs – Has never happened</i>	500 Yards Total Offense	504 yards, at Cincinnati, 9/18/05 <i>Playoffs – 518 yards, at N.Y. Giants, 1/14/01</i>
Daunte Culpepper, 300 yards, vs. New Orleans, 9/25/05 <i>Playoffs – Daunte Culpepper, 316 yards, at Phil., 1/16/05</i>	300 Yards Passing In A Game By A Player	David Garrard, 317 yards, at Jacksonville, 11/23/08 <i>Playoffs – Donovan McNabb, 300 yards, vs. Philadelphia, 1/4/08</i>
Daunte Culpepper, 404 yards, at Detroit, 12/19/04 <i>Playoffs – Jeff George, 424 yards, at St. Louis, 1/16/00</i>	400 Yards Passing In A Game By A Player	Matt Leinart, 405 yards, vs. Arizona, 11/26/06 <i>Playoffs – Has never happened</i>
Tarvaris Jackson, at Arizona, 12/14/08 <i>Playoffs – Daunte Culpepper, at Green Bay, 1/9/05</i>	4 TD Passes In A Game By A Player	Tom Brady, vs. New England, 10/30/06 <i>Playoffs – Kerry Collins (5), at N.Y. Giants, 1/14/01</i>
Adrian Peterson, 103 yards, vs. N.Y. Giants, 12/28/08 <i>Playoffs – Robert Smith, 140 yards, vs. Dallas, 1/9/00</i>	100 Yards Rushing In A Game By A Player	Ryan Grant, 119 yards, at Green Bay, 11/11/07 <i>Playoffs – Terry Kirby, 120 yards, at San Francisco, 1/3/98</i>
Adrian Peterson, 296 yards, vs. San Diego, 11/4/07 <i>Playoffs – Has never happened</i>	200 Yards Rushing In A Game By A Player	Walter Payton, 275 yards, at Chicago, 11/20/77 <i>Playoffs – Has never happened</i>
Chester Taylor, vs. Oakland, 11/18/07 <i>Playoffs – Has never happened</i>	3 TDs Rushing In A Game By A Player	Steven Jackson, vs. St. Louis, 12/31/06 <i>Playoffs – Has never happened</i>
Visanthe Shiancoe, 136 Yards, vs. Atlanta, 12/21/08 <i>Playoffs – Marcus Robinson, 119 yards, at Phil., 1/16/05</i>	100 Yards Receiving In A Game By A Player	Maurice Jones-Drew, 113 Yards, at Jacksonville, 11/23/08 <i>Playoffs – Ike Hilliard, 155 yards, at N.Y. Giants, 1/14/01</i>
Marcus Robinson (15, 15, 2), vs. Cleveland, 11/27/05 <i>Playoffs – Has never happened</i>	3 TD Catches In A Game By A Player	Marvin Harrison (4, 15, 18), at Indianapolis, 12/24/00 <i>Playoffs – Has never happened</i>
Chester Taylor, vs. Oakland, 11/18/07 (3 rushing) <i>Playoffs – Leroy Hoard, vs. Arizona, 1/10/99 (2 rushing, 1 rec.)</i>	3 TD In A Game By A Player	Marshall Faulk, at St. Louis, 11/30/03 (3 rushing) <i>Playoffs – Mario Bates, vs. Arizona, 1/10/99 (3 rushing)</i>
Ahmad Rashad, vs. San Francisco, 9/2/79 (4 receiving) <i>Playoffs – Has never happened</i>	4 TD In A Game By A Player	Steven Jackson, vs. St. Louis, 12/31/06 (3 rushing, 1 rec.) <i>Playoffs – Has never happened</i>
Darren Sharper, at N.Y. Giants, 11/13/05 <i>Playoffs – Has never happened</i>	3 INTs In A Game By A Player	Deltha O'Neal, at Cincinnati, 9/18/05 <i>Playoffs – Has never happened</i>
Bernard Berrian, 82 yards, at Arizona, 12/14/08 <i>Playoffs – Anthony Carter, 84 yards, at New Orleans, 1/3/88</i>	Punt Returned For A TD	Will Blackmon, 65 yards, vs. Green Bay, 11/9/08 <i>Playoffs – Golden Richards, 63 yards, at Dallas, 12/30/73</i>
Aundrae Allison, 104 yards, vs. Detroit, 12/2/07 <i>Playoffs – Has never happened</i>	Kickoff Returned For A TD	J.J. Arrington, 99 yards, vs. Arizona, 11/26/06 <i>Playoffs – Tony Home, 95 yards, at St. Louis, 1/16/00</i>
Kevin Williams, 18 yards, at San Francisco, 12/9/07 <i>Playoffs – Reggie Rutland, 27 yards, at San Francisco, 1/9/88</i>	INT Returned For A TD	Nick Collins, 59 yards, vs. Green Bay, 11/9/08 <i>Playoffs – Asante Samuel, 44 yards, vs. Philadelphia, 1/4/08</i>
Napoleon Harris, 27 yards at Jacksonville, 11/23/08 <i>Playoffs – Nate Wright, 20 yards, vs. St. Louis, 12/21/74</i>	Fumble Returned For A TD	Zachary Bowman, recovered in end zone at Chicago, 10/19/08 <i>Playoffs – Kevin Miniefield, 48 yards, vs. Chicago, 1/1/95</i>
Jim Kleinsasser, vs. Chicago, 1/1/06 <i>Playoffs – Scott Studwell, at L.A. Rams, 12/31/78</i>	Punt Blocked	Craig Steltz, at Chicago, 10/19/08 <i>Playoffs – Spencer Tillman, at San Francisco, 1/6/90</i>
Issiac Holt, recovered in end zone, vs. San Francisco, 10/12/86 (Blocked by Gerald Robinson) <i>Playoffs – Terry Brown, recovered in end zone, vs. Pittsburgh 1/12/75 (Blocked by Matt Blair)</i>	Punt Blocked For TD	Garrett Wolfe, 17 yds, at Chicago, 10/19/08 (Blocked by Craig Steltz) <i>Playoffs – Doug Rogers recovered blocked kick in end zone, vs. Atlanta, 1/9/83 (Blocked by Paul Davis)</i>
Mike Merriweather, vs. L.A. Rams, 11/5/89 <i>Playoffs – Has never happened</i>	Punt Blocked For Safety	Kevin Miniefield, vs. Chicago, 10/28/96 <i>Playoffs – Has never happened</i>
Aaron Rodgers sacked in end zone by Jared Allen, vs. Green Bay, 11/9/08 <i>Playoffs – Ron Jaworski tackled in end zone by Doug Martin and Matt Blair, at Philadelphia, 1/3/81</i>	Safety Scored	Chris Kluwe out of bounds, at Jacksonville, 11/23/08 <i>Playoffs – Fran Tarkenton tackled in end zone, vs. Pittsburgh, 1/12/75</i>
Pat Williams, at Chicago, 10/19/08 <i>Playoffs – Matt Blair, at Philadelphia, 1/3/81</i>	Field Goal Blocked	Dominique Rodgers-Cromartie, at Arizona, 12/14/08 <i>Playoffs – at Green Bay, 1/9/05</i>

THE LAST TIME, Cont...

BY THE VIKINGS	CATEGORY	BY AN OPPONENT
Antoine Winfield, 59 yards, at New Orleans, 10/6/08 <i>Playoffs – Bobby Bryant, 90 yards, vs. L.A. Rams, 12/26/76</i>	Blocked FG Returned For A TD	Roderick Hood, 68 yards, at Arizona, 12/14/08 <i>Playoffs – Has never happened</i>
Ryan Longwell, vs. Chicago, 12/17/07 <i>Playoffs – Chuck Nelson, at San Francisco, 1/1/89</i>	PAT Missed (1 pt.)	Jason Hanson (kick aborted), at Detroit, 12/19/04 <i>Playoffs – Mike Cofer, at San Francisco, 1/6/90</i>
Fernando Smith, at San Francisco, 12/18/95 <i>Playoffs – Carl Eller, at Dallas, 1/1/78</i>	PAT Blocked	Jared DeVries, vs. Detroit, 10/8/06 <i>Playoffs – Has never happened</i>
Minnesota 50, Jacksonville 10, 12/20/98 <i>Playoffs – Has never happened</i>	50 Points Scored In A Game	San Francisco 51, Minnesota 7, 12/8/84
Chicago 48, Minnesota 41, at Chicago, 10/19/08 <i>Playoffs – Minnesota 41, Arizona 21, 1/10/99</i>	40 Points Scored In A Game	Chicago 48, Minnesota 21, at Chicago, 10/19/08 <i>Playoffs – N.Y. Giants 41, Minnesota 0, 1/14/01</i>
Minnesota 13, Detroit 0, 12/5/93 <i>Playoffs – Has never happened</i>	Shutout Scored	Green Bay 34, Minnesota 0, 11/11/07 <i>Playoffs – N.Y. Giants 41, Minnesota 0, 1/14/01</i>
Minnesota 16, Carolina 13, 9/17/06 <i>Playoffs – Has never happened</i>	Overtime Victory	Denver 22, Minnesota 19, 12/30/07 <i>Playoffs – Atlanta 30, Minnesota 27, 1/17/99</i>
Tarvaris Jackson run, at Denver, 12/30/07 <i>Playoffs – Leroy Hoard run, at St. Louis, 1/16/00</i>	Two-Point Conversion	Dominic Rhodes run, vs. Indianapolis, 9/14/08 <i>Playoffs – Has never happened</i>



MISCELLANEOUS STATS

- **First Downs and Fourth Down Efficiency**
 - **Red Zone Efficiency**
 - **Takeaways And Turnovers**
 - **Scoring Drives**
 - **Individual and Team Single-Game Bests**
- **Week-by-Week Leaders and Week-by-Week Starters**
 - **Vikings Record When**
 - **Long Plays**
 - **Gameday Inactives**
 - **2008 Game Summaries**

FIRST DOWNS EARNED-REGULAR SEASON

**Total First Downs (First Downs on Third or Fourth Downs)
One awarded to passer and receiver on passing plays**

PLAYER	RUSHING	RECEIVING	PASSING	TOTAL
Gus Frerotte	3(2)	-	101(38)	104(40)
Adrian Peterson	81(18)	4	-	85(18)
	2(1)	-	-	2(1)
Tarvaris Jackson	10(7)	-	48(18)	58(25)
	1	-	9(6)	10(6)
Chester Taylor	19(7)	17(11)	1(1)	37(19)
	2(1)	1(1)	-	3(2)
Bernard Berrian	2	34(11)	-	36(11)
	-	2(2)	-	2(2)
Bobby Wade	-	32(9)	-	32(9)
	-	2(1)	-	2(1)
Visanthe Shiancoe	-	30(7)	-	30(7)
Sidney Rice	-	12(12)	-	12(12)
	-	2(1)	-	2(1)
Aundrae Allison	-	8(5)	-	8(5)
Jeff Dugan	4(4)	1	-	5(4)
Jim Kleinsasser	-	5(1)	-	5(1)
	-	2(1)	-	2(1)
Garrett Mills	-	3(1)	-	3(1)
Naufahu Tahi	-	2	-	2
Robert Ferguson	-	2	-	2
TOTAL	119(38)	150(57)	150(57)	419(152)
PLAYOFF TOTAL	5(2)	9(6)	9(6)	23(14)

FOURTH DOWN EFFICIENCY

Game	Att.	Quarter	Play/Result/Drive Result
at Green Bay (9/8)	2/2	4 4	Jackson 23t pass to Rice (4-1, GB 23), TD Jackson 3 run (4-1, GB 29), TD
vs. Indianapolis (9/14)	0/0	-	-
vs. Carolina (9/21)	0/1	4	Frerotte -2 kneel (4-11, CAR 14), End of game
at Tennessee (9/28)	0/0	-	-
at New Orleans (10/6)	0/0	-	-
vs. Detroit (10/12)	0/0	-	-
at Chicago (10/19)	3/4	1 3 4 4	Peterson 1t run (4-1, CHI 1), TD Frerotte inc. pass to Berrian (4-1, CHI 36), Downs Frerotte 10 pass to Allison (4-3, CHI 49), FG Frerotte 19 pass to Wade (4-16, CHI 27), TD
vs. Houston (11/2)	1/1	1	Frerotte 2 run (4-1, HOU 24), TD
vs. Green Bay (11/9)	0/1	4	Peterson fumble, no gain (4-1, MIN 41), Downs
at Tampa Bay (11/18)	0/2	3 4	Frerotte inc. pass to Peterson (4-1, MIN 49), Downs Frerotte inc. pass to Rice (4-1, MIN 27), Downs
at Jacksonville (11/23)	1/1	3 4	Frerotte 2 run (4-1, JAX 20), FG Kluwe -7 run (4-7, MIN 7), Safety
vs. Chicago (11/30)	0/0	-	-
at Detroit (12/7)	0/0	-	-
at Arizona (12/14)	0/0	-	-
vs. Atlanta (12/21)	2/4	4 4 4 4	Jackson inc. pass to Berrian (4-7, MIN 47), Downs Peterson 3 run (4-1, MIN 27), TD Peterson 2 run (4-1, ATL 31), TD Jackson inc. pass to Rice (4-16, MIN 41), Downs
vs. NY Giants (12/30)	0/1	2	Jackson -4 run (4-1, NYG 39), FG
vs. Philadelphia (NFC WC)	0/0	-	-

RED ZONE EFFICIENCY

AT GREEN BAY (9/8/08)

	1 st	2 nd	3 rd	4 th	Poss.	TDs	FGs	PTs
OFFENSE	0	1	1	1	3	1	2/2	13
DEFENSE	0	2	0	1	3	2	0/1	14

VS. INDIANAPOLIS (9/14/08)

	1 st	2 nd	3 rd	4 th	Poss.	TDs	FGs	PTs
OFFENSE	1	0	1	0	2	0	2	6
DEFENSE	0	0	1	1	2	1	0	7

VS. CAROLINA (9/21/08)

	1 st	2 nd	3 rd	4 th	Poss.	TDs	FGs	PTs
OFFENSE	0	1	0	2	3	0	2	6
DEFENSE	0	1	0	0	1	1	0	7

AT TENNESSEE (9/28/08)

	1 st	2 nd	3 rd	4 th	Poss.	TDs	FGs	PTs
OFFENSE	0	0	0	1	1	1	0	7
DEFENSE	2	2	0	1	5	3	2	27

AT NEW ORLEANS (10/6/08)

	1 st	2 nd	3 rd	4 th	Poss.	TDs	FGs	PTs
OFFENSE	0	2	0	1	3	1	2	13
DEFENSE	3	1	0	0	4	1	1	10

VS. DETROIT (10/12/08)

	1 st	2 nd	3 rd	4 th	Poss.	TDs	FGs	PTs
OFFENSE	1	0	0	2	3	0	1	3
DEFENSE	0	1	1	0	2	1	1	10

AT CHICAGO (10/19/08)

	1 st	2 nd	3 rd	4 th	Poss.	TDs	FGs	PTs
OFFENSE	1	2	0	2	5	3	2	27
DEFENSE	1	1	0	1	3	2	1	17

VS. HOUSTON (11/2/08)

	1 st	2 nd	3 rd	4 th	Poss.	TDs	FGs	PTs
OFFENSE	1	1	0	1	3	2	0	14
DEFENSE	0	1	2	1	4	2	0	14

VS. GREEN BAY (11/9/08)

	1 st	2 nd	3 rd	4 th	Poss.	TDs	FGs	PTs
OFFENSE	1	0	0	0	1	1	0	7
DEFENSE	1	0	0	0	1	1	0	7

AT TAMPA BAY (11/16/08)

	1 st	2 nd	3 rd	4 th	Poss.	TDs	FGs	PTs
OFFENSE	0	1	0	0	1	1	0	7
DEFENSE	1	1	1	2	5	1	4	19

AT JACKSONVILLE (11/23/08)

	1 st	2 nd	3 rd	4 th	Poss.	TDs	FGs	PTs
OFFENSE	1	0	1	2	4	2	2	20
DEFENSE	1	2	0	1	4	1	1	10

VS. CHICAGO (11/30/08)

	1 st	2 nd	3 rd	4 th	Poss.	TDs	FGs	PTs
OFFENSE	0	2	0	2	4	2	2	20
DEFENSE	0	1	1	0	2	1	0	7

AT DETROIT (12/7/08)

	1 st	2 nd	3 rd	4 th	Poss.	TDs	FGs	PTs
OFFENSE	0	1	1	1	3	2	1	17
DEFENSE	1	2	0	0	3	0	2	6

AT ARIZONA (12/14/08)

	1 st	2 nd	3 rd	4 th	Poss.	TDs	FGs	PTs
OFFENSE	1	2	1	0	4	2	0	14
DEFENSE	0	0	0	2	2	0	0	0

VS. ATLANTA (12/21/08)

	1 st	2 nd	3 rd	4 th	Poss.	TDs	FGs	PTs
OFFENSE	0	0	1	2	3	1	1	10
DEFENSE	1	2	1	0	4	3	1	24

VS. NY GIANTS (12/28/08)

	1 st	2 nd	3 rd	4 th	Poss.	TDs	FGs	PTs
OFFENSE	0	1	0	1	2	0	2	6
DEFENSE	0	0	1	0	1	0	0	0

VS. PHILADELPHIA (1/4/09) – NFC WILD CARD PLAYOFFS

	1 st	2 nd	3 rd	4 th	Poss.	TDs	FGs	PTs
OFFENSE	0	1	0	0	1	1	0	7
DEFENSE	0	1	0	0	1	0	1	3

KEY

Poss. = Possessions

TDs = Touchdowns

FGs = Field Goals

PTs = Points

TAKEAWAYS AND TURNOVERS – REGULAR SEASON

TAKEAWAYS

- 25 Takeaways (12 INT, 13 FR)
 - 13 resulted in 75 Vikings' points
 - 5 inside Vikings' 20
 - 1 inside opponents' 20

- 13 First Half Takeaways (4 INT, 9 FR)
 - 9 resulted in 55 Vikings' points
 - 2 inside Vikings' 20
 - 1 inside opponents 20

- 6 1st Quarter Takeaways (2 INT, 4 FR)
 - 5 resulted in 31 Vikings' points

- 7 2nd Quarter Takeaways (2 INT, 5 FR)
 - 4 resulted in 24 Vikings' points
 - 2 inside Vikings' 20
 - 1 inside opponents 20

- 12 Second Half Takeaways (8 INT, 4 FR)
 - 4 resulted in 20 Vikings' points
 - 3 inside Vikings' 20

- 5 3rd Quarter Takeaways (3 FR, 2 INT)
 - 2 resulted in 10 Vikings' points
 - 1 inside Vikings' 20

- 7 4th Quarter Takeaways (6 INT, 1 FR)
 - 2 resulted in 10 Vikings' points
 - 2 inside Vikings' 20

PLUS/MINUS TURNOVER RATIO

First Half (-3)	13 Takeaways
First Quarter (-1)	6 Takeaways
Second Quarter (-2)	7 Takeaways
Second Half (-3)	12 Takeaways
Third Quarter (-4)	5 Takeaways
Fourth Quarter (+1)	7 Takeaways
Overtime	0 Takeaways
Totals (-6)	25 Takeaways

TURNOVERS

- 31 Turnovers (14 FR, 17 INT)
 - 15 resulted in 85 opponents points
 - 3 inside Vikings' 20
 - 4 inside opponents' 20

- 16 First Half Turnovers (8 FR, 8 INT)
 - 9 resulted in 51 opponents points
 - 2 inside Vikings' 20
 - 3 inside opponents' 20

- 7 1st Quarter Turnovers (3 FR, 4 INT)
 - 5 resulted in 31 opponent points
 - 1 inside opponents' 20

- 9 2nd Quarter Turnovers (5 FR, 4 INT)
 - 4 resulted in 20 opponent points
 - 2 inside Vikings' 20
 - 2 inside opponents 20

- 15 Second Half Turnovers (6 FR, 9 INT)
 - 6 resulted in 34 opponents points
 - 1 inside Vikings' 20
 - 1 inside opponents 20

- 9 3rd Quarter Turnovers (3 FR, 6 INT)
 - 4 resulted in 24 opponents points
 - 1 inside opponents 20

- 6 4th Quarter Turnovers (3 INT, 3 FR)
 - 2 resulted in 10 opponents points
 - 1 inside Vikings' 20

16 Turnovers
8 Turnovers
9 Turnovers
15 Turnovers
9 Turnovers
6 Turnovers
0 Turnovers

31 Turnovers

-6 Turnover Ratio

TAKEAWAYS AND TURNOVERS - PLAYOFFS

TAKEAWAYS

2 Takeaways (1 INT, 1 FR)
1 First Half Takeaway (1 INT)
0 1st Quarter Takeaways
1 2nd Quarter Takeaway (1 INT)
1 Second Half Takeaway (1 FR)
1 3rd Quarter Takeaway (1 FR)
0 4th Quarter Takeaways

PLUS/MINUS TURNOVER RATIO

First Half (Even)	1 Takeaway
First Quarter (Even)	0 Takeaways
Second Quarter (Even)	1 Takeaway
Second Half (Even)	1 Takeaway
Third Quarter (+1)	1 Takeaway
Fourth Quarter (-1)	0 Takeaways
Overtime	0 Takeaways
Totals (Even)	2 Takeaways

TURNOVERS

2 Turnovers (1 FR, 1 INT)
 2 resulted in 10 opponents points
1 First Half Turnover (1 INT)
 1 resulted in 7 opponents points
0 1st Quarter Turnovers
1 2nd Quarter Turnover (1 INT)
 1 resulted in 7 opponent points
1 Second Half Turnover (1 FR)
 1 resulted in 3 opponents points
0 3rd Quarter Turnovers
1 4th Quarter Turnovers (1 FR)
 1 resulted in 3 opponents points

1 Turnover
0 Turnovers
1 Turnovers
1 Turnovers
0 Turnovers
1 Turnovers
0 Turnovers
2 Turnovers

EVEN Turnover Ratio

TAKEAWAYS AND TURNOVERS BREAKDOWN

TAKEAWAYS – Fumble Recoveries and Interceptions

DATE	OPPONENT	TAKEAWAY	QTR.	YD-LINE	RESULT
9/14/08	Indianapolis	Interception by Winfield	1	MIN 42	Field Goal
9/14/08	Indianapolis	Interception by Gordon	4	IND 47	Missed Field Goal
9/21/08	Carolina	Fumble recovery by Leber	1	MIN 48	Punt
9/21/08	Carolina	Fumble recovery by Winfield	2	CAR 21	Touchdown
9/28/08	Tennessee	Fumble recovery by E.J. Henderson	2	TENN 41	Missed Field Goal
10/6/08	New Orleans	Fumble recovery by Winfield	2	NO 14	Touchdown
10/6/08	New Orleans	Fumble recovery by T. Johnson	2	MIN 32	Punt
10/6/08	New Orleans	Interception by Leber	2	MIN 12	Field Goal
10/6/08	New Orleans	Interception by T. Johnson	4	MIN 19	End of game
10/12/08	Detroit	Fumble recovery by Leber	4	MIN 30	Blocked FG
10/19/08	Chicago	Fumble recovery by P. Williams	3	CHI 45	Downs
11/2/08	Houston	Interception by Winfield	2	MIN 5	Punt
11/2/08	Houston	Fumble recovery by Leber	2	MIN 44	Touchdown
11/2/08	Houston	Interception by M. Williams	3	MIN -2	Punt
11/16/08	Tampa Bay	Fumble recovery by Leber	3	MIN 28	Punt
11/23/08	Jacksonville	Fumble recovery by Harris	1	JAX 28	Touchdown
11/23/08	Jacksonville	Fumble recovery by Thomas	1	JAX 28	Touchdown
11/23/08	Jacksonville	Fumble recovery by Sharper	3	JAX 38	Field Goal
11/23/08	Jacksonville	Interception by Sapp	4	MIN 5	Punt
11/23/08	Jacksonville	Interception by M. Williams	4	MIN 25	End of game
11/30/08	Chicago	Interception by Sharper	3	CHI 47	Touchdown
11/30/08	Chicago	Interception by Leber	4	MIDFIELD	Touchdown
11/30/08	Chicago	Interception by Sapp	4	CHI 49	Field Goal
12/14/08	Arizona	Interception by Griffin	1	ARZ 45	Touchdown
12/14/08	Arizona	Fumble recovery by Sharper	1	ARZ 43	Touchdown
NFC WC	<i>Philadelphia</i>	<i>Interception by Griffin</i>	2	<i>PHI 47</i>	<i>Punt</i>
NFC WC	<i>Philadelphia</i>	<i>Fumble recovery by Evans</i>	3	<i>MIN 46</i>	<i>Punt</i>

TAKEAWAYS AND TURNOVERS BREAKDOWN

TURNOVERS – Fumbles Lost and Had Intercepted

DATE	OPPONENT	TURNOVER	QTR.	YD-LINE	RESULT
9/8/08	Green Bay	Intercepted pass from Jackson	4	GB 39	End of game
9/14/08	Indianapolis	Fumble lost by Jackson	3	MIN 33	Missed FG
9/21/08	Carolina	Intercepted pass from Frerotte	1	CAR 35	Punt
9/28/08	Tennessee	Fumble lost by Tahj	1	MIN 37	Touchdown
9/28/08	Tennessee	Fumble lost by Peterson	2	MIN 15	Touchdown
9/28/08	Tennessee	Fumble lost by Frerotte	3	TEN 39	Punt
9/28/08	Tennessee	Intercepted pass from Frerotte	4	MIN 17	Touchdown
10/12/08	Detroit	Fumble lost by Peterson	1	DET 1	Safety - MIN
10/12/08	Detroit	Intercepted pass from Frerotte	3	DET 45	Punt
10/12/08	Detroit	Fumble lost by Peterson	4	DET 38	Takeaway - FR
10/19/08	Chicago	Fumble lost by Gordon	2	MIN 2	Touchdown
10/19/08	Chicago	Intercepted pass from Frerotte	2	MIN 31	Blocked FG
10/19/08	Chicago	Intercepted pass from Frerotte	3	CHI 37	Takeaway - FR
10/19/08	Chicago	Intercepted pass from Frerotte	3	CHI 44	Touchdown
10/19/08	Chicago	Intercepted pass from Frerotte	4	MIN 41	End of game
11/2/08	Houston	Intercepted pass from Frerotte	1	MIN 44	Touchdown
11/9/08	Green Bay	Intercepted pass from Frerotte	1	GB 43	Touchdown
11/9/08	Green Bay	Intercepted pass from Frerotte	2	GB 41	Field Goal
11/9/08	Green Bay	Intercepted pass from Frerotte	3	GB 41	Touchdown
11/16/08	Tampa Bay	Fumble lost by Hicks	4	MIN 26	Field Goal
11/16/08	Tampa Bay	Fumble lost by Taylor	4	MIN 30	End of game
11/23/08	Jacksonville	Intercepted pass from Frerotte	2	JAX 44	Missed Field Goal
11/30/08	Chicago	Intercepted pass from Frerotte	3	MIN 40	Touchdown
12/7/08	Detroit	Intercepted pass from Frerotte	1	DET 34	Field Goal
12/7/08	Detroit	Intercepted pass from Frerotte	2	MIN 26	Downs
12/14/08	Arizona	Fumble lost by Taylor	2	ARZ 9	Punt
12/21/08	Atlanta	Fumble lost by Berrian	1	MIN 22	Touchdown
12/21/08	Atlanta	Fumble lost by Peterson	2	ATL 17	Punt
12/21/08	Atlanta	Fumble lost by Jackson	2	MIN 47	Field Goal
12/21/08	Atlanta	Fumble lost by Jackson	3	ATL 25	Punt
12/28/08	NY Giants	Intercepted pass from Jackson	3	NYG 6	Field Goal
NFC WC	Philadelphia	Intercepted pass from Jackson	2	MIN 35	Touchdown
NFC WC	Philadelphia	Fumble lost by Birk	4	MIN 47	Field Goal

TAKEAWAYS AND TURNOVERS BREAKDOWN

FUMBLE BREAKDOWN

PLAYER	FUMBLES	LOST
Tarvaris Jackson	5	3
Charles Gordon	1	1
Aundrae Allison	2	0
Naufahu Tahi	1	1
Adrian Peterson	9	4
Gus Frerotte	4	1
Bobby Wade	2	0
Chris Kluwe	1	0
Chester Taylor	2	2
Ben Leber	1	0
Maurice Hicks	1	1
Bernard Berrian	1	1
Matt Birk	1	0
TOTAL	31	14

FUMBLE BREAKDOWN - PLAYOFFS

PLAYER	FUMBLES	LOST
<i>Matt Birk</i>	<i>1</i>	<i>1</i>
<i>Tarvaris Jackson</i>	<i>1</i>	<i>0</i>
TOTAL	2	1

SCORING DRIVES

Opponent	Plays	Poss. Time	Quarter	Net Yards	How Acquired	Scoring Play
9/8 @ Green Bay	6	2:57	2	51	Punt	Longwell 37 FG
9/8 @ Green Bay	9	4:08	3	77	Kickoff	Longwell 27 FG
9/8 @ Green Bay	15	7:23	4	79	Kickoff	Jackson 23 pass to Rice
9/8 @ Green Bay	11	3:24	4	80	Kickoff	Peterson 3 run
9/14 vs. Indianapolis	6	2:14	1	31	Interception	Longwell 45 FG
9/14 vs. Indianapolis	8	3:56	1	43	Punt	Longwell 27 FG
9/14 vs. Indianapolis	3	0:21	2	45	Punt	Longwell 53 FG
9/14 vs. Indianapolis	8	4:22	3	34	Kickoff	Longwell 46 FG
9/14 vs. Indianapolis	8	3:31	3	36	Punt	Longwell 28 FG
9/21 vs. Carolina	15	8:09	2	69	Kickoff	Longwell 28 FG
9/21 vs. Carolina	5	2:07	3	80	Kickoff	Frerotte 34 pass to Shiancoe
9/21 vs. Carolina	19	11:34	4	75	Punt	Longwell 32 FG
9/28 @ Tennessee	10	4:12	2	80	Kickoff	Peterson 28 run
9/28 @ Tennessee	11	2:54	2	43	Kickoff	Longwell 42 FG
9/28 @ Tennessee	11	4:13	4	79	Punt	Peterson 3 run
10/6 @ New Orleans	4	2:05	1	4	Kickoff	Longwell 53 FG
10/6 @ New Orleans	3	1:32	2	5	Fumble	Taylor 4 pass to Shiancoe
10/6 @ New Orleans	15	3:20	2	72	Interception	Longwell 33 FG
10/6 @ New Orleans	7	4:26	4	75	Kickoff	Frerotte 33 pass to Berrian
10/6 @ New Orleans	6	1:45	4	51	Missed FG	Longwell 30 FG
10/12 vs. Detroit	1	0:14	3	86	Punt	Frerotte 86 pass to Berrian
10/12 vs. Detroit	10	4:32	4	71	Punt	Longwell 26 FG
10/19 @ Chicago	10	5:42	1	67	Kickoff	Peterson 3 run
10/19 @ Chicago	6	3:25	1	70	Kickoff	Frerotte 24 to Shiancoe
10/19 @ Chicago	8	4:23	2	42	Kickoff	Longwell 26 FG
10/19 @ Chicago	7	3:25	2	68	Blocked FG	Taylor 1 run
10/19 @ Chicago	4	1:32	3	64	Kickoff	Peterson 54 run
10/19 @ Chicago	12	5:54	4	63	Kickoff	Longwell 23 FG
10/19 @ Chicago	13	4:11	4	75	Punt	Frerotte 5 pass to Berrian
11/2 vs. Houston	4	2:12	1	66	Kickoff	Peterson 1 run
11/2 vs. Houston	13	5:59	2	47	Punt	Frerotte 8 pass to Rice
11/2 vs. Houston	3	1:35	2	56	Fumble	Frerotte 49 pass to Berrian
11/2 vs. Houston	7	3:25	4	84	Punt	Frerotte 25 pass to Shiancoe
11/9 vs. Green Bay	9	4:06	1	36	Punt	Frerotte 3 pass to Rice
11/9 vs. Green Bay	11	6:05	2	43	Kickoff	Longwell 54 FG
11/9 vs. Green Bay	8	4:29	3	77	Kickoff	Frerotte 47 pass to Taylor
11/9 vs. Green Bay	7	3:34	4	69	Kickoff	Peterson 29 run
11/16 @ Tampa Bay	8	4:44	1	36	Downs	Longwell 43 FG
11/16 @ Tampa Bay	8	4:15	2	76	Kickoff	Frerotte 4 pass to Wade
11/16 @ Tampa Bay	12	6:01	2	51	Kickoff	Longwell 37 FG
11/23 @ Jacksonville	3	1:21	1	28	Fumble	Taylor 3 run
11/23 @ Jacksonville	5	1:57	1	19	Kickoff	Longwell 54 FG
11/23 @ Jacksonville	7	4:02	3	23	Fumble	Longwell 32 FG
11/23 @ Jacksonville	11	6:28	4	65	Punt	Longwell 22 FG
11/23 @ Jacksonville	10	4:58	4	60	Punt	Peterson 19 run
11/30 vs. Chicago	5	1:42	2	60	Punt	Longwell 23 FG
11/30 vs. Chicago	1	0:11	2	99	Downs	Frerotte 99 pass to Berrian
11/30 vs. Chicago	8	1:48	2	86	Punt	Frerotte 1 run
11/30 vs. Chicago	5	2:36	3	35	Interception	Taylor 21 run
11/30 vs. Chicago	6	3:33	4	22	Interception	Peterson 1 run
11/30 vs. Chicago	7	3:46	4	11	Interception	Longwell 27 FG
12/7 @ Detroit	12	6:44	2	65	Kickoff	Longwell 35 FG

SCORING DRIVES

Opponent	Plays	Poss. Time	Quarter	Net Yards	How Acquired	Scoring Play
12/7 @ Detroit	5	2:56	3	61	Punt	Taylor 17 run
12/7 @ Detroit	11	5:35	4	90	Punt	Jackson 11 pass to Wade
12/7 @ Detroit	10	5:22	4	54	Kickoff	Longwell 50 FG
12/14 @ Arizona	6	2:51	1	47	Interception	Jackson 47 pass to Berrian
12/14 @ Arizona	6	3:14	1	23	Fumble	Jackson 6 pass to Rice
12/14 @ Arizona	12	7:06	2	91	Punt	Jackson 11 pass to Taylor
12/14 @ Arizona	7	4:10	3	80	Kickoff	Jackson 59 pass to Wade
12/21 vs. Atlanta	12	6:47	1	90	Kickoff	Jackson 21 pass to Shiancoe
12/21 vs. Atlanta	12	6:06	4	69	Kickoff	Longwell 29 FG
12/21 vs. Atlanta	12	3:14	4	82	Punt	Jackson 17 pass to Shiancoe
12/28 vs. NY Giants	8	3:38	2	37	Punt	Longwell 48 FG
12/28 vs. NY Giants	3	1:30	2	76	Punt	Peterson 67 run
12/28 vs. NY Giants	3	1:56	4	66	Kickoff	Jackson 54 pass to Berrian
12/28 vs. NY Giants	9	3:17	4	30	Missed FG	Longwell 50 FG
NFC WC vs. PHI	8	3:55	2	78	Kickoff	Peterson 40 run
NFC WC vs. PHI	9	4:43	2	64	Kickoff	Peterson 3 run

VIKINGS ACTIVE SCORING CHART

MINNESOTA VIKINGS CAREER SCORING

PLAYER	TDs	PA	RU	REC	INT	KR	PR	FUM	BL-FG	BL-PT	PAT	RU-2pt	PA-2pt	FG	S	PTS
Allen	-	-	-	-	-	-	-	-	-	-	-	-	-	-	2	4
Allison	1	-	-	-	-	1	-	-	-	-	-	-	-	-	-	6
Berrian	8	-	-	7	-	-	1	-	-	-	-	-	-	-	-	48
Dugan	1	-	-	1	-	-	-	-	-	-	-	-	-	-	-	6
Edwards	1	-	-	-	-	-	-	1	-	-	-	-	-	-	-	6
Ferguson	1	-	-	1	-	-	-	-	-	-	-	-	-	-	-	6
Frerotte	20	19	1	-	-	-	-	-	-	-	-	-	-	-	-	126
Greenway	1	-	-	-	1	-	-	-	-	-	-	-	-	-	-	6
Griffin	1	-	-	-	-	-	-	1	-	-	-	-	-	-	-	6
Harris	1	-	-	-	-	-	-	1	-	-	-	-	-	-	-	6
Henderson	1	-	-	-	1	-	-	-	-	-	-	-	-	-	-	6
Jackson	24	20	4	-	-	-	-	-	-	-	-	2	-	-	-	148
Kleinsasser	7	-	1	6	-	-	-	-	-	-	-	-	-	-	-	42
Leber	1	-	-	-	-	-	-	1	-	-	-	-	-	-	-	6
Longwell	1	1	-	-	-	-	-	-	-	-	108	-	-	70	-	324
Peterson	25	-	24	1	-	-	-	-	-	-	-	-	-	-	-	150
Rice	8	-	-	8	-	-	-	-	-	-	-	-	-	-	-	48
Sharper	4	-	-	-	4	-	-	-	-	-	-	-	-	-	-	24
Shiancoe	8	-	-	8	-	-	-	-	-	-	-	-	-	-	-	48
Taylor	20	1	17	2	-	-	-	-	-	-	-	-	-	-	-	120
Wade	7	-	-	7	-	-	-	-	-	-	-	-	-	-	-	42
K. Williams	4	-	-	-	2	-	-	2	-	-	-	-	-	-	-	24
Winfield	4	-	-	-	2	-	-	1	1	-	-	-	-	-	-	24

NFL CAREER SCORING

PLAYER	TDs	PA	RU	REC	INT	KR	PR	FUM	BL-FG	BL-PT	PAT	RU-2pt	PA-2pt	FG	S	PTS
Allen	2	-	-	2	-	-	-	-	-	-	-	-	-	-	2	16
Allison	1	-	-	-	-	1	-	-	-	-	-	-	-	-	-	6
Berrian	23	-	-	22	-	-	1	-	-	-	-	-	-	-	-	138
Boulware	1	-	-	-	1	-	-	-	-	-	-	-	-	-	-	6
Dugan	1	-	-	1	-	-	-	-	-	-	-	-	-	-	-	6
Edwards	1	-	-	-	-	-	-	1	-	-	-	-	-	-	-	6
Ferguson	15	-	-	15	-	-	-	-	-	-	-	-	-	-	-	90
Frerotte	121	115	6	-	-	-	-	-	-	-	-	-	-	-	-	726
Greenway	1	-	-	-	1	-	-	-	-	-	-	-	-	-	-	6
Griffin	1	-	-	-	-	-	-	1	-	-	-	-	-	-	-	6
Harris	1	-	-	-	-	-	-	1	-	-	-	-	-	-	-	6
Henderson	1	-	-	-	1	-	-	-	-	-	-	-	-	-	-	6
M. Hicks	7	-	6	1	-	-	-	-	-	-	-	-	-	-	-	42
Jackson	24	20	4	-	-	-	-	-	-	-	-	2	-	-	-	148
Kleinsasser	7	-	1	6	-	-	-	-	-	-	-	-	-	-	-	42
Leber	1	-	-	-	-	-	-	1	-	-	-	-	-	-	-	6
Longwell	1	1	-	-	-	-	-	-	-	-	504	-	-	311	-	1437
Peterson	25	-	24	1	-	-	-	-	-	-	-	-	-	-	-	150
Rice	8	-	-	8	-	-	-	-	-	-	-	-	-	-	-	48
Sharper	10	-	-	-	8	-	-	2	-	-	-	-	-	-	-	60
Shiancoe	11	-	-	11	-	-	-	-	-	-	-	-	-	-	-	66
Tapeh	1	-	-	1	-	-	-	-	-	-	-	-	-	-	-	6
Taylor	27	1	21	5	-	-	-	-	-	-	-	-	-	-	-	162
Wade	8	-	-	7	-	1	-	-	-	-	-	-	-	-	-	48
K. Williams	4	-	-	-	2	-	-	2	-	-	-	-	-	-	-	24
M. Williams	1	-	-	-	1	-	-	-	-	-	-	-	-	-	-	6
P. Williams	2	-	-	-	1	-	-	1	-	-	-	-	-	-	-	12
Winfield	4	-	-	-	2	-	-	1	1	-	-	-	-	-	-	24

* Statistics include playoffs

INDIVIDUAL SINGLE-GAME BESTS – REGULAR SEASON

VIKINGS OFFENSE

RUSHING

Yards Rushing	192.....	Adrian Peterson vs. Green Bay (11/9)
Rushing Attempts	30.....	Adrian Peterson vs. Green Bay (11/9)
TDs Rushing	2.....	Adrian Peterson @ Tennessee (9/28)
.....	2.....	Adrian Peterson @ Chicago (10/19)
Longest Rush.....	67t.....	Adrian Peterson vs. NY Giants (12/28)
Longest TD Rush.....	67t.....	Adrian Peterson @ NY Giants (12/28)

PASSING

Yards Passing.....	298.....	Gus Frerotte @ Chicago (10/19)
Passing Attempts.....	43.....	Gus Frerotte @ Tennessee (9/28)
Passes Completed	25.....	Gus Frerotte @ Tennessee (9/28)
.....	25.....	Gus Frerotte @ Chicago (10/19)
TDs Passing	4.....	Tarvaris Jackson @ Arizona (12/14)
Longest Pass	99t.....	Gus Frerotte vs. Chicago (11/30)
Longest TD Pass.....	99t.....	Gus Frerotte vs. Chicago (11/30)

RECEIVING

Yards Receiving.....	136.....	Visanthe Shiancoe vs. Atlanta (12/21)
Receptions.....	8.....	Bobby Wade @ New Orleans (10/6)
Longest Reception.....	99t.....	Bernard Berrian vs. Chicago (11/30)
TDs Receiving	2.....	Visanthe Shiancoe vs. Atlanta (12/21)

VIKINGS DEFENSE

Interceptions	1.....	Twelve tied at 1
Longest Interception Return	28.....	Ben Leber vs. Chicago (11/30)
Longest Fumble Return	27t.....	Napoleon Harris @ Jacksonville (11/23)
QB Sacks.....	4.0.....	Kevin Williams vs. Detroit (10/12)
Solo Tackles	15.....	E.J. Henderson vs. Carolina (9/21)
.....	13.....	Chad Greenway @ Tampa Bay (11/16)
Combined Tackles.....	17.....	E.J. Henderson vs. Carolina (9/21)
.....	17.....	Chad Greenway @ Tampa Bay (11/16)

VIKINGS SPECIAL TEAMS

Field Goals.....	5.....	Ryan Longwell vs. Indianapolis (9/14)
Longest Field Goal	54.....	Ryan Longwell vs. Green Bay (11/9)
.....	54.....	Ryan Longwell @ Jacksonville (11/23)
Longest Punt.....	62.....	Chris Kluwe vs. Chicago (11/30)
Longest Punt Return.....	82t.....	Bernard Berrian @ Arizona (12/14)
Longest Kickoff Return	49.....	Darius Reynaud vs. Chicago (11/30)
Field Goal Block.....	1.....	Three tied at 1
Blocked Kick Return	59t.....	Antoine Winfield @ New Orleans (10/6)

TEAM SINGLE GAME BESTS – REGULAR SEASON

OFFENSE

Points	41	@ Chicago (10/19)
First Downs.....	28	@ Chicago (10/19)
Total Offense	439	@ Chicago (10/19)
Net Yards Rushing	239	@ Arizona (12/14)
Net Yards Passing.....	284	@ Chicago (10/19)
Rushing Attempts	44	@ Arizona (12/14)
Passing Attempts.....	44	@ Tennessee (9/28)
Passes Completed	25	@ Tennessee (9/28)
.....	25	@ Chicago (10/19)

DEFENSE

Interceptions	3	vs. Chicago (11/30)
Longest Interception Return	28	vs. Chicago (11/30)
Longest Fumble Return	27t	@ Jacksonville (11/23)
QB Sacks	6.0	vs. Detroit (10/12)
Solo Tackles	56	vs. Houston (11/2)
Combined Tackles	79	vs. Houston (11/2)

INDIVIDUAL SINGLE-GAME BESTS - PLAYOFFS

VIKINGS OFFENSE

RUSHING

Yards Rushing	83.....	Adrian Peterson vs. Philadelphia (1/4)
Rushing Attempts	20.....	Adrian Peterson vs. Philadelphia (1/4)
TDs Rushing	2.....	Adrian Peterson vs. Philadelphia (1/4)
Longest Rush.....	40t.....	Adrian Peterson vs. Philadelphia (1/4)
Longest TD Rush.....	40t.....	Adrian Peterson vs. Philadelphia (1/4)

PASSING

Yards Passing.....	164.....	Tarvaris Jackson vs. Philadelphia (1/4)
Passing Attempts.....	35.....	Tarvaris Jackson vs. Philadelphia (1/4)
Passes Completed	15.....	Tarvaris Jackson vs. Philadelphia (1/4)
Longest Pass	27.....	Tarvaris Jackson vs. Philadelphia (1/4)

RECEIVING

Yards Receiving.....	36.....	Chester Taylor vs. Philadelphia (1/4)
.....	36.....	Bernard Berrian vs. Philadelphia (1/4)
Receptions.....	5.....	Chester Taylor vs. Philadelphia (1/4)
Longest Reception.....	27.....	Bernard Berrian vs. Philadelphia (1/4)

VIKINGS DEFENSE

Interceptions	1.....	Cedric Griffin vs. Philadelphia (1/4)
QB Sacks.....	2.0.....	Jared Allen vs. Philadelphia (1/4)
Solo Tackles	8.....	Chad Greenway vs. Philadelphia (1/4)
Combined Tackles.....	9.....	Chad Greenway vs. Philadelphia (1/4)

VIKINGS SPECIAL TEAMS

Field Goals.....	-.....	-
Longest Field Goal	-.....	-
Longest Punt.....	60.....	Chris Kluwe vs. Philadelphia (1/4)
Longest Punt Return.....	1.....	Bernard Berrian vs. Philadelphia (1/4)
Longest Kickoff Return	26.....	Maurice Hicks vs. Philadelphia (1/4)
Field Goal Block.....	-.....	-
Blocked Kick Return	-.....	-

TEAM SINGLE GAME BESTS - PLAYOFFS

OFFENSE

Points	14	vs. Philadelphia (1/4)
First Downs.....	16	vs. Philadelphia (1/4)
Total Offense	301	vs. Philadelphia (1/4)
Net Yards Rushing	148	vs. Philadelphia (1/4)
Net Yards Passing	153	vs. Philadelphia (1/4)
Rushing Attempts	34	vs. Philadelphia (1/4)
Passing Attempts.....	35	vs. Philadelphia (1/4)
Passes Completed	15	vs. Philadelphia (1/4)

DEFENSE

Interceptions	1	vs. Philadelphia (1/4)
Longest Interception Return	0	vs. Philadelphia (1/4)
Longest Fumble Return	0	vs. Philadelphia (1/4)
QB Sacks	3.0	vs. Philadelphia (1/4)
Solo Tackles	51	vs. Philadelphia (1/4)
Combined Tackles	64	vs. Philadelphia (1/4)

WEEK BY WEEK LEADERS

OPPONENT	RUSHES	RUSH YDS	REC.	REC. YDS	SACKS	TACKLES
9/8 @ Green Bay	Peterson, 19	Peterson, 103	Mills, 3 Berrian, 3 Taylor, 3 Shiancoe, 3	Mills, 49	None	K. Williams, 11
9/14 vs. Indianapolis	Peterson, 29	Peterson, 160	Peterson, 4 Berrian, 3 Taylor, 3	Wade, 42	Allen (1.0) Henderson (1.0)	Henderson, 11
9/21 vs. Carolina	Peterson, 17	Peterson, 77	Taylor, 3 Wade, 3	Berrian, 79	K. Williams (2.0)	Henderson, 17
9/28 @. Tennessee	Peterson, 18	Peterson, 80	Wade, 7	Berrian, 78	None	Greenway, 12
10/6 @. New Orleans	Peterson, 21	Peterson, 32	Wade, 8	Berrian, 110	Winfield (1.0)	Griffin, 8
10/12 vs. Detroit	Peterson, 25	Peterson, 111	Berrian, 5	Berrian, 131	K. Williams (4.0)	Greenway, 9 Leber, 9
10/19 @ Chicago	Peterson, 22	Peterson, 121	Taylor, 6 Berrian, 6	Berrian, 81	Allen (2.0)	Griffin, 9
11/2 vs. Houston	Peterson, 25	Peterson, 139	Taylor, 3 Wade, 3	Berrian, 104	Allen (2.0)	Greenway, 13
11/9 vs. Green Bay	Peterson, 30	Peterson, 192	Taylor, 4	Taylor, 84	Allen (1.0) Greenway (1.0) Harris (1.0) Robison, (1.0)	Greenway, 12
11/16 @ Tampa Bay	Peterson, 19	Peterson, 85	Berrian, 3	Berrian, 46	Greenway (1.0)	Greenway, 17
11/23 @ Jacksonville	Peterson, 17	Peterson, 80	Rice, 3 Shiancoe, 3	Shiancoe, 60	K. Williams (1.5)	Winfield, 11
11/30 vs. Chicago	Peterson, 28	Peterson, 131	Berrian, 4	Berrian, 122	Allen (2.5)	Allen, 9
12/7 @ Detroit	Peterson, 22	Peterson, 105	Shiancoe, 5	Shiancoe, 65	Allen (2.0)	K. Williams, 9
12/14 @ Arizona	Peterson, 28	Peterson, 165	Taylor, 4	Wade, 67	Allen (2.0)	Greenway, 8
12/21 vs. Atlanta	Peterson, 22	Jackson, 82	Shiancoe, 7	Shiancoe, 136	Edwards (2.0)	Greenway, 10
12/28 vs. NYG	Peterson, 21	Peterson, 103	Berrian, 4 Wade, 4	Wade, 98	Leber (1.0)	Leber, 10
NFC WILD CARD PLAYOFF						
1/4/09 vs. PHI	Peterson, 20	Peterson, 83	Taylor, 5	Berrian, 36 Taylor, 36	Allen, (2.0)	Greenway, 10

WEEK BY WEEK STARTERS

VIKINGS' OFFENSE

Date/Vs.	WR/2 nd TE	LT	LG	C	RG	RT	TE	WR/3 rd TE	QB	RB	FB/ 2 nd TE/3 rd WR/ 2 nd RB
9/9 @ Green Bay	Berrian	Hicks	Hutchinson	Birk	Herrera	Cook	Shiancoe	Rice	Jackson	Peterson	Tapeh (FB)
9/14 vs. Indianapolis	Berrian	Hicks	Hutchinson	Birk	Herrera	Cook	Shiancoe	Rice	Jackson	Peterson	Kleinsasser (TE)
9/21 vs. Carolina	Berrian	Hicks	Hutchinson	Birk	Herrera	Cook	Shiancoe	Wade	Frerotte	Peterson	Kleinsasser (TE)
9/28 @ Tennessee	Berrian	Hicks	Hutchinson	Birk	Herrera	Cook	Shiancoe	Wade	Frerotte	Peterson	Tahi (FB)
10/6 @ New Orleans	Wade	McKinnie	Hutchinson	Birk	Herrera	Cook	Shiancoe	Kleinsasser (TE)	Frerotte	Peterson	Tahi (FB)
10/12 vs. Detroit	Berrian	McKinnie	Hutchinson	Birk	Herrera	Cook	Shiancoe	Wade	Frerotte	Peterson	Kleinsasser (TE)
10/19 @ Chicago	Berrian	McKinnie	Hutchinson	Birk	Herrera	Cook	Shiancoe	Wade	Frerotte	Peterson	Kleinsasser (TE)
11/2 vs. Houston	Berrian	McKinnie	Hutchinson	Birk	Herrera	Cook	Kleinsasser	Wade	Frerotte	Peterson	Tahi (FB)
11/9 vs. Green Bay	Berrian	McKinnie	Hutchinson	Birk	Herrera	Cook	Shiancoe	Wade	Frerotte	Peterson	Kleinsasser (TE)
11/16 @ Tampa Bay	Wade	McKinnie	Hutchinson	Birk	Herrera	Cook	Shiancoe	Kleinsasser (TE)	Frerotte	Peterson	Tahi (FB)
11/23 @ Jacksonville	Berrian	McKinnie	Hutchinson	Birk	Herrera	Hicks	Shiancoe	Wade	Frerotte	Taylor	Dugan (TE)
11/30 vs. Chicago	Berrian	McKinnie	Hutchinson	Birk	Herrera	Cook	Shiancoe	Wade	Frerotte	Peterson	Kleinsasser (TE)
12/7 @ Detroit	Berrian	McKinnie	Hutchinson	Birk	Herrera	Hicks	Shiancoe	Wade	Frerotte	Peterson	Rice (WR)
12/14 @ Arizona	Berrian	McKinnie	Hutchinson	Birk	Herrera	Cook	Shiancoe	Wade	Jackson	Peterson	Kleinsasser (TE)
12/21 vs. Atlanta	Berrian	McKinnie	Hutchinson	Birk	Herrera	Cook	Shiancoe	Wade	Jackson	Peterson	Tahi (FB)
12/28 vs. NYG	Wade	McKinnie	Hutchinson	Birk	Herrera	Cook	Shiancoe	Dugan (TE)	Jackson	Peterson	Kleinsasser (TE)

VIKINGS' DEFENSE

Date/Vs.	LE	LDT	RDT	RE	SLB	MLB	WLB/3 ^r CB	LCB	RCB	FS	SS
9/8 @ Green Bay	Edwards	P. Williams	K. Williams	Allen	Greenway	EJ Henderson	Gordon	Winfield	Griffin	Johnson	Sharper
9/14 vs. Indianapolis	Edwards	P. Williams	K. Williams	Allen	Greenway	EJ Henderson	Leber	Winfield	Griffin	Johnson	Sharper
9/21 vs. Carolina	Edwards	P. Williams	K. Williams	Allen	Greenway	EJ Henderson	Leber	Winfield	Griffin	Johnson	Sharper
9/28 @ Tennessee	Grigsby	P. Williams	K. Williams	Allen	Greenway	Herron	Leber	Winfield	Griffin	Johnson	Sharper
10/6 @ New Orleans	Edwards	P. Williams	K. Williams	Allen	Greenway	Herron	Leber	Winfield	Griffin	Johnson	Sharper
10/12 vs. Detroit	Edwards	P. Williams	K. Williams	Allen	Greenway	Herron	Leber	Winfield	Griffin	Johnson	Sharper
10/19 @ Chicago	Edwards	P. Williams	K. Williams	Allen	Greenway	Ciurciu	Leber	Winfield	Griffin	Johnson	Sharper
11/2 vs. Houston	Edwards	P. Williams	K. Williams	Allen	Greenway	Harris	Leber	Winfield	Griffin	M. Williams	Sharper
11/9 vs. Green Bay	Edwards	P. Williams	K. Williams	Allen	Sapp (DB)	Gordon (DB)	Leber	Winfield	Griffin	M. Williams	Sharper
11/16 @ Tampa Bay	Edwards	P. Williams	K. Williams	Allen	Greenway	Harris	Leber	Winfield	Griffin	M. Williams	Sharper
11/23 @ Jacksonville	Edwards	P. Williams	K. Williams	Allen	Greenway	Harris	Leber	Winfield	McCauley	M. Williams	Sharper
11/30 vs. Chicago	Edwards	P. Williams	K. Williams	Allen	Greenway	Sapp (DB)	Leber	Winfield	Griffin	M. Williams	Sharper
12/7 @ Detroit	Edwards	P. Williams	K. Williams	Allen	Greenway	Sapp (DB)	Leber	Winfield	Griffin	M. Williams	Sharper
12/14 @ Arizona	Edwards	P. Williams	K. Williams	Allen	Greenway	Leber	Sapp (DB)	Winfield	Griffin	M. Williams	Sharper
12/21 vs. Atlanta	Edwards	Evans	K. Williams	Allen	Greenway	Harris	Leber	Winfield	Griffin	M. Williams	Sharper
12/28 vs. NYG	Edwards	Evans	K. Williams	Allen	Greenway	Harris	Leber	Winfield	Griffin	M. Williams	Sharper

STARTERS - PLAYOFFS

VIKINGS' OFFENSE

Date/vs.	WR/2 nd TE	LT	LG	C	RG	RT	TE	WR/3 ^r TE	QB	RB	FB/ 2 nd TE/3 rd WR/ 2 nd RB
1/4/09 vs. PHI	Berrian	McKinnie	Hutchinson	Birk	Herrera	Cook	Shiancoe	Dugan	Jackson	Peterson	Kleinsasser (TE)

VIKINGS' DEFENSE

Date/vs.	LE	LDT	RDT	RE	SLB	MLB	WLB/ 3 rd CB	LCB	RCB	FS	SS
1/4/09 vs. PHI	Robison	Evans	K. Williams	Allen	Greenway	Leber	Sapp	Winfield	Griffin	Williams	Sharper

LONG PLAYS

RUSHES OF 15+ YARDS

67t Adrian Peterson vs. New York Giants (12/28)
59 Adrian Peterson vs. Chicago (11/30)
54t Adrian Peterson @ Chicago (10/19)
40t Adrian Peterson vs. Philadelphia (1/4/09)
40 Adrian Peterson vs. Houston (11/2)
34 Adrian Peterson @ Green Bay (9/8)
32 Adrian Peterson @ Arizona (12/14)
29 Tarvaris Jackson vs. Atlanta (12/21)
29t Adrian Peterson vs. Green Bay (11/9)
29 Adrian Peterson vs. Indianapolis (9/14)
28t Adrian Peterson @ Tennessee (9/28)
26 Adrian Peterson vs. Green Bay (11/9)
25 Adrian Peterson @ Arizona (12/14)
25 Adrian Peterson vs. Detroit (12/7)
25 Adrian Peterson vs. Green Bay (11/9)
23 Adrian Peterson vs. Indianapolis (9/14)
22 Adrian Peterson @ Tampa Bay (11/16)
22 Adrian Peterson vs. Houston (11/2)
21t Chester Taylor vs. Chicago (11/30)
21 Adrian Peterson @ Jacksonville (11/23)
21 Adrian Peterson vs. Houston (11/2)
21 Adrian Peterson @ Tennessee (9/28)
20 Chester Taylor @ Arizona (12/14)
18 Chester Taylor @ Jacksonville (11/23)
17 Tarvaris Jackson vs. Philadelphia (1/4/09)
17 Tarvaris Jackson vs. Atlanta (12/21)
17 Adrian Peterson vs. Atlanta (12/21)
17t Chester Taylor @ Detroit (12/7)
17 Adrian Peterson @ Detroit (12/7)
16 Adrian Peterson vs. Chicago (11/30)
16t Adrian Peterson @ Jacksonville (11/23)
16 Adrian Peterson vs. Green Bay (11/9)
16 Adrian Peterson @ Chicago (10/19)

CATCHES OF 20+ YARDS

99t Bernard Berrian from Gus Frerotte vs. Chicago (11/30)
86t Bernard Berrian from Gus Frerotte vs. Detroit (10/12)
59t Bobby Wade from Tarvaris Jackson @ Arizona (12/14)
55 Bernard Berrian from Gus Frerotte vs. Houston (11/2)
54t Bernard Berrian from Tarvaris Jackson vs. New York Giants (12/28)
49t Bernard Berrian from Gus Frerotte vs. Houston (11/2)
48 Bernard Berrian from Gus Frerotte vs. Carolina (9/21)
47t Chester Taylor from Gus Frerotte vs. Green Bay (11/9)
46 Bobby Wade from Gus Frerotte vs. Detroit (10/12)
41t Bernard Berrian from Tarvaris Jackson @ Arizona (12/14)
41 Bobby Wade from Tarvaris Jackson vs. New York Giants (12/28)
40 Visanthe Shiancoe from Gus Frerotte @ Jacksonville (11/23)
36 Bernard Berrian from Gus Frerotte @ New Orleans (10/6)
34 Bernard Berrian from Gus Frerotte @ Chicago (10/19)
34t Visanthe Shiancoe from Gus Frerotte vs. Carolina (9/21)
34 Jim Kleinsasser from Gus Frerotte vs. Detroit (10/12)
33t Bernard Berrian from Gus Frerotte @ New Orleans (10/6)

33 Bernard Berrian from Gus Frerotte vs. Detroit (10/12)
 31 Visanthe Shiancoe from Tarvaris Jackson vs. Atlanta (12/21)
 28 Bernard Berrian from Gus Frerotte @ Tennessee (9/28)
27 Bernard Berrian from Tarvaris Jackson vs. Philadelphia (1/4/09)
 25t Visanthe Shiancoe from Gus Frerotte vs. Houston (11/2)
 25 Visanthe Shiancoe from Gus Frerotte @ Detroit (12/7)
 24t Visanthe Shiancoe from Gus Frerotte @ Chicago (10/19)
 24 Bernard Berrian from Tarvaris Jackson @ Green Bay (9/8)
 23 Visanthe Shiancoe from Gus Frerotte @ Tampa Bay (11/16)
 23 Bobby Wade from Gus Frerotte @ Tennessee (9/28)
 23 Garrett Mills from Tarvaris Jackson @ Green Bay (9/8)
 23t Sidney Rice from Tarvaris Jackson @ Green Bay (9/8)
 23 Visanthe Shiancoe from Tarvaris Jackson vs. Indianapolis (9/14)
 22 Visanthe Shiancoe from Gus Frerotte @ Tennessee (9/28)
 22 Bobby Wade from Tarvaris Jackson vs. Indianapolis (9/14)
 22 Bernard Berrian from Gus Frerotte vs. Carolina (9/21)
 21 Visanthe Shiancoe from Tarvaris Jackson vs. Atlanta (12/21)
 21t Visanthe Shiancoe from Tarvaris Jackson vs. Atlanta (12/21)
 21 Jim Kleinsasser from Gus Frerotte vs. Chicago (11/30)
 21 Bobby Wade from Tarvaris Jackson vs. New York Giants (12/28)
 20 Bobby Wade from Tarvaris Jackson vs. New York Giants (12/28)
 20 Bobby Wade from Tarvaris Jackson vs. Atlanta (12/21)
 20 Visanthe Shiancoe from Gus Frerotte vs. Chicago (11/30)

PASSES OF 20+ YARDS

99t Gus Frerotte to Bernard Berrian vs. Chicago (11/30)
 86t Gus Frerotte to Bernard Berrian vs. Detroit (10/12)
 59t Tarvaris Jackson to Bobby Wade @ Arizona (12/14)
 55 Gus Frerotte to Bernard Berrian vs. Houston (11/2)
 54t Tarvaris Jackson to Bernard Berrian vs. New York Giants (12/28)
 49t Gus Frerotte to Bernard Berrian vs. Houston (11/2)
 48 Gus Frerotte to Bernard Berrian vs. Carolina (9/21)
 47t Gus Frerotte to Chester Taylor vs. Green Bay (11/9)
 46 Gus Frerotte to Bobby Wade vs. Detroit (10/12)
 41t Tarvaris Jackson to Bernard Berrian @ Arizona (12/14)
 41 Tarvaris Jackson to Bobby Wade vs. New York Giants (12/28)
 40 Gus Frerotte to Visanthe Shiancoe @ Jacksonville (11/23)
 36 Gus Frerotte to Bernard Berrian @ New Orleans (10/6)
 34 Gus Frerotte to Bernard Berrian @ Chicago (10/19)
 34t Gus Frerotte to Visanthe Shiancoe vs. Carolina (9/21)
 34 Gus Frerotte to Jim Kleinsasser vs. Detroit (10/12)
 33t Gus Frerotte to Bernard Berrian @ New Orleans (10/6)
 33 Gus Frerotte to Bernard Berrian vs. Detroit (10/12)
 31 Tarvaris Jackson to Visanthe Shiancoe vs. Atlanta (12/21)
 28 Gus Frerotte to Bernard Berrian @ Tennessee (9/28)
27 Tarvaris Jackson to Bernard Berrian vs. Philadelphia (1/4/09)
 25t Gus Frerotte to Visanthe Shiancoe vs. Houston (11/2)
 25 Gus Frerotte to Visanthe Shiancoe @ Detroit (12/7)
 24t Gus Frerotte to Visanthe Shiancoe @ Chicago (10/19)
 24 Tarvaris Jackson to Bernard Berrian at Green Bay (9/8)
 23 Gus Frerotte to Visanthe Shiancoe @ Tampa Bay (11/16)
 23 Gus Frerotte to Bobby Wade @ Tennessee (9/28)
 23 Tarvaris Jackson to Garrett Mills @ Green Bay (9/8)
 23t Tarvaris Jackson to Sidney Rice @ Green Bay (9/8)
 23 Tarvaris Jackson to Visanthe Shiancoe vs. Indianapolis (9/14)
 22 Tarvaris Jackson to Bobby Wade vs. Indianapolis (9/14)
 22 Gus Frerotte to Bernard Berrian vs. Carolina (9/21)

22 Gus Frerotte to Visanthe Shiancoe @ Tennessee (9/28)
21 Gus Frerotte to Jim Kleinsasser vs. Chicago (11/30)
21 Tarvaris Jackson to Visanthe Shiancoe vs. Atlanta (12/21)
21t Tarvaris Jackson to Visanthe Shiancoe vs. Atlanta (12/21)
21 Tarvaris Jackson to Bobby Wade vs. New York Giants (12/28)
20 Tarvaris Jackson to Bobby Wade vs. New York Giants (12/28)
20 Tarvaris Jackson to Bobby Wade vs. Atlanta (12/21)
20 Gus Frerotte to Visanthe Shiancoe vs. Chicago (11/30)

INTERCEPTION RETURNS OF 10+ YARDS

28 Ben Leber vs. Chicago (11/30)
14 Benny Sapp vs. Chicago (11/30)
12 Darren Sharper vs. Chicago (11/30)

KICKOFF RETURNS OF 35+ YARDS

49 Charles Gordon vs. Detroit (10/12)
42 Charles Gordon vs. Detroit (10/12)
37 Chester Taylor vs. Indianapolis (9/14)

PUNT RETURNS OF 20+ YARDS

82t Bernard Berrian @ Arizona (12/14)
27 Aundrae Allison vs. Indianapolis (9/14)
20 Bobby Wade @ Arizona (12/14)
20 Darius Reynaud vs. Chicago (11/30)

LONG FIELD GOALS OF 40+ YARDS

54 Ryan Longwell @ Jacksonville (11/23)
54 Ryan Longwell vs. Green Bay (11/9)
53 Ryan Longwell @ New Orleans (10/6)
53 Ryan Longwell vs. Indianapolis (9/14)
50 Ryan Longwell vs. New York Giants (12/28)
50 Ryan Longwell @ Detroit (12/7)
48 Ryan Longwell vs. New York Giants (12/28)
46 Ryan Longwell vs. Indianapolis (9/14)
45 Ryan Longwell vs. Indianapolis (9/14)
43 Ryan Longwell @ Tampa Bay (11/16)
42 Ryan Longwell @ Chicago (10/19)
42 Ryan Longwell @ Tennessee (9/18)

LONG PLAYS - TOUCHDOWNS

TOUCHDOWNS OF 15+ YARDS

- 99t Bernard Berrian reception from Gus Frerotte vs. Chicago (11/30)
- 86t Bernard Berrian reception from Gus Frerotte vs. Detroit (10/12)
- 82t Bernard Berrian punt return @ Arizona (12/14)
- 67t Adrian Peterson rush vs. New York Giants (12/28)
- 59t Antoine Winfield blocked field goal @ New Orleans (10/6)
- 54t Bernard Berrian reception from Tarvaris Jackson vs. New York Giants (12/28)
- 54t Adrian Peterson rush @ Chicago (10/19)
- 49t Bernard Berrian reception from Gus Frerotte vs. Houston (11/2)
- 47t Chester Taylor reception from Gus Frerotte vs. Green Bay (11/9)
- 41t Bernard Berrian reception from Tarvaris Jackson @ Arizona (12/14)
- 40t.... Adrian Peterson rush vs. Philadelphia (1/4/09)**
- 34t Visanthe Shiancoe reception from Gus Frerotte vs. Carolina (9/21)
- 33t Bernard Berrian reception from Gus Frerotte @ New Orleans (10/6)
- 29t Adrian Peterson rush vs. Green Bay (11/9)
- 28t Adrian Peterson rush @ Tennessee (9/28)
- 25t Visanthe Shiancoe reception from Gus Frerotte vs. Houston (11/2)
- 24t Visanthe Shiancoe reception from Gus Frerotte @ Chicago (10/19)
- 23t Sidney Rice reception from Tarvaris Jackson @ Green Bay (9/8)
- 21t Visanthe Shiancoe reception from Tarvaris Jackson vs. Atlanta (12/21)
- 21t Chester Taylor rush vs. Chicago (11/30)
- 17t Visanthe Shiancoe reception from Tarvaris Jackson vs. Atlanta (12/21)
- 17t Chester Taylor rush @ Detroit (12/7)
- 16t Adrian Peterson rush @ Jacksonville (11/23)

GAMEDAY INACTIVES

@ Green Bay (9/8)	QB 4 J. Booty, S 20 M. Williams, CB 21 M. McCauley, RB 43 M. Hicks, LB 50 E. Henderson, T 60 D. Radovich, FB 83 J. Dugan, DT 98 L. Guion
vs. Indianapolis (9/14)	QB 4 J. Booty, S 20 M. Williams, CB 21 M. McCauley, RB 43 M. Hicks, LB 50 E. Henderson, T 60 D. Radovich, FB 83 J. Dugan, DT 98 L. Guion
vs. Carolina (9/21)	QB 4 J. Booty, WR 18 S. Rice, S 20 M. Williams, CB 21 M. McCauley, FB 44 T. Tapeh, T 60 D. Radovich, FB 83 J. Dugan, DT 98 L. Guion
@ Tennessee (9/28)	QB 4 J. Booty, S 20 M. Williams, CB 21 M. McCauley, FB 44 T. Tapeh, LB 54 V. Ciurciu, T 60 D. Radovich, FB 83 J. Dugan, DE 91 R. Edwards
@ New Orleans (10/6)	QB 4 J. Booty, WR 18 S. Rice, S 20 M. Williams, CB 22 B. Sapp, FB 44 T. Tapeh, T 60 D. Radovich, T 72 M. Johnson, DT 98 L. Guion
vs. Detroit (10/12)	QB 4 J. Booty, WR 18 S. Rice, S 20 M. Williams, FB 44 T. Tapeh, T 60 D. Radovich, T 72 M. Johnson, FB 83 J. Dugan, DT 98 L. Guion
@ Chicago (10/19)	QB 4 J. Booty, S 20 M. Williams, CB 22 B. Sapp, LB 58 D. Herron, T 72 M. Johnson, DE 73 O. Grigsby, FB 83 J. Dugan, DT 98 L. Guion
vs. Houston (11/2)	QB 4 J. Booty, CB 21 M. McCauley, TE 45 G. Mills, LB 58 D. Herron, T 72 M. Johnson, DE 73 O. Grigsby, WR 89 R. Ferguson, DT 98 L. Guion
vs. Green Bay (11/9)	QB 4 J. Booty, CB 21 M. McCauley, TE 45 G. Mills, LB 50 E. Henderson, LB 55 D. Thomas, T 72 M. Johnson, WR 89 R. Ferguson, DT 98 L. Guion
@ Tampa Bay (11/16)	QB 4 J. Booty, LB 50 E. Henderson, T 72 M. Johnson, DE 73 O. Grigsby, FB 83 J. Dugan, WR 89 R. Ferguson, DT 98 L. Guion
@ Jacksonville (11/23)	QB 4 J. Booty, RB 43 M. Hicks, TE 45 G. Mills, LB 54 V. Ciurciu, T 72 M. Johnson, DE 73 O. Grigsby, WR 89 R. Ferguson, DT 98 L. Guion
vs. Chicago (11/30)	QB 4 J. Booty, RB 43 M. Hicks, TE 45 G. Mills, LB 55 D. Thomas, DE 73 O. Grigsby, G 79 A. Hicks, WR 84 A. Allison, DT 98 L. Guion
@ Detroit (12/7)	QB 4 J. Booty, RB 43 M. Hicks, TE 45 G. Mills, LB 50 E. Henderson, LB 55 D. Thomas, DT 71 J. Kennedy, T 72 M. Johnson, DE 96 B. Robison
@ Arizona (12/14)	QB 12 G. Frerotte, TE 45 G. Mills, LB 55 D. Thomas, DT 71 J. Kennedy, DE 73 O. Grigsby, G 79 A. Hicks, WR 82 D. Reynaud, DT 98 L. Guion
vs. Atlanta (12/21)	QB 4 J. Booty, TE 45 G. Mills, LB 55 D. Thomas, DE 73 O. Grigsby, G 79 A. Hicks, WR 82 D. Reynaud, DT 94 P. Williams, DT 98 L. Guion
vs. NYG (12/28)	QB 4 J. Booty, TE 45 G. Mills, LB 55 D. Thomas, T 72 M. Johnson, DE 73 O. Grigsby, WR 82 D. Reynaud, DT 94 P. Williams, DT 98 L. Guion
NFC WILD CARD PLAYOFF vs. PHI (1/4/09)	QB 4 J. Booty, TE 45 G. Mills, LB 55 D. Thomas, T 72 M. Johnson, WR 82 D. Reynaud, DE 91 R. Edwards, DT 94 P. Williams, DT 98 L. Guion

SEASON AT A GLANCE – GAME 1

PACKERS 24, VIKINGS 19

Lambeau Field, September 8, 2008

Attendance – 71,004

	1	2	3	4	OT	Total
Minnesota	0	3	3	13	-	19
Green Bay	0	10	7	7	-	24

Vikings – R. Longwell 37 yd. Field Goal) (2nd – 13:35)
 Packers– K. Hall 1 yd. pass from A. Rodgers (M. Crosby kick) (2nd – 10:07)
 Packers– M. Crosby 42 yd. Field Goal (2nd – 3:21)
 Vikings– R. Longwell 27 yd. Field Goal (3rd – 10:52)
 Packers– W. Blackmon 76 yd. punt return (M. Crosby kick) (3rd – 6:35)
 Vikings– S. Rice 23 yd. pass from T. Jackson (pass failed) (4th – 14:12)
 Packers– A. Rodgers 1 yd. run (M. Crosby kick) (4th – 6:03)
 Vikings– A. Peterson 3 yd. run (R. Longwell kick) (4th – 2:39)

	Vikings	Packers
First Downs	21	15
Rushes/Yards.....	33/187	27/139
Passing Yards	168	178
Punt Return Yards.....	4/13	4/92
KO Return Yards.....	3/60	4/92
Passes (A-C-I).....	35-16-1	22-18-0
Times Sacked/Yards	1/10	0/0
Punts	5/43.4	5/45.2
Fumbles/Lost.....	1/0	2/0
Penalties/Yards	9/42	12/118
Possession Time.....	32:01	27:59

GAME NOTES

- Adrian Peterson becomes only the fifth Vikings Player to gain 100 yards rushing in a Monday Night Football game. He joins Chuck Foreman, Robert Smith, Mewelde Moore and Ted Brown.
- Adrian Peterson ties Bill Brown for most 100-yard games in a season opener with two. He also joins Robert Smith, who is third on the list.
- Adrian Peterson's 34-yard run in the first quarter is the second longest in team history on a Monday night game.
- This is the 2nd time in 3 years that the Vikings have opened the season on Monday Night Football.

Passing

Vikings – Jackson 16-35-168, 45.7%, 1 TD, 1 INT – 59 rating.
Packers – Rodgers 18-22-178, 56.5%, 1 TD, 0 INT – 81.8 rating.

Rushing

Vikings – Peterson 19-103, Jackson 9-65, Taylor 5-19.
Packers – Grant 12-92, Rodgers 8-35, Jackson 7-12.

Receiving

Vikings – Mills 3-49, Berrian 3-38, Taylor 3-21, Shiancoe 3-21, Rice 2-31, Peterson 1-11, Tapeh 1-7.
Packers – Jennings 5-91, Driver 4-38, Jackson 3-18, Lee 3-10, Martin 1-13, Humphrey 1-7, Hall 1-1.

Sacks

Vikings – None.
Packers – Kampman 1.0 (10 yards).

Tackles

Vikings – K. Williams 7-4-11, Greenway 6-1-7, Winfield 5-2-7, P. Williams 3-3-6, Henderson 5-1-6.
Packers – A. Hawk 7-3-10, N. Barnett 8-0-8, B. Poppinga 5-1-6, A. Kampman 4-1-5.

Interceptions

Vikings – None.
Packers – Bigby.

SEASON AT A GLANCE – GAME 2

COLTS 18, VIKINGS 15

HHH Metrodome, September 14, 2008
Attendance – 63,585

	1	2	3	4	OT	Total
Indianapolis	0	0	7	11	-	18
Minnesota	6	3	6	0	-	15

Vikings– R. Longwell 45 yd. Field Goal (1st– 10:10)
Vikings– R. Longwell 27 yd. Field Goal (1st–0:09)
Vikings– R. Longwell 53 yd. Field Goal (2nd–0:00)
Vikings– R. Longwell 46 yd. Field Goal (3rd–10:38)
Vikings– R. Longwell 28 yd. Field Goal (3rd– 4:09)
Colts–J. Addai 1 yd. run (A. Vinatieri kick) (3rd–1:24)
Colts–R. Wayne 32 yd. pass from P. Manning (D. Rhodes run) (4th– 5:54)
Colts–A. Vinatieri 47 yd. Field Goal (4th–0:03)

	Colts	Vikings
First Downs	17	16
Rushes/Yards.....	19/25	36/179
Passing Yards	296	120
Punt Return Yards.....	2/30	4/42
KO Return Yards.....	4/84	4/105
Passes (A-C-I).....	42-26-2	24-14-0
Times Sacked/Yards	2/15	2/10
Punts.....	7/44.0	6/43.3
Fumbles/Lost.....	0/0	2/1
Penalties/Yards.....	5/45	2/5
Possession Time.....	27:26	32:34

Passing

Colts – Manning 26-42-311, 62%, 1 TD, 2 INT – 72.6 rating.
Vikings– Jackson 14-24-130, 58%, 0 TD, 0 INT – 73.3 rating.

Rushing

Colts – Addai 15-20, Rhodes 2-5, Manning 2-0.
Vikings – Peterson 29-160, Taylor 4-18, Jackson 2-0, Allison 1-1.

Receiving

Colts – Gonzalez 9-137, Wayne 5-93, Santi 5-29, Robinson 2-15, Addai 2-13, Rhodes 2-8, Harrison 1-16.
Vikings – Peterson 4-20, Wade 3-42, Allison 2-37, Tahi 2-(-2), Shiancoe 1-23, Kleinsasser 1-12, 1- (-2).

Sacks

Colts – Reid 1.0 (5 yards), Jennings 1.0 (1 yard), Freeney 1.0 (5 yards).
Vikings – Allen 1.0 (5 yards), Henderson 1.0 (10 yards).

Tackles

Colts – F. Keiaho 6-3-9, G. Brackett 5-4-9, K. Hayden 5-2-7, A. Bethea 5-1-6.
Vikings – Henderson 8-3-11, Griffin 6-2-8, Greenway 6-2-8, Allen 4-3-7, Edwards 4-2-6.

Interceptions

Colts – None
Vikings – Winfield, Gordon.

GAME NOTES

- Adrian Peterson set a team record for most first-quarter rushing yards with 72. He surpassed Chester Taylor's 2006 mark of 66. Peterson holds the team record for most yards in a quarter when he gained 146 in the fourth quarter last season against San Diego.
- Adrian Peterson set a new team record for most 100-yard rushing games in first two seasons with 8. He joins Michael Bennett, Chester Taylor, Mewelde Moore and Chuck Foreman.
- Ryan Longwell tied his career mark of 5 field goals made in one game. He last did it on 9/24/00 vs. Arizona as a member of the Green Bay Packers.
- Ryan Longwell's 53-yard field goal ranks tied for fourth all-time in Vikings history. He is also second on the list, with a 55-yard field goal against Chicago on 10/14/07.

SEASON AT A GLANCE – GAME 3

VIKINGS 20, PANTHERS 10

HHH Metrodome, September 21, 2008

Attendance – 62,628

	1	2	3	4	OT	Total
Carolina	3	7	0	0	-	10
Minnesota	0	10	7	3	-	20

Panthers–J. Kasay 43 yd. Field Goal (1st– 12:53)
 Panthers– J. Stewart 2 yd. run (J. Kasay kick) (2nd –9:55)
 Vikings– R. Longwell 28 yd. Field Goal (2nd –1:46)
 Vikings– A. Winfield 19 yd. fumble return (R. Longwell kick) (2nd –1:04)
 Vikings– V. Shiancoe 34 yd. pass from G. Frerotte (R. Longwell kick) (3rd –12:53)
 Vikings–R. Longwell 32 yd. Field Goal (4th –9:07)

	Panthers	Vikings
First Downs	14	17
Rushes/Yards.....	20/47	32/119
Passing Yards	157	186
Punt Return Yards.....	5/50	2/0
KO Return Yards.....	5/146	2/44
Passes (A-C-I).....	29-17-0	28-16-1
Times Sacked/Yards	5/34	3/18
Punts.....	5/39.8	5/52.6
Fumbles/Lost.....	3/2	1/0
Penalties/Yards.....	12/67	9/100
Possession Time.....	25:42	34:18

Passing

Panthers– Delhomme 17-29-191, 59%, 0 TD, 0 INT – 78.4 rating.
Vikings– Frerotte 16-28-204, 57%, 1TD, 1 INT – 77.1 rating.

Rushing

Panthers – Williams 10-27, Stewart 7-15, Hoover 1-3, Goings 1-2, Delhomme 1-0.
Vikings – Peterson 17-77, Taylor 11-44, Frerotte 4-(-2).

Receiving

Panthers – Smith 4-70, Muhammad 3-25, King 3-22, Hackett 2-37, Rosario 2-18, Williams 2-17, Goings 1-2.
Vikings – Berrian 3-79, Wade 3-35, Taylor 3-22, Shiancoe 2-38, Tahi 2-6, Mills 1-10, Ferguson 1-9, Allison 1-5.

Sacks

Panthers – Godfrey 1.0 (8 yards), Peppers 1.0 (8 yards), Brayton 0.5 (1 yard), Johnson 0.5 (1 yard).
Vikings – K Williams 2.0 (13 yards), Greenway 1.0 (2 yards), Allen 1.0 (9 yards), Winfield 1.0 (10 yards).

Tackles

Panthers – T. Davis 5-3-8, J. Beason 5-2-7, C. Godfrey 4-2-6, T. Brayton 4-1-5.
Vikings – Henderson 15-2-17, Greenway 5-6-11, Johnson 5-3-8, K. Williams 4-2-6.

Interceptions

Panthers – Gamble.
Vikings – None.

GAME NOTES

- Antoine Winfield had four defensive statistics on the same play Sunday with a sack, forced fumble, fumble recovery and a fumble return for a touchdown in the second quarter. This is only the third time in team history a player has achieved that. He joins Al Noga and Carl Eller on that list.
- Ryan Longwell tied a team record for most consecutive field goals made less than 40 yards with his two in the game. He is tied with Fuad Reviez at 34.
- Gus Frerotte made his first start as a Viking since 2003.
- Gus Frerotte becomes only fourth quarterback in team history to win his first three starts as a Viking. He joins Daunte Culpepper, Jeff George and Bob Lee.
- Chad Greenway recorded his first career sack when he brought down Jake Delhomme in the third quarter
- Kevin Williams recorded the sixth multi-sack game of his career.

SEASON AT A GLANCE – GAME 4

TITANS 30, VIKINGS 17

LP Field, September 28, 2008

Attendance – 69,143

	1	2	3	4	OT	Total
Minnesota	0	10	0	7	-	17
Tennessee	10	10	3	7	-	30

Titans– R. Bironas 20 yd. Field Goal (1st – 10:04)
 Titans– C. Johnson 1 yd. run (R. Bironas kick) (1st – 4:05)
 Vikings– A. Peterson 28 yd. run (R. Longwell kick) (2nd – 14:53)
 Titans– R. Bironas 32 yd. Field Goal (2nd – 10:19)
 Titans– L. White 1 yd. run (R. Bironas kick) (2nd – 3:42)
 Vikings– R. Longwell 42 yd. Field Goal (2nd – 0:48)
 Titans– R. Bironas 49 yd. Field Goal (3rd – 6:54)
 Vikings– A. Peterson 3 yd. run (R. Longwell kick) (4th – 6:00)
 Titans– C. Johnson 6 yd. run (R. Bironas kick) (4th – 3:40)

	Vikings	Titans
First Downs	18	16
Rushes/Yards.....	20/80	34/76
Passing Yards.....	274	199
Punt Return Yards.....	3/19	4/55
KO Return Yards.....	5/133	4/120
Passes (A-C-I).....	44-26-1	35-18-0
Times Sacked/Yards	4/12	0/0
Punts.....	6/54	6/43.5
Fumbles/Lost.....	4/3	3/1
Penalties/Yards.....	7/50	4/18
Possession Time.....	28:57	31:03

Passing

Vikings – Frerotte 25-43-266, 58%, 0 TD, 1 INT – 66.6 rating.
 Jackson 1-1-8, 100%, 0 TD, 0 INT – 100.0 rating.

Titans – Collins 18-35-199, 51%, 0 TD, 0 INT – 68.6 rating.

Rushing

Vikings – Peterson 18-80, Taylor 1-0, Frerotte 1-0.

Titans – Johnson 17-61, White 11-13, Collins 2-6.

Receiving

Vikings – Wade 7-75, Berrian 5-78, Shiancoe 4-47, Peterson 4-21, Allison 2-23, Tahi 2-9, Kleinsasser 2-15, Rice 1-6.

Titans – Gage 5-92, McCareins 3-37, Jones 3-34, Scaife 3-17, Johnson 3-14, Hall 1-5.

Sacks

Vikings – None.

Titans – Haynesworth 2.0 (11 yards), Brown 1.5 (7 yards), Vanden Bosch .5 (3 yards).

Tackles

Vikings – Greenway 9-3-12, Winfield 3-7-10, Griffin 7-2-9, K. Williams 5-1-6, P. Williams 5-1-6.

Titans – Finnegan 6-1-7, Fuller 6-1-7, Hope 6-0-6, Harper 5-1-6.

Interceptions

Vikings – None.

Titans – Harper.

GAME NOTES

- Adrian Peterson's 80 yards rushing gives him 420 for the month of September. That mark establishes a new team record. He surpasses Herschel Walker's 1991 total of 401.
- Peterson set a team record for most rushing touchdowns in a Viking's first 2 seasons. His 2 vs. the Titans gave him 15. He moved ahead of Chester Taylor and Chuck Foreman, who are tied with 13.
- Chris Kluwe set a team record by having 6 punts of 50 or more yards in a game. He broke the old mark of 5, shared by Harry Newsome and Greg Coleman.
- Bobby Wade had a career-high 7 receptions. His previous best was 6 vs. the New York Giants in 2006 and Chicago Bears in 2007.
- Otis Grigsby made his first career NFL start at LE.
- It was the first game the Vikings have ever played at LP Field.

SEASON AT A GLANCE – GAME 5

VIKINGS 30, SAINTS 27

Louisiana Superdome, October 6, 2008

Attendance – 70,015

	1	2	3	4	OT	Total
Minnesota	10	10	0	10	-	30
New Orleans	10	0	7	10	-	27

Saints– D. Henderson 17 yd. pass from D. Brees (M. Gramatica kick) (1st – 11:09)
 Vikings– A. Winfield 59 yd. return of blocked field goal (R. Longwell kick) (1st – 6:20)
 Saints– M. Gramatica 35 yd. Field Goal (1st – 2:58)
 Vikings– R. Longwell 53 yd. Field Goal (1st – 0:53)
 Vikings– V. Shiancoe 4 yd. pass from C. Taylor (R. Longwell kick) (2nd – 13:19)
 Vikings– R. Longwell 33 yd. Field Goal (2nd – 0:04)
 Saints–R. Bush 71 yd. punt return (M. Gramatica kick) (3rd – 1:46)
 Saints– M. Gramatica 53 yd. Field Goal (4th – 13:20)
 Saints– R. Bush 64 yd. punt return (M. Gramatica kick) (4th – 11:36)
 Vikings– B. Berrian 33 yd. pass from G. Frerotte (R. Longwell kick) (4th – 7:10)
 Vikings– R. Longwell 30 yd. Field Goal (4th – 0:13)

	Vikings	Saints
First Downs	16	17
Rushes/Yards.....	26/44	22/55
Passing Yards	226	320
Punt Return Yards.....	0/0	5/176
KO Return Yards.....	5/117	7/178
Passes (A-C-I).....	37-20-0	46-26-2
Times Sacked/Yards	1/0	1/10
Punts	7/43.3	2/43.0
Fumbles/Lost.....	1/0	5/2
Penalties/Yards.....	7/60	11/102
Possession Time.....	27:51	32:09

Passing

Vikings – Frerotte 19-36-222, 52.8%, 1 TD, 0 INT – 81.0 rating,
 Taylor 1-1-4, 100.0%, 1 TD, 0 INT – 122.9 rating.
Saints – Brees 26-46-330, 56.5%, 1 TD, 2 INT – 68.2 rating.

Rushing

Vikings – Peterson 21-32, Taylor 3-8, Frerotte 2-4.
Saints – Bush 12-29, McAllister 6-13, Henderson 1-7, Brees 3-6

Receiving

Vikings – Wade 8-64, Berrian 6-110, Shiancoe 2-16, Taylor 2-14, Allison 1-13, Peterson 1-9.
Saints – Bush 7-64, Moore 5-31, Henderson 4-104, Miller 4-61, Campbell 3-39, Meachem 2-31, Stecker 1-0.

Sacks

Vikings – Winfield 1.0 (10 yards).
Saints – Young 1.0 (0 yards).

Tackles

Vikings – Griffin 8-0-8, Leber 6-1-7, Greenway 5-2-7, Winfield 6-1-7.
Saints – Vilma 7-3-10, McKenzie 6-0-6, Kaesviharn 6-0-6, Young 5-1-6, Grant 4-2-6.

Interceptions

Vikings – Leber, Johnson.
Saints – None.

GAME NOTES

- Antoine Winfield became the first Vikings player to ever return a blocked field goal for a touchdown in the regular season. His 59-yard return also set team record for longest blocked field goal return.
- Antoine Winfield's touchdown return was his fourth as a Viking. That mark ties him for second on the list with 7 others, including teammate Kevin Williams. Ed Sharockman is first with 6 for his Vikings career.
- Kevin Williams blocked his second career field goal. This marks the first time since 2002 the Vikings have had 2 blocked field goals in a season. Williams also had one on 9/8 at Green Bay.
- Chester Taylor threw the first touchdown pass of his NFL career when he hooked up with Visanthe Shiancoe for a 4-yard score. He became the seventh running back in team history to throw a touchdown pass.
- Rookie Tyrell Johnson recorded his first career NFL interception.
- Ryan Longwell's 2 field goals from inside 40 yards set a new team record for consecutive field goals made from inside that range. He has made 34 straight, leaping ahead of Fuad Revez who had 32.

SEASON AT A GLANCE – GAME 6

VIKINGS 12, LIONS 10

HHH Metrodome, October 12, 2008
Attendance – 62,867

	1	2	3	4	OT	Total
Detroit	0	3	7	0	-	10
Minnesota	2	0	7	3	-	12

Vikings– D. Orlovsky sacked out of bounds in end zone by J. Allen for a Safety (1st– 0:18)
Lions– J. Hanson 40 yd. Field Goal (2nd–1:56)
Lions– C. Johnson 12 yd. pass from D. Orlovsky (J. Hanson kick) (3rd– 8:22)
Vikings– B. Berrian 86 yd. pass from G. Frerotte (R. Longwell kick) (3rd– 4:33)
Vikings– R. Longwell 26 yd. Field Goal (4th–0:09)

	Lions	Vikings
First Downs	8	18
Rushes/Yards.....	24/100	31/135
Passing Yards	112	257
Punt Return Yards.....	3/50	4/93
KO Return Yards.....	2/34	4/93
Passes (A-C-I).....	21-12-0	33-18-1
Times Sacked/Yards	6/38	5/39
Punts	9/45.8	8/51.8
Fumbles/Lost.....	3/1	4/2
Penalties/Yards.....	5/96	7/99
Possession Time.....	27:28	32:32

Passing

Lions– Orlovsky 12-21-150, 57.1%, 1 TD, 0 INT – 95.3 rating.
Vikings– Frerotte 18-33-296, 54.5%, 1TD, 1 INT – 82.4 rating.

Rushing

Lions – Smith 5-62, R. Johnson 17-38, Orlovsky 1-0, Felton 1-0.
Vikings – Peterson 25-111, Taylor 5-21, Berrian 1-3.

Receiving

Lions – C. Johnson 4-85, Gaines 2-24, Williams 2-23, Smith 2-11, R. Johnson 1-4, Owens 1-3.
Vikings – Berrian 5-131, Wade 4-71, Taylor 3-33, Kleinsasser 2-40, Ferguson 2-16, Shiancoe 1-10, Peterson 1-(-5).

Sacks

Lions – White 1.0 (9 yards), DeVries 1.0 (7 yards), Pearson 1.0 (11 yards), Lenon 1.0 (6 yards), Sims 0.5 (3 yards), Redding 0.5 (3 yards).
Vikings – K. Williams 4.0 (28 yards), Allen 1.0 (1 yard), Gordon 1.0 (9 yards).

Tackles

Lions – Bullocks 9-1-10, White 6-1-7, Kelly 6-1-7, Sims 4-3-7.
Vikings – Greenway 4-5-9, Leber 6-3-9, K. Williams 8-0-8, Griffin 6-1-7.

Interceptions

Lions – Bodden.
Vikings – None.

GAME NOTES

- Gus Frerotte's 86-yard touchdown pass to Bernard Berrian was the second-longest passing play in Vikings history. Charley Ferguson owns the longest, when he caught an 89-yard touchdown on 11/11/62 vs. Chicago.
- The 86-yard hook up is the longest play of each player's career.
- Kevin Williams' 4 sacks tied him for second in team history for most sacks in a single game. Randy Holloway is first with 5 vs. Atlanta on 9/16/84.
- Ryan Longwell's game-winning field goal was his 5th as a Viking. That mark ties him for third in team history with Rick Danmeier. He trails only Fred Cox (9) and Fuad Reveiz (7).
- Since 1998, the Vikings are 18-3 vs. Detroit, including an 11-0 mark at home.

SEASON AT A GLANCE – GAME 7

BEARS 48, VIKINGS 41

Soldier Field, October 19, 2008

Attendance – 62,235

	1	2	3	4	OT	Total
Minnesota	14	10	7	10	-	41
Chicago	14	13	14	7	-	48

Vikings– A. Peterson 1 yd. run (R. Longwell kick) (1st – 9:18)
 Bears– G. Olsen 18 yd. pass from K. Orton (R. Gould kick) (1st – 6:43)
 Bears– G. Wolfe 17 yd. return of blocked punt (R. Gould kick) (1st – 5:43)
 Vikings– V. Shiancoe 24 yd. pass from G. Frerotte (R. Longwell kick) (1st – 2:18)
 Bears– R. Gould 26 yd. Field Goal (2nd – 13:33)
 Vikings– R. Longwell 42 yd. Field Goal (2nd – 9:10)
 Bears– Z. Bowman fumble recovery in end zone (R. Gould kick) (2nd – 4:58)
 Vikings– C. Taylor 1 yd. run (R. Longwell kick) (2nd – 0:22)
 Bears– R. Gould 48 yd. Field Goal (2nd – 0:00)
 Bears– R. Davis fumble recovery in end zone (R. Gould kick) (3rd – 12:12)
 Vikings– A. Peterson 54 yd. run (R. Longwell kick) (3rd – 10:40)
 Bears– M. Booker 51 yd. pass from K. Orton (R. Gould kick) (3rd – 2:55)
 Bears– M. Forte 1 yd. run (R. Gould kick) (4th – 14:53)
 Vikings– R. Longwell 23 yd. Field Goal (4th – 8:59)
 Vikings– B. Berrian 5 yd. pass from G. Frerotte (4th – 3:00)

	Vikings	Bears
First Downs	28	20
Rushes/Yards.....	32/155	22/53
Passing Yards	284	274
Punt Return Yards.....	2/3	0/0
KO Return Yards.....	7/153	7/124
Passes (A-C-I).....	40-25-4	32-21-0
Times Sacked/Yards	2/14	2/9
Punts.....	1/0	4/47.8
Fumbles/Lost.....	2/1	2/1
Penalties/Yards.....	8/50	5/45
Possession Time.....	35:07	24:53

Passing

Vikings – Frerotte 25-40-284, 62.5%, 2 TD, 4 INT – 62.3 rating.

Bears – Orton 21-32-283, 65.6%, 2 TD, 0 INT – 114.5 rating.

Rushing

Vikings – Peterson 22-121, Taylor 10-34.

Bears – Forte 20-56, Davis 1- (-1), Orton 1- (-2).

Receiving

Vikings – Berrian 6-81, Taylor 6-48, Wade 5-60, Shiancoe 4-68, Allison 3-32, Peterson 1-9.

Bears – Olsen 6-74, Booker 3-79, Clark 3-59, Davis 3-24, Hester 2-22, Forte 2-17, McKie 2-8.

Sacks

Vikings – Allen 2.0 (9 yards).

Bears – Payne 1.0 (6 yards), Harris 1.0 (8 yards).

Tackles

Vikings – Griffin 8-1-9, Greenway 7-1-8, Allen 7-1-8, Sharper 6-1-7.

Bears – Payne 8-1-9, Graham 8-0-8, Urlacher 7-1-8, Hillenmeyer 6-0-6.

Interceptions

Vikings – None.

Bears – Payne, Graham, McBride, Bowman.

GAME NOTES

- Adrian Peterson passed the 2,000 yd. mark for his career with 121 rushing yds.. He set a new team record for fewest games needed to reach that mark, needing only 21. Chester Taylor is second with 29 games.
- Peterson's 2,000 yards in 21 games ranks tied for third in NFL history for fewest games needed to reach that distance. He sits behind Eric Dickerson (18) and Earl Campbell (20).
- It was the 10th 100-yard rushing game of Peterson's career.
- Napoleon Harris made his 2008 Vikings debut.
- Jared Allen recorded his first multi-sack game as a Viking, tallying 2.0.
- Vinny Ciurciu made his first career start at MLB.
- Ryan Longwell became only the 24th player in NFL history to score 1,300 career points.

SEASON AT A GLANCE – GAME 8

VIKINGS 28, TEXANS 21

HHH Metrodome, November 2, 2008

Attendance – 62,839

	1	2	3	4	OT	Total
Houston	7	0	7	7	-	21
Minnesota	7	14	0	7	-	28

Vikings– A. Peterson 1 yd. run (R. Longwell kick) (1st– 12:48)
 Texans– J. Reeves 44 yd. interception return (K. Brown kick) (1st– 8:38)
 Vikings– S. Rice 8 yd. pass from G. Frerotte (R. Longwell kick) (2nd–14:07)
 Vikings– B. Berrian 49 yd. pass from G. Frerotte (R. Longwell kick) (2nd–6:09)
 Texans– D. Anderson 3 yd. pass from S. Rosenfels (K. Brown kick) (3rd–5:32)
 Vikings–V. Shiancoe 25 yd. pass from G. Frerotte (R. Longwell kick) (4th–6:26)
 Texans– A. Johnson 14 yd. pass from S. Rosenfels (K. Brown kick) (4th–2:58)

	Texans	Vikings
First Downs	20	15
Rushes/Yards.....	16/62	35/177
Passing Yards	327	168
Punt Return Yards.....	2/-1	2/5
KO Return Yards.....	5/101	3/53
Passes (A-C-I).....	45-32-2	18-11-1
Times Sacked/Yards	5/36	3/14
Punts	4/40.3	6/44.0
Fumbles/Lost.....	2/1	0/0
Penalties/Yards	5/35	3/20
Possession Time.....	32:22	27:38

Passing

Texans– Rosenfels 21-29-224, 72.4%, 2 TD, 1 INT – 103.2 rating;
 Schaub 11-16-139, 68.7%, 0 TD, 1 INT – 69.5 rating.
Vikings– Frerotte 11-18-182, 61.1%, 3 TD, 1 INT – 111.6 rating.

Rushing

Texans – Slaton 16-62.
Vikings – Peterson 25-139, Taylor 7-38, Frerotte 3-0.

Receiving

Texans – Daniels 11-133, Slaton 8-56, A. Johnson 4-62, Walter 4-47, Anderson 2-12, Jones 1-31, Dreessen 1-13, Leach 1-9.
Vikings – Taylor 3-25, Wade 3-16, Berrian 2-104, Shiancoe 1-25, Rice 1-8, Tahi 1-4.

Sacks

Texans – Cochran 1.0 (8 yards), M. Williams 1.0 (6 yards), Bulman 1.0 (no yards).
Vikings – Allen 2.0 (18 yards), Edwards 1.0 (1 yard), Greenway 1.0 (9 yards), K. Williams 1.0 (8 yards).

Tackles

Texans – Diles 5-4-9, Weaver 4-2-6, Wilson 2-3-5, Cochran 4-0-4.
Vikings – Greenway 10-3-13, Edwards 9-3-12, M. Williams 8-1-9, Griffin 4-4-8.

Interceptions

Texans – Reeves.
Vikings – M. Williams, Winfield.

GAME NOTES

- Madieu Williams made his first start as a Viking. He also had an interception, which makes him only the 8th player in team history to have an interception in their first game as a Viking.
- Napoleon Harris started at MLB for the Vikings. It was his first start of 2008.
- Adrian Peterson rushed for 100 yards for the 11th time in his career.
- Bernard Berrian had 2 catches for 104 yards and a touchdown and now had a TD catch in his fourth straight game.
- Jared Allen's 2.0 sacks gave him 50 for his career.

SEASON AT A GLANCE – GAME 9

VIKINGS 28, PACKERS 27

HHH Metrodome, November 9, 2008

Attendance – 63,845

	1	2	3	4	OT	Total
Green Bay	7	3	14	3	-	27
Minnesota	7	7	7	7	-	28

Vikings– S. Rice 3 yd. pass from G. Frerotte (R. Longwell kick) (1st– 9:01)
 Packers– R. Grant 1 yd. run (M. Crosby kick) (1st– 4:01)
 Vikings– R. Longwell 54 yd. Field Goal (2nd–12:56)
 Vikings– Penalty on A. Rodgers enforced in end zone for a Safety (2nd–12:22)
 Vikings– A. Rodgers sacked in end zone by J. Allen for a Safety (2nd–0:44)
 Packers– M. Crosby 47 yd. Field Goal (2nd–0:00)
 Vikings– C. Taylor 47 yd. pass from G. Frerotte (R. Longwell kick) (3rd–10:31)
 Packers– N. Collins 59 yd. interception return (M. Crosby kick) (3rd– 5:21)
 Packers– W. Blackmon 65 yd. punt return (M. Crosby kick) (3rd–3:09)
 Packers– M. Crosby 40 yd. Field Goal (4th–5:56)
 Vikings– A. Peterson 29 yd. run (R. Longwell kick) (4th–2:22)

	Packers	Vikings
First Downs	12	18
Rushes/Yards.....	18/74	41/220
Passing Yards.....	110	141
Punt Return Yards.....	2/75	4/36
KO Return Yards.....	5/93	5/96
Passes (A-C-I).....	26-15-0	28-15-3
Times Sacked/Yards.....	4/32	2/10
Punts.....	7/40.1	5/46.8
Fumbles/Lost.....	2/0	2/0
Penalties/Yards.....	10/80	7/55
Possession Time.....	23:55	36:05

Passing

Packers– Rodgers 15-26-142, 57.6%, 0 TD, 0 INT – 72.9 rating.

Vikings– Frerotte 15-28-151, 53.5%, 2 TD, 3 INT – 53.4 rating.

Rushing

Packers – Grant 16-75, Rodgers 1-1, 1-(-2).

Vikings – Peterson 30-192, Taylor 10-29, Frerotte 1-(-1).

Receiving

Packers – Driver 5-46, Jennings 3-37, Jackson 2-18, Nelson 2-17, Humphrey 1-13, Lee 1-6, Jones 1-5.

Vikings – Taylor 4-84, Peterson 3-33, Wade 3-24, Shiancoe 3-4, Rice 1-3, Tahi 1-3.

Sacks

Packers – Jolly 1.0 (no yards), Kampman 0.5 (5 yards), Cole 0.5 (5 yards).

Vikings – Allen 1.0 (9 yards), Greenway 1.0 (12 yards), Harris 1.0 (7 yards), Robison 1.0 (4 yards).

Tackles

Packers – Poppinga 5-6-11, Kampman 3-6-9, Jolly 5-2-7, Bishop 6-0-6.

Vikings – Greenway 8-3-12, K. Williams 5-2-7, Winfield 3-3-6, Griffin 3-2-5, M. Williams 4-1-5.

Interceptions

Packers – Woodson, Collins, Williams.

Vikings – None.

GAME NOTES

- Jared Allen's safety was his second of the season. That mark ties a team and NFL record.
- Adrian Peterson's 192 rushing yards is the most in the 48-year history of the series vs. the Packers. He passes Ted Brown, who rushed for 179 yards on 10/23/83.
- Adrian Peterson becomes the first NFL player to reach 1,000 yards rushing in 2008.
- Ryan Longwell's 54-yard field goal gives him 3 50+ yard field goals this season. That mark ties a team record, as he joins Paul Edinger, Fuad Reveiz and Jan Stenerud.
- Jim Kleinsasser started his 100th career game.
- Steve Hutchinson blocked for his 50th career 100-yard rusher.
- Adrian Peterson's 192 yards rushing is the 4th best single-game mark in team history.
- Chester Taylor had his first touchdown reception as a Viking.

SEASON AT A GLANCE – GAME 10

BUCCANEERS 19, VIKINGS 13

Raymond James Stadium, November 16, 2008

Attendance – 65,278

	1	2	3	4	OT	Total
Minnesota	3	10	0	0	-	13
Tampa Bay	3	3	7	6	-	19

Vikings– R. Longwell 43 yd. Field Goal (1st – 6:53)
 Buccaneers– M. Bryant 39 yd. Field Goal (1st – 2:48)
 Vikings– B. Wade 4 yd. pass from G. Frerotte (R. Longwell kick) (2nd – 13:33)
 Buccaneers– M. Bryant 26 yd. Field Goal (2nd – 7:48)
 Vikings– R. Longwell 37 yd. Field Goal (2nd – 1:47)
 Buccaneers– B. Askew 1 yd. run (M. Bryant kick) (3rd – 9:25)
 Buccaneers– M. Bryant 29 yd. Field Goal (4th – 5:36)
 Buccaneers– M. Bryant 26 yd. Field Goal (4th – 3:30)

	Vikings	Buccaneers
First Downs	14	21
Rushes/Yards.....	26/99	33/108
Passing Yards.....	111	255
Punt Return Yards.....	0/0	0/0
KO Return Yards.....	6/124	3/65
Passes (A-C-I).....	21-14-0	30-23-0
Times Sacked/Yards	5/27	1/0
Punts.....	2/45.0	1/37.0
Fumbles/Lost.....	3/2	1/1
Penalties/Yards.....	5/28	5/54
Possession Time.....	26:11	33:49

GAME NOTES

- Matt Birk started his 140th career game at center. That mark is good for second most for a center in team history. He trails only Mick Tingelhoff, who has 240.
- Bobby Wade recorded his first touchdown reception of 2008.
- Adrian Peterson's 85 rushing yards gave him 1,100 for the season. That sets a new team record for most yards gained after the first 10 games of a season. He broke his old record of 1,087.
- Chad Greenway recorded his third consecutive game with a sack.
- Bobby Wade became the 40th different player in history to catch a touchdown pass from Gus Frerotte.

Passing

Vikings – Frerotte 14-20-138, 70.0%, 1 TD, 0 INT – 105.8 rating;
 Rice 0-1-0, 0%, 0 TD, 0 INT –39.6 rating.
Buccaneers – Garcia 23-30-255, 76.7%, 0 TD, 0 INT – 101.4 rating.

Rushing

Vikings – Peterson 19-85, Taylor 5-11, Frerotte 2-3.
Buccaneers – Dunn 20-53, Garcia 6-21, C. Smith 4-21, Bryant 1-9, Graham 1-3, Askew 1-1.

Receiving

Vikings – Berrian 3-46, Shiancoe 2-41, Rice 2-22, Taylor 2-15, Wade 2-12, Mills 1-6, Allison 1-(-1), Peterson 1-(-3).
Buccaneers – Stevens 6-84, Bryant 5-59, Dunn 4-65, Clayton 3-36, Askew 2-9, Gilmore 1-4, Hilliard 1-(-1), C. Smith 1-(-1).

Sacks

Vikings – Greenway 1.0 (no yards).
Buccaneers – Ruud 1.0 (11 yards), Wilkerson 1.0 (8 yards), Carter 1.0 (1 yard), Barber 1.0 (1 yard), Hovan 1.0 (6 yards).

Tackles

Vikings – Greenway 15-2-17, Griffin 8-2-10, Winfield 9-1-10, Harris 8-0-8.
Buccaneers – Ruud 6-2-8, Jackson 5-1-6, Brooks 4-2-6, Wilkerson 4-0-4.

Interceptions

Vikings – None.
Buccaneers– None.

SEASON AT A GLANCE – GAME 11

VIKINGS 30, JAGUARS 12

Jacksonville Municipal Stadium, November 23, 2008

Attendance – 65,064

	1	2	3	4	OT	Total
Minnesota	17	0	3	10	-	30
Jacksonville.....	7	3	0	2	-	12

Vikings – N. Harris 27 yd. fumble return (R. Longwell kick) (1st – 14:47)
 Vikings– C. Taylor 3 yd. run (R. Longwell kick) (1st – 13:19)
 Jaguars– R. Williams 8 yd. pass from D. Garrard (J. Scobee kick) (1st – 7:57)
 Vikings– R. Longwell 54 yd. Field Goal (1st – 6:00)
 Jaguars– J. Scobee 21 yd. Field Goal (2nd – 12:29)
 Vikings– R. Longwell 32 yd. Field Goal (3rd – 7:43)
 Vikings– R. Longwell 22 yd. Field Goal (4th – 13:59)
 Vikings– A. Peterson 16 yd. run (R. Longwell kick) (4th – 6:55)
 Jaguars– C. Kluwe OB in end zone for a Safety (4th – 3:01)

	Vikings	Jaguars
First Downs	15	17
Rushes/Yards.....	34/122	14/35
Passing Yards	104	286
Punt Return Yards.....	1/19	3/47
KO Return Yards.....	2/36	7/164
Passes (A-C-I).....	20-12-1	45-27-2
Times Sacked/Yards	3/16	4/31
Punts	3/48.3	3/41.0
Fumbles/Lost.....	0/0	5/3
Penalties/Yards.....	5/49	8/81
Possession Time.....	30:29	29:31

GAME NOTES

- Napoleon Harris' touchdown 13 seconds into the game ties the quickest touchdown to start a game in team history. It was also his first career fumble recovery and his first career touchdown.
- Ryan Longwell's 54-yard field goal set a new team record for most field goals made of 50+ yards in a season. He passed Paul Edinger, Fuad Reveiz and Jan Stenerud, who are all tied with 3.
- Darius Reynaud played in his first career NFL game. He returned 2 kicks for 36 yards.
- The game was the Vikings' first ever game in Jacksonville.
- Benny Sapp recorded his first interception as a Viking.

Passing

Vikings – Frerotte 12-20-120, 60.0%, 0 TD, 1 INT – 56.2 rating.

Jaguars – Garrard 27-45-317, 60.0%, 1 TD, 2 INT – 70.3 rating.

Rushing

Vikings – Peterson 17-80, Taylor 9-25, Berrian 2-22, Frerotte 5-2, Kluwe 1-(-7).

Jaguars – Taylor 6-20, Garrard 5-11, Jones-Drew 3-4.

Receiving

Vikings – Shiancoe 3-60, Rice 3-27, Taylor 2-12, Tahi 2-6, Wade 1-9, Berrian 1-6.

Jaguars – Jones-Drew 9-113, Lewis 4-41, Williams 3-44, Northcutt 3-33, Estandia 2-28, Porter 1-14, Taylor 1-7.

Sacks

Vikings – K. Williams 1.5 (10 yards), P. Williams 1.0 (4 yards), Wyms 1.0 (11 yards), Edwards 0.5 (5 yards).

Jaguars – Mathis 1.0 (6 yards), Hayward 1.0 (10 yards), Spicer 1.0 (no yards),

Tackles

Vikings – Winfield 11-0-11, Sharper 7-1-8, Allen 5-1-6, Greenway 3-3-6.

Jaguars –Smith 5-2-7, Mathis 6-0-6, Nelson 5-1-6, Williams 4-1-5.

Interceptions

Vikings –M. Williams, Sapp.

Jaguars – Sensabaugh.

SEASON AT A GLANCE – GAME 12

VIKINGS 34, BEARS 14

HHH Metrodome, November 30, 2008

Attendance – 63,722

	1	2	3	4	OT	Total
Chicago	7	0	7	0	-	14
Minnesota	0	17	7	10	-	34

Bears– D. Hester 65 yd. pass from K. Orton (R. Gould kick) (1st– 8:04)

Vikings– R. Longwell 23 yd. Field Goal (2nd– 12:45)

Vikings– B. Berrian 99 yd. pass from G. Frerotte (R. Longwell kick) (2nd–4:48)

Vikings– G. Frerotte 1 yd. run (R. Longwell kick) (2nd–0:48)

Bears– M. Forte 2 yd. pass from K. Orton (R. Gould kick) (3rd–8:53)

Vikings– C. Taylor 21 yd. run (R. Longwell kick) (3rd–4:27)

Vikings– A. Peterson 1 yd. run (R. Longwell kick) (4th–8:25)

Vikings– R. Longwell 27 yd. Field Goal (4th– 4:18)

	Bears	Vikings
First Downs	10	17
Rushes/Yards.....	26/103	39/178
Passing Yards	125	200
Punt Return Yards.....	4/29	2/-3
KO Return Yards.....	5/138	2/62
Passes (A-C-I).....	29-11-3	25-16-1
Times Sacked/Yards	3/28	2/10
Punts.....	9/40.0	9/47.4
Fumbles/Lost.....	0/0	1/0
Penalties/Yards.....	5/50	4/30
Possession Time.....	26:15	33:45

Passing

Bears– Orton 11-29-153, 37.9%, 2 TD, 3 INT – 39.1 rating.

Vikings– Frerotte 16-25-210, 64.0%, 1 TD, 1 INT – 87.1 rating.

Rushing

Bears– Forte 22-96, Peterson 1-5, Hester 1-3, Davis 1-0, Wolfe 1-(-1).

Vikings – Peterson 28-131, Taylor 10-46, Frerotte 1-1.

Receiving

Bears – Forte 4-29, Hester 3-67, Lloyd 1-24, Davis 1-17, Clark 1-9, Olsen 1-7.

Vikings – Berrian 4-122, Taylor 4-19, Peterson 2-(-1), Kleinsasser 1-20, Shiancoe 1-20, Wade 1-15, Rice 1-8, Tahi 1-4, Dugan 1-3.

Sacks

Bears – Brown 1.0 (2 yards), Harris 1.0 (8 yards).

Vikings – Allen 2.5 (28 yards), Robison 0.5 (5 yards).

Tackles

Bears – Graham 6-3-9, Briggs 5-3-8, Urlacher 6-0-6, Brown 5-0-5.

Vikings – Allen 7-2-9, Leber 6-2-8, K. Williams 6-1-7, P. Williams 4-3-7, Greenway 2-4-6.

Interceptions

Bears – Payne.

Vikings – Leber, Sapp, Sharper.

GAME NOTES

- Gus Frerotte's 99-yard touchdown pass to Bernard Berrian tied an NFL record. They became only the 11th tandem in NFL history to accomplish that feat.
- The play was also the longest scoring play from scrimmage in Vikings' history. It breaks a 46-year old record, where on 11/11/62 Fran Tarkenton and Charley Ferguson hooked up for an 89-yard score.
- Adrian Peterson's 131 rush yards gave him 1,311 on the season. That is good for third in team history for yards in a single season. He needs only 30 yards to reach his 2007 total of 1,341, a mark that's good for second on the Vikings' all-time list.
- Peterson has totaled 2,652 rushing yards for his career and moved past Fran Tarkenton into 10th place in Vikings history.

SEASON AT A GLANCE – GAME 13

VIKINGS 20, LIONS 16

Ford Field, December 7, 2008

Attendance – 50,444

	1	2	3	4	OT	Total
Minnesota	3	3	7	3	-	20
Detroit	0	3	7	10	-	16

Lions– J. Hanson 25 yd. Field Goal (1st– 1:01)
 Lions– J. Hanson 23 yd. Field Goal (2nd– 11:39)
 Vikings– R. Longwell 35 yd. Field Goal (2nd–4:55)
 Vikings– C. Taylor 17 yd. run (R. Longwell kick) (3rd–10:50)
 Lions– C. Johnson 70 yd. pass from D. Culpepper (J. Hanson kick) (3rd–8:45)
 Vikings– V. Shiancoe 11 yd. pass from T. Jackson (R. Longwell kick) (4th–11:22)
 Lions– J. Hanson 39 yd. Field Goal (4th–5:44)
 Vikings– R. Longwell 50 yd. Field Goal (4th– 0:22)

	Vikings	Lions
First Downs	20	15
Rushes/Yards.....	32/133	27/77
Passing Yards	168	191
Punt Return Yards.....	2/7	1/13
KO Return Yards.....	5/121	5/120
Passes (A-C-I).....	20-15-2	24-14-0
Times Sacked/Yards	2/7	4/29
Punts.....	2/57.0	2/59.5
Fumbles/Lost.....	3/0	3/0
Penalties/Yards.....	6/35	4/32
Possession Time.....	30:20	29:40

Passing

Vikings– Frerotte 7-10-70, 70.0%, 0 TD, 2 INT – 50.0 rating
 Jackson 8-10-105, 80.0%, 1 TD, 0 INT – 143.8 rating
Lions– Culpepper 14-24-220, 58.3%, 1 TD, 0 INT – 102.8 rating.

Rushing

Vikings – Peterson 22-105, Taylor 6-27, Dugan 1-2, Jackson 3- (-1).
Lions– Smith 21-64, Culpepper 4-7, Cason 1-4, R. Johnson 1-2.

Receiving

Vikings – Shiancoe 5-65, Berrian 3-29, Taylor 2-26, Rice 2-21, Wade 2-19, Peterson 1-15.
Lions – C. Johnson 3-84, Colbert 2-32, Owens 2-29, Smith 2-27, Felton 2-17, Gaines 1-27, Standeford 1-5, R. Johnson 1- (1).

Sacks

Vikings – Allen 2.0 (18 yards), Edwards 1.0 (5 yards), Wyms 1.0 (6 yards).
Lions – Avril 1.0 (7 yards), Lenon 0.5 (0 yards), Darby 0.5 (0 yards).

Tackles

Vikings – K. Williams 7-2-9, Greenway 3-5-8, Sharper 5-2-7, Winfield 5-0-6.
Lions – Lenon 6-4-10, D. Smith 5-0-5, Sims 4-1-5, C. Smith 3-2-5.

Interceptions

Vikings – None.
Lions – C. Smith, Bullocks.

GAME NOTES

- Jared Allen set a new Vikings record for most sacks in a players first season with the team recording sacks 11.5 and 12.5.
- Adrian Peterson had his 8th 100-yard rushing game of the season. That mark ties him with Robert Smith for most in a season in Vikings' history.
- Peterson now has 1,413 rushing yards in 2008. That is a career high and places him second on the list in team history for most yards in a season. Robert Smith had 1,521 in 2000.
- For the first time in 40 road contests, the Vikings completed a fourth-quarter comeback when trailing after three quarters. The last time they did this was on 10/5/97 at Arizona.
- Tarvaris Jackson threw his first touchdown pass since 9/8 and his second of the season.

SEASON AT A GLANCE – GAME 14

VIKINGS 35, CARDINALS 14

University of Phoenix Field, December 14, 2008

Attendance – 64,457

	1	2	3	4	OT	Total
Minnesota	21	7	7	0	-	35
Arizona	0	0	14	0	-	14

Vikings– B. Berrian 82 yd. punt return (R. Longwell kick) (1st– 11:05)
 Vikings– B. Berrian 41 yd. pass from T. Jackson (R. Longwell kick) (1st– 6:39)
 Vikings– S. Rice 6 yd. pass from T. Jackson (R. Longwell kick) (1st–2:43)
 Vikings– C. Taylor 11 yd. pass from T. Jackson (R. Longwell kick) (2nd–2:08)
 Cardinals– J. Urban 50 yd. pass from K. Warner (N. Rackers kick) (3rd–13:43)
 Cardinals– R. Hood 68 yd. return of blocked field goal (N. Rackers kick) (3rd–4:27)
 Vikings– B. Wade 59 yd. pass from T. Jackson (R. Longwell kick) (3rd–0:17)

	Vikings	Cardinals
First Downs	20	16
Rushes/Yards.....	44/239	7/43
Passing Yards	157	273
Punt Return Yards.....	3/110	3/32
KO Return Yards.....	0/0	6/126
Passes (A-C-I).....	17-11-0	50-32-1
Times Sacked/Yards	3/6	4/25
Punts.....	4/46.0	6/45.5
Fumbles/Lost.....	1/1	2/1
Penalties/Yards.....	6/34	5/60
Possession Time.....	34:34	25:26

Passing

Vikings– Jackson 11-17-163, 64.7%, 4 TD, 0 INT – 135.5 rating.
Cardinals– Warner 29-45-270, 64.4%, 1 TD, 1 INT – 78.9 rating;
 Leinart 3-5-28, 60.0%, 0 TD, 0 INT– 75.4 rating.

Rushing

Vikings – Peterson 28-165, Taylor 10-66, Dugan 2-4, Jackson 3-3, Berrian 1-1.
Cardinals– Arrington 2-23, Hightower 5-20.

Receiving

Vikings – Taylor 4-37, Wade 2-67, Tahi 2-4, Berrian 1-41, Shiancoe 1-8, Rice 1-6.
Cardinals – Arrington 7-48, Boldin 6-34, Fitzgerald 5-52, Hightower 5-20, Breaston 4-46, Urban 3-82, Patrick 2-16.

Sacks

Vikings – Allen 2.0 (10 yards), Robison 1.0 (10 yards), Greenway 1.0 (4 yards).
Cardinals – Smith 1.0 (5 yards), Dockett 1.0 (1 yard), Okeafor 1.0 (no yards).

Tackles

Vikings – Greenway 5-3-8, Sapp 4-3-7, Winfield 5-1-6, Leber 5-1-6.
Cardinals – Rolle 7-3-10, Hayes 8-1-9, Dansby 8-0-8, Wilson 6-2-8.

Interceptions

Vikings – Griffin.
Cardinals – None.

GAME NOTES

- Adrian Peterson's 165 rushing yards gave him 1,581 for the season. That mark is a new team record for most in a season. It was also his 9th 100-yard rushing performance of the season, a team record.
- Sunday was Peterson's 15th career 100-yard rushing performance. That mark tied him for 7th in NFL history for most in a player's first two seasons. Eric Dickerson holds the record with 21.
- Tarvaris Jackson's 4 touchdown passes is a career high. His previous high was 2.
- Bobby Wade's 59-yard touchdown reception is the longest catch of his career.
- Bernard Berrian's 82-yard punt return touchdown is the Vikings first punt return for a TD since Mewelde Moore had a 71-yarder in 2006.

SEASON AT A GLANCE – GAME 15

FALCONS 24, VIKINGS 17

HHH Metrodome, December 21, 2008

Attendance – 62,889

	1	2	3	4	OT	Total
Atlanta	7	10	7	0	-	24
Minnesota	7	0	0	10	-	17

Falcons– M. Turner 1 yd. run (J. Elam kick) (1st– 8:47)

Vikings– V. Shiancoe 21 yd. pass from T. Jackson (R. Longwell kick) (1st–2:00)

Falcons– J. Norwood 8 yd. pass from M. Ryan (J. Elam kick) (2nd– 14:06)

Falcons– J. Elam 22 yd. Field Goal (2nd– 0:03)

Falcons– J. Blalock fumble recovery in end zone (J. Elam kick) (3rd–2:38)

Vikings– R. Longwell 29 yd. Field Goal (4th– 11:32)

Vikings– V. Shiancoe 17 yd. pass from T. Jackson (R. Longwell kick) (4th–2:44)

	Falcons	Vikings
First Downs	18	24
Rushes/Yards.....	32/98	31/161
Passing Yards	124	195
Punt Return Yards.....	1/4	2/7
KO Return Yards.....	3/80	3/40
Passes (A-C-I).....	24-13-0	36-22-0
Times Sacked/Yards	2/10	3/38
Punts	6/42.2	1/44.0
Fumbles/Lost.....	1/0	7/4
Penalties/Yards	6/70	3/15
Possession Time.....	27:05	32:55

Passing

Falcons– Ryan 13-24-134, 54.2%, 1 TD, 0 INT – 84.4 rating.

Vikings– Jackson 22-36-233, 61.1%, 2 TD, 0 INT – 98.5 rating.

Rushing

Falcons – Turner 19-70, Snelling 3-12, Norwood 6-10, Douglas 1-4, Ryan 3-2.

Vikings – Jackson 8-82, Peterson 22-76, Taylor 1-3.

Receiving

Falcons – Jenkins 4-61, White 3-24, Norwood 2-11, Snelling 1-13, Finneran 1-13, Peelle 1-8.

Vikings – Shiancoe 7-136, Wade 5-38, Taylor 5-26, Berrian 2-18, Peterson 2-16, Tahi 1-(-1).

Sacks

Falcons – Moorehead 1.0 (29 yards), Abraham 1.0 (5 yards), Davis 1.0 (4 yards).

Vikings – Edwards 2.0 (10 yards).

Tackles

Falcons – Wire 6-1-7, Milloy 6-1-7, Brooking 3-4-7, Coleman 4-2-6.

Vikings – Greenway 6-4-10, Leber 6-3-9, Winfield 6-1-7.

Interceptions

Falcons – None.

Vikings – None.

GAME NOTES

- Visanthe Shiancoe's 7 catches, 136 receiving yards and 2 touchdowns were all career highs for a single game.
- Shiancoe's 136 receiving yards ranked second in team history for most receiving yards in a game by a tight end. Steve Jordan holds the record with 179. He accomplished this vs. Washington on 11/2/86.
- Tarvaris Jackson's 82 yards rushing was the third-most by a quarterback in Vikings history for a single game. He sits behind Fran Tarkenton (99) and Daunte Culpepper (83).

SEASON AT A GLANCE – GAME 16

VIKINGS 20, GIANTS 19

HHH Metrodome, December 28, 2008

Attendance – 63,761

	1	2	3	4	OT	Total
New York	0	9	7	3	-	19
Minnesota	0	10	0	10	-	20

Vikings– R. Longwell 48 yd. Field Goal (2nd– 14:52)
 Vikings– A. Peterson 67 yd. run (R. Longwell kick) (2nd – 11:22)
 Giants– J. Carney 51 yd. Field Goal (2nd–9:30)
 Giants– J. Carney 30 yd. Field Goal (2nd –1:03)
 Giants– J. Carney 42 yd. Field Goal (2nd –0:00)
 Giants– D. Hixon 23 yd. pass from D. Carr (J. Carney kick) (3rd–9:29)
 Giants–J. Carney 20 yd. Field Goal (4th –11:22)
 Vikings–B. Berrian 54 yd. pass from T. Jackson (R. Longwell kick) (4th– 9:26)
 Vikings–R. Longwell 50 yd. Field Goal (4th– 0:00)

	Giants	Vikings
First Downs	19	15
Rushes/Yards.....	30/135	27/110
Passing Yards	222	218
Punt Return Yards.....	3/11	1/10
KO Return Yards.....	3/101	5/132
Passes (A-C-I).....	30-19-0	26-16-1
Times Sacked/Yards	2/7	2/21
Punts.....	4/48.2	4/47.5
Fumbles/Lost.....	0/0	1/0
Penalties/Yards.....	7/49	2/20
Possession Time.....	34:19	25:41

Passing

Giants– Manning 11-19-119, 57.8%, 0 TD, 0 INT – 76.4 rating.

Carr 8-11-110, 72.7%, 1 TD, 0 INT– 134.7 rating

Vikings– Jackson 16-26-239, 61.5%, 1 TD, 1 INT – 88.5 rating.

Rushing

Giants– Ward 15-77, Bradshaw 10-28, Carr 3-15, Ware 2-15.

Vikings – Peterson 21-103, Taylor 4-10, Dugan 1-1, Jackson 1-(-4).

Receiving

Giants – Hixon 4-62, Johnson 2-44, Moss 2-43, Manningham 2-21, Toomer 2-16, Ward 2-14, Hedgecock 2-11, Bradshaw 1-(-2).

Vikings – Wade 4-98, Berrian 4-81, Shiancoe 2-14, Tahi 2-4, Taylor 1-19, Rice 1-9, Dugan 1-9, Kleinsasser 1-5.

Sacks

Giants – Johnson 1.0 (13 yards), Kehl 1.0 (8 yards).

Vikings – Leber 1.0 (5 yards), Greenway 0.5 (1 yard), Wyms 0.5 (1 yard).

Tackles

Giants – Kehl 7-2-9, Dockery 6-1-7, Blackburn 5-1-6, Clark 3-2-5.

Vikings – Leber 7-3-10, M. Williams 5-3-8, Winfield 7-1-8, Sharper 6-2-8.

Interceptions

Giants – Butler.

Vikings – None.

GAME NOTES

- The Vikings clinched their first division title since 2000 and their first NFC North title.
- Adrian Peterson's 1,760 rush yards makes him the 2008 NFL rushing leader, the first Viking to ever hold the NFL rushing title.
- The Vikings won 10 games for the first time since 2000.
- Peterson is the first player in team history to average 100 yards rushing per game for a season.
- Bobby Wade had a career high 98 yards receiving.

SEASON AT A GLANCE – NFC WILD CARD PLAYOFF

EAGLES 26, VIKINGS 14

HHH Metrodome, January 4, 2009

Attendance – 63,761

	1	2	3	4	OT	Total
Philadelphia	6	10	0	10	-	26
Minnesota	0	14	0	0	-	14

Eagles– D. Akers 43 yd. Field Goal (1st – 6:44)
 Eagles– D. Akers 51 yd. Field Goal (1st – 0:00)
 Vikings– A. Peterson 40 yd. Run (R. Longwell kick) (2nd –11:05)
 Eagles– D. Akers 31 yd. Field Goal (2nd –7:29)
 Eagles– A. Samuel 44 yd. interception return (D. Akers kick) (2nd –6:34)
 Vikings– A. Peterson 3 yd. run (R. Longwell kick) (2nd –1:51)
 Eagles– B. Westbrook 71 yd. pass from McNabb (D. Akers kick) (4th –6:37)
 Eagles– D. Akers 45 yd. Field Goal (4th – 1:55)

	Eagles	Vikings
First Downs	15	16
Rushes/Yards.....	23/67	34/148
Passing Yards	283	153
Punt Return Yards.....	5/109	1/1
KO Return Yards.....	3/47	7/153
Passes (A-C-I).....	34-23-1	35-15-1
Times Sacked/Yards	3/17	1/11
Punts	4/44.3	8/45.3
Fumbles/Lost.....	1/1	2/1
Penalties/Yards.....	7/55	4/25
Possession Time.....	27:54	32:06

GAME NOTES

- Adrian Peterson's 40-yard touchdown run was the longest in team playoff history, and fourth longest overall.
- Adrian Peterson's two touchdowns rushing ties a team playoff record for single-game scores.
- Jared Allen's two quarterback sacks rank second most in a Vikings playoff game.
- Maurice Hicks' 133 kickoff return yards are second most in team playoff history.
- The Vikings playoff record with the loss is 18-25. The Vikings are now 0-3 vs. Philadelphia in the post-season.

Passing

Eagles– McNabb 23-34-300, 67.6%, 1 TD, 1 INT – 92.8 rating.

Vikings– Jackson 15-35-164, 42.8%, 0 TD, 1 INT – 45.4 rating.

Rushing

Eagles– Westbrook 20-38, Buckhalter 2-27, D. Jackson 1-2.

Vikings – Peterson 20-83, Taylor 12-48, Jackson 2-17.

Receiving

Eagles – Celek 6-56, Avant 5-47, Curtis 4-49, Westbrook 3-83, Brown 2-17, D. Jackson 1-34, Baskett 1-7, Schobel 1-7.

Vikings – Taylor 5-36, Wade 3-24, Berrian 2-36, Kleinsasser 2-34, Rice 2-27, Shiancoe 1-7.

Sacks

Eagles – Dawkins 1.0 (11 yards).

Vikings – Allen 2.0 (9 yards), Harris 1.0 (8 yards).

Tackles

Eagles – Cole 7-6-13, Mikell 7-1-8, Dawkins 5-1-6, Patterson 5-1-6, Bradley 4-2-6.

Vikings – Greenway 9-1-10, Allen 6-1-7, K. Williams 3-3-6, Leber 5-1-6.

Interceptions

Eagles – Samuel.

Vikings – Griffin.



UPDATED PLAYER BIOS

- Includes Updated Career Statistics

VIKINGS 2008 PLAYERS - UPDATED BIOS

#4 JOHN DAVID BOOTY, QB, ROOKIE, USC

2008 SEASON:

2008 HIGHS:

SERVICE: 0 GAMES/ 0 STARTS

- Did not see game action during his rookie campaign in 2008.
- Took over as Vikings 3rd QB in his rookie season.
- Saw action in the preseason with the Vikings 2nd and 3rd units.
- Brother, Josh, was a QB with the Cleveland Browns from 2001-03.
- Enjoyed standout USC career where he left ranked 4th in school history with 55 TD passes and 5th in career passing yards with 6,125.
- Posted a 20-3 record as a USC starter and left as the Rose Bowl career leader in passing TDs.
- Played in Rose Bowls against Michigan and vs. Illinois in his final collegiate game.
- Began playing varsity football as a 7th-grader.
- Holds degree in sociology from USC.

#5 CHRIS KLUWE, P, 4TH YEAR, UCLA

2008 SEASON: 73 punts, 3473 yards, 47.6 avg., 35.0 net, 13 TB, 23 inside the 20, 62 long, 1 BLK

2008 HIGHS:

62Long Punt.....vs. Chicago, 11/30
 9Puntsvs. Chicago, 11/30
 54.0Gross Avg.@ Tennessee, 9/28/08
 42.6Net Avg.vs. Carolina, 9/21/08
 4Inside the 20.....vs. Houston, 11/2/08; vs. Green Bay, 11/9
 3Touchbacks.....vs. Detroit, 10/12/08; vs. Chicago, 11/30
 1Blocked@ Chicago, 10/19/08

SERVICE: 63 CAREER GAMES; 63 GAMES AS A VIKING

KLUWE'S CAREER STATS

PUNTING

PUNTS	YDS	GR. AVG	TBs	IN 20	LG	BLKS
318	14,158	44.5	35	102	70	1

PASSING: 1-of-1, 27 yards, 27 long, 118.8 rating

2008 PLAYOFFS: 8 punts, 362 yards, 45.3 avg., 31.6 net avg., 2 inside the 20, 60 long

SERVICE: 1 CAREER GAME; 1 GAME AS A VIKING

- **Ended season ranked 4th in the NFL with a gross punting average of 47.6 yards per punt.**
- His 47.6 average set the Vikings season record previously held by Bobby Walden in 1964 at 46.4 yards.
- His 47.6 average is well ahead of his previous career-high of 44.7 set in 2007.
- Has boomed 33 punts of 50+ yards in 2008- breaking his own team record set in 2007.
- His 95 career punts of 50+ yards trails only Greg Coleman (99) and Mitch Berger (96) in team history.
- Has held on Ryan Longwell's Vikings-record 6 FGs of 50+ yards on the 2008 season.
- Notched the 3rd-best punting yardage day in Vikings history with 414 yards vs. Detroit (10/12).
- Tied his own team record with 6 punts of 50+ yards vs. Detroit (10/12)- booting a 55, 53, 54, 54, 60 and 53-yarder during the game.
- Set Vikings record with 6 punts of 50+ yards @ Tennessee (9/28) and tied for the 4th-best gross average in a game in team history with a 54.0 mark.
- Joined Seattle as an undrafted rookie and spent the preseason with the club.
- Played at UCLA when Vikings RB coach Eric Bieniemy was on the Bruins staff.
- An avid video gamer, has turned his prowess on Guitar Hero into a charity money maker for local groups.
- Regular guest on KFAN Radio's Video Games Weekly show.
- Married, wife's name is Isabel, couple had 1st child in summer 2008

#7 TARVARIS JACKSON, QB, 3RD YEAR, ALABAMA STATE

2008 SEASON: 88-of-149, 1056 yards, 59.1%, 9 TDs, 2 INT, 14/97 sacks, 59t long, 95.4 rating
26 carries, 139 yards, 5.3 avg., 29 long, 0 TDs

2008 HIGHS:

36Attemptsvs. Atlanta, 12/21/08
22Completionsvs. Atlanta, 12/21/08
61.5Completion %.....vs. NY Giants, 12/28/08
239Passing Yards.....vs. NY Giants, 12/28/08
135.5 ...Passer Rating.....@ Arizona, 12/14/08
4Passing TDs.....@ Arizona, 12/14/08
1Interception@ Green Bay, 9/8/08; vs. NY Giants, 12/28/08
59tLong Pass@ Arizona, 12/14/08
9Rushing Attempts.....@ Green Bay, 9/8/08
76Rushing Yardsvs. Atlanta, 12/21/08
29Long Rush.....vs. Atlanta, 12/21/08

JACKSON'S CAREER STATS

SERVICE: 25 GAMES/ 19 STARTS

PASSING

ATT.	COMP.	%	YDS	Lg	TDs	INTs	SACKS	RATING
498	290	58.2	3,203	71	19	17	39/181	75.9

RUSHING

ATT.	YARDS	Lg	TDs
93	480	32	4

2008 PLAYOFFS: 15-of-35, 164 yards, 42.8%, 0 TD, 1 INT, 1/11 sacks, 27 long, 45.4 rating

PLAYOFF SERVICE: 1 GAME/ 1 START

- In final 4 games of regular season (at Detroit, at Arizona, vs. Atlanta, vs. NY Giants) since coming into the game at Detroit (12/7), Jackson has a passer rating of 115.4 with 8 TDs and 1 INT, going 57-of-89 for 740 yards.
- Set career-high with 4 TD passes at Arizona (12/14), earning his 1st win of 2008. Threw TDs of 59 yards to Bobby Wade, 41 yards to Bernard Berrian, 11 to Chester Taylor and 6 to Sidney Rice. Ended day with a 135.5 passer rating.
- Connected on 54-yard TD pass to Bernard Berrian vs. NY Giants (12/28) in game that clinched NFC North title for the Vikings.
- Moved regular-season record as a starter to 10-9 overall and went 2-1 in final 3 games of 2008.
- Started 1st career playoff game vs. Philadelphia (1/4/09) in Wild Card Playoffs.
- Named NFC Offensive Player of the Week and FedEx Air Player of the Week at Arizona (12/14) after his career-best 4 TD passing day.
- His NFC Offensive Player of the Week honors were the 1st by a Vikings QB since 2004.
- Threw 2 TD passes to Visanthe Shiancoe vs. Atlanta (12/21) and tied for team-high with 76 rush yards.
- Set career-high and 3rd-best rushing day by a Vikings QB with 76 yards vs. Atlanta (12/21), trailing only Fran Tarkenton's 99 (vs. LA Rams in 1961) and Daunte Culpepper's 83 (vs. Detroit in 2001).
- Entered game in final drive of 1st half for injured starter Gus Frerotte at Detroit (12/7) and led team to a comeback victory, after trailing 10-13 entering the 4th quarter. Jackson connected with TE Visanthe Shiancoe for the go-ahead TD on an 11-yard pass at the 11:22 mark of the 4th quarter and went 8-of-10 for 105 yards.
- Played 1 snap for starter Gus Frerotte at Jacksonville (11/23) when he left with an injury.
- Came into game at New Orleans (10/6) for 1 play when Gus Frerotte left in 4th quarter.
- Entered game in final Vikings series @ Tennessee (9/28/08) after Gus Frerotte left the game with a hand injury.
- Threw 1st TD pass of 2008 season to Sidney Rice on a 4th-and-1 play at Green Bay (9/8/08) and ran for career-high 65 yards on 9 carries.
- Had an 8-4 mark in his 12 starts in 2007 with wins in the opener vs. Atlanta (9/9), at Chicago (10/14), vs. San Diego (11/4), vs. Oakland (11/18), at NY Giants (11/25), vs. Detroit (12/2), at San Francisco (12/9) and vs. Chicago (12/17).
- Of his 4 losses on the 2007 season, 2 came in overtime games, including game at Detroit (9/16) he did not finish after being forced from the game with a groin injury.

- Started 1st game of his career @ Green Bay (12/21/06), becoming only the 3rd Vikings rookie QB to start a game- joining Fran Tarkenton in 1961 and Tommy Kramer in 1977. Tarkenton and Jackson were the only QBs to start multiple games as a rookie.
- Selected by the Vikings in the 2nd round of the 2006 NFL Draft, #64 overall.
- The Vikings traded a pair of 3rd-round picks to Pittsburgh in order to move up into the 2nd round and select Jackson, the 5th QB drafted in 2006.
- Strong-armed and accurate collegiate passer, completed 60.9% of his passes as a senior and threw 29 TDs to only 5 INTs in his final campaign.
- Coached in college by former NFL WR Reggie Barlow, a Super Bowl winner in Tampa Bay.
- Transferred to Alabama State from Arkansas where he had battled with Jacksonville Jaguars WR Matt Jones for playing time at QB with the Razorbacks.
- Son, Tarvaris, was born in September 2007.

#8 RYAN LONGWELL, K, 12TH YEAR, CALIFORNIA

2008 SEASON: 29-34 FGs, 40-40 PATs, 127 points

2008 HIGHS:

54Long FGvs. Green Bay, 11/9/08
 5FGs Madevs. Indianapolis, 9/14/08
 6FG Attemptsvs. Indianapolis, 9/14/08
 5PATs@ New Orleans, 10/6/08; @ Arizona, 12/14/08
 5Pat attempts@ New Orleans, 10/6/08; @ Arizona, 12/14/08
 15Pointsvs. Indianapolis, 9/14/08; @ Tennessee, 9/28/08

LONGWELL'S CAREER STATS

SERVICE: 192 GAMES

KICKING: 296-of-360 FGs, 82.2%, 482-of-487 XP, 1,370 points

FGs: 1-19 yds (8-8), 20-29 yds (79-84), 30-39 yds (108-123), 40-49 yds (81-111), 50+ yds (20-34)

PUNTING: 5 punts, 134 yards, 26.8 avg., 30 long, 3 inside 20

PASSING: 1-of-1, 16 yards, 16t long, 1 TD, 158.3 rating

LONGWELL'S VIKINGS STATS

SERVICE: 48 GAMES

KICKING: 70-of-83 FGs, 84.2%, 105-of-108 XP, 316 points

FGs: 1-19 yds (2-2), 20-29 yds (18-18), 30-39 yds (21-23), 40-49 yds (20-26), 50+ yds (7-12)

PUNTING: 1 punts, 27 yards

PASSING: 1-of-1, 16 yards, 16t long, 1 TD, 158.3 rating

2008 PLAYOFFS: 0-of-0 FGs, 2-of-2 XP, 2 points

LONGWELL'S CAREER PLAYOFF STATS

PLAYOFF SERVICE: 11 GAMES; 1 GAME AS A VIKING

KICKING: 15-of-21 FGs, 71.4%, 22-of-23 XP, 67 points

FGs: 1-19 yds (1-1), 20-29 yds (8-9), 30-39 yds (3-3), 40-49 yds (3-7), 50+ yds (0-1)

- **VOTED BY TEAMMATES AS THE VIKINGS 2008 SPECIAL TEAMS MVP.**
- **His 127 points in 2008 are the most points by a Viking since Gary Anderson in 1998.**
- **Tied for 7th in the NFL in scoring among kickers.**
- **Scored 127 points in 2008, his 4th-best single-season scoring total of his 12-year career, just shy of his career-best 131 as a Packer in 2000.**
- **Played in 11th career playoff game vs. Philadelphia (1/4/09) in Wild Card Playoffs.**
- **Moved into 23rd place in NFL history, passing Lou Groza, with 1,370 points.**
- **Booted a 50-yard game winner vs. NY Giants (12/28) as time expired to help Vikings clinch NFC North title, his 7th from 50+ since becoming a Viking and his 20th of his career.**
- **Kicked 3rd game-winning FG of 2008 vs. NY Giants (12/28) and his 6th since joining the Vikings and the 15th of his career.**
- **Broke the 100-point plateau for the season in 2008, the 1st time since 2004 scoring 100+ points.**
- **Kicked 55-yard FG at Chicago (10/14/07) (2nd-longest) and a 54-yarder vs. Green Bay (11/9/08) (tied for 3rd-longest) in Vikings history.**

- Has not missed a FG under 45 yards since joining the Vikings in 2006, his 5 misfires in 2008 have been from 48, 48 and 47 yards and he suffered a blocked FGs on a 38-yarder vs. Detroit (10/12) and on a 34-yarder at Arizona (12/14).
- Has made 30 of the past 32 4th-quarter FGs he has attempted dating back to 12/15/02.
- His 296 FGs ranks 21st in NFL history, passing former Viking Fred Cox and Jim Bakken, tied at 282.
- Trails Matt Bahr and Mark Moseley for on the NFL's all time FG list, both tied at 300.
- Booted 14th career game-winning FG, his 5th as a Viking, with 26-yarder vs. Detroit (10/12).
- Kicked game-winning 26-yard FG with :09 remaining vs. Detroit (10/12).
- Nailed game-winning 30-yard FG with :13 left in the game at New Orleans (10/6) to cap a wild Monday Night Football game, hitting 3-of-3 FGs in the game, including a 53-yarder.
- Connected on a pair of FGs in 2008 opener at Green Bay (9/8/08).
- Joined Minnesota from border-rival Packers in 2006 after setting the Packers scoring record with 1,054 points
- Married to Sarah with a son, Reece, and daughter, Shaye.

#12 GUS FREROTTE, QB, 15TH YEAR, TULSA

2008 SEASON: 178-of-301, 2157 yards, 59.1%, 12 TD, 15 INT, 99t long, 29/164 sacks, 73.7 rating
19 carries, 7 yards, 5 long, 1 TD

2008 HIGHS:

43Attempts @ Tennessee, 9/28/08
25Completions @ Tennessee, 9/28/08; @ Chicago, 10/19/08
62.5Completion %..... @ Chicago, 10/19/08
298Passing Yards..... @ Chicago, 10/19/08
111.6 ...Passer Rating.....vs. Houston, 11/2/08
3Passing TDs.....vs. Houston, 11/2/08
4Interceptions..... @ Chicago, 10/19/08
99tLong Passvs. Chicago, 11/30/08
5Sacksvs. Detroit, 10/12/08
5Rushing Attempts..... @ Jacksonville, 11/23/08
4Rushing Yards @ New Orleans, 10/6/08
5Long Rush..... @ New Orleans, 10/6/08
1Rushing TDvs. Chicago, 11/30/08

FREROTTE'S CAREER STATS

SERVICE: 147 GAMES/ 93 STARTS; 43 GAMES, 13 STARTS AS A VIKING

FREROTTE CAREER PASSING

ATT.	COMP.	%	YDS	Lg	TDs	INTs	SACKS	RATING
3,096	1,692	54.6	21,211	99t	114	104	206/1,331	74.4

FREROTTE VIKINGS PASSING

PASSING

ATT.	COMP.	%	YDS	Lg	TDs	INTs	SACKS	RATING
357	209	58.5	2,875	99t	19	15	33/179	84.7

FREROTTE'S CAREER PLAYOFF STATS

SERVICE: 3 GAMES/ 2 STARTS

FREROTTE CAREER PLAYOFF PASSING

ATT.	COMP.	%	YDS	Lg	TDs	INTs	SACKS	RATING
75	34	44.7	375	58	1	3	9/72	48.5

- Sidelined at Arizona (12/14) and vs. Atlanta (12/21) from effects of back injury suffered at Detroit (12/7).
- Frerotte led Vikings to a 8-3 mark as a starter in 2008, including 4th-quarter comeback wins in 3 of the 7 victories- coming back from a 10-9 deficit to win 12-10 vs. Detroit, coming back from 27-20 to win 30-27 at New Orleans and coming back from 27-21 to win 28-27 vs. Green Bay.
- Has 10-3 record as a Vikings starter dating back to 2004.
- Has a 45-47-1 record as a starter in the NFL.
- Tied an NFL record with a 99-yard TD pass to Bernard Berrian vs. Chicago (11/30). Connected with Berrian on the longest and 3rd longest passes in team history during the 2008 season, also connecting on an 86-yard score vs. Detroit (10/12).
- Tossed season-best 3 TDs vs. Houston (11/2).

- Threw for season-high 298 yards @ Chicago (10/19).
- Engineered a 10-play drive from the Vikings 20 that ended with Ryan Longwell's game-winning 26-yard FG with :09 left to play in a 12-10 Vikings win vs. Detroit (10/12).
- Connected with Bernard Berrian on a 33-yard TD pass and drove the team to FG range to set up Ryan Longwell's 30-yard game winning FG as Vikings scored the final 10 points in a 30-27 comeback win in the 4th quarter at New Orleans (10/6) on Monday Night Football.
- Started 1st Vikings game since 2003 when he opened game vs. Carolina (9/21) in 20-10 Vikings win.
- Connected with Bernard Berrian on a 48-yard gain vs. Carolina (9/21), the longest play of the game.
- Veteran signal-caller returns to the Vikings in 2008 after suiting up with the club in 2003 and 2004.
- Started 15 games for Miami in 2005 and 3 games with St. Louis Rams in 2007.
- Earned Pro Bowl honors with Washington in 1996.
- Is the Vikings oldest player, born 7-31-71.
- Joins Vikings TE Garrett Mills as products of Tulsa University.
- Holds Vikings single-game passer rating record with a mark of 157.2 vs. San Francisco in 2003 and threw 4 TD passes in the same game to set a Vikings record for most TD passes in a QBs 1st start.
- Tied Vikings record with 2 TD passes of 70+ yards in game at Detroit (9/21/03).
- Started playoff games for Detroit and Denver in 1999 and 2000 respectively.
- An avid NHL fan.
- Married to Ann, couple has a daughter, Abigaile, and sons Gunnar and Gabriel.
- Wife, Ann, is the daughter of Gus' high school football coach.
- Collects vintage sports cards.

#18 SIDNEY RICE, WR, 2ND YEAR, SOUTH CAROLINA

2008 SEASON: 15 catches, 141 yards, 9.4 avg., 23t long, 4 TDs

2008 SEASON HIGHS:

3Receptions @ Jacksonville, 11/23/08
 31Receiving Yards @ Green Bay, 9/8/08
 23tLong Reception @ Green Bay, 9/8/08
 1Receiving TD..... @ GB, 9/8/08; vs. Houston, 11/2/08; vs. GB, 11/9; @ Arizona, 12/14

SERVICE: 26 GAMES/ 7 STARTS

RICE'S CAREER STATS

RECEIVING

NO.	YARDS	AVG.	LG	TDs
46	537	11.7	60t	8

2008 PLAYOFFS: 2 catches, 27 yards, 13.5 avg., 14 long, 0 TDs

PLAYOFF SERVICE: 1 GAME/ 0 STARTS

- Has 4 TDs on 15 receptions in 2008 and 8 TDs on 46 career catches.
- Caught 1 of Tarvaris Jackson's 4 TD passes at Arizona (12/14).
- Caught 1st TD pass of game vs. Green Bay (11/9), his 3rd TD of the 2008 season and his 2nd straight game with a TD catch from Gus Frerotte.
- Has caught a TD pass in all 3 career games he has played against Green Bay – vs. GB in 2007 from Kelly Holcomb, at GB in 2008 from Tarvaris Jackson and vs. GB in 2008 from Gus Frerotte.
- Hauled in 2nd TD pass of 2008 on an 8-yarder from Gus Frerotte vs. Houston (11/2).
- Inactive for games vs. Carolina (9/21), at New Orleans (10/6) and vs. Detroit (10/12) with knee injury.
- Hauled in 1st TD pass of 2008 on a 4th-and-1 play in the 4th quarter from Tarvaris Jackson.
- Caught a TD from each of the 3 Vikings starting QBs in 2007- Jackson, Kelly Holcomb and Brooks Bollinger.
- Tied for 4th in Vikings rookie history with 4 TD receptions in 2007 and had the most by a Vikings rookie since Randy Moss' 17 in 1998.
- Ranks 6th in Vikings rookie history with 396 yards in his debut season.
- Became only the 5th Vikings rookie WR to start the season opener when he stepped into the starting lineup vs. Atlanta (9/9)- joining Paul Flatley in 1963, Jim Lash in 1973, Sammy White in 1976 and Hassan Jones in 1986.
- Played final 2 college seasons under Steve Spurrier after spending his freshman year under Lou Holtz.
- Roomed with Vikings 1st-round pick Adrian Peterson during 2007 training camp and in offseason program.
- Was the 7th WR selected in the 2007 NFL Draft.

#19 BOBBY WADE, WR, 6th YEAR, ARIZONA

2008 SEASON: 53 catches, 645 yards, 12.2 avg., 59t long, 2 TDs

2008 SEASON HIGHS:

8Receptions @ New Orleans, 10/6/08
75Receiving Yards @ Tennessee, 9/28/08
59tLong Reception @ Arizona, 12/14/08
1TD Catch @ Tampa Bay, 11/16/08; @ Arizona, 12/14/08

SERVICE: 90 GAMES/ 44 STARTS; 32 GAMES/ 26 STARTS AS A VIKING

WADE'S CAREER STATS

RECEIVING

NO.	YARDS	AVG.	LG	TDs
208	2,501	12.0	59t	7

RUSHING

NO.	YARDS	AVG.	LG	TDs
19	82	4.3	14	0

KICKOFF RETURNS

NO.	YARDS	AVG.	LG	TDs
50	11,194	23.9	48	0

PUNT RETURNS

PR	FC	YARDS	AVG.	LG	TD
57	27	500	8.8	73t	1

WADE'S VIKINGS STATS

RECEIVING

NO.	YARDS	AVG.	LG	TDs
107	1,292	12.1	59t	5

RUSHING

NO.	YARDS	AVG.	LG	TDs
1	-9	-9.0	-9	0

PUNT RETURNS

PR	FC	YARDS	AVG.	LG	TD
19	14	147	7.7	17	0

2008 PLAYOFFS: 3 catches, 24 yards, 8.0 avg., 11 long, 0 TDs

SERVICE: 1 GAMES/ 0 STARTS

- Selected as 2008 Korey Stringer Good Guy Award winner by Twin Cities media for his attitude and cooperativeness with media covering the Vikings.
- Led Vikings in receptions for 2nd straight year in 2008, hauling in 53 passes.
- Had game-high 98 receiving yards vs. NY Giants (12/28) in regular-season finale that clinched NFC North title for the Vikings, nearly posting his 1st career 100-yard game.
- Hauled in longest pass of his career on a 59-yard TD from Tarvaris Jackson at Arizona (12/14), the 1st time in his NFL career he played in his hometown of Phoenix.
- Threw key block on Chester Taylor's 21 yard TD run vs. Chicago (11/30).
- Hauled in 1st TD pass of 2008 on 4-yard pass from Gus Frerotte at Tampa Bay (11/16).
- Caught 46-yard pass from Gus Frerotte vs. Detroit (10/12), ending with 71 yards in the game.
- Reeled in career-best 8 catches at New Orleans (10/6) on Monday Night Football, passing his previous career-best, 7 catches, set the week before at Tennessee (9/28).
- Led 2007 Vikings with career-best 54 catches and scored 3 TDs.
- Had career-high 2 TD catches at Denver in 2007 season finale in the closing 5 minutes of the game to force overtime against the Broncos.
- Has special teams skills along with his WR duties, scoring on a 54-yard punt during his Titans career.
- Teammates with Vikings WR Bernard Berrian in Chicago.
- Father, Bobby, played football at UCLA.
- Owns a visual marketing company, Free Mind, that specializes in promotional items.

#20 MADIEU WILLIAMS, S, 5TH YEAR, MARYLAND

2008 SEASON: 45 tackles, 34 solos, 2 INTs, 3 PD, 1 QB Hurry

2008 HIGHS:

- 9 Tacklesvs. Houston, 11/2
- 8 Solos.....vs. Houston, 11/2
- 1 Interception.....vs. Houston, 11/2; @ Jacksonville, 11/23
- 1 Pass Defensed.....vs. Houston, 11/2
- 1 QB Hurryvs. Green Bay, 11/9

SERVICE: 58 GAMES/ 54 STARTS; 9 GAMES/ 9 STARTS AS A VIKING

WILLIAMS' CAREER TOTALS

DEFENSE

TKLS	SOLO	ASST	SACKS	INTS	QBH	PD	FF	FR	TFL	STT
313	237	76	4.0	11 (125)	1	34	3	3	--	30

WILLIAMS' VIKINGS TOTALS

DEFENSE

TKLS	SOLO	ASST	SACKS	INTS	QBH	PD	FF	FR	TFL	STT
45	34	11	0.0	2 (-1)	1	3	0	0	0.0	0

2008 PLAYOFFS: 5 tackles, 4 solo

PLAYOFF SERVICE: 1 GAME/ 1 START

- Started final 9 regular-season games of 2008 opposite Darren Sharper in the backfield.
- Grabbed 2nd INT of season off Jaguars starter David Garrard at Jacksonville (11/23).
- Started vs. Green Bay (11/9), at Tampa Bay (11/16), at Jacksonville (11/23).
- Started and played in 1st game of 2008 vs. Houston (11/2) and snared an INT off Sage Rosenfels.
- Led Vikings DBs with 9 tackles vs. Houston (11/2).
- Became the 8th player in Vikings history to have an INT in their 1st game with the team.
- Inactive for opening 7 games of 2008 with neck injury.
- Veteran DB re-united with Vikings defensive coordinator Leslie Frazier, whom he played under in Cincinnati.
- Comes to Minnesota with 9 career INTs, including a 51-yard TD on his 1st career pick in 2004.
- Priority free agent signing by the Vikings in 2008, signed on 3/1/08.
- Teammate at Maryland with EJ Henderson and Jeff Dugan.
- Native of Sierra Leone, moved with family to Maryland at age 9.
- Active with community outreach efforts during his career through the Madieu Williams Foundation.

#21 MARCUS McCAULEY, CB, 2ND YEAR, FRESNO STATE

2008 SEASON: 4 tackles, 3 solo

2 special teams tackle

2008 HIGHS:

- 4 Tackles@ Arizona, 12/14
- 3 Solo Tackles.....@ Arizona, 12/14
- 1 Special Teams Tackle.....@ Arizona, 12/14

SERVICE: 25 GAMES/ 10 STARTS

McCAULEY'S CAREER TOTALS

DEFENSE

TKLS	SOLO	ASST	SACKS	INTS	QBH	PD	FF	FR	TFL	STT
66	56	10	0.0	0	1	10	0	0	1.0	5

2008 PLAYOFFS: 1 special teams tackle

PLAYOFF SERVICE: 1 GAME/ 0 STARTS

- Played on special teams and defense in Wild Card Playoff vs. Philadelphia (1/4/09), with a special teams tackle.

- Started game at Jacksonville (11/23) when Vikings opened game with extra DBs on the field.
- Saw action on special teams and defense at Tampa Bay (11/16).
- Inactive for 7 games in 2008.
- Started 9 games in 2007, including 4 of the final 6 games in place of Antoine Winfield at LCB.
- His 9 starts tied for the most by a Vikings rookie in 2007 with RB Adrian Peterson.
- Switched jersey to #21 in 2008 from #31 as a rookie.
- Hosted on his recruiting visit to Fresno State by current Vikings WR Bernard Berrian.
- Earned degree from Fresno in sociology.

#22 BENNY SAPP, CB, 5TH YEAR, NORTHERN IOWA

2008 SEASON: 22 tackles, 12 solos, 2 INT, 1 FF, 4 PD

6 special teams tackles

2008 HIGHS:

7 Tackles @ Arizona, 12/14
 4 Solo Tackles @ Arizona, 12/14
 1 Interception @ Jacksonville, 11/23; vs. Chicago, 11/30
 2 Passes Defensed @ Jacksonville, 11/23
 1 Forced Fumble @ Jacksonville, 11/23
 2 Special Teams Tackles vs. Chicago, 11/30

SERVICE: 70 GAMES/ 10 STARTS; 14 GAMES/ 4 STARTS AS A VIKING

SAPP'S CAREER TOTALS

DEFENSE

TKLS	SOLO	ASST	SACKS	INTS	QBH	PD	FF	FR	TFL	STT
123	88	35	2.5	4	4	14	4	1	--	36

SAPP'S VIKINGS TOTALS

DEFENSE

TKLS	SOLO	ASST	SACKS	INTS	QBH	PD	FF	FR	TFL	STT
22	12	7	0	2 (14)	0	4	1	0	0	6

2008 PLAYOFFS: 3 tackles, 3 solos, 2 special teams tackles

PLAYOFF SERVICE: 1 GAME/ 1 START

- **Started career-best 4 games in 2008 for the Vikings.**
- **Led Vikings in special teams tackles in Wild Card Playoff game vs. Philadelphia (1/4/09) and started game when team opened in nickel defense.**
- Posted season-high 7 tackles @ Arizona (12/14).
- Snared his 2nd INT in consecutive weeks when he grabbed a Kyle Orton pass vs. Chicago (11/30).
- Notched 1st INT as a Viking when he picked off Jags QB David Garrard in the 4th quarter at Jacksonville (11/23), adding a forced fumble on special teams and 2 passes defensed in the game.
- Moved into nickel DB role for at Tampa Bay (11/16) after season-ending injury to Charles Gordon.
- Started 1st game as a Viking vs. Green Bay (11/9) when team opened in dime defense.
- Saw time on defense and special teams at Green Bay (9/8/08), his 1st game as a Viking.
- Veteran CB who has 6 career starts under his belt.
- Joined the Vikings as a free agent from Kansas City where he was defensive teammates with Vikings DE Jared Allen, who was acquired via trade with the Chiefs in 2008 offseason.
- Snared an INT off Brett Favre in 2007.
- Started 3 games in 2005 for the Chiefs.
- Entered the NFL as a rookie free agent with Kansas City out of Northern Iowa.

#23 CEDRIC GRIFFIN, CB, 3RD SEASON, TEXAS

2008 SEASON: 100 tackles, 77 solos, 3.0 TFL, 4 FF, 13 PD, 1 INT

7 special teams tackles, 1 FF

2008 HIGHS:

10 Tackles @ Tampa Bay, 11/16
 8 Solo @ New Orleans, 10/8; @ Chicago, 10/19; @ Tampa Bay, 11/16
 1 Interception @ Arizona, 12/14

4 Passes Defensed @ Arizona, 12/14
 1 Forced Fumble @ New Orleans, 10/8; @ Chicago, 10/19; @ Jacksonville, 11/23
 1.0 Tackle For Loss @ Green Bay, 9/8; vs. Green Bay, 11/9; vs. Chicago, 11/30

SERVICE: 46 GAMES/ 38 STARTS AS A VIKING

GRIFFIN'S CAREER TOTALS

DEFENSE

TKLS	SOLO	ASST	SACKS	INTS	QBH	PD	FF	FR	TFL	STT
223	170	53	0.0	3 (2)	1	39	7	3 (50)	6.0	14

2008 PLAYOFFS: 4 tackles, 4 solos, 1 INT, PD

PLAYOFF SERVICE: 1 GAME/ 1 START

- Ended 2008 as the Vikings 2nd-leading tackler with 100 stops, 19 over his previous career-high.
- Led Vikings DBs in tackles in 2008, the 2nd straight season leading the secondary in stops.
- Grabbed an INT off Eagles QB Donovan McNabb vs. Philadelphia (1/4/09) in Wild Card Playoff game.
- Snared 1st INT of 2008 off Kurt Warner at Arizona (12/14) and had career-best 4 passes defensed.
- Set season-high with 10 tackles at Tampa Bay (11/16).
- Had 8 tackles vs. Houston (11/2) and helped key the Vikings defensive shutdown of Texans WR Andre Johnson, holding him to 4 catches.
- Matched season-high with 9 tackles at Chicago (10/19) and forced his 2nd fumble of the season.
- Had 8 tackles and forced a fumble at New Orleans (10/6).
- Led Vikings DBs with 8 tackles vs. Indianapolis (9/14) and 9 tackles at Tennessee (9/28).
- Started at RCB in 2008 opener at Green Bay (9/8), posted 3 tackles.
- Joined S Darren Sharper as the only other DB to start all 16 games in 2007.
- Led 2007 Vikings DBs with 81 tackles.
- Scored 1st career TD on a fumble return @ Dallas (10/21), taking a lateral from Ben Leber for a score in his 1st career game in his home state of Texas. Added 5 tackles in the game.
- Selected by the Vikings in the 2nd round (48th overall) in the 2006 NFL Draft.
- The Vikings' highest-drafted CB since Dewayne Washington (19th overall) in 1994.
- Was the 3rd UT player drafted in 2006 following S Michael Huff (7th to Oakland) and QB Vince Young (3rd to Tennessee).
- Played on UT national championship team in 2005 that upset USC in the Rose Bowl for the title.

#25 TYRELL JOHNSON, S, ROOKIE, ARKANSAS STATE

2008 SEASON: 29 tackles, 19 solos, 1 INT, 4 PD, 1 FR, 1 QB Hurry

6 special teams tackles

2008 HIGHS:

8 Tackles vs. Carolina, 9/21
 5 Solos vs. Carolina, 9/21
 1 Interception @ New Orleans, 10/6
 1 Fumble Recovery @ New Orleans, 10/6
 1 Passes Defensed 4 times, last at Chicago, 10/19
 1 QB Hurry @ New Orleans, 10/6
 1 Special Teams Tackle 5 times, last @ Arizona, 12/14

SERVICE: 16 GAMES/ 7 STARTS

JOHNSON'S CAREER TOTALS

DEFENSE

TKLS	SOLO	ASST	SACKS	INTS	TDs	QBH	PD	FF	FR	TFL	STT
29	19	10	0	1 (0)	0	0	3	0	1	0	6

2008 PLAYOFFS: 5 tackles, 4 solo

PLAYOFF SERVICE: 1 GAME/ 0 STARTS

- Rookie played in all 16 games in 2008 and started opening 7 contests.
- Snared 1st career INT @ New Orleans (10/6), taking a pass off QB Drew Brees on Saints' final drive of the game. Also had a fumble recovery in the game.
- Led Vikings DBs with 8 tackles vs. Carolina (9/21).

- Is the only Vikings rookie to start a game in 2008.
- Started all 4 preseason games at S for the Vikings opposite veteran Darren Sharper after injury to free agent pickup Madiou Williams.
- Selected with the #43 overall pick in the 2008 Draft, the 2nd safety taken in 2008.
- Highest pick used by the Vikings on a safety since Orlando Thomas was drafted at #42 in 1995.
- Named Sun Belt Conference Defensive Player of the Year in 2007.
- Mother, Patricia, was an All-America track athlete at Arkansas.
- Holds degree from Arkansas State and has taken graduate classes toward an MBA.
- Grew up in same rural area of Arkansas as Vikings DT Kevin Williams.
- Helped tiny Rison High to football and basketball state titles during his prep career.

#26 ANTOINE WINFIELD, CB, 10TH YEAR, OHIO STATE

2008 SEASON: 96 tackles, 74 solos, 2 INT (5 yd), 2 FR (28 yd), 2 TD (1 FR, 1 BFG), 2.0 sacks, 4 FF, 14 PD, 9.0 TFL, 2 QBH
5 special teams tackles

2008 HIGHS:

11Tackles..... @ Jacksonville, 11/23
 11Solo..... @ Jacksonville, 11/23
 3Passes Defensed @ Tennessee, 9/28; vs. Chicago, 11/30
 4.0Tackles for Loss..... @ New Orleans, 10/6
 1QB Hurries @ Tampa Bay, 11/16
 1Interceptionvs. Indianapolis, 9/14; vs. Houston, 11/2
 4Long Interception Ret....vs. Houston, 11/2
 1Forced Fumble.....vs. Carolina, 9/21; @ NO, 10/6; @ Jacksonville, 11/23; @ Arizona, 12/14
 1Fumble Recovery.....vs. Carolina, 9/21; @ New Orleans, 10/6
 19tLong Fumble Returnvs. Carolina, 9/21
 1TD (19 FR).....vs. Carolina, 9/21
 1TD (59 Block FG ret.).... @ New Orleans, 10/6
 1.0Sack.....vs. Carolina, 9/21; @ New Orleans, 10/6
 2Special Teams Tkls..... @ Green Bay, 9/8

SERVICE: 144 GAMES/ 128 STARTS; 72 GAMES/ 70 STARTS AS A VIKING

WINFIELD'S CAREER TOTALS

DEFENSE

TKLS	SOLO	ASST	SACKS	INTS	TDs	QBH	PD	FF	FR	TFL
859	672	186	3.0	20 (175)	3	17	129	11	9	39.0

WINFIELD'S VIKINGS TOTALS

DEFENSE

TKLS	SOLO	ASST	SACKS	INTS	TDs	QBH	PD	FF	FR	TFL
450	357	93	2.0	14 (146)	3	13	66	9	7	30.0

2008 PLAYOFFS: 7 tackles, 6 solo, 1 PD

PLAYOFF SERVICE SERVICE: 4 GAMES/ 4 STARTS; 3 GAMES/ 3 STARTS AS A VIKING

WINFIELD'S CAREER PLAYOFF TOTALS

DEFENSE

TKLS	SOLO	ASST	SACKS	INTS	TDs	QBH	PD	FF	FR	TFL
32	29	3	1.0	2	0	0	3	1	1	2

- **EARNED 1ST CAREER PRO BOWL BERTH IN 2008, TABBED AS A STARTER FOR THE NFC.**
- **NAMED 2ND-TEAM ALL-PRO BY ASSOCIATED PRESS, HIS 1ST CAREER ALL-PRO RECOGNITION.**
- **Tied Vikings record by a CB with 7 career fumble recoveries- matching Bobby Bryant's total.**
- **Snared an INT off Texans starter Matt Schaub vs. Houston (11/2)- his 2nd INT of 2008.**
- **Named NFC Defensive Player of the Week for his performance at New Orleans (10/6).**
- **Set Vikings record by returning the 1st regular-season blocked FG for a TD in team history when he took a Saints miscue 59 yards for the Vikings 1st points in an exciting 30-27 win. Also sacked Drew Brees and forced a fumble on the play that he recovered and returned 9 yards.**
- **Has scored on 4 returns in his career, all coming since 2006 with the Vikings- 2 INT returns, 1 fumble recovery and 1 blocked field goal return.**
- **Has scored a TD for the Vikings in each of the past 3 seasons- 2 INT returns, 1 BFG return, and a FR.**

- **Has helped the Vikings score 15 defensive TDs since the start of the 2006 season- leading the NFL.**
- Posted consecutive games with a takeaway – vs. Indianapolis (9/14) and vs. Carolina (9/21).
- Scored 3rd career TD on a 19-yard fumble recovery after sacking Panthers QB Jake Dehomme (9/21).
- Snared 13th INT since joining the Vikings in 2004 and the 18th pick of his career vs. Indianapolis (9/14).
- Interception vs. Indianapolis (9/14/08) was the 4th of his career off perennial Pro Bowler Peyton Manning.
- Defensive leader who sets the tone with his aggressive style in run support.
- Key part of the Vikings leading the NFL with 13 defensive TDs during the 2006-07 seasons.
- Voted by teammates as the Vikings 2006 Defensive MVP.
- Key part of the Vikings scoring 6 TDs on INT returns during the 2007 season to tie a Vikings record.
- Defensive teammates with Pat Williams when both suited up for the Buffalo Bills.

#28 ADRIAN PETERSON, RB, 2ND YEAR, OKLAHOMA

2008 SEASON: 363 attempts, 1760 yards, 4.8 avg., 67t long, 10 TDs

21 catches, 125 yards, 6.0 avg., 16 long

1 kickoff return, 16 yards

2008 HIGHS:

30Rushing Attempts.....vs. Green Bay, 11/9/08
 192Rushing Yardsvs. Green Bay, 11/9/08
 59Long Rush.....vs. Chicago, 11/30/08
 2Rushing TDs@ Tennessee, 9/28/08; @ Chicago, 10/19/08
 4Receptionsvs. Indianapolis, 9/14/08; @ Tennessee, 9/28/08
 33Receiving Yards.....vs. Green Bay, 11/9/08
 16Long Reception.....vs. Green Bay, 11/9/08

SERVICE: 30 GAMES / 24 STARTS

PETERSON'S CAREER STATS

RUSHING

ATT.	YARDS	AVG.	LG	TDs
601	3,101	5.2	73t	22

RECEIVING

NO.	YARDS	AVG.	LG	TDs
40	393	9.8	60t	1

2008 PLAYOFFS: 20 carries, 83 yards, 4.2 avg., 40t long, 2 TDs

1 kickoff return, 20 yards

PLAYOFF SERVICE: 1 GAME / 1 START

- **EARNED 2ND CAREER PRO BOWL BERTH IN 2008, TABBED AS A STARTER FOR THE NFC.**
- **TABBED AS AN ASSOCIATED PRESS ALL-PRO 1ST-TEAM HONOREE, HIS 1ST AS A 1ST-TEAMER.**
- **VOTED BY TEAMMATES AS THE VIKINGS 2008 OFFENSIVE MVP.**
- **NAMED BERT BELL PLAYER OF THE YEAR BY THE MAXWELL CLUB, THE 3RD VIKING TO WIN AWARD.**
- **NAMED 1 OF 3 FINALISTS FOR FED EX GROUND PLAYER OF THE YEAR.**
- **Became the 1st Vikings RB to earn an NFL rushing title in 2008 with 1,760 yards.**
- **Is only the 5th player in NFL history to rush for 3,000+ yards in their opening 2 seasons.**
- **His 3,101 yards is the 4th-best total in a players opening 2 seasons.**
- **Set new Vikings single-season rushing mark at 1,760 and new team record for 100-yard games in a season with 10.**
- **Averaged 110.0 yards per game on the ground in 2008 to break his own Vikings record for a season set in 2007 at 96.0 yards per game.**
- **Posted 21st-best single-season rushing total in NFL history with 1,760 yards in 2008.**
- **Shattered old Vikings record for rushing attempts in a season with 363 carries, breaking the mark of teammate Chester Taylor of 303 in 2006.**
- **His 16 career 100-yard rushing games is 3rd in Vikings history, trailing Robert Smith (29) and Chuck Foreman (17) for tops in the team record book.**
- **Since entering the NFL in 2007, Peterson leads the NFL with 3,101 rushing yards, ahead of Brandon Jacobs' 2,098 yards and his 103.4 yards per game is ahead of Jacobs' 87.4 for 2nd place.**
- **Since entering the NFL in 2007, Peterson's 22 TDs is tied for 2nd in the NFL behind Tomlinson's 26.**

- Ran for 192 yards vs. Green Bay (11/9), the 4th-best single-game rushing mark in Vikings history. In only 30 career games, Peterson has 3 of the 4 highest single-game rushing totals in the Vikings record book- 296 vs. San Diego in 2007, 224 at Chicago in 2007 and 192 vs. Green Bay in 2008.
- Earned NFC Offensive Player of the Week honors for game vs. Green Bay (11/9).
- Named FedEx Ground Player of the Week for performances vs. Houston (11/2), vs. Green Bay (11/9) and at Arizona (12/14), earning a donation in his name to Safe Kids USA.
- Set NFL single-game rushing record with 296 yards vs. San Diego (11/4/07).
- Became the 1st NFL rookie to post a pair of 200+ yard rushing days with 224 at Chicago and 296 vs. San Diego.
- Named MVP of the Pro Bowl, only the 2nd Vikings rookie RB to be selected to the game.
- Set Vikings record with 4 runs of 50+ yards in a season.
- Fell 1 rushing TD shy of tying Vikings single-season record with 12 in 2007.
- Scored a 60-yard TD on his 1st career reception in 2007 opener vs. Atlanta.
- Ended OU career ranked 4th in school history with 4,045 yards.
- Broke the NCAA freshman rushing record with 1,925 yards in 2004, a record previously held by Wisconsin's Ron Dayne when he was coached at UW by Vikings head coach Brad Childress.
- Uncle, Ivory Lee Brown, was an NFL RB and briefly played for the Vikings.
- Runner-up for the Heisman Trophy as a freshman in 2004, the highest-finishing freshman in Trophy history.
- Has a daughter, Adeja.

#29 CHESTER TAYLOR, RB, 7TH YEAR, TOLEDO

2008 SEASON: 101 attempts, 399 yards, 4.0 avg., 21t long, 4 TDs

45 catches, 399 yards, 8.9 avg., 47t long, 2 TD

10 kickoff returns, 234 yards, 23.4 avg., 37 long, 0 TDs

1-of-1 passing, 4 yards, 4t long, 1 TD, 0 INTs, 122.9 rating

2008 HIGHS:

11Rushing Attempts.....vs. Carolina, 9/21/08
 66Rushing Yards @ Arizona, 12/14/08
 21tLong Rush.....vs. Chicago, 11/30/08
 1Rushing TD @ Chicago, 10/19/08; @ Jacksonville, 11/23/08; vs. Chicago, 11/30/08
 6Receptions @ Chicago, 10/19/08
 84Receiving Yards.....vs. Green Bay, 11/9/08
 47tLong Catch.....vs. Green Bay, 11/9/08
 1Receiving TD.....vs. Green Bay, 11/9/08; @ Arizona, 12/14/08
 3Kickoff Returns.....vs. Indianapolis, 9/14/08
 93Kickoff Return Yardsvs. Indianapolis, 9/14/08
 37Long Kickoff Returnvs. Indianapolis, 9/14/08
 1Pass Attempt..... @ New Orleans, 10/6/08
 1Completion @ New Orleans, 10/6/08
 1Passing TD..... @ New Orleans, 10/6/08

SERVICE: 107 GAMES/ 32 STARTS; 45 GAMES/ 24 STARTS AS A VIKING

TAYLOR'S CAREER STATS

RUSHING

ATT.	YARDS	AVG.	LG	TDs
934	4,058	4.4	95t	19

RECEIVING

NO.	YARDS	AVG.	LG	TDs
221	1,705	7.7	50	4

KICKOFF RETURNS

NO.	YARDS	AVG.	LG	TDs
55	1,171	21.3	54	0

PASSING

ATT.	COMP.	YDS	LG	TD
2	1	4	4t	1

TAYLOR'S VIKINGS STATS

RUSHING

ATT.	YARDS	AVG.	LG	TDs
561	2,432	4.3	95t	15

RECEIVING

NO.	YARDS	AVG.	LG	TDs
116	968	8.3	50	1

PASSING

ATT.	COMP.	YDS	LG	TD	INT
2	1	4	4t	1	0

KICKOFF RETURNS

NO.	YARDS	AVG.	LG	TD
10	234	23.4	37	0

PASSING

ATT.	COMP.	YDS	LG	TD
2	1	4	4t	1

2008 PLAYOFFS: 12 carries, 48 yards, 4.0 avg., 11 long, 0 TDs
SERVICE: 2 GAMES/ 0 STARTS; 1 GAME/ 0 STARTS AS A VIKING
TAYLOR'S CAREER PLAYOFF STATS

RUSHING

ATT.	YARDS	AVG.	LG	TDs
14	67	4.8	16	0

- Set career-high with 45 catches in 2008, topping his 42 catches in 2006.
- Caught 25 of his 45 passes on 3rd down during the 2008 season, the most by an NFL RB in 2008 and tied for 6th-most overall in the League.
- Set career-high with 399 receiving yards in 2008, previous career-high of 292 in 2005.
- Scored in 4 straight games, rushing for TDs at Jacksonville, vs. Chicago, at Detroit and catching a TD pass at Arizona.
- Caught an 11-yard TD from Tarvaris Jackson at Arizona (12/14), led team with 4 catches and had season-high 66 rushing yards in the game on 10 carries.
- Ranks tied for 5th in the NFL and 1st among all NFL RBs in 3rd-down receiving with 26 catches.
- Hauled in 1st receiving TD as a Viking from Gus Frerotte vs. Green Bay (11/9) on a 47-yarder.
- Converted a pair of key 3rd-and-longs vs. Houston (11/2), gaining 12 yards on a catch and a run on 3rd- and-9 and 3rd-and-8 respectively.
- Posted season-high 6 catches and 48 receiving yards @ Chicago (10/19).
- Threw 1st career TD pass and the 8th in Vikings history by a RB when he connected with TE Visanthe Shiancoe on a 4-yard TD pass at New Orleans (10/6) on Monday Night Football.
- Teamed with Adrian Peterson to set a Vikings record with 2,185 rushing yards by a duo in 2007.
- Helped set a Vikings record with 2,634 team rushing yards and ranked #1 in the NFL in 2007.
- Rambled for career-best 5.4 yard rushing average in 2007, the 3rd-best average in Vikings history.
- The Vikings are 6-0 in his 6 career 100-yard rushing games since joining the team in 2006.
- During his NFL career the Ravens and Vikings are 7-1 in his 8 games over the century mark.
- Ran for 101 yards @ San Francisco (12/9/07) and an 84-yard TD run, the 3rd-longest in team history.
- Was runner-up for Mid-America Conference Player of the Year as a senior at Toledo when the award went to QB Byron Leftwich of Marshall.

#37 ERIC FRAMPTON, S, 2ND YEAR, WASHINGTON

2008 SEASON: 21 special teams tackles

2008 HIGHS:

3Special Teams Tackles..... @ Chicago, 10/19; vs. Atlanta, 12/21

SERVICE: 30 GAMES / 0 STARTS; 25 GAMES / 0 STARTS AS A VIKING

FRAMPTON'S CAREER STATS

41 special teams tackles

FRAMPTON'S VIKINGS STATS

35 special teams tackles

2008 PLAYOFFS: 1 special teams tackle
PLAYOFF SERVICE: 1 GAME / 0 STARTS

- **Ranked 2nd for the Vikings with 21 special teams tackles in 2008.**
- **Has posted 35 special teams tackles in 25 games as a Viking since 2007.**
- Notched pair of special teams stops vs. Carolina (9/21) and @ New Orleans (10/6).
- Returned in 2008 as a key special teams contributor and as a top backup in the defensive backfield.
- Played in 9 games with the Vikings in 2007 and ranked 4th in special teams tackles with 14.
- Made an immediate impact for the Vikings, leading the team with 3 special teams tackles in his debut game vs. Philadelphia (10/28) in his 1st week as a Viking.
- Served as Vikings special teams captain for game vs. San Diego (11/4), his 2nd week with the team.
- Played in 5 games for Detroit early in 2007, notching 7 special teams tackles.
- Claimed by Lions off waivers from Oakland on 9/2/07 and played in 2007 opener against his old Raiders teammates a week later.
- Originally selected in the 5th round of the 2007 Draft by Oakland (#165 overall).
- Father was a track and field athlete at Tuskegee.

#38 NAUFAHU TAHI, FB, 3RD YEAR, BRIGHAM YOUNG

2008 SEASON: 16 catches, 37 yards, 2.3 avg., 7 long
2 kickoff returns, 31 yards, 15.5 avg., 20 long
5 special teams tackles, 1 FR

2008 HIGHS:

- 2Catches 4 times, last @ Arizona, 12/14/08
- 9Receiving Yards @ Tennessee, 9/28/08
- 7Long Catch @ Tennessee, 9/28/08
- 2Special Teams Tackle... @ Jacksonville, 11/23
- 1Fumble Recovery @ Jacksonville, 11/23

SERVICE: 26 GAMES / 5 STARTS

PLAYOFF SERVICE: 1 GAME / 0 STARTS

- **Helped pave the way for 2008 NFL rushing king Adrian Peterson, who set a Vikings record with 1,760 rushing yards en route to being the 1st Viking to lead the NFL in rushing.**
- **Stepped into starting role for 1st time in his career in 2008.**
- Had a pair of catches for season-high 9 yards at Tennessee (9/28).
- Saw 1st career game action in 2007, playing in 10 contests.
- Had a career-best 4 carries for 10 yards vs. Oakland (11/10/07).
- Made NFL debut in 2007 opener vs. Atlanta (9/9) as a backup FB and on special teams. Carried the ball for the 1st time in his career with 2 rushes for 3 yards. Also posted a special teams tackle.
- Inactive for game vs. San Diego (11/4), @ Green Bay (11/11), @ San Fran. (12/9) and vs. Wash. (12/21).
- Signed to Vikings 53-man roster on 11/22/06 after beginning the season on Bengals practice squad.
- Entered the NFL as a rookie free agent with Cincinnati in 2006 but released in final roster cuts.
- Began college at BYU in 1999 before leaving on a 3-year mission, returning to play football again from 2003-05.
- Served a Mormon mission in Jacksonville from 2000-03.
- Family are natives of Tonga, but he was born in the United States.
- Attended Granger High in West Valley City, UT where he set a state rushing record and was named the USA Today Player of the Year for Utah.

#39 HUSAIN ABDULLAH, S, ROOKIE, WASHINGTON STATE

2008 SEASON: 24 special teams tackles

2008 HIGHS:

- 3Special Teams Tackles @ Chicago, 10/19

SERVICE: 16 GAMES / 0 STARTS

2008 PLAYOFFS: 1 special teams tackle

PLAYOFF SERVICE: 1 GAME / 0 START

- **Led the Vikings with 24 special teams tackles in 2008.**
- **The only Vikings rookie free agent to play in all 16 games in 2008.**
- Notched pair of special teams tackles @ New Orleans (10/6).
- Was the only Vikings rookie free agent to play in the 2008 opener on Monday Night Football at Green Bay.
- Joins fellow undrafted rookies LB Erin Henderson and T Drew Radovich that made the Vikings 53-man roster after the preseason.
- Teammates at Washington State with fellow Vikings S Eric Frampton.
- Married with a son.
- Earned degree in sociology from WSU.

#40 JIM KLEINSASSER, TE, 10TH YEAR, NORTH DAKOTA

2008 SEASON: 6 catches, 92 yards, 15.3 avg., 34 long

2008 HIGHS:

2Receptionsvs. Detroit, 10/12/08
 40Receiving Yardsvs. Detroit, 10/12/08
 34Long Receptionvs. Detroit, 10/12/08

SERVICE: 133 GAMES/ 104 STARTS

KLEINSASSER'S CAREER STATS

RUSHING

ATT.	YARDS	AVG.	LG	TDs
43	147	3.4	12	1

RECEIVING

NO.	YARDS	AVG.	LG	TDs
164	1,466	8.9	39	6

2008 PLAYOFFS: 2 catches, 34 yards, 17.0 avg., 17 long, 0 TDs

KLEINSASSER'S CAREER PLAYOFF STATS

PLAYOFF SERVICE: 5 GAMES/ 2 STARTS

RECEIVING

NO.	YARDS	AVG.	LG	TDs
5	59	11.8	17	0

- **Had pair of career-playoff-long 17-yard catches vs. Philadelphia (1/4/09) in Wild Card Playoffs.**
- **Ranks 2nd behind Steve Jordan in Vikings history for starts by a TE with 104.**
- **Key element to Adrian Peterson leading the NFL in rushing in 2008- the 1st Vikings to win the rushing crown in team history.**
- **Has been a key part of helping Vikings RBs rushing for 100+ yards in 23 games since 2006: Adrian Peterson-16, Chester Taylor-6, Artose Pinner-1.**
- **Hauled in 2 passes for 40 yards vs. Detroit (10/12), including a season-long 34-yarder- the 2nd-longest catch of his career and the longest since his 39-yarder in 2002.**
- **Surpassed his receiving yardage totals over the 2006-2007 seasons with 92 yards in 2008.**
- **Ranks 5th in Vikings history for career catches by a TE with 164, trailing Joe Senser (165), Stu Voigt (177), Jermaine Wiggins (186) and Steve Jordan (498).**
- Recognized for his unselfish blocking by earning a spot on USA Today's All-Joe Team for 2007, a team that recognizes hard working and under appreciated players across the NFL.
- Key part of the Vikings posting the #1 rushing offense in the NFL in 2007 and setting a Vikings record with 2,634 rushing yards on the season.
- Helped Adrian Peterson rush for 1,341 yards, the 5th time in his 8 full seasons he has blocked for a 1,000-yard runner with the Vikings.
- Has helped pave the way for 4 of the top 5 rushing totals in Vikings history- Robert Smith in 2000 (1st with 1,521), Peterson in 2007 (2nd with 1,341), Michael Bennett in 2002 (3rd with 1,296) and Taylor (5th with 1,216).
- Active in the Twin Cities through Boys and Girls Clubs, the Epilepsy Clothing Drive and Make-A-Wish.
- Grew up on family farm in rural Carrington, ND.
- Married, wife's name is Christa. Couple had son, Carter, in spring 2007.

#42 DARREN SHARPER, S, 12TH YEAR, WILLIAM & MARY

2008 SEASON: 78 tackles, 59 solo, 5 passes defended, 2 FR, 1 FF, 1.0 tackle for loss, 1 INT
1 special teams tackle

2008 HIGHS:

8 Tackles @ Jacksonville, 11/23; vs. NY Giants, 12/28
7 Solo @ Jacksonville, 11/23
2 Passes Defended vs. Chicago, 11/30
1.0 ... Tackle For Loss..... vs. Detroit, 10/12
1 Forced Fumble vs. Detroit, 10/12
1 Fumble Recovery @ Jacksonville, 11/23; @ Arizona, 12/14/08
1 Interception..... vs. Chicago, 11/30
12 Long INT Return..... vs. Chicago, 11/30
1 Special Teams Tkl..... vs. Chicago, 11/30

SERVICE: 183 GAMES/ 167 STARTS; 62 GAMES/ 62 STARTS AS A VIKING

SHARPER'S CAREER TOTALS

DEFENSE

TKLS	SOLO	ASST	SACKS	INTS (yds)	QBH	PD	FF	FR	TFL
992	741	251	7.0	54 (1,036)	--	138	9	7	--

SHARPER'S VIKINGS TOTALS

DEFENSE

TKLS	SOLO	ASST	SACKS	INTS (yds)	QBH	PD	FF	FR	TFL
315	222	93	1.0	18 (359)	2	42	3	3	7.0

2008 PLAYOFFS: 1 tackle, 1 solo

SHARPER'S CAREER PLAYOFF TOTALS

PLAYOFF SERVICE: 10 GAMES/ 7 STARTS

DEFENSE

TKLS	SOLO	ASST	SACKS	INTS (yds)	QBH	PD	FF	FR	TFL
50	41	9	2.5	2 (10)	--	10	2	0	0

- Played in his 10th career playoff game with 7th start vs. Philadelphia (1/4/09) in NFC Wild Card.
- Snared his 54th career INT vs. Chicago (11/30) when he grabbed a Kyle Orton pass.
- Scooped up his career-best 2nd FR of the 2008 season at Arizona (12/14) and returned it 20 yards.
- Notched season-high 8 tackles and had a FR @ Jacksonville (11/23).
- Fielded Texans onside kick in the 4th quarter to help seal a Vikings 28-21 win vs. Houston (11/2).
- Has made 4 career Pro Bowl appearances, including 2005 and 2007 with the Vikings.
- Leads active NFL players with 54 INTs and ranks tied for 5th in NFL history with 8 career INT-return TDs.
- Ranks 7th in NFL history with 1,036 career INT-return yards.
- Is tied for the Vikings career record with 3 INT-return TDs.
- Leads the Vikings defense in experience with 183 career games played.

#43 MAURICE HICKS, RB, 5TH YEAR, NORTH CAROLINA A&T

2008 SEASON: 29 kickoff returns, 690 yards, 23.8 avg., 38 long
12 special teams tackles

2008 HIGHS:

7 Kickoff Returns @ Chicago, 10/19
153 .. KO Return Yards @ Chicago, 10/19
38 Long KO Return vs. NY Giants, 12/28
3 Special Teams Tkl... @ Arizona, 12/14

SERVICE: 66 GAMES/ 5 STARTS; 11 GAMES, 0 STARTS AS A VIKING

HICKS' CAREER STATS

RUSHING

NO.	YARDS	AVG.	LG	TDs
-----	-------	------	----	-----

205 869 4.2 73t 6

RECEIVING

NO.	YARDS	AVG.	LG	TDs
55	424	7.7	33t	1

KICKOFF RETURNS

NO.	YARDS	AVG.	LG	TDs
214	4,932	23.0	64	0

HICKS' VIKINGS STATS

KICKOFF RETURNS

NO.	YARDS	AVG.	LG	TDs
29	690	23.8	38	0

2008 PLAYOFFS: 6 kickoff returns, 133 yards, 22.2 avg., 26 long, 0 TDs

PLAYOFF SERVICE: 1 GAME/ 1 START

- Played in 1st career playoff game vs. Philadelphia (1/4/09) in 2008 Wild Card Playoffs.
- Posted 2nd-most kickoff return yards in a Vikings playoff game with 133 vs. Philadelphia in Wild Card game.
- Notched season-long 38-yard kickoff return vs. NY Giants (12/28).
- Posted season-high 3 special teams tackles @ Arizona (12/14).
- Had season-high 7 kickoff returns at Chicago (10/19).
- Stepped into Vikings kickoff return role for the 1st time at Tennessee (9/28), highlighted by a 34-yarder.
- Notched 110 yards on 4 kickoff returns at Tennessee (9/28).
- Played in 1st game of 2008 in win vs. Carolina (9/21).
- Inactive for 2 opening games of 2008.
- Comes to Minnesota in 2008 after 4 seasons with San Francisco.
- Holds top 2 single-season kickoff return yardage marks in 49ers history.
- Has a pair of 100-yard rushing days under his belt, including a career-best 139-yard day in his 1st career start at Arizona (12/12/04).
- Spent 2 tours of duty in NFL Europe in 2003 and 2004 with Scottish Claymores.
- Set NCAA record with 437 rushing yards in a game in 2001 against Morgan State.
- Entered the NFL as a rookie free agent with Chicago in 2002.
- Works with youth education through his Move The Sticks Hicks Foundation.

#45 GARRETT MILLS, TE, 3RD YEAR, TULSA

2008 SEASON: 5 catches, 65 yards, 13.0 avg., 23 long

2 special teams tackles

2008 HIGHS:

3Receptions@ Green Bay, 9/8
49Receiving Yards@ Green Bay, 9/8
23Long Catch@ Green Bay, 9/8
1Special Teams Tckl..... @ Green Bay, 9/8; vs. Detroit, 10/12

SERVICE: 9 GAMES/ 0 STARTS

MILLS' CAREER STATS

RECEIVING

NO.	YARDS	AVG.	LG	TDs
7	91	13.0	23	0

- Caught 6-yard pass from Gus Frerotte at Tampa Bay (11/16).
- Fielded a Saints onside kick at New Orleans (10/8).
- Caught a 10-yard pass on 3rd-and-9 play from fellow Tulsa alum Gus Frerotte vs. Carolina (9/21).
- Hauled in 3 passes for 49 yards to lead the Vikings in 2008 opener at Green Bay (9/8), including a career-long 23-yard reception.
- Played in 1st career game in 2007 finale at Denver (12/30), catching his 1st career passes.
- Hauled in 2 passes, both for 1st downs, at Denver (12/30), including an 18-yarder.

- Originally entered the NFL as a 4th-round pick (#106) by the Patriots in 2006 but spent the season on IR after being inactive for the opening 9 games of the season.
- Ended collegiate career with 201 catches, the 2nd-most by a D-I TE in college football history.
- As a senior at Tulsa, led college TEs with 87 catches.
- Standout at perennial state power Jenks (OK) High.

#46 CULLEN LOEFFLER, LS, 5TH YEAR, TEXAS

2008 SEASON: 5 special teams tackles

2008 HIGHS:

1 Special Teams Tackles 5 times

SERVICE: 80 GAMES/ 0 STARTS

LOEFFLER'S CAREER STATS

SPECIAL TEAMS

TKLS	FF	FR
16	0	0

PLAYOFF SERVICE: 3 GAMES/ 0 STARTS

- **Snapped on Ryan Longwell's team-record 6 FGs of 50+ yards in 2008 and his 3 game-winning FGs.**
- Has handled all Vikings long-snapping chores since joining the team in 2004.
- Notched career-best 2 special teams tackles @ NY Giants (11/25/07).
- Son of former Texas Congressman Tom Loeffler, who also played for the Longhorns.
- One of the Vikings most active players in community outreach programs, working with Special Olympics Minnesota, Kids Voting Minnesota and the Salvation Army.
- Married in 2006 offseason to Jardin, the couple had a daughter, Landyn, on 12/31/07.
- Played TE at UT under new Golden Gophers head coach Tim Brewster.

#50 ERIN HENDERSON, LB, ROOKIE, MARYLAND

2008 SEASON: 3 tackles, 3 solo

11 special teams tackles, 1 FF

2008 HIGHS:

3 Tackles @ Arizona, 12/14
 3 Solos @ Arizona, 12/14
 4 Spec. Teams Tackles ... @ Jacksonville, 11/23
 1 Forced Fumble @ Tennessee, 9/28

SERVICE: 11 GAMES/ 0 STARTS

PLAYOFF SERVICE: 1 GAME/ 0 STARTS

- **Doubled his season total with career-best 4 special teams tackles @ Jacksonville (11/23).**
- Released on 10/18 prior to game at Chicago and re-signed on 10/20.
- Notched team-high 2 special teams tackles and forced a fumble @ Tennessee (9/28).
- Played special teams in 1st career game vs. Carolina (9/21).
- Inactive for opening 2 games of 2008.
- Was 1 of 3 Vikings rookie free agents to earn spots on the 53-man roster- joining T Drew Radovich and S Husain Abdullah.
- Joined Vikings as a rookie free agent in 2008.
- Left Maryland after his junior season to enter the NFL Draft.
- Younger brother of Vikings starting MLB E.J. Henderson.
- The Henderson brothers had not been teammates before the 2008 season.
- Aspires to a career in broadcasting.
- Earned degree in broadcasting from Maryland in 4 years.

#51 BEN LEBER, LB, 7TH YEAR, KANSAS STATE

2008 SEASON: 88 tackles, 60 solo, 2 INTs (29), 12 PD, 4 FR, 1 FF, 11 QB hurries, 1.5 sacks, 1.0 tackle for loss
 2 special teams tackles

2008 HIGHS:

10 Tackles vs. NY Giants, 12/28
 6 Solos @ New Orleans, 10/6; vs. Detroit, 10/12; vs. NY Giants, 12/28

2QB Hurries @ Tennessee, 9/28; vs. Green Bay, 11/9
 1Tackle for Loss.....vs. NY Giants, 12/28
 1.0Sackvs. NY Giants, 12/28
 1Fumble Recovery.....vs. Car., 9/21; vs. Det., 10/12; vs. Hou., 11/2, @ Tampa Bay, 11/16
 1Forced Fumble.....vs. Atlanta, 12/21
 3Passes Defensed..... @ New Orleans, 10/6
 1Interception @ New Orleans, 10/6; vs. Chicago, 11/30
 28INT Return Yardsvs. Chicago, 11/30
 1Special Teams Tackle...vs. Indianapolis, 9/14; vs. Detroit, 10/12

SERVICE: 104 GAMES/ 88 STARTS; 47 GAMES/ 36 STARTS AS A VIKING

LEBER'S CAREER STATS

DEFENSE

TKLS	SOLO	ASST	SACKS	INTS	QBH	PD	FF	FR	TFL
438	323	115	21.5	4 (29)	28	24	10	9 (1TD)	18.0

LEBER'S VIKINGS STATS

DEFENSE

TKLS	SOLO	ASST	SACKS	INTS	QBH	PD	FF	FR	TFL
222	145	76	9.5	4 (29)	28	18	6	7 (1 TD)	18.0

2008 PLAYOFFS: 6 tackles, 5 solo, 1 TFL, 1 QB hurry

CAREER PLAYOFFS: 13 tackles, 10 solo, 1 TFL, 1 QB hurry, 1 PD

PLAYOFF SERVICE: 2 GAMES/ 2 STARTS; 1 GAME/ 1 START AS A VIKING

- Tied for NFL lead with career-best 4 fumble recoveries in 2008.
- Tied Vikings record with 12 passes defensed, matching total by Matt Blair in 1981.
- Moved into tie for 7th place in Vikings history for sacks by a LB with 9.5.
- Notched full sack of Giants QB Eli Manning vs. NY Giants (12/28) in game that clinched NFC North title.
- Posted season-best 10 tackles vs. NY Giants (12/28) in regular season finale.
- Grabbed his career-best 2nd INT of the season and his 4th of his career vs. Chicago (11/30), all 4 coming during his tenure with the Vikings since 2006.
- Since joining the Vikings in 2006, Leber has 9.5 sacks, 4 INTs, 7 FRs and scored a defensive TD on a FR.
- Recovered a fumble by Texans QB Matt Schaub vs. Houston (11/2) following a sack by fellow LB Chad Greenway.
- Shared a sack of Lions QB Dan Orlovsky with DE Ray Edwards vs. Detroit (10/12).
- Snared his 3rd INT in 3 seasons with the Vikings @ New Orleans (10/6) off former Chargers teammate Drew Brees and added 3 passes defensed.
- His 5.0 sacks in 2007 ranked tied for 4th-most in a season by a Vikings LB.
- Set Vikings record with a 26-yard sack of Giants QB Eli Manning at NY Giants (11/25/07).
- Scored 1st career TD on a FR in the end zone vs. Detroit (10/8/06).
- Earned All-Rookie honors in 2002 with San Diego.
- Notched career-high 3.0 sacks in a game against Houston in 2002 when he caught QB David Carr 3 times.
- Part of one of the biggest wins in 2005 in the NFL when he helped the Chargers top defending Super Bowl champions New England at Gillette Stadium 41-17 and snap a 21-game home winning streak for the Patriots.
- Helped 2004 Chargers win the AFC West for the 1st time since 1994 and earn a playoff berth with a 12-4 record, reversing the 4-12 mark the team posted in 2003.
- Brother, Jason, was an All-America RB at the University of South Dakota.
- Grew up in Vermillion, SD where his father, Al, was his high school principal.
- Named the winner of the 2007 Korey Stringer Good Guy Award in 2007 by Twin Cities media for his cooperative nature and insight as an interview.
- Married, wife's name is Abby, couple had a daughter, Ames, in 2008 offseason.

#52 CHAD GREENWAY, LB, 3RD YEAR, IOWA

2008 SEASON: 150 tackles, 103 solo, 8.0 tackles for loss, 5.5 sacks, 3 FF, 8 passes defensed, 11 QB hurries
 2 special teams tackles

2008 HIGHS:

17Tackles..... @ Tampa Bay, 11/16

13Solos @ Tampa Bay, 11/16
 1.0Sack 6 times, last vs. NY Giants, 12/28
 3QB Hurries @ Arizona, 12/14
 1Forced Fumblevs. Carolina, 9/21; @ New Orleans, 10/6; vs. Houston, 11/2
 3Passes Defensed @ Arizona, 12/14
 2.0Tackle For Loss @ Tampa Bay, 11/16
 1Special Teams Tackle...vs. Indianapolis, 9/14; @ Tennessee, 9/28

SERVICE: 32 GAMES/ 31 STARTS

GREENWAY'S CAREER STATS

DEFENSE

TKLS	SOLO	ASST	SACKS	INTS	QBH	PD	FF	FR	TFL	STT
280	187	93	5.5	2 (37)	17	13	7	4	11.0	10

2008 PLAYOFFS: 10 tackles, 9 solo, 1 TFL, 1 QB hurry, 1 special teams tackle

PLAYOFF SERVICE: 1 GAME/ 1 START

- Led Vikings with 10 tackles vs. Philadelphia (1/4/09) in Wild Card Playoff matchup.
- Shared sack vs. NY Giants (12/28), giving him 5.5 for the 2008 season.
- Sacked Cardinals QB Kurt Warner at Arizona (12/14) and posted season-highs with 3 passes defensed and 3 QB hurries.
- Posted career-best 17 tackles at Tampa Bay (11/16) and caught Bucs QB Jeff Garcia for his 4th sack of the season.
- Has recorded a sack in 3 straight games for the Vikings- vs. Houston, vs. Green Bay and at Tampa Bay.
- Sacked Packers QB Aaron Rodgers vs. Green Bay (11/9), his 3rd sack of the season and his 2nd game in a row with a QB sack to his credit.
- Notched his 2nd sack of 2008 vs. Houston (11/2) when he caught Matt Schaub and forced a fumble on the play that was recovered by fellow LB Ben Leber.
- Led Vikings LBs with 8 tackles @ Chicago (10/19).
- Tied for team-high with 9 tackles vs. Detroit (10/12).
- Forced a fumble on Saints RB Reggie Bush @ New Orleans (10/6), the 6th forced fumble of his career.
- Had season-high 12 tackles @ Tennessee (9/28).
- Posted 1st career sack and forced a fumble when he caught QB Jake Delhomme vs. Carolina (9/21).
- Had 7 tackles, a tackle for loss and 2 passes defensed vs. Indianapolis (9/14).
- Scored 1st career TD on a 37-yard INT return off an Eli Manning pass at NY Giants (11/25/07).
- Helped 2007 Vikings tie team record with 6 INT-return TDs.
- Ranked 2nd on team with 130 tackles and added 8 special teams stops.
- Honored by teammates with the 2007 Ed Block Courage Award for his bounce back from knee injury.
- Sideline with knee injury during rookie season of 2006 suffered in preseason opener.
- Was the 3rd LB drafted in 2006 after AJ Hawk (Green Bay) and Ernie Sims (Detroit).
- Played 9-man football as a prep in South Dakota, leading team to consecutive state titles.
- Married to Jenny, a former Iowa cross country runner, the couple had a daughter in 2007 training camp.
- Grew up on a family crop and hog farm in tiny Mt. Vernon, SD.

#54 VINNY CIURCIU, LB, 6TH YEAR, BOSTON COLLEGE

2008 SEASON: 3 tackles, 3 solos

7 special teams tackles

2008 HIGHS:

2Special Teams Tackles..... vs. Indianapolis, 9/14; vs. Detroit, 10/12

SERVICE: 84 GAMES/ 5 STARTS; 27 GAMES / 0 STARTS AS A VIKING

CIURCIU'S CAREER TOTALS

DEFENSE

TKLS	SOLO	ASST	SACKS	INTS	QBH	PD	FF	FR	STT
34	13	41	0.0	0	1	0	0	0	74

2008 PLAYOFFS: 1 special teams tackle

PLAYOFF SERVICE: 8 GAMES/ 0 STARTS; 1 GAME / 0 STARTS AS A VIKING

CIURCIU'S CAREER PLAYOFF TOTALS**DEFENSE**

TKLS	SOLO	ASST	SACKS	INTS	QBH	PD	FF	FR	STT
0	0	0	0	0	0	0	0	0	3

- Stepped in at MLB for starter Dan Herron who left game vs. Detroit (10/12) with injury and notched 3 tackles.
- Inactive for game at Tennessee (9/28).
- Suffered knee injury on special teams vs. Carolina (9/21).
- Took over leadership role on Vikings special teams in 2008.
- Joined the Vikings in 2007 as a free agent from Carolina.
- Led Panthers in special teams stops in 2006 and ranked 2nd in 2005.
- Played in Super Bowl XXXVIII as a rookie with Carolina and advanced to 2005 NFC Championship game.
- Joined Carolina as a rookie free agent in 2003.
- Had a whirlwind rookie season going from Panthers practice squad to Tampa Bay's active roster, playing in 8 games. Was released by Tampa and returned to Carolina for the end of the 2003 season and playoffs.
- Transferred from Clemson to Boston College, beginning college career as a FB but ending at LB.
- Owns a sportswear company, Anger Sports, with his brother.

#55 DONTARRIOUS THOMAS, LB, 5TH YEAR, AUBURN

2008 SEASON: 3 special teams tackles, 1 FR

2008 HIGHS:

SERVICE: 63 GAMES/ 10 STARTS; 63 GAMES / 10 STARTS AS A VIKING

THOMAS' CAREER TOTALS**DEFENSE**

TKLS	SOLO	ASST	SACKS	INTS	QBH	PD	FF	FR	STT
34	13	41	0.0	0	1	0	0	0	74

PLAYOFF SERVICE: 2 GAMES/ 0 STARTS

THOMAS' CAREER PLAYOFF TOTALS**DEFENSE**

TKLS	SOLO	ASST	SACKS	INTS	QBH	PD	FF	FR	STT
3	2	5	0.0	0	1	0	0	0	4

- Played in 1st game after re-signing with the Vikings at Chicago (10/19).
- Recovered fumble vs. Jacksonville (11/23).
- Signed by Vikings on 10/13/08 as a free agent.
- Spent 2008 offseason and training camp with San Francisco where he signed as a free agent in the spring.
- Started 10 career games for the Vikings with a career-high 5 starts as a rookie.
- Posted career-best 76 tackles as a rookie with the Vikings in 2004.
- Originally joined the Vikings as a 2nd-round draft pick in 2004.
- Earned national post-graduate scholarship as a senior at Auburn.
- Attended Perry High in Georgia.

#58 DAVID HERRON, LB, 1ST YEAR, MICHIGAN STATE

2008 SEASON: 8 tackles, 5 solos, 1 QB Hurry

7 special teams tackles

2008 HIGHS:

4Tackles.....	@ New Orleans, 10/6
3Solos.....	@ New Orleans, 10/6
1QB Hurry.....	@ New Orleans, 10/6
2Special Teams Tkls.....	vs. Chicago, 11/30

SERVICE: 16 GAMES/ 3 STARTS

HERRON'S CAREER TOTALS**DEFENSE**

TKLS	SOLO	ASST	SACKS	INTS	QBH	PD	FF	FR	TFL	STT
9	5	4	0	0	1	0	0	0	0	9

2008 PLAYOFFS:

PLAYOFF SERVICE: 1 GAME / 0 STARTS

- Notched season-best 2 special teams tackles vs. Chicago (11/30).
- Inactive for game at Chicago (10/19) and vs. Houston (11/2).
- Started at MLB vs. Detroit (10/12).
- Started 2nd straight game @ New Orleans (10/6) on Monday Night Football.
- Posted 1st defensive tackles of career @ Tennessee (9/28) with 3 stops in his 1st career start.
- Had a pair of special teams tackles in 2008 opener at Green Bay.
- Played in the final 2 games of 2007 and posted special teams stops in each game.
- Played in 1st career NFL game on NBC Sunday Night Football vs. Washington (12/23/07).
- Spent 11 of opening 12 weeks of 2007 on Vikings practice squad.
- Signed to Vikings practice squad after his release by New England after Week 1.
- Spent Week 1 of the NFL season with New England after being claimed off waivers by the Patriots following his release in the Vikings final roster cuts to 53 players.
- Spent 2007 training camp with the Vikings but was released in final roster cuts.
- Entered the NFL as a rookie free agent out of Michigan State with the Vikings in 2007.
- Brother, Daniel, is a RB at Ohio State.

#62 RYAN COOK, T, 3RD YEAR, NEW MEXICO

SERVICE: 38 GAMES/ 33 STARTS

PLAYOFF SERVICE: 1 GAME / 1 START

- Helped Adrian Peterson in 2008 lead the NFL and set a new Vikings record with 1,760 rushing yards.
- Returned as the Vikings regular starter at RT in 2008 after filling the job all 16 games in 2007.
- Helped 2007 Vikings lead NFL in rushing and helped Adrian Peterson run to NFL Rookie of the Year.
- Started the final 3 games of the 2006 season at RT.
- The Vikings 2nd pick in the 2nd Round (#51 overall) of the 2006 Draft.
- Highest-drafted C by the Vikings since taking Dave Huffman at #43 overall in 1979 out of Notre Dame.
- Will provide depth at T and C during his rookie campaign.
- Highest-drafted player from New Mexico since Chicago selected LB Brian Urlacher in 1st round of 2000.
- Helped UNM climb to prominence and play in 3 straight bowl games, facing UCLA, Oregon State and Navy.
- Younger brother, Erik, is an offensive lineman at New Mexico.
- Majored in business management.

#64 ANTHONY HERRERA, G, 5TH YEAR, TENNESSEE

SERVICE: 44 GAMES/ 34 STARTS

PLAYOFF SERVICE: 1 GAME / 1 START

- Opened all 16 games at RG for the Vikings in 2008 and helped Adrian Peterson become the 1st Vikings RB to lead the NFL in rushing and set a new team record for single-season rushing.
- Helped Vikings record-breaking ground game in 2007 get on track and paved the way for Rookie of the Year Adrian Peterson etch his name throughout the Vikings and the NFL's record books.
- Stepped into regular starting role in 5th game of 2007 season, at Chicago (10/14/07).
- Started 1st career game vs. Cleveland (11/27/05), helping team to 24-12 win.
- In Packers game, was part of a revamped line that helped Mewelde Moore run for 122 yards on 22 carries.
- Changed jersey to #64 in 2005 in honor of former Vikings star Randall McDaniel, a childhood hero.
- Versatile lineman who can play G and C.
- Joined Vikings as an undrafted free agent in 2004, starting the season on practice squad.
- Earned degree in economics from Tennessee.
- Born in Trinidad, was actively rooting for his home country's run in the 2006 World Cup.

#65 JOHN SULLIVAN, C, ROOKIE, NOTRE DAME

SERVICE: 16 GAMES/ 0 STARTS

PLAYOFF SERVICE: 1 GAME / 0 STARTS

- Saw action in every game as a rookie in 2008 on special teams.

- Saw time on special teams in his NFL debut in 2008 opener at Green Bay (9/8).
- Selected in 6th round of 2008 NFL Draft by the Vikings, the 187th player taken.
- Earned degree in marketing from Notre Dame in May 2007.
- The 1st Notre Dame player drafted by the Vikings since LB Pete Bercich in the 7th round in 1994, who currently serves as the Vikings Radio Network color commentator.
- Attended same high school as former 49ers great Steve Young.

#69 JARED ALLEN, DE, 5TH YEAR, IDAHO STATE

2008 SEASON: 75 tackles, 59 solo, 3 PD, 14.5 sacks, 9.0 TFL, 52 QB hurries, 3 FF

2008 HIGHS:

9Tackles.....vs. Chicago, 11/30
 7Solosvs. Indianapolis, 9/14; vs. Carolina, 9/21; vs. Chicago, 11/30
 2.5Sacksvs. Chicago, 11/30
 1.0Tackle For Loss @ Green Bay, 9/8; @ Chicago, 10/19; @ Tampa Bay, 11/16
 7QB Hurriesvs. Houston, 11/2
 1Pass Defensed..... @ New Orleans, 10/6; @ Chicago, 10/19
 1Forced Fumble @ Chicago, 10/19; vs. Houston, 11/2
 1Safetyvs. Detroit, 10/12; vs. Green Bay, 11/9

SERVICE: 77 GAMES/ 71 STARTS; 16 GAMES / 16 STARTS AS A VIKING

ALLEN'S CAREER TOTALS

DEFENSE

TKLS	SOLO	ASST	SACKS	INTs	QBH	PD	FF	FR	TFL
332	260	72	57.5	1 (3)	167	29	15	8	9.0

ALLEN'S VIKINGS TOTALS

DEFENSE

TKLS	SOLO	ASST	SACKS	INTs	QBH	PD	FF	FR	TFL
75	59	16	14.5	0	52	3	3	0	9.0

2008 PLAYOFFS: 7 tackles, 6 solo, 2 TFL, 2.0 sacks, 1 QB hurry, 1 FF, 1 PD

ALLEN'S CAREER PLAYOFF TOTALS

PLAYOFF SERVICE: 2 GAMES / 2 STARTS; 1 GAME / 1 START AS A VIKING

DEFENSE

TKLS	SOLO	ASST	SACKS	INTs	QBH	PD	FF	FR	TFL
15	10	5	2.0	0	2	1	1	0	2

- **EARNED 2ND CAREER PRO BOWL BERTH IN 2008.**
- **NAMED 1ST-TEAM ASSOCIATED PRESS ALL-PRO IN 2008, HIS 2ND STRAIGHT SEASON ON THE TEAM.**
- **Ended regular season tied for 5th in the NFL with 14.5 sacks in 2008.**
- **Leads all NFL players since he entered the NFL in 2004 with 57.5 sacks.**
- **Tied with Kevin Williams for Vikings lead with 52 QB hurries in 2008.**
- **His 14.5 sacks are the most by a Viking since 1997 and are the most by a Viking in their 1st season with the team.**
- **Tied Vikings playoff record with 2.0 sacks of Eagles starter Donovan McNabb vs. Philadelphia (1/4/09) in Wild Card Playoff game.**
- **Had his 5th multi-sack game of the season at Arizona.**
- **Notched season-best 2.5 sacks vs. Chicago (11/30).**
- **Tied an NFL and Vikings record with his 2nd safety of the season when he caught Packers QB Aaron Rodgers in the end zone for a sack vs. Green Bay (11/9).**
- **His 2nd safety of the season matches the NFL record for safeties in a season and Allen becomes the 1st player since Bryant Young in 1996 to post 2.**
- **Allen matches Alan Page's 2 safeties in 1971 to tie the Vikings record for most in a season and helps the team post 3 safeties to tie the team record for most in a season.**
- **Battled through pain of a shoulder injury vs. Green Bay (11/9) to play in the game and notch a sack, giving him 8.0 for the season.**
- **Notched 50th career sack when he caught Texans QB Sage Rosenfels vs. Houston (11/2) and ended game with 2.0 sacks, a forced fumble and season-best 7 QB hurries. Sacked Texans starter Matt Schaub earlier in the game.**
- **Had 2.0 sacks on Bears QB Kyle Orton at Chicago (10/19) and posted season-high 8 tackles.**

- Ran Lions QB Dan Orlovsky out of the end zone vs. Detroit (10/12) for a sack and safety, notching his 1st career safety.
- Had sacks in back-to-back games when he caught Jake Delhomme vs. Carolina (9/21).
- Posted 1st sack as a Viking vs. Indianapolis (9/14) when he caught Peyton Manning, his 1st career sack of Manning.
- Vikings signature offseason move acquired from Kansas City in trade days before the NFL Draft.
- Led NFL with 15.5 sacks in 2007 and earned 1st berth in Pro Bowl and 1st All-Pro honors.
- Originally entered the NFL as a 4th-round pick by Kansas City in 2004.
- Named winner of 2007 Derrick Thomas Award as the Chiefs MVP.
- Majored in mass communications at Idaho State
- Avid outdoorsman who has hunted wild game across the US and overseas.

#71 JIMMY KENNEDY, DT, 5TH YEAR, PENN STATE

2008 SEASON: 4 tackles, 0 solos

2008 HIGHS:

2Tackles.....vs. Atlanta, 12/21; vs. NY Giants, 12/28

SERVICE: 64 GAMES / 30 STARTS; 2 GAMES / 0 STARTS AS A VIKING

KENNEDY'S NFL TOTALS

DEFENSE

TKLS	SOLO	ASST	SACKS	INTS	QBH	PD	FF	FR	TFL
164	84	80	5.0	0	--	--	3	2	--

KENNEDY'S VIKINGS TOTALS

DEFENSE

TKLS	SOLO	ASST	SACKS	INTS	QBH	PD	FF	FR	TFL
4	2	2	0.0	0	0	0	0	0	0

KENNEDY'S PLAYOFF STATS

SERVICE: 3 GAMES / 2 STARTS ; 1 GAME / 0 STARTS AS A VIKING

DEFENSE

TKLS	SOLO	ASST	SACKS	INTS	QBH	PD	FF	FR	TFL
9	6	3	1.0	0	0	0	0	0	0

- Played in 1st game as a Viking vs. Atlanta (12/21), helping defensive line rotation that made up for absence of starting DT Pat Williams who was sidelined with shoulder injury.
- Posted 2 tackles in 1st action as a Viking vs. Atlanta (12/21).
- Signed by Vikings on 12/3/08.
- Spent opening part of the 2008 season with Jacksonville under former Vikings LB Jack Del Rio.
- Former 1st-round draft pick by St. Louis.
- Penn State standout was named Big Ten Defensive Lineman of the Year.
- Native of Yonkers, NY.

#72 MARCUS JOHNSON, G, 4TH YEAR, MISSISSIPPI

SERVICE: 47 GAMES/ 18 STARTS

- Backup T and G with starting experience along the offensive line.
- Came into 2008 opener at Green Bay (9/8) to relieve injured starter Artis Hicks at LT.
- Started opening 10 games at RT on the 2006 season.
- Helped Chester Taylor rush for 1,214 yards on the 2006 season, the 4th-best single-season by a Viking.
- Started @ Seattle (10/22) and helped write Vikings history as Chester Taylor ran for a team-record 95-yard TD and the tied the 6th-best rushing day in team history with 169 yards on the ground.
- Became the 1st Vikings rookie G to start the season opener when he lined up against Tampa Bay (9/11/05).
- Ranks as only the 6th offensive line rookie in team history to start on opening day.
- Becomes the 1st Vikings rookie offensive lineman to start the season opener since Todd Steussie in 1994.
- Brother, Belton, was a lineman with the Cincinnati Bengals.
- Spent 3 seasons in college protecting NY Giants QB Eli Manning.

#73 OTIS GRIGSBY, DE, 2ND YEAR, KENTUCKY

2008 SEASON: 2 tackles, 3 QB hurries

2008 HIGHS:

- 1Tackles.....vs. Carolina, 9/21
- 1Solosvs. Carolina, 9/21
- 2QB hurries..... @ Tennessee, 9/28

SERVICE: 16 GAMES/ 1 START; 12 GAMES / 1 START AS A VIKING

PLAYOFF SERVICE: 1 GAME / 0 STARTS

GRIGSBY'S CAREER TOTALS

DEFENSE

TKLS	SOLO	ASST	SACKS	INTs	QBH	PD	FF	FR	TFL
3	2	1	1.0	0	8	0	1	0	0

- Regular on the Vikings defensive line rotation throughout 2008.
- **Started 1st career game at Tennessee (9/28), replacing injured Ray Edwards at LDE.**
- Earned spot on Vikings roster for 2008 after impressive and productive preseason performance.
- Notched 1st NFL sack when he caught former Vikings QB Shaun Hill at San Francisco in 2007.
- Signed by Vikings off Carolina practice squad on 12/5/07 in week leading to game @ San Francisco.
- Had seen action in 4 games with the Panthers during the 2007 season and had 4 QB hurries in the games.
- Spent time in 2006 on Panthers practice squad.
- Originally entered the NFL as a rookie free agent with Miami in 2003.
- Played at University of Kentucky where he was a regular starter his final 2 seasons.
- Earned degree from UK during the 2008 offseason.

#74 BRYANT McKINNIE, T, 7TH YEAR, MIAMI

SERVICE: 100 GAMES/ 99 STARTS

PLAYOFF SERVICE: 3 GAMES/ 3 STARTS

- **Played in 100th career regular-season game vs. NY Giants (12/28).**
- Started at LT in Monday Night game at New Orleans (10/6) in his 1st week back from suspension.
- Has blocked for 4 of the top 6 single-season rushers in Vikings history and 3 separate 1,000-yard rushers in Adrian Peterson, Chester Taylor and Michael Bennett.
- Helped pave the way for the Vikings rushing attack to rank #1 in the NFL in 2007.
- Returned to Vikings holding down his LT spot for the 7th season.
- The 7th overall pick in the 2002 NFL Draft.
- Highest draft pick by Vikings since 1985 when Chris Doleman was selected #4.
- Joins Ron Yary as the other Outland Trophy winner in Vikings history.
- Follows Hall of Fame inductee Ron Yary as the 2nd-highest offensive lineman drafted in team history- Yary was #1 overall in 1968.
- Was the 1st of 11 Miami Hurricanes drafted in 2002 and 1 of 5 in the 1st round.
- Has supported Toys for Tots, African American Adoption Agency and United Way during his Vikings career.

#76 STEVE HUTCHINSON, G, 8TH YEAR, MICHIGAN

SERVICE: 116 GAMES/ 116 STARTS; 48 GAMES/ 48 STARTS AS A VIKING

PLAYOFF SERVICE: 6 GAMES/ 6 STARTS

- **EARNED 6TH CAREER PRO BOWL BERTH, TABBED AS A STARTER FOR THE NFC.**
- **NAMED ASSOCIATED PRESS ALL-PRO 1ST TEAM, HIS 6TH CAREER TIME AS A 1ST OR 2ND TEAMER.**
- **Has blocked for the NFL's leading rusher in 2004, 2005 (Shaun Alexander with Seattle) and in 2008 with Adrian Peterson.**
- **Has paved the way for a 100-yard rusher 54 times in his career.**
- **Has blocked for a Vikings 100-yard rusher 23 times in his 48 games in Purple.**
- **Has blocked for a 1,000-yard rusher in each of his 8 NFL seasons when Adrian Peterson went over the 1,000-yard mark for 2008 vs. Green Bay (11/9).**
- Was named the NFL Alumni's Offensive Lineman of the Year for 2006.
- A 3-time Pro Bowler and 3-time All-Pro during his 5 seasons with Seattle.

- Helped Seahawks to 2005 NFC title and berth in Super Bowl XL against Pittsburgh.
- Originally entered the NFL as the #17 overall pick in the 2001 NFL Draft by Seattle.
- Had built a friendship with Vikings C Matt Birk during their time together at the Pro Bowl before signing with the Vikings as a free agent on 3/21/06.
- Paved the way for Seahawks RB Shaun Alexander to rush to the NFL MVP and set an NFL record with 28 TDs (27 rushing, 1 receiving).
- An avid hunter and fisherman.
- Married, wife's name is Landyn and couple has a daughter, Lily, and son, Luke.

#78 MATT BIRK, C, 11TH YEAR, HARVARD

SERVICE: 146 GAMES/ 123 STARTS

PLAYOFF SERVICE: 8 GAMES/ 5 STARTS

- **Named 1 of 3 finalists for the NFL's Walter Payton Man of the Year award.**
- **Blocked for Adrian Peterson's 100-yard days in opener at Green Bay (9/8), vs. Indianapolis (9/14), vs. Detroit (10/12), at Chicago (10/19), vs. Houston (11/2), vs. Green Bay (11/9), vs. Chicago (11/30), at Detroit (12/7), at Arizona (12/14) and vs. NY Giants (12/28), the 45th-time he has paved the way for a 100-yard rusher in his 123 starts.**
- Has been named the **Vikings Man of the Year 7 times in his career, earning the honor again in 2008.**
- Only Vikings legends Randall McDaniel (11) and Ron Yary (7) have earned more Pro Bowls as offensive linemen than Birk's 6.
- The longest tenured pro athlete in the Twin Cities with his team, entering his 11th Vikings season in 2008.
- **Has blocked for all 4 of the top rushing season in Vikings history and 5 of the 6 highest single-season rushing marks in Vikings history and 4 different 1,000-yard rushers- Robert Smith, Adrian Peterson, Michael Bennett and Chester Taylor.**
- Named the Vikings Ed Block Courage Award winner in a vote by his teammates in 2006.
- Earned Pro Bowl in 1st season as a starter in 2000 and went on to earn berths following '01, '03, '04 and '06.
- Had not played center before coming to the Vikings, spending college career at OT.
- Started 1st NFL game in season opener vs. Chicago (9/3/00).
- Was chosen in the 6th round (173rd overall) in the 1998 draft.
- All-Ivy League and All-Eastern selection as a senior and helped Harvard to the 1997 Ivy League title.
- Played prep football at Cretin-Derham Hall High in St. Paul where he was all-state in football and basketball.
- Active in the Twin Cities community through Vikings Victory Visits to local hospitals, schools and the Oak Park Neighborhood Center for youth. Joined the Kids Voting Minnesota program in the 2002 offseason.
- Owns Matty B's restaurants with locations in St. Paul and Minneapolis.
- Married to Adrianna with 3 daughters and a son.

#79 ARTIS HICKS, G, 7TH YEAR, MEMPHIS

SERVICE: 79 GAMES/ 55 STARTS; 41 GAMES/ 24 STARTS AS A VIKING

PLAYOFF SERVICE: 5 GAMES/ 3 STARTS

- Has started at RT and LT during the 2008 season before being sidelined by arm injury in December.
- Started at RT at Detroit (12/7).
- Started at RT at Jacksonville (11/23).
- Started at LT vs. Indianapolis (9/14), vs. Carolina (9/21).
- Started at LT in 2008 opener at Green Bay (9/8) on Monday Night Football.
- Helped both Chester Taylor and Artose Pinner break the 100-yard mark in rushing during the season.
- Started and played in 14 games in 2006 season, matching his career-high.
- Acquired in draft-day trade with Philadelphia in exchange of picks in 2006.
- Played in Philadelphia for Vikings Head Coach Brad Childress.
- Started Super Bowl XXXIX for the Philadelphia Eagles following the 2004 season.
- Originally entered the NFL as an undrafted rookie free agent in 2002 and made the Eagles roster.
- His 2nd cousin, Sylvester Hicks, played for the Kansas City Chiefs from 1978-81.

#81 VISANTHE SHIANCOE, TE, 6TH YEAR, MORGAN STATE

2008 SEASON: 42 catches, 596 yards, 14.2 avg., 40 long, 7 TD

2008 HIGHS:

7Receptionsvs. Atlanta, 12/21
 136Receiving Yardsvs. Atlanta, 12/21
 40Long Reception @ Jacksonville, 11/23
 2TDsvs. Atlanta, 12/21

SERVICE: 96 GAMES/ 53 STARTS; 30 GAMES/ 28 STARTS AS A VIKING

SHIANCOE'S CAREER STATS

RECEIVING

NO.	YARDS	AVG.	LG	TDs
104	1,172	11.3	79	11

SHIANCOE'S VIKINGS STATS

RECEIVING

NO.	YARDS	AVG.	LG	TDs
69	919	13.3	79	8

2008 PLAYOFFS: 1 catch, 7 yards

SHIANCOE'S CAREER PLAYOFF STATS

PLAYOFF SERVICE: 3 GAMES/ 1 START ; 1 GAME / 1 START AS A VIKING

RECEIVING

NO.	YARDS	AVG.	LG	TDs
3	15	5.0	7	0

- Led the NFC in 2008 and ranked 3rd in the NFL for TDs by a TE with 7, trailing only Tony Gonzalez (9) and Antonio Gates (8).
- Tied for Vikings lead in 2008 with 7 TD receptions.
- Approached the Vikings record for TD catches in a season by a TE- 8 held by Joe Senser in 1981.
- Has scored 8 of his 11 career TDs since joining the Vikings in 2007.
- In his opening 5 NFL seasons (2003-07), Shiancoe had 576 yards receiving, a total he surpassed during the 15th game of 2008, ending the season with 596 yards.
- Posted the 2nd-best receiving yardage day in Vikings history with 136 yards vs. Atlanta (12/21), trailing only Steve Jordan's 179 vs. Washington in 1986.
- Tied Vikings record for TD catches by a TE with 2 vs. Atlanta (12/21), the 1st time since 2004 a Vikings TE hauled in a pair of scoring passes.
- Has not missed a game in his 5 NFL seasons, playing in all 96 games with 53 starts.
- Caught a pass in all 16 games in 2008.
- Notched career-best 2 TDs and 7 catches vs. Atlanta (12/21).
- Caught 11-yard TD pass in the 4th quarter from backup Tarvaris Jackson at Detroit (12/7) to give the Vikings the lead for good in the game.
- Pulled in season-long 40-yard pass from Gus Frerotte at Jacksonville (11/23).
- Caught 25-yard TD pass from Gus Frerotte vs. Houston (11/2).
- Hauled in a 24-yard TD from Gus Frerotte at Chicago (10/19).
- Caught TD pass from RB Chester Taylor @ New Orleans (10/6) on Monday Night Football.
- Hauled in his 1st TD of the 2008 season on a 34-yard strike from Gus Frerotte vs. Carolina (9/21).
- Caught the longest pass by a Viking in 2007 with a 79-yarder on a revere pass from WR Sidney Rice.
- His 79-yard catch is the longest by a Vikings TE in team history and came on the 1st play of the game vs. Oakland (11/18/07).
- Signed as a free agent in 2007 to enhance the Vikings TEs in a pass-catching role.
- Came to Minnesota after helping NY Giants make the playoffs in 2005 and 2006.
- Opened 23 career games with Giants.
- Originally a 4th-round draft pick by the Giants in 2003.
- Caught TD passes from Jesse Palmer and Eli Manning during his Giants tenure.
- Standout TE at Morgan State.

#82 DARIUS REYNAUD, WR, ROOKIE, WEST VIRGINIA

2008 SEASON: 8 kickoff returns, 201 yards, 25.1 avg., 49 long

2 special teams tackles

2008 HIGHS:

- 4Kickoff Returns..... @ Detroit, 12/7
- 103KO Return Yards..... @ Detroit, 12/7
- 49Long KO Returnvs. Chicago, 11/30
- 2Special Teams Tackles.vs. Chicago, 11/30

SERVICE: 3 GAMES/ 0 STARTS

- Rattled off a 49-yard kickoff return, tied for the longest by a Viking in 2008, vs. Chicago (11/30) and tied for the team high with 2 special teams tackles.
- Signed from Vikings practice squad after 10 games in 2008, playing in 3 straight games- at Jacksonville (11/23), vs. Chicago (11/30) and at Detroit (12/7)- before spending final 3 regular season games inactive with foot injury.
- Inactive for Wild Card Playoff game vs. Philadelphia (1/4/09).
- Joined S Husain Abdullah and LB Erin Henderson as the only Vikings rookie free agents to see action in 2008.
- Played in 1st career game at Jacksonville (11/23), taking on kickoff return duties.
- Had a pair of kickoff returns for 36 yards with a long of 18 at Jacksonville- his 1st career stats.
- Spent opening 10 games of the 2008 season on Vikings practice squad.
- Joined Vikings as a rookie free agent in 2008 after leaving West Virginia as a junior.
- Left WVU as the Mountaineers all-time leader in receptions and receiving TDs in only 3 seasons.
- All-state honoree at Hahnville, LA High and helped team to 15-0 mark and state title as a senior.

#83 JEFF DUGAN, FB, 5TH YEAR, MARYLAND

2008 SEASON: 2 catches, 12 yards

4 rushes, 7 yards

2008 HIGHS:

- 1Catch.....vs. Chicago, 11/30; vs. NY Giants, 12/28
- 9Receiving Yards.....vs. NY Giants, 12/28
- 9Long Catch.....vs. NY Giants, 12/28
- 2Carries..... @ Arizona, 12/14
- 4Rushing Yards @ Arizona, 12/14

SERVICE: 47 GAMES/ 14 STARTS

DUGAN'S CAREER STATS

RECEIVING

NO.	YARDS	AVG.	LG	TDs
16	103	6.4	27	1

RUSHING

NO.	YARDS	AVG.	LG	TDs
6	14	2.6	4	0

- Started Wild Card Playoff game vs. Philadelphia (1/4/09) when team opened in 3-TE package.
- Converted 3rd-down-and-1 with 1-yard run vs. NY Giants (12/28) and had season-long 9-yard pass.
- Had career-high 2 rushing attempts @ Arizona (12/14).
- Converted a 3rd-down-and-1 with a 2-yard rush at Detroit (12/7), his 1st rushing attempt of 2008.
- Caught 1st pass of 2008 on a 3-yard pass from Gus Frerotte vs. Chicago (11/30).
- Started game at Jacksonville (11/23) when team opened in 2-TE formation.
- Made 2008 debut on Monday Night Football at New Orleans (10/6).
- Inactive for opening 4 games of 2008.
- Versatile player who can line up in the backfield or at TE.
- Physical blocker who excels on special teams.
- Caught 1st career TD pass, a 3-yard pass from Brad Johnson vs. Arizona (11/26/06).
- Started 1st game since 10/31/04 as a rookie when he started 1st career game as a FB @ Miami (11/19/06).
- Caught 1st 3 passes of his career @ Miami (11/19) ending with 20 yards.
- Made 1st career start in 1st career game played on Monday Night Football @ Philadelphia (9/20/04).
- Joined Vikings as their 7th-round draft pick in 2004.

- The 1st TE drafted by the Vikings since Jim Kleinsasser in 1999 (2nd round).
- Teammate at Maryland with Vikings LBs E.J. Henderson and Erin Henderson and S Madiou Williams.
- Started 46 of his 49 career games at Maryland.
- Earned degrees in business and finance at Maryland.
- Participated in NFLPA-sponsored classes at Pennsylvania's Wharton School of Business in 2006 off-season.

#84 AUNDRAE ALLISON, WR, 2ND YEAR, EAST CAROLINA

2008 SEASON: 10 catches, 109 yards, 10.9 avg., 21 long, 0 TDs

9 punt returns, 4 FC, 58 yards, 6.4 avg., 27 long

6 kickoff returns, 100 yards, 16.7 avg., 22 long

2008 SEASON HIGHS:

- 3Receptions @ Chicago, 10/19
- 37Receiving Yardsvs. Indianapolis, 9/14
- 21Long Receptionvs. Indianapolis, 9/14
- 2Kickoff Returns..... @ Green Bay, 9/8
- 22Long Kickoff Return @ Green Bay, 9/8; vs. Green Bay, 11/9
- 3Punt Returns @ Green Bay, 9/8
- 3Fair Catches.....vs. Carolina, 9/21
- 27Punt Return Yardsvs. Indianapolis, 9/14
- 27Long Punt Returnvs. Indianapolis, 9/14

SERVICE: 26 GAMES / 0 STARTS

ALLISON'S CAREER STATS

RECEIVING

NO.	YARDS	AVG.	LG	TDs
18	231	13.6	36	0

RUSHING

NO.	YARDS	AVG.	LG	TDs
2	3	1.5	3	0

KICKOFF RETURNS

NO.	YARDS	AVG.	LG	TDs
26	674	25.9	104t	1

PUNT RETURNS

NO.	YARDS	AVG.	LG	TDs
9	58	6.4	27	0

PLAYOFF SERVICE: 1 GAME / 0 STARTS

- Had career-best 3 receptions at Chicago (10/19).
- Returned punts and kickoffs at Detroit (12/7).
- Caught 1st passes of season vs. Indianapolis (9/14), going for 37 yards with a long of 21. Notched a season-best 27-yard punt return in Colts game.
- Set Vikings record with 104-yard kickoff return TD as a rookie in 2007 vs. Detroit (12/2/07).
- Set Vikings record with a 28.7-yard average on kickoff returns in 2007 and had 3 of 60+ yards.
- Played 2 seasons at East Carolina after spending 2 seasons at Georgia Military College.
- Did not start playing football until his junior year of high school.
- Aspires to a career as a script writer following football.

#87 BERNARD BERRIAN, WR, 5TH YEAR, FRESNO STATE

2008 SEASON: 48 catches, 964 yards, 20.1 avg., 99t long, 7 TDs

4 rushes, 26 yards, 6.5 avg., 14 long

7 punt returns, 5 fair catches, 114 yards, 16.3 avg., 82t long, 1 TD

2008 SEASON HIGHS:

- 6Receptions @ New Orleans, 10/6; @ Chicago, 10/19
- 131Receiving Yardsvs. Detroit, 10/12
- 99tLong Receptionvs. Chicago, 11/30
- 1Receiving TD..... 7 times, last vs. NY Giants, 12/28
- 2Rushes @ Jacksonville, 11/23

25Rushing Yards @ Jacksonville, 11/23
 14Long Rush..... @ Jacksonville, 11/23
 82tLong Punt Return..... @ Arizona, 12/14
 1Punt Return TD @ Arizona, 12/14

**SERVICE: 74 GAMES/ 45 STARTS; 15 GAMES/13 STARTS AS A VIKING
 BERRIAN'S CAREER STATS**

RECEIVING

NO.	YARDS	AVG.	LG	TDs
196	3,143	16.0	99t	22

RUSHING

NO.	YARDS	AVG.	LG	TDs
16	90	5.6	37	0

PUNT RETURNS

NO.	FC	YARDS	AVG.	LG	TDs
15	7	197	13.1	82t	1

BERRIAN'S VIKINGS STATS

RECEIVING

NO.	YARDS	AVG.	LG	TDs
46	865	20.1	99t	7

RUSHING

NO.	YARDS	AVG.	LG	TDs
4	26	6.5	14	0

PUNT RETURNS

NO.	FC	YARDS	AVG.	LG	TDs
7	5	114	16.3	82t	1

**2008 PLAYOFFS: 2 catches, 36 yards, 18.0 avg., 27 long, 0 TDs
 PLAYOFF SERVICE: 5 GAMES/ 4 STARTS; 1 GAME / 1 START AS A VIKING
 BERRIAN'S CAREER PLAYOFF STATS**

RECEIVING

NO.	YARDS	AVG.	LG	TDs
21	332	15.8	68t	2

- Led the NFL in 2008 with a 20.1 yard-per-catch average.
- Tied for Vikings lead in 2008 with 7 TD receptions.
- Set career-highs with 964 receiving yards and 7 TDs in 2008.
- Scored on an 82-yard punt return at Arizona (12/14), becoming the 1st player in Vikings history with 3 TDs of 80+ yards in a season- 99t catch vs. Chicago (11/30), 86t catch vs. Detroit (10/12), 82t punt return.
- Posted the longest play from scrimmage in Vikings history and the 11th time in NFL history that a team has notched a 99-yard TD pass when he hauled in a 99-yarder from Gus Frerotte against his old Bears teammates vs. Chicago (11/30) on NBCs Sunday Night Football.
- Posted 3rd-longest punt return in Vikings history with 82-yarder at Arizona (12/14).
- Ended Bears game with 122 yards receiving, his 4th 100-yard game as a Viking.
- Vikings were 4-0 in games when Berrian has 100 yards receiving.
- Joined RB Adrian Peterson in going over the 100-yard mark vs. Chicago (11/30), the 3rd time in 2008 the duo has each broken the 100-yard plateau in a game- also vs. Detroit (10/12), vs. Houston (11/2).
- Had TD catch for his career-best 4th straight game vs. Houston (11/2).
- Went over the 100-yard mark for the 3rd time in 2008 vs. Houston (11/2), reeling in 104 yards on 2 catches, including a 49-yard TD from Gus Frerotte.
- Dropped back to return punts at Jacksonville (11/23) for the 1st time in 2008 and for the 1st time since 2006.
- Pulled in 3rd TD pass in 3rd consecutive game at Chicago (10/19) in his 1st return to face his old Bears teammates at Soldier Field.
- Posted consecutive 100-yard receiving days with career-high 131 yards vs. Detroit (10/12), including hauling in the 2nd-longest pass play in Vikings history on an 86-yard TD from Gus Frerotte.
- Had 110 yards receiving @ New Orleans (10/6) on 6 catches, including a 33-yard TD from Gus Frerotte that tied the game at 27-27 en route to a Vikings 30-27 win. On the Vikings game-winning drive, he drew a 42-yard pass interference call to put the ball at the Saints 14-yard line.

- Veteran player with knowledge of the NFC North was a starter for Bears in Super Bowl XLI.
- Has experience as a return man and earned NFC Special Teams Player of the Week honors in 2005.
- Started 1st career game and caught 1st career NFL pass against the Vikings at the Metrodome in 2004.
- Both parents are retired US Air Force veterans.
- Teammates at Chicago with fellow Vikings WR Bobby Wade.

#90 FRED EVANS, DT, 3RD YEAR, TEXAS STATE

2008 SEASON: 17 tackles, 8 solos, 1.0 tackle for loss, 16 QB hurries

2008 HIGHS:

5Tackles.....vs. Atlanta, 12/21
 3Solovs. Atlanta, 12/21
 1.0Tackle for Loss..... @ Green Bay, 9/8
 5QB Hurriesvs. Houston, 11/2

SERVICE: 28 GAMES/ 2 STARTS; 25 GAMES/ 2 STARTS AS A VIKING

EVANS' CAREER TOTALS

DEFENSE

TKLS	SOLO	ASST	SACKS	INTS	QBH	PD	FF	FR	TFL
23	11	12	1.0	0	16	0	0	0	2.0

EVANS' CAREER PLAYOFF TOTALS

PLAYOFF SERVICE: 1 GAME / 1 START

2008 PLAYOFFS: 4 tackles, 1 solo, 1 QB hurry, 1 FR

- **Started final 2 regular season games and Wild Card Playoff game vs. Philadelphia (1/4/09) in place of injured Pro Bowler Pat Williams.**
- **Started 1st career game vs. Atlanta (12/21), replacing Williams who suffered shoulder injury at Arizona.**
- **Notched 4 tackles and recovered a fumble in Wild Card Playoff game vs. Philadelphia (1/4/09).**
- Notched career-best 5 QB hurries vs. Houston (11/2).
- Returned in 2008 as a key backup in the Vikings defensive line rotation.
- Played in 11 games in his debut season with the Vikings in 2007.
- Posted 1st career sack when he caught Eli Manning @ NY Giants (11/25/07) in the Vikings upset win.
- Acquired by Vikings during 2007 training camp.
- Played in 2006 season finale for Miami Dolphins.
- Was a 7th-round pick by Miami in 2006, the 207th overall player selected.
- Played 2 seasons at Texas State-San Marcos after transferring from junior college.
- Cousin of Major League Baseball OF Gary Matthews, Jr.

#91 RAY EDWARDS, DE, 3RD YEAR, PURDUE

2008 PLAYOFFS:

2008 SEASON: 63 tackles, 51 solo, 5.0 sacks, 42 QB Hurries, 1 FF, 10.0 TFL, 5 passes defended

2008 HIGHS:

12Tackles.....vs. Houston, 11/2
 9Solosvs. Houston, 11/2
 2.0Sacksvs. Atlanta, 12/21
 1Forced Fumble..... @ Detroit, 12/7
 7QB Hurries @ Tampa Bay, 11/16
 2.0Tackle for Loss..... @ Detroit, 12/7; vs. Atlanta, 12/21
 1Pass Defensed.....vs. Carolina, 9/21; @ Chicago, 10/19; vs. Houston, 11/2

SERVICE: 42 GAMES/ 28 STARTS

EDWARDS' CAREER TOTALS

DEFENSE

TKLS	SOLO	ASST	SACKS	INTS	QBH	PD	FF	FR	TFL
118	87	29	13.0	0	67	9	5	1 (9t)	16.0

- Led Vikings with 10.0 tackles for loss in 2008 and notched career-best 5.0 sacks to rank 4th on the team.
- Part of the Vikings defense jumping to #6 in the NFL, the best finish for the team since the 1994 season.
- Helped the Vikings rank #4 in the NFL with 45 sacks.
- Posted career-best 2.0 sacks vs. Atlanta (12/21) and had 2 tackles for loss.
- Sacked Daunte Culpepper @ Detroit (12/7), adding a forced fumble and 2.0 tackles for loss.
- Shared a sack of Jaguars QB David Garrard @ Jacksonville (11/23).
- Notched full sack on Texans starting QB Matt Schaub vs. Houston (11/2).
- Shared a sack of Lions QB Dan Orlovsky with Ben Leber vs. Detroit (10/12).
- Returned to starting lineup at New Orleans (10/6).
- Notched season-high 5 QB hurries vs. Indianapolis (9/14).
- Started Vikings opener at Green Bay (9/8) at LDE.
- Tied for Vikings lead in 2007 with 5.0 sacks.
- Important part of the Vikings defense that led the NFL in rushing defense in 2006 and 2007.
- Notched 1st career sack when he caught J.P. Losman at Buffalo (10/1/06).
- Left Purdue after his junior year and entered the NFL Draft.

#93 KEVIN WILLIAMS, DT, 6TH YEAR, OKLAHOMA STATE

2008 SEASON: 84 tackles, 62 solo, 8.5 sacks, 7.0 TFL, 52 QB hurries, 5 PD, 1 FF

2008 HIGHS:

11Tackles..... @ Green Bay, 9/8
 8Solos vs. Detroit, 10/12
 4.0Sacks vs. Detroit, 10/12
 1Passes Defensed 4 times, last @ Chicago, 10/19
 2Tackles for Loss..... @ Detroit, 12/7
 1Forced Fumble..... vs. Green Bay, 11/9
 6QB hurries..... vs. Green Bay, 11/9; @ Detroit, 12/7

SERVICE: 94 GAMES/ 94 STARTS

WILLIAMS' CAREER TOTALS

DEFENSE

TKLS	SOLO	ASST	SACKS	INTS	QBH	PD	FF	FR	TFL
430	284	146	42.5	4 (82 yds)	195	39	9	9 (83)	38.0

2008 PLAYOFFS: 6 tackles, 3 solo, 2 QB hurries

WILLIAMS' CAREER PLAYOFF STATS

PLAYOFF SERVICE: 3 GAMES/ 3 STARTS

DEFENSE

TKLS	SOLO	ASST	SACKS	INTS	QBH	PD	FF	FR	TFL
14	9	5	0.0	0	6	0	0	0	0

- EARNED 4TH CAREER PRO BOWL BERTH IN 2008, TABBED AS A STARTER FOR THE NFC.
- NAMED ASSOCIATED PRESS 1ST-TEAM ALL-PRO, HIS 4TH HONOR IN HIS 6 NFL SEASONS.
- VOTED BY TEAMMATES AS THE VIKINGS 2008 DEFENSIVE MVP.
- Tied for lead among NFL DTs with 8.5 sacks- matching Tennessee's Albert Haynesworth.
- Helped Vikings rank #1 in 2008 against the run in the NFL for the 3rd straight season, the 1st NFL team to accomplish the feat since the 1970 AFL-NFL merger.
- Key part of the Vikings ranking #6 in the NFL in 2008 for total defense, the highest finish since 1994.
- Moved into 9th place in Vikings history with 42.5 career sacks.
- Part of a Vikings defense that has amassed a team-record 3 safeties during the 2008 season.
- His 8.5 sacks in 2008 are his most since 2004 when he had career-high 11.5 sacks.
- Posted career-best 4.0 sacks vs. Detroit (10/12), tied for the 2nd-best performance in team history.
- Becomes the 1st Viking to notch 4.0+ sacks in a game since 1989 when Chris Doleman and Keith Millard each had 4.0-sack games.
- Notched 1.5 sacks on Jaguars starter David Garrard at Jacksonville (11/23).
- Had a forced fumble on Packers QB Aaron Rodgers on a play that resulted in a safety.
- Blocked FG @ New Orleans (10/6) that Antoine Winfield returned for a TD on Monday Night Football, marking the 1st time in Vikings regular season history the team scored on a blocked FG return.

- Notched 2.0 sacks against Jake Delhomme in Vikings 20-10 win vs. Carolina (9/21), part of a 5.0-sack day by the Vikings defense against Carolina.
- Is tied for the Vikings record with 4 defensive TDs in his career (2 INTs, 2 FRs).
- Consensus All-Rookie honoree in 2003.
- Tied Vikings record by starting all 16 games as a rookie and only the 2nd defensive player in team history to accomplish the feat, joining Dewayne Washington in 1994.
- Was the highest-drafted defensive lineman by the Vikings since Chris Doleman was taken #4 overall in 1985.
- Wife, Tasha, ended her collegiate basketball career at Louisiana Tech in 2006 by helping the Lady Techsters to the NCAA Tournament.

#94 PAT WILLIAMS, DT, 12TH YEAR, TEXAS A&M

2008 SEASON: 61 tackles, 37 solo, 1.0 sack, 4.0 tackles for loss, 3 passes defended, 5 QB hurries, 1 FR

2008 HIGHS:

7Tackles.....vs. Chicago, 11/30
 5Solos@ Tennessee, 9/28
 1.0Sack@ Jacksonville, 11/23
 1Passes Defendedvs. Carolina, 9/21; @ New Orleans, 10/6
 1QB Hurries@ New Orleans, 10/6; vs. Detroit, 10/12; @ Chicago, 10/19
 1Fumble Recovery.....@ Chicago, 10/19
 2.0Tackles for Loss.....vs. Chicago, 11/30

SERVICE: 170 GAMES/ 127 STARTS; 62 GAMES/ 62 STARTS AS A VIKING

WILLIAMS' CAREER TOTALS

DEFENSE

TKLS	SOLO	ASST	SACKS	INTS	QBH	PD	FF	FR	TFL
753	509	244	18.5	1 (20t yds)	73	18	6	7 (29)	34.0

WILLIAMS' VIKINGS TOTALS

DEFENSE

TKLS	SOLO	ASST	SACKS	INTS	QBH	PD	FF	FR	TFL
268	168	100	5.5	0	37	17	2	3 (1)	34.0

WILLIAMS' CAREER PLAYOFF STATS

SERVICE: 2 GAMES/ 0 STARTS

DEFENSE

TKLS	SOLO	ASST	SACKS	INTS	QBH	PD	FF	FR	TFL
5	4	1	0	0	0	0	0	0	0

- **EARNED 3RD CAREER PRO BOWL BERTH IN 2008.**
- **Helped Vikings rank #1 in 2008 against the run in the NFL for the 3rd straight season, the 1st NFL team to accomplish the feat since the 1970 AFL-NFL merger.**
- **Inactive for final 2 games of regular season with shoulder injury.**
- **Missed 1st game as a Viking vs. Atlanta (12/21), sidelined with shoulder injury.**
- **Stout defender leads defense that has allowed only 2 opposing RBs to break the 100-yard rushing mark against the Vikings since start of 2006 season.**
- **Huge part of the Vikings claiming the #1 rushing defense in the NFL in 2008 after leading the NFL in rushing defense in 2006 and 2007.**
- **Notched 1st sack of 2008 against Jaguars starter David Garrard at Jacksonville (11/23).**
- Has been selected to past 2 Pro Bowls- representing Vikings following 2006 and 2007 seasons.
- Key element to the Vikings leading the NFL in rushing defense each of the past 2 seasons.
- Along with DT Kevin Williams, joins only legendary duo of Alan Page and Gary Larsen from the Purple People Eaters as a DT tandem that made the Pro Bowl in consecutive seasons.
- Joined fellow DT Kevin Williams in the Pro Bowl, the 1st time since 1970 with 2 Vikings DTs in the game.
- The 1st free agent signed in 2005, part of the ongoing defensive makeover started in 2004.
- Has scored 2 career defensive TDs- a fumble return and an interception return.
- Owns an automobile customizing business in the Twin Cities - Automotive Concepts.

#95 KENECHI UDEZE, DE, 5TH YEAR, SOUTHERN CALIFORNIA

SERVICE: 51 GAMES / 47 STARTS

- **RECOGNIZED BY TEAMMATES WITH THE ED BLOCK COURAGE AWARD FOR 2008.**
- Served as Vikings honorary captain during Vikings game vs. Green Bay (11/9).
- Spent 2008 season on Vikings' Reserve/Non-Football Illness list.
- Underwent bone marrow transplant in July 2008 as he fights leukemia.
- Brother, Thomas, was transplant donor.
- Tied for 2007 lead among Vikings with 5.0 sacks.
- Notched career-best 53 tackles in 2007.
- Key part of the Vikings #1-ranked NFL rush defense in 2006 and 2007.
- Started 30 of 32 games in 2006 and 2007.
- Married to Terrica, couple has a daughter, Bailey.

#96 BRIAN ROBISON, DE, 2ND YEAR, TEXAS

2008 SEASON: 20 tackles, 12 solos, 19 QB hurries, 1 pass defensed, 1 FF, 2.5 sacks, 3.0 tackles for loss

2008 HIGHS:

- 7Tackles.....vs. NY Giants, 12/28
- 4Solosvs. NY Giants, 12/28
- 1.0Sackvs. Green Bay, 11/9; @ Arizona, 12/14
- 4QB Hurriesvs. Green Bay, 11/9
- 1Pass Defensed.....vs. Houston, 11/2
- 1Forced Fumble..... @ Arizona, 12/14
- 1.0Tackle for Loss.....vs. Houston, 12/24; vs. Atlanta, 12/21; vs. NY Giants, 12/28

SERVICE: 31 GAMES / 5 STARTS

ROBISON'S VIKINGS TOTALS

DEFENSE

TKLS	SOLO	ASST	SACKS	INTS	QBH	PD	FF	FR	TFL
41	23	18	7.0	0	26	1	1	2 (1)	7.0

2008 PLAYOFFS: 2 tackles, 2 solo, 1.0 tackle for loss, 7 QB hurries

PLAYOFF SERVICE: 1 GAME / 1 START

- **Started Wild Card Playoff game vs. Philadelphia (1/4/09).**
- **Grabbed his 2nd full sack of the season at Arizona (12/14) when he knocked the ball out of Cardinals QB Kurt Warner's hand.**
- **Had 1st sack of 2008 season vs. Green Bay (11/9) when he caught Aaron Rodgers and posted season-high 4 QB hurries in the Packers game.**
- Notched season-best 4 tackles, a pass defensed and a QB hurry vs. Houston (11/2).
- Named to 2007 All-Rookie team.
- Ranked 3rd in the NFL among 2007 NFL rookies with 4.5 sacks.
- Is the last Vikings player to sack Brett Favre when he played for the Packers.
- Was an exceptional track and field athlete at UT, winning the Big 12 title in shot put and discus and finishing 2nd at the NCAA meet in 2006 in the shot.
- School record holder at UT in shot put.
- Married to high school sweetheart and rodeo barrel racer, Jayme Miller, in spring 2008.

#97 ELLIS WYMS, DT, 8TH YEAR, MISSISSIPPI STATE

2008 SEASON: 6 tackles, 4 solos, 7 QB hurries, 2.5 sacks, 1 pass defensed, 1 forced fumble

2008 HIGHS:

- 1Tackle.....5 times, last @ Detroit, 12/7
- 2QB Hurriesvs. Indianapolis, 9/14
- 1.0Sack @ Jacksonville, 11/23; @ Detroit, 12/7

SERVICE: 95 GAMES/ 9 STARTS; 16 GAMES/0 STARTS AS A VIKING

WYMS' CAREER TOTALS

DEFENSE

TKLS	SOLO	ASST	SACKS	INTs	QBH	PD	FF	FR	TFL
------	------	------	-------	------	-----	----	----	----	-----

147 80 67 18.5 0 -- 4 3 2 --

WYMS' VIKINGS TOTALS

DEFENSE

TKLS	SOLO	ASST	SACKS	INTs	QBH	PD	FF	FR	TFL
4	3	1	2.0	0	6	0	0	0	0.0

2008 PLAYOFFS: 3 tackles, 2 solo, 2 QB hurries

WYMS' CAREER STATS

SERVICE: 8 GAMES/ 0 STARTS

DEFENSE

TKLS	SOLO	ASST	SACKS	INTS	QBH	PD	FF	FR	TFL
13	8	5	2.0	0	2	1	0	1	0

- **Posted 1st sack as a Viking @ Jacksonville (11/23) when he caught Jaguars starter David Garrard.**
- **Notched sack at Detroit (12/7) and shared a sack vs. NY Giants (12/28).**
- Had a pair of QB hurries vs. Indianapolis (9/14).
- Veteran player along the line that has been to the playoffs with Tampa Bay and Seattle.
- Helped Tampa Bay claim Super Bowl XXXVII title with win over Oakland.
- Posted a sack of Raiders QB Rich Gannon in Super Bowl.
- Played 2001-06 with Tampa Bay and 2007 with Seattle.
- Selected with 6th-round pick in 2001 NFL Draft by Buccaneers.
- Fan of Broadway musicals.
- Active in community outreach efforts throughout his NFL career.

#98 LETROY GUION, DT, ROOKIE, FLORIDA STATE

SERVICE: 2 GAMES/0 STARTS

- Inactive for 14 of Vikings 16 games in 2008.
- Played in 1st career game at Tennessee (9/28).
- Inactive for opening 3 games of 2008.
- Selected with 2nd of 2 picks in the 5th round by the Vikings in 2008.
- The Vikings youngest player, turned 21 on 6/21/08.
- Powerful interior player with great potential will learn behind a pair of Pro Bowlers with Pat Williams and Kevin Williams.
- The 1st FSU player drafted by the Vikings since CB Corey Fuller in 1995.
- Entered the NFL Draft after his 3rd season at Florida State.

#99 NAPOLEON HARRIS, LB, 7TH YEAR, NORTHWESTERN

2008 SEASON: 39 tackles, 25 solo, 1 FR (27 yds, TD), 2.0 TFL, 2 QBH, 1.0 sack

2008 HIGHS:

8Tackles.....@ Tampa Bay, 11/16
 8Solos@ Tampa Bay, 11/16
 1.0Sackvs. Green Bay, 11/9
 1QB Hurryvs. Green Bay, 11/9; @ Detroit, 12/7
 1.0Tackle for Loss.....@ Jacksonville, 11/23; vs. NY Giants, 12/28
 1Fumble Recovery.....@ Jacksonville, 11/23
 27tLong Fumble Return@ Jacksonville, 11/23
 1TD@ Jacksonville, 11/23

SERVICE: 96 GAMES/ 72 STARTS; 36 GAMES/21 STARTS AS A VIKING

HARRIS' CAREER TOTALS

DEFENSE

TKLS	SOLO	ASST	SACKS	INTs	QBH	PD	FF	FR	TFL
525	386	139	9.0	4	14	19	6	1	--

HARRIS' VIKINGS TOTALS

DEFENSE

TKLS	SOLO	ASST	SACKS	INTs	QBH	PD	FF	FR	TFL
------	------	------	-------	------	-----	----	----	----	-----

152 109 43 5.0 3 12 10 2 1 2.0

2008 PLAYOFFS: 1 tackle, 1 solo, 1.0 sack, 1 QB hurry

HARRIS' CAREER PLAYOFF STATS

PLAYOFF SERVICE: 3 GAMES/ 3 STARTS

DEFENSE

TKLS	SOLO	ASST	SACKS	INTS	QBH	PD	FF	FR	TFL
18	10	8	1.5	0	1	0	0	0	0

- **Stepped into MLB role in place of injured EJ Henderson for the final 10 games of the season.**
- **Scored 1st career TD on his 1st career FR- a 27-yard return of a botched snap on the 1st play of the game @ Jacksonville (11/23), scoring with only :13 elapsed in the game to tie the Vikings record for the fastest TD scored.**
- **Had season-best 8 tackles @ Tampa Bay (11/16).**
- **Started 1st game in 2008 vs. Houston (11/2), opening at MLB.**
- Signed by Vikings in week leading into game at Chicago (10/19) and played at MLB against the Bears.
- Saw 1st action of 2008 season at Chicago (10/19).
- Released by Kansas City and signed by Vikings on 10/16.
- Spent 2005 and 2006 seasons with Vikings- enjoying one of his best seasons in 2006 with 96 tackles, 2.5 sacks and 3 interceptions.
- Started 14 of 14 games in 2006.
- Acquired from Oakland by Vikings as part of Randy Moss trade in 2005.
- Named to 2002 All-Rookie team with Oakland where he was a 1st-round pick (#23 overall).
- Started in Super Bowl XXXVII for Raiders against Tampa Bay.
- Married to Nicole.
- Earned degree in communications from Northwestern.
- Played basketball at Northwestern as a freshman.
- High school teammates with Washington WR Antwaan Randle El at Thornton Township High in Harvey, IL.

VIKINGS 2008 INJURED RESERVE PLAYERS

#27 MICHAEL BOULWARE, S, 5TH YEAR, FLORIDA STATE

SERVICE: 64 GAMES/ 28 STARTS

BOULWARE'S CAREER TOTALS

DEFENSE

TKLS	SOLO	ASST	SACKS	INTS	QBH	PD	FF	FR	TFL	STT
170	132	38	3.0	11	--	23	3	1		20

- Suffered wrist injury in 2008 preseason finale at Dallas.
- Joined Vikings as a free agent from Houston for the 2008 season.
- Started Super Bowl XL for Seattle and intercepted Ben Roethlisberger in the game.
- Named to All-Rookie team in 2004.
- Brother, Peter, was a starting LB for the Ravens on their Super Bowl XXXV championship team.
- Wife, Jessica, was the national Player of the Year as a softball standout at Florida State.

#41 CHARLES GORDON, CB, 3RD YEAR, KANSAS

2008 SEASON: 16 tackles, 14 solo, 1 INT (0 yds), 2.0 TFL, 3 PD, 1 QB Hurry, 1 FF

15 punt returns, 11 fair catches, 66 yards, 4.4 avg., 20 long

2 kickoff return, 61 yards, 30.5 avg, 42 long

5 special teams tackles

2008 HIGHS:

- 4Tacklesvs. Carolina, 9/21; @ New Orleans, 10/6
- 4Solo Tackles.....@ New Orleans, 10/6
- 1Interceptionvs. Indianapolis, 9/14
- 2.0Tackles For Loss.....@ New Orleans, 10/6
- 1Forced Fumblevs. Green Bay, 11/9
- 1Pass Defensed.....vs. Indianapolis, 9/14; @ New Orleans, 10/6; vs. Houston, 11/2
- 1QB Hurryvs. Detroit, 10/12
- 3Punt Returnsvs. Indianapolis, 9/14; @ Tennessee, 9/28; vs. Detroit, 10/12
- 20Punt Return Yardsvs. Green Bay, 11/9
- 20Long Punt Returnvs. Green Bay, 11/9
- 1Kickoff Return.....vs. Detroit, 10/12; vs. Green Bay, 11/9/08
- 42Long Kickoff Returnvs. Detroit, 10/12

SERVICE: 33 GAMES/ 6 STARTS

GORDON'S CAREER TOTALS

DEFENSE

TKLS	SOLO	ASST	SACKS	INTS	QBH	PD	FF	FR	TFL	STT
62	44	18	0.0	2 (0)	2	8	2	0	4.0	26

- **Injured ankle vs. Green Bay (11/9) and was placed on injured reserve on 11/10.**
- Posted a season-best 20-yard punt return vs. Green Bay (11/9).
- Notched a 42-yard kickoff return vs. Detroit (10/12).
- Snared 2nd career INT vs. Indianapolis (9/14) when he snared a Peyton Manning pass.
- Started 2008 opener at Green Bay as an extra DB when defense opened in nickel package.
- Returned to KU campus during 2008 offseason to complete degree in business.
- Grabbed 1st career INT vs. San Diego (11/4/07) when he snared a Phillip Rivers pass.
- Set KU career punt return record with 999 yards on 96 returns, an average of 10.4 yards per return.

- Was a 1st-Team All-Big 12 honoree as a return man, 2nd-Teamer as a DB and honorable mention at WR.
- Played both ways for KU in 2005, catching 34 passes at WR and notching 28 tackles and 2 INTs as a DB.
- Tied for the NCAA lead with 7 interceptions as a sophomore in 2004.
- Named Academic All-Big 12 in 2003 while majoring in business.

#56 E.J. HENDERSON, LB, 6TH YEAR, MARYLAND

2008 SEASON: 39 tackles, 31 solos, 2 QB Hurries, 1 FF, 1 FR, 1.0 sack, 3.0 TFL, 2 passes defensed

2008 HIGHS:

- 17Tackles.....vs. Carolina, 9/21
- 15Solosvs. Carolina, 9/21
- 1.0Sackvs. Indianapolis, 9/14
- 2.0Tackles For Loss.....vs. Carolina, 9/21
- 2QB Hurriesvs. Carolina, 9/21
- 1Pass Defensedvs. Indianapolis, 9/14; vs. Carolina, 9/21
- 1Forced Fumble.....@ Green Bay, 9/8
- 1Fumble Recoveries.....@ Tennessee, 9/28

SERVICE: 79 GAMES/ 63 STARTS

HENDERSON'S CAREER TOTALS

DEFENSE

TKLS	SOLO	ASST	SACKS	INTS	QBH	PD	FF	FR	TFL	STT
586	415	171	10.5	2 (48)	49	22	4	7	34.0	34

- **Placed on injured reserve on 10/6/08 with dislocated toes on his left foot.**
- Recovered fumble at Tennessee (9/28).
- **Set career-high with 17 tackles vs. Carolina (9/21).**
- **Notched 1st sack of 2008 vs. Indianapolis (9/14) when he caught Peyton Manning.**
- **Moved into 5th place all-time among Vikings LBs with 10.5 sacks, trailing Roy Winston's 11.0 for 4th.**
- Voted by teammates as the Vikings 2007 Defensive MVP.
- Has led the Vikings in tackles in 2004, 2006 and 2007- setting career-high with 155 tackles in 2007.
- Joined on 2008 Vikings by younger brother Erin Henderson, a rookie free agent LB from Maryland.
- Earned Butkus Award and Bednarik Award as the top LB and top defensive player as a senior.
- Selected in 2nd round of 2003 NFL Draft (40th overall) and the 3rd LB taken following Nick Barnett (Green Bay, 29th) and Boss Bailey (Detroit, 34th).
- Active in the Twin Cities community through the Minneapolis Parks and Recreation Board and through the Game Speed Football Academy and E.J. Henderson Youth Foundation.
- Has hosted a basketball tournament in his hometown to benefit kids the past 2 summers.
- Earned bachelor's degree in criminology and criminal justice in 2002.

#60 DREW RADOVICH, T, ROOKIE, SOUTHERN CALIFORNIA

SERVICE: 0 GAMES/ 0 STARTS

- Placed on injured reserve with shoulder injury on 10/13/08.
- Inactive for opening 6 games of 2008.
- Joins 2 other rookie free agents in 2008 to make the 53-man roster after the preseason.
- Classmates with Vikings QB John David Booty at USC.
- Helped USC to Rose Bowl wins as a junior and senior.
- Holds bachelor's degree in sociology.
- Father, Mark, was an Arizona State LB.
- Enjoys surfing and snowboarding.

#59 HEATH FARWELL, LB, 4TH YEAR, SAN DIEGO STATE

SERVICE: 39 GAMES/ 0 STARTS

FARWELL'S CAREER TOTALS**DEFENSE**

TKLS	SOLO	ASST	SACKS	INTS	QBH	PD	FF	FR	TFL	STT
2	0	2	0.0	0	0	0	0	1	0.0	70

- Suffered knee injury in 2008 preseason opener vs. Seattle.
- Vikings special teams leader who earned Special Teams MVP by vote of his teammates in 2006 and 2007.
- Set Vikings record with 7 special teams tackles at NY Giants (11/25/07).
- Tied for 3rd-best single-season special teams tackle total in Vikings history with 32 stops in 2007.
- Tied for Vikings record with 2 outside kick recoveries.
- Active in several community outreach projects, including the RT Autism Foundation and U of M Childrens Hospitals.
- Married in 2008 offseason.

#92 JAYME MITCHELL, DE, 3RD YEAR, MISSISSIPPI**SERVICE:** 23 GAMES/ 0 STARTS**MITCHELL'S CAREER TOTALS****DEFENSE**

TKLS	SOLO	ASST	SACKS	INTS	QBH	PD	FF	FR	TFL	STT
25	13	12	4.0	0	14	1	1	0	1.0	0

- Suffered knee injury in 2008 preseason opener vs. Seattle.
- Experienced DE notched 2.0 sacks on QB Tom Brady vs. New England on Monday Night Football as a rookie in 2006.
- Entered the NFL as a rookie free agent with the Vikings in 2006.
- Teammates at Ole Miss with Vikings lineman Marcus Johnson.



BIOS OF PLAYERS NOT IN
VIKINGS 2008 MEDIA GUIDE

DONTARRIOUS THOMAS

LB / #55

HT 6-2 / WT 241

DOB 9-2-80

COLLEGE: AUBURN

ACQUIRED: D2 FOR 2004 (#48)

NFL: 5th YEAR

VIKINGS: 5th YEAR

GAMES/STARTS (regular season, playoffs) 2004 (16/5, 2/0), 2005 (14/2), 2006 (16/3), 2007 (13/0). Total-59/10, 2/0.

- **Returned to Vikings in Week 7 after the LB corps was thinned by injuries.**
- **Signed as a free agent with San Francisco for the 2008 season but was released following training camp with the 49ers.**
- **In 2004, became first rookie linebacker to start the season opener since 1962 (Jim Christopherson) and only the 4th in team history (Rip Hawkins, Dick Grecni – 1961).**

OFF THE FIELD Took part in NFL Business Management and Entrepreneurial Program at the Wharton School on the campus of the University of Pennsylvania in 2007 offseason...One of only 8 Division I players named a National College Scholar-Athlete, which awards an \$18,000 post-graduate scholarship by the National Football Foundation and College Football Hall of Fame, and was honored at the December 2003 Hall of Fame banquet in New York...Named the inaugural winner of the Scholar-Athlete of the Year Award in the Southeastern Conference...Has volunteered with Viking Victory Hospital Visits and participated in the Vikings/United Way Holiday party for the needy...A 3-time SEC Academic Honor Roll member...Graduated in spring 2003 with degree in management information systems...Offered basketball scholarship by South Carolina.

PRO Versatile LB who has played in 59 games in his opening 4 seasons with 10 starts with the Vikings...In 2004, became the 1st Vikings rookie LB to start the season opener since 1962 (Jim Christopherson) and only the 4th in team history (Rip Hawkins, Dick Grecni – 1961)...Second-round selection in the 2004 NFL Draft (48th overall)...Joined 1st-round DE Kenechi Udeze and 3rd-round DE Darrion Scott to complete a sweep of 1st-day defensive draftees in '04...The 2004 class marked only the 4th time in the Vikings 46 drafts that the team selected defensive players with the first 3 choices, also in 1978, 1997 and 2000...Teammate at Auburn with Vikings DT Spencer Johnson.

2008 Signed by Vikings on 10/6/08...Spent preseason with San Francisco after signing with the 49ers as a free agent.

2007 Played in 13 games before missing the final 2 games of the season with a groin injury...Posted 5 special teams tackles for the season, including a season-high 2 against Philadelphia, 10/28...Stepped in at MLB at Chicago (10/14) in place of an injured E.J. Henderson.

2006 Played in all 16 games and started 3, the most starts he had made since his rookie season in '04...Posted 7 special teams tackles on the season...Started 1st game of the season at Buffalo (10/1) for an injured Ben Leber and recorded 4 tackles...Had a season-high 2 special teams tackles vs. Detroit (10/8)...Started at MLB in place of injured Napoleon Harris at San Francisco (11/5) and helped hold 49ers to 42 rushing yards...Ended the game with 8 tackles and a sack of QB Alex Smith, the 1st full sack of his career...Started at MLB the next week vs. Green Bay (11/12) and posted a season-high 9 tackles.

2005 Tied for 3rd on the team with 18 special teams tackles...Started season opener vs. Tampa Bay (9/11) and posted 4 tackles...Started vs. New Orleans (9/25) and led the LBs with 10 tackles and a pass defended...Posted 3 tackles at Atlanta (10/5) in his 1st pro game in his home state...Inactive vs. Green Bay (10/23) and at Carolina (10/30) with a shoulder injury...Recorded 5 tackles at NY Giants (11/13)...Notched career-high 5 special teams tackles vs. St. Louis (12/11), 1 tackle shy of the team record...Also had 4 tackles against the Rams.

2004 Started 5 games as a rookie and ranked 3rd on team with 16 special teams stops...Saw time in both playoff games...Notched 1st sack of his career on Billy Volek vs. Tennessee (10/24), sharing it with DT Chris Hovan...Posted team-high 16 tackles, including 10 solo, along with a forced fumble and a pass defended vs. Chicago (9/26)...Recorded 1st career fumble recovery vs. Jacksonville (11/28)...Started in Monday Night debut at Philadelphia (9/20) where he recorded 10 tackles and a tackle for loss...Started at MLB at New Orleans (10/17) and led the Vikings' LBs with 10 tackles...Started at MLB at Houston (10/10) and notched 7 tackles to lead the LBs...Started opener vs. Dallas (9/12), finishing the day with 6 tackles, a tackle for loss and a QB hurry...Started at WLB at Indianapolis (11/8) on Monday Night Football.

COLLEGE Helped team to bowl games each of his 4 seasons...Ended Auburn career ranked 8th with 351 total tackles...Named 1st-team All-SEC by league's coaches as a senior...Recipient of the Pat Dye Leadership Award following his junior season...Member of SEC Academic Honor Roll...Named 2nd-team All-SEC by league coaches and SEC Academic Honor Roll in 2001...Named to Freshman All-SEC Team in 2000.

PREP Attended Perry High (GA)...Named to Class 2A All-State team...Played LB, DB, WR and QB during high school tenure...Played basketball and ran track.

THOMAS' CAREER DEFENSIVE STATS

<u>Year</u>	<u>Team</u>	<u>GP</u>	<u>GS</u>	<u>Solo</u>	<u>Asst</u>	<u>Tot</u>	<u>Sack</u>	<u>Ints</u>	<u>PBU</u>	<u>TFL</u>	<u>QBH</u>	<u>FF/FR</u>	<u>STT</u>
2004	Minnesota	16	5	49	27	76	0.5	0	2	3.0	2	1/1	16
	<i>Playoffs</i>	2	0	3	2	5	0.0	0	1	0.0	0	0/0	4
2005	Minnesota	14	2	33	12	45	0.0	0	2	0.0	0	0/0	18
2006	Minnesota	16	3	14	10	24	1.0	0	0	0.0	0	0/0	7
2007	Minnesota	13	0	0	0	0	0.0	0	0	0.0	0	0/0	5
Totals	Regular Ssn	59	10	96	49	145	1.5	0	4	3.0	2	1/1	46
	<i>Playoffs</i>	2	0	3	2	5	0.0	0	1	0.0	0	0	4

THOMAS' SINGLE-GAME CAREER HIGHS

Tackles	16	vs. Chicago, 9/26/04
Sacks	1.0	@ San Francisco, 11/5/06
Forced Fumble	1	vs. Chicago, 9/26/04
Pass Defensed	1	5 times, last @ Detroit, 12/4/05
Fumble Recovery	1	vs. Jacksonville, 11/28/04
QB Hurry	1	vs. Dallas, 9/12/04; @ Chicago, 12/5/04
Tackle For Loss	1	3 times, last vs. Tennessee, 10/24/04

THOMAS' NFL SACKS

<u>GAME</u>	<u>QB</u>	<u>SACKS</u>
vs. Tennessee, 10/24/04	Billy Volek	0.5
@ San Francisco, 11/5/06	Alex Smith	1.0

JIMMY KENNEDY

DT / #71

HT 6-4 / WT 320

DOB 1-15-79

COLLEGE: PENN STATE

ACQUIRED: FA (JAX) FOR '08

NFL: 5TH YEAR

VIKINGS: 1ST YEAR

GAMES/STARTS (regular season, playoffs) 2003 (13/0-StL), 2004 (9/5, 2/2-StL), 2005 (15/9-StL), 2006 (16/16-StL) 2007 (3/0-Chi), 2008 (6/0-Jax). Total- 62/30, 2/2 (53/30-StL, 3/0-Chi, 6/0-Jax).

- **Joined Vikings as a free agent on 12/3/08 after his release from Jacksonville in late November.**
- **Former 1st-round draft pick (#12) by St. Louis in 2003.**
- **Standout Penn State star was named Defensive Lineman of the Year in the Big Ten as a senior.**

OFF THE FIELD Holds degree in rehabilitation services education...Teammates in Chicago with Vikings WR Bernard Berrian and in St. Louis with Vikings QB Gus Frerotte...Native of Yonkers, NY and attended Roosevelt High.

PRO Spent opening 4 seasons of his NFL career with St. Louis before going to Denver in trade on 6/8/07...Released by Broncos on 9/1/07 following 2007 training camp and signed with Chicago for the final 3 games of season, joining team on 12/11/07...Joined Jacksonville as a free agent on 3/5/08...Released by Jaguars in the week following the Vikings-Jags game on 11/23....Signed by Vikings on 12/3/08 in week leading to game at Detroit.

2008 Played in 6 games for the Jaguars before his release...Notched 1.0 sack, 8 tackles and 7 QB hurries during his 6 contests...Played in Jacksonville under former Vikings Pro Bowl LB and Jags head coach Jack Del Rio.

2007 Played in 3 games for Chicago at the end of the season after signing as a free agent on 12/11/07...Acquired by Denver in trade with St. Louis on 6/8/07 but released following training camp.

2006 Started all 16 games at NT for the Rams...Notched lone sack of the season in the regular-season finale at Minnesota (12/31) when he caught Tarvaris Jackson...Posted career-best 55 tackles on the season.

2005 Started 9 of 15 games he played for the Rams and posted career-best 3.0 sacks on the season...Started opening 9 games of the season...Had career-high 2.0 sacks at Arizona (9/18) against Kurt Warner...Had a sack and 6 tackles vs. New Orleans (10/23).

2004 Rebounded from foot injury to come on as a full-time starter late in the season...Inactive for opening 7 games of season...Helped Rams advance to Divisional Round of NFC Playoffs, starting the Wild Card game and Divisional game...Started 1st career game vs. San Francisco (12/5) and had season-high 6 tackles...Started Wild Card game at Seattle and at Atlanta.

2003 Played in 13 games as a rookie...Saw action in 1st game at Seattle (9/21) where he played special teams...Blocked a Todd Peterson PAT try at San Francisco (11/2)...Had season-high 5 tackles vs. Baltimore (11/9).

COLLEGE Tabbed as an All-America by Walter Camp Foundation, The Sporting News and was named the Big Ten Defensive Lineman of the Year...All-Big Ten 1st-Team honoree as a senior and honorable mention as a junior.

PREP Attended Roosevelt High in Yonkers, NY...Earned High School Heisman presented by the Downtown Athletic Club...Was part of 12-0 state championship team as a junior.

KENNEDY'S NFL TOTALS

Year	Tackles		Asst.	Total	Sacks	INTs	PBU	TFL	QBH	FF/FR
	GP/GS	Solo								
2003 (StL)	13/0	8	2	10	0.0	0	0	--	0	0/0
2004 (StL)	9/5	16	15	31	0.0	0	0	--	0	0/0
Playoffs	2/2	6	3	9	1.0	0	0	--	0	0/0
2005 (StL)	15/9	26	27	53	3.0	0	0	--	0	1/0
2006 (StL)	16/16	32	23	55	1.0	0	0	--	0	1/2
2007 (Chi)	3/0	2	1	3	0.0	0	0	--	0	0/0
2008 (Jax)	6/0	4	4	8	1.0	0	0	--	0	0/0
Totals	62/30	82	78	160	5.0	0	0	--	0	2/2
Playoffs	2/2	6	3	9	1.0	0	0	--	0	0/0

NAPOLEON HARRIS

LB / #99

HT 6-2 / WT 255

DOB 2-25-79

COLLEGE: NORTHWESTERN

ACQUIRED: FA (KC) for 2008

NFL: 7TH YEAR

VIKINGS: 3RD YEAR

GAMES/STARTS (regular season, playoffs) 2002 (15/13, 3/3-Oak.), 2003 (16/16-Oak.), 2004 (14/9-Oak.), 2005 (15/3), 2006 (14/14), 2007 (16/13-KC). Total - 90/68, 3/3 (29/17-Minn.).

- **Recorded career-high 2.5 sacks and 3 interceptions in 2006 with the Vikings.**
- **Acquired by Vikings in week leading to game at Chicago in 2008 after his release by Kansas City.**
- **Started at MLB in Super Bowl XXXVII for Raiders against Tampa Bay.**

OFF THE FIELD Married to Nicole...Competed on the Northwestern basketball team as a freshman...Earned bachelor's degree in communications from Northwestern...Hosted celebrity weekend in Chicago featuring golf tournament, yacht party, comedy show and basketball game during July 2005 to benefit youth programs through Napoleon Harris Foundation...Joined other Thornton Township High grads, including NFL WR Tai Streets, in hosting a celebrity golf tournament and basketball game to raise money to help financially troubled school...Napoleon Harris Foundation assists underprivileged kids and has established a scholarship at Thornton Township to assist furthering education...Participated in Vikings Community Tuesday visit to St. Joseph's Home for Children in 2005 when the Vikings selected SJHC to become part of the national Ed Block Courage Center network...Welcomed 10 single mothers from the West Side Boys and Girls Club of St. Paul to the game vs. Pittsburgh in December 2005 as a way of showing appreciation for their tireless work.

PRO Posted a strong season in his second year with the Vikings after being slowed by injuries in 2005...Was a key part of the Vikings ranking #8 in the NFL in total defense and #1 in rush defense, the first time since 1994 the team ranked in the NFL's top 10 in defense...Reunited in 2006 with former Oakland Raiders LB coach Fred Pagac with the Vikings...Has enjoyed best production of his career when studying under coach Pagac in 2002, 2003, and 2006...Acquired as part of blockbuster Randy Moss trade to Oakland along with the #7 overall pick and a 7th-round pick in the 2005 Draft...Selected with the 23rd pick in 2002 by Oakland...Earned All-Rookie honors from Pro Football Weekly...Last 1st-round draft choice from Northwestern before Harris was Chris Hinton, selected 4th overall by Denver in 1983.

2007 Signed by Kansas City as a free agent and led Chiefs with career-best 123 tackles...Snared an interception and sack off Bears QB Rex Grossman and forced a fumble on RB Adrian Peterson at Chicago (9/16)...Notched career-best 15 tackles at NY Jets (12/30)...Shared a sack of Jags QB David Garrard vs. Jacksonville (10/7).

2006 Ranked 3rd on the team with 96 tackles, the 2nd-highest total of his career...Posted a career-high 2.5 sacks and 3 interceptions, the first interceptions of his career...Helped the defense hold opponents to 985 rushing yards on the season, a team record and the 2nd-lowest total in the NFL since the 1970 merger...Recorded a season-high 12 tackles and a sack of Jake Delhomme vs. Carolina (9/17)...Intercepted the 1st pass of his career when he picked off Jon Kitna vs. Detroit (10/8) and added a career-high 4 QB hurries and 9 tackles...Shared a sack of Matt Hasselbeck with Ray Edwards at Seattle (10/22)...Inactive for games at San Francisco (11/5) and vs. Green Bay (11/12) with wrist injury...Grabbed his 2nd INT of the season when he picked off Rex Grossman at Chicago (12/3)...Matched season high with 12 tackles vs. N.Y. Jets (12/17), forced a fumble against Chad Pennington on the 2nd play of the game, and later intercepted Pennington...Matched his season high with 12 tackles vs. St. Louis (12/31) in season finale.

2005 Struggled with injuries that limited his time early on the season...Started 3 of the opening 4 games of the season at SLB...Notched a sack on QB Kyle Orton at Chicago (10/16) in his 1st visit to hometown Soldier Field as a Viking...Had season-high 3 tackles vs. Tampa Bay (9/11) in season opener.

2004 Battled through knee injury that sidelined him for the opening 2 games of the season...Started 9 of the 14 games he played in...Notched season-best 9 tackles in 1st game returning to action, a 30-20 win vs. Tampa Bay (9/26)...Had 8 tackles vs. Denver (10/17)...Posted 6 solo stops in games at San Diego (10/31) and at Kansas City (12/25).

2003 Started all 16 games, splitting time between MLB and OLB, starting the opening 11 games at MLB before moving to OLB for the final 5 contests...Ranked 2nd on team with career-high 109 tackles...Had career-high 2.0 sacks and forced career-high 3 fumbles...Led team in tackles in 4 straight games...Notched at least 6 tackles in 13 games...Had career-high 12 tackles in a 34-31 win vs. San Diego (9/28)...Had 8 tackles and a sack vs. Cincinnati (9/14), catching Jon Kitna for a 10-yard loss...Caught Daunte Culpepper vs. Minnesota (11/16) for his 2nd sack of the season and forced his 1st career fumble on the play...Fumble was recovered by Rod Coleman at the Vikings 1-yard line, which was converted for a TD on the next play on a plunge by Zack Crockett...Started 1st game of career at OLB vs. Denver (11/30) and had 6 tackles...Had team-high 8 tackles in games at Chicago (10/5) and at Cleveland (10/12)...Forced a fumble on Jerome Bettis at Pittsburgh (12/7)...Posted his 3rd forced fumble of the season vs. Baltimore (12/14) on QB Aaron Wright that was recovered by Raiders DE Tyler Brayton and turned into an Oakland FG.

2002 Started 13 of the 15 games he played in regular season and started all 3 games in the Raiders drive to Super Bowl XXXVII...Named to Pro Football Weekly All-Rookie team...Ranked 3rd on team in tackles behind fellow LBs Bill Romanowski and Eric Barton...Joined Oakland teammate TE Doug Jolley as the only rookies to start in the Super Bowl...Helped Oakland rank 2nd in AFC and 6th in NFL in scoring defense...Raiders defense ranked 3rd against the run...Notched season-high 9 tackles vs. San Francisco (11/3)...In NFL debut, played but did not start at MLB vs. Seattle (9/8), shared a sack of Seahawks QB Matt Hasselbeck and ranked 2nd on team with 7 tackles...Started at MLB in all 3 playoff games...Shared sack in AFC Championship game vs. Tennessee (1/19) when he teamed with Chris Cooper to catch Steve McNair and had 7 tackles.

COLLEGE Played football and basketball for Northwestern...Ended college career ranked 11th on Northwestern's all-time tackles list...Moved to DE as a senior and earned All-Big Ten honors after starting all 11 games...Ranked 4th on the team with 78 tackles...Earned All-Big Ten honors as a junior in 2000 after starting all 12 games at OLB...Ranked 2nd on team in tackles and tackles for loss...Had team-high 14 tackles for Wildcats in Alamo Bowl vs. Nebraska...Started 6 of the final 7 games of 1999 as a sophomore and played in 10 contests...Ranked 2nd on team with 110 tackles...Had season-high 23 tackles vs. Indiana...Played in all 12 games as a redshirt freshman in 1999...Suited up for Northwestern basketball team in 1998-99 while redshirting in football...Played in 18 games, averaging 4.9 points, 5.1 rebounds and 15.4 minutes per game...Hit career-high 18 points vs. Ohio State and 13 rebounds against Indiana...Posted double/double with 14 points and 13 rebounds against Indiana.

PREP Standout defensive player at Thornton Township High in Harvey, IL, a suburb of Chicago...Classmate and teammate of Pittsburgh Steelers WR Antwaan Randle El...Earned Defensive Player of the Year honors from numerous media outlets for the Chicagoland area...Starred on basketball team at G and F...Set school record with 23.0 sacks as a senior...Basketball team was ranked #1 for 18 consecutive weeks by USA Today as a senior.

HARRIS' NFL TOTALS

<u>Year</u>	<u>Team</u>	<u>GP</u>	<u>GS</u>	<u>TACKLES</u>						<u>INTERCEPTIONS</u>					<u>FUMBLES</u>			
				<u>Solo</u>	<u>Asst</u>	<u>Tot</u>	<u>Sk</u>	<u>Yds</u>	<u>TFL</u>	<u>QBH</u>	<u>No</u>	<u>Yds</u>	<u>Lg</u>	<u>TD</u>	<u>PD</u>	<u>FF</u>	<u>FR</u>	<u>Yds</u>
2002	Oakland	15	13	59	22	81	0.5	0	--	--	0	0	0	0	2	0	0	0
	<i>Playoffs</i>	3	3	9	8	17	0.5	4.5	--	--	0	0	0	0	0	0	0	0
2003	Oakland	16	16	75	34	109	2.0	19	--	--	0	0	0	0	2	3	0	0
2004	Oakland	14	9	47	14	61	0.0	0	--	--	0	0	0	0	1	0	0	0
2005	Minnesota	15	3	13	7	20	1.0	9	1	1	0	0	0	0	3	0	0	0
2006	Minnesota	14	14	71	25	96	2.5	20	7	9	3	20	11	0	7	2	0	0
2007	Kansas City	16	13	97	26	123	1.5	11	--	2	1	4	4	0	4	1	0	0
TOTALS		90	68	362	128	490	7.5	59	8	12	4	24	11	0	19	6	0	0
<i>Playoffs</i>		3	3	9	8	17	0.5	4.5	--	--	0	0	0	0	0	0	0	0

INTERCEPTIONS

<u>GAME</u>	<u>QB</u>	<u>INTS</u>
vs. Detroit, 10/8/06	Jon Kitna	1 (2)
at Chicago, 12/3/06	Rex Grossman	1 (11)
vs. N.Y. Jets, 12/17/06	Chad Pennington	1 (7)
@ Chicago, 9/16/07	Rex Grossman	1 (4)
Total		4 (24)

SACKS

<u>GAME</u>	<u>QB</u>	<u>SACKS</u>
vs. Seattle, 9/8/02	Matt Hasselbeck	0.5
vs. Tennessee, 1/19/03*	Steve McNair	0.5
vs. Cincinnati, 9/14/03	Jon Kitna	1.0
vs. Minnesota, 11/16/03	Daunte Culpepper	1.0
at Chicago, 10/16/05	Kyle Orton	1.0
vs. Carolina, 9/17/06	Jake Delhomme	1.0
at Seattle, 10/22/06	Matt Hasselbeck	0.5
vs. N.Y. Jets, 12/17/06	Chad Pennington	1.0
@ Chicago, 9/16/07	Rex Grossman	1.0
vs. Jacksonville, 10/7/07	David Garrard	0.5
Total		8.0



OFFICIAL 2008 NFL STATISTICS

WEEK 17 / THROUGH SUNDAY, DECEMBER 28, 2008

TEAM RANKINGS

American Football Conference

Offense Defense

Total Rush Pass Total Rush Pass

Balt.	8	1	13	2	2	2
Buff.	13	9	11	7	10	7
Cin.	16	15	14	6	9	9
Cleve.	15	14	15	13	14	8
Denver	1	7	1	15	13	13
Hou.	2	8	2	11	11	10
Ind.	6	16	3	5	12	3
Jax	9	11	7	10	7	11
K.C.	12	10	10	16	15	14
Miami	5	6	5	8	5	12
N.E.	3	2	6	4	8	6
Jets	7	4	8	9	4	15
Oak.	14	5	16	14	16	5
Pitt.	11	13	9	*1	1	*1
S.D.	4	12	4	12	6	16
Tenn.	10	3	12	3	3	4

National Football Conference

Offense Defense

Total Rush Pass Total Rush Pass

Ariz.	2	16	2	9	8	12
Atl.	3	2	8	13	13	11
Car.	7	3	10	8	12	7
Chi.	13	11	11	11	3	15
Dallas	8	9	5	5	6	3
Det.	16	15	13	16	16	14
G.B.	5	7	4	10	14	6
Minn.	10	4	14	4	*1	8
N.O.	*1	14	*1	12	9	13
Giants	4	*1	9	3	5	5
Phil.	6	10	3	1	2	1
St. L.	14	12	15	14	15	9
S.F.	12	13	7	7	7	10
Sea.	15	8	16	15	10	16
T.B.	9	6	6	6	11	2
Wash.	11	5	12	2	4	4

National Football League

Offense Defense

Total Rush Pass Total Rush Pass

Ariz.	4	32	2	19	16	22
Atl.	6	2	14	24	25	21
Balt.	18	4	28	2	3	2
Buff.	25	14	22	14	22	13
Car.	10	3	19	18	20	16
Chi.	26	24	21	21	5	30
Cin.	32	29	30	12	21	15
Cleve.	31	26	31	26	28	14
Dallas	13	21	9	8	12	5
Denver	2	12	3	29	27	26
Det.	30	30	24	32	32	27
G.B.	8	17	8	20	26	12
Hou.	3	13	4	22	23	17
Ind.	15	31	5	11	24	6
Jax	20	18	15	17	13T	24
K.C.	24	16	20	31	30	28
Miami	12	11	10	15	10	25
Minn.	17	5	25	6	*1	18
N.E.	5	6	12	10	15	11
N.O.	*1	28	*1	23	17	23
Giants	7	*1	18	5	9	8
Jets	16	9	16	16	7	29
Oak.	29	10	32	27	31	10
Phil.	9	22	6	3	4	3
Pitt.	22	23	17	*1	2	*1
St. L.	27	25	26	28	29	19
S.D.	11	20	7	25	11	31
S.F.	23	27	13	13	13T	20
Sea.	28	19	29	30	18	32
T.B.	14	15	11	9	19	4
Tenn.	21	7	27	7	6	9
Wash.	19	8	23	4	8	7

T = Tied for position

* = League Leader

WEEK 17 / THROUGH SUNDAY, DECEMBER 28, 2008

AFC / TEAM/OFFENSE RANK

Tm	(A)	(B)	(C)	(D)	(E)	(F)	(G)	(H)	(I)	(J)	(K)	(L)	(M)	(N)	(O)	(P)	(Q)
BAL	8	13	1	12	13	8	8	10	9	8	5	11	16	5	3	4	10t
BUF	13	10	9	9	11	11	13	12	11	10	11	1	3	8	5	11	13
CIN	16	16	15	15	14	16	10	16	14	14	9	13	5	16	16	16	2
CLE	15	15	14	13	15	15	15	4	15	15	12t	12	9	4	4	15	8
DEN	1	1	7	1	1	3	9	1	2	2	14	8	10	2	7	7	15
HOU	2	3	8	7	2	2	14	8	3	5	6	3	11	13	15	8	3t
IND	6	5	16	16	3	5	3	2	4	1	3	16	13	6	6	5	10t
JAC	9	11	11	10	7	12	6	11	5	9	7	10	8	11	9	12	14
KC	12	8	10	2	10	13	11	9	12	11	15	14	12	7	8	13	16
MIA	5	4	6	8	5	4	1	6	6t	12	4	7	15	10	14	10	7
NE	3	7	2	4	6	6	4	13	1	4	1	6	2	9	10	2	1
NYJ	7	6	4	3	8	10	16	7	6t	6	8	4	6	14	13	3	9
OAK	14	14	5	5	16	14	7	14	16	16	12t	2	7	1	1	14	10t
PIT	11	12	13	14	9	9	12	15	10	7	16	15	14	15	12	9	5
SD	4	2	12	11	4	1	5	5	8	3	2	5	4	3	2	1	6
TEN	10	9	3	6	12	7	2	3	13	13	10	9	1	12	11	6	3t

AFC / OPPONENT/DEFENSE RANK

Tm	(A)	(B)	(C)	(D)	(E)	(F)	(G)	(H)	(I)	(J)	(K)	(L)	(M)	(N)	(O)	(P)	(Q)	(R)	(S)
BAL	2	2	2	2	2	2	2	7	1	2	1	3	9	4	8	3	15	1t	2
BUF	7	7	10	11	7	9	15	12	6	4	9	12	2	14	7	7	6	9	12
CIN	6	5	9	5	9	8	14	15	7t	10	6t	7	7	9	11	11	16	16	13
CLE	13	12	14	13	8	15	1	14	11t	14	13	4	10	1	1	9	2	13	16
DEN	15	16	13	15	13	13	16	11	14	11	11	14	15	15	15	16	13	12	6
HOU	11	14	11	12	10	12	10	10	9	7	16	13	6	12	9	14	7	10	4
IND	5	4	12	9	3	4	7	8	10	15t	3t	8	12	13	14	4	8	6	5
JAC	10	13	7	6	11	16	9	9	5	9	6t	5	3	5	6	12	11	11	11
KC	16	15	15	16	14	14	11	16	16	15t	3t	9	11	11	10	15	14	15	14
MIA	8	9	5	10	12	6	6	3	7t	5	12	15	13	16	16	6	12	8	8
NE	4	8	8	8	6	10	8	6	3	12	2	16	5	6	4	5	5	4	3
NYJ	9	6	4	4	15	5	13	4	11t	6	15	11	4	8	5	10	10	7	9
OAK	14	11	16	14	5	11	5	5	13	13	14	10	14	7	2	13	3	14	15
PIT	1	1	1	1	1	1	3	1	2	1	8	1	1	3	12	1	9	3	1
SD	12	10	6	7	16	7	12	13	15	8	10	2	8	10	13	8	4	5	10
TEN	3	3	3	3	4	3	4	2	4	3	5	6	16	2	3	2	1	1t	7

- (A) Total Yards per Game
- (B) Yards per Play
- (C) Rushing Yards per Game
- (D) Rushing Yards per Attempt
- (E) Passing Net Yards per Game
- (F) Passing Net Yards per Play
- (G) Passing, Percent Had Intercepted
- (H) Sacks per Pass Play
- (I) First Downs per Game
- (J) Third Down Efficiency
- (K) Fourth Down Efficiency
- (L) Punt Return Average
- (M) Kickoff Return Average
- (N) Gross Punting Average
- (O) Net Punting Average
- (P) Points per Game
- (Q) Field Goal Percentage
- Combined Offense/Defense Rank
- (R) Points per Game Differential
- (S) Net Yards per Game Differential

WEEK 17 / THROUGH SUNDAY, DECEMBER 28, 2008

NFC / TEAM/OFFENSE RANK

Tm	(A)	(B)	(C)	(D)	(E)	(F)	(G)	(H)	(I)	(J)	(K)	(L)	(M)	(N)	(O)	(P)	(Q)
ARI	2	3	16	16	2	4	4	4	3	6	6t	14	15	12	15	2t	7
ATL	3	4	2	5	8	2	6	3	5	3	10	7	6	16	8	7	2
CAR	7	2	3	2	10	3	10	5	11t	8	16	2	10	11	9	6	5
CHI	13	13	11	14	11	13	8	6	14	12	15	15	3	14	4	9	6
DAL	8	5	9	6	5	6	13	7	10	5	3	16	12	9	11	10	4
DET	16	15	15	15	13	14	14t	15	16	16	6t	13	14	8	5	14	1
GB	5	7	7	8	4	5	5	10	6	2	13t	3	16	13	13	4	15
MIN	10	10	4	3	14	11	16	14	9	9	6t	12	11	3	14	8	11
NO	1	1	14	11	1	1	9	1	1	1	4t	1	5	4	12	1	14
NYG	4	6	1	1	9	8	2	9	2	4	11t	8	8	7	2	2t	3
PHI	6	8	10	12	3	7	7	2	4	7	13t	9	7	10	6	5	13
STL	14	16	12	13	15	15	12	13	15	14	9	10	13	1	1	16	10
SF	12	11	13	10	7	10	14t	16	11t	11	11t	4	9	2	3	12	9
SEA	15	14	8	7	16	16	11	12	13	15	1	5	1	5	10	13	8
TB	9	9	6	9	6	9	3	8	7	10	4t	6	4	6	7	11	12
WAS	11	12	5	4	12	12	1	11	8	13	2	11	2	15	16	15	16

NFC / OPPONENT/DEFENSE RANK

Tm	(A)	(B)	(C)	(D)	(E)	(F)	(G)	(H)	(I)	(J)	(K)	(L)	(M)	(N)	(O)	(P)	(Q)	(R)	(S)
ARI	9	11	8	6	12	13	9	11	12	15	16	15	14	15	16	14	3	10	7
ATL	13	13	13	14	11	10	13	8	11	8	7	1	4	14	15	5	5	5	11
CAR	8	8	12	12	7	3	12	7	9	11	5	4	5	16	9	6	8t	3	9
CHI	11	3	3	2	15	6	3	16	13	3	6	2	13	3	7	8	4	9	13
DAL	5	2	6	10	3	2	15	1	6	5	8t	12	3	12	13	9	12	11	4
DET	16	16	16	16	14	16	16	5	16	16	10	7	9	9	12	16	11	16	16
GB	10	10	14	13	6	8	2	14	8	9	15	6	10	11	8	10	6t	7	10
MIN	4	4	1	1	8	9	10	3	2	2	3t	16	11	7	14	7	1	6	5
NO	12	12	9	9	13	12	6	13	10	12	8t	13	12	1	1	13	13	4	2
NYG	3	6	5	7	5	4	4	4	5	13	1	3	6	6	5	2	2	1	3
PHI	1	1	2	3	1	1	5	2	1	1	2	5	7	4	4	1	8t	2	1
STL	14	15	15	15	9	15	7	6	14	10	13t	11	16	13	11	15	16	15	14
SF	7	7	7	4	10	11	11	12	7	7	12	8	8	2	3	11	6t	13	12
SEA	15	14	10	8	16	14	14	9	15	14	11	10	15	10	10	12	14	14	15
TB	6	9	11	11	2	7	1	10	3t	6	3t	9	2	8	2	4	15	8	6
WAS	2	5	4	5	4	5	8	15	3t	4	13t	14	1	5	6	3	8t	12	8

- (A) Total Yards per Game
- (B) Yards per Play
- (C) Rushing Yards per Game
- (D) Rushing Yards per Attempt
- (E) Passing Net Yards per Game
- (F) Passing Net Yards per Play
- (G) Passing, Percent Had Intercepted
- (H) Sacks per Pass Play
- (I) First Downs per Game
- (J) Third Down Efficiency
- (K) Fourth Down Efficiency
- (L) Punt Return Average
- (M) Kickoff Return Average
- (N) Gross Punting Average
- (O) Net Punting Average
- (P) Points per Game
- (Q) Field Goal Percentage
- Combined Offense/Defense Rank
- (R) Points per Game Differential
- (S) Net Yards per Game Differential

WEEK 17 / THROUGH SUNDAY, DECEMBER 28, 2008

NFL / TEAM/OFFENSE RANK

Tm	(A)	(B)	(C)	(D)	(E)	(F)	(G)	(H)	(I)	(J)	(K)	(L)	(M)	(N)	(O)	(P)	(Q)
BAL	18	25	4	22	28	17	16	22	14	15	6	19	31	8	5	11	24t
BUF	25	21	14	16	22	22	23	24	21t	17	25	1	7	14	7	23	28
CIN	32	32	29	30	30	32	20	30	29	27	14t	26	14	32	30	32	10
CLE	31	31	26	26	31	31	31	9	31	28	26t	23	19	7	6	30t	20
DEN	2	2	12	3	3	7	19	1	2t	3	29	13	23	5	13	16	30
HOU	3	4	13	13	4	5	25	17	4	10	8	3	26	24	28	17	11t
IND	15	12	31	32	5	9	5	3	7	1	4	32	28	12	9	13	24t
JAC	20	22	18	17	15	23	11	23	10	16	9t	15	18	20	18	24	29
KC	24	19	16	4	20	26	21	19	24	21	30	29	27	13	15	26	31
MIA	12	7	11	15	10	8	2	11	11t	23	5	11	30	18	27	21	19
NE	5	14	6	7	12	13	6	26	1	7	2	9	3	15	20	8	6
NYJ	16	13	9	5	16	21	32	14	11t	13	11	7	15	25	26	9	21
OAK	29	27	10	10	32	29	13	27	32	32	26t	2	17	2	1	29	24t
PIT	22	24	23	29	17	20	22	29	20	14	32	31	29	30	25	20	14
SD	11	3	20	19	7	1	7	10	13	4	3	8	9	6	2	2	17
TEN	21	20	7	11	27	16	3	4	25	24	20t	14	1	21	21	14t	11t
ARI	4	6	32	31	2	6	9	7	6	11	14t	27	25	26	31	3t	8
ATL	6	8	2	9	14	3	12	6	9	6	19	17	10	31	16	10	2
CAR	10	5	3	2	19	4	18	8	21t	18	31	5	16	23	17	7	5
CHI	26	26	24	27	21	25	15	12	27	25	26t	28	5	28	10	14t	7
DAL	13	9	21	12	9	11	27	13	19	9	9t	30	21	19	22	18	4
DET	30	29	30	28	24	27	28t	31	30	31	14t	25	24	17	11	27	1
GB	8	11	17	18	8	10	10	18	15	5	23t	6	32	27	24	5	27
MIN	17	17	5	6	25	19	30	28	18	19	14t	24	20	4	29	12	16
NO	1	1	28	23	1	2	17	2	2t	2	12t	4	8	9	23	1	23
NYG	7	10	1	1	18	14	4	16	5	8	20t	18	12	16	4	3t	3
PHI	9	15	22	24	6	12	14	5	8	12	23t	20	11	22	12	6	22
STL	27	30	25	25	26	28	26	25	28	29	18	21	22	1	3	30t	15
SF	23	18	27	21	13	18	28t	32	21t	22	20t	10	13	3	8	22	11t
SEA	28	28	19	14	29	30	24	21	26	30	1	12	2	10	19	25	9
TB	14	16	15	20	11	15	8	15	16	20	12t	16	6	11	14	19	18
WAS	19	23	8	8	23	24	1	20	17	26	7	22	4	29	32	28	32

Team/Offense Rank

- (A) Total Yards per Game
- (B) Yards per Play
- (C) Rushing Yards per Game
- (D) Rushing Yards per Attempt
- (E) Passing Net Yards per Game
- (F) Passing Net Yards per Play
- (G) Passing, Percent Had Intercepted
- (H) Sacks per Pass Play
- (I) First Downs per Game
- (J) Third Down Efficiency
- (K) Fourth Down Efficiency
- (L) Punt Return Average
- (M) Kickoff Return Average
- (N) Gross Punting Average
- (O) Net Punting Average
- (P) Points per Game
- (Q) Field Goal Percentage

WEEK 17 / THROUGH SUNDAY, DECEMBER 28, 2008

NFL / OPPONENT/DEFENSE RANK

Tm	(A)	(B)	(C)	(D)	(E)	(F)	(G)	(H)	(I)	(J)	(K)	(L)	(M)	(N)	(O)	(P)	(Q)	(R)	(S)
BAL	2	3	3	5	2	3	2	14	1	3	1	6	15	9	13	3	30	1t	5
BUF	14	18	22	21	13	20	27	26	12t	9	15t	23	2	29	12	14	11	20	24
CIN	12	12	21	10	15	19	23	31	15t	24	11t	14	13	17	19	19	31	30	26
CLE	26	25	28	25	14	29	1	30	24t	30	25	9	17	1	1	16t	2	27	31
DEN	29	30	27	30	26	27	31	24	29	25	18	28	28	31	30	30	27	25	14
HOU	22	28	23	24	17	25	17	23	19	16	32	26	11	24	15	27	17t	21	8
IND	11	10	24	17	6	9	11	15	20	31t	7t	15	24	25	27	7	20	9	13
JAC	17	27	13t	13	24	30	15	16	11	22	11t	12	3	10	11	21	24	24	22
KC	31	29	30	31	28	28	20	32	31	31t	7t	16	22	20	16	29	28	29	27
MIA	15	20	10	18	25	17	10	7	15t	10	21	29	25	32	31	9	26	16	18
NE	10	19	15	15	11	21	12	13	7t	26	2	31	10	11	7	8	10	6	6
NYJ	16	14	7	7	29	16	22	8	24t	15	29	19	7	13	8	18	23	12	20
OAK	27	23	31	27	10	22	8	9	28	27	28	18	27	12	2	24	5	28	29
PIT	1	1	2	1	1	1	5	2	2	1	13t	4	1	6	24	1	22	5	2
SD	25	21	11	14	31	18	21	28	30	20	17	5	14	19	25	15	6	7	21
TEN	7	4	6	6	9	4	7	6	9t	6	9	13	29	3	6	2	1	1t	15
ARI	19	17	16	11	22	24	19	20	22	28	31	30	30	28	32	28	7	18	11
ATL	24	24	25	28	21	14	28	17	21	13	15t	1	8	27	29	11	9	11	19
CAR	18	13	20	23	16	6	26	12	15t	18	10	7	9	30	20	12	14t	8	16
CHI	21	6	5	3	30	10	6	29	23	5	13t	2	26	5	17	16t	8	17	25
DAL	8	5	12	20	5	5	30	1	9t	8	19t	24	6	23	26	20	19	19	7
DET	32	32	32	32	27	32	32	10	32	29	22	11	19	18	23	32	17t	32	32
GB	20	16	26	26	12	12	4	25	14	14	30	10	20	22	18	22	12t	14	17
MIN	6	7	1	2	18	13	24	4	4	4	5t	32	21	15	28	13	3	13	9
NO	23	22	17	19	23	23	14	22	18	19	19t	25	23	2	3	26	21	10	3
NYG	5	9	9	12	8	7	9	5	7t	21	3	3	12	14	10	5	4	3	4
PHI	3	2	4	4	3	2	13	3	3	2	4	8	16	7	9	4	14t	4	1
STL	28	31	29	29	19	31	16	11	26	17	26t	22	32	26	22	31	32	31	28
SF	13	11	13t	8	20	15	25	21	12t	12	24	17	18	4	5	23	12t	23	23
SEA	30	26	18	16	32	26	29	18	27	23	23	21	31	21	21	25	25	26	30
TB	9	15	19	22	4	11	3	19	5t	11	5t	20	5	16	4	10	29	15	10
WAS	4	8	8	9	7	8	18	27	5t	7	26t	27	4	8	14	6	14t	22	12

Opponent/Defense Rank

- (A) Total Yards per Game
 - (B) Yards per Play
 - (C) Rushing Yards per Game
 - (D) Rushing Yards per Attempt
 - (E) Passing Net Yards per Game
 - (F) Passing Net Yards per Play
 - (G) Passing, Percent Had Intercepted
 - (H) Sacks per Pass Play
 - (I) First Downs per Game
 - (J) Third Down Efficiency
 - (K) Fourth Down Efficiency
 - (L) Punt Return Average
 - (M) Kickoff Return Average
 - (N) Gross Punting Average
 - (O) Net Punting Average
 - (P) Points per Game
 - (Q) Field Goal Percentage
- Combined Offense/Defense Rank
- (R) Points per Game Differential
 - (S) Net Yards per Game Differential

WEEK 17 / THROUGH SUNDAY, DECEMBER 28, 2008**AFC / TOTAL OFFENSE**

Rank	Team	Total	Rushing	Passing	Total	Rushing	Passing
1)	Denver	6333	1862	4471	395.8	116.4	279.4
2)	Houston	6113	1846	4267	382.1	115.4	266.7
3)	New England	5847	2278	3569	365.4	142.4	223.1
4)	San Diego	5584	1726	3858	349.0	107.9	241.1
5)	Miami	5529	1897	3632	345.6	118.6	227.0
6)	Indianapolis	5368	1274	4094	335.5	79.6	255.9
7)	New York Jets	5307	2004	3303	331.7	125.3	206.4
8)	Baltimore	5184	2376	2808	324.0	148.5	175.5
9)	Jacksonville	5106	1774	3332	319.1	110.9	208.3
10)	Tennessee	5018	2199	2819	313.6	137.4	176.2
11)	Pittsburgh	4991	1690	3301	311.9	105.6	206.3
12)	Kansas City	4939	1810	3129	308.7	113.1	195.6
13)	Buffalo	4882	1842	3040	305.1	115.1	190.0
14)	Oakland	4356	1987	2369	272.3	124.2	148.1
15)	Cleveland	3985	1605	2380	249.1	100.3	148.8
16)	Cincinnati	3926	1520	2406	245.4	95.0	150.4

AFC / TOTAL DEFENSE

Rank	Team	Total	Rushing	Passing	Total	Rushing	Passing
1)	Pittsburgh	3795	1284	2511	237.2	80.3	156.9
2)	Baltimore	4177	1302	2875	261.1	81.4	179.7
3)	Tennessee	4698	1502	3196	293.6	93.9	199.8
4)	New England	4944	1722	3222	309.0	107.6	201.4
5)	Indianapolis	4975	1966	3009	310.9	122.9	188.1
6)	Cincinnati	5208	1921	3287	325.5	120.1	205.4
7)	Buffalo	5217	1946	3271	326.1	121.6	204.4
8)	Miami	5264	1620	3644	329.0	101.3	227.8
9)	New York Jets	5270	1518	3752	329.4	94.9	234.5
10)	Jacksonville	5295	1709	3586	330.9	106.8	224.1
11)	Houston	5385	1962	3423	336.6	122.6	213.9
12)	San Diego	5599	1641	3958	349.9	102.6	247.4
13)	Cleveland	5704	2431	3273	356.5	151.9	204.6
14)	Oakland	5775	2555	3220	360.9	159.7	201.3
15)	Denver	5993	2337	3656	374.6	146.1	228.5
16)	Kansas City	6291	2543	3748	393.2	158.9	234.3

WEEK 17 / THROUGH SUNDAY, DECEMBER 28, 2008**NFC / TOTAL OFFENSE**

Rank	Team	Total	Rushing	Passing	Total	Rushing	Passing
1)	New Orleans	6571	1594	4977	410.7	99.6	311.1
2)	Arizona	5852	1178	4674	365.8	73.6	292.1
3)	Atlanta	5779	2443	3336	361.2	152.7	208.5
4)	New York Giants	5695	2518	3177	355.9	157.4	198.6
5)	Green Bay	5618	1805	3813	351.1	112.8	238.3
6)	Philadelphia	5608	1697	3911	350.5	106.1	244.4
7)	Carolina	5595	2437	3158	349.7	152.3	197.4
8)	Dallas	5512	1723	3789	344.5	107.7	236.8
9)	Tampa Bay	5456	1837	3619	341.0	114.8	226.2
10)	Minnesota	5294	2338	2956	330.9	146.1	184.8
11)	Washington	5120	2095	3025	320.0	130.9	189.1
12)	San Francisco	4978	1599	3379	311.1	99.9	211.2
13)	Chicago	4734	1673	3061	295.9	104.6	191.3
14)	St. Louis	4596	1649	2947	287.3	103.1	184.2
15)	Seattle	4385	1768	2617	274.1	110.5	163.6
16)	Detroit	4292	1332	2960	268.3	83.3	185.0

NFC / TOTAL DEFENSE

Rank	Team	Total	Rushing	Passing	Total	Rushing	Passing
1)	Philadelphia	4389	1476	2913	274.3	92.3	182.1
2)	Washington	4621	1526	3095	288.8	95.4	193.4
3)	New York Giants	4672	1533	3139	292.0	95.8	196.2
4)	Minnesota	4679	1230	3449	292.4	76.9	215.6
5)	Dallas	4709	1706	3003	294.3	106.6	187.7
6)	Tampa Bay	4898	1901	2997	306.1	118.8	187.3
7)	San Francisco	5216	1709	3507	326.0	106.8	219.2
8)	Carolina	5299	1912	3387	331.2	119.5	211.7
9)	Arizona	5304	1764	3540	331.5	110.3	221.3
10)	Green Bay	5349	2105	3244	334.3	131.6	202.8
11)	Chicago	5355	1496	3859	334.7	93.5	241.2
12)	New Orleans	5432	1885	3547	339.5	117.8	221.7
13)	Atlanta	5572	2046	3526	348.3	127.9	220.4
14)	St. Louis	5950	2475	3475	371.9	154.7	217.2
15)	Seattle	6048	1899	4149	378.0	118.7	259.3
16)	Detroit	6470	2754	3716	404.4	172.1	232.3

WEEK 17 / THROUGH SUNDAY, DECEMBER 28, 2008

NFL / TOTAL OFFENSE

Rank	Team	Total	Rushing	Passing	Total	Rushing	Passing
1)	New Orleans	6571	1594	4977	410.7	99.6	311.1
2)	Denver	6333	1862	4471	395.8	116.4	279.4
3)	Houston	6113	1846	4267	382.1	115.4	266.7
4)	Arizona	5852	1178	4674	365.8	73.6	292.1
5)	New England	5847	2278	3569	365.4	142.4	223.1
6)	Atlanta	5779	2443	3336	361.2	152.7	208.5
7)	New York Giants	5695	2518	3177	355.9	157.4	198.6
8)	Green Bay	5618	1805	3813	351.1	112.8	238.3
9)	Philadelphia	5608	1697	3911	350.5	106.1	244.4
10)	Carolina	5595	2437	3158	349.7	152.3	197.4
11)	San Diego	5584	1726	3858	349.0	107.9	241.1
12)	Miami	5529	1897	3632	345.6	118.6	227.0
13)	Dallas	5512	1723	3789	344.5	107.7	236.8
14)	Tampa Bay	5456	1837	3619	341.0	114.8	226.2
15)	Indianapolis	5368	1274	4094	335.5	79.6	255.9
16)	New York Jets	5307	2004	3303	331.7	125.3	206.4
17)	Minnesota	5294	2338	2956	330.9	146.1	184.8
18)	Baltimore	5184	2376	2808	324.0	148.5	175.5
19)	Washington	5120	2095	3025	320.0	130.9	189.1
20)	Jacksonville	5106	1774	3332	319.1	110.9	208.3
21)	Tennessee	5018	2199	2819	313.6	137.4	176.2
22)	Pittsburgh	4991	1690	3301	311.9	105.6	206.3
23)	San Francisco	4978	1599	3379	311.1	99.9	211.2
24)	Kansas City	4939	1810	3129	308.7	113.1	195.6
25)	Buffalo	4882	1842	3040	305.1	115.1	190.0
26)	Chicago	4734	1673	3061	295.9	104.6	191.3
27)	St. Louis	4596	1649	2947	287.3	103.1	184.2
28)	Seattle	4385	1768	2617	274.1	110.5	163.6
29)	Oakland	4356	1987	2369	272.3	124.2	148.1
30)	Detroit	4292	1332	2960	268.3	83.3	185.0
31)	Cleveland	3985	1605	2380	249.1	100.3	148.8
32)	Cincinnati	3926	1520	2406	245.4	95.0	150.4

WEEK 17 / THROUGH SUNDAY, DECEMBER 28, 2008

NFL / TOTAL DEFENSE

Rank	Team	Total	Rushing	Passing	Total	Rushing	Passing
1)	Pittsburgh	3795	1284	2511	237.2	80.3	156.9
2)	Baltimore	4177	1302	2875	261.1	81.4	179.7
3)	Philadelphia	4389	1476	2913	274.3	92.3	182.1
4)	Washington	4621	1526	3095	288.8	95.4	193.4
5)	New York Giants	4672	1533	3139	292.0	95.8	196.2
6)	Minnesota	4679	1230	3449	292.4	76.9	215.6
7)	Tennessee	4698	1502	3196	293.6	93.9	199.8
8)	Dallas	4709	1706	3003	294.3	106.6	187.7
9)	Tampa Bay	4898	1901	2997	306.1	118.8	187.3
10)	New England	4944	1722	3222	309.0	107.6	201.4
11)	Indianapolis	4975	1966	3009	310.9	122.9	188.1
12)	Cincinnati	5208	1921	3287	325.5	120.1	205.4
13)	San Francisco	5216	1709	3507	326.0	106.8	219.2
14)	Buffalo	5217	1946	3271	326.1	121.6	204.4
15)	Miami	5264	1620	3644	329.0	101.3	227.8
16)	New York Jets	5270	1518	3752	329.4	94.9	234.5
17)	Jacksonville	5295	1709	3586	330.9	106.8	224.1
18)	Carolina	5299	1912	3387	331.2	119.5	211.7
19)	Arizona	5304	1764	3540	331.5	110.3	221.3
20)	Green Bay	5349	2105	3244	334.3	131.6	202.8
21)	Chicago	5355	1496	3859	334.7	93.5	241.2
22)	Houston	5385	1962	3423	336.6	122.6	213.9
23)	New Orleans	5432	1885	3547	339.5	117.8	221.7
24)	Atlanta	5572	2046	3526	348.3	127.9	220.4
25)	San Diego	5599	1641	3958	349.9	102.6	247.4
26)	Cleveland	5704	2431	3273	356.5	151.9	204.6
27)	Oakland	5775	2555	3220	360.9	159.7	201.3
28)	St. Louis	5950	2475	3475	371.9	154.7	217.2
29)	Denver	5993	2337	3656	374.6	146.1	228.5
30)	Seattle	6048	1899	4149	378.0	118.7	259.3
31)	Kansas City	6291	2543	3748	393.2	158.9	234.3
32)	Detroit	6470	2754	3716	404.4	172.1	232.3

WEEK 17 / THROUGH SUNDAY, DECEMBER 28, 2008

NFL / TAKE-AWAYS, GIVE-AWAYS

Rank	Team	TAKE-AWAYS			GIVE-AWAYS			Net
		Int	Fum	Total	Int	Fum	Total	Diff
1)	Miami	18	12	30	7	6	13	= +17
2)	Tennessee	20	11	31	9	8	17	= +14
3)	Baltimore	26	8	34	12	9	21	= +13
4t)	Indianapolis	15	11	26	12	5	17	= +9
4t)	New York Giants	17	5	22	10	3	13	= +9
6)	Green Bay	22	6	28	13	8	21	= +7
7)	Carolina	12	13	25	12	7	19	= +6
8t)	Cleveland	23	8	31	20	6	26	= +5
8t)	Kansas City	13	16	29	16	8	24	= +5
8t)	Chicago	22	10	32	14	13	27	= +5
11t)	Pittsburgh	20	9	29	15	10	25	= +4
11t)	San Diego	15	9	24	11	9	20	= +4
11t)	Tampa Bay	22	8	30	13	13	26	= +4
14)	Philadelphia	15	14	29	16	10	26	= +3
15t)	New England	14	8	22	11	10	21	= +1
15t)	Oakland	16	8	24	11	12	23	= +1
17t)	Arizona	13	17	30	15	15	30	= 0
17t)	Washington	13	5	18	6	12	18	= 0
19)	New York Jets	14	16	30	23	8	31	= -1
20)	Cincinnati	12	12	24	15	11	26	= -2
21)	Atlanta	10	8	18	11	10	21	= -3
22)	New Orleans	15	7	22	18	8	26	= -4
23)	St. Louis	12	14	26	19	12	31	= -5
24)	Minnesota	12	13	25	17	14	31	= -6
25t)	Jacksonville	13	4	17	13	11	24	= -7
25t)	Seattle	9	11	20	15	12	27	= -7
27)	Buffalo	10	12	22	15	15	30	= -8
28)	Detroit	4	16	20	19	10	29	= -9
29)	Houston	12	10	22	20	12	32	= -10
30)	Dallas	8	14	22	20	13	33	= -11
31t)	Denver	6	7	13	18	12	30	= -17
31t)	San Francisco	12	6	18	19	16	35	= -17
	Totals	465	328	793	465	328	793	= 0

WEEK 17 / THROUGH SUNDAY, DECEMBER 28, 2008

NFL / LEADING PASSERS

Player, Team	Pct			Avg		Pct			Pct Rating		
	Att	Comp	Comp	Yds	Gain	TD	TD	Long	Int	Int	Points
Rivers, S.D.	478	312	65.3	4009	8.39	34	7.1	67	11	2.3	105.5
Pennington, Mia.	476	321	67.4	3653	7.67	19	4.0	80t	7	1.5	97.4
Warner, Ariz	598	401	67.1	4583	7.66	30	5.0	79t	14	2.3	96.9
Brees, N.O.	635	413	65.0	5069	7.98	34	5.4	84t	17	2.7	96.2
Manning, Ind.	555	371	66.8	4002	7.21	27	4.9	75	12	2.2	95.0
Rodgers, G.B.	536	341	63.6	4038	7.53	28	5.2	71t	13	2.4	93.8
Schaub, Hou.	380	251	66.1	3043	8.01	15	3.9	65	10	2.6	92.7
Romo, Dal.	450	276	61.3	3448	7.66	26	5.8	75t	14	3.1	91.4
Garcia, T.B.	376	244	64.9	2712	7.21	12	3.2	71t	6	1.6	90.2
Cassel, N.E.	516	327	63.4	3693	7.16	21	4.1	76t	11	2.1	89.4
*Ryan, Atl.	434	265	61.1	3440	7.93	16	3.7	70t	11	2.5	87.7
S. Hill, S.F.	288	181	62.8	2046	7.10	13	4.5	48t	8	2.8	87.5
S. Wallace, Sea.	242	141	58.3	1532	6.33	11	4.5	90t	3	1.2	87.0
Manning, NY-G	479	289	60.3	3238	6.76	21	4.4	48	10	2.1	86.4
McNabb, Phi.	571	345	60.4	3916	6.86	23	4.0	90t	11	1.9	86.4
Cutler, Den.	616	384	62.3	4526	7.35	25	4.1	93t	18	2.9	86.0
Edwards, Buf.	374	245	65.5	2699	7.22	11	2.9	65	10	2.7	85.4
Delhomme, Car.	414	246	59.4	3288	7.94	15	3.6	65t	12	2.9	84.7
J. Campbell, Was.	506	315	62.3	3245	6.41	13	2.6	67t	6	1.2	84.3
Garrard, Jac.	535	335	62.6	3620	6.77	15	2.8	41	13	2.4	81.7
Favre, NY-J	522	343	65.7	3472	6.65	22	4.2	56t	22	4.2	81.0
*Flacco, Bal.	428	257	60.0	2971	6.94	14	3.3	70t	12	2.8	80.3
Collins, Ten.	415	242	58.3	2676	6.45	12	2.9	56t	7	1.7	80.2
Roethlisberger, Pit.	469	281	59.9	3301	7.04	17	3.6	65t	15	3.2	80.1
Orton, Chi.	465	272	58.5	2972	6.39	18	3.9	65t	12	2.6	79.6
Russell, Oak.	368	198	53.8	2423	6.58	13	3.5	84t	8	2.2	77.1
Thigpen, K.C.	420	230	54.8	2608	6.21	18	4.3	75	12	2.9	76.0
Frerotte, Min.	301	178	59.1	2157	7.17	12	4.0	99t	15	5.0	73.7
Orlovsky, Det.	255	143	56.1	1616	6.34	8	3.1	96t	8	3.1	72.6
Bulger, St.L	440	251	57.0	2720	6.18	11	2.5	80t	13	3.0	71.4
Fitzpatrick, Cin.	372	221	59.4	1905	5.12	8	2.2	79	9	2.4	70.0
Anderson, Cle.	283	142	50.2	1615	5.71	9	3.2	70	8	2.8	66.5

NFL / LEADING PASSERS, RANKS

Player, Team	Pct			Avg		Pct			Pct Rating		
	Att	Comp	Comp	Yds	Gain	TD	TD	Long	Int	Int	Points
Rivers, S.D.	12	12	7	5	1	1t	1		14t	11	1
Pennington, Mia.	13	10	1	9	6	12	15		4t	3	2
Warner, Ariz	3	2	2	2	7	3	5		26t	12	3
Brees, N.O.	1	1	8	1	3	1t	3		30	20	4
Manning, Ind.	5	4	3	6	13	5	6		18t	9	5
Rodgers, G.B.	6	7	10	4	9	4	4		23t	14	6
Schaub, Hou.	23	19t	4	18	2	17t	17		11t	18	7
Romo, Dal.	16	15	16	12	8	6	2		26t	28	8
Garcia, T.B.	24	23	9	22	12	24t	24		2t	4	9
Cassel, N.E.	9	9	11	8	15	10t	12		14t	8	10
*Ryan, Atl.	18	17	17	13	5	16	19		14t	16	11
S. Hill, S.F.	29	28	12	28	16	21t	8		6t	21	12
S. Wallace, Sea.	32	32	27	33	28	27t	7		1	2	13
Manning, NY-G	11	13	19	17	21	10t	9		11t	7	14
McNabb, Phi.	4	5	18	7	19	8	14		14t	6	15
Cutler, Den.	2	3	14	3	10	7	13		31	26	16
Edwards, Buf.	25	22	6	23	11	27t	27		11t	19	17
Delhomme, Car.	22	21	22	15	4	17t	21		18t	25	18
J. Campbell, Was.	10	11	15	16	25	21t	30		2t	1	19
Garrard, Jac.	7	8	13	10	20	17t	29		23t	15	20
Favre, NY-J	8	6	5	11	22	9	11		32	31	21
*Flacco, Bal.	19	18	20	20	18	20	23		18t	22	22
Collins, Ten.	21	24	26	24	24	24t	28		4t	5	23
Roethlisberger, Pit.	14	14	21	14	17	15	20		28t	30	24
Orton, Chi.	15	16	25	19	26	13t	18		18t	17	25
Russell, Oak.	27	27	31	26	23	21t	22		6t	10	26
Thigpen, K.C.	20	25	30	25	29	13t	10		18t	24	27
Frerotte, Min.	28	29	24	27	14	24t	16		28t	32	28
Orlovsky, Det.	31	30	29	31	27	32t	26		6t	29	29
Bulger, St.L	17	19t	28	21	30	27t	31		23t	27	30
Fitzpatrick, Cin.	26	26	23	29	32	32t	32		10	13	31
Anderson, Cle.	30	31	32	32	31	30t	25		6t	23	32

WEEK 17 / THROUGH SUNDAY, DECEMBER 28, 2008**NFL / LEADING RUSHERS**

Rank	Player, Team	Att	Yards	Avg	Long	TD
1)	Peterson, Min.	363	1760	4.8	67t	10
2)	Turner, Atl.	376	1699	4.5	70	17
3)	D. Williams, Car.	273	1515	5.5	69t	18
4)	Portis, Was.	342	1487	4.3	31	9
5)	Jones, NY-J	290	1312	4.5	59t	13
6)	*Slaton, Hou.	268	1282	4.8	71t	9
7)	*Forte, Chi.	316	1238	3.9	50t	8
8)	*C. Johnson, Ten.	251	1228	4.9	66t	9
9)	Grant, G.B.	312	1203	3.9	57	4
10)	Tomlinson, S.D.	292	1110	3.8	45	11
11)	Jacobs, NY-G	219	1089	5.0	44	15
12)	Jackson, St.L	253	1042	4.1	56t	7
13t)	Gore, S.F.	240	1036	4.3	41t	6
13t)	Lynch, Buf.	250	1036	4.1	50	8
15)	Ward, NY-G	182	1025	5.6	51	2
16)	Lewis, Cle.	279	1002	3.6	29	4
17)	*Kev. Smith, Det.	238	976	4.1	50	8
18)	Westbrook, Phi.	233	936	4.0	39t	9
19)	R. Brown, Mia.	214	916	4.3	62t	10
20)	L. McClain, Bal.	232	902	3.9	82t	10
21)	Barber, Dal.	238	885	3.7	35	7
22)	L. Johnson, K.C.	193	874	4.5	65	5
23)	Fargas, Oak.	218	853	3.9	42	1
24)	*Stewart, Car.	184	836	4.5	41	10
25)	Jones-Drew, Jac.	197	824	4.2	46t	12
26)	Parker, Pit.	210	791	3.8	34t	5
27)	Dunn, T.B.	186	786	4.2	40	2
28)	White, Ten.	200	773	3.9	80t	15
29)	Benson, Cin.	214	747	3.5	46	2
30)	Morris, N.E.	156	727	4.7	35	7
31)	J. Jones, Sea.	158	698	4.4	33	2
32)	McGahee, Bal.	170	671	3.9	77t	7
33)	Williams, Mia.	160	659	4.1	51t	4
34)	P. Thomas, N.O.	129	625	4.8	42t	9
35)	Moore, Pit.	140	588	4.2	32t	5
36)	Morris, Sea.	132	574	4.3	45	0
37)	Jackson, Buf.	130	571	4.4	32	3
38)	Graham, T.B.	132	563	4.3	68t	4
39)	Taylor, Jac.	143	556	3.9	34	1
40)	Addai, Ind.	155	544	3.5	23	5
41)	Rhodes, Ind.	152	538	3.5	38	6
42)	James, Ariz	133	514	3.9	35	3
43)	Faulk, N.E.	83	507	6.1	41	3
44)	*McFadden, Oak.	113	499	4.4	50	4
45)	Norwood, Atl.	95	489	5.1	45t	4
46)	*Choice, Dal.	92	472	5.1	38t	2
47)	*Rice, Bal.	107	454	4.2	60	0
48)	Washington, NY-J	76	448	5.9	61t	6
49)	Bush, Oak.	95	421	4.4	67t	3
50)	McAllister, N.O.	107	418	3.9	19	5

WEEK 17 / THROUGH SUNDAY, DECEMBER 28, 2008

NFL / LEADERS IN RECEPTIONS

Rank	Player, Team	Rec	Yards	Avg	Long	TD
1)	A. Johnson, Hou.	115	1575	13.7	65	8
2)	Welker, N.E.	111	1165	10.5	64	3
3)	Marshall, Den.	104	1265	12.2	47	6
4t)	Fitzgerald, Ariz	96	1431	14.9	78t	12
4t)	Gonzalez, K.C. (TE)	96	1058	11.0	35	10
6)	Houshmandzadeh, Cin.	92	904	9.8	46	4
7)	*Royal, Den.	91	980	10.8	93t	5
8)	Boldin, Ariz	89	1038	11.7	79t	11
9)	White, Atl.	88	1382	15.7	70t	7
10)	Bowe, K.C.	86	1022	11.9	36	7
11t)	A. Bryant, T.B.	83	1248	15.0	71t	7
11t)	Cooley, Was. (TE)	83	849	10.2	28	1
13)	Wayne, Ind.	82	1145	14.0	65t	6
14t)	Ward, Pit.	81	1043	12.9	49	7
14t)	Witten, Dal. (TE)	81	952	11.8	42	4
16t)	Jennings, G.B.	80	1292	16.2	63	9
16t)	D. Mason, Bal.	80	1037	13.0	54	5
18t)	Moss, Was.	79	1044	13.2	67t	6
18t)	Moore, N.O.	79	928	11.7	70t	10
20t)	St. Smith, Car.	78	1421	18.2	65t	6
20t)	C. Johnson, Det.	78	1331	17.1	96t	12
22t)	Breaston, Ariz	77	1006	13.1	58	3
22t)	Clark, Ind. (TE)	77	848	11.0	33	6
24)	Driver, G.B.	74	1012	13.7	71t	5
25)	Cotchery, NY-J	71	858	12.1	56t	5
26t)	Daniels, Hou. (TE)	70	862	12.3	35	2
26t)	Coles, NY-J	70	850	12.1	54	7
28t)	Owens, Dal.	69	1052	15.2	75t	10
28t)	Moss, N.E.	69	1008	14.6	76t	11
30t)	Muhammad, Car.	65	923	14.2	60	5
30t)	M. Jones, Jac.	65	761	11.7	35	2
32)	Holt, St.L	64	796	12.4	45t	3
33t)	Evans, Buf.	63	1017	16.1	87t	3
33t)	*Forte, Chi. (RB)	63	477	7.6	19	4
35t)	*D. Jackson, Phi.	62	912	14.7	60	2
35t)	Jones-Drew, Jac. (RB)	62	565	9.1	26	2
37)	Bruce, S.F.	61	835	13.7	63	7
38t)	Walter, Hou.	60	899	15.0	61	8
38t)	Gates, S.D. (TE)	60	704	11.7	34	8
38t)	Harrison, Ind.	60	636	10.6	67t	5
41)	Jackson, S.D.	59	1098	18.6	60	7
42t)	Scaife, Ten. (TE)	58	561	9.7	44	2
42t)	Faulk, N.E. (RB)	58	486	8.4	22	3
44t)	Gonzalez, Ind.	57	664	11.6	58	4
44t)	Smith, NY-G	57	574	10.1	30	1
46t)	Ginn, Mia.	56	790	14.1	64	2
46t)	Z. Miller, Oak. (TE)	56	778	13.9	63t	1
46t)	Reed, Buf.	56	597	10.7	24	1
49t)	Edwards, Cle.	55	873	15.9	70	3
49t)	Holmes, Pit.	55	821	14.9	48	5
49t)	*Carlson, Sea. (TE)	55	627	11.4	33	5
49t)	Camarillo, Mia.	55	613	11.1	33	2

WEEK 17 / THROUGH SUNDAY, DECEMBER 28, 2008**NFL / RECEIVING YARDAGE LEADERS**

Rank	Player, Team	Yards	Rec	Avg	Long	TD
1)	A. Johnson, Hou.	1575	115	13.7	65	8
2)	Fitzgerald, Ariz	1431	96	14.9	78t	12
3)	St. Smith, Car.	1421	78	18.2	65t	6
4)	White, Atl.	1382	88	15.7	70t	7
5)	C. Johnson, Det.	1331	78	17.1	96t	12
6)	Jennings, G.B.	1292	80	16.2	63	9
7)	Marshall, Den.	1265	104	12.2	47	6
8)	A. Bryant, T.B.	1248	83	15.0	71t	7
9)	Welker, N.E.	1165	111	10.5	64	3
10)	Wayne, Ind.	1145	82	14.0	65t	6
11)	Jackson, S.D.	1098	59	18.6	60	7
12)	Gonzalez, K.C. (TE)	1058	96	11.0	35	10
13)	Owens, Dal.	1052	69	15.2	75t	10
14)	Moss, Was.	1044	79	13.2	67t	6
15)	Ward, Pit.	1043	81	12.9	49	7
16)	Boldin, Ariz	1038	89	11.7	79t	11
17)	D. Mason, Bal.	1037	80	13.0	54	5
18)	Bowe, K.C.	1022	86	11.9	36	7
19)	Evans, Buf.	1017	63	16.1	87t	3
20)	Driver, G.B.	1012	74	13.7	71t	5
21)	Moss, N.E.	1008	69	14.6	76t	11
22)	Breaston, Ariz	1006	77	13.1	58	3
23)	*Royal, Den.	980	91	10.8	93t	5
24)	Berrian, Min.	964	48	20.1	99t	7
25)	Witten, Dal. (TE)	952	81	11.8	42	4
26)	Moore, N.O.	928	79	11.7	70t	10
27)	Muhammad, Car.	923	65	14.2	60	5
28)	*D. Jackson, Phi.	912	62	14.7	60	2
29)	Houshmandzadeh, Cin.	904	92	9.8	46	4
30)	Walter, Hou.	899	60	15.0	61	8
31)	Edwards, Cle.	873	55	15.9	70	3
32)	Daniels, Hou. (TE)	862	70	12.3	35	2
33)	Cotchery, NY-J	858	71	12.1	56t	5
34)	Coles, NY-J	850	70	12.1	54	7
35)	Cooley, Was. (TE)	849	83	10.2	28	1
36)	Clark, Ind. (TE)	848	77	11.0	33	6
37)	Bruce, S.F.	835	61	13.7	63	7
38)	Holmes, Pit.	821	55	14.9	48	5
39)	Holt, St.L	796	64	12.4	45t	3
40)	Henderson, N.O.	793	32	24.8	84t	3
41)	Ginn, Mia.	790	56	14.1	64	2
42)	Z. Miller, Oak. (TE)	778	56	13.9	63t	1
43)	Jenkins, Atl.	777	50	15.5	62t	3
44)	M. Jones, Jac.	761	65	11.7	35	2
45)	Colston, N.O.	760	47	16.2	70t	5
46)	Gates, S.D. (TE)	704	60	11.7	34	8
47)	Clayton, Bal.	695	41	17.0	70t	3
48)	*Avery, St.L	674	53	12.7	69t	3
49)	Hester, Chi.	665	51	13.0	65t	3
50)	Gonzalez, Ind.	664	57	11.6	58	4

WEEK 17 / THROUGH SUNDAY, DECEMBER 28, 2008

NFL / LEADING SCORERS, NONKICKERS

Rank	Player, Team	TD	Rush	Rec	Ret	X2	Pts
1)	D. Williams, Car. (RB)	20	18	2	0	1	122
2)	Turner, Atl. (RB)	17	17	0	0	0	102
3t)	Jacobs, NY-G (RB)	15	15	0	0	0	90
3t)	Jones, NY-J (RB)	15	13	2	0	0	90
3t)	White, Ten. (RB)	15	15	0	0	0	90
6t)	Jones-Drew, Jac. (RB)	14	12	2	0	0	84
6t)	Westbrook, Phi. (RB)	14	9	5	0	0	84
8)	C. Johnson, Det. (WR)	12	0	12	0	1	74
9t)	Fitzgerald, Ariz (WR)	12	0	12	0	0	72
9t)	*Forte, Chi. (RB)	12	8	4	0	0	72
9t)	P. Thomas, N.O. (RB)	12	9	3	0	0	72
9t)	Tomlinson, S.D. (RB)	12	11	1	0	0	72
13t)	Boldin, Ariz (WR)	11	0	11	0	0	66
13t)	L. McClain, Bal. (RB)	11	10	1	0	0	66
13t)	Moss, N.E. (WR)	11	0	11	0	0	66
16t)	R. Brown, Mia. (RB)	10	10	0	0	0	60
16t)	Gonzalez, K.C. (TE)	10	0	10	0	0	60
16t)	*Hightower, Ariz (RB)	10	10	0	0	0	60
16t)	*C. Johnson, Ten. (RB)	10	9	1	0	0	60
16t)	Moore, N.O. (WR)	10	0	10	0	0	60
16t)	Owens, Dal. (WR)	10	0	10	0	0	60
16t)	Peterson, Min. (RB)	10	10	0	0	0	60
16t)	*Slaton, Hou. (RB)	10	9	1	0	0	60
16t)	*Stewart, Car. (RB)	10	10	0	0	0	60
25t)	Jennings, G.B. (WR)	9	0	9	0	1	56
25t)	Rhodes, Ind. (RB)	9	6	3	0	1	56
25t)	Washington, NY-J (RB)	9	6	2	1	1	56
28t)	Barber, Dal. (RB)	9	7	2	0	0	54
28t)	Bush, N.O. (RB)	9	2	4	3	0	54
28t)	Lynch, Buf. (RB)	9	8	1	0	0	54
28t)	Portis, Was. (RB)	9	9	0	0	0	54
32t)	Gore, S.F. (RB)	8	6	2	0	1	50
32t)	A. Johnson, Hou. (WR)	8	0	8	0	1	50
34t)	Berrian, Min. (WR)	8	0	7	1	0	48
34t)	Duckett, Sea. (RB)	8	8	0	0	0	48
34t)	Gates, S.D. (TE)	8	0	8	0	0	48
34t)	Jackson, St.L (RB)	8	7	1	0	0	48
34t)	*Kev. Smith, Det. (RB)	8	8	0	0	0	48
34t)	Walter, Hou. (WR)	8	0	8	0	0	48
40)	Sproles, S.D. (RB)	7	1	5	1	1	44
41t)	Addai, Ind. (RB)	7	5	2	0	0	42
41t)	Bowe, K.C. (WR)	7	0	7	0	0	42
41t)	Bruce, S.F. (WR)	7	0	7	0	0	42
41t)	A. Bryant, T.B. (WR)	7	0	7	0	0	42
41t)	Coles, NY-J (WR)	7	0	7	0	0	42
41t)	Fasano, Mia. (TE)	7	0	7	0	0	42
41t)	Higgins, Oak. (WR)	7	0	4	3	0	42
41t)	Jackson, S.D. (WR)	7	0	7	0	0	42
41t)	McGahee, Bal. (RB)	7	7	0	0	0	42
41t)	Morris, N.E. (RB)	7	7	0	0	0	42
41t)	Moss, Was. (WR)	7	0	6	1	0	42
41t)	Shiancoe, Min. (TE)	7	0	7	0	0	42
41t)	Ward, Pit. (WR)	7	0	7	0	0	42
41t)	White, Atl. (WR)	7	0	7	0	0	42

WEEK 17 / THROUGH SUNDAY, DECEMBER 28, 2008**NFL / LEADING SCORERS, KICKERS**

Rank	Player, Team	PAT	FG	Pct	Long	Pts
1)	Gostkowski, N.E.	40/40	36/40	.900	50	148
2)	Akers, Phi.	45/45	33/40	.825	51	144
3)	Carney, NY-G	38/38	35/38	.921	51	143
4)	M. Bryant, T.B.	35/36	32/38	.842	49	131
5)	Kasay, Car.	46/46	28/31	.903	50	130
6)	Elam, Atl.	42/42	29/31	.935	50	129
7t)	Bironas, Ten.	40/40	29/33	.879	51	127
7t)	Crosby, G.B.	46/46	27/34	.794	53	127
7t)	Kaeding, S.D.	46/46	27/32	.844	57	127
7t)	Longwell, Min.	40/40	29/34	.853	54	127
11t)	K. Brown, Hou.	37/37	29/33	.879	53	124
11t)	Lindell, Buf.	34/34	30/38	.789	53	124
13)	Stover, Bal.	41/41	27/33	.818	47	122
14)	Nedney, S.F.	34/34	29/33	.879	53	121
15t)	Gould, Chi.	41/41	26/29	.897	48	119
15t)	Rackers, Ariz	44/44	25/28	.893	54	119
17)	Reed, Pit.	36/37	27/31	.871	53	117
18)	Prater, Den.	39/40	25/34	.735	56	114
19)	J. Brown, St.L	19/19	31/36	.861	54	112
20)	Feely, NY-J	39/39	24/28	.857	55	111
21)	Dawson, Cle.	18/18	30/36	.833	56	108
22t)	*Carpenter, Mia.	40/40	21/25	.840	50	103
22t)	Suisham, Was.	25/25	26/36	.722	50	103
22t)	Vinatieri, Ind.	43/43	20/25	.800	52	103
25t)	Folk, Dal.	42/42	20/22	.909	52	102
25t)	Mare, Sea.	30/30	24/27	.889	51	102
27)	Janikowski, Oak.	25/26	24/30	.800	57	97
28)	Scobee, Jac.	33/33	19/25	.760	53	90
29)	Hanson, Det.	25/26	21/22	.955	56	88
30)	Graham, Cin.	15/15	21/24	.875	45	78
31)	*Hartley, N.O.	28/28	13/13	1.000	47	67
32)	*Barth, K.C.	24/24	10/12	.833	45	54
33)	Gramatica, N.O.	16/16	6/10	.600	53	34
34)	Novak, K.C.	7/ 7	6/10	.600	43	25
35)	*Mehlhaff, N.O.	9/10	3/ 4	.750	44	18
36t)	Rayner, Cin.	3/ 3	1/ 1	1.000	26	6
36t)	Tynes, NY-G	3/ 3	1/ 1	1.000	19	6
38)	*Hauschka, Bal.	0/ 0	1/ 2	.500	54	3
39)	Nugent, NY-J	2/ 2	0/ 1	.000	--	2

WEEK 17 / THROUGH SUNDAY, DECEMBER 28, 2008

NFL / MOST YARDS FROM SCRIMMAGE

Rank	Player, Team	Total			Rushing			Receiving		
		Yards	Att+Rec	Avg	Yards	Att	Avg	Yards	Rec	Avg
1)	Peterson, Min. (RB)	1885	384	4.9	1760	363	4.8	125	21	6.0
2)	Turner, Atl. (RB)	1740	382	4.6	1699	376	4.5	41	6	6.8
3)	*Forte, Chi. (RB)	1715	379	4.5	1238	316	3.9	477	63	7.6
4)	Portis, Was. (RB)	1705	370	4.6	1487	342	4.3	218	28	7.8
5)	*Slaton, Hou. (RB)	1659	318	5.2	1282	268	4.8	377	50	7.5
6)	D. Williams, Car. (RB)	1636	295	5.5	1515	273	5.5	121	22	5.5
7)	A. Johnson, Hou. (WR)	1575	115	13.7	0	0	---	1575	115	13.7
8)	Tomlinson, S.D. (RB)	1536	344	4.5	1110	292	3.8	426	52	8.2
9)	Jones, NY-J (RB)	1519	326	4.7	1312	290	4.5	207	36	5.8
10)	*C. Johnson, Ten. (RB)	1488	294	5.1	1228	251	4.9	260	43	6.0
11)	St. Smith, Car. (WR)	1461	83	17.6	40	5	8.0	1421	78	18.2
12)	Fitzgerald, Ariz (WR)	1431	96	14.9	0	0	---	1431	96	14.9
13)	Jackson, St.L (RB)	1421	293	4.8	1042	253	4.1	379	40	9.5
14t)	Gore, S.F. (RB)	1409	283	5.0	1036	240	4.3	373	43	8.7
14t)	Ward, NY-G (RB)	1409	223	6.3	1025	182	5.6	384	41	9.4
16)	Jones-Drew, Jac. (RB)	1389	259	5.4	824	197	4.2	565	62	9.1
17)	White, Atl. (WR)	1386	90	15.4	4	2	2.0	1382	88	15.7
18)	Westbrook, Phi. (RB)	1338	287	4.7	936	233	4.0	402	54	7.4
19)	Lynch, Buf. (RB)	1336	297	4.5	1036	250	4.1	300	47	6.4
20)	C. Johnson, Det. (WR)	1330	81	16.4	-1	3	-0.3	1331	78	17.1
21)	Grant, G.B. (RB)	1319	330	4.0	1203	312	3.9	116	18	6.4
22)	Barber, Dal. (RB)	1302	290	4.5	885	238	3.7	417	52	8.0
23)	Jennings, G.B. (WR)	1292	80	16.2	0	0	---	1292	80	16.2
24)	A. Bryant, T.B. (WR)	1270	85	14.9	22	2	11.0	1248	83	15.0
25)	*Kev. Smith, Det. (RB)	1262	277	4.6	976	238	4.1	286	39	7.3
26)	Marshall, Den. (WR)	1261	106	11.9	-4	2	-2.0	1265	104	12.2
27)	Welker, N.E. (WR)	1191	114	10.4	26	3	8.7	1165	111	10.5
28)	Lewis, Cle. (RB)	1180	302	3.9	1002	279	3.6	178	23	7.7
29)	R. Brown, Mia. (RB)	1170	247	4.7	916	214	4.3	254	33	7.7
30)	Jackson, S.D. (WR)	1167	63	18.5	69	4	17.3	1098	59	18.6
31)	Wayne, Ind. (WR)	1145	82	14.0	0	0	---	1145	82	14.0
32)	Jacobs, NY-G (RB)	1125	225	5.0	1089	219	5.0	36	6	6.0
33)	Dunn, T.B. (RB)	1116	233	4.8	786	186	4.2	330	47	7.0
34)	Boldin, Ariz (WR)	1105	98	11.3	67	9	7.4	1038	89	11.7
35)	*Royal, Den. (WR)	1089	102	10.7	109	11	9.9	980	91	10.8
36)	Owens, Dal. (WR)	1085	76	14.3	33	7	4.7	1052	69	15.2
37)	Moss, Was. (WR)	1071	80	13.4	27	1	27.0	1044	79	13.2
38)	Gonzalez, K.C. (TE)	1058	96	11.0	0	0	---	1058	96	11.0
39)	Ward, Pit. (WR)	1047	82	12.8	4	1	4.0	1043	81	12.9
40)	D. Mason, Bal. (WR)	1040	81	12.8	3	1	3.0	1037	80	13.0
41)	Evans, Buf. (WR)	1039	64	16.2	22	1	22.0	1017	63	16.1
42)	L. McClain, Bal. (RB)	1025	251	4.1	902	232	3.9	123	19	6.5
43)	Bowe, K.C. (WR)	1022	86	11.9	0	0	---	1022	86	11.9
44)	Driver, G.B. (WR)	1016	76	13.4	4	2	2.0	1012	74	13.7
45)	Breaston, Ariz (WR)	1014	79	12.8	8	2	4.0	1006	77	13.1
46t)	*D. Jackson, Phi. (WR)	1008	79	12.8	96	17	5.6	912	62	14.7
46t)	Moss, N.E. (WR)	1008	71	14.2	0	2	0.0	1008	69	14.6
48)	Faulk, N.E. (RB)	993	141	7.0	507	83	6.1	486	58	8.4
49)	Berrian, Min. (WR)	990	52	19.0	26	4	6.5	964	48	20.1
50)	Witten, Dal. (TE)	952	81	11.8	0	0	---	952	81	11.8

NFL / LEADING PUNTERS

Rank	Player, Team	No	Yards	Lg	Avg	TB	Blk	Dwn	OB	Opp Ret	In	Net
1)	D. Jones, St.L	82	4100	68	50.0	7	0	7	4	57	590	20 41.1
2)	Lechler, Oak.	90	4391	70	48.8	13	0	18	5	43	425	33 41.2
3)	Lee, S.F.	66	3155	82	47.8	9	1	6	1	39	364	13 39.0
4)	Kluwe, Min.	73	3473	62	47.6	13	1	5	5	42	624	23 35.0
5)	*Kern, Den.	46	2150	64	46.7	4	0	4	4	28	330	13 37.8
6)	Scifres, S.D.	51	2332	67	45.7	5	0	8	3	23	146	19 40.9
7)	Ryan, Sea.	78	3557	63	45.6	12	1	11	9	38	324	22 37.9
8)	Zastudil, Cle.	75	3410	65	45.5	11	0	18	7	32	235	23 39.4
9)	Koch, Bal.	84	3777	74	45.0	9	0	13	12	38	245	34 39.9
10)	Bidwell, T.B.	77	3426	64	44.5	7	0	9	12	39	392	27 37.6
11)	Colquitt, K.C.	70	3110	73	44.4	8	0	18	2	28	209	27 39.2
12)	H. Smith, Ind.	53	2345	64	44.2	2	0	10	3	27	249	23 38.8
13)	Moorman, Buf.	58	2557	63	44.1	5	0	14	9	18	187	23 39.1
14)	Baker, Car.	73	3217	63	44.1	5	3	11	3	41	276	30 37.4
15)	Feagles, NY-G	64	2814	61	44.0	5	0	3	19	24	140	23 40.2
16)	Harris, Det.	90	3952	66	43.9	6	0	5	6	51	414	24 38.0
17)	Fields, Mia.	74	3249	71	43.9	7	0	7	8	37	485	24 35.5
18)	Hanson, N.E.	49	2143	70	43.7	10	0	6	9	11	158	19 36.4
19)	Rocca, Phi.	77	3334	65	43.3	4	1	12	8	41	296	24 37.9
20)	Podlesh, Jac.	46	1989	60	43.2	5	0	1	3	24	206	12 36.6
21)	Hodges, NY-J	44	1884	61	42.8	5	1	6	1	20	187	14 35.5
22)	Hentrich, Ten.	87	3725	75	42.8	13	0	15	7	32	290	27 36.5
23)	Weatherford, ALL totals	59	2521	61	42.7	10	0	2	7	26	307	8 34.1
24)	Turk, Hou.	53	2240	59	42.3	7	0	10	1	21	235	17 35.2
25)	Frost, G.B.	48	2021	65	42.1	5	0	6	6	24	189	8 36.1
26)	Paulescu, Dal.	53	2213	70	41.8	5	0	4	6	21	246	14 35.2
27)	D. Johnson, Ariz	40	1670	59	41.8	4	0	6	4	19	182	13 35.2
28)	Plackemeier, Sea.-Was.	66	2741	62	41.5	10	1	11	8	27	310	17 33.3
29)	Berger, Pit.	66	2728	61	41.3	4	0	7	4	38	243	19 36.4
30)	Maynard, Chi.	96	3957	67	41.2	5	0	10	18	36	203	40 38.1
31)	Koenen, Atl.	63	2566	60	40.7	4	2	8	4	20	49	25 37.5
32)	Larson, Cin.	100	3946	57	39.5	3	1	16	11	48	436	28 34.2

NFL / PUNT RETURN LEADERS

Rank	Player, Team	Ret	FC	Yards	Avg	Long	TD
1)	Parrish, Buf.	21	10	322	15.3	63t	1
2)	*C. Smith, T.B.	23	4	324	14.1	70t	1
3)	Bush, N.O.	20	3	270	13.5	71t	3
4)	Higgins, Oak.	44	12	570	13.0	93t	3
5)	Jones, Hou.	32	17	386	12.1	73t	2
6)	Leonhard, Bal.	20	9	232	11.6	46	0
7)	Jones, Car.	39	20	443	11.4	55	0
8)	Sproles, S.D.	22	12	249	11.3	43	0
9)	Blackmon, G.B.	36	11	398	11.1	76t	2
10)	*Bess, Mia.	21	10	231	11.0	27	0
11)	Washington, NY-J	29	9	303	10.4	37	0
12)	Carr, Ten.	32	20	323	10.1	44	0
13)	Hixon, NY-G	24	9	242	10.1	50	0
14)	Welker, N.E.	24	6	237	9.9	44	0
15)	*Forsett, Sea.-Ind.-Sea.	27	10	263	9.7	29	0
16)	*D. Jackson, Phi.	50	16	440	8.8	68t	1
17)	Cribbs, Cle.	28	7	228	8.1	32	0
18)	Chatman, Cin.	21	5	158	7.5	34	0
19)	Breaston, Ariz	33	10	237	7.2	25	0
20)	Holmes, Pit.	34	7	226	6.6	35	0
21)	Randle El, Was.	39	21	254	6.5	36	0
22)	Jennings, Atl.-Det.	24	6	151	6.3	37	0
23)	Hester, Chi.	32	14	198	6.2	25	0
24)	Figurs, Bal.	23	11	138	6.0	35	0
25)	*D. Jackson, T.B.	20	0	97	4.9	19	0
26)	A. Jones, Dal.	21	0	95	4.5	18	0

WEEK 17 / THROUGH SUNDAY, DECEMBER 28, 2008**NFL / KICKOFF RETURN LEADERS**

Rank	Player, Team	Ret	Yards	Avg	Long	TD
1)	Manning, Chi.	36	1070	29.7	83t	1
2)	Hobbs, N.E.	45	1281	28.5	95t	1
3)	*McKelvin, Buf.	52	1468	28.2	98t	1
4)	Carr, Ten.	35	984	28.1	52	0
5)	*C. Smith, T.B.	36	992	27.6	97t	1
6)	Rossum, S.F.	47	1259	26.8	104t	1
7)	*Royal, Den.	23	600	26.1	95	0
8)	Sproles, S.D.	53	1376	26.0	103t	1
9)	Norwood, Atl.	51	1311	25.7	92	0
10)	Washington, NY-J	48	1231	25.6	94	1
11)	Arrington, Ariz	36	923	25.6	93t	1
12)	Cartwright, Was.	51	1307	25.6	87	0
13)	P. Thomas, N.O.	31	793	25.6	88	0
14)	Wilson, Sea.	69	1753	25.4	61	0
15)	*Demps, Phi.	52	1314	25.3	100t	1
16)	Cribbs, Cle.	44	1110	25.2	92t	1
17)	Stanley, St.L	25	620	24.8	75	0
18)	J. Miller, NY-J-Oak.	33	816	24.7	92t	2
19)	*Savage, K.C.	26	633	24.3	59	0
20)	Holt, Cin.	46	1110	24.1	60	0
21)	*Witherspoon, Jac.	52	1250	24.0	51	0
22)	Jones, Car.	40	958	24.0	59	0
23)	Roby, Ind.-N.O.	24	573	23.9	62	0
24)	M. Hicks, Min.	29	690	23.8	38	0
25)	Higgins, Oak.	36	842	23.4	69	0
26)	Cason, Det.	32	746	23.3	46	0
27)	An. Davis, Hou.	43	993	23.1	50	0
28)	Hall, Den.	21	469	22.3	28	0
29)	Bradshaw, NY-G	39	867	22.2	58	0
30)	Middleton, Det.	39	864	22.2	42	0
31)	Hester, Chi.	31	679	21.9	51	0
32)	*Garcon, Ind.	22	475	21.6	39	0
33)	Austin, Dal.	29	624	21.5	36	0
34)	Blackmon, G.B.	55	1157	21.0	45	0
35)	Figurs, Bal.	29	608	21.0	39	0
36)	D. Hall, St.L	37	763	20.6	41	0
37)	Ginn, Mia.	32	657	20.5	41	0
38)	Breaston, Ariz	33	667	20.2	38	0

WEEK 17 / THROUGH SUNDAY, DECEMBER 28, 2008

NFL / LEADERS IN INTERCEPTIONS

Rank	Player, Team	Int	Yards	Avg	Long	TD
1)	Reed, Bal.	9	264	29.3	107t	2
2t)	Collins, G.B.	7	295	42.1	62t	3
2t)	Griffin, Ten.	7	172	24.6	83t	1
2t)	Woodson, G.B.	7	169	24.1	62t	2
2t)	Polamalu, Pit.	7	59	8.4	23	0
6t)	McDonald, Cle.	5	146	29.2	98	1
6t)	Finnegan, Ten.	5	100	20.0	99t	1
6t)	Atogwe, St.L	5	91	18.2	43	0
6t)	David, N.O.	5	83	16.6	42	0
6t)	Williams, G.B.	5	78	15.6	39	0
6t)	Goodman, Mia.	5	53	10.6	55	0
6t)	Revis, NY-J	5	38	7.6	32t	1
6t)	Hall, Oak.-Was.	5	37	7.4	21	0
14t)	*Rodgers-Cromarti, Ariz	4	157	39.3	99t	1
14t)	Mathis, Jac.	4	151	37.8	72t	2
14t)	Payne, Chi.	4	147	36.8	50	0
14t)	Wilson, Sea.	4	135	33.8	75t	1
14t)	Reeves, Hou.	4	108	27.0	44t	1
14t)	Barber, T.B.	4	69	17.3	65t	1
14t)	Samuel, Phi.	4	64	16.0	50t	1
14t)	Hope, Ten.	4	53	13.3	39	0
14t)	Sensabaugh, Jac.	4	38	9.5	23	0
14t)	*Talib, T.B.	4	32	8.0	19	0
14t)	Jones, Cle.	4	27	6.8	20	0
14t)	Meriweather, N.E.	4	25	6.3	19	0
14t)	Cooper, S.D.	4	11	2.8	10	0
14t)	Bullitt, Ind.	4	7	1.8	3	0
14t)	Newman, Dal.	4	2	0.5	2	0
14t)	Page, K.C.	4	2	0.5	2	0
30t)	Hayden, Ind.	3	135	45.0	85t	1
30t)	E. Wright, Cle.	3	131	43.7	94t	1
30t)	Hall, Cin.	3	87	29.0	50t	1
30t)	Phillips, T.B.	3	72	24.0	58	0
30t)	Johnson, Oak.	3	68	22.7	44	0
30t)	Webster, NY-G	3	65	21.7	57	0
30t)	Carter, Pit.	3	64	21.3	32t	1
30t)	W. Allen, Mia.	3	62	20.7	32t	1
30t)	J. Butler, NY-G	3	62	20.7	47	0
30t)	Ross, NY-G	3	58	19.3	50t	1
30t)	Mikell, Phi.	3	53	17.7	41	0
30t)	Beason, Car.	3	52	17.3	44	0
30t)	Tillman, Chi.	3	52	17.3	26t	1
30t)	O'Neal, N.E.	3	49	16.3	47	0
30t)	Coleman, Atl.	3	48	16.0	32	0
30t)	Pool, Cle.	3	45	15.0	24	0
30t)	Lewis, Bal.	3	43	14.3	29	0
30t)	McGee, Buf.	3	36	12.0	36	0
30t)	Hill, Mia.	3	34	11.3	17	0
30t)	Bartell, St.L	3	29	9.7	24	0
30t)	Jackson, Cle.	3	29	9.7	16	0
30t)	McAlister, Bal.	3	28	9.3	16	0
30t)	Harris, S.F.	3	25	8.3	24	0
30t)	Gamble, Car.	3	23	7.7	19	0
30t)	Spikes, S.F.	3	14	4.7	13	0
30t)	*Horton, Was.	3	13	4.3	10	0
30t)	Briggs, Chi.	3	12	4.0	9	0
30t)	Baker, Oak.	3	8	2.7	8	0
30t)	Rolle, Bal.	3	5	1.7	3	0
30t)	Hobbs, N.E.	3	0	0.0	4	0

WEEK 17 / THROUGH SUNDAY, DECEMBER 28, 2008**NFL / LEADERS IN SACKS**

Rank	Player, Team	Sacks
1)	Ware, Dal. (LB)	20.0
2)	Porter, Mia. (LB)	17.5
3)	Abraham, Atl. (DE)	16.5
4)	J. Harrison, Pit. (LB)	16.0
5t)	J. Allen, Min. (DE)	14.5
5t)	Peppers, Car. (DE)	14.5
7t)	Tuck, NY-G (DE)	12.0
7t)	M. Williams, Hou. (DE)	12.0
9t)	Mathis, Ind. (DE)	11.5
9t)	Woodley, Pit. (LB)	11.5
11)	Freeney, Ind. (DE)	10.5
12)	Howard, Phi. (DE)	10.0
13)	Kampman, G.B. (DE)	9.5
14)	T. Cole, Phi. (DE)	9.0
15t)	Haynesworth, Ten. (DT)	8.5
15t)	K. Williams, Min. (DT)	8.5
17t)	Ellis, Dal. (LB)	8.0
17t)	Ellis, NY-J (DE)	8.0
17t)	Haralson, S.F. (LB)	8.0
17t)	James, Dal. (LB)	8.0
17t)	Kiwanuka, NY-G (DE)	8.0
17t)	Seymour, N.E. (DE)	8.0
17t)	Suggs, Bal. (LB)	8.0
24t)	Phillips, S.D. (LB)	7.5
24t)	Ratliff, Dal. (NT)	7.5
26t)	Ford, Ten. (DE)	7.0
26t)	Pace, NY-J (LB)	7.0
26t)	J. Smith, S.F. (DE)	7.0
29t)	Adams, T.B. (DE)	6.5
29t)	J. Hall, St.L (DE)	6.5
29t)	White, Det. (DE)	6.5
32t)	A. Brown, Chi. (DE)	6.0
32t)	C. Johnson, Car. (DE)	6.0
32t)	Little, St.L (DE)	6.0
32t)	McCray, N.O. (DE)	6.0
36t)	Greenway, Min. (LB)	5.5
36t)	Mebane, Sea. (DT)	5.5
36t)	Robbins, NY-G (DT)	5.5
36t)	Aa. Smith, Pit. (DE)	5.5
36t)	Tapp, Sea. (DE)	5.5
36t)	Thomas, NY-J (LB)	5.5
36t)	Tucker, S.D. (LB)	5.5
43t)	*Avril, Det. (DE)	5.0
43t)	Berry, Ariz (DE)	5.0
43t)	Dumervil, Den. (DE)	5.0
43t)	Edwards, Oak. (DE)	5.0
43t)	Edwards, Min. (DE)	5.0
43t)	Ekuban, Den. (DE)	5.0
43t)	Harris, Chi. (DT)	5.0
43t)	J. Johnson, Bal. (LB)	5.0
43t)	*J. Jones, Ten. (DT)	5.0
43t)	Kerney, Sea. (DE)	5.0
43t)	Ogunleye, Chi. (DE)	5.0
43t)	Parker, Phi. (DE)	5.0
43t)	Peterson, Sea. (LB)	5.0
43t)	Roth, Mia. (LB)	5.0
43t)	*Scott, Oak. (DE)	5.0
43t)	A. Thomas, N.E. (LB)	5.0
43t)	Timmons, Pit. (LB)	5.0
43t)	White, T.B. (DE)	5.0
43t)	Wilkerson, T.B. (DE)	5.0

NFL / DEFENSIVE FUMBLE RECOVERIES

Rank	Player, Team	Ret	Yards	Avg	Long	TD
1t)	Pace, NY-J	4	50	12.5	50t	1
1t)	Leber, Min.	4	10	2.5	10	0
1t)	Woodley, Pit.	4	9	2.3	7t	1
4t)	Atogwe, St.L	3	75	25.0	75t	1
4t)	Ryans, Hou.	3	47	15.7	41	0
4t)	Mathis, Ind.	3	37	12.3	37t	1
4t)	Dockett, Ariz	3	24	8.0	13	1
4t)	A. Smith, Ariz	3	16	5.3	16	0
4t)	G. Wilson, Oak.	3	9	3.0	8	0
4t)	Vilma, N.O.	3	6	2.0	6	0
4t)	Davis, Atl.	3	1	0.3	1	0
4t)	Craft, N.O.-St.L	3	0	0.0	0	0
4t)	Dansby, Ariz	3	0	0.0	0	0
4t)	Pollard, K.C.	3	0	0.0	0	0
4t)	E. Wright, Cle.	3	-2	-0.7	0	0