

BRONCOS

2022 MEDIA GUIDE



25TH

ANNIVERSARY OF
SUPER BOWL XXXII



UCHealth Training Center

13655 Broncos Parkway • Englewood, CO 80112
 Telephone: (303) 649-9000 • FAX: (303) 264-5561

Team Website: www.DenverBroncos.com • Media Website: <http://media.denverbroncos.com>

Media Relations

Patrick Smyth, Chief Communications Officer: (303) 264-5536 • patrick.smyth@broncos.nfl.net
Erich Schubert, Sr. Director of Communications & Content: (303) 264-5503 • erich.schubert@broncos.nfl.net
Megan Boyle, Strategic Communications Manager: (303) 264-5727 • megan.boyle@broncos.nfl.net
Jordan Beasley, Football Communications Manager: (303) 264-5726 • jordan.beasley@broncos.nfl.net
Tyler Gorse, Public Relations Assistant: (303) 264-5603 • tyler.gorse@broncos.nfl.net

Empower Field at Mile High

1701 Bryant St. • Denver, CO 80204

Broncos Ticket Office
 Suite 100
 (720) 258-3333

Broncos Marketing Department
 Suite 900
 (720) 258-3100

Stadium Management Co.
 Suite 700
 (720) 258-3000

2022 DENVER BRONCOS SCHEDULE

(all times local at site)

PRESEASON						
Wk.	Day	Date	Opponent	Site	Time	TV
1	Sat.	Aug. 13	DALLAS	Empower Field at Mile High	7:00 p.m. MDT	KTVB-20
2	Sat.	Aug. 20	at Buffalo	Highmark Stadium	1:00 p.m. EDT	KTVB-20
3	Sat.	Aug. 27	MINNESOTA	Empower Field at Mile High	7:00 p.m. MDT	KTVB-20
REGULAR SEASON						
Wk.	Day	Date	Opponent	Site	Time	TV
1	Mon.	Sept. 12	at Seattle	Lumen Field	5:15 p.m. PDT	ESPN/ABC
2	Sun.	Sept. 18	HOUSTON	Empower Field at Mile High	2:25 p.m. MDT	CBS
3	Sun.	Sept. 25	SAN FRANCISCO	Empower Field at Mile High	6:20 p.m. MDT	NBC
4	Sun.	Oct. 2	at Las Vegas	Allegiant Stadium	1:25 p.m. PDT	CBS
5	Thu.	Oct. 6	INDIANAPOLIS	Empower Field at Mile High	6:15 p.m. MDT	Prime Video
6	Mon.	Oct. 17	at L.A. Chargers	SoFi Stadium	5:15 p.m. PDT	ESPN
7	Sun.	Oct. 23	N.Y. JETS	Empower Field at Mile High	2:05 p.m. MDT	CBS*
8	Sun.	Oct. 30	at Jacksonville	Wembley Stadium (London)	2:30 p.m. GMT	ESPN+
9			BYE			
10	Sun.	Nov. 13	at Tennessee	Nissan Stadium	1:00 p.m. EST	CBS*
11	Sun.	Nov. 20	LAS VEGAS	Empower Field at Mile High	2:05 p.m. MST	FOX*
12	Sun.	Nov. 27	at Carolina	Bank of America Stadium	1:00 p.m. EST	FOX*
13	Sun.	Dec. 4	at Baltimore	M&T Bank Stadium	1:00 p.m. EST	CBS*
14	Sun.	Dec. 11	KANSAS CITY	Empower Field at Mile High	6:20 p.m. MST	NBC*
15	Sun.	Dec. 18	ARIZONA	Empower Field at Mile High	2:05 p.m. MST	FOX*
16	Sun.	Dec. 25	at L.A. Rams	SoFi Stadium	1:30 p.m. PST	CBS/Nick
17	Sun.	Jan. 1	at Kansas City	GEHA Field at Arrowhead Stadium	12:00 p.m. CST	CBS*
18	Sat./Sun.	Jan. 7/8	L.A. CHARGERS	Empower Field at Mile High	TBD	TBD [^]

* - Flexible scheduling will be used in Weeks 11-15 and Week 17. Additionally, in Weeks 5-10, flexible scheduling may be used in no more than two weeks.; ^ - For Week 18, two Saturday games and the Sunday night game will be announced no later than six days prior to Jan. 7.

ABOUT THE 2022 DENVER BRONCOS MEDIA GUIDE

The 2022 Denver Broncos' media guide was prepared by the club's media relations department as an information resource for members of the media and NFL fans. All information, including player biographies, rosters and team transactions contained in the publication is current as of June 22, 2022.

An electronic version of the Denver Broncos' 2022 media guide can be found by visiting the team's website: <https://www.denverbroncos.com/mediaguide/>

BRONCOS

WINNING TRADITION



3 World Championships

8 Super Bowl Appearances

10 AFC Championship Games

15 AFC West Division Titles

22 Playoff Berths

29 Winning Seasons

DENVER BRONCOS

2022

MEDIA GUIDE

INDEX

100-Yard Receiving Games	642	Decade, Broncos Record By	364
100-Yard Rushing Games	639	Divisional Record	361
100-Yard Rushing Halves/Quarters	642	Draft Choices:	
300-Yard Passing Games	647	All-Time Draft Choices By School	271
1,000-Yard Receiving Seasons	638	All-Time First-Round Picks	271
1,000-Yard Rushing Seasons	638	All-Time Year-by-Year Drafts	272
2021 Season:		Ed Block Courage Award, Broncos Winners	684
Game Summaries/Stats	236	Elway, John	659
Game-By-Game Statistics	225	Free Agents Signed/Lost, 1989-2022	279
Individual Game-by-Game Statistics	228	Hackett, Nathaniel	17
NFL Rankings	233	Hall of Fame Broncos	659
NFL Standings/Playoff Results	367	Hamilton, Lewis	14
Participation	227	Helmets, Broncos All-Time	692
Regular-Season Team Statistics	219	Historical Highlights	692
Single-Game Highs And Lows	223	Hobson, Mellody	13
Starters By Game	222	Honors And Awards:	
Takeaway Statistics	234	All-Time Individual Year-By-Year	651
3,000-Yard Passing Seasons	638	Broncos All-Time NFL Honors	655
Administration	10	Broncos Top 100 Team	679
All-Time Broncos Record	361	Broncos 50th Anniversary Team	679
Alumni Association	3	How The Broncos Are Built	209
Attendance Marks	578	Leads Lost	649
Atwater, Steve	660	Leech, Damani	15
Bailey, Champ	660	Little, Floyd	659
Biographies:		Logos, Broncos All-Time	692
Coordinators/Assistant Coaches	20	Lynch, John	660
First-Year Players	193	Margin Of Victory And Defeat	608
Player Personnel/Football Operations	39	Mascots (Thunder And Miles)	686
Rookies	195	Media Information	IBC
Veteran Players	52	Milestone Games	363
Bye Weeks:		Monday Night Games	362
Broncos Record After The Bye	363	Month, Broncos Record By	364
Cheerleaders	685	Overtime Games	362
Christmas Games	363	Paton, George	16
Coaches:		Penner, Greg	11
All-Time Coaches Roster	285	Postseason Game Summaries	492
Year-by-Year Coaching Records	577	Pro Bowl Selections	655
Coldest Games	691	Pronunciation Guide	208
Comebacks	649	Radio Network (850 KOA)	689
Community Development	681	Records — Postseason:	
Darrent Williams Good Guy Award	684	Broncos Individual	628
Davis, Terrell	659	Broncos Team	634
Day, Broncos Record By	364		

CREDITS

The 2022 Denver Broncos media guide was produced by the club's media relations department. Information contained herein was compiled by the current and previous media relations staffs and is current as of Aug. 12, 2022. ©2022 Denver Broncos Football Club.

This project was coordinated by Jordan Beasley, Tyler Gorse and Erich Schubert. Writing, layout, design and editing by Beasley, Gorse, Schubert, Patrick Smyth and Megan Boyle using Adobe InDesign CC desktop publishing application. Additional editorial assistance from Jocelyn Jones. Special thanks to Jim Saccomano, the NFL communications department, the late Joe Cronin, John Turney, Dave Plati, Santo Labombarda and the Elias Sports Bureau staff, Radar 360 and Stats LLC for providing extensive statistical data. Printing by Publication Printers, Denver. Photography and scans by Gabe Christus, Eric Bakke, Rich Clarkson and Associates, LLC (Rich Clarkson, Trevor Brown Jr., Steve Nowland, Ryan McKee, Jamie Schwaberow and Brett Wilhelm) and Pete Eklund. Cover designed by Julian Mijares and Kevin Johnson.

DENVER BRONCOS

2022

MEDIA GUIDE

INDEX

Records — Regular Season:		Season Ticket Sales	578
Broncos Individual	592	Series Records vs. Opponents	357
Fumble Returns	604	Broncos vs. The NFL (Reg./Post./Preseason)	361
Interceptions	602	Service With Broncos	591
Kicking	605	Shanahan, Mike	673
Kickoff Returns	601	Sharpe, Shannon	673
Passing	594	Shutouts:	
Punt Returns	600	By Denver	616
Punting	599	By Opponents	608
Receiving	598	Stadium Information:	
Rushing	593	Broncos Stadium History	688
Sacks	604	Records	687
Safeties	604	Staff Directory	4
Scoring	605	Starting Lineups, All-Time	367
Total Offense	592	Sunday Night Games	362
Broncos Team	607	Super Bowl:	
Passing Defense	618	Future Sites	691
Passing Offense	610	Television Network (KUSA)	690
Penalties	615	Thanksgiving Games	363
Rushing Defense	617	Trades, All-Time	280
Rushing Offense	609	Training Camp Sites, All-Time	691
Scoring Defense	616	Transactions, 2021-22	212
Scoring Offense	608	UCHealth Training Center	8
Streaks	607	Uniforms, Broncos All-Time	692
Total Defense	616	Walter Payton NFL Man Of The Year	683
Total Offense	608	Walton, Rob	11
Turnovers	615	Walton Penner, Carrie	12
Opponent Individual	621	Warmest Games	691
Opponent Team	624	Year-By-Year Individual Leaders:	
Results:		Field Goals	590
All-Time Game-By-Game	335	Interceptions	586
Artificial Turf Record	691	Kickoff Returns	588
Retired Jersey Numbers	658	Passing	583
Rice, Condoleezza	13	Punt Returns	587
Ring of Fame	661	Punting	590
Rosters:		Receiving	585
2022 Roster	210	Rushing	582
All-Time Broncos (Alphabetical)	289	Sacks	591
All-Time Broncos (Numerical)	307	Scoring	589
All-Time Practice Squad (Alphabetical)	316	Tackles	591
All-Time Practice Squad (By Year)	319	Year-By-Year Final Statistics	366
All-Time Roster Breakdown By School	304	Year-By-Year Team Statistics:	
All-Time Roster Height/Weight Breakdowns	305	Team Defense	580
All-Time Roster Height/Weight Extremes	306	Team Offense	579
Schedule, 2022	IFC	Team Turnovers	581
Season Opener Results	364	Zimmerman, Gary	659

DENVER BRONCOS ALUMNI ASSOCIATION

The Denver Broncos Alumni Association was formed in 1991 to provide an opportunity for former players to remain actively involved with the Broncos' organization. The Alumni Association serves as a goodwill extension of the Denver Broncos, and the members are available to counsel current players on life after football. Their mission is to uphold the highest standards of professionalism, integrity and honor. They are committed to enhancing our communities through active service and devotion and pledge to support the Denver Broncos Football Club in its community outreach programs and present themselves as positive role models and mentors. The 14 members of the Alumni Council are Le-Lo Lang (President), Frank Robinson (Vice President), Steve Atwater (Treasurer), Ron Egloff (Secretary), Charlie Adams, Tyrone Braxton, Larry Evans, Steve Foley, Michael Harden, Mark Jackson, Willie Oshodin, Jeb Putzier, Billy Thompson and David Treadwell.

STAFF DIRECTORY



EXECUTIVE STAFF

OWNERSHIP

Rob Walton Owner
 Greg Penner Owner & CEO
 Carrie Walton Penner Owner
 Melody Hobson Owner
 Condoleezza Rice Owner
 Sir Lewis Hamilton Owner

PRESIDENT

Damani Leech President

EXECUTIVE STAFF

George Paton General Manager
 Tim Aragon General Counsel
 Patrick Smyth Chief Communications Officer
 Nancy Svoboda Exec. V.P. of Human Resources
 Justin Webster Chief Financial Officer

VICE PRESIDENTS

Keith Bishop Vice President of Security
 Chip Conway Sr. Vice President of Operations

Allie Engelken Vice President of Community Development
 Dan Hawley Vice President of Business Development
 Rich Hurtado Vice President of Football Administration
 Marc Jackson Vice President of Ticketing, Sales & Service
 Ray Jackson Vice President of Player Development
 China Jude Vice President of Diversity, Equity & Inclusion
 Michael Kalousek Vice President of Finance
 Brady Kellogg Sr. Vice President of Corporate Partnerships
 Darren O'Donnell Vice President of Business Development
 Jay Roberts Stadium General Manager
 Mark Thewes Vice President of Football Ops. & Compliance
 Russ Trainor Sr. Vice President of Information Technology
 Sandy Young Vice President of Partnership Marketing

ADMINISTRATIVE STAFF

Pam Papsdorf Exec. Assistant to Player Personnel
 Sara Hoag Receptionist
 Christina Morelli Executive Assistant

FOOTBALL STAFF

COACHING STAFF

Nathaniel Hackett Head Coach
 Ejiro Evero Defensive Coordinator
 Justin Outten Offensive Coordinator
 Dwayne Stukes Special Teams Coordinator
 Ola Adams Assistant Defensive Backs
 Zach Azzanni Wide Receivers
 Butch Barry Offensive Line
 Dom Capers Senior Defensive Assistant
 A.C. Carter Defensive Quality Control
 Ramon Chinyoung Offensive Quality Control
 Marcus Dixon Defensive Line
 Zach Grossi Offensive Quality Control
 Richard Guarascio Assistant Strength and Conditioning
 Derek Haitcock Assistant to Head Coach
 Peter Hansen Linebackers
 Corey Jones Assistant Strength and Conditioning
 Mateo Kambui Marlin Briscoe Coaching Fellow
 Bill Kollar Defensive/Special Projects
 Clint Kubiak Passing Game Coordinator/Quarterbacks
 Loren Landow Head Strength and Conditioning Coach
 Mike Mallory Assistant Special Teams
 Brad Miller Football Strategy Analyst
 Jake Moreland Tight Ends
 Pierre Ngo Assistant Strength and Conditioning
 Christian Parker Defensive Backs
 Ben Steele Assistant Offensive Line
 DeAndre Thompson Billy Thompson Coaching Fellowship
 John Vieira Instructional Designer
 Bert Watts Outside Linebackers
 Tyrone Wheatley Running Backs

Bryan Chessin Midwest National Scout
 Rob Paton Regional Scout
 Eugene Armstrong Southeast Area Scout
 Dave Bratten West Coast Area Scout
 Scott DiStefano Senior Midwest Area Scout
 Chaz McKenzie Northeast Area Scout
 Deon Randall Southwest Area Scout
 Roya Burton Player Personnel Assistant
 Robert Simpson Football Administration Coordinator
 John Elway Consultant

FOOTBALL TECHNOLOGY AND RESEARCH

Tony Lazzaro Sr. Director, Football Technology & Research
 Karl Schreiner Director, Football Information Systems
 Scott Flaska Senior Manager, Football Analytics
 Richard Hildebrand Senior Software Engineer
 Ethan Collins Software Developer
 Kunal Singh Data Scientist
 Mehmet Erden Data Scientist

MEDICAL STAFF

Vince Garcia Head Athletic Trainer
 Matthew Kee Dir. of Rehabilitation/Asst. Athletic Trainer
 Paul Burant Asst. Athletic Trainer/Physical Therapist
 Zach Lewis Assistant Athletic Trainer
 Michael Sundeen Assistant Athletic Trainer
 Alexia Malone Oliver Asst. Athletic Trainer/Physical Therapist
 Martin Boublik, MD Head Team Physician
 J. Steven Geraghty, MD Team Physician
 Braden Mayer, MD Team Physician
 Josh Metz, MD Team Physician

EQUIPMENT

Chris Valenti Equipment Manager
 Mike Harrington Assistant Equipment Manager
 Jason Schell Assistant Equipment Manager
 Garrett Lawrence Assistant Equipment Manager

VIDEO OPERATIONS

Steve Boxer Video Director
 Chris Kirchner Video Operations Manager
 Kirt Horuchi Video Operations Coordinator
 Sam Ryan Video Assistant
 Lamar Smith Video Assistant

BUSINESS STAFF

MEDIA RELATIONS

Megan Boyle..... Strategic Communications Manager
 Jordan Beasley..... Football Communications Manager
 Tyler Gorse..... Public Relations Assistant

COMMUNITY DEVELOPMENT

Bobby Mestas..... Director of Youth & High School Football
 Liz Jeralds..... Director of Community Development
 Katie Shuster..... Sr. Coordinator of Community Development
 Maya Blacken..... Community Development Coordinator

DIGITAL MEDIA

Erich Schubert..... Sr. Director of Communications & Content
 Tori Boykins..... Manager of Digital Development & Experience
 Keelyn Arnold..... Graphic Designer
 Ben Swanson..... Managing Editor, DenverBroncos.com
 Phil Milani..... Coordinating Producer/Reporter
 Aric DiLalla..... Sr. Coordinator of Digital Content/Lead Writer
 Sydnee Jones..... Team Reporter/Producer
 Carolyn Deisley..... Sr. Manager of Social Media Strategy
 Joe Abdellah..... Creative Content Manager & Project Lead
 Jill Kirson..... Social Media Emerging Platforms Coordinator
 Ike Enriquez..... Social Video Coordinator
 Gabriel Christus..... Team Photographer

BROADCAST & THUNDERVISION

Russ Jenisch..... Sr. Director of Event Presentation & Production
 Austin Brink..... Director of Broadcast & ThunderVision Productions
 Mike Genova..... Content Producer/Video Editor
 Aaron Gunning..... Associate Producer/Video Editor
 Dan Probst..... Graphics Producer/Video Editor
 Alexis Perry..... Producer/Reporter/Editor
 Nick Young..... Manager of Strategic Productions
 Nick Schultz..... Manager of ThunderVision Content & Presentation
 Reid Conant..... Video Production Specialist/Editor

FINANCE

Nanette Thompson..... Assistant Controller
 Will Knorr..... Senior Financial Analyst
 Jeremy Wallace..... Senior Accountant
 Jennifer Brunetti..... Payroll Manager
 Peggy Jackson..... Accounting Manager
 Gina Johnson..... Accounts Payable Supervisor
 Sharon Erwin..... Accounts Payable Clerk

INFORMATION TECHNOLOGY

Chris Newman..... Director of Information Technology
 Rick Seifert..... Chief IT Engineer
 Jason Moore..... Senior Information Technology Engineer
 Mike Corey..... Senior Information Technology Analyst
 Gil Bencomo..... Senior Information Technology Engineer
 Nick Burriss..... Chief IT Engineer
 Denise Hernandez..... Information Technology Engineer
 Jessica Jaramillo..... Helpdesk Technician
 Joseph Helsley..... Helpdesk Technician

HUMAN RESOURCES

Aracely Gomez..... Human Resources Director
 Jennifer Morales..... Human Resources Director
 Reann Rice..... Human Resources Manager
 Alannah Langley..... Human Resources Administrator
 Naomi Savas..... DEI Program Coordinator

MARKETING

Ted Santiago..... Senior Director of Marketing
 Marisol Villagomez..... Director of Multicultural Marketing
 Steve Atwater..... Fan Development Manager
 Liz Coates..... Game Entertainment Manager
 Brad Post..... Mascot Coordinator
 Michael Agado..... Marketing Coordinator
 Kevin Johnson..... Creative Director
 Pat Thompson..... Marketing Manager
 Jamie Kingston..... Project Manager
 Julian Mijares..... Graphic Designer
 Fatima Knight..... Graphic Designer
 Javier Flores..... Multicultural Marketing Coordinator

CORPORATE SALES

Jon Carlson..... Director of Business Development
 Jon Latke..... Sr. Manager of Business Development
 Michael Benjamin..... Senior Sales Associate

PARTNERSHIP MARKETING

Derek Thomas..... Director of Partnership Marketing
 Amanda Hebert..... Director of Partnership Marketing
 Brooke Manning..... Manager of Partnership Marketing
 Matt Swiren..... Manager of Partnership Marketing
 Damian Fairnola..... Partnership Marketing Coordinator
 Andrew Leeder..... Partnership Marketing Coordinator
 Savannah Xenakis..... Partnership Marketing Coordinator
 Makenzie Lange..... Partnership Marketing Associate

CHEERLEADERS

Shawna Peters..... Director of Specialized Programs and Cheer
 Shelly Trujillo..... Assistant Director, Cheerleaders
 Jordyn Johnson..... Program & Communications Manager

OPERATIONS

Adam Newman..... Director of Team Logistics
 Josh Bruning..... Director of Operations
 Zach Burns..... Sr. Manager of Facility Services & Events
 Greg Johnson..... Sr. Facility Maintenance Coordinator
 Cristofer Reza..... General Maintenance Technician
 Jake TenBraak..... Facilities Operations Assistant
 Darrell Bowen..... Facilities Attendant
 Seth Vigil..... Facilities Attendant

SECURITY

Jim White..... Director of Security
 Al Holstein..... Security Officer

SPORTS TURF & GROUNDS

Brooks Dodson..... Sr. Director of Sports Turf & Grounds
 Cole Dudley..... Sports Turf Manager
 Andrew Mahnke..... Grounds Coordinator
 Kenny Chavez..... Grounds Assistant
 Garrett Catron..... Turf Assistant
 Carter Siweck..... Sports Turf Assistant

NUTRITION & DINING

Bryan Snyder..... Director of Team Nutrition
 Justin Domsch..... Executive Chef
 Wendy Jaramillo..... Lead Chef
 Brian Pastoric..... Sous Chef
 Ryan Dodge..... Sr. Preparation Chef
 Jesus Raya..... Preparation Chef
 Danny Sackett..... Culinary Team
 Robert Archuletta..... Culinary Team
 Brandi Williams-Beck..... Culinary Team

BUSINESS INTELLIGENCE

Clark Wray..... Sr. Director of Ticket Strategy & Analytics
 Spencer Horner..... Sr. Manager of Business Intelligence & Analytics
 Elizabeth Browne..... Research Analyst
 Matthew Sullivan..... CRM Analyst

TICKETING

Katie Delay..... Senior Director of Ticket Operations
 Patti Barban..... ADA Manager
 Abby Miller..... Sr. Manager of Ticket Operations
 Ivy Johnson..... Manager, Ticket Operations
 Glenn Hives..... Director of Customer Service
 Dave Stutman..... Manager of Club Seat Service
 Stacey Drifmeyer..... Ticket Operations Coordinator
 Ethan Gildone..... Ticket Operations Coordinator
 Cameron Barlow..... Account Manager of Club Services
 Brandon Warner..... Account Manager of Club Services
 Jacob Black..... Account Manager, Club Member Services
 Matt Cassidy..... Customer Service Representative
 Joshua Cohn..... Customer Service Representative
 Camryn Frankel..... Customer Service Representative
 Alexandria Farmer Waters..... Customer Service Rep
 Olivia Baxman..... Customer Service Rep
 Addie Cavallaro..... Customer Service Rep
 Brooke Carnie..... Sr. Account Manager, Suite Services
 Sara Denney..... Account Manager, Suite Services
 Ryan Grady..... Premium Seating Executive
 Matt Melchior..... Premium Seating Executive
 Lauren McKenna..... Premium Seating Executive

STAFF DIRECTORY



STADIUM MANAGEMENT COMPANY

ADMINISTRATION

Scott Blik Assistant General Manager

OPERATIONS/FACILITIES

Zach Myhra Dir. of Facilities, Construction & Planning
 Matt Shine Director of Operations and Engineering
 Kirk Godfrey Facilities Operations Manager
 Harmony Aiona Graphic Production Supervisor
 John Capezzuto Production Artist
 Harmony Aiona Graphic Production Supervisor
 Chris Hoag Electrical Supervisor
 Craig Honas General Maintenance Supervisor
 Curt Norton Plumbing Supervisor
 Jeremiah Roybal Engineering Manager
 Cole Tavanner Conversion & Warehouse Supervisor
 Ryan Conlon Electrician
 Chris Farrington General Maintenance Technician
 James Heinrichs Assistant Project Manager
 Mike Hernandez Plumber
 Steven Morris Operations Coordinator
 Kevin O'Connor Facilities Technician
 Madeline Pedro Facilities Administrator
 Michael Pisching Conversion Crew Member
 Robert Saavedra Conversion Crew Member
 Kevin Rickard Conversion Crew Member
 Clifford Anderson Conversion Crew Member
 Ryan Daly Conversion Crew Member
 Carvin Howard Conversion Crew Member
 Timothy Talbot HVAC Supervisor
 Page Valencia Electrician II
 Julia Siebert Project Manager
 Bryce Burford HVAC Technician II
 Courtney Spess HVAC Technician II

CREATIVE SERVICES

Pat Jordan Dir. of Technical & Broadcast Operations
 Jeremy Wecker Sr. Manager of Broadcast Engineering
 William Stowe Audio Visual Operations Engineer
 Aaron Fabis Graphics & IPTV Producer

EVENTS ADMINISTRATION

Jon Applegate Sr. Director of Events & Booking
 Chuck Olney Director of Business Development
 Austin Zilis Sr. Manager, Events & Parking
 Darren Siegal Parking & Events Manager
 Karen Webber Office & Events Assistant

GUEST RELATIONS MANAGEMENT

Pat Tetrick Director of Guest Relations
 Jeff Engelken Guest Relations Supervisor
 Anecia Carroll-Bankston Guest Relations Administrator

SECURITY

Jared Devine Director of Security
 Cindy Gordon Security Manager
 Fallon Howard Security Supervisor
 Mo Mills Security Supervisor
 Scott Padgett Security Supervisor
 Melissa Rodriguez Loading Dock Supervisor
 Jason Cardona Assistant Supervisor
 Dominique Ireland Assistant Supervisor
 Jackie Anderson Assistant Supervisor
 Michael Coleman Security Officer
 Ashton Davis Security Officer
 David Moulton Security Officer
 Jazmin Rodriguez Security Officer
 David Seas Security Officer
 Sean Smith Security Officer
 Kevin Vogel Security Officer
 Terrence Whitaker Security Officer

SPECIAL EVENTS

Anna Marie Martinez Director of Special Events
 Catherine Bishop Special Events Manager
 Kelly Williams Special Events Coordinator
 Kathleen Risser Special Events Administrator

TURF & GROUNDS

Chris Hathaway Director of Turf and Grounds
 Abe Picaso Turf Coordinator
 Michael Puckett Turf Coordinator

DENVER BRONCOS WINNING TRADITION

The Denver Broncos, who will embark on their 63rd season in 2022, are tied for the second-most Super Bowl appearances in professional football history. In addition to winning back-to-back World Championships following the 1997-98 seasons, the Broncos captured their third Super Bowl in 2015. The team has also totaled 29 all-time winning seasons, 22 playoff berths, 15 AFC West titles and 10 AFC Championship Game appearances. “Broncos Country” is home to the NFL’s best fans with the franchise’s 52-year home game sellout streak representing the longest in professional football.

Fifth Best Since 1970 NFL/AFL Merger — The Broncos’ 456-347-6 (.568) record in the regular season since the 1970 merger ranks fifth in the NFL during those 52 seasons.

TOP RECORDS AMONG NFL TEAMS, 1970-2021 (regular season only)

Franchise	Record	Pct.
1. Pittsburgh Steelers	495-310-4	.614
2. Dallas Cowboys	471-338-0	.582
3. New England Patriots	466-343-0	.576
4. Miami Dolphins	461-346-2	.571
5. Denver Broncos	456-347-6	.568

CHARTING THE BRONCOS’ 15 DIVISION TITLES

Year	Record	AFC Playoff Record	Level Reached
1977*	12-2	2-0	Super Bowl XII
1978	10-6	0-1	AFC Divisional Playoff
1984	13-3	0-1	AFC Divisional Playoff
1986	11-5	2-0	Super Bowl XXI
1987*	10-4-1	2-0	Super Bowl XXII
1989*	11-5	2-0	Super Bowl XXIV
1991	12-4	1-1	AFC Championship
1996*	13-3	0-1	AFC Divisional Playoff
1998*	14-2	2-0	World Champions
2005	13-3	1-1	AFC Championship
2011	8-8	1-1	AFC Divisional Playoff
2012*	13-3	0-1	AFC Divisional Playoff
2013*	13-3	2-0	Super Bowl XLVIII
2014	12-4	0-1	AFC Divisional Playoff
2015*	12-4	2-0	World Champions

*denotes seasons in which Broncos secured homefield advantage throughout AFC Playoffs.

Denver Tied for Second in Super Bowl Appearances — The Broncos made their eighth Super Bowl appearance against Carolina on Feb. 7, 2016, and that total ties for the second most in NFL history. Winners of three Super Bowls (XXXII, XXXIII, 50), the Broncos are one of just nine NFL teams to win a trio of World Championships.

MOST SUPER BOWL APPEARANCES, NFL HISTORY

Franchise	App.	Games (wins asterisked)	Rec.
1. New England Patriots	10	XX, XXXI, XXXVI*, XXXVII*, XXXIX*, XLII, XLVI, XLIX*, LI*, LII, LIII	6-5
2. Denver Broncos	8	XII, XXI, XXII, XXIV, XXXII*, XXXIII*, XLVIII, 50*	3-5
Dallas Cowboys	8	V, VI*, X, XII*, XIII, XXVII*, XXVIII*, XXX*	5-3
Pittsburgh Steelers	8	IX*, X*, XIII*, XIV*, XXX, XL*, XLIII*, XLV	6-2
5. San Francisco 49ers	7	XVI*, XIX*, XXIII*, XXIV*, XXIX*, XLVII, LIV	5-2

Homefield Advantage — The Broncos’ 289-135-4 (.681) overall record (reg. + postseason) at home since the 1970 Merger is the second best in the NFL. Denver owns a 272-130-4 (.676) home record in the regular season since 1970 and is 17-5 (.773) in the postseason at home during this time.

TOP FIVE OVERALL HOME RECORDS, NFL, 1970-2021

Team	Regular Season	Postseason	Total	Pct.
1. Pittsburgh	291-112-2 (.721)	21-11 (.656)	312-123-2	.716
2. Denver	272-130-4 (.676)	17-5 (.773)	289-135-4	.681
3. Minnesota	269-135-1 (.665)	12-8 (.600)	281-143-1	.662
4. Miami	264-139-1 (.655)	15-7 (.682)	279-146-1	.656
New England	264-141-0 (.652)	23-5 (.821)	287-146-0	.663



uhealth

TRAINING CENTER




UHealth Training Center is the state-of-the-art facility for the Denver Broncos located in Englewood, Colo.

The team's suburban headquarters, which spans 25.5 acres in the expanding Dove Valley Business Park in South Arapahoe County, consists of three separate buildings:

- Paul D. Bowlen Memorial Broncos Centre (completed in 1990)
- Strength & Conditioning Complex (completed in 2004)
- Pat Bowlen Fieldhouse (completed in 2014)

Since the 2014 offseason, the Broncos have invested more than \$60 million to renovate its existing facility and construct an indoor practice facility adjacent to the team's current headquarters. The capital improvement plan at UHealth Training Center, which has made the Broncos' headquarters one of the elite training facilities in all of professional sports, included:

- Expanding the Paul D. Bowlen Memorial Broncos Centre by 27,490 square feet and renovating the lobby, team meeting room, training room, player locker room, media room and other existing infrastructure.
- Constructing a new commercial kitchen and cafeteria as well as new video operations and football technology offices.
- Building a 115,000 square-foot indoor practice facility—the Pat Bowlen Fieldhouse—west of the current practice fields that includes an 85,000 square-foot fieldhouse as well as a 30,000 square-foot support space.
- Adding more than 3,000 square feet of conference space along with several new offices and workspaces.
- Updating the strength and conditioning facilities with new performance flooring, equipment and decor.
- Enhancing the new indoor full-length field with a locker room and football service area.
- Accompanying the Pat Bowlen Fieldhouse with meeting spaces, a TV/digital studio and a Broncos retail outlet.
- Improving the training camp experience for fans by creating a larger public viewing area, including new ADA seating, adding additional parking and improving restroom facilities.
- Modernizing and expanding main team meeting room by 1,650 square feet in addition to updating all of the breakout position group meeting rooms.



UCHEALTH TRAINING CENTER



The three outdoor natural grass fields have underground tubing to prevent the turf from freezing and allow the Broncos to practice year-round on unfrozen natural grass.



The indoor practice field inside the Pat Bowlen Fieldhouse enables the team to utilize a full-length field in a climate-controlled environment.



The team's dining hall, featuring a full kitchen and a Gatorade Fuel Bar, keeps players, coaches and staff fed year round.



The team auditorium, renovated in 2018, includes 136 fixed seats and covers 3,813 square feet.




The training room includes therapy pools, a player recovery room and cryotherapy chambers.



The 9,000-square-foot weight room was renovated in 2020 with new performance flooring, equipment and decor.



The Broncos can accommodate thousands of fans during training camp practices at UCHealth Training Center.



The Broncos completed a million-dollar player locker room renovation project during the 2016 offseason.

DID YOU KNOW?

The Broncos' original headquarters consisted of a Quonset hut on Clay Street near Bears Stadium, the team's home field. In the mid-1960s, the franchise moved into a different facility at 5700 Logan Street in North Denver. The series of small buildings served as the club's home until the UCHealth Training Center in Englewood, Colo., was completed in 1990.

ADMINISTRATION / COACHES





ROB WALTON

OWNER

Rob Walton is in his first year as Owner of the Denver Broncos. He leads the Walton-Penner Family Ownership Group, which was unanimously approved to purchase the team on Aug. 9, 2022.

A business leader and conservationist, Walton served as Walmart's chairman of the board of directors from 1992-2015 and has been an active advocate for global sustainability and environmental conservation. He joined Walmart in 1969, and prior to becoming chairman, he held a variety of positions with the company, including senior vice president, corporate

secretary, general counsel and vice chairman.

Helping take Walmart public in 1970, Walton's leadership and business acumen spurred the company's historic success during his tenure. While he was chairman of the board, Walmart grew to the top of the Forbes 500 ranking of America's largest companies and became a global company.

His passion for environmental conservation began at Walmart when, as board chair, he collaborated with the company's management to make sustainability a significant corporate initiative and priority. He led a collaboration between Conservation International and Walmart to increase the use of renewable energy, minimize waste and sell sustainable products in Walmart stores.

Walton also continues to support important conservation projects through his personal philanthropy. He is a decades-long supporter of African Parks, an organization dedicated to the rehabilitation and long-term management of protected areas in partnership with governments and local communities.

Walton serves on the board of directors of Conservation International, is an Emeritus Trustee of the African Parks Foundation and is co-chairman of the Arizona State University Global Institute of Sustainability. He also is a member of the Mayo Clinic Arizona Leadership Council and an emeritus life trustee of The College of Wooster.

He previously served on the Walton Family Foundation Board and as Chair of the Environment Committee.

Before joining Walmart, Walton was a partner with the law firm of Conner & Winters in Tulsa, Okla. He is a graduate of the University of Arkansas and the Columbia University School of Law.

A sports enthusiast and outdoorsman, Walton enjoys spending time at his Colorado home and making the most of the state's scenic beauty. He is an avid cyclist and has completed the Leadville 100, a hundred-mile race across the Colorado Rockies; Cape Epic, a grueling multi-stage international race; and multiple Ironman Championships.

Walton also is a licensed pilot who enjoys competitive driving and collecting vintage cars.



GREG PENNER

OWNER & CHIEF EXECUTIVE OFFICER

Greg Penner is in his first season as Owner & Chief Executive Officer of the Denver Broncos in 2022 as part of the Walton-Penner Family Ownership Group.

In his role, Penner has primary responsibility for the day-to-day operations of the Broncos. He oversees both football and business operations for the franchise in collaboration with the Walton-Penner Family Ownership Group.

With a career focused on investing in, launching and building successful business enterprises, Penner's experience with innovation, risk-taking and entrepreneurs gives him a unique point of view in managing large-scale, impactful organizations.

Penner is the founder and general partner of Madrone Capital Partners. He was elected as chairman of the Walmart Board of Directors in 2015, becoming just the third person to serve in that position, following his father-in-law, Rob Walton, and company founder Sam Walton.

Over a 20-year period, Penner has worked with Walmart in a number of capacities, including as senior vice president and chief financial officer — Japan and senior vice president of finance and strategy for Walmart.com. He was first elected to the Walmart Board in 2008 and has served as a member on the Strategic Planning and Finance Committee and as chairman of the Technology and eCommerce Committee.

Penner previously worked as a financial analyst at Goldman Sachs & Co. and as a general partner of Peninsula Capital. He also served as a member of the board of directors of Baidu, Inc., from 2004-17 and on the board of directors of Hyatt Hotels Corporation from 2007-14.

One of Penner's passions is his commitment to finding ways to close the access and affordability gap in education that so many young people experience. In addition to his participation with the Walton Family Foundation, Penner has served on the board of Teach for America and The Charter School Growth Fund.

Through the Penner Family Foundation, Penner and his wife Carrie have provided \$10 million in funding to Georgetown University for an endowed scholarship fund and the Penner Family Endowed Experiences Fund. These programs allow undergraduates, many of whom are first-generation college students, to travel abroad, work at unpaid internships, engage in meaningful research and participate in extracurricular service projects.

Penner earned a Bachelor of Science degree in international economics from Georgetown in 1992 and an MBA from Stanford University's Graduate School of Business in 1997.

A Colorado resident and outdoor enthusiast, Penner is a triathlete and has competed four times in Hawaii's Ironman Championship. He also has climbed five of the world's Seven Summits, including Mount Everest in 2017.



CARRIE WALTON PENNER

OWNER

Carrie Walton Penner is in her first year as Owner of the Denver Broncos in 2022 as part of the Walton-Penner Family Ownership Group. In her role, she is actively engaged with Broncos ownership and executives on all matters related to the organization.

Heavily involved in education research, evolution, advocacy and philanthropy for more than 20 years, Walton Penner has an extensive background in education, mental health and media to help achieve greater equity for youth and underserved communities. She has advised many nonprofit organizations on matters that include strategic planning, funder and grantee relationship building, organizational transitions and effective governance for high-impact philanthropy.

Walton Penner chairs the Walton Family Foundation K-12 Education Program Committee and serves on the boards of The Aspen Institute and KIPP Foundation. She also is a member of the Stanford University Board of Trustees.

Additionally, Walton Penner's work through investments in founder-led, early-stage companies and support for non-profit organizations seeks to address mental health access and inequities.

Walton Penner has helped elevate voices traditionally unheard in media through development and production of documentaries and other content. She is an executive producer of the documentary "Covid Diaries NYC," which follows the lives of five young filmmakers telling the stories of their families through the first wave of COVID-19 in New York City.

Her passion for equity was ignited during her college tenure at Georgetown University, where she earned a bachelor's degree in economics and history. There, she witnessed firsthand the significant quality difference in the U.S. public education system while tutoring high school students in Washington, D.C.

A committed civic leader, Walton Penner serves academic communities, public policy development and collaborative family philanthropy at the Walton Family Foundation. She and her husband, Greg, are advocates for diverse and low-income students and closing the access and affordability gap in higher education.

Most recently, the Penner Family Foundation provided \$10 million in funding to Georgetown University for an endowed scholarship fund and the Penner Family Endowed Experiences Fund. These programs allow undergraduates, many of whom are first-generation college students, to travel abroad, work at unpaid internships, engage in meaningful research and participate in extra-curricular service projects.

Following her undergraduate tenure at Georgetown, Walton Penner earned dual master's degrees in program evaluation and administration and policy analysis from Stanford's Graduate School of Education.

After calling Boulder, Colo., her home during much of her youth, Walton Penner returned to Colorado permanently in 2016. She is passionate about outdoor sports and is an avid hiker and skier.

**MELLODY HOBSON****OWNER**

Melody Hobson is in her first year as an owner of the Denver Broncos in 2022 as part of the Walton-Penner Family Ownership Group.

A Co-CEO for Ariel Investments, Hobson is responsible for management, strategic planning and growth for all areas of the firm outside of research and portfolio management. Additionally, she serves as Chairman of the Board of Trustees of the Ariel Investment Trust—the company’s publicly traded mutual funds.

Prior to being named Co-CEO of Ariel, Hobson spent nearly two decades as the company’s president. She started as an intern in 1989 and has helped grow the firm’s assets under management from \$1.2 billion to \$17.8 billion.

A nationally recognized voice on financial literacy, Hobson is well known for her philanthropy, speeches and writing on issues related to income inequality, financial literacy, race and education.

In 2021, Ariel Investments launched “Project Black” with a mission to scale sustainable minority-owned businesses that can serve as Tier 1 suppliers to Fortune 500 companies. The project aims to close the racial wealth gap by generating jobs, economic growth and equality within underrepresented groups.

In addition to her roles with the Broncos and Ariel, Hobson’s leadership has been invaluable to corporate boardrooms across the nation. She currently serves as Chair of the Board of Starbucks Corporation and is also a director of JPMorgan Chase.

Hobson previously was Chairman of the Board of DreamWorks Animation until the company’s sale and was also a long-standing board member of the Estée Lauder Companies.

Serving as Chairman of After School Matters, Hobson is involved in this Chicago non-profit that provides area inner-city teens with high-quality after school and summer programs. Additionally, she is vice chair of World Business Chicago, co-chair of the Lucas Museum of Narrative Art and a board member of the George Lucas Education Foundation and Bloomberg Philanthropies.

Hobson also serves on the board of trustees of both the Center for Strategic & International Studies and the Los Angeles County Museum of Art (LACMA). She is a member of the American Academy of Arts and Sciences and the Rockefeller Foundation Board of Trustees while also serving on the executive committee of the Investment Company Institute.

Hobson earned an A.B. from Princeton University’s School of International Relations and Public Policy. In 2019, she was awarded the university’s highest honor, the Woodrow Wilson Award, presented annually to a Princeton graduate whose career embodies a commitment to national service.

She also has received honorary doctorate degrees from Howard University, Johns Hopkins University, St. Mary’s College, William & Mary and the University of Southern California.

Born and raised in Chicago, Hobson is the youngest daughter of a single mother to six children. Married to George Lucas, she is an enthusiastic sports fan and dedicated athlete who enjoys running, swimming and working out.

**CONDOLEEZZA RICE****OWNER**

Condoleezza Rice is in her first year as an owner of the Denver Broncos in 2022 as part of the Walton-Penner Family Ownership Group.

A highly respected public servant, accomplished academic and corporate leader, Rice is the Tad and Dianne Taube Director of the Hoover Institution and the Thomas and Barbara Stephenson Senior Fellow on Public Policy. In addition, she is a founding partner of Rice, Hadley, Gates & Manuel LLC, an international strategic consulting firm.

A Professor of Political Science at Stanford University, Rice has served on the school’s faculty since 1981. She has won two of the university’s highest teaching honors, receiving the 1984 Walter J. Gores Award for Excellence in Teaching and the 1993 School of Humanities and Sciences Dean’s Award for Distinguished Teaching.

In 2013, Rice was appointed to the inaugural College Football Playoff Selection Committee, formerly the Bowl Championship Series. She served on the committee until 2017.

From 2005-09, Rice served as the 66th Secretary of State of the United States, becoming the second woman and first Black woman to hold the post. She also worked as President George

W. Bush's National Security Advisor from 2001-05 and served on President George H.W. Bush's National Security Council staff from 1989-91.

Rice served as Stanford University's provost from 1993-99, during which time she was the institution's chief budget and academic officer. As provost, she was responsible for a \$1.5 billion annual budget and an academic program involving 1,400 faculty members and 14,000 students.


In 1997, Rice also served on the Federal Advisory Committee on Gender-Integrated Training in the Military.

Rice currently serves on the boards of C3.ai, an AI software company; and Makena Capital Management, a private endowment firm. In addition, she is Vice Chair of the Board of Governors of the Boys & Girls Clubs of America and a trustee of the Aspen Institute.

An active proponent of an extended learning day through after-school programs, Rice in 1991 co-founded the Center for a New Generation. CNG is innovative, after-school academic enrichment program for students in East Palo Alto and East Menlo Park, Calif. CNG has since merged with and expanded to several Boys & Girls Clubs of America chapters around the country.

Born in Birmingham, Ala., Rice earned a bachelor's degree in political science, cum laude and Phi Beta Kappa, from the University of Denver before receiving a master's degree in the same subject from the University of Notre Dame. She went on to earn a Ph.D. in political science from the Graduate School of International Studies at the University of Denver.

A Fellow of the American Academy of Arts & Sciences, Rice has been awarded 15 honorary doctorates.



SIR LEWIS HAMILTON

OWNER

Sir Lewis Hamilton is in his first season as an owner of the Denver Broncos in 2022 as part of the Walton-Penner Family Ownership Group.

A fierce advocate for global equality and seven-time World Champion, Hamilton is considered the most successful Formula One driver of all time. In addition to his record-tying seven World Championships, he holds F1 career marks for wins, pole positions and podium finishes.

Currently competing for Mercedes-Benz, Hamilton finished either first or second in eight of his first nine seasons racing with the team. This includes an unprecedented six World Championships in a seven-year span from 2014-20.

Hamilton made his F1 debut in 2007 with McLaren and turned in one of the most remarkable rookie performances in history, finishing as runner-up in the World Drivers' Championship by a single point. A year later, he became the then-youngest Formula One World Champion in history after totaling five victories and 10 podium finishes.

In addition to his dominance on the racetrack, Hamilton has also become a prominent advocate in support of activism to combat racism and push for increased diversity in motorsport.

Named one of TIME magazine's "100 most influential people in the world" in 2020, Hamilton also was recognized as the inaugural recipient of the 2021 Laureus Athlete Advocate of the Year Award for his involvement in the fight against racism.

In June 2020, he established the Hamilton Commission with the Royal Academy of Engineering to find ways in which motorsport can engage more youth from Black backgrounds. The partnership provides opportunities to employ candidates in motorsport as well as throughout the fields of science, technology, engineering and mathematics (STEM).

Building on the recommendations of the Hamilton Commission, he launched Mission 44, a charitable foundation created to empower youth from underserved communities and help achieve their ambitions in wider society. Specifically, the foundation supports organizations and programs that narrow the gap in employment and education.

Born in Stevenage, Hertfordshire, England, Hamilton was knighted by the Prince of Wales in the 2021 New Year Honours for his services to motorsport. He became just the fourth grand prix driver to be knighted and the first to be awarded the honor while still competing.

Hamilton has maintained a residence in Colorado for many years, spending time in the state during the winter months and racing offseason.

Did You Know?

In 2018, the Broncos offensive rookie quartet—running backs Phillip Lindsay and Royce Freeman, along with wide receivers DaeSean Hamilton and Courtland Sutton—combined for 2,817 yards from scrimmage. That total represented the most yards ever by a rookie quartet in NFL history.

**DAMANI LEECH****PRESIDENT**

Damani Leech enters his first season as President of the Denver Broncos in 2022 after he was named to that position by Owner/CEO Greg Penner on Aug. 11, 2022.

Reporting directly to Penner, Leech is a highly respected sports executive and innovator with 25 years of experience at both the professional and collegiate levels. He joined the Broncos after serving as Chief Operating Officer of NFL International for the last three seasons as part of eight years at the league office.

Leech leads the business operations of the Broncos and Stadium Management Company, which operates Empower Field at Mile High. Collaborating with the ownership group and the Broncos' Executive Team, he maintains a presence at both UCHealth Training Center and Empower Field at Mile High with responsibilities focused on business development, fan engagement and organizational innovation.

Leech's role with the Broncos includes oversight of all areas pertaining to the fan experience, revenue generation, finance, corporate partnerships, ticketing, facilities and stadium management, information technology, communications, marketing and community development.

A rising executive with the NFL since 2015, Leech spent the previous eight years in leadership positions at the league office with a key role in growing the game internationally as well as through business development and strategy initiatives. He joined the NFL after more than 17 years of experience at the NCAA national office in Indianapolis.

Serving as COO of NFL International from 2019-22, Leech oversaw all of the league's international operations in key markets—part of an international NFL fan base exceeding 200 million people—that include Australia, Africa, Brazil, Canada, China and Mexico. He guided the creation and execution of various NFL international initiatives, leading a diverse and talented team of more than 40 staff across offices in Toronto, Mexico City, Shanghai, Los Angeles and New York.

Additionally, Leech was heavily involved in the expansion of the NFL's International Games—as the League committed part of its expanded, 17-game season inventory to international games—as well as its International Player Pathway program to identify and develop elite international prospects who, as “local heroes” in their home countries, help the NFL grow fandom abroad.

Joining the NFL in 2015 as Vice President of Football Strategy and Business Development, Leech spent five years developing strategies and innovations that positioned football for future growth and enhancements. Working collaboratively across various departments, Leech led the development of numerous programs to drive growth for the league, including its Football Quality Index, expanded distribution of Next Gen Stats, the re-birth of the Pro Bowl Skills Showdown and leading the creation of a Future of Football committee of club representatives.

Beginning his career at the NCAA in 1998 as an intern, Leech progressively increased his responsibilities and ascended to its Managing Director of Championships role from 2013-15. In that role, he provided strategic oversight and direction for eight NCAA championships, including football, baseball and key Olympic sports, while managing the postseason bowl certification process.

Leech also was involved in fan development and engagement initiatives with the NCAA, including the rebranding of the College World Series and the development of a new \$140 million stadium to host college baseball's premiere event.

A Sports Business Journal “40 under 40 winner” in 2014, Leech received the NFL Commissioner's Award for helping launch the Black Engagement Network at the League office in 2018. He earned a bachelor of arts degree in public policy and international affairs from Princeton University in 1998 before receiving a master of arts degree in higher education administration from Indiana University in 2004.

At Princeton, Leech was a three-time first-team All-Ivy League selection as a defensive back who earned third-team All-America honors.

A native of Tacoma, Wash., Leech is married to Dr. Tamara Leech with two daughters: Brianna and Simone.

GEORGE PATON**GENERAL MANAGER**

George Paton, a 26-year personnel executive with a wealth of NFL experience overseeing year-round personnel transactions, enters his second season as general manager of the Denver Broncos. He was hired on Jan. 13, 2021.

Following his first season with the team, Paton (pronounced: Peyton), along with the football personnel department, was awarded the Best Draft Award during the 13th annual Inside the League Combine Seminar. The Broncos became the fifth team—and second AFC club—to garner the distinction since its inception in 2017.

With his first two draft selections as general manager, Paton selected CB Pat Surtain II (Rd. 1, Pick 9) and RB Javonte Williams (Rd. 2, Pick 35). In addition to winning NFL Rookie of the Week honors in Week 9 and 14, respectively, both Surtain and Williams were named to the Pro Football Writers of America (PFWA) All-Rookie Team following their inaugural campaigns.

Prior to the Broncos, Paton most recently served as Minnesota's Vice President of Player Personnel/Assistant General Manager. During his 14 seasons with the Vikings, he worked directly with General Manager Rick Spielman on all salary cap and player acquisition decisions in addition to helping establish the team's analytics department.

Paton earned two formal promotions with the Vikings, holding titles of Director of Player Personnel (2007-11) and Assistant General Manager (2012-20) before adding the Vice President of Player Personnel role in 2018. Prior to joining Minnesota, he spent six seasons as Director of Pro Personnel with Miami (2001-06), working with Head Coach Nick Saban during his final two years with the team.

Paton started his NFL career with Chicago in 1997 as a scouting assistant, ascending to Pro Scout from 1998-99 and Assistant Director of Pro Personnel from 2000-01 before joining Spielman in Miami.

In Paton's 14 seasons with Minnesota (2007-20), the Vikings made six playoff appearances—with six different starting quarterbacks—while winning four division titles and advancing to a pair of NFC Championship Games. He played a key role in the Vikings' acquisition of 22 Pro Bowlers through the draft (15), college free agency (2), veteran free agency (4) and trade (1) during his time in Minnesota.

No team selected more future Pro Bowlers (13) than the Vikings from 2011-20. Those acquisitions included wide receiver Justin Jefferson (2020), running back Dalvin Cook (2017), defensive end Danielle Hunter (2015), wide receiver Stefon Diggs (2015), linebacker Anthony Barr (2014), cornerback Xavier Rhodes (2013) and safety Harrison Smith (2012).

Of the 15 first-round selections by the Vikings during Paton's involvement with the team's draft (2008-20), four rookies were chosen to the Pro Bowl—including Offensive Rookie of the Year Percy Harvin in 2009—while 14 players became primary starters in their initial seasons. The Vikings made 26 first-, second- or third-round draft picks from 2012-2020 with an NFC-best 92.3% of those players still playing in the NFL in 2020.

Paton has also displayed an ability to find impact players such as Cook (2nd round- 2017), linebacker Eric Kendricks (2nd round – 2015), Hunter (3rd round – 2015), wide receiver Adam Thielen (CFA- 2013), tight end Kyle Rudolph (2nd round – 2011) and defensive end Everson Griffen (4th round- 2010) outside of the first round.

Coming off the second-best record in the NFC (50-29-1, .631) from 2015-2019, the Vikings retooled their roster in 2020 and used 15 selections—an NFL record for a seven-round draft. Minnesota's draft haul included Jefferson, who was the only offensive rookie Pro Bowler this year after setting the NFL single-season rookie record for receiving yards (1,400). Jefferson was selected 22nd overall and with one of four picks that were acquired from Buffalo in an offseason trade for Diggs.

In the five seasons preceding 2020, Minnesota earned three playoff appearances (2015, '17 & '19) and made the 2017 NFC Championship Game. Paton helped build three playoff teams during that span quarterbacked by Bridgewater (2015), Sam Bradford/Case Keenum (2017) and Kirk Cousins (2019).

Following a berth in the NFC Championship and a 13-win season in 2017, Minnesota was aggressive in signing unrestricted free-agent Cousins to a three-year contract. He was named to the Pro Bowl during his second season with the team in 2019 and is the league's seventh-rated passer (103.6 rtg.) during the last three seasons.

Bridgewater, who was selected with the last pick of the first-round in the 2014 NFL Draft, led the Vikings to the postseason with an NFC North title and an 11-5 regular-season record in 2015. He would suffer a career-threatening knee injury during training camp in 2016, leading to Minnesota's front office trading for Bradford during training camp.

In 2012, the Vikings made their first of four playoffs appearances in the decade behind second-year quarterback Christian Ponder. Paton was also instrumental in the building of back-to-back NFC North Champions in 2008 and '09 as the Vikings won the second-most games (22) in the NFL during that span.

Quarterback Brett Favre, who was signed as a street free agent and chosen to his 11th career Pro Bowl in 2009, piloted the team to a 12-4 record and a spot in the NFC Championship Game. In 2008, Paton assisted in trading for defensive end Jared Allen, who would go on to make four Pro Bowls with the Vikings. Quarterbacks Gus Frerotte and Tarvaris Jackson split time as starters as the club would win 10 games that season.

Paton was a four-year letter winner as a defensive back at UCLA from 1988-91 before playing professionally in Italy and Austria. He began his career as head coach of the sophomore football team at his alma mater Loyola High School in Los Angeles.

Paton, 51, and his wife, Barbara, have two children: Bella and Beau.

BRONCOS ALL-TIME TOP PERSONNEL EXECUTIVES

George Paton, who was named general manager of the Broncos on Jan. 13, 2021, is the club's 15th top personnel executive since the franchise's first year in 1960.

<u>Executive</u>	<u>Title</u>	<u>Year(s)</u>
Dean Griffing	General Manager	1960-61
Jack Faulkner	General Manager/Head Coach	1962-64
Fred Gehrke	Director of Player Personnel	1965-66
Lou Saban	General Manager/Head Coach	1967-71
John Ralston	General Manager/Head Coach	1972-76
Fred Gehrke	Vice President—General Manager	1977-80
Grady Alderman	General Manager	1981-82
Hein Poulus	Vice President—General Manager	1983
John Beake	General Manager	1984-98
Neal Dahlen	General Manager	1999-2001
Ted Sundquist	General Manager	2002-07
Jim Goodman	V.P. of Football Ops./Player Personnel	2008
Brian Xanders	General Manager	2009-10
John Elway	Exec. V.P. of Football Ops./GM	2011-20
George Paton	General Manager	2021-pres.



NATHANIEL HACKETT

HEAD COACH

Nathaniel Hackett enters his first season with the Denver Broncos after being named the 18th head coach in franchise history on Jan. 28, 2022.

A 20-year coaching veteran with 13 seasons of NFL experience, Hackett has been an offensive coordinator in eight of the last nine years at the NFL level. He most recently served as Green Bay's offensive coordinator for the past three seasons (2019-21) after leading the offenses for Jacksonville (2016-18) and Buffalo (2013-14).

Since 2017, Hackett has helped four teams—across two organizations—reach the postseason, including three conference championship game appearances (2018, '20-21). During that span, he directed two Top-5 scoring offenses (Jacksonville, 26.1 ppg-5th, 2017 and Green Bay, 31.8 ppg-1st, 2020).

During Hackett's three seasons as Green Bay's offensive coordinator, the Packers ranked fifth in the NFL in scoring (27.2 ppg) while committing the fewest turnovers (37 - 0.75/game) in the league.

Playing for Hackett, Packers quarterback Aaron Rodgers earned his third and fourth career MVP honors, winning the award in consecutive seasons from 2020-21. Over the last three seasons, All-

COACHING EXPERIENCE

14th NFL Season (1st with Broncos)

Denver Broncos	
Head Coach 2022
Green Bay Packers	
Offensive Coordinator 2019-21
Jacksonville Jaguars	
Offensive Coordinator 2016-18
Quarterbacks 2015-16
Buffalo Bills	
Offensive Coordinator 2013-14
Offensive Quality Control 2008-09
Syracuse University	
Offensive Coordinator/Tight Ends	... 2011-12
QB's/Passing Game/Tight Ends 2010
Tampa Bay Buccaneers	
Offensive Quality Control 2006-07
Stanford University	
Specialists Coach/Recruiting Coordinator	... 2005
Assistant to Coordinators 2003-04

Pro wide receiver Davante Adams ranked second in the NFL in receptions (321), receiving yards (3,924) and receiving touchdowns (34) while posting two of the Top 3 single-season reception marks by a Packer (123 in 2021; 115 in 2020).

Most recently in 2021, Green Bay's offense ranked in the Top 10 in average time of possession (30:36–5th), third-down percentage (41.7%–T-7th), scoring (26.5–T-9th), yards per game (365.6–10th), total yards (6,215–10th) and total points (450–10th). Additionally, the Packers finished with the fewest giveaways (13) in the NFL.

In 2020, Hackett helped the Packers' offense rank No. 1 in scoring (31.8), touchdowns (66), fewest giveaways (franchise-record 11), red zone TD percentage (team-record 80%) and time of possession (32:29) while ranking No. 2 in third-down percentage (team-record 49.4). Green Bay became just the third team in league history to record 500-plus points and commit 11 or fewer giveaways in a single season.

That season, the Packers featured four players (Rodgers, Adams, T David Bakhtiari and C Corey Linsley) who earned first-team All-Pro honors—Green Bay's most first-team selections on offense since 1962 (6).

During Rodgers' MVP season in 2020, he led the NFL in passer rating (121.5), passing touchdowns (team-record 48), completion percentage (team-record 70.7) and interception percentage (0.95). He became the first quarterback to lead the league in all four categories since Steve Young in 1992.

Additionally in 2020, Adams set a single-season franchise record with 115 receptions and tied the single-season team mark with 18 receiving touchdowns. Adams became the first player in NFL history to register 100-plus receptions and 18-plus touchdown catches in a season.

In Hackett's first season with the Packers in 2019, he helped guide the offense to a No. 2 ranking in giveaways (13), which tied for the second-best mark in team annals. The Packers' offense ranked No. 1 in zero-giveaway games (9) and featured running back Aaron Jones who tallied a league-best 16 rushing touchdowns.

Hackett spent four seasons with the Jacksonville Jaguars (2015-18), beginning as quarterbacks coach for the club before taking over as the offensive coordinator and play-caller beginning in Week 9 of the 2016 season.

In 2017, Hackett helped the Jaguars lead the league in rushing (141.4 ypg) for the first time in team history en route to an appearance in the AFC Championship Game. Jacksonville posted a league-best 11 games with 135-plus rushing yards—four more than any other team in '17—and allowed a franchise-low 24 sacks on the season (No. 3 in the NFL). Hackett also guided the offense to a No. 2 ranking in the NFL in red zone TD percentage (64.0)—the top mark in team annals—and a No. 1 league ranking in goal-to-go touchdown percentage (85.7).

Under Hackett's tutelage as quarterbacks coach in 2015, Blake Bortles set single-season franchise records in passing TDs (35), passing yards (4,428), completions (355) and attempts (606). At the time, Bortles was just the third quarterback in league history (Steve Young, 1998; Daunte Culpepper, 2004) to post 4,000 passing yards, 35-plus passing TDs and 300-plus rushing yards in a season.

Prior to joining the Jaguars, Hackett directed a Bills offense in 2014 that registered an 86.0 passer rating, the top mark by the team since 2002. Buffalo's quarterbacks combined for only 13 interceptions—the third fewest in franchise history to that point—and the offense registered 33 plays of 25-plus yards, the sixth most in the NFL and most by a Bills team since 2000.

HACKETT NAMED 18TH HEAD COACH IN BRONCOS HISTORY

Nathaniel Hackett, who was named Head Coach of the Denver Broncos on Jan. 28, 2022, is the 18th head coach since the franchise's first year in 1960.

<u>Head Coach</u>	<u>Years</u>	<u>Regular-Season Rec.</u>	<u>Postseason Rec.</u>
Frank Filchock	1960-61	7-20-1 (.268)	-
Jack Faulkner	1962-64	9-22-1 (.297)	-
Mac Speedie	1964-66	6-19-1 (.250)	-
<i>Ray Malavasi</i>	1966	4-8-0 (.333)	-
Lou Saban	1967-71	20-42-3 (.331)	-
<i>Jerry Smith</i>	1971	2-3-0 (.400)	-
John Ralston	1972-76	34-33-3 (.507)	-
Red Miller	1977-80	40-22-0 (.645)	2-3 (.400)
Dan Reeves	1981-92	110-73-1 (.600)	7-6 (.538)
Wade Phillips	1993-94	16-16-0 (.500)	0-1 (.000)
Mike Shanahan	1995-2008	138-86-0 (.616)	8-5 (.615)
Josh McDaniels	2009-10	11-17-0 (.393)	-
<i>Eric Studesville</i>	2010	1-3 (.250)	-
John Fox	2011-14	46-18-0 (.719)	3-4 (.429)
Gary Kubiak	2015-16	21-11-0 (.656)	3-0 (1.000)
Vance Joseph	2017-18	11-21 (.344)	-
Vic Fangio	2019-2021	19-30 (.388)	-
Nathaniel Hackett	2022-pres.	-	-

Interim head coaches italicized

In his first season as an NFL offensive coordinator (2013), Hackett oversaw a Bills offense that ranked No. 2 in the NFL in rushing (144.2 ypg), the best average posted by Buffalo since 1992 (152.3 ypg). Buffalo's rushing attack was led by running backs C.J. Spiller (933 yards) and Fred Jackson (890 yards), who became the first duo in franchise history to both register 875-plus rushing yards in the same season and were the lone teammate tandem in the NFL to do so in 2013.

Hackett joined the Bills after three seasons at Syracuse University, serving as offensive coordinator and tight ends coach (2011-12) and quarterbacks/passing game/tight ends coach (2010). Under his guidance, the Orange offense set numerous school records in 2012, including total offense (476.0), passing yards (3,757), touchdown passes (26), completions (295) and first downs (328). Syracuse featured a 3,000-yard passer, a 1,000-yard rusher and a 1,000-yard receiver in 2012 for the first time in school history.

Prior to joining Syracuse, Hackett served four seasons as an offensive quality control coach in the NFL, first with Tampa Bay (2006-07) and then with Buffalo (2008-09).

Before Hackett's first four years at the NFL level, he spent three seasons at Stanford University working as the specialists coach/recruiting coordinator (2005) and as an assistant to the offensive and defensive coordinators (2003-04). Hackett began his coaching career in 2003 at his alma mater, the University of California-Davis, where he served as assistant linebackers coach.

A four-year letterman at UC Davis, Hackett played linebacker and served as the team's long snapper from 1999-2002. Hackett was part of teams that finished with a combined 41-9 record while reaching the playoffs in all four of his collegiate seasons.

Hackett's father, Paul, coached 42 seasons (1969-2010) at the collegiate and professional levels, most recently serving as the quarterbacks coach for the Oakland Raiders from 2009-10. Paul Hackett served as head coach at the University of Pittsburgh (1989-92) and the University of Southern California (1998-2000) in addition to being an offensive coordinator for the Kansas City Chiefs (1993-97) and N.Y. Jets (2001-04).

Born on Dec. 19, 1979, in Fullerton, Calif., Hackett is married to wife, Megan, and the couple has two sons, Harrison and London, and two daughters, Briar and Everly.

NATHANIEL HACKETT YEAR-BY-YEAR

Year	Position	Team/School	Reg. Season Record	Postseason (record)			
2003	Assistant to Coordinators	Stanford	4-7				
2004	Assistant to Coordinators	Stanford	4-7				
2005	Specialists Coach/Recruiting Coordinator	Stanford	5-5				
2006	Offensive Quality Control	Tampa Bay	4-12				
2007	Offensive Quality Control	Tampa Bay	9-7	Playoffs (0-1)			
2008	Offensive Quality Control	Buffalo	7-9				
2009	Offensive Quality Control	Buffalo	6-10				
2010	Quarterbacks/Passing Game/Tight Ends	Syracuse	8-5				
2011	Offensive Coordinator/Tight Ends	Syracuse	5-7				
2012	Offensive Coordinator/Tight Ends	Syracuse	8-5	New Era Pinstripe Bowl (1-0)			
2013	Offensive Coordinator	Buffalo	6-10				
2014	Offensive Coordinator	Buffalo	9-7				
2015	Quarterbacks	Jacksonville	5-11				
2016	Quarterbacks/Offensive Coordinator	Jacksonville	3-13				
2017	Offensive Coordinator	Jacksonville	10-6	Playoffs (2-1)			
2018	Offensive Coordinator	Jacksonville	5-11				
2019	Offensive Coordinator	Green Bay	13-3	Playoffs (1-1)			
2020	Offensive Coordinator	Green Bay	13-3	Playoffs (1-1)			
2021	Offensive Coordinator	Green Bay	13-4	Playoffs (0-1)			
		TOTALS	137-142 (.477)	5-5 (.500)			
Breakdown of Nathaniel Hackett's record coaching football:				W	L	T	Pct.
Regular season record as an NFL head coach				0	0	0	—
Postseason record as an NFL head coach				0	0	0	—
Overall record as an NFL head coach				0	0	0	—
Regular season record as an NFL assistant coach				103	106	0	.493
Postseason record as an NFL assistant coach				4	5	0	.444
Overall record as an NFL assistant coach				107	111	0	.491
Overall record as an NFL coach				107	111	0	.491
Regular season record as a collegiate assistant coach				34	36	0	.486
Postseason record as a collegiate assistant coach				1	0	0	1.000
Overall record as a collegiate assistant coach				35	36	0	.493
Overall record coaching football				142	147	0	.491

COORDINATORS



EJIRO EVERO

DEFENSIVE COORDINATOR

Ejiro Evero (pronounced: E-jer-OH ever-OH) enters his first season as defensive coordinator for the Denver Broncos in 2022. He was hired by the club on Feb. 17.

Evero, who has 17 years of coaching experience, joins the team with 14 seasons of NFL experience. He spent the past five seasons with the L.A. Rams, serving as secondary coach/pass game coordinator (2021) and safeties coach (2017-20).

Under Evero's watch in 2021, the Rams ranked tied for third in interceptions (19) and had 10 different players record at least one pick. Cornerback Jalen Ramsey and safety Taylor Rapp tied for the team lead in interceptions (4) and ranked tied for sixth in the NFC.

Last season, Evero coached Ramsey to his second career *Associated Press* All-Pro selection and third career Pro Bowl. Ramsey played 16 games for the fourth time in his career, totaling a career-high 76 tackles (62 solo), four interceptions (41 yds.), 16 passes defended, one forced fumble and one fumble recovery.

Among teams who participated in the 2022 NFL playoffs, the Rams ranked second in total yards per game (282.3) and third in passing yards per contest (222.0) while generating at least one interception in each of the team's first three playoff games. The Rams surrendered just 18.8 points per game en route to a 23-20 victory over Cincinnati in Super Bowl LVI.

In 2020, Evero oversaw the backend of the league's top-ranked defense. The Rams ranked first in scoring defense (18.5), total yards per game (281.9) and passing yards per contest (190.7) while finishing in the Top 10 in sacks (53—2nd) and rushing yards per game (91.3—3rd).

From 2017-19, the Rams collected a combined 49 interceptions which ranked second in the league over that span. The club tallied 18 interceptions in consecutive seasons from 2017-18 and featured four safeties who totaled 12 picks in the two-year period.

Before joining the Rams, Evero spent the 2016 season as a defensive quality control coach for Green Bay. He coached under current Broncos Senior Defensive Assistant Dom Capers and was part of a coaching staff that helped lead the Packers to a 10-6 record.

Preceding his time in Green Bay, Evero coached five seasons with San Francisco, performing three roles during that span. He held positions of defensive assistant (2014-15) and offensive assistant (2012-13) after beginning his tenure as a quality control coach (2011).

Evero spent the 2010 season coaching at the University of Redlands (Calif.), who is a member of NCAA Division III and the Southern California Intercollegiate Athletic Conference. He served as special teams coordinator/defensive backs coach and was part of a coaching staff that led the team to an 8-1 record that season.

Evero broke into the NFL in 2007 as a defensive quality control coach for Tampa Bay and performed the role for three seasons from 2007-09. He began his coaching career working as an assistant coach at his alma mater, University of California-Davis, from 2005-06.

As a player, Evero was a four-year letterman (1999-2000, '02-03) at UC Davis, starting at safety for three seasons. He was a two-time captain for the Aggies and was twice named a Division II All-American (2002-03).

In addition to his undergraduate degree, Evero went on to earn his master's degree in business administration from National University in 2006.

PRO BOWL PLAYERS COACHED (1): CB Jalen Ramsey (2021).

COACHING EXPERIENCE

15th NFL Season (1st with Broncos)

Denver Broncos	
Defensive Coordinator	2022
Los Angeles Rams	
Secondary/Pass Game Coordinator	2021
Safeties	2017-20
Green Bay Packers	
Defensive Quality Control	2016
San Francisco 49ers	
Defensive Assistant	2014-15
Offensive Assistant	2012-13
Quality Control	2011
University of Redlands	
Special Teams Coord./Defensive Backs	2010
Tampa Bay Buccaneers	
Defensive Quality Control	2007-09
University of California-Davis	
Assistant Coach	2005-06

DID YOU KNOW?

The Broncos have selected more players (20) from the University of Florida in the NFL Draft than from any other school in the country.



JUSTIN OUTTEN

OFFENSIVE COORDINATOR

Justin Outten (pronounced: OW-ten) enters his first season as offensive coordinator with the Denver Broncos in 2022. He was hired by the club on Feb. 2.

Outten, who has 16 years of coaching experience, joins the team with six years of NFL experience with Green Bay (2019-21) and Atlanta (2016-18). In addition to his time in the NFL, Outten spent eight seasons (2008-15) coaching at Westfield High School in Houston after beginning his coaching career at Syracuse University (2007).

Most recently, Outten coached a Packers' tight end unit that collectively tallied 60-plus catches and 700-plus receiving yards in each of his three seasons. During his tenure in Green Bay, six different tight ends registered at least one touchdown reception, which tied for the second-most in the NFL during that span.

In 2020, Outten coached tight end Robert Tonyan, who recorded 52 receptions for 586 yards (11.3 avg.). Tonyan totaled 11 touchdown receptions to set the single-season franchise mark for the position and tie All-Pro Travis Kelce for the league lead among tight ends.

In his first season with Green Bay, Outten saw four tight ends (Jimmy Graham, Mercedes Lewis, Tonyan, Jace Sternberger) catch a TD pass (including playoffs), the most by a Packers' tight end unit since 2010. His tight end group helped the offense rank No. 2 in the league in giveaways (13), No. 1 in zero-turnover games (nine) and No. 8 in red zone TD percentage (64.0).

During his three seasons with the Falcons, Outten served as an offensive intern (2016) and offensive assistant (2017-18), where he helped coach the offensive line. During that span, Atlanta had four Pro Bowl selections among its offensive line, with center Alex Mack (2016-18) and tackle Jake Matthews (2018) becoming the first pair of Falcons offensive linemen since 1983 to be named to a Pro Bowl in the same year.

From 2016-18, Atlanta ranked in the Top 10 in numerous offensive categories, including yards per play (6.26—1st), total yards per game (389.9—3rd), passing yards per contest (278.5—3rd) and scoring offense (27.2—4th). Following the 2018 season, Outten was promoted to assistant offensive line coach before joining the Packers.

Prior to Atlanta, Outten coached at Westfield High School, where he served as assistant head coach, offensive coordinator and offensive line coach during his tenure. In his eight years at Westfield, Outten was part of a staff that helped 24 offensive linemen receive scholarships to play at the collegiate level.

A three-year letterwinner at Syracuse, Outten began his coaching career in 2007, serving as a graduate assistant for the Orange. Over his final two seasons as a player (2005-06), Outten appeared in all 23 games (22 starts) at center and was named team captain as a senior.

Outten is married to wife, Vanessa, and the couple has one daughter, Bella, and one son, Jayce. A native of Doylestown, Pa., Outten was born on Oct. 26, 1983.

COACHING EXPERIENCE

7th NFL Season (1st with Broncos)

Denver Broncos	
Offensive Coordinator 2022
Green Bay Packers	
Tight Ends 2019-21
Atlanta Falcons	
Offensive Assistant 2017-18
Offensive Intern 2016
Westfield High School	
Asst. HC/Off. Coordinator/Off. Line	... 2008-15
Syracuse University	
Graduate Assistant 2007

DWAYNE STUKES

SPECIAL TEAMS COORDINATOR



Dwayne Stukes enters his first season as special teams coordinator for the Denver Broncos in 2022. He was hired by the club on Feb. 17.

Stukes, who has 14 years of coaching experience with six NFL teams, joins the Broncos after one season as assistant special teams coach with the Los Angeles Rams. He has also spent time with Jacksonville (2019-20), N.Y. Giants (2016-17), Chicago (2013-14), Dallas (2012) and Tampa Bay (2006-11).

As a special teams coach, Stukes has helped two kickers earn NFL Pro Bowl selections. Rams' kicker Matt Gay earned his first Pro Bowl honor in 2021 while former NFL kicker Josh Brown garnered the distinction in 2015 as member of the Giants.

COACHING EXPERIENCE

15th NFL Season (1st with Broncos)

Denver Broncos	
Special Teams Coordinator 2022
Los Angeles Rams	
Assistant Special Teams 2021
Jacksonville Jaguars	
Defensive Assistant 2019-20
New York Giants	
Assistant Special Teams 2016-17
Chicago Bears	
Assistant Special Teams 2013-14
Dallas Cowboys	
Minority Coaching Fellowship 2012
Tampa Bay Buccaneers	
Special Teams Coordinator 2011
Assistant Defensive Backs 2009-10
Special Teams Quality Control 2008
Coaching Assistant 2006-07

Under Stukes' watch, three teams have posted a season in they've recorded the NFL's second-highest field goal percentage. Rams (94.1%, 2021), Giants (94.5%, 2016) and Buccaneers (92.8%, 2011) finished their respective seasons ranked second in field goal percentage.

In 2021, Stukes helped coach a special teams unit that ranked fifth in punt return average (11.3) and punt return average against (6.7). Additionally, the Rams ranked second in field goal percentage (94.1%), with Gay making 32-of-34 field goal attempts and 48-of-49 (98.0%) extra points.

Stukes also worked with wide receiver Brandon Powell, who in the 2022 NFL playoffs, led all players in punt return yards (104) and ranked fourth in kickoff return yards (88). He was the only player to accumulate at least 75 punt and kickoff return yards in the postseason.

Prior to the L.A. Rams, Stukes was a defensive assistant for Jacksonville from 2019-20. He was part of a defensive coaching staff in 2019 that helped two players (DE Calais Campbell, CB Jalen Ramsey) earn Pro Bowl nods.

Preceding his time with the Jaguars, Stukes was the assistant special teams coach for the Giants and Bears for a combined four seasons (2013-14, '16-17). In 2016, the Giants collected the league's second-best field goal percentage (95.5%) and ranked seventh in kickoff return average (23.8).

During Stukes' two seasons in Chicago, the Bears' special teams unit led the league in kickoff return average against in both seasons, allowing just 18.8 kickoff return yards in 2013 and 17.5 in 2014. The team also ranked second in punt return average (14.2) and sixth in punt return average against (7.4) in 2013.

Before joining the Giants and Bears, Stukes spent the 2012 season with Dallas, participating in the team's minority coaching program.

Stukes began his coaching career with Tampa Bay as a coaching assistant in 2006. After two years in the role from 2006-07, Stukes went on to perform the role of special teams quality control coach (2008), assistant defensive backs coach (2009-10) and special teams coordinator (2011).

As a player, Stukes spent parts of four seasons (2000-03) as a member of Tampa Bay, Atlanta, and Pittsburgh. Stukes also played for NFL Europe's Berlin Thunder (2001-02) and the Arena Football League's Colorado Crush (2004).

Stukes is married to wife, Lori, and has two daughters, Jade and Skylar, and one son, Myka.

ASSISTANT COACHES

OLA ADAMS

ASSISTANT DEFENSIVE BACKS



Ola (pronounced: OH-luh) Adams enters his first season as assistant defensive backs coach for the Broncos in 2022. He was hired by the club on Feb. 15.

Adams joins the Broncos with 13 total seasons of collegiate coaching experience, including eight years working with defensive backs. He most recently worked at Villanova (2015-21), following stops at Columbia (2014), Cortland State (2009, '11-13), Glenville State (2010) and Concord University (2008).

Adams was set to serve as co-defensive coordinator/safeties coach for Temple University for the 2022 season before electing to join the Broncos' coaching staff in February.

In addition to his collegiate experience, Adams participated in the NFL's minority internship program, working with the Chicago Bears' defensive line in 2013 and the San Francisco 49ers' secondary in 2014. He was also part of the NFL Coaching Academy in 2013.

As a position coach in the collegiate ranks, Adams produced at least one all-conference performer in all but one year dating back to the 2009 season. In addition, he worked as a defensive coordinator for five seasons across two institutions and helped those teams tally a combined 35-15 record with three NCAA playoff appearances.

During his seven seasons with the Wildcats, Adams served as running backs coach (2015-16) and special teams coordinator/cornerbacks coach (2017-18) before serving as defensive coordinator from 2019-21. In his five seasons working with defensive backs at Villanova, Adams coached

COACHING EXPERIENCE

1st NFL Season (1st with Broncos)

Denver Broncos	
Assistant Special Teams	2022
Temple University	
Co-Defensive Coordinator/Safeties	2022
Villanova University	
Defensive Coordinator	2019-21
Special Teams Coord./Cornerbacks	2012-13
Running Backs	2015-16
Columbia University	
Wide Receivers	2014
Cortland State University	
Asst. Head Coach/Defensive Coord.	2011-13
Defensive Backs	2009
Glenville State University	
Secondary	2010
Concord University	
Assistant Defensive Backs	2008

five DBs who signed NFL contracts, including CB Christian Benford who was selected by Buffalo in the sixth round (185th overall) of the 2022 NFL Draft.

In 2021, the Wildcats ranked first in the CAA and seventh in the FCS in total defense on their way to a CAA conference title. Villanova ranked in the top five nationally in passing efficiency defense (95.94), interceptions (19), passing yards allowed (162.4 ypg) and yards per play allowed (4.28) while finishing in the Top 19 nationally in six additional categories: total defense (7th), scoring defense (9th), turnovers gained (9th), touchdowns allowed (9th), third-down conversion defense (15th) and rushing defense (19th).

Additionally, Villanova opponents attempted 225 consecutive pass attempts without completing a passing touchdown. As a team, the Wildcats reached the 2021 NCAA FCS Quarterfinals en route to ranking seventh nationally.

Prior to spending the 2014 campaign as wide receivers coach at Columbia, Adams coached three seasons at Cortland State—his second stint with the Red Dragons. He served as assistant head coach and defensive coordinator from 2011-13. During that span, Adams orchestrated a defense that ranked in the Top-33 nationally in 17 separate categories.

To begin his coaching career, Adams served as secondary coach at Glenville State (2010), defensive backs coach at Cortland State (2009) and was the assistant defensive backs coach at his alma mater, Concord University (2008).

As a player, Adams was a four-year starter at Concord. A three-time All-WVIAC honoree, including two first-team selections.



ZACH AZZANNI

WIDE RECEIVERS

Zach Azzanni is in his fifth year as wide receivers coach with the Denver Broncos in 2022 after being named to his current position on Jan. 22, 2018.

Azzanni has coached wide receivers for 23 years, spending the last five seasons coaching that group with Denver (2018-21) and Chicago (2017) following 18 years at the collegiate level.

This past season, seven different wide receivers caught at least one pass and totaled 171 catches for 2,257 yards (13.2 avg.) with eight touchdowns.

In 2020, Azzanni coached one of the youngest position groups in the NFL after Pro Bowl wide receiver Courtland Sutton suffered a season-ending injury in Week 2. First-round pick Jerry Jeudy totaled 52 catches for 856 yards (16.5 avg.) with three touchdowns—the second-most receptions (52) and receiving yards (856) ever by a Broncos rookie—while second rounder KJ Hamler caught 30 passes for 381 yards (12.7 avg.) with three scores in limited action.

Undrafted wide receiver Tim Patrick, who enjoyed a career year in 2020, has developed into a full-time starter in his four seasons working with Azzanni. Patrick led the team with six touchdowns on 51 catches for 742 yards (14.5 avg.) and was the only NFL player with at least 75 targets and zero drops this past season (according to SportRadar).

In 2019, Azzanni coached Sutton to his first career Pro Bowl selection in just his second pro season after leading the team with 72 receptions for 1,112 yards with six touchdowns. Sutton, who totaled the most receiving yards (1,816) and receiving touchdowns (10) in franchise history through his first two NFL seasons, became the first receiver in team history to be named to the Pro Bowl by his second professional season.

Denver's receiver group in 2018 featured little NFL experience behind veterans Demaryius Thomas and Emmanuel Sanders, who only played eight and 12 games, respectively because they were traded (Thomas) or injured (Sanders).

Azzanni was instrumental in developing first-year receivers Sutton (42-704, 4 TDs), DaeSean Hamilton (30-243, 2 TDs) and Patrick (23-315, 1 TD), who combined for 95 receptions for 1,262 yards (13.3 avg.) with seven touchdowns. Sutton's 704 receiving yards ranked fourth in franchise history for a rookie as he became the team's No. 1 receiving option during the last four weeks of the season.

Before his lone season coaching wide receivers for the Bears, Azzanni spent four years at the University of Tennessee. He joined the Vols as wide receivers coach/recruiting coordinator in 2013 before being promoted to passing game coordinator/wide receivers coach in 2015.

Tennessee went to three consecutive bowl games from 2014-16, winning each contest while

COACHING EXPERIENCE

6th NFL Season (5th with Broncos)

Denver Broncos	
Wide Receivers	2018-22
Chicago Bears	
Wide Receivers	2017
University of Tennessee	
Passing Game Coord./WRs	2015-16
Wide Receivers/Recruiting Coord.	2013-14
University of Wisconsin	
Wide Receivers	2012
Western Kentucky University	
Offensive Coordinator/WRs	2011
University of Florida	
Wide Receivers/Passing Game Coord.	2010
Central Michigan University	
Assistant Head Coach/WRs	2007-09
Bowling Green University	
Wide Receivers	2003-06
Graduate Assistant	2001-02
Valparaiso University	
Wide Receivers	1999-2000

averaging nearly 43 points per outing. The Vols' passing attack in 2016, which featured six different players with at least 200 yards receiving, helped the offense set school records for single-season points (473) and touchdowns (63).

Prior to joining Tennessee's staff, Azzanni spent one season each at the University of Wisconsin (2012 – wide receivers coach), Western Kentucky University (2011 – offensive coordinator/wide receivers) and the University of Florida (2010 – wide receivers/passing game coordinator). Azzanni coached in three bowl games at Florida and Wisconsin, including two BCS Bowls (Rose, Sugar), and won the Big Ten Championship in 2012.

In his lone season at Western Kentucky, the Hilltoppers featured college football's second leading rusher in Bobby Rainey (141.3 ypg) while Jack Doyle ranked fifth in the nation among tight ends with 614 receiving yards.

Azzanni was hired by Florida as wide receivers coach/passing game coordinator after the conclusion of the 2009 college regular season. In his first game coaching with the Gators—the 2010 Sugar Bowl—quarterback Tim Tebow threw for a career-high 482 yards in the Gators' 51-24 win against Cincinnati.

Azzanni spent three years as assistant head coach/wide receivers at his alma mater, Central Michigan University, from 2007-09 and won a pair of Mid-American Conference Championships. He was the lead recruiter for wide receiver Antonio Brown and tackle Eric Fisher, who was the No. 1 overall pick by the Kansas City Chiefs in the 2013 NFL Draft.

After beginning his coaching career as wide receivers coach for Valparaiso University from 1999-2000, Azzanni worked as a graduate assistant under Head Coach Urban Meyer at Bowling Green from 2001-02. He stayed with the school for four more seasons (2003-06) as wide receivers coach.

A former wide receiver at Central Michigan from 1994-98, Azzanni graduated from the school with a degree in sports management in 1999.

Azzanni is married to Julia and the couple has four daughters: Ava, Lyla, Zia and Lucia (5).

PRO BOWL PLAYERS COACHED (1): WR Courtland Sutton (2019).



BUTCH BARRY

OFFENSIVE LINE

Butch Barry enters his first season as offensive line coach for the Broncos in 2022. He was hired by the club on Feb. 2.

Barry, who has coached offensive lines for 13 years, joins the Broncos with 20 total seasons of coaching experience, including six in the NFL.

He most recently served as assistant offensive line coach for San Francisco in 2021 following NFL stops in Green Bay (2020) and Tampa Bay (2015-18).

Barry helped coach an offensive line that contributed to the 49ers ranking in the Top 10 in several offensive categories in 2021, including passing yards per play (8.21—1st), red-zone TD percentage (66.7—1st), total yards per game (375.7—7th) and rushing yards per contest (127.5—7th). San Francisco's offensive line contributed to a rushing attack that tallied 499 rushes for 2,166 rushing yards and 22 rushing scores en route to the NFC Championship Game.

Barry helped coach tackle Trent Williams to his ninth career Pro Bowl nod and initial first-team Associated Press All-Pro selection. He was also named to the Pro Football Writers of America's 2021 All-NFL Team for the first time in his career.

Preceding his time in San Francisco, Barry worked as a senior analyst for Green Bay in 2020 and was the offensive line coach at the University of Miami for the 2019 season. His offensive line unit helped block for two 1,000-yard passers and two 500-yard rushers that season.

While serving as assistant offensive line coach in Tampa Bay from 2015-18, the Buccaneers finished in the Top 10 in total offense during three of his four seasons. In 2018, Tampa Bay ranked third in the NFL in yards per game (415.5) and set a single-season club record with 6,648 yards of total offense.

In addition to his NFL experience, Barry coached 14 years in the collegiate ranks with five schools, including his alma mater, Central Michigan University (Mount Pleasant, Mich.). Shortly after his playing career, Barry was a graduate assistant from 2002-03 before returning to Central Michigan to coach tight ends (2010-13) and the offensive line (2014).

COACHING EXPERIENCE

7th NFL Season (1st with Broncos)

Denver Broncos	
Offensive Line	2022
San Francisco 49ers	
Assistant Offensive Line	2021
Green Bay Packers	
Senior Analyst	2020
University of Miami	
Offensive Line	2019
Tampa Bay Buccaneers	
Assistant Offensive Line	2015-18
Central Michigan University	
Offensive Line	2014
Tight Ends	2010-13
Graduate Assistant	2002-03
North Greenville University	
Offensive Coord./Offensive Line/Recruiting Coord.	2009
Michigan Technological University	
Offensive Coord./Offensive Line	2007-08
Offensive Line	2006
Southwest Minnesota State	
Offensive Line	2004-05

Prior to his second stint at Central Michigan, Barry was the offensive coordinator, offensive line coach and recruiting coordinator in 2009 at North Greenville University (Tigerville, S.C.). He also spent three years at Michigan Technological University (Houghton, Mich.) performing the role of offensive line coach (2006) and offensive coordinator/offensive line coach (2007-08).

Barry earned his first full-time coaching position in 2004 when he worked as offensive line coach at Southwest Minnesota State (Marshall, Minn.) from 2004-05. As an offensive lineman at Central Michigan from 1996-2000, Barry was a three-time letterman and an Academic All-Mid-American honoree in 2000.

A native of Sturgeon Bay, Wis., Barry and wife, Andrea, have two daughters, Aislin and Bridget, and one son, Finn.



DOM CAPERS

SENIOR DEFENSIVE ASSISTANT

Dom Capers enters his first season as senior defensive assistant for the Denver Broncos in 2022. He was hired by the club on Feb. 8.

Capers has 48 years of cumulative coaching experience, including 35 years in the NFL with 10 teams. He has served as head coach or defensive coordinator for 24 years across six clubs and has coached 29 different players to 14 Associated Press All-Pro teams and 46 Pro Bowl selections.

Capers has nine years of experience as a head coach, performing the role with Houston (2001-05) and Carolina (1995-98). In addition, he has coordinated the defenses for Green Bay (2009-17), Miami (2006), Jacksonville (1999-2000) and Pittsburgh (1995-98).

His career accolades include recognition as the 1996 Associated Press NFL Coach of the Year, following a 12-4 season with the Panthers. Capers has also garnered numerous distinctions from the Pro Football Writers of America, including Coach of the Year in consecutive seasons (1995-96) and Assistant Coach of the Year on three occasions (1994, '99, 2009).

Before joining the Denver coaching staff, Capers spent the previous three NFL seasons serving as senior defensive assistant for three franchises. He was part of Detroit's coaching staff in 2021 after spending a year with Minnesota (2020) and Jacksonville (2019).

Prior to his three seasons as senior defensive assistant, Capers was the defensive coordinator for the Packers from 2009-17. During the eight-year span, Green Bay ranked second in wins (94) and winning percentage (.656) and tallied five NFC North division titles, three NFC Championship Game appearances and one Super Bowl Championship (XLV).

As the Packers' defensive coordinator, Capers coached nine players to a combined three All-Pro teams and 17 Pro Bowl honors. He was also awarded his third Assistant Coach of the Year honor during his tenure.

Capers joined Green Bay after serving as special assistant & secondary coach for one season (2008) in New England under Head Coach Bill Belichick. Before the Patriots, Capers coached under Nick Saban and was assistant to the head coach (2006) and defensive coordinator (2007) during his two seasons in Miami.

Preceding his time with the Dolphins, Capers was named head coach of the Houston Texans—the NFL's 32nd franchise—in 2001. He served as head coach for the first four years (2002-05) of the club's existence after spending two seasons in Jacksonville (1999-2000) as defensive coordinator.

While with the Jaguars, Capers collected his second Assistant Coach of the Year distinction in 1999 after improving a Jacksonville defense that went from 25th in 1998 to fourth in 1999. The Jaguars allowed the fewest points in 1999 (217) and led the NFL in scoring defense (13.9).

Before Jacksonville, Capers earned his first head coaching opportunity with Carolina in 1995. He

COACHING EXPERIENCE

36th NFL Season (1st with Broncos)

Denver Broncos	
Senior Defensive Assistant	2022
Detroit Lions	
Senior Defensive Assistant	2021
Minnesota Vikings	
Senior Defensive Assistant	2020
Jacksonville Jaguars	
Senior Defensive Assistant	2019
Defensive Coordinator	1999-2000
Green Bay Packers	
Defensive Coordinator	2009-17
New England Patriots	
Special Assistant & Secondary	2008
Miami Dolphins	
Defensive Coordinator	2007
Asst. to Head Coach	2006
Houston Texans	
Head Coach	2001-05
Carolina Panthers	
Head Coach	1995-98
Pittsburgh Steelers	
Defensive Coordinator	1992-94
New Orleans Saints	
Defensive Backs	1986-91
Philadelphia/Baltimore Stars	
Defensive Backs	1984-85
Ohio State University	
Defensive Backs	1982-83
University of Tennessee	
Defensive Backs	1980-81
University of California, Berkeley	
Defensive Backs	1978-79
San Jose State University	
Defensive Backs	1977
University of Hawai'i	
Defensive Backs	1975-76
University of Washington	
Graduate Assistant	1975
Kent State	
Graduate Assistant	1972-74

led the Panthers to seven wins in his first season which set an NFL record for most victories by an expansion team in their inaugural season.

The following year, Carolina finished 12-4, won the NFC West title, and advanced to the NFC Championship game in 1996. Cappers capped the season by winning the Associated Press Coach of the Year award.

Before taking over in Carolina, Cappers was Pittsburgh's defensive coordinator for three seasons (1992-94) and was part of a team that made the postseason each year. Under his guidance, the Steelers posted a Top 10 defense in each of his three seasons.

Cappers began his NFL career in 1986, spending six seasons with New Orleans as defensive backs coach from 1986-91. He coached two players to Pro Bowl appearances and assisted the team to three playoff berths in that span.

In addition to his time in the NFL, Cappers has 12 years of collegiate experience with seven institutions. He coached defensive backs at Ohio State University (1982-83), University of Tennessee (1980-81), University of California, Berkeley (1978-79), San Jose State University (1977) and University of Hawai'i (1975-76).

Cappers began his coaching career as a graduate assistant at the Kent State University (1972-74) and University of Washington (1975).

After playing safety and linebacker for Mount Union College (Alliance, Ohio) from 1968-71, Cappers graduated with a degree in physical education and a minor in psychology. Cappers and his wife, Karen, funded the Dom and Karen Cappers Coaching Center as a home for coaching offices and film/meeting rooms for Mount Union's football program.

A native of Buffalo, Ohio, Dom Cappers was born on Aug. 7, 1950.

PRO BOWL PLAYERS COACHED (28): RB Michael Bates (1996-98), DE Tony Brackens (1999), S Ha Ha Clinton-Dix (2016), QB Kerry Collins (1996), S Nick Collins (2009-10), DT Mike Daniels (2017), CB Eric Davis (1996), CB Aaron Glenn (2002), LB Kevin Greene (1994, '96, '98), LB Kevin Hardy (1999), WR Andre Johnson (2004), K John Kasay (1996), S Carnell Lake (1999), LB Lamar Lathon (1996), LB Greg Lloyd (1992-94), WR Jerome Mathis (2005), LB Clay Matthews (2009-12, '14-15), LB Sam Mills (1996), DE Julius Peppers (2015), DT B.J. Raji (2011), CB Sam Shields (2014), S Bennie Thompson (1991), DE Gary Walker (2002), TE Wesley Walls (1996-98), S Dave Waymer (1987), CB Tramon Williams (2010), S Charles Woodson (2009-11), S Rod Woodson (1992-94).



A.C. CARTER

DEFENSIVE QUALITY CONTROL

A.C. Carter enters his first season as a defensive quality control coach for the Broncos in 2022. He was hired by the club on Feb. 22.

Carter joins the club after spending the previous two seasons (2020-21) as a graduate assistant/defensive assistant at the University of Kansas. He was set to become the defensive line coach at the University of Tennessee Martin before electing to join the Broncos' staff.

Preceding his time with the Jayhawks, Carter coached the defensive tackles at Hampton University for one season in 2019. He coached two All-Big South Conference players (Andy Matthews and Desmond Sturdivant) while his unit contributed to a defense that ranked second in fewest rushing yards (1,788), third in sacks (29) and tied for third in yards per rush (4.5).

Prior to Hampton, Carter spent two seasons at his alma mater, Eastern Illinois University, from 2017-18. In 2017, he served as a graduate assistant and director of football operations before being promoted to defensive line coach in 2018.

During his tenure at EIU, Carter helped coach two players to All-Ohio Valley Conference honors. Defensive end David Johnson garnered the distinction on two occasions (2016-17), while defensive lineman Levi Watson earned the honor in 2018.

In addition to his five years of experience at the collegiate level, Carter also spent two years coaching high school football in Louisiana. Prior to joining Eastern Illinois in 2017, Carter worked as offensive line/tight ends coach at Riverdale High School after serving as assistant head coach/co-defensive coordinator at Sophie B. Wright Charter School for the 2015 and '16 high school seasons.

Carter graduated from Nicholls State University (Thibodaux, La.) in 2015 with a bachelor's degree in human performance education. He also earned a master's degree in technology from Eastern Illinois in 2018.

COACHING EXPERIENCE

1st NFL Season (1st with Broncos)

Denver Broncos	
Defensive Quality Control	2022
University of Tennessee at Martin	
Defensive Line	2022
University of Kansas	
Graduate Asst./Defensive Asst.	2020-21
Hampton University	
Defensive Tackles	2019
Eastern Illinois University	
Defensive Line	2018
Graduate Asst./Dir. of Football Ops.	2017
Riverdale High School (New Orleans)	
Offensive Line/Tight Ends	Spring 2017
Sophie B. Wright Charter School (New Orleans)	
Asst. Head Coach/Co-Defensive Coord.	2015-17



RAMON CHINYOUNG SR.

OFFENSIVE QUALITY CONTROL

Ramon Chinyoung Sr. enters his first season as an offensive quality control coach for the Denver Broncos in 2022. He was hired by the club on Feb. 14.

Chinyoung joins the Broncos with 10 years of full-time coaching experience, most recently serving as head

coach/campus coordinator at Fort Bend Willowridge High School (Houston) from 2020-21. In two seasons at the helm, Chinyoung led the Eagles to a combined 11-8 record and an appearance in the 2020 Texas High School Football Playoffs.

Prior to Willowridge, Chinyoung spent eight seasons (2012-19) at Westfield High School (Houston) from 2012-19. He served as assistant offensive line coach for four seasons (2012-15) before being promoted to assistant head coach while also overseeing the offensive line (2016-19).

During his eight seasons at Westfield, the Mustangs tallied nine consecutive double-digit win seasons and recorded a 96-15 overall record. Westfield posted a 58-1 mark in conference play and had nine straight first-place finishes in the district.

As assistant head coach, Chinyoung helped lead the team to 47 wins and an undefeated record in league play in each of his final four seasons. In that span, Westfield recorded five consecutive playoff appearances, posting a 12-4 record in the postseason.

Chinyoung attended Southern University and A&M College (Baton Rouge, La.), where he was a four-year letterwinner from 2007-10. He was named first team All-SWAC on two occasions while being honored as a first team All-Louisiana player in 2009.

Chinyoung earned a bachelor's degree from Southern University in therapeutic recreation and leisure studies. He is married to his wife and college sweetheart, Morgan Broussard-Chinyoung, and the couple has two sons, Ramon Chinyoung II (RJ) and Myles Henry Chinyoung.

Ramon Chinyoung was born on Feb. 25, 1988.

COACHING EXPERIENCE

1st NFL Season (1st with Broncos)

Denver Broncos

Offensive Quality Control 2022

Fort Bend Willowridge High School (Houston)

Head Coach/Campus Coordinator 2020-21

Westfield High School (Houston)

Asst. Head Coach/Offensive Line 2016-19

Assistant Offensive Line 2012-15



MARCUS DIXON

DEFENSIVE LINE

Marcus Dixon enters his first season as defensive line coach with the Denver Broncos in 2022. He was hired by the club on Feb. 17.

Dixon joins the Broncos with four years of coaching experience, including one in the NFL. He spent the

2021 season with the L.A. Rams after working three years (2017-19) for his alma mater, Hampton University.

In 2021, the Rams totaled the sixth-best rushing defense in the league, allowing 103.2 rushing yards per game. The defense accumulated the NFL's third-highest sack total (50) and ranked second in sack yards (367).

In addition to the regular-season success, the Rams' defensive line contributed to the team ranking first in rushing yards per game (60.3) and sacks (12) during the 2022 NFL playoffs. In Super Bowl LVI, the Rams collected seven sacks (43 yds.)—including three by the defensive line—en route to a 23-20 victory over the Cincinnati Bengals.

During his time with the Rams, Dixon help coached defensive tackle Aaron Donald to consecutive Pro Football Writers of America All-NFL teams along with back-to-back All-Pro and Pro Bowl selections. Donald also earned Associated Press Defensive Player of the Year honors in Dixon's first season with team.

Prior to the Rams, Dixon coached three years (2017-19) at Hampton University, where he was a four-year starter as a player. He worked as director of player development for all three seasons while serving as defensive ends coach/recruiting coordinator (2019) and defensive line coach (2017-18).

As a player, Dixon logged three seasons with the N.Y. Jets from 2010-12 after originally entering the NFL with the Cowboys in 2008. He played 22 career games, recording 21 tackles (15 solo), 2.5 sacks (14 yds.), one pass defensed, one forced fumble and one fumble recovery.

A native of Rome, Ga., Dixon is married to wife, Tesa (pronounced: TEE-sa), and the couple has two children Madylin and Rhylee. He was born on Sept. 16, 1984.

COACHING EXPERIENCE

2nd NFL Season (1st with Broncos)

Denver Broncos

Defensive Line 2022

Los Angeles Rams

Assistant Defensive Line 2021

Hampton University

Defensive Ends/Recruiting Coord. 2019

Defensive Line/Dir. of Player Development 2017-18

ZACH GROSSI

OFFENSIVE QUALITY CONTROL



Zach Grossi enters his first season an offensive quality control coach with the Denver Broncos in 2022. He was hired by the club on Feb. 28.

Grossi (pronounced: grah-SEE), who has five previous years of NFL experience, joins the Broncos after spending two seasons (2020-21) at

Southern University and A&M College (Baton Rouge, La.). Performing the role of offensive coordinator and quarterbacks coach, Grossi helped guide the offense to 32.0 points per game during his tenure.

Before Southern University, Grossi worked as quarterbacks coach at Hampton University during the 2019 season. His quarterback room posted a 139.2 passer rating while leading an offense that scored 40 points or more five times.

In addition to his three seasons at the collegiate level, Grossi spent five seasons in the NFL, performing multiple roles for Tampa Bay. He spent his first year (2014) as a scouting assistant before working as a pro scout (2015), assistant to the head coach (2016) and an offensive quality control coach (2017-18).

Grossi began his coaching career at his alma mater, Concord University, working as an offensive graduate assistant following the completion of his undergraduate degree in 2013. He graduated with a bachelor's degree in recreation and tourism management.

As a player, Grossi appeared in 27 games at quarterback over four seasons (2009-12) at Concord, completing 536-of-905 passes (59.2%) for 7,052 yards with 57 passing touchdowns and five rushing scores. He concluded his playing career ranked first in Concord history in completions (536) and touchdown passes (57), and second in passing yards (7,052).


COACHING EXPERIENCE

6th NFL Season (1st with Broncos)

Denver Broncos	
Offensive Quality Control	2022
Southern University and A&M College	
Offensive Coord./Quarterbacks	2020-21
Hampton University	
Quarterbacks	2019
Tampa Bay Buccaneers	
Offensive Quality Control	2017-18
Asst. to Head Coach	2016
Pro Scout	2015
Scouting Assistant	2014
Concord University	
Offensive Graduate Assistant	2013

RICHARD GUARASCIO

ASSISTANT STRENGTH & CONDITIONING



Richard Guarascio enters his first season as an assistant strength and conditioning coach for the Denver Broncos in 2022. He was hired by the club on March 22.

Guarascio (pronounced: guh-RAH-see-OH) joins the Broncos with five years of full-time coaching experience. He has spent time with six collegiate institutions in

addition to working for the Chicago Bears in 2019.

Before joining the Broncos, Guarascio worked as an assistant strength and conditioning coach for Washington State University from 2017-21. He worked exclusively with the Cougars' football program, overseeing the training routine of the offensive line and tight ends while leading the programming for all new student athletes.

Preceding his time at Washington State, Guarascio served as a seasonal assistant strength and conditioning coach for the Bears during the team's 2019 organized team activities.

Prior to the Bears, Guarascio had stints with five different universities. He worked at the University of Colorado (2017), University of South Carolina (2016), University of Sioux Falls (2016), Louisiana State University (2015) and Northern State University (2013-14).

A four-year Division II football player at the University of Sioux Falls (2013-16), Guarascio helped the Cougars amass a 47-12 record during his tenure while being named a Northern Sun academic all-conference selection in three consecutive years (2014-16). He contributed to Sioux Falls' first ever playoff berth and victory as a Division II school, and helped the University capture its first Northern Sun Intercollegiate Conference title.

Guarascio is a certified Strength and Conditioning Specialist (CSCS), a Level 1 Sports Performance Coach for USA Weightlifting, and is CPR/first aid certified. A native of Naples, Fla., Guarascio was born on Nov. 25, 1994.

COACHING EXPERIENCE

1st NFL Season (1st with Broncos)

Denver Broncos	
Assistant Strength and Conditioning	2022
Washington State University	
Assistant Strength and Conditioning	2017-21
Chicago Bears	
Assistant Strength and Conditioning	Spring 2019
University of Colorado	
Strength and Conditioning Intern	2017
University of Sioux Falls	
Strength and Conditioning Intern	2016
University of South Carolina	
Strength and Conditioning Intern	2016
Louisiana State University	
Strength and Conditioning Intern	2015
Northern State University	
Strength and Conditioning Intern	2013-14



PETER HANSEN

LINEBACKERS

Peter Hansen enters his first season as linebackers coach with the Denver Broncos in 2022. He was hired by the club on Feb. 14.

Hansen joins the Broncos with 13 years of coaching experience, including three in the NFL. He most recently served as UNLV's defensive coordinator/inside linebackers coach from 2020-21.

In addition to his time at UNLV, Hansen has spent time at Stanford University (2008-10, '14-19) and with the San Francisco 49ers (2011-13). He worked as a strength and conditioning coach (2008), defensive assistant (2009-10) and inside linebackers coach (2014-19) for the Cardinal and was a defensive assistant for the 49ers during his three-years on staff.

During his second stint with Stanford, the team accumulated a 52-27 regular-season record and amassed five eight-win seasons. Stanford went to a bowl game in each of Hansen's first five seasons, winning four of the five contests.

Hansen was part of a defensive coaching staff that helped Stanford produce a Top three Pac-12 scoring defense each year from 2014-17. The team also finished in the Top three in yards per game in 2014 (287.4—1st) and '15 (374.5—3rd).

In Hansen's six seasons as inside linebackers coach at Stanford, Blake Martinez (Green Bay, 2016) and Bobby Okereke (Indianapolis, 2019) were selected in the NFL Draft. Martinez, who led the Pac-12 in tackles (141) in 2015, was selected by Green Bay in the fourth round (131st overall) of the 2016 NFL Draft while Okereke was chosen in the third round (89th overall) of the 2019 draft after leading Stanford in tackles in consecutive seasons (2017-18).

Preceding his time at Stanford, Hansen spent three seasons as a defensive assistant/quality control coach with San Francisco from 2011-13. In that span, the 49ers collected a 36-11-1 regular-season record and advanced to three consecutive NFC Championship Games and one Super Bowl appearance.

Prior to his first stint at Stanford, Hansen was an assistant coach at Palo Alto (Calif.) High School for four seasons (2004-07), where he worked primarily with the tight ends and defensive ends. After his first two seasons on staff, Hansen was promoted to defensive coordinator from 2006-07.

Hansen was a two-sport athlete at the University of Arizona, playing both football and basketball. On the football field, Hansen earned second-team All-Pac 10 honors as a special teams performer in 2000 while also being a member of the Wildcats' basketball team during the 1999-2000 and 2001-02 seasons.

A Palo Alto, Calif. native, Hansen and his wife, Stephanie, have two daughters, Georgia and Halle, and one son, Isaiah.

COACHING EXPERIENCE

4th NFL Season (1st with Broncos)

Denver Broncos	
Linebackers 2022
University of Nevada Las Vegas	
Defensive Coord./Inside Linebackers	.. 2020-21
Stanford University	
Inside Linebackers 2014-19
Defensive Assistant 2009-10
Strength and Conditioning 2008
San Francisco 49ers	
Defensive Assistant/Quality Control	... 2011-13

KOREY JONES

ASSISTANT STRENGTH & CONDITIONING



Korey Jones is in his third season as assistant strength and conditioning coach for the Denver Broncos in 2021.

A seven-year pro football veteran, Jones played in the Canadian Football League with the Winnipeg Blue Bombers (2019), Edmonton Eskimos (2014, '17-19), Saskatchewan

Roughriders (2016) and British Columbia Lions (2013-14). He also competed in NFL training camps with Green Bay (2014) and Arizona (2013) after being signed by the Cardinals as a college free agent as well as playing one season with the Blacktips of the Fall Experimental Football League.

During each of the six past CFL offseasons, Jones assisted athletes with NFL Combine prep at Landow Performance in Centennial, Colo. He is a Certified Strength and Conditioning Specialist (CSCS) and a Certified Personal Trainer (CPT) through the National Strength and Conditioning Association (NSCA).

Jones was a two-year starter at linebacker for the University of Wyoming (2011-12) after beginning his collegiate career at Garden City Community College (2009-10). He attended Rocky Mountain High School in his native Ft. Collins, Colo.

COACHING EXPERIENCE

3rd NFL Season (3rd with Broncos)

Denver Broncos	
Assistant Strength and Conditioning	.. 2020-22
Landow Performance (Centennial, Colo.)	
Sports Performance Coach 2015-20



MATEO KAMBUI

MARLIN BRISCOE COACHING FELLOW

Mateo Kambui (pronounced: cam-BOO-ee) enters his second season with the Denver Broncos in 2022, serving as the Marlin Briscoe Coaching Fellow. He was hired by the club on July 29, 2021.

In his first season with the Broncos in 2021, Kambui conducted film breakdown and scouting reports while assisting Wide Receivers Coach Zach Azzanni. Three different Broncos wideouts caught touchdowns last season, including wide receiver Tim Patrick who recorded a team-leading five scores.

Prior to Denver, Kambui spent the 2020 season at Georgia Southern University, working as a graduate assistant. He was part of a coaching staff that helped lead the Eagles to an 8-5 regular-season record and a 38-3 victory over Louisiana Tech University in the R+L Carriers New Orleans Bowl.

Kambui began his coaching career in 2019, overseeing running backs for his alma mater, Florida A&M University. His group rushed for a combined 1,164 yards and added 15 touchdowns on the ground.

A graduate of Florida A&M, Kambui played two years with the Rattlers from 2014-15 after beginning his collegiate career at Butler Community College (2012-13) in El Dorado, Kan. He became the Rattlers' full-time starter at center in 2014, appearing 22 games over his two seasons with the team.

In Kambui's two seasons at Butler Community College, the Grizzlies accumulated a 20-3 record, including an 11-1 mark in 2012. Following a 9-2 campaign in 2013, Kambui was named first team All-KJCCC (Kansas Jayhawk Community College Conference) at center.

A native of Wichita, Kan., Kambui was born on Nov. 29, 1992.

COACHING EXPERIENCE

3rd NFL Season (3rd with Broncos)

Denver Broncos	
Marlin Briscoe Coaching Fellow	2021-22
Georgia Southern University	
Graduate Assistant	2020
Florida A&M University	
Running Backs	2019

receiver Tim Patrick who recorded a

BILL KOLLAR

DEFENSIVE/SPECIAL PROJECTS



Bill Kollar enters his eighth season and first as defensive/special projects coach for the Denver Broncos in 2022. Originally working as the club's defensive line coach, Kollar was hired by the team on Jan. 26, 2015.

Kollar has 37 years of coaching experience, including the last 32 seasons instructing defensive linemen at the NFL level. Before coming to Denver in 2015, he coached the defensive line for Houston (2009-14), Buffalo (2006-08), St. Louis (2001-05) and Atlanta (1990-2000).

Coaching Denver's defensive line for the previous seven seasons, Kollar contributed to a defense that ranked in the Top-10 in total defense on four occasions. In addition, the team collected a Top-10 scoring defense four times, including three Top-5 finishes (2015-16, '21).

Before arriving in Denver, Kollar spent six years with Houston, including his first five years with the franchise as assistant head coach/defensive line. During his tenure with the Texans, the team ranked eighth in the NFL in total defense (329.4 ypg) and third in the league in opponent third-down percentage (35.9).

Defensive ends Mario Williams, Antonio Smith and J.J. Watt combined for five Pro Bowls playing for Kollar in Houston. Watt, who was named NFL Defensive Player of the Year by the Associated Press following the 2012 and 2014 seasons, led the league with 51 sacks during his four seasons under Kollar and became the first player in league history to post multiple campaigns with 20 or more sacks.

Kollar spent three years in Buffalo (2006-08), where he coached future All-Pro defensive tackle Kyle Williams and two-time Pro Bowl defensive end Aaron Schobel. Williams started 43-of-48

COACHING EXPERIENCE

34th NFL Season (8th with Broncos)

Denver Broncos	
Defensive/Special Projects	2022
Defensive Line	2015-21
Houston Texans	
Defensive Line	2014
Asst. Head Coach/Defensive Line	2009-13
Buffalo Bills	
Defensive Line	2006-08
St. Louis Rams	
Defensive Line	2001-05
Atlanta Falcons	
Defensive Line	1990-2000
Purdue University	
Defensive Line/Special Teams	1988-89
University of Illinois	
Defensive Line/Special Teams	1986-87
Graduate Assistant	1985
Tampa Bay Buccaneers	
Defensive Asst./Special Teams	1984

games to begin his NFL career under Kollar, while Schobel was selected to play in consecutive Pro Bowls beginning in 2006 when he posted a career-high 14 sacks to rank second in the AFC.

Prior to his three-year stint with Buffalo, he spent five seasons coaching the defensive line in St. Louis. Defensive end Leonard Little ranked fifth in the NFL with 55.5 sacks during that span and was named to the Pro Bowl in 2003. Kollar's defensive line was instrumental in the Rams' 2001 Super Bowl run as the club ranked third in the NFL in rush defense (85.9 ypg) while tying for the seventh-most sacks (45) in the league.

Kollar spent more than a decade (1990-2000) coaching the defensive line for the Falcons, highlighted by an NFC Championship in 1998 and an appearance in Super Bowl XXXIII against Denver. Pro Football Hall of Fame defensive end Chris Doleman played two seasons (1994-95) for Kollar and totaled 16 sacks for the Falcons, including nine quarterback takedowns in 1995 to earn his seventh career Pro Bowl selection.

A defensive lineman for eight seasons with Cincinnati (1974-76) and Tampa Bay (1977-81) after being selected by the Bengals in the first round (23rd overall) of the 1974 NFL Draft, Kollar began his coaching career as a defensive assistant/special teams with the Buccaneers in 1984.

Kollar spent a year as a graduate assistant at the University of Illinois in 1985 before being promoted to coach the defensive line and special teams for the Illini from 1986-87. He coached the same position for Purdue University from 1988-89 before beginning his NFL career with the Falcons in 1990.

An All-American defensive lineman at Montana State University, Kollar went on to earn Most Valuable Player honors at the 1974 Senior Bowl and was inducted into the Senior Bowl Hall of Fame in 2014.

Kollar and his wife, Jan, have two sons, Chad and Clint. He was born in Warren, Ohio.

PRO BOWL PLAYERS COACHED (6): DE Chris Doleman (1995), DE Leonard Little (2003), DE Aaron Schobel (2006-07), DE Antonio Smith (2011), DE J.J. Watt (2012-14), DE Mario Williams (2009).



KLINT KUBIAK

PASSING GAME COORDINATOR/QUARTERBACKS

Klint Kubiak enters his fourth season with the Denver Broncos in 2022 after being hired as passing game coordinator/quarterbacks coach on Feb. 2. This is his second time working for the Broncos after previously serving as an offensive assistant/quarterbacks coach from 2016-18.

A 12-year coaching veteran, Kubiak has eight years of combined NFL experience with Minnesota and Denver. He coached the last three seasons with the Vikings, working as the team's offensive coordinator (2021) and quarterbacks coach (2019-20).

In addition to his NFL experience, Kubiak has coached four years at the collegiate level with Texas A&M and Kansas. He served as a quality control coach/offense (2010-11) and graduate assistant/inside wide receivers coach (2012) for the Aggies while coaching wide receivers for the Jayhawks in 2015.

From 2019-21, Kubiak coached Vikings quarterback Kirk Cousins, who in that span, ranked in the Top 10 in passing touchdowns (94—5th), passing yards (12,089—6th), completion percentage (67.6—7th) and completions (1,028—9th). In addition, Kubiak was part of an offensive coaching staff that produced a 3,500-yard passer, 1,000-yard rusher and 1,000-yard receiver in all three seasons.

In 2021, wide receiver Justin Jefferson ranked in the Top 10 in receiving yards (1,616—2nd), receptions (108—4th) and receiving touchdowns (10—T-6th) in his second season while Cousins produced the third 4,000-yard, 30-touchdown campaign of his career. Kubiak's offense ranked tied for first in fewest interceptions (7) and total giveaways (13) and allowed the fifth-fewest sacks (30) in the league.

As the Vikings quarterbacks coach from 2019-20, Cousins enjoyed the best two-season stretch of his career, posting career highs in several passing categories. Over the two-year stretch, Cousins became the first Vikings quarterback to post consecutive 100+ passer rating seasons while throwing for 35 touchdowns in 2019, the second most for a single season in team history.

In addition, Kubiak coached Cousins to two of the highest passer rating seasons in team history. Cousins' 107.4 passer rating in 2019 was the second highest for a Vikings' passer in a single season while his 105.0 rating in 2020 ranked fifth in team annals.

COACHING EXPERIENCE

9th NFL Season (4th with Broncos)

Denver Broncos

Passing Game Coord./Quarterbacks . . . 2022
 Offensive Assistant/Quarterbacks . . . 2016-18

Minnesota Vikings

Offensive Coordinator 2021
 Quarterbacks 2019-20
 Quality Control/Asst. Wide Receivers . . . 2013-14

University of Kansas

Wide Receivers 2015

Texas A&M University

Graduate Assistant/Inside Receivers . . . 2012
 Quality Control/Offense 2010-11

Prior to his second stint with Minnesota, Kubiak spent three seasons in Denver, serving as an offensive assistant/quarterbacks coach. After being promoted to the primary quarterbacks coach over the final six weeks of the 2017 regular season, quarterbacks Trevor Siemian and Paxton Lynch combined to throw for nearly twice as many touchdowns (20) as interceptions (11), while quarterback Case Keenum tallied career highs in completions (365) and passing yards (3,890) during the 2018 campaign.

Before coming to Denver, Kubiak instructed wide receivers at the University of Kansas in 2015. He broke into the NFL as a quality control/assistant wide receivers coach for the Vikings from 2013-14.

Kubiak began his coaching career at Texas A&M University as a quality control/offense coach from 2010-11 and as a graduate assistant/inside receivers coach in 2012. During his three seasons with the Aggies, Kubiak earned his master's degree in human resource development.

A four-year letterwinner at Colorado State (2005-09), Kubiak played 38 games as a defensive back for the Rams, recording 187 tackles (111 solo), one sack (7 yds.), three interceptions, seven pass breakups, two forced fumbles and three fumble recoveries. Kubiak was born on Feb. 17, 1987, in Houston.

PRO BOWL PLAYERS COACHED (4): RB Dalvin Cook (2021), QB Kirk Cousins (2019, '21), WR Justin Jefferson (2021), T Brian O'Neill (2021).



LOREN LANDOW

HEAD STRENGTH & CONDITIONING

Loren Landow enters his fifth year as the Broncos' head strength and conditioning coach in 2022. He was hired by the club on March 12, 2018.

A 26-year professional in the field of performance enhancement, Landow joined the Broncos after

spending 10 years as the owner and director of Landow Performance, a sports training center in Centennial, Colo. He has trained thousands of athletes during his career, including Olympians and more than 1,000 professional athletes associated with the NFL, NHL, MLB, UFC and WNBA.

In addition to his expertise on biomechanics and maximizing athletic performance, Landow is renowned for his emphasis on injury prevention and rehabilitation. He developed the ACL prevention program and the ACL return to sport protocols for the world-renowned Steadman Hawkins Clinic.

Before opening Landow Performance, he worked as the director of sports performance for Velocity Sports Performance in Englewood, Colo., from 2003-07 and as the director of ISSD at Colorado Athletic Club Inverness in Englewood from 1996-2003.

Landow is a MAT (muscle activation technique) Certified Specialist and is working toward RTS (resistance training specialist) Mastery Level. A Certified Strength and Conditioning Specialist (CSCS) through USA Weightlifting, he has earned advanced credentials from the National Academy of Sports Medicine (NASM) and the American Academy of Health and Fitness Professionals (AAHFP).

He is on the Board of Directors for the Exercise Science Program at Metro State University and the Board for the Master's program for Setanta College in Ireland.

A graduate of Westminster (Colo.) High School, Landow attended the University of Northern Colorado, where he graduated in 1996 with a degree in kinesiology and an emphasis in exercise science.

COACHING EXPERIENCE

5th NFL Season (5th with Broncos)

Denver Broncos

Strength and Conditioning 2018-22

Landow Performance (Centennial, Colo.)

Owner & Director 2008-18

Velocity Sports Performance (Englewood, Colo.)

Director of Sports Performance 2003-07

Colorado Athletic Club (Englewood, Colo.)

Director of ISSD 1996-2003

VINCE LOMBARDI TROPHIES

The Denver Broncos own three Vince Lombardi Trophies in recognition of their wins in Super Bowl XXXII, XXXIII and 50, and they are displayed in the lobby of UCHealth Training Center.

The sterling silver trophies were created by Tiffany & Company and were named for the late Vince Lombardi before Super Bowl V. Each trophy has a regulation-size silver football mounted in a kicking position on a pyramid-like stand of three concave sides. The trophy stands 20.75 inches tall, weighs 107.3 ounces and is valued in excess of \$10,000. Each is engraved with the the words "Vince Lombardi Trophy" above an NFL Shield.



MIKE MALLORY

ASSISTANT SPECIAL TEAMS

Mike Mallory enters his first season as assistant special teams coach for the Denver Broncos in 2022. He was hired by the club on Feb. 14.

Mallory joins the Broncos with 35 years of coaching experience, including 13 seasons in the NFL.

After spending the first 22 years of his coaching career at the collegiate level, Mallory has worked as an NFL special teams coach for 12 years (2008-10, '12-20).

Preceding the Broncos, Mallory spent eight seasons coaching special teams in Jacksonville. He served as special teams coordinator from 2013-16 and remained with the team for an additional four seasons as assistant special teams coach from 2017-20.

During his eight years in Jacksonville, the Jaguars finished in the Top 7 of the Gosselin special teams rankings on four occasions—twice while serving as special teams coordinator, and twice as the assistant special teams coach. Prior to Mallory joining the team, Jacksonville had finished in the Top 10 just once in the previous 10 seasons.

Mallory helped coach punter Logan Cooke and kicker Josh Lambo, who in 2019, became the first pair of teammates to lead the league in net punting average (min. 10 attempts) and field goal percentage (min. 15 attempts), respectively, in the same year since net punting average first began being tracked in 2000. Cooke tied for the league lead in net punting average (44.5 yard) while Lambo became the first placekicker in team history to be named to an Associated Press All-Pro Team.

In 2018, Mallory assisted a special teams unit that ranked first in the NFL in opposing kick return average (17.8) and second in opposing punt return average (5.0). That season, Cooke recorded a franchise-record 37 punts inside the 20-yard line while wide receiver DeDe Westbrook posted the fifth-best punt return average (14.0) among all players with at least 10 punt returns.

After undergoing a midseason kicking change in 2017, Mallory helped coach Lambo who made 19-of-20 field goals (95.0%) to finish the season. Lambo's 95 percent field-goal percentage was the best mark in Jacksonville's single-season history among kickers with at least 10 field-goal attempts.

While overseeing Jacksonville's special teams unit in 2015, the Jaguars led the league in punt return average (11.7) and ranked second in opponent net punting average (36.4). Wide receiver Rashad Greene Sr. averaged 16.7 yards per punt in 2015, while cornerback Nick Marshall and running back Corey Grant each averaged at least 25 yards per punt return.

Before Jacksonville, Mallory earned his first NFL opportunity, spending five seasons with the New Orleans Saints (2008-12)—four as assistant special teams coach (2008-10, '12) and one as assistant secondary coach (2011). He was part of a coaching staff that led the team to a 31-17 victory in Super Bowl XLIV and a 52-27 regular-season record during the five-year span.

Mallory, who coached 22 consecutive seasons at the collegiate level, worked for nine institutions from 1986-2007. His collegiate stops include Indiana (1986-87), Kent State (1988-90), Eastern Illinois (1991-92), Rhode Island (1993-95), Northern Illinois (1996-99), Maryland (2000), Illinois (2001-05), Kansas (2006) and Louisville (2007).

A standout linebacker at the University of Michigan, Mallory twice earned All-Big Ten honors and was a two-year captain. In addition, he was a finalist for the 1985 Butkus Award which is given to the nation's premier linebacker.

Prior to attending Michigan and graduating with a bachelor's degree in sports administration, Mallory was a student athlete at Fairview High School (Boulder, Colo.), where he was a member of the football team. While playing for the Knights, Mallory was part of two state championship teams and was coached by Colorado Sports Hall of Fame Head Coach Sam Pagano.

Mallory and his wife, Kim, have one daughter, Kathryn, and one son, William.

COACHING EXPERIENCE

14th NFL Season (1st with Broncos)

Denver Broncos	
Assistant Special Teams 2022
Jacksonville Jaguars	
Assistant Special Teams Coord. 2017-20
Special Teams Coordinator 2013-16
New Orleans Saints	
Assistant Special Teams 2008-10, '12
Assistant Secondary 2011
University of Louisville	
Secondary 2007
University of Illinois	
Defensive Coordinator/Linebackers	.. 2004-05
Linebackers 2003
Secondary 2001-02
University of Maryland	
Linebackers 2000
Northern Illinois University	
Defensive Coord./Defensive Backs	... 1996-99
University of Rhode Island	
Defensive Coord./Linebackers 1993-95
Eastern Illinois University	
Linebackers 1991-92
Kent State University	
Defensive Line/Linebackers 1988-90
Indiana University	
Linebackers 1986-87

JAKE MORELAND

TIGHT ENDS



Jake Moreland enters his first year as tight ends coach for the Denver Broncos in 2022. He was hired by the club on Feb. 14.

Moreland joins the Broncos with 19 years of coaching experience, including 18 at the collegiate level. He most recently served as assistant offensive line coach for the New York Jets in 2021.

Last season, Moreland helped coach guard Alijah Vera-Tucker, who was selected to the Pro Football Writers of America 2021 All-Rookie Team. Selected by the Jets in the first round (16th overall) of 2021 NFL Draft, Vera-Tucker started all 16 games at left guard during his rookie season and logged the most snaps (1,026) among the Jets' offensive linemen.

Prior to the Jets, Moreland coached at his alma mater, Western Michigan University, where he spent 11 combined seasons (2005-11, '17-20) over two stints. During his 11 years on staff, the Broncos accumulated a 71-59 (.546) record and appeared in five bowl games.

In Moreland's second stint with Western Michigan, he worked as offensive coordinator while also coaching the offensive line (2017-19) and tight end (2020) positions. During the four-year span from 2017-20, Moreland coached three players—running back LeVante Bellamy (Doak Walker Award), tight end Giovanni Ricci (John Mackey Award) and tackle Chukwuma Okorafor (Outland Trophy)—who were all named semifinalists for national awards at their respective positions.

Moreland first joined the Western Michigan coaching staff in 2005, working as tight ends coach for seven seasons from 2005-11.

Prior to his time at Western Michigan, Moreland coached a total of four seasons at Air Force Academy, where he instructed the tight ends (2012-14) and wide receivers (2016). Between his stints with the Falcons, Moreland spent the 2015 season at Syracuse University, coaching the offensive tackles and tight ends.

Moreland began his coaching career in 2003 after playing a combined six years at the collegiate (1996-99) and NFL (2000-01) level. He coached tight ends for NCAA Division III Elmhurst (Ill.) College in 2003 before serving as special teams coordinator/offensive assistant for NCAA Division II St. Joseph's College (Rensselaer, Ind.) in 2004.

After entering the NFL as a college free agent, Moreland played two seasons with the N.Y. Jets and Cleveland Browns. He appeared in 11 games (1 start) at tight end and recorded three receptions during his career.

A first-team all-conference selection and team captain, Moreland played four years at Western Michigan from 1996-99. He concluded his collegiate career ranked as Western Michigan's all-time leader in receptions (143) and touchdowns (13) among tight ends.

Moreland graduated from Western Michigan with a bachelor's degree in business administration and marketing. He and his wife, Anne, have three daughters, Courtney, Grace and Emma.

COACHING EXPERIENCE

2nd NFL Season (1st with Broncos)

Denver Broncos	
Tight Ends 2022
New York Jets	
Assistant Offensive Line 2021
Western Michigan University	
Offensive Coord./Tight Ends 2020
Offensive Coord./Offensive Line 2018-19
Co-Offensive Coord./Offensive Line 2017
Tight Ends 2005-11
Air Force Academy	
Wide Receivers 2016
Tight Ends 2012-14
Syracuse University	
Offensive Tackles/Tight Ends 2015

PIERRE NGO

ASSISTANT STRENGTH & CONDITIONING

Pierre Ngo enters his second year as the Broncos' assistant strength and conditioning coach in 2021. He was hired by the club on Feb. 11, 2021.

Ngo (pronounced: NO) has nine years of NFL coaching experience, spending time with Denver (2021), Chicago (2015-20) and the N.Y. Jets (2012-13). In addition to his NFL experience, Ngo coached five years in the collegiate ranks.

In 2014, Ngo served as a strength and conditioning coaching assistant at UCLA, where he worked exclusively with the Bruins football team. Prior to joining UCLA, he spent one season at Arizona State University (2011), serving as an assistant strength coach for Sun Devils football. In addition to his football duties, Ngo also oversaw the strength and conditioning programs for women's volleyball, women's tennis and men's golf.

Ngo trained NFL, MLB, MMA and youth athletes at Phillippi Sports Institute in Las Vegas from 2009-11. He began his coaching career as a strength and conditioning intern at ASU (2007) and UNLV (2008-09).



A two-year letterman at linebacker at Langston University (2004-05), Ngo concluded his collegiate playing career in 2006 at the University of Oklahoma, where he earned a bachelor's degree in health and sports science. He also earned his master's degree (2020) in applied exercise science with a concentration in strength and conditioning from Concordia University-Chicago.

Ngo is certified by the National Strength and Conditioning Association (NSCA) and the U.S. Track & Field and Cross Country Coaches Association. He is a USA Weightlifting Level 2 Coach, a USA Powerlifting Coach and a Fascial Stretch Therapist in addition to being a Tactical Strength and Conditioning Facilitator (NSCA).

He is married to Anh and the couple have one son (Nathan).

COACHING EXPERIENCE

9th NFL Season (1st with Broncos)

Denver Broncos	Assistant Strength & Conditioning . . .	2021-22
Chicago Bears	Assistant Strength & Conditioning . . .	2015-20
UCLA	Strength & Conditioning Assistant	2014
New York Jets	Assistant Strength & Conditioning . . .	2012-13
Arizona State University	Strength & Conditioning Assistant	2011
UNLV	Strength & Conditioning Intern	2008-09
Arizona State University	Strength & Conditioning Intern	2007



CHRISTIAN PARKER

Christian Parker enters his second season as defensive backs coach with the Denver Broncos in 2022. He was hired by the club on Feb. 8, 2021.

Parker, who has three years of NFL experience, spent two seasons with Green Bay, serving as a defensive quality control coach from 2019-20. In addition to his time in the NFL, Parker has six years of collegiate experience, coaching at Texas A&M (2018), Notre Dame (2017), William & Mary (Spring 2017), Norfolk State University (2015-16) and Virginia State University (2013-14).

In his first season with the Broncos, Parker was part of a coaching staff that helped the defense tally its fewest points per game (18.9) since 2016. The Broncos' defense ranked in the Top 10 in points allowed (18.9—3rd), red zone percentage (50.0—3rd), fourth-down percentage (32.3—4th), total yards per game (326.1—8th) and passing yards per contest (214.8—8th).

Parker helped coach safety Justin Simmons to his second Associated Press All-Pro team while cornerback Pat Surtain II earned NFL Rookie of the Week and AFC Defensive Player of the Week honors (Week 12), along with being selected to the 2021 Pro Football Writers of America All-Rookie Team. Last season, four members of the Broncos' secondary recorded at least one interception and combined for 12 picks in total.

With the Packers from 2019-20, Parker focused on the defensive secondary (cornerbacks) while assisting in breaking down opponent game film and analyzing their offensive tendencies. He also was responsible for helping develop the playbook, compiling team and player reports, and coordinating the opponent scout team.

The Packers ranked ninth in the NFL in scoring defense the last two seasons (21.3 ppg) while picking off the 12th most passes (28). Quarterbacks had a combined 86.1 passer rating from 2019-20 against the Packers, which was the ninth fewest in the NFL during that span. Cornerback Jaire Alexander was selected to the Pro Bowl in 2020, becoming the youngest Packer to make the league's annual All-Star game in seven years.

As a defensive analyst for Texas A&M in 2018, Parker worked primarily with the secondary and helped the Aggies rank ninth in the nation in third-down defense (30.3%). Prior to joining the Aggies, Parker spent the 2017 season as a defensive analyst at Notre Dame after serving as the cornerbacks coach at William & Mary during the offseason.

Parker worked as defensive backs coach/recruiting coordinator coach at Norfolk State from 2015-16. He started his coaching career as the cornerbacks (2013) and secondary (2014) coach at Virginia State.

A four-year player at the University of Richmond, Parker was a member of Colonial Athletic Association championship teams in 2009 and 2012. He graduated from Richmond with a bachelor's degree in political science.

DEFENSIVE BACKS

COACHING EXPERIENCE

4th NFL Season (2nd with Broncos)

Denver Broncos	Defensive Backs	2021-22
Green Bay Packers	Defensive Quality Control	2019-20
Texas A&M University	Defensive Analyst	2018
University of Notre Dame	Defensive Analyst	2017
William & Mary College	Cornerbacks	2017 (Offseason)
Norfolk State University	Defensive Backs/Recruiting Coord. . .	2015-16
Virginia State University	Secondary/Recruiting Coord.	2014
	Cornerbacks	2013

BEN STEELE

ASSISTANT OFFENSIVE LINE



Ben Steele enters his first season as assistant offensive line coach for the Denver Broncos in 2022. He was hired by the club on Feb. 14.

Steele, who has eight previous seasons of NFL experience, spent the 2021 campaign working as assistant offensive line coach for Minnesota.

He helped coach tackle Brian O'Neill to his first career Pro Bowl selection and assisted an offensive line that allowed the fifth-fewest sacks (30) in the league.

The Vikings had five players who earned Pro Bowl nods in 2021, including four from the offensive side of the ball. Minnesota's offensive line helped block for running back Dalvin Cook and wide receiver Justin Jefferson who eclipsed 1,000-yard rushing and receiving seasons, respectively, while quarterback Kirk Cousins produced the third 4,000-yard, 30-touchdown season of his career.

Before Minnesota, Steele coached two seasons in Atlanta, serving as an offensive assistant (2019) before being promoted tight ends coach (2020). Under Steele's instruction in 2020, tight end Hayden Hurst posted a career year, totaling 56 receptions for 571 yards (10.2 avg.) with six touchdowns.

Preceding his time with the Vikings, Steele spent five seasons with Tampa Bay (2014-18), working as an offensive quality control coach for three seasons (2014-16) before assuming the role of tight ends coach for two years (2017-18). Overseeing the tight end position in 2018, Steele tutored tight ends Cameron Brate and O.J. Howard, helping the duo total 865 combined receiving yards while catching 11 of the team's 36 receiving touchdowns.

Prior to his eight seasons of NFL experience, Steele coached six years at the collegiate level to begin his coaching career. He spent his first three years in Colorado, serving as an offensive assistant at Mesa State University (2008) and an operations & recruiting assistant (2009) and graduate assistant (2010) at the University of Colorado.

Following his stint at Colorado, Steele was an offensive administrative assistant at the University of California-Berkeley for two seasons from 2011-12. Steele then went on to serve as tight ends coach and recruiting coordinator for one season (2013) at the University of California-Davis.

As a player, Steele originally entered the NFL as a college free agent with San Francisco in 2001 and elected to play for Frankfurt in NFL Europe in 2002. He spent time with the Vikings during training camp in 2003 and '04 before appearing in 17 career regular-season games and one postseason contest with Green Bay from 2004-05.

An All-Rocky Mountain Athletic Conference selection as a senior at Mesa State, Steele played his first two collegiate seasons at Fort Lewis College (Durango, Colo.) before concluding his career with the Mavericks. He earned a bachelor's degree in mass communications with an emphasis in broadcasting from Mesa and earned credit towards his mater's while attending the NFL's Executive Business Program at Harvard Business School.

Steele and his wife, Rachel, have two daughters, Cora and Elise, and two sons, Creed and Luke.

COACHING EXPERIENCE

9th NFL Season (1st with Broncos)

Denver Broncos	
Assistant Offensive Line2022
Minnesota Vikings	
Assistant Offensive Line2021
Atlanta Falcons	
Tight Ends2020
Offensive Assistant2019
Tampa Bay Buccaneers	
Tight Ends2017-18
Offensive Quality Control2014-16
University of California-Davis	
Tight Ends/Recruiting Coord.2013
University of California-Berkeley	
Offensive Administrative Assistant2011-12
University of Colorado	
Graduate Assistant2010
Operations & Recruiting Assistant2009
Mesa State University	
Offensive Assistant2008

DID YOU KNOW?

Pro Football Hall of Fame running back Floyd Little, who played for Denver from 1967-75, was the first No. 1 draft pick ever signed by the Broncos. Selected by Denver with the sixth overall pick in 1967 from Syracuse University, Little totaled the second-most rushing yards (6,323) and the fourth-most rushing touchdowns (43) in professional football during his nine-year career.

DEANDRE THOMPSON

BILLY THOMPSON COACHING FELLOW



DeAndre Thompson enters his first season with the Denver Broncos in 2022, serving as the Billy Thompson Coaching Fellow. He was hired by the club on Feb. 28.

Thompson joins the Broncos after spending the 2021 season coaching cornerbacks at the University at Buffalo. His unit contributed to a defense that allowed just 221.2 passing yards per game which ranked fifth in the Mid-American Conference.

Prior to Buffalo, Thompson spent two seasons at Campbell University from 2019-20. He worked as assistant defensive backs coach in 2019 before being promoted to cornerbacks coach the following season.

Preceding his time with the Fighting Camels, Thompson coached three seasons at his alma mater, Texas A&M University, where he was a defensive graduate assistant from 2016-18. He was part of a coaching staff that led the team to a 24-15 regular-season record and three consecutive bowl games.

Thompson began his coaching career in 2015 at the University of Missouri, where served as a graduate assistant.

A two-sport letterwinner at Texas A&M, Thompson competed in both football and track & field. He appeared in 25 games for the Aggies over three seasons before using his final year of eligibility at the University of Memphis.

An Alief, Texas native, Thompson graduated from Texas A&M in 2012, completing his bachelor's degree in leadership, education, and development. Thompson was born on Nov. 16, 1989.

COACHING EXPERIENCE

1st NFL Season (1st with Broncos)

Denver Broncos	Billy Thompson Coaching Fellow	2022
University at Buffalo	Cornerbacks	2021
Campbell University	Cornerbacks	2020
	Assistant Defensive Backs	2019
Texas A&M University	Graduate Assistant	2016-18
University of Missouri	Graduate Assistant	2015

BERT WATTS

OUTSIDE LINEBACKERS



Bert Watts enters his first season as outside linebackers coach for the Denver Broncos in 2022. He was hired by the club on Feb. 14.

Watts, who has 17 years of coaching experience, re-joins the Broncos after spending the 2012 season with the club. He worked as a staff assistant and was part of a coaching staff that helped lead the team to a 13-3 mark and the best record in the AFC that season.

Prior to his return to Denver, Watts served as special teams coordinator/outside linebackers coach for Auburn University in 2021. He helped Auburn reach its 43rd bowl game in program history and first since 2018.

Before Auburn, Watts spent the 2020 campaign at the University of Memphis, where he coached linebackers. The Tigers compiled an 8-3 record and a bowl victory while the defense was ranked Top 20 nationally in red zone defense, turnovers forced, and fumbles recovered.

In three seasons at Fresno State from 2017-19, Watts coached the team's linebackers (2017) before being promoted to defensive coordinator (2018-19). The Bulldogs posted a 26-14 record over the three-year span, including a 12-2 mark in 2018.

Fresno State's defense ranked third in scoring defense (14.1) in 2018 which contributed to the Bulldogs winning the Mountain West championship that season. In addition, the team ranked Top 10 in the FBS in red zone defense (1st), interceptions (4th), passing efficiency defense (5th) and turnover margin (9th).

Preceding his time at Fresno State, Watts spent four seasons (2013-16) as the defensive coordinator/defensive backs coach at the University of California-Davis. During his tenure, 11 defensive players received postseason recognition from the Big Sky Conference, including five following the 2016 campaign.

COACHING EXPERIENCE

2nd NFL Season (2nd with Broncos)

Denver Broncos	Outside Linebackers	2022
	Staff Assistant	2012
Auburn University	Special Teams Coord./Outside Linebackers	2021
University of Memphis	Linebackers	2020
Fresno State University	Defensive Coordinator	2018-19
	Linebackers	2017
University of California-Davis	Defensive Coord./Defensive Backs	2013-16
University of Colorado	Defensive Technical Intern	2010-11
Bishop Kenny High School (Jacksonville, Fla.)	Defensive Coordinator	2009
Bartram Trail High School (St. Johns, Fla.)	Defensive Backs	2008
Raiffeisen Vikings (Austria)	Defensive Coordinator	2007
University of California-Berkeley	Graduate Assistant	2004-05

A Basking Ridge, N.J. native, Watts first became introduced to Colorado when he spent two seasons at the University of Colorado from 2010-11. While at CU, He performed the role of defensive technical intern before joining the Broncos' staff in 2012.

In addition to his 14 years of collegiate coaching experience, Watts also coached high school football for two seasons and spent a season in the Austrian Football League. He served as defensive coordinator for the AFL's Raiffeisen Vikings (2007) before working as defensive backs coach at Bartram Trail High School (St. Johns, Fla.) in 2008 and defensive coordinator at Bishop Kenny High School (Jacksonville, Fla.) in 2009.

A three-year letterwinner at the University of California-Berkeley, Watts led the Bears' defense with 80 tackles as a senior in 2002. Following his senior year, he was the recipient of the team's Joe Roth Award which is given to the player that exemplifies superior courage, attitude, and leadership.

Watts earned his undergraduate degree in education from UC-Berkeley. He is married to Lyndsay Graubard-Watts, and the couple has two children, Vedder and Willow.



TYRONE WHEATLEY

RUNNING BACKS

Tyrone Wheatley is in his first year as running backs coach for the Denver Broncos in 2022. He was hired by the club on Feb. 16.

A 15-year coaching veteran, Wheatley has 11 years of experience coaching the running back position, including four in the NFL. His previous

stops include Buffalo (2013-14) and Jacksonville (2017-18).

Prior to joining the Broncos, Wheatley served as Morgan State's head coach for three seasons from 2019-21. During his tenure, Wheatley led the program to five wins despite the Mid-Eastern Athletic Conference's cancellation of the 2020 fall football season (COVID-19).

Overseeing Jacksonville's running back room from 2017-18, Wheatley helped orchestrate a rushing attack that averaged 124.6 rushing yards per game over his two seasons. In 2018, the Jaguars posted the NFL's best rushing attack (141.4 ypg) and tallied the second-most rushing touchdowns (18) that year.

Wheatley coached running back Leonard Fournette, who as a rookie in 2017, rushed 268 times for 1,040 yards (3.9 avg.) with nine touchdowns. In Wheatley's two seasons coaching the position in Jacksonville, five different running backs recorded at least one touchdown, including four players who scored multiple times.

Before Jacksonville, Wheatley spent the 2015-16 collegiate seasons coaching running backs for his alma mater, the University of Michigan. Wheatley was part of a coaching staff that guided the team to consecutive 10-3 seasons and back-to-back appearances in a bowl game.

In his first season at Michigan, the Wolverines rushing attack collected over 2,000 yards on the ground with 27 touchdowns. The following year, Michigan rushed for 212.9 yards per game and registered 304 rushes for 2,768 yards (4.8 avg.) with 41 scores.

Wheatley's first stint in the NFL came as running backs coach for Buffalo from 2013-14. In his first season with the team in 2013, the Bills produced the league's second ranked rushing attack (144.2 ypg) and had two rushers (C.J. Spiller & Fred Jackson) who each collected over 850 yards rushing while combining for 11 rushing scores.

Preceding his time in the NFL, Wheatley spent five seasons coaching running backs in the collegiate ranks. He spent the 2008 season at Ohio Northern before spending one season (2009) at Eastern Michigan and three years (2010-12) at Syracuse.

Wheatley began his coaching career at Robichaud High School (Dearborn Heights, Mich.), where he served as head football coach for the Bulldogs in 2007. That season, Robichaud went 9-2 in the regular season and was a perfect 6-0 in league play.

A former first-round selection (17th overall) of the N.Y. Giants in the 1995 NFL Draft, Wheatley, played 10 seasons in the league from 1995-2004. He appeared in 124 career regular-season games (42 starts), totaling 1,270 rushes for 4,962 yards (3.9 avg.) with 40 touchdowns to go along with 125 receptions for 900 yards (7.2 avg.) with seven scores.

A distinguished running back at Michigan from 1991-94, Wheatley was a three-time first-team All-Big Ten selection (1992-94) and was the Big Ten Offensive Player of the Year as a sophomore in 1992. He broke the 1,000-yard rushing mark in three of his four seasons and amassed 4,187 rushing yards, 510 receiving yards and 53 total touchdowns.

COACHING EXPERIENCE

5th NFL Season (1st with Broncos)

Denver Broncos	
Running Backs	2022
Morgan State University	
Head Coach	2019-21
Jacksonville Jaguars	
Running Backs	2017-18
University of Michigan	
Running Backs	2015-16
Buffalo Bills	
Running Backs	2013-14
Syracuse University	
Running Backs	2010-12
Eastern Michigan University	
Running Backs	2009
Ohio Northern University	
Running Backs	2008
Robichaud High School (Dearborn Heights, Mich.)	
Head Coach	2007

In addition to football, Wheatley also had a standout track & field career, winning three letters from 1993-95. He earned an All-American citation in the 110-meter hurdles during the NCAA Championships in 1995 and also won the Big Ten's Outdoor title in the 1994 110-meter hurdles.

A native of Inkster, Mich., Wheatley earned his bachelor's degree from Michigan in 2008 and was inducted into the Michigan Sports Hall of Fame in 2012. He and his wife, Kimberly, have five children, Tyrone Jr., Terius, Tyrique, Tiana and Tamari.



Derek Haithcock
Assistant to Head Coach



John Vieira
Instructional Designer



Brad Miller
Football Strategy Analyst

PLAYER PERSONNEL / FOOTBALL OPERATIONS



RICH HURTADO

VICE PRESIDENT OF FOOTBALL ADMINISTRATION

Rich Hurtado enters his third year with the Denver Broncos in 2022, serving as the club's vice president of football administration. After 15 years of experience negotiating contracts as a team executive or player agent, he was hired by the Broncos on Jan. 29, 2020.

Hurtado is the club's lead negotiator and manages all aspects of the salary cap, including financial and strategic planning related to player acquisition and roster construction. He works closely with General Manager George Paton on roster management and other football related issues, while providing input into all strategic football decisions.

Hurtado leads the club's compliance with the league's Collective Bargaining Agreement and serves as the primary liaison to the NFL Management Council on labor relation matters. In 2021, he was selected by the NFL to be part of the CEC executive working group which provides owners in the Management Council Executive Committee with recommendations on labor matters.

Additionally, Hurtado works closely with the football research and technology department on R&D initiatives while collaborating with several other departments throughout the organization. Hurtado is a member of the Broncos' Diversity, Equity and Inclusion (DEI) committee, and he assists in executing and advancing the club's overall DEI plan.

Prior to the Broncos, Hurtado spent 11 years as an agent/executive after four seasons working in football administration with the Philadelphia Eagles.

During his tenure with Creative Artists Agency (formerly Five Star Athlete Management), Hurtado worked closely with CAA Football Division Co-Head Todd France managing negotiations and CBA-related matters for 70 NFL clients totaling more than \$2.5 billion in total contracts.

In addition to working on nearly \$1 billion worth of free agent deals with CAA, Hurtado helped negotiate more than \$1 billion in contract extensions, including record-breaking deals for defensive tackle Fletcher Cox (2016), wide receiver DeAndre Hopkins (2017) and defensive tackle Aaron Donald (2018).

Prior to working as a player agent, Hurtado spent four years (2005-08) in football administration with the Philadelphia Eagles. Originally hired by the Eagles as a football administration intern in 2005, Hurtado worked as a salary cap analyst for the team before being promoted to manager of football administration.

Hurtado graduated with honors from the University of Florida in 1996 with a bachelor's degree in Decision and Information Sciences (DIS). After working for eight years as a managing consultant at IBM, he went on to earn his MBA from Dartmouth College's Tuck School of Business in 2006.

Hurtado, who is bilingual in English and Spanish, is a native of Miami, Fla.



MARK THEWES

V.P. OF FOOTBALL OPERATIONS & COMPLIANCE

Mark Thewes enters his third season as the Broncos' vice president of football operations and compliance and 20th season in the NFL in 2022. He previously served as the team's director of team administration from 2012-19.

Originally hired by Denver on Jan. 12, 2009 as assistant to the head coach, Thewes worked for the Cleveland Browns from 1999-2004 and spent four years with GMR Marketing in Charlotte, N.C., before he joined the Broncos.

A member of the club's executive staff, Thewes serves as the liaison to the NFL office to ensure the club's compliance with the collective bargaining agreement, roster management and reporting, scheduling, officiating and discipline. In addition to overseeing the team's football analytics and football information systems departments, he works closely with club finance on player spending and overall football budgeting and monitoring.

Serving on the Broncos' Diversity and Inclusion Committee, Thewes manages the club's diversity coaching and scouting programs. He also is an Infection Control Officer within his role on the team's COVID-19 Task Force.

A native of Canton, Ohio, Thewes worked as an intern in the operations and marketing departments at the Pro Football Hall of Fame before joining the Browns as an intern for their re-entry into the NFL in 1999. He was hired full time by the Browns in 2000 and handled marketing/sponsorships for the club through 2004.

At GMR Marketing, an Omnicom Group Inc. experiential/sports marketing agency, Thewes was an account director in its sports division. In that capacity, he primarily worked with NFL, NCAA and NASCAR accounts.

A four-year starter on the baseball team at Miami (Ohio) University, Thewes received a bachelor's degree in business from the school before earning a master's degree in sports administration from Ohio University. He is a graduate of Canton McKinley Senior High School in Canton, Ohio.

Mark and his wife, Megan, have one son (Wade) and one daughter (Gwen).



RAY JACKSON

VICE PRESIDENT OF PLAYER DEVELOPMENT

Ray Jackson enters his eighth year with the Denver Broncos—second as vice president of player development—and his 21st season overall working in the NFL in 2022. He was hired by the club on March 9, 2015.

Jackson, who has been part of three Super Bowl-winning teams, spearheads the Broncos' off-the-field training and education for players through various club and league-supported initiatives. He also facilitates several other support programs aimed at maximizing players' potential and ability to achieve their goals on and off the field.

Before arriving in Denver, Jackson spent 10 seasons (2005-14) as the director of player development for the Pittsburgh Steelers, where he implemented the organization's Career Transition Program and coordinated the Club Life Skills Seminar.

A cornerback for six NFL seasons with Buffalo (1996-98) and Cleveland (1999-2001), Jackson began his post-playing career as the assistant director of player development for the Browns from 2002-04.

Before being selected by the Bills in the fifth round (156th overall) of the 1996 NFL Draft, Jackson played at Colorado State University, where he graduated as the program's all-time leader in career interceptions (20). As a senior in 1995, he was named First-Team All-Western Athletic Conference and was selected to the prestigious AFCA Good Works Team. He was inducted into the CSU Hall of Fame in 2011.

A graduate of Denver's Montbello High School, Jackson was born in East Chicago, Ind. Ray and his wife, Natalie, have five children—Pashay, Evan, Amaya, Alissa and Raymond Jr.—as well as four grandchildren.

DID YOU KNOW?

Wide receiver Jerry Rice concluded his record-setting 20-year NFL career as a member of the Denver Broncos after competing with the team in the 2005 preseason.

A 13-time Pro Bowl selection and 11-time Associated Press All-Pro, Rice agreed to terms with the Broncos on Wednesday, May 25, 2005. He played in all four of the Broncos' preseason games, starting twice, and caught four passes for 24 yards while wearing jersey No. 19.

**DARREN MOUGEY****ASSISTANT GENERAL MANAGER**

Darren Mougey enters his 11th season with the Broncos in 2022 and his first year as Assistant General Manager.

Mougey, who most recently served as the Broncos' Director of Player Personnel in 2021, will continue to oversee the day-to-day operations of the pro and college scouting departments, while working directly with General Manager George Paton on all player personnel and college scouting decisions.

Prior to being named Director of Player Personnel and Assistant General Manager in 2021 and '22, respectively, Mougey spent the 2020 campaign working as the team's Assistant Director of College Scouting.

Before being promoted to Assistant Director of College Scouting, Mougey served as Western Regional Scout (2017-19) and Western Area Scout (2016).

Hired as a personnel intern by the Broncos in 2012, Mougey has also worked as a Personnel/Scouting Assistant (2013), College/Pro Personnel Scout (2014) and Southwest Area Scout (2015). He began his post-playing career as an offensive assistant at his alma mater Chaparral High School (Scottsdale, Ari.) in 2011.

Prior to joining the Broncos, Mougey competed in NFL training camps as a wide receiver with the Atlanta Falcons (2009) and Arizona Cardinals (2010). A four-year letterman and a team captain at San Diego State University, he played wideout during his final two collegiate seasons after converting from quarterback.

A graduate of San Diego State with a bachelor's degree in business, Mougey prepped at Chaparral High School where he was a highly-touted quarterback prospect. He and wife, Hannah, have one son, Emmett, and one daughter, Marlow.

**KELLY KLEINE****EXEC. DIR. OF FB OPS. / SPECIAL ADVISER TO THE GM**

Kelly Kleine enters her second year with the Denver Broncos in 2022 as Executive Director of Football Operations/Special Adviser to the General Manager.

Entering her 11th NFL season, Kleine serves as the primary liaison for the Broncos' football operations and maintains significant responsibilities with both pro and college scouting. She is involved in all aspects of the Broncos' personnel department, including player evaluation, NFL Draft/free agency preparations and day-to-day football administration.

Reporting directly to Paton, Kleine oversees the Broncos' video and equipment departments while collaborating across many other areas throughout the organization.

Kleine spent the previous nine years with the Minnesota Vikings and most recently was the club's manager of player personnel/college scout (2019-20). She had extensive day-to-day responsibilities within the Vikings' personnel department, including player evaluation, NFL Draft/free agency planning, opponent advances and general football administration.

With the Vikings, Kleine had specific scouting assignments with college players from Minnesota, Wisconsin, Montana and the Dakotas. She held numerous other college scouting responsibilities for the Vikings while overseeing NFL Draft operations and serving as a liaison for pro tryouts.

Kleine previously worked as the Vikings' college scouting coordinator (2015-18), scouting assistant (2014) and scouting administration intern (2013). She began her NFL career with the Vikings as a public relations intern in 2012.

A 2013 University of Minnesota graduate with a bachelor's degree in sports management, Kleine worked in the Golden Gophers' athletic communications office as a student intern from 2010-13. She was a three-sport athlete (golf, basketball and softball) at Sheboygan (Wis.) North High School.

A native of Sheboygan, Kleine is married to Derek Van Calligan.

DID YOU KNOW?

The Broncos scored four touchdowns of at least 40 yards (two pass plays, one rushing play and one punt return) during their *Monday Night Football* win against Tennessee on Nov. 19, 2007, marking the first time in club history that feat was accomplished. Denver also became the first NFL team in four seasons to score four 40-yard touchdowns in the same game with its performance against the Titans.

REED BURCKHARDT

DIRECTOR OF PLAYER PERSONNEL



Reed Burckhardt enters his first year with the Denver Broncos and his 14th season in the NFL in 2022. He was hired by the club on May 11.

Burckhardt joins the Broncos after spending the previous 13 seasons with Minnesota, performing various scouting and personnel roles. He most recently served as the Vikings' Director of Pro Scouting in 2021 after working as Assistant Director of Pro Scouting (2020) and Pro Scout (2017-19) during the previous four seasons.

Prior to his duties as a pro scout, Burckhardt was a College/Area Scout, covering the Northeast/Atlantic region of the country. In addition, Burckhardt also spent two seasons as the club's BLESTO Scout, which is a national scouting service used by NFL teams.


Burckhardt began his tenure with Minnesota in 2009, interning with the club's operations department. He completed a second internship with the Vikings' scouting department in 2010 before earning a full-time role with the team.

A three-year letterwinner at South Dakota State from 2005-07, Burckhardt played quarterback and was a contributor on special teams. He was part of a team that won the 2007 Great West Football Conference title following the football program's transition from Division II to Division I FCS.

Burckhardt graduated from SDSU in 2008 with a degree in business, and following his playing career, he worked part time with the football program, coaching linebackers and assisting with recruitment. A native of Russell, Minn., Burckhardt prepped at Russell-Tyler-Ruthton High School (Tyler, Minn.), where he was a standout two-sport athlete in football and basketball.

A.J. DURSO

DIRECTOR OF PRO PERSONNEL



A.J. Durso enters his 10th year with the Broncos and his sixth season as director of pro personnel in 2022. He joined the team as Pro Scouting Coordinator in 2013 before working as Assistant Director of Pro Personnel from 2015-16.

Durso's responsibilities managing the pro personnel department for the Broncos include scouting current NFL players and overseeing the advance scouting for the club's upcoming opponents.

His experience with the Broncos includes the evaluation of free agents and trades in addition to advance scouting and overseeing assignments of other professional football leagues. He also coordinates player workouts and visits while executing cross-check evaluations for the NFL Draft assigned.

Before coming to Denver, Durso spent three seasons in Cleveland as a pro scout and five years in football operations with Seattle. After beginning his NFL career as an operations intern with the Seahawks in 2005, Durso served as Football Operations Coordinator/Assistant to Executive Vice President & Head Coach Mike Holmgren for three seasons (2006-08) and as an offensive assistant for Seattle in 2009.

A graduate of SUNY Institute of Technology, where he was a member of the baseball team, Durso is married to Toby.

ROMAN PHIFER

SENIOR PERSONNEL EXECUTIVE



Roman Phifer enters his second season as Senior Personnel Executive with the Denver Broncos in 2022. He was hired by the club on May 18, 2021.

A 21-year NFL veteran as a player/coach/scout and a three-time Super Bowl-champion linebacker, Phifer spent the 2021 campaign assisting the pro and college scouting departments as a Senior Personnel Executive.

An assistant linebackers coach with the Broncos from 2009-10, Phifer re-joined the club after spending the previous three seasons (2018-20) with the Detroit Lions as West Coast Area Scout.

Prior to the NFL, Phifer worked as Director of Player Development at his alma mater, UCLA, from 2016-17 and oversaw all aspects of day-to-day player welfare and life skills. He also worked closely with the university's staff to monitor scholastic progress and was the primary facilitator for all Bruins football community outreach.

During his time with the Bruins, Phifer participated in a two-week scouting internship with the Bruins in 2017. He joined the club full time prior to the 2018 NFL Combine.

An All-American linebacker at UCLA, Phifer was selected by the Los Angeles Rams in the second round (31st overall) of the 1991 NFL Draft. He played eight seasons (1991-98) with the Rams before going on to play with the N.Y. Jets (1999-2000), New England (2001-04) and N.Y. Giants (2005).

A four-time Pro Bowl alternate (1995, '96, 2001, '03), Phifer was a part of three Super Bowl-winning teams with the Patriots (2002, '04-05).

During his 15-year NFL playing career, Phifer appeared in 212 regular-season games (177 starts) and totaled 1,123 tackles (858 tackles), 29 sacks (181.5 yds.), 11 interceptions, 65 passes defended, 12 forced fumbles and eight fumble recoveries. He added 42 tackles (30 solo) in nine career postseason games (7 starts).

Phifer (pronounced: FI-fer) grew up in Charlotte, N.C.



PATRICK WALSH

PRO SCOUT

Patrick Walsh enters his fifth year as a pro scout for the Denver Broncos in 2022 and his seventh season overall with the club. Hired by the team as a personnel intern on July 25, 2016, Walsh worked as a player personnel assistant in 2017 before being promoted to pro scout in 2018.

Walsh's current duties include evaluating pro prospects in addition to assisting with the production and presentation of advance scouting reports to coaching staffs.

Before joining the Broncos in 2016, Walsh coached for six years at the collegiate level. He most recently served as offensive line coach, run game coordinator and recruiting coordinator at Humboldt State University from 2013-15.

Walsh has also coached at the University of Texas-El Paso (graduate assistant/assistant offensive line, 2012), Pacific University (tight ends, 2011) and Foothill College (defensive line/special teams, 2010).

A former collegiate center/guard at Sacramento State (2008-09) and Foothill College (2006-07), Walsh attended Pioneer High School in San Jose, Calif.



BRIAN STARK

DIRECTOR OF COLLEGE SCOUTING

Brian Stark enters his 11th season with the Broncos and his sixth year as director of college scouting for the team in 2022. He worked as a national scout for the club in 2016 following four years evaluating the Western region (2015) and the West Coast (2012-14).

Stark joined the Broncos after serving three seasons as the offensive coordinator/quarterbacks coach for Yale University (2009-11) and nine seasons in various coaching capacities at San Diego State from 2000-08. During those 12 seasons, he personally recruited or coached 12 NFL Draft choices.

Stark spent nine years at San Diego State, serving as tight ends coach (2007-08), director of football operations/recruiting coordinator (2000-01, '06) and passing game coordinator/quarterbacks coach (2002-05). In his four seasons as quarterbacks coach for San Diego State, the Aztecs' signal-callers averaged nearly 3,100 yards and 18 passing touchdowns a year while setting 18 SDSU or MWC records.

Before joining San Diego State's staff, Stark spent the 2001 season as offensive program coordinator for the University of Washington, where he also assisted with the Huskies' recruiting efforts. He began his professional career at his alma mater, the University of Colorado, where he was a student assistant/assistant recruiting coordinator from 1994-98.

Stark and his wife, Sarah, have two sons, Jackson and Alex.

DID YOU KNOW?

The record for most years of service on the Broncos' coaching staff is 21, held by Mike Shanahan. He was an assistant with the Broncos from 1984-87 and from '89-91 before serving as head coach from 1995-2008.

Shanahan and Joe Collier are the only two individuals to coach at least 20 years for the Broncos. Collier served on Denver's coaching staff in several capacities for 20 seasons from 1969-88.



NICK SCHIRALLI

ASSISTANT DIRECTOR OF COLLEGE SCOUTING

Nick Schiralli enters his 15th year with the Broncos' personnel department in 2022 and his second season as assistant director of college scouting. He spent the previous four seasons (2017-20) as the Broncos' Eastern regional scout after nine years (2008-16) evaluating the Atlantic area.

Schiralli joined the Broncos after spending two years (2006-07) as an offensive graduate assistant at the University of Florida, where he also was a four-year letterman as a wide receiver from 1996-99. He performed a variety of roles with the Gators and was a part of their 2006 staff that helped the

team to a BCS National Championship victory.

Preceding his time at the University of Florida, Schiralli spent four years working with the football program at the University of North Carolina from 2002-05. He was an offensive graduate assistant coach with the Tar Heels in 2005 after working as director of player personnel and special teams assistant from 2002-04.

Schiralli began his professional career in 2000 as the wide receiver coach at Cardinal Newman High School in West Palm Beach, Fla., before coaching wide receivers and special teams at Gainesville High School in Gainesville, Fla., in 2001.

As a wide receiver at Florida, Schiralli played 36 career games and was a two-time Southeastern Conference Academic Honor Roll student-athlete. He was a member of the Gators' 1996 national championship squad as well as two SEC Championship teams and was named to the SEC's Good Works Team recognizing his efforts in the community.

Schiralli holds master's degrees in sports management and human performance/sports psychology from Florida. He also owns bachelor's degrees from Florida in telecommunications and public relations.

Nick and his wife, Jenny, have a son, Cale, and three daughters, Sawyer Mae, Scout Isabelle and Fynley Belle.



SAE WOON JO

WESTERN NATIONAL SCOUT

Sae Woon Jo enters his second season with the Denver Broncos in 2022 as Western national scout.

Jo, who has 19 years of scouting and coaching experience, spent the last nine seasons with the Atlanta Falcons, including the last eight years as an area scout.

In his role as an area scout with the Falcons, Jo scouted college players in the West region of the country, primarily from the Pac-12 Conference, the Mountain West Conference and the Big Sky Conference. He joined Atlanta in 2012 as college scouting coordinator, where his duties included coordi-

nating college visit logistics, draft board preparations, "Point of Attack" tapes and evaluations of college and pro players.

Prior to joining the Falcons, Jo spent nine years on the defensive coaching staff at Occidental College (2003-12). After starting as an assistant linebackers coach in 2003, he coached safeties (2004), defensive line (2005-06) and linebackers (2007-12). He also spent one season as a Defensive Assistant Coach for the AFL's Los Angeles Avengers in 2004.

Jo began his football career as a quarterbacks coach and special teams coordinator at University City High School in San Diego. He earned his bachelor's degree in Communications from the University of California-San Diego in 2003.

A former quarterback at Crescenta Valley (Calif.) High School, Sae Woon Jo (pronounced SAY-woon JOE) is married to Christine and the couple has one daughter, Finley.



BRYAN CHESIN

MIDWEST NATIONAL SCOUT

Bryan Chesin enters his ninth year with the Broncos and his first season as the club's Midwest National Scout in 2022. He was originally hired by the club as a video/operations assistant in 2014.

Prior to being named Midwest National Scout, Chesin spent the previous five seasons (2017-21) evaluating the Midwest area.

As a player personnel assistant from 2015-16, Chesin's duties included evaluating college and pro prospects and scouting the Mountain Region. He also assisted with the operations and administrative efforts of the personnel

department during his first three years with the club.

Prior to joining the Broncos, Chesin was a Producer Intern for NFL Films in Mount Laurel, N.J. He spent four seasons on the coaching staff at his alma mater Chaparral High School in Scottsdale, Ariz., winning three consecutive state championships (2009-11) and helping more than 20 players earn Division I scholarships.

Chesin is a graduate of the University of Arizona, where he was a video assistant for the football team.



ROB PATON

REGIONAL SCOUT

Rob Paton enters his sixth season with the Denver Broncos in 2022 and his first year as regional scout. He joined the team as a personnel intern in 2017 before being promoted to scouting assistant (2018), college/pro scout (2019-20) and scouting coordinator (2021).

Paton's current duties include scouting college prospects in the Southeast Region while evaluating various top prospects across the country.

Paton previously served as a scouting analyst for the UCLA football team from 2015-16, playing a key role in the school's recruiting efforts. A graduate of the University of San Diego in 2014, he began his collegiate career at UCLA, where he competed as a safety for the Bruins.

During the 2014-15 season, Paton worked as a defensive backs coach for his former high school, Loyola (Los Angeles).



EUGENE ARMSTRONG

SOUTHEAST AREA SCOUT

Eugene Armstrong enters his 16th season as a college scout with the Denver Broncos in 2022 and evaluates the Southeast area for the franchise.

Armstrong joined the Broncos after spending seven years (2000-06) working in the Houston Texans' personnel department, including his final three seasons with the club as a college scout evaluating the Southwest and Midwest regions.

Armstrong was hired by the Texans in 2000 as a scouting intern and was promoted to a college scouting assistant in 2002 for the franchise's inaugural season. In that

capacity, he maintained the club's college database and reviewed prospect tapes while scouting the states of Texas, Louisiana and Oklahoma.

He earned a bachelor's degree in business administration from the University of Tulsa, where he played safety for the Golden Hurricane.

Armstrong played football and baseball at Elsik High School in Houston, where he currently resides. Armstrong and his wife, Korya, have a daughter, Shelbi, and a son, Emory.



DAVE BRATTEN

WEST COAST AREA SCOUT

Dave Bratten is in his 24th season with the Denver Broncos' organization in 2022 and his 23rd year in the college scouting department. He works as the Broncos' college scouting coordinator and also evaluates the West area for the club.

Bratten initially joined the Broncos in 1997 as a media relations intern.

A graduate of Arvada West High School in Arvada, Colo., Bratten earned a master's degree in sports management from Georgia Southern University in 1998 and a bachelor's degree in English from Monmouth (Ill.) College in 1996.

Bratten, and his wife Kim, along with their daughter Sidney, reside in Lakewood, Colo.

DID YOU KNOW?

Pro Football Hall of Fame running back Floyd Little, who played for Denver from 1967-75, was the first No. 1 draft pick ever signed by the Broncos. Selected by Denver with the sixth overall pick in 1967 from Syracuse University, Little totaled the second-most rushing yards (6,323) and the fourth-most rushing touchdowns (43) in professional football during his nine-year career.

SCOTT DiStefano

SENIOR MIDWEST AREA SCOUT



Scott DiStefano is in his 42nd year with the Denver Broncos' personnel department in 2022 and serves as the club's senior college consultant. He also scouts the Midwest area for the team.

He began his career with the Broncos under former General Manager John Beake and Broncos Ring of Fame Head Coach Dan Reeves. Cornell Green, who made five career Pro Bowls and was a scout for the Broncos for 28 years, was also instrumental in the early years of DiStefano's career.

He began his tenure with the Broncos scouting the Rocky Mountain and Southwest regions before serving as a Midwest Area Scout from 1990-2019. In addition to his scouting duties with the Broncos during the 1980s, DiStefano also assisted with the breakdown of film cutups for Assistant Head Coach Joe Collier.

DiStefano played quarterback at Snow Junior College in Ephraim, Utah, under Head Coach Dave Arslanian before transferring to Colorado State University to play for Head Coach Sark Arslanian. The father (Sark) and son (Dave) Arslanian combo was instrumental in preparing him for a football career with the Broncos.

Although DiStefano had opportunities to play for the Hamilton Tiger-Cats and Edmonton Eskimos of the Canadian Football League, he opted to begin his coaching career as a graduate assistant at Colorado State in 1981. He served in that capacity for the season before coming to the Broncos in 1982.

A native of Alliance, Ohio, DiStefano was an all-conference quarterback in 1975 at Alliance High School, the same school that produced Pro Football Hall of Fame quarterback Len Dawson. Among the honors bestowed upon him was the 1974 Massillon (Ohio) JayCee's conference sportsmanship award, a prestigious honor from such a football-rich region of Ohio.

CHAZ MCKENZIE

NORTHEAST AREA SCOUT



Chaz McKenzie enters his second year with the Denver Broncos in 2022 and his first season as Northeast area scout. He joined the Broncos in 2021, working as a personnel intern through the NFL's Nunn-Wooten Scouting Fellowship program.

In his first season with the club, McKenzie assisted the personnel department in the evaluation of college and pro players, while attending pro days for 2022 draft-eligible prospects.

Preceding his time with the Broncos, McKenzie spent two seasons (2019-20) with his alma mater, Central Washington University, serving as a recruiting coordinator/coaching assistant. As a player at CWU, he appeared in 30 games over three seasons, totaling 92 tackles (55 solo), 0.5 sacks (4 yds.), five interceptions (42 yds.), eight pass breakups, one forced fumble, one fumble recovery and two blocked kicks.

DEON RANDALL

SOUTHWEST AREA SCOUT



Randall enters his sixth year with the Denver Broncos in 2022 and his first season as Southwest area scout. He joined the Broncos as a personnel intern in 2017 before working as a scouting assistant (2018), pro/college scout (2019-20) and Northeast area scout (2021).

Randall's current duties include scouting college prospects in the Southwest Region. Randall was previously responsible for assisting on evaluations of pro prospects, while presenting advance scouting reports to coaches on upcoming opponents.

Randall played wide receiver for Yale University from 2010-14, where he was a two-time All-Ivy League selection. A 2014 team captain, he graduated as Yale's all-time leading receiver with 219 career catches for 2,320 yards.

A quarterback, wide receiver, defensive back and punt returner at Francis W. Parker High School in San Diego, Randall accounted for 100 total touchdowns over his final two seasons and was named the 2009 Coastal Conference Offensive Player of the Year.



ROYA BURTON

PLAYER PERSONNEL ASSISTANT

Roya Burton enters her third year with the Denver Broncos in 2022 and is in her first season working as a player personnel assistant. She previously served as a social content assistant for two seasons (2020-21), where she assisted in the development and creation of social content for the Broncos' social and digital channels.

In her current role, Burton assists in the evaluation of all college prospects while analyzing players who are currently in other pro football leagues. She is also tasked with contributing to all aspects of day-to-day football operations.

Prior to the Broncos, Burton spent the 2019 NFL season with the Detroit Lions, serving as a new media intern. She's also spent time with NFL Films, working as a production intern.

Burton attended Grand Valley State University (Allendale, Mich.) from 2013-15, where she competed on the Lakers' track & field team. She completed her undergraduate degree at Michigan State University, graduating with a bachelor's degree in journalism.

FOOTBALL TECHNOLOGY & RESEARCH



TONY LAZZARO

SR. DIRECTOR OF FOOTBALL TECHNOLOGY & RESEARCH

Tony Lazzaro enters his 21st season with the Denver Broncos in 2022 and is the club's Senior Director of Football Technology and Research. He was hired on July 22, 2002.

Lazzaro, who has 25 years of NFL experience, leads the team's Football Information Systems and Football Analytics departments, which together assist in football operations decision-making processes through technology and data analysis. His duties include overseeing the collection and storage of data, development of custom applications and administration of advanced

analytics and research.

Prior to his current position, Lazzaro served as the Broncos' Director of Football Information Systems (2009-19) and Manager of Football IT (2002-08). He joined the team after working with the San Diego Chargers' IT department in various roles from 1998-2002.

Lazzaro attended Colorado State University, where he graduated with a bachelor's degree in Business – Finance, before earning his Master of Business Administration from National University in San Diego. He was a member of the track team at CSU, running both the 400m and 800m events.

A native of San Diego, Lazzaro and his wife, Kerri, have two children: Emily and Ethan.



KARL SCHREINER

DIRECTOR OF FOOTBALL INFORMATION SYSTEMS

Karl Schreiner enters his eighth season with the Denver Broncos in 2022 and is the club's director of football information systems. He previously served as the team's senior applications developer before being promoted ahead of the 2020 season.

Schreiner and his team develops custom software to support day-to-day football operations and the decision-making processes of the personnel and coaching staffs.

A graduate of Highlands Ranch (Colo.) High School, Schreiner received his bachelor's degree in computer information sciences from Metro State University. He and his wife, Jessica, have one daughter, Brooklyn.

DID YOU KNOW?

The Denver Broncos own the most overtime wins in professional football history (30) with their .608 win percentage (30-19-2) ranking second all-time.

SCOTT FLASKA

SR. MANAGER, FOOTBALL ANALYTICS

Scott Flaska enters his seventh season with the Denver Broncos in 2022 and his third as the club's senior manager of football analytics. He was hired as the team's lead analyst on Aug. 29, 2016.

In his current role, Flaska works with the football operations departments to design and implement data-driven research and solutions that add value to the organization.

Before joining the Broncos, Flaska worked as a professional development program engineer for Northrop Grumman in Boulder, Colo.

Flaska attended the University of Colorado, where he graduated with a bachelor's degree in mechanical engineering in 2014.

EXECUTIVE STAFF

TIM ARAGON

GENERAL COUNSEL

Tim Aragon enters his first season as General Counsel for the Denver Broncos after joining the club in August of 2022.

Aragon, an active member of the Denver community with more than two decades of experience, joins the Broncos after spending the last 18 years with the global law firm of Hogan Lovells in its Denver office. Most recently, he was managing partner of that office and on Hogan Lovells' Americas-region leadership team while holding various civic board positions, including with the Colorado Hispanic Chamber of Commerce.

Working with both public and private clients, Aragon has extensive experience as a trusted advisor on a variety of legal matters. His background includes corporate transactions, compliance, governance and working with sports franchises across the NFL, NBA, MLS and MLB.

Before being promoted to managing partner of the Denver office at Hogan Lovells in 2021, Aragon worked as head of the Denver office's corporate & finance practice. Prior to joining Hogan Lovells in 2004, Aragon was a mergers and acquisitions (M&A) and corporate restructuring associate in the New York City office of Skadden Arps, a large international law firm.

A graduate of Mullen High School in Denver, Aragon has deep local roots and grew up in the Athmar neighborhood of southwest Denver. He went on to earn his A.B. from Harvard University cum laude in 1997 before receiving a J.D. from New York University's School of Law in 2001.

In addition to currently serving on the board of the Colorado Hispanic Chamber of Commerce (and previously chairing that board), Aragon is a board member with the Downtown Denver Partnership's Denver Civic Ventures Board. He also served on the board of the Community College of Denver Foundation.

Aragon and his wife, Shannon, have two children: Jonathan and Lauren.

PATRICK SMYTH

CHIEF COMMUNICATIONS OFFICER

Patrick Smyth enters his 13th year leading the Denver Broncos' public relations and is the club's Chief Communications Officer.

In his 19th season with the Broncos, Smyth leads and fully integrates the organization's award-winning public relations, community development and digital media departments to support football and business operations. He is the Broncos' spokesperson and works closely with the President & CEO, General Manager, Head Coach, players and executives to promote leadership alignment.

A University of Florida graduate, Smyth is a member of the Broncos' executive team and on the board of Broncos Charities.

Smyth is responsible for the public relations of the Broncos and Empower Field at Mile High, strategically directing all football, corporate and internal communications. His role involves growing the Broncos' digital platforms to increase fan engagement and revenue opportunities as well as expanding the club's philanthropic impact and fundraising initiatives.

The Broncos' public relations efforts have consistently been recognized by the Pro Football

Writers of America under Smyth's leadership as a two-time winner—and eight-time finalist—for the prestigious Pete Rozelle Award. The franchise received the honor following its 2013 Super Bowl XLVIII appearance and 2015 Super Bowl 50 victory during the winningest four-year period (2012-15) in team history.

Guiding the Broncos' digital media strategy since 2019, Smyth has helped the franchise earn national recognition for content—including the first NFL team to win a Webby Award—across one of the largest platforms in sports. He has overseen the Broncos' community development since 2017 with the organization named ESPN's Sports Humanitarian Team of the Year in 2022, its third consecutive year as 1-of-4 finalists throughout all sports for the award.

Joining the Broncos in 2004 as a media relations graduate assistant, Smyth became the youngest PR director in the NFL in 2010 at age 27.

Smyth was selected by the NFL to work three AFC Championship Games and began his NFL career interning with the Super Bowl XXXVII-champion Tampa Bay Buccaneers in 2002. His internship/part-time experience includes Florida's athletic department (2001-04) and the Philadelphia Flyers (2002).

Graduating from Florida in 2004 with highest honors and a bachelor's degree in public relations, Smyth received its "Outstanding Young Alumnus" award in 2011. He was recognized by the *Denver Business Journal* in 2012 as a "40 under 40" recipient for his business and community contributions.

Smyth is a Wilmington, Del., native and married to Leslie with sons Patrick and William.



NANCY SVOBODA

EXECUTIVE V.P. OF HUMAN RESOURCES

Nancy Svoboda is entering her 10th season with the Denver Broncos in 2022 and her sixth year as the team's executive vice president of human resources.

Leading all human resources efforts for the Broncos and Stadium Management Company, Svoboda has instituted several innovative systems and procedures within the organization, including management programs, compensation reviews, and technology solutions. She leads a team that works diligently to ensure compliance on legal issues while respecting the demands of the NFL business and football culture of the Broncos.

Under her leadership, the Broncos were recognized as a Font Office Sports 2021 Best Employer in Sports. The annual recognition is given to sports organizations who excel in leadership, commitment to diversity, equity & inclusion, employee relations and philanthropy.

Before joining the Broncos in 2013, Svoboda served as senior vice president of human resources for The Integer Group, a company she was associated with for nearly 20 years.

Svoboda received certification as a senior professional in human resources (SPHR) from the Human Resources Certification Institute as well as a senior certified professional (SHRM-SCP) from the Society for Human Resource Management. She also is a certified True Colors® Personal Success Facilitator and an EQ-I2.0 Emotional Intelligence Certified Trainer.

A contributing author of *The Praeger Handbook of Human Resource Management*, Svoboda received a bachelor's degree in business administration from Illinois State University and a master's degree in education, human resources and organizational development from Colorado State University. In February 2018, she was inducted into the Illinois State College of Business Hall of Fame.

Originally from Illinois, Svoboda has resided in Colorado since 1986. She is married and has two sons, both of whom have both served in the U.S. Army.



JUSTIN WEBSTER

CHIEF FINANCIAL OFFICER

Justin Webster enters his 10th season as chief financial officer for the Denver Broncos in 2022 and 13th year overall with the franchise. He was originally hired by the club as vice president of finance on May 16, 2010.

Webster, who has 28 years of experience in accounting, auditing and financial management, leads all finance and accounting functions for the Broncos and other related team entities.

Responsible for the organization's strategic financial planning, reporting and cash flow management, Webster is instrumental in continuously strengthening the financial operations of the Broncos. During his tenure with the Broncos, he has led a number of debt restructurings that have significantly improved the club's cash flow and improved its financial agility.

Webster serves as treasurer for Denver Broncos Charities, which has overseen the distribution of more than \$35 million to charitable groups in the Denver area since its inception in 1993.

He also is a member of the Board of Trustees for the National Sports Center for the Disabled as well as the advisory board for the Denver chapter of the American Cancer Society.

Before joining the Broncos, Webster worked in the homebuilding and development industries for more than 10 years, holding various positions with a large national homebuilder prior to joining a local developer in Denver. He started his career at Ernst & Young LLP in Detroit, where he obtained his CPA and worked in the Assurance and Advisory practice, overseeing the audits of a number of public and private companies.

Webster attended Alma College, where he played soccer for four years and graduated with a degree in business administration/accounting in 1994. He is in a member of the President's Advisory Council for his alma mater. Born in Michigan, Webster is married to Anne and the couple has three children: Drew, Isabella and Cameron.

VICE PRESIDENTS



Keith Bishop
Vice President of Security



Chip Conway
Senior Vice President of Operations



Allie Engelken
Vice President of Community Development



Dan Hawley
Vice President of Business Development



Rich Hurtado
Vice President of Football Administration



Marc Jackson
Vice President of Ticketing, Sales & Service



Ray Jackson
Vice President of Player Development



Chine Jude
Vice President of Diversity, Equity & Inclusion



Michael Kalousek
Vice President of Finance



Brady Kellogg
Senior Vice President of Corporate Partnerships



Darren O'Donnell
Vice President of Business Development



Jay Roberts
Stadium General Manager



Mark Thewes
Vice President of Football Ops. & Compliance



Russ Trainor
Senior Vice President of Information Technology



Sandy Young
Vice President of Partnership Marketing

BRONCOS IN THE AMERICAN BOWL

The Broncos have participated in the American Bowl seven times in their history and own a 3-4 record in those preseason contests. Denver played in the American Bowl in 1987 (London, England), 1990 (Tokyo, Japan), 1992 (Berlin, Germany), 1994 (Barcelona, Spain), 1995 (Tokyo, Japan), 1997 (Mexico City, Mexico) and 1999 (Sydney, Australia).





VETERAN PLAYER PROFILES (AS OF JULY 27, 2022)



McTELVIN AGIM

95

DEFENSIVE LINEMAN

6-3 • 300 • 3RD YR. • ARKANSAS

BORN: Sept. 25, 1997, in Texarkana, Texas

HIGH SCHOOL: Hope (Ark.) High School

ACQUIRED: Draft #3c (95th overall), 2020

NFL YEAR: 3rd • **YEAR WITH BRONCOS:** 3rd

NFL GAMES PLAYED/STARTED: 17/0



AGIM AT A GLANCE:

- A third-year defensive lineman from the University of Arkansas who has appeared in 17 games with the Broncos (2020-21).
- Totaled 12 tackles (4 solo), 1.5 sacks (7 yds.) and two passes defended during his career.
- Tallied four tackles (2 solo), 1.5 sacks (7 yds.) and one pass defended in seven games played for the Broncos in 2021.
- Logged eight tackles (2 solo) and one passed defended in 10 games played during his rookie season in 2020.
- Started 40-of-49 games played at Arkansas, totaling 148 tackles (62 solo), 14.5 sacks (81 yds.), six forced fumbles and two fumble recoveries during his collegiate career.
- Appeared in all 12 games during his final campaign with the Razorbacks in 2019, collecting 39 tackles (20 solo) and a collegiate-high five sacks (24 yds.).
- Excelled in the classroom, receiving Fall SEC Academic Honor Roll honors for three consecutive years (2017-19).
- Prepped at Hope (Ark.) High School where he was named the Gatorade Arkansas Football Player of the Year and the *Arkansas Democrat-Gazette* All-Arkansas Preps Defensive Player of the Year as a senior in 2015.
- Earned the 2015 Paul Eells Award which is given annually to an Arkansas high school football player who best exhibits perseverance, determination, courage and resolve in the face of adversity.
- Selected by the Broncos in the third round (95th overall) of the 2020 NFL Draft.

CAREER TRANSACTIONS: Signed by Denver as a draft choice 7/22/20.



2021: Agim appeared in seven games, totaling four tackles (two solo), 1.5 sacks (7 yds.) and one pass defended... Tallied one assisted tackle, one half sack and one pass defended in his first action of the season vs. Bal. (10/3)... Posted his first career full sack vs. LAC (11/28).

2020: Agim, who was selected by the Broncos in the third round (95th overall) of the 2020 NFL Draft, appeared in 10 games his rookie season, totaling eight tackles (2 solo) and a passed defended... Made his NFL debut vs. T.B. (9/27)... Collected his first career tackle at NYJ (10/1)... Posted season-high two tackles and had one pass defended at Atl. (11/8)... Tied season-high with two tackles at L.V. (11/15).

COLLEGE: Agim started 40-of-49 games played at the University of Arkansas, recording 148 tackles (62 solo), 14.5 sacks (81 yds.), six forced fumbles and two fumble recoveries during his collegiate career... Started all 12 games played in his senior year and posted 39 tackles (20 solo), five sacks (24 yds.), one forced fumble and one fumble recovery... Led the team in both tackles for loss (8.5) and sacks (5)... Started 11-of-12 games played in 2017, logging 37 tackles (15 solo), 2.5 sacks (19 yds.), three passes defended and two forced fumbles... Played in all 13 games (5 starts) as a freshman, contributing 27 tackles (8 solo) and 2.5 sacks (13 yds.)... Recorded at least a half sack in three games, including his first-career sack at Texas Christian (9/10).

PERSONAL: Agim played in high school at Hope (Ark.) High School, where he was named the Gatorade Arkansas Football Player of the Year and the *Arkansas Democrat-Gazette* All-Arkansas Preps Defensive Player of the Year as a senior in 2015... Earned the 2015 Paul Eells Award which is given annually to an Arkansas high school football player who best exhibits perseverance, determination, courage and resolve in the face of adversity... Tallied 77 tackles and 24 sacks during his final high school season... Participated in Nike's 'The Opening,' a showcase for top high school football prospects... McTelvin Agim (pronounced: UH-geem) was born on Sept. 25, 1997 in Texarkana, Texas.

AGIM'S REGULAR SEASON RECORD

Year	Club	G	S	UT	A	TT	S-Yds.	I-Yds.	PD	FF	FR	TD-Int.	TD-FR	S	Pts.
2020	Denver	10	0	2	6	8	0-0	0-0	1	0	0	0	0	0	0
2021	Denver	7	0	2	2	4	1.5-7	0-0	1	0	0	0	0	0	0
CAREER TOTALS		17	0	4	8	12	1.5-7	0-0	2	0	0	0	0	0	0

McTELVIN AGIM'S CAREER GAME-BY-GAME

(Victories asterisked)

2020 DENVER (5-11)		TACKLES									
Date	Opponent	P/S	UT	A	TT	S-Yds.	I-Yds.	PD	FF	FR	
Sept 14	vs. Tennessee				INACTIVE						
Sept 20	at Pittsburgh				INACTIVE						
Sept 27	vs. Tampa Bay	P	0	0	0	0-0	0-0	0	0	0	
Oct 1	at N.Y. Jets*	P	0	1	1	0-0	0-0	0	0	0	
Oct 18	at New England*				INACTIVE						
Oct 25	vs. Kansas City				INACTIVE						
Nov 1	vs. L.A. Chargers*				INACTIVE						
Nov 8	at Atlanta	P	1	1	2	0-0	0-0	1	0	0	
Nov 15	at Las Vegas	P	0	2	2	0-0	0-0	0	0	0	
Nov 22	vs. Miami*	P	0	0	0	0-0	0-0	0	0	0	
Nov 29	vs. New Orleans	P	0	1	1	0-0	0-0	0	0	0	
Dec 6	at Kansas City				INACTIVE						
Dec 13	at Carolina*	P	1	0	1	0-0	0-0	0	0	0	
Dec 19	vs. Buffalo	P	0	1	1	0-0	0-0	0	0	0	
Dec 27	at L.A. Chargers	P	0	0	0	0-0	0-0	0	0	0	
Jan. 3	vs. Las Vegas	P	0	0	0	0-0	0-0	0	0	0	
Season Totals			10/0	2	6	8	0-0	0-0	1	0	0

2021 DENVER (7-10)		TACKLES									
Date	Opponent	P/S	UT	A	TT	S-Yds.	I-Yds.	PD	FF	FR	
Games 1-3					INACTIVE						
Oct 3	vs. Baltimore	P	0	1	1	0.5-0	0-0	1	0	0	
Games 5-6					INACTIVE						
Oct 21	at Cleveland	P	0	0	0	0-0	0-0	0	0	0	
Oct 31	vs. Washington*	P	1	0	1	0-0	0-0	0	0	0	
Nov 7	at Dallas*	P	0	0	0	0-0	0-0	0	0	0	
Nov 14	vs. Philadelphia				INACTIVE						
Nov 28	vs. L.A. Chargers*	P	1	1	2	1-7	0-0	0	0	0	
Dec 5	at Kansas City	P	0	0	0	0-0	0-0	0	0	0	
Dec 12	vs. Detroit*				INACTIVE						
Dec 19	vs. Cincinnati	P	0	0	0	0-0	0-0	0	0	0	
Dec 26	at Las Vegas				INACTIVE						
Jan 2	at L.A. Chargers				RESERVE/COVID-19						
Jan 9	vs. Kansas City				INACTIVE						
Season Totals			7/0	2	2	4	1.5-7	0-0	1	0	0



CALVIN ANDERSON

76

TACKLE



6-5 • 300 • 4TH YR. • TEXAS

BORN: March 25, 1996, in Philadelphia

HIGH SCHOOL: Westlake High School, Austin, Texas

ACQUIRED: Signed off New York Jets' Practice Squad, 2019

NFL YEAR: 4th • **YEAR WITH BRONCOS:** 4th

NFL GAMES PLAYED/STARTED: 27/5

ANDERSON AT A GLANCE:

- A fourth-year tackle who has appeared in 27 contests (5 starts - 4 at LT; 1 at RT) with the Broncos from 2020-21.
- Started three games at left tackle (Weeks 9-10, 12) and notched 172 offensive snaps in 11 games played.
- Appeared in all 16 games (2 starts) for Denver in 2020, logging 132 offensive snaps.
- Spent 12 weeks on Denver's active roster in 2019 after being signed off the Jets' practice squad.
- Started all 14 games at left tackle, earning honorable mention All-Big 12 Conference honors in one season (2018) at the University of Texas after joining the Longhorns as a graduate transfer from Rice University.
- Signed by Denver off the New York Jets' practice squad on Oct. 1, 2019.
- Entered the NFL with New England as a college free agent on May 2, 2019.

CAREER TRANSACTIONS: Signed by New England as a college free agent 5/2/19; Waived by New England 5/13/19; Signed by N.Y. Jets 5/14/19; Waived by N.Y. Jets 8/31/19; Signed by N.Y. Jets (practice squad) 9/1/19; Signed by Denver (active roster) 10/1/19.



2021: Anderson appeared in 11 games (3 starts) for Denver, playing 172 offensive snaps... Started three games at left tackle (Weeks 9-10, 12)... Made his first start of the season and second career start at left tackle at Dal. (11/7)... Missed final six games of the season after being placed on injured reserve (ankle, knee) on Dec. 2.

2020: Anderson played in all 16 games with the Broncos, making two starts (1 at RT; 1 at LT)... Made his NFL debut vs. Ten. (9/14)... Collected his first-career NFL start at right tackle at L.V. (11/15)... Posted second-career start and began the game at left tackle at Car. (12/13).

2019: Anderson, who entered the NFL with New England as a college free agent on May 2, spent the first four weeks of the season on the N.Y. Jets' practice squad... Was signed by Denver off of the Jets' practice squad on Oct. 1... Was inactive in Games 5-16.

COLLEGE: Anderson started all 14 games at the University of Texas as a graduate transfer, earning All-Big 12 Conference honors in 2018... Started all 36 games played at Rice University, where he was chosen honorable mention All-Conference-USA in 2016 and '17 by the league's coaches.

PERSONAL: Anderson played football, basketball and tennis at Westlake High School in Austin, Texas... Marched center snare in the drum line... Calvin Anderson was born on March 25, 1996, in Philadelphia.

ANDERSON'S REGULAR SEASON RECORD

Year	Club	G	S
2019	Denver	0	0
2020	Denver	16	2
2021	Denver	11	3
CAREER TOTALS		27	5



BLESS AUSTIN

38

CORNERBACK



6-1 • 198 • 4TH YR. • RUTGERS

BORN: July 19, 1996, in Queens, N.Y.

HIGH SCHOOL: Campus Magnet (N.Y.) High School

ACQUIRED: Unrestricted Free Agent (Seattle), 2022

NFL YEAR: 4th • **YEAR WITH BRONCOS:** 1st

NFL GAMES PLAYED/STARTED: 29/17

AUSTIN AT A GLANCE:

- A fourth-year cornerback who appeared in 29 games (17 starts) with the N.Y. Jets (2019-20) and Seattle (2021).
- Totaled 98 tackles (77 solo), eight passes defended, three tackles for loss, two forced fumbles and one quarterback hit in his first three NFL seasons.
- Appeared in 11 games (10 starts) during the 2020 season with New York, logging 63 tackles (50 solo), four passes defended, three tackles for loss, one forced fumble and one quarterback hit.
- Produced 89 tackles (67 total), 23 passes defended, five tackles for loss, four interceptions, two sacks, one forced fumble and one fumble recovery in 27 games while at Rutgers University (2015-18).
- Entered the NFL as a sixth-round draft selection of the N.Y. Jets in 2019.
- Signed by the Broncos as an unrestricted free agent (Seattle) on April 27, 2022.

CAREER TRANSACTIONS: Signed by N.Y. Jets as a draft choice 5/10/19; Waived by N.Y. Jets 9/1/21; Signed by Seattle 9/7/21; Signed by Denver as an unrestricted free agent 4/27/22.



2021: Austin recorded 10 tackles (eight solo) in 11 games with Seattle... Notched two assisted tackles vs. Ari. (11/21)... Posted five solo tackles at Hou. (12/12)... Produced two unassisted tackles at LAR (12/21).

2020: Austin set a career-high in tackles with 63 along with four passes defended and one forced fumble in 11 games (10 starts) with the N.Y. Jets... Totaled eight tackles (seven solo) and one forced fumble at Buf. (9/13)... Made seven solo tackles at Ind. (9/27)... Recorded a career-high 2 passes defended along with five tackles (three solo) vs. Buf. (10/25)... Set a career-high 12 tackles (nine solo) along with one pass defended vs. N.E. (11/9)... Produced seven solo tackles at Sea. (12/13)... Notched seven tackles (four solo) and one pass defended vs. Cle. (12/27).

2019: Austin tallied 25 tackles (19 solo), four passes defended and one forced fumble in his rookie campaign with the Jets... Recorded three solo tackles, one pass defended and one forced fumble in his NFL debut vs. NYG (11/10)... Made three solo tackles and had one pass defended in a win at Was. (11/17)... Notched five tackles (two solo) and one pass defended vs. Oak. (11/24)... Had five tackles (four solo) vs. Mia. (12/8).

COLLEGE: Austin totaled 89 tackles (67 solo), 23 passes defended, five tackles for loss, four interceptions, two sacks, one forced fumble and one fumble recovery in 27 games at Rutgers University... Set career highs with 41 tackles (30 solo), 15 passes defended and one fumble recovery along with tying his career-high one interception as a sophomore in 2016... Recorded 33 tackles (27 solo), five passes defended, one interception and one forced fumble as a freshman in 2015.

PERSONAL: Austin attended Campus Magnet High School in Queens, N.Y., where he played cornerback, safety, quarterback and wide receiver... Named first-team All-Queens as a senior after producing 578 passing yards, 682 rushing yards and nine total touchdowns while making 51 tackles on defense.

AUSTIN'S REGULAR SEASON RECORD

Year	Club	G	S	UT	A	TT	S-Yds.	I-Yds.	PD	FF	FR	TD-Int.	TD-FR	S	Pts.
2019	N.Y. Jets	7	6	19	6	25	0-0	0-0	4	1	0	0	0	0	0
2020	N.Y. Jets	11	10	50	13	63	0-0	0-0	4	1	0	0	0	0	0
2021	Seattle	11	1	8	2	10	0-0	0-0	0	0	0	0	0	0	0
CAREER TOTALS		29	17	77	21	98	0-0	0-0	8	2	0	0	0	0	0

AUSTIN'S SINGLE GAME HIGHS

(Postseason in parentheses)

Tackles — 12 vs. New England, 11/9/20 (none). **Passes defended** — 2 vs. Buffalo, 10/25/20 (none). **Forced fumbles** — 1, twice, last at Buffalo 9/13/20 (none). **Tackles For Loss** — 1, 3x, last at L.A. Rams 12/20/20 (none).

BLESS AUSTIN'S CAREER GAME-BY-GAME

(Victories asterisked)

2019 N.Y. JETS (7-9)		TACKLES															
Date	Opponent	P/S	UT	A	TT	S-Yds.	I-Yds.	PD	FF	FR							
Weeks 1-8													RESERVE / NON-FOOTBALL INJURY				
Nov 10	vs. N.Y. Giants*	P	3	0	3	0-0	0-0	1	1	0							
Nov 17	at Washington*	S	3	0	3	0-0	0-0	1	0	0							
Nov 24	vs. Oakland*	S	2	3	5	0-0	0-0	1	0	0							
Dec 1	at Cincinnati	S	1	0	1	0-0	0-0	1	0	0							
Dec 8	vs. Miami*	S	4	1	5	0-0	0-0	0	0	0							
Dec 12	at Baltimore	S	4	0	4	0-0	0-0	0	0	0							
Dec 22	vs. Pittsburgh*	S	2	2	4	0-0	0-0	0	0	0							
Dec 29	at Buffalo*	DID NOT PLAY															
Season Totals			7/6	19	6	25	0-0	0-0	4	1	0						
2020 N.Y. JETS (2-14)		TACKLES															
Date	Opponent	P/S	UT	A	TT	S-Yds.	I-Yds.	PD	FF	FR							
Weeks 1-10													INJURED RESERVE				
Sep 13	at Buffalo	S	7	1	8	0-0	0-0	0	1	0							
Sep 20	vs. San Francisco	S	2	0	2	0-0	0-0	0	0	0							
Sep 27	at Indianapolis	S	7	0	7	0-0	0-0	0	0	0							
Oct 1	vs. Denver	S	0	2	2	0-0	0-0	0	0	0							
Oct 11	vs. Arizona	INACTIVE															
Oct 18	at Miami	P	0	1	1	0-0	0-0	0	0	0							
Oct 25	vs. Buffalo	S	3	2	5	0-0	0-0	2	0	0							
Nov 1	at Kansas City	S	6	0	6	0-0	0-0	0	0	0							
Nov 9	vs. New England	S	9	3	12	0-0	0-0	1	0	0							
Weeks 11-13													INACTIVE				
Dec 13	at Seattle	S	7	0	7	0-0	0-0	0	0	0							
Dec 20	at L.A. Rams*	S	5	1	6	0-0	0-0	0	0	0							
Dec 27	vs. Cleveland*	S	4	3	7	0-0	0-0	1	0	0							
Jan 3	at New England	INACTIVE															
Season Totals			11/10	50	13	63	0-0	0-0	4	1	0						
2021 SEATTLE (7-10)		TACKLES															
Date	Opponent	P/S	UT	A	TT	S-Yds.	I-Yds.	PD	FF	FR							
Weeks 1-10													INACTIVE				
Sep 12	at Indianapolis*	INACTIVE															
Sep 19	vs. Tennessee	P	0	0	0	0-0	0-0	0	0	0							
Sep 26	at Minnesota	P	0	0	0	0-0	0-0	0	0	0							
Oct 3	at San Francisco*	P	0	0	0	0-0	0-0	0	0	0							
Oct 7	vs. L.A. Rams	P	0	0	0	0-0	0-0	0	0	0							
Oct 17	at Pittsburgh	P	0	0	0	0-0	0-0	0	0	0							
Oct 25	vs. New Orleans	P	0	0	0	0-0	0-0	0	0	0							
Weeks 8-10													INACTIVE				
Nov 21	vs. Arizona	P	0	2	2	0-0	0-0	0	0	0							
Nov 29	at Washington	P	0	0	0	0-0	0-0	0	0	0							
Dec 5	vs. San Francisco*	P	1	0	1	0-0	0-0	0	0	0							
Dec 12	at Houston*	P	5	0	5	0-0	0-0	0	0	0							
Dec 21	at L.A. Rams	S	2	0	2	0-0	0-0	0	0	0							
Weeks 16-18													DID NOT PLAY				
Season Totals			11/1	8	2	10	0-0	0-0	0	0	0						



QUINN BAILEY

75

TACKLE



6-6 • 323 • 4TH YR. • ARIZONA STATE
BORN: Oct. 18, 1995, in Gilbert, Ariz.
HIGH SCHOOL: Higley High School, Gilbert, Ariz.
ACQUIRED: College Free Agent, 2019
NFL YEAR: 4th • **YEAR WITH BRONCOS:** 4th
NFL GAMES PLAYED/STARTED: 6/0

BAILEY AT A GLANCE:

- A fourth-year offensive lineman who has appeared in six career regular-season games for the Broncos from 2019-2021.
- Appeared in four games for Denver in 2021, playing a combined 55 snaps on offense and special teams.
- Spent the 2020 campaign primarily on the Broncos' practice squad, appearing in one regular-season contest.
- Competed on the Broncos' practice squad for the first 16 weeks of the season in 2019 before being promoted to the active roster and playing in the regular-season finale.
- Appeared in 43 games (34 starts) for Arizona State University, earning All-Pacific-12 Conference honorable mention honors as a redshirt senior.
- Entered the NFL with Denver as a college free agent on April 30, 2019.

CAREER TRANSACTIONS: Signed by Denver as a college free agent 4/30/19; Waived by Denver 8/31/19; Signed by Denver (practice squad) 9/1/19; Signed by Denver (active roster) 12/24/19; Waived by Denver 9/5/20; Signed by Denver (practice squad) 9/6/20; Signed by Denver (active roster) 1/4/21; Signed by Denver (practice squad) 9/1/21; Signed by Denver (active roster) 1/7/22.



2021: Bailey appeared in four games, playing a combined 55 snaps on offense and special teams... Made his season debut in Week 10 vs. Phi. (11/14)... Also saw action vs. LAC (11/28), at LAC (1/2) and vs. K.C. (1/8).

2020: Bailey spent the 2020 campaign primarily on the Broncos' practice squad, playing in one regular-season contest... Elevated to the active roster on Nov. 14 and saw action vs. L.V. (11/15).

2019: Bailey, who entered the NFL as a college free agent with Denver on April 30, appeared in one game with the Broncos... Spent time on Denver's practice squad before being signed to the active roster on Dec. 24... Made his NFL debut vs. Oak. (12/29).

COLLEGE: Bailey appeared in 43 games (34 starts) during his five seasons at Arizona State University... Earned All-Pacific-12 Conference honorable mention honors as a redshirt senior after opening all 13 games at right tackle and being credited with just one sack allowed... Opened 21-of-25 games played at right tackle between 2016-17 after playing five games as a reserve guard during his redshirt freshman season.

PERSONAL: Bailey attended Higley High School in Gilbert, Ariz., where he earned first-team Arizona All-State Division III honors from the *Arizona Republic* as a senior... Quinn Bailey was born on Oct. 18, 1995.

BAILEY'S REGULAR SEASON RECORD

Year	Club	G	S
2019	Denver	1	0
2020	Denver	1	0
2021	Denver	4	0
CAREER TOTALS		6	0

Did You Know?

The Broncos own the NFL's second-best record during the month of September over the last 26 years with a 62-32 (.660) mark in those games since 1995.

**ESSANG BASSEY****34****CORNERBACK****5-10 • 190 • 3RD YR. • WAKE FOREST****BORN:** Aug. 12, 1998, in Columbus, Ga.**HIGH SCHOOL:** Columbus (Ga.) High School**ACQUIRED:** College Free Agent, 2020**NFL YEAR:** 3rd • **YEAR WITH BRONCOS:** 3rd**NFL GAMES PLAYED/STARTED:** 14/3**BASSEY AT A GLANCE:**

- A third-year cornerback from Wake Forest University who became Denver's 24th college free agent since 1997 to make the 2020 Week 1 active roster out of training camp.
- Played 14 career regular-season games (3 starts) with the Broncos (2020-21) and L.A. Chargers (2021), recording 23 tackles (21 solo), one interception (26 yds.), two passes defended and one fumble recovery.
- Saw action in 12 games (3 starts) in his initial season, collecting 22 tackles (20 solo), one interception (26 yds.), two passes defended, one fumble recovery and one special-teams stop before sustaining a season-ending knee injury in Week 13 at Kansas City.
- Appeared in 52 games during his collegiate career for the Demon Deacons, totaling 228 career tackles (162 solo), five interceptions (31 yds., 1 TD), one sack (8 yds.), 50 passes defended, one forced fumble and three fumble recoveries.
- Elected team captain and received first-team all-state Class 5-A honors by the *Columbus Ledger-Enquirer*, *Atlanta Journal-Constitution* and Georgia Sports Writers Association at Columbus (Ga.) High School.
- Entered the NFL with Denver as a college free agent on April 26, 2020.

CAREER TRANSACTIONS: Signed by Denver as a college free agent 4/26/20; Waived by Denver 12/18/21; Acquired by LAC via waivers (Den.) 12/20/21; Waived by LAC 1/8/22; Acquired by Denver via waivers (LAC) 2/15/22.



2021: Bassey spent the first nine weeks of the NFL season on the reserve/physically unable to perform while recovering from a season-ending knee injury suffered in 2020... Activated from the reserve/PUP list on Nov. 13... Appeared in his first game action vs. LAC (11/28)... Acquired by the Chargers via waivers (12/20)... Made his Chargers debut, recording one solo tackle, at Hou. (12/26).

2020: Bassey, who entered the NFL with Denver as a college free agent, appeared in 12 games (3 starts) with the Broncos, finishing with 22 tackles (20 solo), one interception (26 yds.), two passes defended, one fumble recovery and one special-teams stop before sustaining a season-ending knee injury (ACL) in Week 13 at Kansas City... Recorded a career-high five tackles (all solo) in his NFL debut vs. Ten. (9/14)... Made his first career start at NYJ (10/1) and recorded three solo tackles... Posted first career special-teams tackle at N.E. (10/18)... Garnered first career fumble recovery vs. K.C. (10/25)... Notched four solo tackles and registered his first career pass defended at Atl. (11/8)... Collected first career interception (26 yds.) and added a pass defended vs. N.O. (11/29).

COLLEGE: Bassey appeared in 52 games with Wake Forest, finishing his career with 228 career tackles (162 solo), five interceptions (31 yds., 1 TD), one sack (8 yds.), 50 passes defended, one forced fumble and three fumble recoveries... Elected as a team captain for the 2019 season... Finished his senior season with 60 tackles (41 solo), one interception (1 yd.), 11 passes defended and one fumble recovery... Earned second-team All-Atlantic Coast Conference honors in 2018 after recording 74 tackles (53 solo), one sack (8 yds.), one interception, 16 passes defended and one fumble recovery (51 yds.)... Started all 13 games played as a sophomore, totaling 75 tackles (52 solo), three interceptions (30 yds., 1 TD) and 19 passes defended... Earn honorable mention All-ACC recognition after ranking second in the conference in passes defended (19) in 2017... Named ACC Defensive Back of the Week at Boston College (9/9/17)... Saw action at corner and on special teams in all 13 games played as a true freshman.

PERSONAL: Bassey prepped at Columbus (Ga.) High School, where he was elected team captain and received First Team all-state Class 5-A honors by the *Columbus Ledger-Enquirer*, *Atlanta Journal-Constitution* and Georgia Sports Writers Association... Totaled 50 tackles, one interception and three fumble recoveries on defense as a senior, while also rushing for 536 yards with two touchdowns and recording 21 receptions for 577 yards with four touchdowns... Essang Bassey (pronounced: EE-sang BASS-ee) was born on Aug. 12, 1998 in Columbus, Ga.

BASSEY'S REGULAR SEASON RECORD

Year	Club	G	S	UT	A	TT	S-Yds.	I-Yds.	PD	FF	FR	TD-Int.	TD-FR	S	Pts.
2020	Denver	12	3	20	2	22	0-0	1-26	2	0	1	0-0	0-0	0	0
2021	Den./LAC	2	0	1	0	0	0-0	0-0	0	0	0	0-0	0-0	0	0
CAREER TOTALS		14	3	21	2	23	0-0	1-26	2	0	1	0-0	0-0	0	0

ADDITIONAL STATISTICS: Special-teams tackles — 2020 (1), TOTAL (1).

BASSEY'S SINGLE GAME HIGHS

(Postseason in parentheses)

Tackles — 5, vs. Tennessee, 9/14/20 (none). **Interceptions** — 1, vs. New Orleans, 11/29/20 (none). **Interception return yards** — 26, vs. New Orleans, 11/29/20 (none). **Passes Defensed** — 1, twice, last vs. New Orleans, 11/29/20 (none). **Fumble Recoveries** — 1, vs. Kansas City, 10/25/20 (none). **Special-teams tackles** — 1, at New England, 10/18/20 (none).

ESSANG BASSEY'S CAREER GAME-BY-GAME

(Victories asterisked)

2020 DENVER (5-11)		TACKLES										
Date	Opponent	P/S	UT	A	TT	S-Yds.	I-Yds.	PD	FF	FR		
Sept 14	vs. Tennessee	P	5	0	5	0-0	0-0	0	0	0		
Sept 20	at Pittsburgh	P	1	0	1	0-0	0-0	0	0	0		
Sept 27	vs. Tampa Bay	P	0	0	0	0-0	0-0	0	0	0		
Oct 1	at N.Y. Jets*	S	3	0	3	0-0	0-0	0	0	0		
Oct 18	at New England*	P	0	0	0	0-0	0-0	0	0	0		
Oct 25	vs. Kansas City	P	0	0	0	0-0	0-0	0	0	1		
Nov 1	vs. L.A. Chargers*	P	2	0	2	0-0	0-0	0	0	0		
Nov 8	at Atlanta	P	4	0	4	0-0	0-0	1	0	0		
Nov 15	at Las Vegas	S	2	0	2	0-0	0-0	0	0	0		
Nov 22	vs. Miami*	P	2	1	3	0-0	0-0	0	0	0		
Nov 29	vs. New Orleans	P	1	1	2	0-0	1-26	1	0	0		
Dec 6	at Kansas City	S	0	0	0	0-0	0-0	0	0	0		
PLACED ON INJURED RESERVE ON DEC. 9												
Season Totals			12/3	20	2	22	0-0	1-26	2	0	1	

2021 DEN. (7-10) / LAC (9-8)		TACKLES										
Date	Opponent	P/S	UT	A	TT	S-Yds.	I-Yds.	PD	FF	FR		
RESERVE/PHYSICALLY UNABLE TO PERFORM												
Games 1-9												
Nov 14	vs. Philadelphia											
Nov 28	vs. L.A. Chargers*	P	0	0	0	0-0	0-0	0	0	0		
Games 12-13												
INACTIVE												
ACQUIRED BY LAC VIA WAIVERS (DEN.) ON DEC. 20												
Dec 26	at Houston	P	1	0	1	0-0	0-0	0	0	0		
Season Totals			2/0	1	0	1	0-0	0-0	0	0	0	



ANDREW BECK

83

FULLBACK / TIGHT END

6-3 • 255 • 4TH YR. • TEXAS

BORN: May 15, 1996, in Tampa, Fla.

HIGH SCHOOL: H.B. Plant High School, Tampa, Fla.

ACQUIRED: Waivers (New England), 2019

NFL YEAR: 4th • **YEAR WITH BRONCOS:** 4th

NFL GAMES PLAYED/STARTED: 38/6



BECK AT A GLANCE:

- A fourth-year fullback/tight end from the University of Texas who has appeared in 38 games (6 starts - 2 at TE; 4 at FB) with Denver (2019-21) after spending the entire 2019 preseason with New England.
- Contributed nine catches for 90 yards (10.0 avg.) with one touchdown and one rush for three yards in his first three seasons with the Broncos.
- Played 51 games (30 starts) at UT, catching 40 passes for 440 yards (11.0 avg.) with four scores.
- Claimed by the Broncos off waivers from New England on Sep. 1, 2019.
- Entered the NFL with New England as a college free agent on May 2, 2019.

CAREER TRANSACTIONS: Signed by New England 5/2/19; Waived by New England 8/31/19; Claimed off waivers by Denver 9/1/19.



2021: Beck appeared in 12 games, logging 244 combined snaps on offense and special teams... Missed the final three games of the season after being placed on injured reserve (elbow) on Dec. 21.

2020: Beck appeared in 10 games with the Broncos in 2020 as a fullback and reserve tight end... Missed Games 7-11 after being placed on injured reserve with a hamstring injury on Oct. 31.

2019: Beck, who entered the NFL with New England as a college free agent, appeared in 16 games (6 starts - 2 at TE; 4 at FB) with Denver as a rookie... Contributed nine catches for 90 yards (10.0 avg.) with one touchdown and one rush for three yards in addition to one special-teams tackle... Was claimed off waivers (N.E.) by Denver on Sep. 1... Made his NFL debut at Oak. (9/9) and first career start at tight end at G.B. (9/22)... Collected a 10-yard reception at LAC (10/6)... Totaled 18 yards on one reception at Buf. (11/24)... Recorded one reception for 29 yards at Hou. (12/8)... Posted 13 yards on two receptions (6.5 avg.) at K.C. (12/15)... Scored his first career touchdown on a one-yard pass and added another catch for seven yards vs. Oak. (12/29).

COLLEGE: Beck started 30-of-51 games played at the University of Texas, catching 40 passes for 440 yards (11.0 avg.) with four touchdowns... Opened all 14 games played his redshirt senior season, totaling 28 catches for 281 yards (10.0 avg.) with one touchdown... Named first-team All-Big 12 Conference following the season... Redshirted his senior season with an injury... Appeared in all 12 games (3 starts) as a junior, tallying four catches for 82 yards (20.5 avg.)... Saw action in all 13 games (10 starts) his sophomore season, collecting 77 yards on eight receptions (9.6 avg.).

PERSONAL: Beck attended H.B. Plant High School in Tampa, Fla. where he was a four-year letterman and two-year starter at linebacker... Was selected first-team 8A All-State by the *Associated Press* in 2013... Was a member of the Plant team that won the 2011 8A State Championship... Andrew Beck was born on May 15, 1996 in Tampa, Fla.

BECK'S REGULAR SEASON RECORD

Year	Club	RECEIVING							SCORING					
		G	S	No.	Yds.	Avg.	LG	TD	TD	TDr	TDP	TDrt	2pt	Pts.
2019	Denver	16	6	9	90	10.0	29	1	1	0	1	0	0	6
2020	Denver	10	0	0	0	—	—	0	0	0	0	0	0	0
2021	Denver	12	0	0	0	—	—	0	0	0	0	0	0	0
CAREER TOTALS		38	6	9	90	10.0	29	1	1	0	1	0	0	6

ADDITIONAL STATISTICS: Rushing — 2019 (1 for 3 yards, 3.0 avg., 3 LG, 0 TD), TOTAL (1 for 3 yards, 3.0 avg., 3 LG, 0 TD). Passing — 2019 (1 for 6 yards, 6.0 avg. 0 TD), TOTAL (1 for 6 yards, 6.0 avg. 0 TD). Special-teams tackles — 2019 (1), 2021 (1), TOTAL (2). Miscellaneous tackles — 2019 (1), TOTAL (1).


ANDREW BECK'S CAREER GAME-BY-GAME

(Victories asterisked)

2019 DENVER (7-9)		RUSHING						RECEIVING					SCORING	
Date	Opponent	P/S	No.	Yds.	Avg.	LG	TD	No.	Yds.	Avg.	LG	TD	2pt.	Pts.
Sep 9	at Oakland	P	0	0	—	—	0	0	0	—	—	0	0	0
Sep 15	vs. Chicago	P	0	0	—	—	0	0	0	—	—	0	0	0
Sep 22	at Green Bay	S	0	0	—	—	0	0	0	—	—	0	0	0
Sep 29	vs. Jacksonville	P	0	0	—	—	0	0	0	—	—	0	0	0
Oct 6	at L.A. Chargers*	S	0	0	—	—	0	1	10	10.0	10	0	0	0
Oct 13	vs. Tennessee*	P	0	0	—	—	0	0	0	—	—	0	0	0
Oct 17	vs. Kansas City	S	0	0	—	—	0	0	0	—	—	0	0	0
Oct 27	at Indianapolis	P	0	0	—	—	0	0	0	—	—	0	0	0
Nov 3	vs. Cleveland*	P	0	0	—	—	0	0	0	—	—	0	0	0
Nov 17	at Minnesota	P	0	0	—	—	0	0	0	—	—	0	0	0
Nov 24	at Buffalo	P	0	0	—	—	0	1	18	18.0	18	0	0	0
Dec 1	vs. L.A. Chargers*	P	0	0	—	—	0	1	11	11.0	11	0	0	0
Dec 8	at Houston*	P	0	0	—	—	0	1	29	29.0	29	0	0	0
Dec 15	at Kansas City	S	0	0	—	—	0	2	13	6.5	10	0	0	0
Dec 22	vs. Detroit*	S	1	3	3.0	3	0	1	1	1.0	1	0	0	0
Dec 29	vs. Oakland*	S	0	0	—	—	0	2	8	4.0	7	1	0	6
Season Totals		16/6	1	3	3.0	3	0	9	90	10.0	29	1	0	6

2020 DENVER (5-11)		RUSHING						RECEIVING					SCORING	
Date	Opponent	P/S	No.	Yds.	Avg.	LG	TD	No.	Yds.	Avg.	LG	TD	2pt.	Pts.
Sep 14	vs. Tennessee	P	0	0	—	—	0	0	0	—	—	0	0	0
Sep 20	at Pittsburgh	P	0	0	—	—	0	0	0	—	—	0	0	0
Sep 27	vs. Tampa Bay	P	0	0	—	—	0	0	0	—	—	0	0	0
Oct 1	at N.Y. Jets*	P	0	0	—	—	0	0	0	—	—	0	0	0
Oct 18	at New England*	P	0	0	—	—	0	0	0	—	—	0	0	0
Oct 25	vs. Kansas City	INACTIVE												
Games 7-11		INJURED RESERVE												
Dec 6	at Kansas City	P	0	0	—	—	0	0	0	—	—	0	0	0
Dec 13	at Carolina*	P	0	0	—	—	0	0	0	—	—	0	0	0
Dec 19	vs. Buffalo	P	0	0	—	—	0	0	0	—	—	0	0	0
Dec 27	at L.A. Chargers	P	0	0	—	—	0	0	0	—	—	0	0	0
Jan 3	vs. Las Vegas	P	0	0	—	—	0	0	0	—	—	0	0	0
Season Totals		10/0	0	0	—	—	0	0	0	—	—	0	0	0

2021 DENVER (7-10)		RUSHING					RECEIVING					SCORING		
Date	Opponent	P/S	No.	Yds.	Avg.	LG	TD	No.	Yds.	Avg.	LG	TD	2pt.	Pts.
Games 1-2		INACTIVE												
Sept 26	vs. N.Y. Jets*	P	0	0	—	—	0	0	—	—	0	0	0	0
Oct 3	vs. Baltimore	P	0	0	—	—	0	0	—	—	0	0	0	0
Oct 10	at Pittsburgh	P	0	0	—	—	0	0	—	—	0	0	0	0
Oct 17	vs. Las Vegas	P	0	0	—	—	0	0	—	—	0	0	0	0
Oct 21	at Cleveland	P	0	0	—	—	0	0	—	—	0	0	0	0
Oct 31	vs. Washington*	P	0	0	—	—	0	0	—	—	0	0	0	0
Nov 7	at Dallas*	P	0	0	—	—	0	0	—	—	0	0	0	0
Nov 14	vs. Philadelphia	P	0	0	—	—	0	0	—	—	0	0	0	0
Nov 28	vs. L.A. Chargers*	P	0	0	—	—	0	0	—	—	0	0	0	0
Dec 5	at Kansas City	P	0	0	—	—	0	0	—	—	0	0	0	0
Dec 12	vs. Detroit*	P	0	0	—	—	0	0	—	—	0	0	0	0
Dec 19	vs. Cincinnati	P	0	0	—	—	0	0	—	—	0	0	0	0
Games 15-17		INJURED RESERVE												
Season Totals			12/0	0	0	—	—	0	0	—	—	0	0	0



JACOB BOBENMOYER

46

LONG SNAPPER

6-2 • 235 • 3RD YR. • NORTHERN COLORADO


BORN: May 28, 1997, in Cheyenne, Wyo.

HIGH SCHOOL: Cheyenne (Wyo.) East High School

ACQUIRED: Free Agent, 2020

NFL YEAR: 3rd • **YEAR WITH BRONCOS:** 3rd

NFL GAMES PLAYED/STARTED: 33/0



BOBENMOYER AT A GLANCE:

- A third-year long snapper who has appeared in all 33 games with the Broncos (2020-21), totaling one fumble recovery and seven special-teams tackles during his career.
- Appeared in all 17 games for Denver in 2021, logging 133 special-teams snaps and four special-teams tackles.
- Collected one fumble recovery and three special-teams tackles while appearing in all 16 games during his rookie season in 2020.
- Played collegiately as a long snapper and edge rusher/linebacker at the University of Northern Colorado, where he saw action on kick and punt coverage and return teams in addition to handling long snapping duties.
- Participated in the Broncos' rookie mini camp and veteran mini camp in 2019 on a tryout basis.
- Joined the Broncos as a free agent on March 11, 2020.

CAREER TRANSACTIONS: Signed by Denver as a free agent 3/11/20.



2021: Bobenmoyer appeared in all 17 games, logging 133 special-teams snaps and four special-teams snaps... Collected one special-teams tackle vs. Bal. (10/3)... Nabbed the fifth special-teams stop of his career (second of season) vs. Was. (10/31)... Tallied one special-teams tackle in his second consecutive game at Dal. (11/7)... Totaled his seventh career special-teams stop vs. K.C. (1/8).

2020: Bobenmoyer, who entered the NFL as a free agent with Denver, appeared in all 16 games with the Broncos in 2020, seeing action exclusively on special teams... Posted one fumble recovery and three special-teams stops in his rookie campaign... Made his NFL and Broncos debut in the season opener vs. Ten. (9/14).

COLLEGE: Bobenmoyer played in 31 games in three seasons at Northern Colorado... Was credited with 24 tackles (10 solo) and blocked one punt during his career with the Bears... Was voted a Phil Steele fourth-team All-America long snapper in 2018.

PERSONAL: Bobenmoyer attended Cheyenne (Wyo.) East High School where he was an all-state linebacker, all conference tight end and track athlete (shotput and discus; 4x100 relay team)... Jacob Bobenmoyer (pronounced: BOB-en-meyer) was born on May 28, 1997.

BOBENMOYER'S REGULAR SEASON RECORD

Year	Club	G	S
2020	Denver	16	0
2021	Denver	17	0
CAREER TOTALS		33	0

ADDITIONAL STATISTICS: Special-teams tackles — 2020 (3), 2021 (4), TOTAL (7). Fumble recoveries — 2020 (1), TOTAL (1).



GARETT BOLLES

72

TACKLE



6-5 • 300 • 6TH YR. • UTAH
BORN: May 27, 1992, in Walnut Creek, Calif.
HIGH SCHOOL: Westlake (Utah) High School
ACQUIRED: Draft #1 (20th overall), 2017
NFL YEAR: 6th • **YEAR WITH BRONCOS:** 6th
NFL GAMES PLAYED/STARTED: 77/77

BOLLES AT A GLANCE:

- A sixth-year left tackle who has started all 77 games played with Denver (2017-21).
- Garnered first career All-Pro selection and was named to the *Associated Press*' All-Pro second team in 2020.
- Earned PFWA All-Rookie honors in 2017 after becoming the fifth rookie to start every game at left tackle in Broncos history since starting lineups were tracked beginning in 1968.
- Started all 13 games played at left tackle in his only season at the University of Utah in 2016 after beginning his collegiate career at Snow College.
- Named first-team All-Pacific-12 Conference after playing 891 snaps for the Utes during his junior season in 2016.
- Selected by the Broncos in the first round (20th overall) of the 2017 NFL Draft.

72's TROPHY CASE

All-Pro (Second Team) 2020

CAREER TRANSACTIONS: Signed by Denver as a draft choice 5/11/17.



2021: Bolles logged the second-most offensive snaps among the team's offensive line, playing 870 snaps while starting in all 14 games he appeared in... Missed Weeks 9-10 and Week 12 due to injury.

2020: Bolles started all 15 games he appeared in, missing only Week 14 at Car. (12/13) due to an illness... Garnered his first career All-Pro selection and was named to the *Associated Press*' All-Pro second team in 2020... Participated in 94.3 percent (1,015-of-1,076) of the offensive snaps.

2019: Bolles started at left tackle in all 16 contests played for the third consecutive season... Participated in all of Denver's offensive snaps (1,025).

2018: Bolles opened all 16 games at left tackle for the second consecutive season... Was the only Broncos offensive lineman to start every game... Helped Denver's offense achieve the second-highest rushing average (4.85) in team history.

2017: Bolles opened all 16 games at left tackle to represent just the fifth time in team history a rookie left tackle started every game since starting lineups were tracked beginning in 1968... Earned all-rookie honors from the PFWA... Was the sixth rookie to open the season at left tackle for the Broncos in Week 1 (vs. LAC).

COLLEGE: Bolles earned All-Pacific-12 Conference first team honors in his only season with the University of Utah after opening all 13 games played (891 total snaps) at left tackle... Began his collegiate career at Snow College in Ephraim, Utah... Contributed to the Utes averaging close to 30 points per game and helped Utah's rushing offense rank third in the Pac-12 with 214.0 rushing yards per game... Earned NJCAA first-team All-American honors following his sophomore season at Snow College... Named the 2015 Western State Football League Offensive Player of the Year in addition to picking up All-WSFL first team honors... Helped Snow College finish No. 2 in the NJCAA rankings after winning the WSFL championship and Salt City Bowl.

PERSONAL: Bolles played on the offensive and defensive lines at Westlake (Utah) High School... Also competed in lacrosse... Lists Greg and Emily Freeman as guardians after moving in with the Freeman family during high school... Garrett Bolles (pronounced: BOWLS) was born on May 27, 1992, in Walnut Creek, Calif.

BOLLES AN IMMEDIATE STARTER AS A ROOKIE IN 2017

BRONCOS LEFT TACKLES TO START EVERY GAME AS A ROOKIE (SINCE 1968)

Year	Player
1974	Claudie Minor
1979	Dave Studdard
1992	Russell Freeman
2008	Ryan Clady
2017	Garrett Bolles

BOLLES' REGULAR SEASON RECORD

Year	Club	G	S
2017	Denver	16	16
2018	Denver	16	16
2019	Denver	16	16
2020	Denver	15	15
2021	Denver	14	14
CAREER TOTALS		77	77

ADDITIONAL STATISTICS: Miscellaneous tackles — 2017 (3), 2018 (1), 2019 (2), 2020 (3), TOTAL (9).



MIKE BOONE

26

RUNNING BACK

5-10 • 206 • 5TH YR. • CINCINNATI

BORN: July 30, 1995, in Macclenny, Fla.

HIGH SCHOOL: Baker County High School, Glen St. Mary, Fla

ACQUIRED: Free Agent, 2021

NFL YEAR: 5th • **YEAR WITH BRONCOS:** 2nd

NFL GAMES PLAYED/STARTED: 48/2 • **POSTSEASON GP/GS:** 2/0



BOONE AT A GLANCE:

- A fifth-year running back who has played in 48 regular-season games (2 starts) and two post-season contests during his first four NFL seasons with Minnesota (2018-20) and Denver (2021).
- Rushed for 414 yards on 75 carries (5.5 avg.) with four touchdowns and caught nine passes for 50 yards (5.6 avg.) during his career.
- Collected four rushes for 35 yards (8.8 avg.) and two catches for 22 yards (11.0 avg.) in eight games played for the Broncos in 2021.
- Saw action in 530 special-teams snaps from (2019-2021).
- Totaled 11 rushes for 59 yards (5.4 avg.) with one score and five special-teams tackles in 16 games played with the Vikings in 2020.
- Saw action in all 16 games (2 starts) with Minnesota in 2019, setting career highs in rushes (49), yards (273), yards per rush (5.6) and rushing touchdowns (3).
- Appeared in eight games in his initial season with the Vikings in 2018, rushing 11 times for 47 yards (4.3 avg.).
- Played in 39 games during his four seasons at the University of Cincinnati, rushing 420 times for 2,250 yards (5.4 avg.) with 24 touchdowns in addition to catching 65 passes for 596 yards (9.2 avg.) with one score.
- Signed by the Broncos as a free agent on March 18, 2021.
- Entered the NFL as a college free-agent signee with the Vikings on April 30, 2018.

CAREER TRANSACTIONS: Signed by Minnesota as a college free agent 4/30/18; Signed by Denver 3/18/21.



2021: Boone appeared in eight games for the Broncos, recording four rushes for 35 yards (8.8 avg.) and two catches for 22 yards (11.0 avg.)... Missed Weeks 1-5 after being placed on injured reserve (quadriceps) on Sept. 1... Made his season and Broncos debut in Week 6, recording one reception for three yards vs. L.V. (10/17)... Collected one special-teams tackle (ninth of career) at Dal. (11/7)... Rushed for 35 yards on four carries (8.8 avg.) and added one catch for a career-high 19-yards at K.C. (12/5).

2020: Boone saw action in all 16 games with the Vikings, recording 11 rushes for 59 yards (5.4 avg.) with one touchdown, two catches for 10 yards (5.0 avg.) and five special-teams tackles... Played 231 special-teams snaps, contributing on several different units... Forced a fumble on special teams at Hou. (10/4) in Week 4, earning him NFC Special Teams Player of the Week honors... Tallied a rushing touchdown (fourth of his career) on a 4-yard carry at N.O. (12/25)... Set season highs in rushes (5) and yards (29) in the season finale at Det. (1/3)... Collected one special-teams tackle on five occasions (9/13 vs. G.B.; 9/20 at Ind.; 10/4 at Hou.; 10/11 at Sea.; 11/8 vs. Det.).

2019: Boone set career highs in rushes (49), yards (273), yards per rush (5.6) and rushing touchdowns (3) in 16 regular-season games played (2 starts) with Minnesota... Saw action in Minnesota's two postseason contests... Saw action in 222 special-teams snaps, contributing on several different units... Registered his first career score and multi-touchdown game, and notched 56 yards on 13 carries (4.3 avg.) at L.A. Chargers

(12/15)... Had 11 rushes for 28 yards (2.5 avg.) vs. G.B. (12/23)... Posted his first career 100-yard rushing performance, nabbed his third career touchdown and set career highs in rushes (17), rushing yards (148) and longest rush (59) in the season finale vs. Chi. (12/29)... Added one special-teams tackle on three occasions (10/13 vs. Phi.; 11/3 at K.C.; 11/10 at Dal.)... Played in the Viking's Wild Card Game overtime win at N.O. (1/5) and in the divisional round contest at S.F. (1/11).

2018: Boone, who was signed by Minnesota as a college free agent on April 30, appeared in eight games in his initial season with the Vikings and rushed 11 times for 47 yards (4.3 avg.)... Recorded two rushes for 11 yards (5.5 avg.) in his first NFL action vs. Buf. (9/23)... Tallied a season-long rush of 20 yards vs. Ari. (10/14)... Had three rushes for 11 yards (3.7 avg.) vs. N.O. (10/28).

COLLEGE: Boone played collegiately at the University of Cincinnati from 2014-17, where he played 39 games and totaled 420 rushes for 2,250 yards (5.4 avg.) with 24 touchdowns and 65 receptions for 596 yards (9.2 avg.) with one score... Played in 10 games (9 starts) as a senior in 2017, posting 463 yards on 110 carries (4.2 avg.) with four touchdowns to go with 24 receptions for 177 yards (7.4 avg.) with one score... Saw action in nine games during his junior season in 2016 before sustaining a foot injury... Tallied 105 rushes for 388 yards (3.7 avg.) with two rushing scores, 20 catches for 249 yards (12.5 avg.) and 21 kick returns for 506 yards (24.1 avg.)... Posted his best statistical season in his sophomore campaign in 2015, recording 749 yards on 104 carries (7.2 avg.) with a career-high-tying nine touchdowns while adding 108 receiving yards on 15 catches (7.2 avg.)... Originally scheduled to redshirt in 2014, Boone led the team in rushing yards (650) and touchdowns (9) in nine games... Averaged 6.4 yards per attempt and had scoring streak of seven consecutive games.

PERSONAL: Boone graduated from Baker County High School in Glen St. Mary, Fla., where he led his team to 7-3 record as a senior and tallied 57 receptions for 1,068 yards with 18 scores... Set a school record with 211 receiving yards in a single game... Mike Boone was born on June 30, 1995 in Macclenny, Fla.

BOONE'S REGULAR SEASON RECORD

Year	Club	G	S	RUSHING					RECEIVING					SCORING						
				No.	Yds.	Avg.	LG	TD	No.	Yds.	Avg.	LG	TD	TD	TDr	Tdp	TDr	2pt	Pts.	
2018	Minnesota	8	0	11	47	4.3	20	0	2	1	0.5	1	0	0	0	0	0	0	0	0
2019	Minnesota	16	2	49	273	5.6	59	3	3	17	5.7	7	0	3	3	0	0	0	0	18
2020	Minnesota	16	0	11	59	5.4	19	1	2	10	5.0	6	0	1	1	0	0	0	0	6
2021	Denver	8	0	4	35	8.8	16	0	2	22	11.0	19	0	0	0	0	0	0	0	0
Career Totals		48	2	75	414	5.5	59	4	9	50	5.6	19	0	4	4	0	0	0	0	24

ADDITIONAL STATISTICS: Special-teams tackles — 2019 (3), 2020 (5), 2021 (1), TOTAL (9). Miscellaneous tackles — 2019 (1), TOTAL (1).

BOONE'S POSTSEASON RECORD

Year	Club	G	S	RUSHING					RECEIVING					SCORING							
				No.	Yds.	Avg.	LG	TD	No.	Yds.	Avg.	LG	TD	TD	TDr	Tdp	TDr	2pt	Pts.		
2019	Minnesota	2	0	0	0	—	—	0	0	0	—	—	0	0	0	0	0	0	0	0	0
Career Totals		2	0	0	0	—	—	0	0	0	—	—	0	0	0	0	0	0	0	0	0

BOONE'S SINGLE GAME HIGHS

(Postseason in parentheses)

Rushes — 17, vs. Chicago, 12/29/19 (none). **Rushing yards** — 148, vs. Chicago, 12/29/19 (none). **Longest rush** — 59, vs. Chicago, 12/29/19 (none). **Rushing touchdowns** — 2, at L.A. Chargers, 12/15/19 (none). **Receptions** — 2, vs. Chicago, 12/29/19 (none). **Receiving yards** — 19, at Kansas City, 12/5/21 (none). **Longest reception** — 19, at Kansas City, 12/5/21 (none).

MIKE BOONE'S CAREER GAME-BY-GAME

(Victories asterisked)

2018 MINNESOTA (8-7-1)			RUSHING					RECEIVING					SCORING					
Date	Opponent	P/S	No.	Yds.	Avg.	LG	TD	No.	Yds.	Avg.	LG	TD	TD	TDr	Tdp	TDr	2pt	Pts.
Sept 9	vs. San Francisco																	
Sept 16	at Green Bay																	
Sept 23	vs. Buffalo	P	2	11	5.5	11	0	1	0	0.0	0	0	0	0	0	0	0	0
Sept 27	at L.A. Rams	P	0	0	—	—	0	1	1	1.0	1	0	0	0	0	0	0	0
Oct 7	at Philadelphia*	P	1	1	1.0	1	0	0	0	—	—	0	0	0	0	0	0	0
Oct 14	vs. Arizona*	P	1	20	20.0	20	0	0	0	—	—	0	0	0	0	0	0	0
Oct 21	at N.Y. Jets*	P	4	4	1.0	9	0	0	0	—	—	0	0	0	0	0	0	0
Oct 28	vs. New Orleans	P	3	11	3.7	7	0	0	0	—	—	0	0	0	0	0	0	0
Nov 4	vs. Detroit*	P	0	0	—	—	0	0	0	—	—	0	0	0	0	0	0	0
Games 10-15																		
Dec 30	vs. Chicago	P	0	0	—	—	0	0	0	—	—	0	0	0	0	0	0	0
Season Totals			8/0	11	47	4.3	20	0	2	1	0.5	1	0	0	0	0	0	0

2019 MINNESOTA (10-6)			RUSHING					RECEIVING					SCORING		
Date	Opponent	P/S	No.	Yds.	Avg.	LG	TD	No.	Yds.	Avg.	LG	TD	2pt.	Pts.	
Sept 8	vs. Atlanta*	P	0	0	—	—	0	0	0	—	—	0	0	0	
Sept 15	at Green Bay	P	0	0	—	—	0	0	0	—	—	0	0	0	
Sept 22	vs. Oakland*	P	3	28	—	—	0	0	0	—	—	0	0	0	
Sept 29	at Chicago	P	0	0	—	—	0	0	0	—	—	0	0	0	
Oct 6	at N.Y. Giants*	P	0	0	—	—	0	0	0	—	—	0	0	0	
Oct 13	vs. Philadelphia*	P	0	0	—	—	0	0	0	—	—	0	0	0	
Oct 20	at Detroit*	P	0	0	—	—	0	0	0	—	—	0	0	0	
Oct 24	vs. Washington*	P	0	0	—	—	0	0	0	—	—	0	0	0	
Nov 3	at Kansas City	P	0	0	—	—	0	0	0	—	—	0	0	0	
Nov 10	at Dallas*	P	0	0	—	—	0	0	0	—	—	0	0	0	
Nov 17	vs. Denver*	P	0	0	—	—	0	0	0	—	—	0	0	0	
Dec 2	at Seattle	P	0	0	—	—	0	0	0	—	—	0	0	0	
Dec 8	vs. Detroit*	P	5	13	2.6	4	0	0	0	—	—	0	0	0	
Dec 15	at L.A. Chargers*	P	13	56	4.3	10	2	0	0	—	—	0	0	12	
Dec 23	vs. Green Bay	S	11	28	2.5	7	0	1	5	5.0	5	0	0	0	
Dec 29	vs. Chicago	S	17	148	8.7	59	1	2	12	6.0	7	0	0	6	
Season Totals			16/2	49	273	5.6	59	3	3	17	5.7	7	0	0	18
Jan 5	at New Orleans*§	P	0	0	—	—	0	0	0	—	—	0	0	0	
Jan 11	at San Francisco*†	P	0	0	—	—	0	0	0	—	—	0	0	0	
Postseason Totals			2/0	0	0	—	—	0	0	0	—	—	0	0	0

§NFC Wild Card Game; †NFC Divisional Playoff Game

2020 MINNESOTA (7-9)			RUSHING					RECEIVING					SCORING		
Date	Opponent	P/S	No.	Yds.	Avg.	LG	TD	No.	Yds.	Avg.	LG	TD	2pt.	Pts.	
Sept 13	vs. Green Bay	P	0	0	—	—	0	0	0	—	—	0	0	0	
Sept 20	at Indianapolis	P	0	0	—	—	0	0	0	—	—	0	0	0	
Sept 27	vs. Tennessee	P	0	0	—	—	0	0	0	—	—	0	0	0	
Oct 4	at Houston*	P	0	0	—	—	0	0	0	—	—	0	0	0	
Oct 11	at Seattle	P	2	19	9.5	12	0	0	0	—	—	0	0	0	
Oct 18	vs. Atlanta	P	1	-1	-1.0	-1	0	1	6	6.0	6	0	0	0	
Nov 1	at Green Bay*	P	0	0	—	—	0	0	0	—	—	0	0	0	
Nov 8	vs. Detroit*	P	0	0	—	—	0	0	0	—	—	0	0	0	
Nov 16	at Chicago*	P	0	0	—	—	0	0	0	—	—	0	0	0	
Nov 22	vs. Dallas	P	0	0	—	—	0	0	0	—	—	0	0	0	
Nov 29	vs. Carolina*	P	0	0	—	—	0	0	0	—	—	0	0	0	
Dec 6	vs. Jacksonville*	P	0	0	—	—	0	0	0	—	—	0	0	0	
Dec 13	at Tampa Bay	P	2	8	4.0	5	0	1	4	4.0	4	0	0	0	
Dec 20	vs. Chicago	P	0	0	—	—	0	0	0	—	—	0	0	0	
Dec 25	at New Orleans	P	1	4	4.0	4t	1	0	0	—	—	0	0	6	
Jan 3	at Detroit*	P	5	29	5.8	19	0	0	0	—	—	0	0	0	
Season Totals			16/0	11	59	5.4	19	1	2	10	5.0	10	0	0	6

2021 DENVER (7-10)			RUSHING					RECEIVING					SCORING		
Date	Opponent	P/S	No.	Yds.	Avg.	LG	TD	No.	Yds.	Avg.	LG	TD	2pt.	Pts.	
Games 1-5			INJURED RESERVE												
Oct 17	vs. Las Vegas	P	0	0	—	—	0	1	3	3.0	3	0	0	0	
Oct 21	at Cleveland	INACTIVE													
Oct 31	vs. Washington*	P	0	0	—	—	0	0	0	—	—	0	0	0	
Nov 7	at Dallas*	P	0	0	—	—	0	0	0	—	—	0	0	0	
Nov 14	vs. Philadelphia	INACTIVE													
Nov 28	vs. L.A. Chargers*	P	0	0	—	—	0	0	0	—	—	0	0	0	
Dec 5	at Kansas City	P	4	35	8.8	16	0	1	19	19.0	19	0	0	0	
Games 13-14			RESERVE/COVID-19												
Dec 26	at Las Vegas	P	0	0	—	—	0	0	0	—	—	0	0	0	
Jan 1	at L.A. Chargers	P	0	0	—	—	0	0	0	—	—	0	0	0	
Jan 8	vs. Kansas City	P	0	0	—	—	0	0	0	—	—	0	0	0	
Season Totals			8/0	4	35	8.8	16	0	2	22	11.0	19	0	0	0

DID YOU KNOW?

Running back Terrell Davis, who was elected to the Pro Football Hall of Fame Class of 2017, rushed for at least 1,000 yards in each of his first four seasons, including the 1998 campaign in which he totaled the fourth-most rushing yards (2,008) in a season in NFL history to earn league MVP honors. That year, he also set a Broncos record with 21 rushing scores.



BEN BRADEN

64

GUARD



6-6 • 329 • 5TH YR. • MICHIGAN

BORN: March 9, 1994, in Rockford, Mich.

HIGH SCHOOL: Rockford (Mich.) High School

ACQUIRED: Free Agent, 2022

NFL YEAR: 5th • **YEAR WITH BRONCOS:** 1st

NFL GAMES PLAYED/STARTED: 16/0 • **POSTSEASON GP/GS:** 2/0

BRADEN AT A GLANCE:

- A fifth-year interior offensive lineman from the University of Michigan who has appeared in 16 career regular-season games and two postseason contests with N.Y. Jets (2018-19) and Green Bay (2020-21).
- Played a career-high nine games for the Packers in 2021, logging 75 combined snaps on offense and special teams.
- Logged 22 total snaps (4 offense; 18 special teams) in four games with Green Bay in 2020.
- Played three total games for the Jets from 2020-21.
- Started 36-of-38 games played over four seasons with the Wolverines (2013-16), earning second-team All-Big Ten honors as a senior in 2016.
- Signed by the Broncos as a free agent on March 14, 2022.
- Entered the NFL with the N.Y. Jets as a college free agent on May 7, 2017.

CAREER TRANSACTIONS: Signed by N.Y. Jets as a college free agent 5/7/17; Waived by N.Y. Jets 9/2/17; Signed by N.Y. Jets (practice squad) 9/3/17; Signed by N.Y. Jets (1/2/18); Waived by N.Y. Jets 9/12/18; Signed by N.Y. Jets 9/14/18; Re-signed by N.Y. Jets 3/29/19; Waived by N.Y. Jets 8/31/19; Signed by N.Y. Jets (practice squad) 9/1/19; Signed by Green Bay (practice squad) 9/12/19; Signed by N.Y. Jets (practice squad) 11/13/19; Waived by N.Y. Jets 8/30/20; Signed by New England 8/17/20; Waived by New England 9/5/20; Signed by Green Bay (practice squad) 10/21/20; Waived by Green Bay 10/26/20; Signed by Green Bay (practice squad) 10/28/20; Waived by Green Bay 8/31/21; Signed by Green Bay (practice squad) 9/1/21; Waived by Green Bay 1/10/22; Signed by Green Bay (practice squad) 1/12/22; Signed by Denver 3/14/22.



2021: Braden appeared in a career-high nine games with Green Bay, logging a combined 75 snaps on offense and special teams.

2020: Braden played four offensive snaps and 18 special-teams snaps while appearing in four games with the Packers.

2019: Braden saw action in one game with the N.Y. Jets, seeing action on five special-teams snaps.

2018: Braden played eight special-teams snaps in two games played with the Jets.

2017: Braden, who was signed by the N.Y. Jets as a college free agent on May 7, 2017, spent the 2017 season competing on the Jets' practice squad.

COLLEGE: Braden appeared in 38 games (36 starts) at guard and tackle during his four-year collegiate career (2013-16) at the University of Michigan... Started 25 consecutive games from 2014-15... Selected as second-team All-Big Ten in 2016 after being an All-Big Ten honorable mention in 2015.

PERSONAL: Braden was a three-year letter winner (2009-11) and two-year starter at right tackle (2010-11) at Rockford (Mich.) High School... Selected to the Michigan all-state first team as a senior... Garnered Dream Team honors from the *Detroit Free Press* and was named to the *Detroit News* Blue Chip List as a senior... Ben Braden was born on March 9, 1994 in Rockford, Mich.

BRADEN'S REGULAR SEASON RECORD

Year	Club	G	S
2018	N.Y. Jets	2	0
2019	N.Y. Jets	1	0
2020	Green Bay	4	0
2021	Green Bay	9	0
CAREER TOTALS		16	0

BRADEN'S POSTSEASON RECORD

Year	Club	G	S
2020	Green Bay	2	0
CAREER TOTALS		2	0



BARON BROWNING

56

INSIDE LINEBACKER

6-3 • 240 • 2ND YR. • OHIO STATE

BORN: Feb. 19, 1999, in Fort Worth, Texas

HIGH SCHOOL: Kennedale (Texas) High School

ACQUIRED: Draft #3b (105th overall), 2021

NFL YEAR: 2nd • **YEAR WITH BRONCOS:** 2nd

NFL GAMES PLAYED/STARTED: 14/9



BROWNING AT A GLANCE:

- A second-year inside linebacker who appeared in 14 games (9 starts) for the Broncos in 2021, posting 57 tackles (32 solo) and two passes defended.
- Recorded 110 tackles (65 solo), seven sacks (37 yds.), three pass breakups, two forced fumbles and two fumble recoveries during his four collegiate seasons (2017-20) at Ohio State.
- Earned third-team All-Big Ten honors in 2020 after posting 30 tackles (20 solo), one sack (6 yds.), two pass breakups, two forced fumbles and two fumble recoveries in seven games played.
- Posted career bests in tackles (43), sacks (5) and sack yards (25) while adding one pass breakup in 12 games played in 2019.
- Appeared in 12 games (3 starts) in 2018, tallying 23 tackles (12 solo) and one sack (6 yds.).
- Saw action in 12 games during his true freshman season in 2017, collecting 14 tackles (7 solo).
- Prepped at Kennedale (Texas) High School, where he was a two-time first-team all-state honoree and the *Associated Press* 4A Defensive Player of the Year.
- Selected by the Broncos in the third round (105th overall) of the 2021 NFL Draft.

CAREER TRANSACTIONS: Signed by Denver as a draft choice 7/23/21.



2021: Browning, who was selected by Denver in the third round (105th overall) of the 2021 NFL Draft, appeared in 14 games (9 starts) during his rookie campaign, posting 57 tackles (32 solo) and two passes defended... Made his NFL debut in Week 1 at NYG (9/12)... Recorded one special-teams tackle at Pit. (10/10)... Made first career start, recording a team-leading and eight tackles (5 solo), vs. Was. (10/31)... Added six tackles (4 solo) at Dal. (11/7)... Notched his first career pass breakup and added seven tackles (5 solo) vs. LAC (11/28)... Totaled eight tackles (7 solo) at K.C. (12/5)... Led the team with a career-high 10 defensive stops (6 solo) vs. Cin. (12/19)... Had nine tackles (1 solo) at L.V. (12/26)... Registered his second career pass defended and added five tackles (3 solo) vs. K.C. (1/8).

COLLEGE: Browning appeared in 43 games (9 starts) over his four seasons (2017-20) at Ohio State, totaling 110 tackles (65 solo), seven sacks (37 yds.), three pass breakups, two forced fumbles and two fumble recoveries... Started 6-of-7 games played in 2020, finishing his senior season with 30 tackles (20 solo), one sack (6 yds.), two pass breakups, two forced fumbles and two fumble recoveries... Earned third-team All-Big Ten honors following his senior season... Played in 12 of 14 games as a junior in 2019, recording career bests in tackles (43), sacks (5) and sack yards (25) while adding one pass breakup... Collected 23 tackles (12 solo) and one sack (6 yds.) in 12 games (3 starts) played during his sophomore season in 2018... Appeared in 12 games during his true freshman season in 2016, nabbing 14 tackles (7 solo).

PERSONAL: Browning attended Kennedale (Texas) High School, where he was a two-time first-team all-state honoree and the *Associated Press* Defensive Player of the Year... Named a U.S. Army All-American and a finalist for the 2016 high school Butkus Award which is given to the nation's top linebacker... Tallied 81 tackles and 10 pass breakups as a senior while leading the team an 11-4 record and the Texas 4A state semifinals for the first time in school history... Also named to the *Fort Worth Star Telegram* all-area team following his senior campaign... Baron Browning was born on Feb. 19, 1999 in Fort Worth, Texas.

BROWNING'S REGULAR SEASON RECORD

Year	Club	G	S	UT	A	TT	S-Yds.	I-Yds.	PD	FF	FR	TD-Int.	TD-FR	S	Pts.
2021	Denver	14	9	32	25	57	0-0	0-0	2	0	0	0	0	0	0
CAREER TOTALS		14	9	32	25	57	0-0	0-0	2	0	0	0	0	0	0

ADDITIONAL STATISTICS: Special-teams tackles — 2021 (1), TOTAL (1).

BARON BROWNING'S CAREER GAME-BY-GAME

(Victories asterisked)

2021 DENVER (7-10)		TACKLES									
Date	Opponent	P/S	UT	A	TT	S-Yds.	I-Yds.	PD	FF	FR	
Sept 12	at N.Y. Giants*	P	0	0	0	0-0	0-0	0	0	0	
Sept 19	at Jacksonville*	P	0	0	0	0-0	0-0	0	0	0	
Sept 26	vs. N.Y. Jets*	P	0	0	0	0-0	0-0	0	0	0	
Oct 3	vs. Baltimore										
Oct 10	at Pittsburgh										
Oct 17	vs. Las Vegas	P	0	0	0	0-0	0-0	0	0	0	
Oct 21	at Cleveland										
Oct 31	vs. Washington*	S	5	3	8	0-0	0-0	0	0	0	
Nov 7	at Dallas*	S	4	2	6	0-0	0-0	0	0	0	
Nov 14	vs. Philadelphia	S	0	1	1	0-0	0-0	0	0	0	
Nov 28	vs. L.A. Chargers*	S	5	2	7	0-0	0-0	1	0	0	
Dec 5	at Kansas City	S	7	1	8	0-0	0-0	0	0	0	
Dec 12	vs. Detroit*	S	1	2	3	0-0	0-0	0	0	0	
Dec 19	vs. Cincinnati	S	6	4	10	0-0	0-0	0	0	0	
Dec 26	at Las Vegas	S	1	8	9	0-0	0-0	0	0	0	
Jan 2	at L.A. Chargers										
Jan 8	vs. Kansas City	S	3	2	5	0-0	0-0	1	0	0	
Season Totals			14/9	32	25	57	0-0	0-0	2	0	0



BRADLEY CHUBB

55

OUTSIDE LINEBACKER

6-4 • 275 • 5TH YR. • NORTH CAROLINA STATE

BORN: June 24, 1996, in Marietta, Ga.

HIGH SCHOOL: Hillgrove High School, Powder Springs, Ga.

ACQUIRED: Draft #1 (5th overall), 2018

NFL YEAR: 5th • **YEAR WITH BRONCOS:** 5th

NFL GAMES PLAYED/STARTED: 41/41



CHUBB AT A GLANCE:

• A fifth-year outside linebacker who has started all 41 games played with Denver during his first four NFL seasons, recording 144 tackles (92 solo), 20.5 sacks (140 yds.), one interception (21 yds.), four passes defended, four forced fumbles, and one fumble recovery.

• Selected to his first career Pro Bowl in 2020, becoming the third player from the Broncos 2018 draft class (RB Phillip Lindsay & WR Courtland Sutton) to earn Pro Bowl honors.

• Started all seven games played in 2021, registering 21 tackles (9 solo), one interception (21 yds.) and two passes defended.

• Appeared in 14 games (all starts) with the Broncos in 2020, totaling 42 tackles (26 solo) 7.5 sacks (50 yds.) 19 quarterback hits, nine tackles for loss and one fumble recovery.

• Missed most of the 2019 season after suffering a knee injury in Week 4.

• Set Denver's rookie sack record in 2018 and recorded the seventh-most quarterback take-downs (12) all-time for a first-year NFL player.

• Named the NFL's Defensive Rookie of the Month for October 2018 after totaling 16 tackles (12 solo), 5.5 sacks (33 yds.) and five tackles for loss.

• Finished his career at North Carolina State with school records for tackles for loss (60) and sacks (26), breaking the marks previously held by Mario Williams, the No. 1 pick in the 2006 NFL Draft.

• Following the 2017 season, received the Bronko Nagurski Trophy, which given to the nation's top defender, and the Ted Hendricks Award, an honor given to the nation's top defensive end.

• Selected by the Broncos in the first round (5th overall) of the 2018 NFL Draft.

CAREER TRANSACTIONS: Signed by Denver as a draft choice 6/21/18.

55^s TROPHY CASE

Pro Bowls (1) 2020



2021: Chubb started all seven games played in 2021, registering 21 tackles (9 solo), one interception (21 yds.) and two passes defended... Was inactive in Week 1 and spent Games 3-10 on injured reserve (ankle)...

CHUBB AMONG LEAGUE'S SACK LEADERS AS A ROOKIE

MOST SACKS AMONG NFL ROOKIES, 2018

	Player	No.
1.	Bradley Chubb, Den.	12.0
2.	Darius Leonard, Ind.	7.0
3.	Sam Hubbard, Cin.	6.0
4.	B.J. Hill, NYG	5.5
5.	Two Tied	5.0

MOST SACKS AS A ROOKIE, BRONCOS HISTORY

	Player	Year	No.
1.	Bradley Chubb	2018	12.0
2.	Von Miller	2011	11.5
3.	Rulon Jones	1980	11.5
4.	Mike Croel	1991	10.0
5.	Elvis Dumervil	2006	8.5

Tallied four tackles (1 solo) and one pass defended vs. Cin. (12/19)... Recorded his first career interception (21 yds.) and added a season-high five tackles (1 solo) and one pass defended at L.V. (12/26)... Tied season-high with five tackles (2 solo) vs. K.C. (1/8).

2020: Chubb appeared in 14 games (all starts), totaling 42 tackles (26 solo), 7.5 sacks (50 yds.), 19 quarterback hits, nine tackles for loss and one fumble recovery in his return from an ACL injury that he sustained in Week 4 of the 2019 season... Collected his fourth career multi-sack game, recorded 2.5 sacks, set a career high with 24 sack yards and added five tackles (3 solo) at NYJ (10/1)... Notched a sack (4 yds.) and posted his fourth career forced fumble at N.E. (10/18)... Recorded a sack (8 yds.) in his third consecutive game and added two tackles vs. K.C. (10/25)... Registered his fourth sack in as many games and added four tackles (all solo) vs. L.A. Chargers (11/1)... Posted a sack (9 yds.) and had five tackles (4 solo) vs. Miami (11/22)... Nabbed a quarterback takedown (5 yds.) and had a season-high six tackles vs. N.O. (11/29).

2019: Chubb started all four games played, totaling 21 tackles (16 solo), one sack (7 yds.), one forced fumble and a pass defended before being placed on injured reserve on Oct. 1... Notched three tackles (2 solo) and a pass defended at Oak. (9/9)... Recorded six tackles (5 solo) vs. Chi. (9/15)... Collected five solo tackles at G.B. (9/22)... Registered a career-high-tying seven tackles (4 solo), one sack (7 yds.) and one forced fumble vs. Jac. (9/29).

2018: Selected by Denver in the first round (fifth overall) of the 2018 NFL Draft, Chubb set Denver's rookie sack record (12) and finished with the seventh-most sacks all-time for a first-year player... Posted career highs in tackles, sacks, sack yards and forced fumbles... Tallied 60 tackles (41 solo), 12 sacks (83 yds.), 14 tackles for loss, one pass defended, two forced fumbles and one fumble recovery during the season... Became the third Bronco to win NFL Defensive Rookie of the Month (Oct.) after totaling 16 tackles (12 solo), 5.5 sacks (33 yds.), five tackles for loss, 13 pressures, eight quarterback hits, one forced fumble and one pass defended... Recorded three tackles (1 solo) and a half sack (3 yds.) in his NFL debut vs. Sea. (9/9)... Recorded the first full sack of his career and sacked Joe Flacco (6 yds.) at Bal. (9/23)... Became the fourth Bronco rookie to record three sacks (16 yds.) in a game and added five tackles (4 solo) vs. LAR (10/14)... Recorded multiple sacks in consecutive games, becoming the first Bronco rookie to accomplish that feat since Elvis Dumervil in 2009... Teamed with Von Miller to sack Patrick Mahomes (3 yds.) and added four tackles (2 solo) at K.C. (10/28)... Sacked Deshaun Watson (3 yds.) to extend his sack streak to four games, and posted six tackles (5 solo)—three tackles for loss—vs. Hou. (11/4)... Increased his sack streak to five consecutive games with a takedown of Philip Rivers (9 yds.), and notched a career-best seven tackles (4 solo) at LAC (11/18)... Strip-sacked Jeff Driskel, recovered the fumble and finished with three solo tackles at Cin. (12/2)... Broke Von Miller's team-rookie sack record (11.5, 2011) with a pair of quarterback takedowns (18 yds.) at S.F. (12/9).

COLLEGE: Chubb was a three-year starter at North Carolina State University, opening 38-of-49 games played and totaling 203 tackles (103 solo), 26 sacks (157 yds.), three passes defended, one interception, eight forced fumbles and one fumble recovery... Finished his final collegiate season as a consensus first-team All-American and the Atlantic Coast Conference Defensive Player of the Year after recording 73 tackles (40 solo), 10 sacks (66 yds.), three forced fumbles and one fumble recovery... Awarded both the Bronko Nagurski Trophy, which given to the nation's top defender, and the Ted Hendricks Award, which given to the nation's top defensive end... Finished the 2016 regular season as the nation's leader in tackles behind the line of scrimmage, and he was chosen as the team's Defensive MVP... Opened all 13 games during his sophomore season, finishing as the second-leading tackler for the Wolfpack with 69 stops (29 solo) and 5.5 sacks (32 yds.)... Played all 11 games as a true freshman, finishing the season with three tackles (1 solo).

PERSONAL: Chubb attended Hillgrove High School in Powder Springs, Ga., where he was selected to play in the Cobb Country All-Star Senior Bowl... Helped his 2013 team to an 11-2 season and an appearance in the Georgia 6A quarterfinals... Brother, Brandon, spent time with the L.A. Rams, Carolina, Detroit, San Francisco and Tennessee... Cousin, Nick, played at the University of Georgia and was selected in the second round of the 2018 NFL Draft by Cleveland... Bradley Chubb was born on June 24, 1996 in Marietta, Ga.

CHUBB'S REGULAR SEASON RECORD

Year	Club	G	S	UT	A	TT	S-Yds.	I-Yds.	PD	FF	FR	TD-Int.	TD-FR	S	Pts.
2018	Denver	16	16	41	19	60	12-83	0-0	1	2	1	0-0	0	0	0
2019	Denver	4	4	16	5	21	1-7	0-0	1	1	0	0	0	0	0
2020	Denver	14	14	26	16	42	7.5-50	0-0	0	1	0	0	0	0	0
2021	Denver	7	7	9	12	21	0-0	1-21	2	0	0	0	0	0	0
CAREER TOTALS		41	41	92	52	144	20.5-140	1-21	4	4	1	0-0	0	0	0

CHUBB'S SINGLE GAME HIGHS

(Postseason in parentheses)

Tackles — 7, twice, last vs. Jacksonville, 9/29/19 (none). **Sacks** — 3, vs. Los Angeles Rams, 10/14/18 (none). **Sack yards** — 24 at N.Y. Jets, 10/1/20 (none). **Interceptions** — 1, at Las Vegas Raiders, 12/26/21 (none). **Interception yards** — 21, at Las Vegas Raiders, 12/26/21 (none). **Forced Fumbles** — 1, 4x, last at New England, 10/18/20 (none). **Fumble Recovery** — 1, at Cincinnati, 12/2/18 (none).

CHUBB'S MULTIPLE SACK GAMES (4)

**Denotes win; (The Broncos are 2-2 when Chubb records more than one sack in a game.)*

Date	Opponent	S-Yds.
10/14/18	vs. L.A. Rams	3-16
10/18/18	at Arizona*	2-14
12/9/18	at San Francisco	2-18
10/1/20	at N.Y. Jets*	2.5-24

CHUBB'S SACKS BY QUARTERBACK (20.5)

Figures in italics include postseason totals

Quarterback	Sacks	Quarterback	Sacks
Jared Goff	3.0	Gardner Minshew III	1.0
Sam Darnold	2.5	Deshawn Watson	1.0
Josh Rosen	2.0	Cam Newton	1.0
Nick Mullens	2.0	Justin Herbert	1.0
Patrick Mahomes	1.5	Tua Tagovailoa	1.0
Jeff Driskel	1.0	Taysom Hill	1.0
Joe Flacco	1.0	Russell Wilson	0.5
Philip Rivers	1.0		

BRADLEY CHUBB'S CAREER GAME-BY-GAME

(Victories asterisked)

2018 DENVER (6-10)											
TACKLES											
Date	Opponent	P/S	UT	A	TT	S-Yds.	I-Yds.	PD	FF	FR	
Sept 9	vs. Seattle*	S	1	2	3	0.5-3	0-0	0	0	0	
Sept 16	vs. Oakland*	S	2	1	3	0-0	0-0	0	0	0	
Sept 23	at Baltimore	S	2	0	2	1-6	0-0	0	0	0	
Oct 1	vs. Kansas City	S	2	0	2	0-0	0-0	0	0	0	
Oct 7	at New York Jets	S	1	1	2	0-0	0-0	1	0	0	
Oct 14	vs. L.A. Rams	S	4	1	5	3-16	0-0	0	0	0	
Oct 18	at Arizona*	S	3	0	3	2-14	0-0	0	1	0	
Oct 28	at Kansas City	S	2	2	4	0.5-3	0-0	0	0	0	
Nov 4	vs. Houston	S	5	1	6	1-3	0-0	0	0	0	
Nov 18	at L.A. Chargers*	S	4	3	7	1-9	0-0	0	0	0	
Nov 25	vs. Pittsburgh*	S	1	3	4	0-0	0-0	0	0	0	
Dec 2	at Cincinnati*	S	3	0	3	1-11	0-0	0	1	1	
Dec 9	at San Francisco	S	2	2	4	2-18	0-0	0	0	0	
Dec 15	vs. Cleveland	S	2	2	4	0-0	0-0	0	0	0	
Dec 24	at Oakland	S	3	1	4	0-0	0-0	0	0	0	
Dec 30	vs. L.A. Chargers	S	4	0	4	0-0	0-0	0	0	0	
Season Totals			16/16	41	19	60	12-83	0-0	1	2	1
2019 DENVER (7-9)											
TACKLES											
Date	Opponent	P/S	UT	A	TT	S-Yds.	I-Yds.	PD	FF	FR	
Sept 9	at Oakland	S	2	1	3	0-0	0-0	1	0	0	
Sept 15	vs. Chicago	S	5	1	6	0-0	0-0	0	0	0	
Sept 22	at Green Bay	S	5	0	5	0-0	0-0	0	0	0	
Sept 29	vs. Jacksonville	S	4	3	7	1-7	0-0	0	1	0	
PLACED ON INJURED RESERVE ON OCT. 1											
Season Totals			4/4	16	5	21	1-7	0-0	1	1	0
2020 DENVER (5-11)											
TACKLES											
Date	Opponent	P/S	UT	A	TT	S-Yds.	I-Yds.	PD	FF	FR	
Sept 14	vs. Tennessee	S	0	0	0	0-0	0-0	0	0	0	
Sept 20	at Pittsburgh	S	3	0	3	0-0	0-0	0	0	0	
Sept 27	vs. Tampa Bay	S	3	0	3	0-0	0-0	0	0	0	
Oct 1	at N.Y. Jets*	S	3	2	5	2.5-24	0-0	0	0	0	
Oct 18	at New England*	S	2	2	4	1-4	0-0	0	1	0	
Oct 25	vs. Kansas City	S	1	1	2	1-8	0-0	0	0	0	
Nov 1	vs. L.A. Chargers*	S	4	0	4	1-0	0-0	0	0	0	
Nov 8	at Atlanta	S	1	2	3	0-0	0-0	0	0	0	
Nov 15	at Las Vegas	S	1	0	1	0-0	0-0	0	0	0	
Nov 22	vs. Miami*	S	4	1	5	1-9	0-0	0	0	0	
Nov 29	vs. New Orleans	S	1	5	6	1-5	0-0	0	0	0	
Dec 6	at Kansas City	S	1	1	2	0-0	0-0	0	0	0	
Dec 13	at Carolina*	S	2	1	3	0-0	0-0	0	0	0	
Dec 19	vs. Buffalo	S	0	1	1	0-0	0-0	0	0	0	
Dec 27	at L.A. Chargers					INACTIVE					
Jan 3	vs. Las Vegas					INACTIVE					
Season Totals			14/14	26	16	42	7.5-50	0-0	0	1	0

2021 DENVER (7-10)		TACKLES									
Date	Opponent	P/S	UT	A	TT	S-Yds.	I-Yds.	PD	FF	FR	
Sept 12	at N.Y. Giants*			INACTIVE							
Sept 19	at Jacksonville*	S	1	0	1	0-0	0-0	0	0	0	
Games 3-10				INJURED RESERVE							
Nov 28	vs. L.A. Chargers*	S	0	0	0	0-0	0-0	0	0	0	
Dec 5	at Kansas City	S	2	1	3	0-0	0-0	0	0	0	
Dec 12	vs. Detroit*	S	2	1	3	0-0	0-0	0	0	0	
Dec 19	vs. Cincinnati	S	1	3	4	0-0	0-0	1	0	0	
Dec 26	at Las Vegas	S	1	4	5	0-0	1-21	1	0	0	
Jan 2	at L.A. Chargers			RESERVE/COVID-19							
Jan 8	vs. Kansas City	S	2	3	5	0-0	0-0	0	0	0	
Season Totals			7/7	9	12	21	0-0	1-21	2	0	0



TYRIE CLEVELAND

16

WIDE RECEIVER

6-2 • 205 • 3RD YR. • FLORIDA

BORN: Sept. 20, 1997, in Houston

HIGH SCHOOL: Westfield High School, Houston

ACQUIRED: Draft #7a (252nd overall)

NFL YEAR: 3rd • YEAR WITH BRONCOS: 3rd

NFL GAMES PLAYED/STARTED: 17/0



CLEVELAND AT A GLANCE:

- A third-year wide receiver who has appeared in 17 games with Denver (2020-21), collecting six receptions for 63 yards (10.5 avg.) and 10 kickoff returns for 234 yards (23.4 avg.).
- Played a combined 113 snaps on offense and special teams in seven games played for the Broncos in 2021.
- Appeared in 10 games with the Broncos in 2020, seeing action on offense and special teams.
- Played 46 games (26 starts) during his collegiate career at the University of Florida, recording 79 receptions for 1,271 yards (16.1 avg.) with eight touchdowns.
- Caught a career-best 25 passes for 351 yards (14.0 avg.) with one touchdown in addition to returning five kickoffs for 124 yards (24.8 avg.) in 13 games played (2 starts) as a senior in 2019.
- Started all 12 games in 2018, totaling 18 catches for 212 yards (11.8 avg.) with three scores.
- Opened 8-of-10 games played in 2017, logging 22 catches for a team-leading 410 yards (18.6 avg.) with two touchdowns, while posting five kickoff returns for 118 yards (23.6 avg.).
- Recorded 14 receptions for 298 yards (21.3 avg.) with two scores in 11 games played (4 starts) during his true freshman season in 2016.
- Played in the 2016 Under Armour All-America Game after recording 46 receptions for 982 yards (21.3 avg) with 14 touchdowns as a senior at Westfield High School in Houston.
- Selected by the Broncos in the seventh round (252nd overall) of the 2020 NFL Draft.

CAREER TRANSACTIONS: Signed by Denver as a draft choice 7/22/20; Waived by Denver 8/31/21; Signed by Denver (practice squad) 9/1/21... Waived by Denver on 12/4/21... Signed by Denver (practice squad) 12/7/21... Signed by Denver (active roster) 1/7/22.



2021: Cleveland played a combined 113 snaps on offense and special teams in seven games played... Recorded a career-high four special-teams tackles... Had one special-teams tackle in four consecutive games (Games 5-8).

2020: Cleveland, who was selected by Denver in the seventh round (252nd overall), appeared in 10 games with the Broncos, totaling six receptions for 63 yards (10.5 avg.), 10 kickoff returns for 234 yards (23.4 avg.) and two special-teams tackles... Collected his first career reception (7 yds.) in his NFL debut vs. Ten. (9/14)... Notched first career 100-yard return game and recorded five kickoff returns for 121 yards (24.2 avg.) at Atl. (11/8)... Had three kickoff returns for 77 yards (25.7 avg.), including a career-long 31-yard return at K.C. (12/6)... Set season highs in receptions and yards, and registered four catches for 45 yards (11.3 avg.), including a season-long 17-yard catch in the season finale vs. L.V. (1/3).

COLLEGE: Cleveland played 46 games (26 starts) over four years (2016-19) at the University of Florida, recording 79 receptions for 1,271 yards (16.1 avg.) with eight touchdowns... Appeared in all 13 games (2 starts) as a senior, recording 25 receptions for 351 yards (14.0 avg.) with one touchdown... Returned five kicks for a total of 124 yards (24.8 avg.)... Started all 12 games played in 2018, totaling 18 receptions for

212 yards (11.8 avg.) with three scores... Played 10 games (8 starts) in 2017, amassing a team-high 410 yards on 22 catches (18.6 avg.) with two touchdowns... Scored the game-winning touchdown on a 63-yard reception vs. Tennessee (9/16), marking the only time in school history the Gators defeated an opponent with a touchdown on the final play of regulation... Saw action in 11 games (4 starts) as a true freshman, totaling 14 receptions for 298 yards (21.3 avg.) with two touchdowns... Was named SEC Freshman of the Week after registering three catches for 124 yards (41.3 avg.), including a 98-yard score (school record for the longest play by a freshman) at Louisiana State (11/19)... Became the third true freshman in program history to record a 100-yard receiving game with his performance at LSU.

PERSONAL: Cleveland totaled 99 catches for 2,091 yards (21.1 avg.) with 27 touchdowns between his junior and senior seasons at Westfield High School in Houston... Played in the 2016 Under Armour All-America Game after recording 46 passes for 982 yards (21.3 avg) with 14 touchdowns as a senior... Tyrie Cleveland was born on Sept. 20, 1997 in Houston.

CLEVELAND'S REGULAR SEASON RECORD

Year	Club	RECEIVING							SCORING					
		G	S	No.	Yds.	Avg.	LG	TD	TD	TDr	Tdp	TDrt	2pt	Pts.
2020	Denver	10	0	6	63	10.5	17	0	0	0	0	0	0	0
2021	Denver	7	0	0	0	—	—	0	0	0	0	0	0	
CAREER TOTALS		17	0	6	63	10.5	17	0	0	0	0	0	0	

ADDITIONAL STATISTICS: Special-teams tackles — 2020 (2), 2021 (4), TOTAL (6). Kickoff returns — 2020 (10 for 234, 23.4 avg., 31 LG, 0 TD), TOTAL (10 for 234, 23.4 avg., 31 LG, 0 TD).

TYRIE CLEVELAND'S CAREER GAME-BY-GAME

(Victories asterisked)

2020 DENVER (5-11)			RECEIVING					SCORING	
Date	Opponent	P/S	No.	Yds.	Avg.	LG	TD	2pt.	Pts.
Sep 14	vs. Tennessee	P	1	7	7.0	7	0	0	0
Sep 20	at Pittsburgh								
Sep 27	vs. Tampa Bay	P	0	0	—	—	0	0	0
Oct 1	at N.Y. Jets*	P	0	0	—	—	0	0	0
Oct 18	at New England*	P	0	0	—	—	0	0	0
Oct. 25	vs. Kansas City	P	0	0	—	—	0	0	0
Nov 1	vs. L.A. Chargers*	P	0	0	—	—	0	0	0
Nov 8	at Atlanta	P	0	0	—	—	0	0	0
Nov 15	at Las Vegas								
Nov 22	vs. Miami*								
Nov 29	vs. New Orleans	P	0	0	—	—	0	0	0
Dec 6	at Kansas City	P	1	11	11.0	11	0	0	0
Dec 13	at Carolina*								
Dec 19	vs. Buffalo								
Dec 27	at L.A. Chargers								
Jan 3	vs. Las Vegas	P	4	45	11.3	17	0	0	0
Season Totals		10/0	6	63	10.5	17	0	0	0

2021 DENVER (7-10)			RECEIVING					SCORING	
Date	Opponent	P/S	No.	Yds.	Avg.	LG	TD	2pt.	Pts.
Games 1-4									
Oct 10	at Pittsburgh	P	0	0	—	—	0	0	0
Oct 17	vs. Las Vegas	P	0	0	—	—	0	0	0
Oct 21	at Cleveland	P	0	0	—	—	0	0	0
Oct 31	vs. Washington*	P	0	0	—	—	0	0	0
Nov 7	at Dallas*	P	0	0	—	—	0	0	0
Nov 14	vs. Philadelphia	P	0	0	—	—	0	0	0
Nov 28	vs. L.A. Chargers*								
Dec 5	at Kansas City								
Games 13-16									
Jan 8	vs. Kansas City	P	0	0	—	—	0	0	0
Season Totals		7/0	0	0	—	—	0	0	0

DID YOU KNOW?

Linebacker Von Miller and cornerback Chris Harris Jr. (2010s) became the third group of primary Broncos teammates to be named to the NFL's All-Decade Team. All-1970s members and Ring of Famers Louis Wright and Rick Upchurch were the first duo to achieve this feat. They were followed by All-1990s team members—and Pro Football Hall of Famers—safety Steve Atwater, running back Terrell Davis, quarterback John Elway, tight end Shannon Sharpe and tackle Gary Zimmerman.

**TOM COMPTON****69****GUARD/TACKLE****6-6 • 315 • 11TH YR. • SOUTH DAKOTA****BORN:** May 10, 1989, in Rosemount, Minn.**HIGH SCHOOL:** Rosemount (Minn.) High School**ACQUIRED:** Unrestricted Free Agent (S.F.), 2022**NFL YEAR:** 11th • **YEAR WITH BRONCOS:** 1st**NFL GAMES PLAYED/STARTED:** 123/44 • **POSTSEASON GP/GS:** 7/3**COMPTON AT A GLANCE:**

- A 11th-year guard/tackle who has appeared in 123 career regular-season games (44 starts) and seven postseason contests (3 starts) with Washington (2013-15), Atlanta (2016), Chicago (2017), Minnesota (2018), N.Y. Jets (2019) and San Francisco (2020-21).
- Appeared in all 17 games (7 starts) with the 49ers in 2021, starting the final seven games of the season at right tackle.
- Started all 14 games played at right tackle for Minnesota in 2018, helping block for an offense that passed for over 4,000 yards.
- Appeared in 11 games (5 starts) at left and right guard for Chicago in 2017 and helped RB Jordan Howard eclipse the 1,000-yard rushing mark.
- Played in all 16 regular-season games and three postseason contests for Atlanta in 2016 and contributed to an offense that finished second in the NFL in total yards (6,653).
- Played all 16 games for Washington in 2014, starting the final nine contests at right tackle.
- Signed by the Broncos as an unrestricted free agent (S.F.) on March 18, 2022.
- Selected by Washington in the sixth round (193rd overall) of the 2012 NFL Draft.

CAREER TRANSACTIONS: Signed by Washington as a draft choice 5/6/12; Waived by Washington 8/31/12; Signed by Washington (practice squad) 9/3/12; Re-signed by Washington 2/27/15; Signed by Atlanta as an unrestricted free agent 3/16/16; Signed by Chicago as an unrestricted free agent 3/12/17; Signed by Minnesota as an unrestricted free agent 3/22/18; Signed by the N.Y. Jets as an unrestricted free agent 3/18/19; Signed by San Francisco as an unrestricted free agent 3/19/20; Signed by the Broncos as an unrestricted free agent 3/18/22.



2021: Compton played all 17 regular-season games (7 starts) and three postseason contests (all starts) during his second season with San Francisco... Logged 570 offensive snaps and 78 special-teams snaps... Started the final seven games of the season at right tackle, committing just two penalties... Helped block for an offense that ranked first in yards per play (6.1), first in red zone percentage (66.7), seventh in total yards per game (375.7) and seventh in rushing yards per contest (127.4).

2020: Compton appeared in seven games (3 starts) in his first season with the 49ers... Played a combined 172 snaps on offense and special teams.

2019: Compton saw action in 14 games with the Jets in 2019... Started the final five games of the season at right guard... Played 367 offensive snaps while seeing action on 48 special-teams plays.

2018: Compton started all 14 games played for Minnesota at left guard... Part of an offensive line that helped the offense pass for over 4,000 yards.

2017: Compton played 11 games (5 starts) for Chicago in 2017, playing 342 snaps on offense... Opened the first two games of the season at left guard and started three contests (Weeks 14-15, 17) at right guard... Helped RB Jordan Howard eclipse the 1,000-yard rushing mark for the second time in his career.

2016: Compton appeared in all 16 regular-season games and three postseason contests with the Falcons... Logged 228 combined snaps on offense and special teams during the regular season... Part of an offensive line that helped the offense finish second in the NFL in total yards (6,653).

2015: Compton played 13 regular-season games (1 start) and one postseason contest with Washington... Played 212 snaps on offense and 96 snaps on special teams.

2014: Compton started 9-of-16 games played with Washington, logging 650 offensive snaps... Started the final nine games of the season at right tackle... Committed just two penalties during the season... Made the first start of his career in Week 12 vs. Min. (11/28).

2013: Compton appeared in 15 games, playing a combined 69 snaps on offense and special teams.

2012: Compton, who was selected by Washington in the sixth round (193rd overall) of the 2012 NFL Draft, spent the majority of the season on the team's practice squad before being promoted to the active roster on Dec. 5... He did not see game action that season.

COLLEGE: Compton started 43 consecutive games at South Dakota from 2007-11... Earned All-Great West Conference first team honors in 2010 and received the University of South Dakota's Most Valuable Lineman Award... Was an honorable mention in 2009 for All-Great West Conference honors.

PERSONAL: Compton attended Rosemount (Minn.) High School, where he was a two-year starter on the offensive line... He led his team to a sectional championship and a state semifinal appearance as a senior... Tom Compton was born on May 10, 1989, in Rosemount, Minn.

COMPTON'S REGULAR SEASON RECORD

Year	Club	G	S
2013	Washington	15	0
2014	Washington	16	9
2015	Washington	13	1
2016	Atlanta	16	0
2017	Chicago	11	5
2018	Minnesota	14	14
2019	N.Y. Jets	14	5
2020	San Francisco	7	3
2021	San Francisco	17	7
CAREER TOTALS		123	44

ADDITIONAL STATISTICS: Miscellaneous tackles — 2014 (1), 2018 (1), 2021 (1), TOTAL (3). Miscellaneous fumble recoveries — 2021 (1), TOTAL (1).

COMPTON'S POSTSEASON RECORD

Year	Club	G	S
2015	Washington	1	0
2016	Atlanta	3	0
2021	San Francisco	3	3
CAREER TOTALS		7	3

ADDITIONAL STATISTICS: Miscellaneous tackles — 2021 (1), TOTAL (1).



JONATHON COOPER

53

OUTSIDE LINEBACKER

6-4 • 257 • 2ND YR. • OHIO STATE

BORN: Jan. 8, 1998, in Gahanna, Ohio

HIGH SCHOOL: Lincoln High School, Gahanna, Ohio

ACQUIRED: Draft #7b (239th overall), 2021

NFL YEAR: 2nd • **YEAR WITH BRONCOS:** 2nd

NFL GAMES PLAYED/STARTED: 16/5



COOPER AT A GLANCE:

- A second-year outside linebacker who played 16 games (5 starts) for the Broncos in 2021, nabbing 37 tackles (22 solo), 2.5 sacks (22 yds.) and one fumble recovery.
- Played 45 games (25 starts) at Ohio State (2016-20), collecting 75 tackles (44 solo), 10 sacks (66 yds.), two pass breakups, one forced fumble and two fumble recoveries.
- Selected as an All-Big Ten honoree on two occasions, including third team recognition in 2020.
- Became the first player in Ohio State history to wear the "Block O" jersey which is given to the player who best represents the legacy of former Buckeye Bill Willis and exhibits selfless, player-driven leadership qualities.
- Started all eight games played in 2020, tallying 24 tackles (12 solo), 3.5 sacks (29 yds.), one pass breakup and one forced fumble.
- Limited to just four games (all starts) as a true senior in 2019 before suffering a season-ending injury and electing to redshirt.
- Opened all 13 games in 2018, posting a career-high 25 tackles (14 solo) to go along with 2.5 sacks (9 yds.) and one fumble recovery.
- Tallied 15 tackles (11 solo), two sacks (17 yds.) and one fumble recovery in 14 games played in 2017.
- Appeared in six games as a true freshman, adding six tackles (2 solo) and one sack (5 yds.).
- Prepped at Lincoln High School in Gahanna, Ohio, where he was named the state's Defensive Player of the Year while being selected to the All-USA Ohio football team as a senior.
- Selected by the Broncos in the seventh round (239th overall) of the 2021 NFL Draft.

CAREER TRANSACTIONS: Signed by Denver as a draft choice 6/15/21.



2021: Cooper, who was selected by the Broncos in the seventh round (239th overall) of the 2021 NFL Draft, appeared in 16 games (5 starts), totaling 37 tackles (22 solo), 2.5 sacks (22 yds.), and one fumble recovery... Made his NFL debut in Week 1 at NYG (9/12)... Collected first career tackle vs. NYJ (9/26)... Recorded five tackles (2 solo) and a career-high three quarterback hits at Cle. (10/21)... Made first career start, tallying two assisted tackles vs. Was. (10/31)... Registered the first two sacks of his career and tallied two quarterback takedowns (20 yds.) and four tackles (3 solo) at Dal. (11/7)... Posted five tackles (4 solo) vs. Phi. (11/14)... Registered his first career fumble recovery and added five solo tackles vs. Det. (12/12)... Totaled 0.5 sacks (2 yds.) and had a career-high six tackles (4 solo) vs. Cin. (12/19).

COLLEGE: Cooper served as a two-year captain and started 25-of-45 games played over his five seasons (2016-20) at Ohio State... Selected as an all-Big Ten honoree on two occasions, including third-team recognition in 2020... Became the first player in Ohio State history to wear the "Block O" jersey which is given to the player who best represents the legacy of former Buckeye Bill Willis and exhibits selfless, player-driven leadership qualities... Started all eight games played in his final collegiate campaign in 2020, compiling 24 tackles (12 solo), 3.5 sacks (29 yds.), one pass breakup and one forced fumble... Limited to just four games (all starts) during his true senior season in 2019 before suffering a season-ending injury and electing to redshirt... Opened all 13 games in 2018, compiling 25 tackles (24 solo), 2.5 sacks (9 yds.) and one fumble recovery... Tallied 15 tackles (11 solo), two sacks (17 yds.) and one fumble recovery in 14 games played in 2017... Appeared in six games as true freshman in 2016, garnering six tackles (2 solo) and one sack (5 yds.).

PERSONAL: Cooper attended Lincoln High School in Gahanna, Ohio, where he was named *USA Today's* Ohio Defensive Player of the Year while being selected to the All-USA Ohio football team as a senior... Selected to the *Associated Press* all-state team as a senior... Jonathon Cooper was born on Jan. 8, 1998, in Gahanna, Ohio.

COOPER'S REGULAR SEASON RECORD

Year	Club	G	S	UT	A	TT	S-Yds.	I-Yds.	PD	FF	FR	TD-Int.	TD-FR	S	Pts.
2021	Denver	16	5	22	15	37	2.5-22	0-0	0	0	1	0	0	0	0
CAREER TOTALS		16	5	22	15	37	2.5-22	0-0	0	0	1	0	0	0	0

ADDITIONAL STATISTICS: *Special-teams tackles* — 2021(1), TOTAL (1).

JONATHON COOPER'S CAREER GAME-BY-GAME

(Victories asterisked)

2021 DENVER (7-10)		TACKLES															
Date	Opponent	P/S	UT	A	TT	S-Yds.	I-Yds.	PD	FF	FR							
Sept 12	at N.Y. Giants*	P	0	0	0	0-0	0-0	0	0	0							
Sept 19	at Jacksonville*	P	0	0	0	0-0	0-0	0	0	0							
Sept 26	vs. N.Y. Jets*	P	0	1	1	0-0	0-0	0	0	0							
Oct 3	vs. Baltimore	P	0	1	1	0-0	0-0	0	0	0							
Oct 10	at Pittsburgh	P	1	1	2	0-0	0-0	0	0	0							
Oct 17	vs. Las Vegas	P	0	0	0	0-0	0-0	0	0	0							
Oct 21	at Cleveland	P	2	3	5	0-0	0-0	0	0	0							
Oct 31	vs. Washington*	S	0	2	2	0-0	0-0	0	0	0							
Nov 7	at Dallas*	S	3	1	4	2-20	0-0	0	0	0							
Nov 14	vs. Philadelphia	S	4	1	5	0-0	0-0	0	0	0							
Nov 28	vs. L.A. Chargers*	P	1	0	1	0-0	0-0	0	0	0							
Dec 5	at Kansas City	P	1	0	1	0-0	0-0	0	0	0							
Dec 12	vs. Detroit*	S	5	0	5	0-0	0-0	0	1	0							
Dec 19	vs. Cincinnati	S	4	2	6	.5-2	0-0	0	0	0							
Dec 26	at Las Vegas	P	0	0	0	0-0	0-0	0	0	0							
Jan 2	at L.A. Chargers	RESERVE/COVID-19															
Jan 8	at Kansas City	P	1	3	4	0-0	0-0	0	0								
Season Totals			16/5	22	15	37	2.5-22	0-0	0	1	0						

DID YOU KNOW?

The Broncos, who were charter members of the American Football League in 1960, celebrated their 60th season of professional football in 2019.



DAMAREA CROCKETT

28

RUNNING BACK



5-11 • 225 • 2ND YR. • MISSOURI
BORN: Dec. 22, 1997, in Magnolia, Ark.
HIGH SCHOOL: Little Rock (Ark.) Christian Academy
ACQUIRED: Free Agent, 2020
NFL YEAR: 2nd • **YEAR WITH BRONCOS:** 2nd
NFL GAMES PLAYED/STARTED: 12/0

CROCKETT AT A GLANCE:

- A second-year running back from the University of Missouri who competed on practice squads with Oakland (2019), Green Bay (2019-20) and Denver (2020-21) before being promoted to the Broncos' active roster on Sept. 22, 2021.
- Played 12 games for the Broncos in 2021, logging 182 snaps on special teams.
- Appeared in 30 games over three seasons (2016-18) with the Tigers, totaling 380 rushes for 2,252 yards (5.9 avg.) with 19 touchdowns to go along with 21 receptions for 137 yards (6.5 avg.) with two scores.
- Rushed 147 times for 709 yards (4.8 avg.) with seven touchdowns, and added 12 catches for 88 yards (7.3 avg.) and one score in 12 games played in 2018.
- Saw action in seven games in 2017, recording 80 rushes for 481 yards (6.0 avg.) with two touchdowns and four catches for 35 yards (8.8 avg.) with one score.
- Produced Mizzou freshman records for rushing yards in a season (1,062) and rushing touchdowns (10) while playing 11 games in 2016.
- Originally entered the NFL as a college free-agent signee of Houston on May 10, 2019.
- Signed to the Broncos' practice squad on Oct. 22, 2020.

CAREER TRANSACTIONS: Signed by Houston as a college free agent 5/10/19; Waived by Houston 8/31/19; Signed by Oakland (practice squad) 9/2/19; Terminated by Oakland from practice squad 10/14/19; Signed by Green Bay (practice squad) 10/16/19; Signed by Green Bay 1/21/20; Waived by Green Bay 9/5/20; Signed by Green Bay (practice squad) 9/6/20; Terminated by Green Bay from practice squad 9/10/20; Signed by Denver (practice squad) 10/22/20; Signed by Denver 1/4/21; Waived by Denver 8/31/21; Signed by Denver (practice squad) 9/1/21; Signed by Denver (active roster) 9/22/21; Waived by Denver 10/26/21; Signed by Denver (practice squad) 10/27/21; Signed by Denver (active roster) 12/4/21.



2021: Crockett made his NFL debut at NYG (9/12) after receiving a standard elevation from the practice squad to the active roster... Signed from Denver's practice squad to the active roster (9/22)... Collected first career rushing attempts and tallied three rushes for seven yards (2.3 avg.) vs. NYJ (9/26).

2020: Crockett, who was signed by Denver on Oct. 22, spent Weeks 7-17 competing on the Broncos' practice squad.

2019: Crockett spent the entire season competing on practice squads with Oakland and Green Bay.

COLLEGE: Crockett appeared in 30 games over three seasons (2016-18) at the University of Missouri, totaling 380 rushes for 2,252 yards (5.9 avg.) with 19 touchdowns to go along with 21 receptions for 137 yards (6.5 avg.) with two scores... Rushed 147 times for 709 yards (4.8 avg.) with seven touchdowns and added 12 catches for 88 yards (7.3 avg.) during his final collegiate season in 2018... Saw action in seven games in 2017, recording 80 rushes for 481 yards (6.0 avg.) with two touchdowns and four catches for 35 yards (8.8 avg.) with one score... Produced Mizzou freshman records for rushing yards in a season (1,062) and rushing touchdowns (10) while playing 11 games in 2016.

PERSONAL: Crockett graduated from Little Rock (Ark.) Christian Academy... Damarea (pronounced: DUH-mar-EE-ay) Crockett was born on Dec. 22, 1997.

CROCKETT'S REGULAR SEASON RECORD

Year	Club	RUSHING						RECEIVING				SCORING								
		G	S	No.	Yds.	Avg.	LG	TD	No.	Yds.	Avg.	LG	TD	TD	TDr	TDrp	TDrT	2pt	Pts.	
2021	Denver	12	0	3	7	2.3	6	0	0	0	—	—	0	0	0	0	0	0	0	0
Career Totals		12	0	3	7	2.3	6	0	0	0	—	—	0	0	0	0	0	0	0	0

DAMAREA CROCKETT'S CAREER GAME-BY-GAME

(Victories asterisked)

2021 DENVER (7-9)		RUSHING					RECEIVING					SCORING		
Date	Opponent	P/S	No.	Yds.	Avg.	LG	TD	No.	Yds.	Avg.	LG	TD	2pt.	Pts.
Sept 12	at N.Y. Giants*	P	0	0	—	—	0	0	0	—	—	0	0	0
Sept 19	at Jacksonville*	P	0	0	—	—	0	0	0	—	—	0	0	0
Sept 26	vs. N.Y. Jets*	P	3	7	2.3	6	0	0	0	—	—	0	0	0
Oct 3	vs. Baltimore	P	0	0	—	—	0	0	0	—	—	0	0	0
Oct 10	at Pittsburgh	P	0	0	—	—	0	0	0	—	—	0	0	0
Oct 17	vs. Las Vegas	P	0	0	—	—	0	0	0	—	—	0	0	0
Oct 21	at Cleveland	P	0	0	—	—	0	0	0	—	—	0	0	0
Games 8-9		PRACTICE SQUAD												
Nov 14	vs. Philadelphia	P	0	0	—	—	0	0	0	—	—	0	0	0
Game 11		PRACTICE SQUAD												
Dec 5	at Kansas City	P	0	0	—	—	0	0	0	—	—	0	0	0
Dec 12	vs. Detroit*	P	0	0	—	—	0	0	0	—	—	0	0	0
Dec 19	vs. Cincinnati	P	0	0	—	—	0	0	0	—	—	0	0	0
Game 15		PRACTICE SQUAD												
Jan 2	at L.A. Chargers	P	0	0	—	—	0	0	0	—	—	0	0	0
Season Totals			12/0	3	7	2.3	6	0	0	0	—	—	0	0



LOYD CUSHENBERRY III 79

CENTER



6-4 • 315 • 3RD YR. • LOUISIANA STATE

BORN: Nov. 22, 1997, in Geismar, La.

HIGH SCHOOL: Dutchtown (La.) High School

ACQUIRED: Draft #3b (83rd overall), 2020

NFL YEAR: 3rd • **YEAR WITH BRONCOS:** 3rd

NFL GAMES PLAYED/STARTED: 32/32

CUSHENBERRY III AT A GLANCE:

- A third-year center who has started all 32 games played with the Broncos (2020-21).
- Started all 16 games played for the Broncos in 2021, logging the most snaps (1,039) among the team's entire offense.
- Opened all 16 games for Denver in 2020 and was one of two rookies (T Tristan Wirfs, T.B.) in the NFL to play in 100 percent (1,100) of their team's offensive snaps.
- Became the first Broncos center and just the third center in the last five seasons (Garrett Bradbury, Min.; Ryan Kelly, Ind.) to start all 16 of his team's games during his rookie season.
- Started 28-of-39 games played at center during his four seasons (2016-19) at LSU.
- Became the first offensive lineman in school history to be awarded the No. 18 jersey, which is given to the player who best represents what it means to be an LSU player both on and off the field.
- Contributed to the Tigers' 15-0 record in 2019 and the College Football Playoff Championship.
- Was a part of an offensive line that received the Joe Moore Award in 2019, which is annually given to the most outstanding offensive line unit in college football.
- Helped LSU shatter numerous school offensive records and lead the NCAA in total offense (568.5) and offensive touchdowns (93) while ranking second in passing yards per game (401.6).
- Chosen as second-team All-American by the American Football Coaches Association and the Football Writers Association of America following his final season.
- Selected by the Broncos in the third round (83rd overall) of the 2020 NFL Draft.

CAREER TRANSACTIONS: Signed by Denver as a draft choice 7/23/20.



2021: Cushenberry III started all 16 games played, logging the most snaps (1,039) among the team's entire offense.

2020: Cushenberry III, who was selected by Denver in the third round (83rd overall) of the 2020 NFL Draft, started all 16 games for the Broncos and was one of two rookies (T Tristan Wirfs, T.B.) to play 100 percent (1,100) of their team's offensive snaps... Became the first Broncos center and just the third center in the last five seasons (Garrett Bradbury, Min.; Ryan Kelly, Ind.) to start all 16 of his team's games during his rookie season... Made his NFL debut vs. Ten. (9/14) and became just the second rookie center and 12th rookie offensive lineman in franchise history to start in Week 1.

COLLEGE: Cushenberry III started all 15 games played during his redshirt junior season, helping Louisiana State University to a 15-0 record and a College Football Playoff National Championship win... Became the first offensive lineman to be awarded the No. 18 jersey, given annually to the player who best represents what it means to be an LSU football player both on and off the field... Was a part of an offensive line that received the Joe Moore Award (most outstanding offensive line unit in college football)... Chosen second-team All-American by the American Football Coaches Association and the Football Writers Association of America following his final season... Protected Burrow as he set the NCAA record for passing touchdowns in a single season (60)... Played every offensive snap in LSU's National Championship Game win vs. Clemson (1/13/20)... Started all 13 games at center in 2018, ranking second on the team in total offensive snaps with 973... Played every snap in 11-of-13 games... Played in 11 games with the Tigers as a redshirt freshman.

PERSONAL: Cushenberry III attended Dutchtown (La.) High School where he was named to the All-Louisiana second team offense... Earned first-team District 5-5A honors as a senior and second-team District 5-5A honors as a junior... Participated for the South Team at the 2020 Senior Bowl... Lloyd Cushenberry III was born on Nov. 22, 1997 in Geismar, La.

CUSHENBERRY III'S REGULAR SEASON RECORD

Year	Club	G	S
2020	Denver	16	16
2021	Denver	16	16
CAREER TOTALS		32	32

ADDITIONAL STATISTICS: Miscellaneous FR — 2020 (1), TOTAL (1).



RONALD DARBY

23

CORNERBACK

5-11 • 193 • 8TH YR. • FLORIDA STATE

BORN: Jan. 2, 1994, in Oxon Hill, Maryland

HIGH SCHOOL: Potomac High School, Glassmanor, Md.

ACQUIRED: Unrestricted Free Agent (Washington), 2021

NFL YEAR: 8th • **YEAR WITH BRONCOS:** 2nd

NFL GAMES PLAYED/STARTED: 84/83 • **POSTSEASON GP/GS:** 4/4

DARBY AT A GLANCE:

- An eighth-year cornerback who signed with the Broncos as an unrestricted free agent in 2021 after spending his first six NFL seasons with Buffalo (2015-16), Philadelphia (2017-19) and Washington (2020).
- Totaled 359 tackles (309 solo), eight interceptions (135 yds.), 87 passes defended and one fumble recovery in 84 career regular-season games (82 starts).
- Played in four postseason contests (all starts), recording 23 tackles (18 solo) and seven passes defended.
- Posted the fourth-most overall passes defended (94: 87 reg. season & 7 postseason) among active defensive backs since entering the NFL in 2015.
- Collected 53 tackles (42 solo) and six passes defended in 11 games played (all starts) with the Broncos in 2021.
- Started all 16 games for the Washington Football Team in 2020, recording 55 tackles (43 solo), 16 passes defended (5th most in the NFL) and one fumble recovery.
- Collected 114 tackles (103 solo) six interceptions (87 yds.) and 32 passes defended in 28 games played with the Eagles (2017-19).
- Appeared in 14 games (all starts) and notched a career-high 69 tackles (60 solo) with Buffalo in 2016 while adding 12 passes defended.
- Registered 68 defensive stops (61 solo) and added a career-high 21 passes defended in 15 games played (all starts), earning PFWA All-Rookie Team honors during his rookie season in 2015.
- Signed by the Broncos as an unrestricted free agent (Washington) on March 17, 2021.
- Entered the NFL as a second-round draft pick (50th overall) of the Buffalo Bills in the 2015 NFL Draft.

CAREER TRANSACTIONS: Signed by Buffalo as a draft choice 5/9/15; Traded from Buffalo to Philadelphia 8/11/17; Re-signed by Philadelphia 3/15/19; Signed by Washington as an unrestricted free agent 3/30/19; Signed by Denver as an unrestricted free agent 3/17/21.



2021: Darby, who was signed by the Broncos as an unrestricted free agent on March 17, tallied 53 tackles (42 solo) and six passes defended in 11 games played (all starts)... Made his Broncos debut in Week 1, recording six solo tackles and one pass defended at NYG (9/12)... Spent Weeks 2-4 on injured reserve and was inactive in Week 5 after being activated from injured reserve on Oct. 9... Posted five tackles (4 solo) in his return to action vs. L.V. (10/17)... Recorded a season-high eight tackles (6 solo) at Cle. (10/21)... Tallied seven tackles (5 solo) vs. Was. (10/31)... Posted three tackles (1 solo) and one pass defended at Dal. (11/7)... Recorded a season-high-tying eight tackles (5 solo) vs. Phi. (11/14)... Registered six tackles (5 solo) and one pass defended at L.V. (12/6)... Missed the final two games of the season and was placed on injured reserve (shoulder) on Jan. 7.

2020: Darby started all 16 regular-season games and one postseason contest with the Washington Football Team, totaling 55 tackles (43 solo), 16 passes defended and one fumble recovery... Posted the fifth-most passes defended (16) in the NFL... Helped WFT rank second in total defense (304.6 ypg) and passing defense (191.8 ypg)... Tallied four tackles (2 solo) and one pass defended in the season opener vs. Phi. (9/13)... Had five tackles (4 solo) and one pass defended vs. LAR (10/11)... Collected a season-high seven defensive stops (6 solo) vs. NYG (11/8)... Tallied six tackles (5 solo), tied his career high with four passes defended and nabbed his first career fumble recovery vs. Cin. (11/22)... Notched two pass breakups to go with two solo tackles at Dal. (11/26)... Had two passes defended and two tackles (1 solo) at S.F. (12/13)... Registered three passes defended accompanied by three tackles (2 solo) vs. Car. (12/27)... Recorded five tackles (2 solo) and one pass breakup in Washington's wild card game vs. T.B. (1/9).

2019: Darby saw action in 11 games (all starts) with Philadelphia, collecting 37 tackles (34 solo), two interceptions (29 yds.) and 11 passes defended... Tallied five solo tackles and two passes defended vs. Was. (9/8)... Collected first interception of the season (13 yds.) and added three tackles (2 solo) and three passes defended at Atl. (9/15)... Registered six solo tackles vs. Det. (09/22)... Inactive in Weeks 4-7... Tallied two solo tackles and one pass defended at Buf. (10/27)... Registered five solo tackles and two passes defended vs. N.E. (11/17)... Tallied four solo tackles and one pass defended vs. Sea. (11/24)... Registered three solo tackles, one interception (16 yds.) and one pass defended at Mia. (12/1)... Added five tackles (4 solo) vs. NYG (12/9)... Tallied two tackles (1 solo) and one pass defended at Was. (12/15)... Placed on injured reserve (hip flexor) on Dec. 24.

2018: Darby started all nine games he appeared in during his second season with the Eagles and recorded 43 tackles (39 solo), one interception (16 yds.) and 12 passes defended... Posted six tackles (5 solo) and three passes defended vs. Atl. (9/6)... Tallied a season-high eight tackles and one pass defended to go with his first interception of the season (16 yds.) at T.B. (9/16)... Had a season-high-tying eight defensive stops and added one pass defended at Ten. (9/30)... Tied career high with four passes defended and had two solo tackles at NYG (10/11)... Registered four tackles (3 solo) and three pass breakups at Car. (10/21)... Notched five tackles (3 solo) vs. Dal. (11/11)... Placed on injured reserve (knee) on Nov. 17 and missed the final seven games of the season.

2017: Darby, who was traded from Buffalo to Philadelphia on Aug. 11, saw action in eight regular-season games (7 starts) and three postseason contests (all starts) with the Eagles... Recorded 34 tackles (30 solo), a career-high three interceptions (42 yds.) and nine passes defended... Missed Weeks 2-9 due to injury... Nabbed season-high eight solo tackles, one interception (5 yds.) and two passes defended at Dal. (11/19)... Tallied five solo tackles vs. Chi. (11/26)... Posted two passes defended to go with three tackles (2 solo) at Sea. (12/3)... Had six solo tackles at LAR (12/10)... Registered five solo tackles, one interception (37 yds.), and season-high three passes defended at NYG (12/17)... Notched six tackles (three solo), one interception and one pass defense vs. Oak. (12/25)... Added one pass defense in the season finale vs. Dal. (12/31)... Totaled 18 tackles (16 solo) and six passes defended in Philadelphia's three postseason contests en route to the team winning Super Bowl LII... Recorded seven solo tackles and one pass defense in the divisional round vs. Atl. (1/13)... Nabbed seven tackles (5 solo) and three passes defended in the NFC Championship Game vs. Min. (1/21)... Added four tackles and two passes defended in the Eagles' Super Bowl LII-winning effort against N.E. (2/4).

2016: Darby set a career-high with 69 tackles (60 solo) and added 12 passes defended in 14 games played (all starts) with Buffalo... Had seven solo tackles and two passes defended in the season opener at Bal. (9/11)... Recorded six tackles (5 solo) to go along with three passes defended vs. NYJ (9/15)... Added three tackles (2 solo) and one pass defended at N.E. (10/2)... Posted six solo tackles at LAR (10/9)... Collected eight solo tackles at Mia. (10/23)... Nabbed one pass defended in three consecutive games (10/30 vs. N.E.; 11/7 at Sea.; 11/20 at Cin.)... Tied career high with 10 tackles (7 solo) vs. Pit. (12/11)... Garnered five tackles (4 solo) and two passes defended vs. Mia. (12/24)... Tallied four solo tackles in the season finale at NYJ (1/1).

DARBY AMONG LEAGUE LEADERS IN PASSES DEFENSED SINCE 2015

MOST OVERALL (REG. + POST.) PASSES DEFENSED, 2015-PRES., NFL

Player	Pos.	Team	PD	GP
1. Darius Slay	CB	Det./Phi.	98	107
2. Stephon Gilmore	CB	Buf./N.E./Car.	95	98
3. Marcus Peters	CB	K.C./LAR/Bal.	95	101
4. Ronald Darby	CB	Buf./Phi./Was./Den.	94	88
5. Janoris Jenkins	CB	STL/NYG/N.O./Ten.	93	102

2015: Darby, who was selected by the Bills in the second round (50th overall) of the 2015 NFL Draft, started all 15 games he appeared in during his rookie season... Recorded 68 tackles (61 solo), two interceptions (48 yds.) and a career-high 21 passes defended... Made his first career NFL start and posted six tackles (5 solo), one interception (27 yds.) and two passes defended vs. Ind. (9/13)... Tallied four solo tackles and two passes defended vs. N.E. (9/20)... Registered five tackles (4 solo), one interception (21 yds.) and a career-high four passes defended at Mia. (9/27)... Posted four solo tackles and three passes defended vs. NYG (10/4)... Had six solo tackles vs. Cin. (10/18)... Added five tackles (3 solo) and three passes defended at Jac. (10/25)... Set career-high with 10 defensive stops and added a pass defended at Mia. (11/8)... Nabbed three pass breakups to go with three solo tackles at NYJ (11/12)... Notched seven tackles (6 solo) vs. Hou. (12/6)... Totaled four solo tackles and two passes defended at Phi. (12/13).

COLLEGE: Darby played collegiately at Florida State University from 2012-14, where he finished with 79 tackles and 16 passes defended over 42 career games (23 starts)... Captured the ACC Defensive Rookie of the Year honors in 2012... Allowed just nine completions and zero touchdowns on 27 targets during the Seminoles 2013 National Championship season... Started all 14 games at cornerback in 2014... Registered a career-high 43 tackles to go along with four pass breakups and one forced fumble... Made nine starts in 2013 and played in all 14 games as a key member of the nation's No. 1 pass defense (156.6 ypg)... Appeared in all 14 games in 2012 and tied for the team lead with eight pass deflections.

PERSONAL: Darby attended Potomac (Maryland) High School, where he not only excelled on the gridiron, but was a high school track star... Was a member of the USA medley relay team that brought home a gold medal from the 2011 World Youth Championships in France... Majored in social science at FSU... Ronald Darby was born on Jan. 2, 1994, in Oxon Hill, Md.

DARBY'S REGULAR SEASON RECORD

Year	Club	G	S	UT	A	TT	S-Yds.	I-Yds.	PD	FF	FR	TD-Int.	TD-FR	S	Pts.
2015	Buffalo	15	15	61	7	68	0-0	2-48	21	0	0	0	0	0	0
2016	Buffalo	14	14	60	9	69	0-0	0-0	12	0	0	0	0	0	0
2017	Philadelphia	8	7	30	4	34	0-0	3-42	9	0	0	0	0	0	0
2018	Philadelphia	9	9	39	4	43	0-0	1-16	12	0	0	0	0	0	0
2019	Philadelphia	11	11	34	3	37	0-0	2-29	11	0	0	0	0	0	0
2020	Washington	16	16	43	12	55	0-0	0-0	16	0	1	0	0	0	0
2021	Denver	11	11	42	11	53	0-0	0-0	6	0	0	0	0	0	0
CAREER TOTALS		84	83	309	50	359	0-0	8-135	87	0	1	0	0	0	0

DARBY'S POSTSEASON RECORD

Year	Club	G	S	UT	A	TT	S-Yds.	I-Yds.	PD	FF	FR	TD-Int.	TD-FR	S	Pts.
2017	Philadelphia	3	3	16	2	18	0-0	0-0	6	0	0	0	0	0	0
2020	Washington	1	1	2	3	5	0-0	0-0	1	0	0	0	0	0	0
CAREER TOTALS		4	4	18	5	23	0-0	0-0	7	0	0	0	0	0	0

DARBY'S SINGLE GAME HIGHS

(Postseason in parentheses)

Tackles — 10, twice, last vs. Pittsburgh, 12/11/16 (7, twice, last vs. Minnesota, 1/21/18). **Interceptions** — 1, eight times, last at Miami, 12/1/19 (none). **Interception return yards** — 37, at N.Y. Giants, 12/17/17 (none). **Passes defended** — 4, 3x, last vs. Cincinnati, 11/22/20 (3, vs. Minnesota, 1/21/18). **Fumble Recoveries** — 1, vs. Cincinnati, 11/22/20 (none).

RONALD DARBY'S CAREER GAME-BY-GAME

(Victories asterisked)

2015 BUFFALO (8-8)		TACKLES									
Date	Opponent	P/S	UT	A	TT	S-Yds.	I-Yds.	PD	FF	FR	
Sept 13	vs. Indianapolis*	S	5	1	6	0-0	1-27	2	0	0	
Sept 20	vs. New England	S	4	0	4	0-0	0-0	2	0	0	
Sept 27	at Miami*	S	4	1	5	0-0	1-21	4	0	0	
Oct 4	vs. N.Y. Giants	S	4	0	4	0-0	0-0	3	0	0	
Oct 11	at Tennessee*	S	4	0	4	0-0	0-0	0	0	0	
Oct 18	vs. Cincinnati	S	6	0	6	0-0	0-0	0	0	0	
Oct 25	at Jacksonville	S	3	2	5	0-0	0-0	3	0	0	
Nov 8	vs. Miami*	S	10	0	10	0-0	0-0	1	0	0	
Nov 12	at N.Y. Jets*	S	3	0	3	0-0	0-0	3	0	0	
Nov 23	at New England	S	2	1	3	0-0	0-0	0	0	0	
Nov 29	at Kansas City	S	2	1	3	0-0	0-0	1	0	0	
Dec 6	vs. Houston*	S	6	1	7	0-0	0-0	0	0	0	
Dec 13	at Philadelphia	S	4	0	4	0-0	0-0	2	0	0	
Dec 20	at Washington	S	4	0	4	0-0	0-0	0	0	0	
Dec 27	vs. Dallas*	INACTIVE									
Jan 3	vs. N.Y. Jets*	S	0	0	0	0-0	0-0	0	0	0	
Season Totals			15/15	61	7	68	0-0	2-48	21	0	0

2016 BUFFALO (7-9) TACKLES											
Date	Opponent	P/S	UT	A	TT	S-Yds.	I-Yds.	PD	FF	FR	
Sept 11	at Baltimore	S	7	0	7	0-0	0-0	2	0	0	
Sept 15	vs. N.Y. Jets	S	5	1	6	0-0	0-0	3	0	0	
Sept 25	vs. Arizona*					INACTIVE					
Oct 2	at New England*	S	2	1	3	0-0	0-0	1	0	0	
Oct 9	at L.A. Rams*	S	6	0	6	0-0	0-0	0	0	0	
Oct 16	vs. San Francisco*	S	3	0	3	0-0	0-0	1	0	0	
Oct 23	at Miami	S	8	0	8	0-0	0-0	0	0	0	
Oct 30	vs. New England	S	3	0	3	0-0	0-0	1	0	0	
Nov 7	at Seattle	S	1	1	2	0-0	0-0	1	0	0	
Nov 20	at Cincinnati*	S	2	2	4	0-0	0-0	1	0	0	
Nov 27	vs. Jacksonville*	S	4	0	4	0-0	0-0	0	0	0	
Dec 4	at Oakland					INACTIVE					
Dec 11	vs. Pittsburgh	S	7	3	10	0-0	0-0	0	0	0	
Dec 18	vs. Cleveland*	S	4	0	4	0-0	0-0	0	0	0	
Dec 24	vs. Miami	S	4	1	5	0-0	0-0	2	0	0	
Jan 1	at N.Y. Jets	S	4	0	4	0-0	0-0	0	0	0	
Season Totals			14/14	60	9	69	0-0	0-0	12	0	0

2017 PHILADELPHIA (13-3) TACKLES											
Date	Opponent	P/S	UT	A	TT	S-Yds.	I-Yds.	PD	FF	FR	
Sept 10	at Washington*	S	1	0	1	0-0	0-0	0	0	0	
Games 2-9						INACTIVE					
Nov 19	at Dallas*	S	8	0	8	0-0	1-5	2	0	0	
Nov 26	vs. Chicago*	S	5	0	5	0-0	0-0	0	0	0	
Dec 3	at Seattle	S	2	1	3	0-0	0-0	2	0	0	
Dec 10	at L.A. Rams*	S	6	0	6	0-0	0-0	0	0	0	
Dec 17	at N.Y. Giants*	S	5	0	5	0-0	1-37	3	0	0	
Dec 25	vs. Oakland*	S	3	3	6	0-0	1-0	1	0	0	
Dec 31	vs. Dallas	P	0	0	0	0-0	0-0	1	0	0	
Season Totals			9/9	39	4	43	0-0	1-16	9	0	0
Jan 13	vs. Atlanta**	S	7	0	7	0-0	0-0	1	0	0	
Jan 21	vs. Minnesota*#	S	5	2	7	0-0	0-0	3	0	0	
Feb 4	at New England*\$	S	4	0	4	0-0	0-0	2	0	0	
Postseason Totals			3/3	16	2	18	0-0	0-0	6	0	0

*NFC Divisional Playoff Game; #NFC Championship Game; \$Super Bowl LII

2018 PHILADELPHIA (9-7) TACKLES											
Date	Opponent	P/S	UT	A	TT	S-Yds.	I-Yds.	PD	FF	FR	
Sept 6	vs. Atlanta*	S	5	1	6	0-0	0-0	3	0	0	
Sept 16	at Tampa Bay	S	8	0	8	0-0	1-16	1	0	0	
Sept 23	vs. Indianapolis*	S	2	0	2	0-0	0-0	0	0	0	
Sept 30	at Tennessee	S	8	0	8	0-0	0-0	1	0	0	
Oct 7	vs. Minnesota	S	4	0	4	0-0	0-0	0	0	0	
Oct 11	at N.Y. Giants*	S	2	0	2	0-0	0-0	4	0	0	
Oct 21	vs. Carolina	S	4	0	4	0-0	0-0	3	0	0	
Oct 28	at Jacksonville*	S	3	1	4	0-0	0-0	0	0	0	
Nov 11	vs. Dallas	S	3	2	5	0-0	0-0	0	0	0	
PLACED ON INJURED RESERVE (KNEE) ON NOV. 17											
Season Totals			9/9	39	4	43	0-0	1-16	12	0	0

2019 PHILADELPHIA (9-7) TACKLES											
Date	Opponent	P/S	UT	A	TT	S-Yds.	I-Yds.	PD	FF	FR	
Sept 8	vs. Washington*	S	5	0	5	0-0	0-0	2	0	0	
Sept 15	at Atlanta*	S	2	1	3	0-0	1-13	3	0	0	
Sept 22	vs. Detroit	S	6	0	6	0-0	0-0	0	0	0	
Games 4-7						INACTIVE					
Oct 27	at Buffalo*	S	2	0	2	0-0	0-0	1	0	0	
Nov 3	vs. Chicago*	S	1	0	1	0-0	0-0	0	0	0	
Nov 17	vs. New England	S	5	0	5	0-0	0-0	2	0	0	
Nov 24	vs. Seattle	S	4	0	4	0-0	0-0	1	0	0	
Dec 1	at Miami	S	3	0	3	0-0	1-16	1	0	0	
Dec 9	vs. N.Y. Giants*	S	4	1	5	0-0	0-0	0	0	0	
Dec 15	at Washington*	S	1	1	2	0-0	0-0	1	0	0	
Dec 22	vs. Dallas*	S	1	0	1	0-0	0-0	0	0	0	
PLACED ON INJURED RESERVE (HIP) ON DEC. 24											
Season Totals			11/11	34	3	37	0-0	2-29	11	0	0

DID YOU KNOW?

The Broncos in 2015 were a combined 11-3 (.786) in games decided by seven points or less with their 11 such wins representing the most in NFL history in a single season (including playoffs).

2020 WASHINGTON (7-9)		TACKLES								
Date	Opponent	P/S	UT	A	TT	S-Yds.	I-Yds.	PD	FF	FR
Sept 13	vs. Philadelphia*	S	2	2	4	0-0	0-0	1	0	0
Sept 20	at Arizona	S	3	0	3	0-0	0-0	0	0	0
Sept 27	at Cleveland	S	2	2	4	0-0	0-0	0	0	0
Oct 4	vs. Baltimore	S	2	1	3	0-0	0-0	0	0	0
Oct 11	vs. L.A. Rams	S	4	1	5	0-0	0-0	1	0	0
Oct 18	at N.Y. Giants	S	1	0	1	0-0	0-0	0	0	0
Oct 25	vs. Dallas*	S	4	1	5	0-0	0-0	1	0	0
Nov 8	vs. N.Y. Giants	S	6	1	7	0-0	0-0	0	0	0
Nov 15	at Detroit	S	3	0	3	0-0	0-0	0	0	0
Nov 22	vs. Cincinnati*	S	5	1	6	0-0	0-0	4	0	1
Nov 26	at Dallas*	S	2	0	2	0-0	0-0	2	0	0
Dec 7	at Pittsburgh*	S	3	0	3	0-0	0-0	1	0	0
Dec 13	at San Francisco*	S	1	1	2	0-0	0-0	2	0	0
Dec 20	vs. Seattle	S	3	1	4	0-0	0-0	0	0	0
Dec 27	vs. Carolina	S	2	1	3	0-0	0-0	3	0	0
Jan 3	at Philadelphia*	S	0	0	0	0-0	0-0	1	0	0
Season Totals		16/16	43	12	55	0-0	0-0	16	0	1
Jan 9	vs. Tampa Bay§	S	2	3	5	0-0	0-0	1	0	0
Postseason Totals		1/1	2	3	5	0-0	0-0	1	0	0

§NFL Wild Card Game

2021 DENVER (7-10)		TACKLES								
Date	Opponent	P/S	UT	A	TT	S-Yds.	I-Yds.	PD	FF	FR
Sept 12	at N.Y. Giants*	S	6	0	6	0-0	0-0	1	0	0
Games 2-4										
Oct 10	at Pittsburgh									
Oct 17	vs Las Vegas	S	4	1	5	0-0	0-0	0	0	0
Oct 21	at Cleveland	S	6	2	8	0-0	0-0	0	0	0
Oct 31	vs Washington*	S	5	2	7	0-0	0-0	0	0	0
Nov 7	at Dallas*	S	1	2	3	0-0	0-0	1	0	0
Nov 14	vs Philadelphia	S	5	3	8	0-0	0-0	0	0	0
Nov 28	vs L.A. Chargers*	S	2	3	10	0-0	0-0	1	0	0
Dec 5	at Kansas City	S	2	0	2	0-0	0-0	0	0	0
Dec 12	vs Detroit*	S	4	0	4	0-0	0-0	1	0	0
Dec 19	vs Cincinnati	S	2	0	2	0-0	0-0	1	0	0
Dec 26	at Las Vegas	S	5	1	6	0-0	0-0	1	0	0
Jan 2	at L.A. Chargers									
Jan 8	vs. Kansas City									
Season Totals		11/11	42	11	53	0-0	0-0	6	0	0



CAMERON FLEMING 73

TACKLE

6-6 • 325 • 9TH YR. • STANFORD

BORN: Sept. 3, 1992, in Fort Hood, Texas

HIGH SCHOOL: Cypress Creek High School, Houston

ACQUIRED: Unrestricted Free Agent, 2022

NFL YEAR: 9th • **YEAR WITH BRONCOS:** 2nd

NFL GAMES PLAYED/STARTED: 96/46 • **POSTSEASON GP/GS:** 11/2

FLEMING AT A GLANCE:

- A ninth-year tackle who has played 96 career regular-season games (46 starts) and 11 postseason contests (2 starts) during his first eight NFL seasons with New England (2014-17), Dallas (2018-19) and N.Y. Giants (2020).
- Made five appearances (4 starts at RT) in his first season with Denver, totaling 285 offensive snaps.
- Started all 16 games (all at RT) with the Giants in 2020, playing a career-high 911 (89.9%) offensive snaps.
- Saw action in 28 games (6 starts) and played a combined 491 offensive plays during his two seasons with the Cowboys (2018-19).
- Played four seasons (2014-17) with the Patriots, appearing in 47 regular-season games (20 starts) and nine postseason contests (2 starts) while starting at least 12 games from 2015-17.

- Was a member of New England's Super Bowl LI-winning team in 2016.
- Logged three collegiate seasons (2011-13) at Stanford, playing 42 games while earning second team All-Pac 12 honors during his senior season in 2013.
- Selected by the Patriots in the fourth round (140th overall) of the 2014 NFL Draft.
- Signed by the Broncos as an unrestricted free agent on May 20, 2021.

CAREER TRANSACTIONS: Signed by New England as a draft choice 5/15/14... Waived by New England 9/6/15... Signed by New England (practice squad) 9/8/15... Signed by New England 4/10/17... Signed by Dallas 3/26/18... Signed by N.Y. Giants 3/18/20... Signed by Denver 5/20/21... Re-signed by Denver 7/27/22.



2021: Fleming made five appearances (4 starts at RT) in his first season with Denver, totaling 285 offensive snaps.

2020: Fleming started all 16 games (all at RT) with the Giants, playing a career-high 911 (89.9%) offensive snaps.

2019: Fleming played 14 games (3 starts) with the Cowboys... Blocked for an offense that ranked second in net passing yards per game (296.9) while averaging the fifth-most rushing yards (134.6) per contest.

2018: Fleming saw action in 14 games (3 starts) with Dallas... Tied his career best with 1.5 sacks allowed... Appeared in both of the Cowboys' playoff contests.

2017: Fleming played 12 regular-season games (6 starts) and three postseason contests (2 starts) with New England... Reached the Super Bowl for the second-consecutive season.

2016: Fleming saw action in all 16 regular-season games (5 starts) and three postseason contests with the Patriots... Was a member of the Patriots Super Bowl LI-winning team... Was part of a team that ranked fourth in net passing yards per game (269.3) and seventh in rushing yards per contest (117.0)... Accumulated just one penalty and allowed zero sacks in 283 offensive plays.

2015: Fleming started 7-of-12 games played with New England.

2014: Selected by the Patriots in the fourth round (140th overall) of the 2014 NFL Draft, Fleming appeared in seven games (2 starts)... Made his first career start at Minnesota (9/14).

COLLEGE: Fleming saw action in 42 games during his collegiate career at Stanford University (2011-13)... Earned All-Pac 12 second team honors during his senior season... Was part of one of the top offensive lines in the nation in 2013, ranking 11th in sacks allowed per game (1.14) and 22nd in rushing offense (207.4 ypg).

PERSONAL: Fleming attended Cypress Creek High School in Houston, where he earned three varsity letters... Was a two-time unanimous first team Texas 15-5A all-district honoree... Named to the 2009 Texas Super Team first team after anchoring an offensive line that averaged 40 points and 420 yards of total offense... Cameron Fleming was born on Sept. 3, 1992 in Fort Hood, Texas.

FLEMING'S REGULAR SEASON RECORD

Year	Club	G	S
2014	New England	7	2
2015	New England	12	7
2016	New England	16	5
2017	New England	12	6
2018	Dallas	14	3
2019	Dallas	14	3
2020	N.Y. Giants	16	16
2021	Denver	5	4
CAREER TOTALS		96	46

ADDITIONAL STATISTICS: *Miscellaneous tackles — 2015 (1), 2020 (1), TOTAL (2).*

FLEMING'S POSTSEASON RECORD

Year	Club	G	S
2014	New England	2	0
2015	New England	1	0
2016	New England	3	0
2017	New England	3	2
2018	Dallas	2	0
CAREER TOTALS		11	2

Did You Know?

The Broncos in 2015 earned wins against the 6-0 Packers (Week 8) and 10-0 Patriots (Week 12) to become the first team since the 2004 Steelers to beat two teams with 6-0 or better records in the same season.



TRAVIS FULGHAM

15

WIDE RECEIVER



6-2 • 215 • 4TH YR. • OLD DOMINION
BORN: Sept. 13, 1995, in Ashburn, Va.
HIGH SCHOOL: Broad Run (Va.) High School
ACQUIRED: Free Agent, 2022
NFL YEAR: 4th • **YEAR WITH BRONCOS:** 2nd
NFL GAMES PLAYED/STARTED: 17/8

FULGHAM AT A GLANCE:

- A fourth-year wide receiver who has appeared in 17 games (8 starts) with Detroit (2019), Philadelphia (2020) and Denver (2021).
- Caught 38 passes for 539 yards (14.2 avg.) and four touchdowns in 13 games during the 2020 season with the Eagles.
- Became the second Old Dominion player to be chosen in the NFL Draft after totaling 2,044 yards and 18 touchdowns on 128 receptions in 47 games after originally joining the team as a walk-on.
- Named second-team All-Conference USA during his senior season when he led the conference with 1,083 receiving yards and also brought in nine touchdowns on 62 receptions.
- Attended Broad Run (Va.) High School and played only two seasons of football.
- Signed by the Broncos as a free agent on Jan. 10, 2022.

CAREER TRANSACTIONS: Signed by Detroit as a draft choice 5/14/19; Waived by Detroit 9/26/19; Signed by Detroit (practice squad) 9/28/19; Signed by Detroit (active roster) 12/12/19; Waived by Detroit 8/9/20; Claimed off waivers by Green Bay 8/10/20; Waived by Green Bay 8/19/20; Claimed off waivers by Philadelphia 8/20/20; Waived by Philadelphia 9/3/20; Signed by Philadelphia (practice squad) 9/6/20; Signed by Philadelphia (active roster) 10/3/20; Waived by Philadelphia 8/31/21; Signed by Philadelphia (practice squad) 9/1/21; Released by Philadelphia 10/11/21; Signed by Miami (practice squad) 10/12/21; Released by Miami 12/13/21; Signed by Denver (practice squad) 12/15/21; Signed by Denver 1/10/22.



2021: Fulgham appeared in one game with the Broncos after spending time competing on practice squads with Philadelphia (Weeks 1-5), Miami (Weeks 6-13) and Denver (Weeks 15-16, 18).

2020: Fulgham appeared in 13 games (8 starts) with Philadelphia, recording 38 catches for 538 yards (14.2 avg.) and 4 touchdowns, after spending Weeks 1-3 competing on their practice squad... Posted 57 yards on two catches (28.5 avg.), including a 42-yard touchdown grab in the fourth quarter, in a win at S.F. (10/4)... Tallied career highs with 152 yards and 10 catches (15.2 avg.) along with one touchdown at Pit (10/11)... Produced 75 yards and one touchdown on six catches (12.5 avg.) vs. Bal. (10/18)... Caught five passes for 73 yards (14.6 avg.) vs. NYG (10/22)... Collected six passes for 78 yards (13.0 avg.) and one touchdown vs. Dal. (11/1).

2019: Fulgham, who entered the NFL with Detroit as a sixth-round draft selection, played 3 games with the Lions after competing on the practice squad for most of the season.

COLLEGE: Fulgham, who originally joined Old Dominion as a walk-on, became just the second player all-time from the school to be selected in the NFL Draft after posting 2,044 yards and 18 touchdowns on 128 receptions (16.0 avg.) in 47 games... Named second-team All-Conference USA during his senior season after leading the conference in receiving yards (1,083) and receiving average (17.2) while also tallying nine touchdowns.

PERSONAL: Fulgham attended Broad Run High School in Ashburn, Va., playing only two years of high school football... The son of Foreign Service officers, spent most of his childhood abroad before his family settled in Ashburn... Travis Fulgham was born on Sept. 13, 1995.

FULGHAM'S REGULAR SEASON RECORD

Year	Club	RECEIVING							SCORING					
		G	S	No.	Yds.	Avg.	LG	TD	TD	TDr	TDp	TDrt	2pt	Pts.
2019	Detroit	3	0	0	0	—	—	0	0	0	0	0	0	0
2020	Philadelphia	13	8	38	539	14.2	42	4	4	0	0	0	0	24
2021	Denver	1	0	0	0	—	—	0	0	0	0	0	0	0
CAREER TOTALS		17	8	38	539	14.2	42	4	4	0	0	0	0	24

ADDITIONAL STATISTICS: Fumble Recoveries — 2020 (1), TOTAL (1).

TRAVIS FULGHAM'S CAREER GAME-BY-GAME

(Victories asterisked)

2019 DETROIT (3-12-1)		RECEIVING						SCORING	
Date	Opponent	P/S	No.	Yds.	Avg.	LG	TD	2pt.	Pts.
Weeks 1-3	INACTIVE								
WAIVED BY DETROIT ON SEPT. 26 / SIGNED BY DETROIT (PRACTICE SQUAD) ON SEPT. 28									
Weeks 4-13	PRACTICE SQUAD								
SIGNED BY DETROIT (ACTIVE ROSTER) ON DEC. 12									
Dec 15	vs. Tampa Bay	P	0	0	—	—	0	0	0
Dec 22	at Denver	P	0	0	—	—	0	0	0
Dec 29	vs. Green Bay	P	0	0	—	—	0	0	0
Season Totals		3/0	0	0	—	—	0	0	0

2020 PHILADELPHIA (4-11-1)		RECEIVING						SCORING	
Date	Opponent	P/S	No.	Yds.	Avg.	LG	TD	2pt.	Pts.
Weeks 1-3	PRACTICE SQUAD								
SIGNED BY PHILADELPHIA (ACTIVE ROSTER) ON OCT. 10									
Oct 4	at San Francisco*	S	2	57	28.5	42t	1	0	6
Oct 11	at Pittsburgh	S	10	152	15.2	31	1	0	6
Oct 18	vs. Baltimore	S	6	75	12.5	19	1	0	6
Oct 22	vs. N.Y. Giants*	S	5	73	14.6	40	0	0	0
Nov 1	vs. Dallas*	S	6	78	13.0	32	1	0	6
Nov 15	at N.Y. Giants	S	1	8	8.0	8	0	0	0
Nov 22	at Cleveland	S	1	8	8.0	8	0	0	0
Nov 30	vs. Seattle	P	2	16	8.0	11	0	0	0
Dec 6	at Green Bay	P	0	0	—	—	0	0	0
Dec 13	vs. New Orleans*	P	0	0	—	—	0	0	0
Dec 20	at Arizona	P	2	30	15.0	18	0	0	0
Dec 27	at Dallas	P	2	27	13.5	19	0	0	0
Jan 3	vs. Washington	P	1	15	15.0	15	0	0	0
Season Totals		13/8	38	539	14.2	42	4	0	24

2021 PHI (9-8) / MIA (9-8) / DEN (7-10)		RECEIVING						SCORING	
Date	Opponent	P/S	No.	Yds.	Avg.	LG	TD	2pt.	Pts.
Weeks 1-5	PRACTICE SQUAD								
RELEASED BY PHILADELPHIA ON OCT. 11 / SIGNED BY MIAMI (PRACTICE SQUAD) ON OCT. 12									
Weeks 6-13	PRACTICE SQUAD								
RELEASED BY MIAMI ON DEC. 13 / SIGNED BY DENVER (PRACTICE SQUAD) ON OCT. 15									
Weeks 15-16	PRACTICE SQUAD								
ELEVATED AS COVID-19 REPLACEMENT BY DENVER ON DEC. 31									
Jan 2	at L.A. Chargers	P	0	0	—	—	0	0	0
Week 18	PRACTICE SQUAD								
Season Totals		1/0	0	0	—	—	0	0	0



GRAHAM GLASGOW

61

GUARD



6-6 • 310 • 7th Yr. • MICHIGAN

BORN: Aug. 19, 1992, in Aurora, Ill.

HIGH SCHOOL: Marmion Academy, Aurora, Ill.

ACQUIRED: Unrestricted Free Agent, 2020

NFL YEAR: 7th • **YEAR WITH BRONCOS:** 3rd

NFL GAMES PLAYED/STARTED: 82/78 • **POSTSEASON GP/GS:** 1/0

GLASGOW AT A GLANCE:

- A seventh-year guard who has played 82 regular-season games (78 starts) and one postseason contest with Detroit (2016-19) and Denver (2020-21).
- Logged 384 offensive snaps and started all seven games he appeared in for the Broncos in 2021.
- Opened all 13 games played with Denver in 2020.
- Started 15 games (14 at RG; 1 at C) in his fourth season with Detroit in 2019.
- Was one-of-eight NFL interior offensive linemen to not allow a sack (Pro Football Focus, min. 700 snaps) and was called for just three penalties in 2019.
- Was a four-year starter at Michigan after beginning his collegiate career as a walk-on.
- Selected by the Lions in the third round (95th overall) of the 2016 NFL Draft.

- Signed by the Broncos as an unrestricted free agent (Detroit) on March 18, 2020.

CAREER TRANSACTIONS: Signed by Detroit as a draft choice 5/6/16; Signed by Denver as an unrestricted free agent 3/18/20.



2021: Glasgow started all seven games played at right guard, logging 384 offensive snaps... Missed the final nine weeks of the season after being placed on injured reserve (ankle) on Nov. 9.

2020: Glasgow, who was signed by Denver as an unrestricted free agent on March 18, appeared in 13 games with the Broncos, starting each contest at right guard... Surrendered just two sacks for the third consecutive season... Made his Broncos debut vs. Ten. (9/14).

2019: Glasgow started 14-of-15 games played at right guard and one at center for Detroit... Was one of eight NFL interior offensive linemen to not allow a sack (Pro Football Focus, min. 700 snaps).

2018: Glasgow started all 16 games played at center for Detroit.

2017: Glasgow started all 16 games played with the Lions at both left guard and center.

2016: Selected by Detroit in the third round (95th overall) of the 2016 NFL draft, Glasgow appeared in 15 games (11 starts) with the Lions as a rookie... Made his first career start vs. LAR (10/16), and began the game at left guard... Started at center in games 13-16.

COLLEGE: Glasgow appeared in 42 games (37 starts) during his collegiate career at the University of Michigan... Joined the team as a walk-on in 2011, earning a scholarship in the spring of 2013... Was a four-year letterman and earned Academic All-Big Ten honors in three seasons (2013-15)... Was awarded 2015 All-Big Ten honorable mention and the 2015 Hugh R. Rader Memorial Trophy, which is given to the Michigan's best lineman in his fifth-year senior season.

PERSONAL: Glasgow attended Marmion Academy in Aurora, Ill. where he played offensive tackle... Brother, Ryan, is a defensive tackle for the Saints... Brother, Jordan, is a linebacker for the Colts... Graham Glasgow (pronounced: GLASS-gow) was born on Aug. 19, 1992 in Aurora, Ill.

GLASGOW'S REGULAR SEASON RECORD

Year	Club	G	S
2016	Detroit	15	11
2017	Detroit	16	16
2018	Detroit	16	16
2019	Detroit	15	15
2020	Denver	13	13
2021	Denver	7	7
CAREER TOTALS		82	78

ADDITIONAL STATISTICS: Miscellaneous tackles — 2017 (4), 2020 (3), TOTAL (7). Miscellaneous FR — 2020 (1), TOTAL (1).

GLASGOW'S POSTSEASON RECORD

Year	Club	G	S
2016	Detroit	1	1
CAREER TOTALS		1	1



MELVIN GORDON III

25

RUNNING BACK

6-1 • 215 • 8TH YR. • WISCONSIN

BORN: April 13, 1993, in Kenosha, Wisc.

HIGH SCHOOL: Bradford High School, Kenosha, Wisc.

ACQUIRED: Unrestricted Free Agent (Los Angeles Chargers), 2020

NFL YEAR: 8th • **YEAR WITH BRONCOS:** 3rd

NFL GAMES PLAYED/STARTED: 98/89 • **POSTSEASON GP/GS:** 2/2



GORDON AT A GLANCE:

- An eighth-year running back and two-time Pro Bowl selection (2016, '18) who has played 98 career regular-season games (89 starts) and two postseason contests with the Chargers (2015-19) and Broncos (2020-21).

- Totaled 1,477 rushing attempts for 6,144 yards (4.2 avg.) with 53 touchdowns while catching 284 passes for 2,244 yards (7.9 avg.) with 14 receiving scores in his career.

- Recognized as one of three active running backs (Derrick Henry, Ten.; Ezekiel Elliott, Dal.) to accumulate at least 50 rushing touchdowns since entering the NFL in 2015.

25^s TROPHY CASE

Pro Bowls (2).....2016, '18

- Registered the second-most yards from scrimmage (8,388), and ranks third in rushing touchdowns (53) and fourth in offensive touchdowns (67) among active NFL running backs from 2015-21.
- Tallied career totals of over 5,000 rushing yards and 2,000 receiving yards, serving as one of two active running backs to accumulate those number since 2015.
- Opened all 16 games played in 2021, posting 203 rushing attempts for 918 yards (4.5 avg.) with eight touchdowns to go along with 28 catches for 213 yards (7.6 avg.) with two scores.
- Started 10-of-15 games played with the Broncos in 2020, totaling 215 rushing attempts for 986 yards (4.6 avg.) with nine touchdowns to go with 32 receptions for 158 yards (4.9 avg.) with one receiving score.
- Appeared in 12 games (11 starts) in 2019 with the Chargers, finishing the season with 162 rushing attempts for 612 yards (3.8 avg.) with eight touchdowns while catching 42 passes for 296 yards (7.0 avg.) with one score.
- Ranked fifth in scrimmage yards per game (114.6) and gained the second-most scrimmage yards per touch (6.1) during his second Pro Bowl season in 2018.
- Finished the 2018 campaign with a career-best 5.1 yards per carry (885 yards on 175 attempts) to go along with a career-high-tying 10 rushing touchdowns in 12 games (all starts).
- Tallied career highs in rushing yards (1,105) and scrimmage yards (1,581) in 2017, and was one of three running backs (Todd Gurley, LAR; Mark Ingram, N.O.) to record at least 1,100 rushing yards, 1,500 yards from scrimmage and 12 total touchdowns.
- Recorded the FBS record for career rushing average with 7.79 yards per carry to go along with 4,915 career rushing yards and 45 rushing touchdowns, while being the Heisman Trophy runner-up at the University of Wisconsin in 2014.
- Earned the Doak Walker Award (nation's top running back) and Big Ten Conference Offensive Player of the Year Award as a junior in 2014 after rushing for 2,587 yards, the second-most in FBS History (Barry Sanders – 2,628, 1988).
- Joined the Broncos as an unrestricted free-agent on March 20, 2020.
- Selected by San Diego in the first round (15th overall) of the 2015 NFL Draft.

CAREER TRANSACTIONS: Signed by San Diego as a draft choice 5/15/15; Signed by Denver as an unrestricted free agent 3/20/20.



2021: Gordon III started all 16 games played, accumulating 203 rushes for 918 yards (4.5 avg.) with eight touchdowns to go along with 28 catches for 213 yards (7.6 avg.) with two scores... Collected his 12th career 100-yard game, recording 11 rushes for 101 yards (9.2 avg.) with one touchdown (70-yard rush; second longest of career) at NYG (9/12)... Tallied 18 rushes for 60 yards (3.3 avg.) with one touchdown to go along with one catch for 21 yards vs. NYJ (9/26)... Recorded his first receiving touchdown (13th of career) of the season on an eight-yard catch at Cle. (10/21)... Became the first Bronco since C.J. Anderson in 2017 to record a rushing and receiving touchdown in the same game after tallying a 15-yard receiving touchdown and a seven-yard rushing score vs. Was. (10/31)... Nabbed a touchdown in his third consecutive game, posting 21 rushes for 80 yards (3.8 avg.) with one score and two receptions for 15 yards (7.5 avg.) at Dal. (11/7)... Notched at least one rushing touchdown in his third straight game and tallied at least one offensive score for the fourth consecutive contest, becoming the first Bronco since Phillip Lindsay in 2018 (4; Weeks 11-13) to record a touchdown streak of at least four games vs. Phi. (11/14)... Rushed for 83 yards on 17 carries (4.9 avg.) vs. LAC (11/28)... Recorded season-high 111 yards and two touchdowns on 24 attempts (4.6 avg.) vs.

GORDON III A LEADER IN SCRIMMAGE YARDS

YARDS FROM SCRIMMAGE SINCE 2015, NFL RUNNING BACKS

Player	Rushing	Receiving	Total
1. Ezekiel Elliott	7,386	2,244	9,630
2. Melvin Gordon III	6,144	2,244	8,388
3. Derrick Henry	6,797	846	7,643
4. Alvin Kamara	4,238	3,263	7,501
5. Mark Ingram II	5,452	1,769	7,221

OFFENSIVE TOUCHDOWNS, RUNNING BACKS, 2015-pres.

Player	Rushing	Receiving	Total
1. Ezekiel Elliott	56	12	68
Derrick Henry	65	3	68
Alvin Kamara	47	20	68
4. Melvin Gordon III	53	14	67
5. David Johnson	39	18	58

Det. (12/12)... Talled third 100-yard rushing effort of the season, posting 12 rushes for 110 yards (9.2 avg.) with one touchdown in the season finale vs. K.C. (1/8).

2020: Gordon III, who was signed by Denver as an unrestricted free agent on March 20, started 10-of-15 games played with the Broncos... Finished the season with 215 rushing attempts for 986 yards (4.6 avg.) with nine touchdowns to go with 32 receptions for 158 yards and one receiving score... Collected 78 yards on 15 rushing attempts (5.2 avg.) and one touchdown in his first game with Denver vs. Ten. (9/14)... Recorded two receptions for 14 yards (7.0 avg.) with one touchdown, while collecting 70 yards on 19 rushing attempts (3.7 avg.) at Pit. (9/20)... Notched his 10th career 100-yard rushing game, recorded his 50th career total touchdown, became the eighth active running back to reach 50 total scores, posted 107 rushing yards on 23 carries (4.7 avg.) and had two rushing scores at NYJ (10/1)... Registered his 40th career rushing touchdown on a three-yard run in the fourth quarter vs. K.C. (10/25), and posted 68 yards on 17 rushing attempts (4.0 avg.)... Garnered his second 100-yard rushing performance of the season (11th of his career) and set season highs in rushing yards (131) and longest rush (65) at K.C. (12/6)... Totaled 68 yards on 13 rushing attempts (5.2 avg.) and had a season-long 20-yard reception at Car. (12/13)... Surpassed 5,000 rushing and 2,000 receiving yards in his career, registered third game of the season with multiple rushing scores (10th of his career), had touchdown runs of eight and 10 yards, and collected 61 yards on 11 rushing attempts (5.5 avg.) vs. Buffalo (12/19)... Talled his ninth rushing score of the season and recorded 26 rushes for 93 yards (3.6 avg.) in the season finale vs. L.V. (1/3).

2019: Gordon III started all 12 games played, collecting 612 rushing yards and eight touchdowns on 162 attempts (3.8 avg.), along with 296 receiving yards and one touchdown on 42 receptions (7.0 avg.)... Collected 31 yards and one touchdown on eight rushes (3.9 avg.) at Chi. (10/27)... Rushed 20 times 80 yards (4.0 avg.) with two touchdowns vs. G.B. (11/3)... Totaled 108 rushing yards on 22 attempts (4.9 avg.) with one touchdown and had one catch for 25 yards at Oak. (11/7)... Rushed 12 times for 55 yards (4.6 avg.) with one score and garnered five receptions for 29 yards (5.8 avg.) at Jac. (12/8)... Recorded two rushing touchdowns and had 32 yards on six receptions (5.3 avg.) vs. Oak. (12/22)... Collected 46 yards and one touchdown on 14 carries (3.3 avg.) and had 76 receiving yards on six receptions (12.7 avg.) at K.C. (12/29).

2018: Gordon III started all 12 regular season games played and two postseason contests, earning his second career Pro Bowl honor... Recorded 175 carries for 885 yards (5.1 avg.) and 50 receptions for 490 yards (9.8 avg.) with 14 total touchdowns (10 rush; 4 rec.)... Rushed for 55 yards and two touchdowns on 26 carries and had two receptions for 14 yards (7.0 avg.) in two postseason games... Carried 15 times for 104 yards (6.9 avg.) and registered seven receptions for 55 yards (7.9 avg.) with one touchdown vs. S.F. (9/30)... Carried 18 times for 132 yards (7.3 avg.) with three touchdowns at Cle. (10/14)... Recorded 113 yards on 16 carries (7.1 avg.) with one score at Sea. (11/4)... Collected 93 yards on 18 carries (5.2 avg.) and had 72 yards and a touchdown on five receptions (14.4 avg.) at Oak. (11/11)... Collected 41 yards with one touchdown on 12 rushing attempts (3.4 avg.) vs. Bal. (12/22)... Carried nine times for 15 yards (1.7 avg.) with one touchdown in the AFC Divisional Playoff Game at N.E. (1/13).

2017: Gordon III started all 16 contests, collecting 1,105 yards with eight touchdowns on 284 rushes (3.9 avg.), and had 476 receiving yards with four touchdowns on 58 receptions (8.2 avg.)... Voted AFC Offensive Player of the Week after carrying 20 times for 105 yards (5.3 avg.) and totaling six receptions for 58 yards (9.7 avg.) with two touchdowns at NYG (10/8)... Registered 83 yards on 25 rushing attempts (3.3 avg.) with one score, while posting 67 yards with one touchdown on nine receptions (7.4 avg.) at Oak. (10/15)... Recorded 132 yards with one touchdown on 14 rushing attempts (9.4 avg.) at N.E. (10/29)... Carried 19 times for 81 yards (4.3 avg.) with one touchdown and had three receptions for 47 yards (15.7 avg.) at NYJ (12/24).

2016: Gordon III earned his first career Pro Bowl selection after starting 11-of-13 games played... Rushed 254 times for 997 yards (3.9 avg.) with 10 touchdowns, in addition to posting 41 receptions for 419 yards (10.2 avg.) with two receiving scores... Rushed 14 times for 57 yards (4.1 avg.) with two touchdowns at K.C. (9/11)... Talled 102 yards with one touchdown on 24 carries (4.3 avg.), and added 43 yards on four receptions (10.8 avg.) at Ind. (9/25)... Recorded 36 yards with two scores on 19 carries (1.9 avg.), and had 43 yards on six receptions (7.2 avg.) vs. N.O. (10/2)... Chosen as the AFC Offensive Player of the Week after rushing 32 times for 196 yards (6.1 avg.) with one touchdown, and adding four receptions for 65 yards (16.3 avg.) vs. Ten. (11/6).

2015: Selected by San Diego in the first round (15th overall) of the 2015 NFL Draft, Gordon III started 13-of-14 games played... Recorded 641 yards on 184 carries (3.5 avg.) and 192 yards on 33 receptions (5.8 avg.) before being placed on injured reserve on Dec. 21... Recorded 88 yards on 16 carries (5.5 avg.) at Cin. (9/20)... Carried 15 times for 42 yards (2.8 avg.) and had seven receptions for 52 yards (7.4 avg.) vs. Pit. (10/12).

COLLEGE: Gordon III, who was the Heisman Trophy runner-up in 2014, set the FBS record for career rushing average with 7.79 yards per carry to go along with 4,915 career rushing yards and 45 rushing touchdowns at the University of Wisconsin... He earned the Doak Walker Award (nation's top running back) and Big Ten Conference Offensive Player of the Year Award as a junior in 2014 after rushing for 2,587 yards, the second-most in FBS History (Barry Sanders – 2,628, 1988)... Was the fastest player in Football Bowl Subdivision history to reach 2,000 career rushing yards (241 carries)... Selected first-team All-Big Ten as a senior... Received Honorable mention All-America and second-team All-Big Ten honors in 2013.

PERSONAL: Gordon III earned first-team All-State honors as a senior at Bradford High in Kenosha, Wis.... Named the Wisconsin Football Coaches Association Offensive Player of the Year, Gatorade Player of the Year and the conference player of the year in 2010... As a junior in 2009, named honorable mention All-State, while earning All-Region, All-Area and All-County recognition... Melvin Gordon III was born on April 13, 1993 in Kenosha, Wisc.

GORDON III'S REGULAR SEASON RECORD

Year	Club	G	S	RUSHING					RECEIVING					SCORING					
				No.	Yds.	Avg.	LG	TD	No.	Yds.	Avg.	LG	TD	TD	TDr	Tdp	TDr	2pt	Pts.
2015	San Diego	14	13	184	641	3.5	27	0	33	192	5.8	18	0	0	0	0	0	0	0
2016	San Diego	13	11	254	997	3.9	48	10	41	419	10.2	35	2	12	10	2	0	0	72
2017	L.A. Chargers	16	16	284	1,105	3.9	87t	8	58	476	8.2	49	4	12	8	4	0	0	72
2018	L.A. Chargers	12	12	175	885	5.1	34t	10	50	490	9.8	66t	4	14	10	4	0	0	84
2019	L.A. Chargers	12	11	162	612	3.8	24	8	42	296	7.0	25	1	9	8	1	0	0	54
2020	Denver	15	10	215	986	4.6	65	9	32	158	4.9	20	1	10	9	1	0	0	60
2021	Denver	16	16	203	918	4.5	70t	8	28	213	7.6	30	2	10	8	2	0	0	60
Career Totals		98	89	1,477	6,144	4.2	87t	53	284	2,244	7.9	66t	14	67	63	14	0	0	402

ADDITIONAL STATISTICS: Miscellaneous tackles — 2015 (3), 2019 (3), 2020 (2) TOTAL (8).

GORDON III'S POSTSEASON RECORD

Year	Club	G	S	RUSHING					RECEIVING					SCORING					
				No.	Yds.	Avg.	LG	TD	No.	Yds.	Avg.	LG	TD	TD	TDr	Tdp	TDr	2pt	Pts.
2018	L.A. Chargers	2	2	26	55	2.1	14	2	2	14	7.0	11	0	2	2	0	0	0	12
Career Totals		2	2	26	55	2.1	14	2	2	14	7.0	11	0	2	2	0	0	0	12

GORDON III'S SINGLE-GAME HIGHS

(Postseason in parentheses)

Rushes — 32, vs. Tennessee, 11/6/16 (17, at Baltimore, 1/6/19). **Rushing yards** — 196, vs. Tennessee, 11/6/16 (40, at Baltimore, 1/6/19). **Longest rush** — 87t, at New England, 10/29/17 (14, at Baltimore, 1/6/19). **Rushing touchdowns** — 3, at Cleveland, 10/14/18 (1, twice, last: at New England, 1/13/19). **Receptions** — 9, twice, last: vs. Kansas City, 9/9/18 (1, twice, last: at New England, 1/13/19). **Receiving yards** — 102, vs. Kansas City, 9/9/18 (11, at New England, 1/13/19). **Longest reception** — 66t, at Oakland, 11/11/18 (11, at New England, 1/13/19). **Receiving touchdowns** — 2, twice, last: at Buffalo, 9/16/18 (none). **Total touchdowns** — 3, 3x, last: at Cleveland, 10/14/18 (1, twice, last: at New England, 1/13/19).

GORDON III'S 100-YARD RUSHING GAMES (14)

*denotes win (Gordon III's teams are 9-5 when he records 100 or more yards rushing in a game.)

Date	Opponent	No.	Yds.	Avg.	LG	TD
9/18/16	vs. Jacksonville*	24	102	4.3	21	1
10/30/16	at Denver	23	111	4.8	20	0
11/6/16	vs. Tennessee*	32	196	6.1	47	1
10/8/17	at N.Y. Giants*	20	105	5.3	16	0
10/29/17	at New England	14	132	9.4	87t	1
9/30/18	vs. San Francisco*	15	104	6.9	34	0
10/14/18	at Cleveland*	18	132	7.3	16	3
11/4/18	at Seattle*	16	113	7.1	34t	1
11/7/19	at Oakland	22	108	4.9	24	1
10/1/20	at N.Y. Jets*	23	107	4.7	43t	2
12/6/20	at Kansas City	15	131	8.7	65	0
9/12/21	at N.Y. Giants*	11	101	9.2	70t	1
12/12/21	vs. Detroit*	24	111	4.6	16	2
1/8/22	vs. Kansas City	12	110	9.2	47	1

MELVIN GORDON III'S CAREER GAME-BY-GAME

(Victories asterisked)

2015 SAN DIEGO (4-12)			RUSHING					RECEIVING					SCORING			
Date	Opponent	P/S	No.	Yds.	Avg.	LG	TD	No.	Yds.	Avg.	LG	TD	2pt.	Pts.		
Sep 13	vs. Detroit*	S	14	51	3.6	14	0	3	16	5.3	9	0	0	0		
Sep 20	at Cincinnati	S	16	88	5.5	27	0	1	10	10.0	10	0	0	0		
Sep 27	at Minnesota	S	14	51	3.6	13	0	0	0	—	—	0	0	0		
Oct 4	vs. Cleveland*	S	12	38	3.2	23	0	2	8	4.0	5	0	0	0		
Oct 12	vs. Pittsburgh	S	15	42	2.8	7	0	7	52	7.4	18	0	0	0		
Oct 18	at Green Bay	S	7	29	4.1	25	0	0	0	—	—	0	0	0		
Oct 25	vs. Oakland	P	7	29	4.1	11	0	0	0	—	—	0	0	0		
Nov 1	at Baltimore	S	18	54	3.0	6	0	5	7	1.4	4	0	0	0		
Nov 9	vs. Chicago	S	11	31	2.8	5	0	3	25	8.3	15	0	0	0		
Nov 22	vs. Kansas City	S	15	37	2.5	10	0	1	12	12.0	12	0	0	0		
Nov 29	at Jacksonville*	S	14	60	4.3	14	0	5	20	4.0	16	0	0	0		
Dec 6	vs. Denver	S	12	55	4.6	21	0	1	8	8.0	8	0	0	0		
Dec 13	at Kansas City	S	14	35	2.5	10	0	4	28	7.0	15	0	0	0		
Dec 20	vs. Miami*	S	15	41	2.7	10	0	1	6	6.0	6	0	0	0		
PLACED ON INJURED RESERVE ON DEC. 21																
Season Totals			14/13	184	641	3.5	27	0	33	192	5.8	18	0	0		

2014 SAN DIEGO (5-11)			RUSHING					RECEIVING					SCORING	
Date	Opponent	P/S	No.	Yds.	Avg.	LG	TD	No.	Yds.	Avg.	LG	TD	2pt.	Pts.
Sep 11	at Kansas City	P	14	57	4.1	17	2	0	0	—	—	0	0	0
Sep 18	vs. Jacksonville*	S	24	102	4.3	21	1	3	18	6.0	11	0	0	6
Sep 25	at Indianapolis	S	16	35	2.2	7	1	4	43	10.8	25	0	0	6
Oct 2	vs. New Orleans	S	19	36	1.9	10	2	6	43	7.2	12	0	0	12
Oct 9	at Oakland	S	16	69	4.3	24	0	1	18	18.0	18t	1	0	6
Oct 13	vs. Denver*	P	27	94	3.5	48	0	0	0	—	—	0	0	0
Oct 23	at Atlanta*	S	22	68	3.1	13	2	6	53	8.8	14	1	0	18
Oct 30	at Denver	S	23	111	4.8	20	0	4	44	11.0	30	0	0	0
Nov 6	vs. Tennessee*	S	32	196	6.1	47	1	4	65	16.3	35	0	0	6
Nov 13	vs. Miami	S	24	70	2.9	19	0	5	62	12.4	20	0	0	0
Nov 27	at Houston*	S	17	70	4.1	18	0	4	19	4.8	10	0	0	0
Dec 4	vs. Tampa Bay	S	17	84	4.9	23	1	4	54	13.5	17	0	0	6
Dec 11	at Carolina	S	3	5	1.7	4	0	0	0	—	—	0	0	0
Dec 18	vs. Oakland													
Dec 24	at Cleveland													
Jan 1	vs. Kansas City													

Season Totals 13/11 254 997 3.9 48 10 41 419 10.2 35 2 0 72

2017 L.A. CHARGERS (9-7)			RUSHING					RECEIVING					SCORING	
Date	Opponent	P/S	No.	Yds.	Avg.	LG	TD	No.	Yds.	Avg.	LG	TD	2pt.	Pts.
Sep 11	at Denver	S	18	54	3.0	21	0	5	25	5.0	—	0	0	12
Sep 17	vs. Miami	S	9	13	1.4	11	1	7	65	9.3	11	0	0	6
Sep 24	vs. Kansas City	S	17	79	4.6	14	1	0	0	—	25	0	0	6
Oct 1	vs. Philadelphia	S	10	22	2.2	12	0	1	7	7.0	12	0	0	12
Oct 8	at N.Y. Giants*	S	20	105	5.3	16	0	6	58	9.7	18t	1	0	6
Oct 15	at Oakland*	S	25	83	3.3	18	1	9	67	7.4	—	0	0	0
Oct 22	vs. Denver*	S	18	38	2.1	21	0	1	6	6.0	14	1	0	18
Oct 29	at New England	S	14	132	9.4	87t	1	1	7	7.0	30	0	0	0
Nov 12	at Jacksonville	S	16	27	1.7	5	0	5	15	3.0	35	0	0	6
Nov 19	vs. Buffalo*	S	20	80	4.0	20	1	0	0	—	20	0	0	0
Nov 23	at Dallas*	S	21	65	3.1	11	0	3	23	7.7	10	0	0	0
Dec 3	vs. Cleveland*	S	19	77	4.1	29	0	4	29	7.3	17	0	0	6
Dec 10	vs. Washington*	S	22	78	3.5	10	1	1	5	5.0	—	0	0	0
Dec 16	at Kansas City	S	19	78	4.1	15	1	6	91	15.2	—	0	0	0
Dec 24	at N.Y. Jets*	S	19	81	4.3	19	1	3	47	15.7	—	0	0	0
Dec 31	vs. Oakland*	S	17	93	5.5	17	0	6	31	5.2	—	0	0	0

Season Totals 16/16 284 1,105 3.9 87t 8 58 476 8.2 35 2 0 72

2018 L.A. CHARGERS (12-4)			RUSHING					RECEIVING					SCORING	
Date	Opponent	P/S	No.	Yds.	Avg.	LG	TD	No.	Yds.	Avg.	LG	TD	2pt.	Pts.
Sep 9	vs. Kansas City	S	15	64	4.3	18	0	9	102	11.3	25	0	0	0
Sep 16	at Buffalo*	S	9	28	3.1	20t	1	6	38	6.3	10	2	0	18
Sep 23	at L.A. Rams	S	15	80	5.3	23	1	2	4	2.0	3	0	0	6
Sep 30	vs. San Francisco*	S	15	104	6.9	34	0	7	55	7.9	16	1	0	6
Oct 7	vs. Oakland*	S	19	58	3.1	16	1	4	62	15.5	34	0	0	6
Oct 14	at Cleveland*	S	18	132	7.3	16	3	2	18	9.0	14	0	0	18
Oct 21	vs. Tennessee*													
Nov 4	at Seattle*	S	16	113	7.1	34t	1	1	10	10.0	10	0	0	6
Nov 11	at Oakland*	S	18	93	5.2	15	0	5	72	14.4	66t	1	0	6
Nov 18	vs. Denver	S	18	69	3.8	20	0	6	87	14.5	32	0	0	0
Nov 25	vs. Arizona*	S	10	61	6.1	28t	2	2	5	2.5	5	0	0	12
Dec 2	at Pittsburgh*													
Dec 9	vs. Cincinnati*													
Dec 13	at Kansas City*													
Dec 22	vs. Baltimore	S	12	41	3.4	13	1	3	13	4.3	12	0	0	6
Dec 30	at Denver*	S	10	42	4.2	9	0	3	24	8.0	13	0	0	0

Season Totals 12/12 175 885 5.1 34t 10 50 490 9.8 66t 4 0 84

Jan 6 at Baltimore*[‡] S 17 40 2.4 1 1 3 3.0 3 0 0 6

Jan 13 at New England† S 9 15 1.7 8 1 1 11.0 11 0 0 6

Postseason Totals 2/2 26 55 2.1 14 2 2 14 7.0 11 0 0 12

†AFC Wild Card Game; ‡AFC Divisional Playoff Game

2019 L.A. CHARGERS (5-11)			RUSHING					RECEIVING					SCORING	
Date	Opponent	P/S	No.	Yds.	Avg.	LG	TD	No.	Yds.	Avg.	LG	TD	2pt.	Pts.
Games 1-4														
Oct 6	vs. Denver	S	12	31	2.6	7	0	4	7	1.8	5	0	0	0
Oct 13	vs. Pittsburgh	S	8	18	2.3	7	0	3	30	10.0	14	0	0	0
Oct 20	at Tennessee	S	16	32	2.0	6	0	2	-3	-1.5	1t	1	0	6
Oct 27	at Chicago*	S	8	31	3.9	19t	1	2	3	1.5	3	0	0	6
Nov 3	vs. Green Bay*	S	20	80	4.0	16	2	3	29	9.7	13	0	0	12
Nov 7	at Oakland	S	22	108	4.9	24	1	1	25	25.0	25	0	0	6
Nov 18	vs. Kansas City	S	14	69	4.9	21	0	3	21	7.0	12	0	0	0
Dec 1	at Denver	S	20	99	5.0	19	0	2	11	5.5	6	0	0	0
Dec 8	at Jacksonville*	P	12	55	4.6	17	1	5	29	5.8	19	0	0	6
Dec 15	vs. Minnesota	S	7	28	4.0	12	0	5	36	7.2	10	0	0	0
Dec 22	vs. Oakland	S	9	15	1.7	10	2	6	32	5.3	9	0	0	12
Dec 29	at Kansas City	S	14	46	3.3	15	1	6	76	12.7	23	0	0	6

Season Totals 12/12 162 612 3.8 24 8 42 296 7.0 25 1 0 54

2020 DENVER (5-11)			RUSHING					RECEIVING				SCORING			
Date	Opponent	P/S	No.	Yds.	Avg.	LG	TD	No.	Yds.	Avg.	LG	TD	2pt.	Pts.	
Sep 14	vs. Kansas City	S	15	78	5.2	25	1	3	8	2.7	8	0	0	6	
Sep 20	at Pittsburgh	S	19	70	3.7	17	0	2	14	7.0	16t	1	0	6	
Sep 27	vs. Tampa Bay	S	8	26	3.3	9	0	4	12	3.0	6	0	0	0	
Oct 1	at N.Y. Jets*	S	23	107	4.7	43t	2	2	11	5.5	10	0	0	12	
Oct 18	at New England*					INACTIVE									
Oct 25	vs. Kansas City	P	17	68	4.0	11	1	2	12	6.0	10	0	0	6	
Nov 1	vs. L.A. Chargers*	S	8	26	3.3	10	0	6	21	3.5	6	0	0	0	
Nov 8	at Atlanta	P	6	18	3.0	9	0	1	9	9.0	9	0	0	0	
Nov 15	at Las Vegas	S	11	46	4.2	11	0	0	0	—	—	0	0	0	
Nov 22	vs. Miami*	P	15	84	5.6	25	2	0	0	—	—	0	0	12	
Nov 29	vs. New Orleans	S	12	31	2.6	11	0	0	0	—	—	0	0	0	
Dec 6	at Kansas City	P	15	131	8.7	65	0	1	11	11.0	11	0	0	0	
Dec 13	at Carolina*	S	13	68	5.2	15	0	3	23	7.7	20	0	0	0	
Dec 19	vs. Buffalo	P	11	61	5.5	14	2	4	20	5.0	9	0	0	12	
Dec 27	at L.A. Chargers	S	16	79	4.9	17	0	0	0	—	—	0	0	0	
Jan 3	vs. Las Vegas	S	26	93	3.6	15	1	4	17	4.3	17	0	0	6	
Season Totals			14/9	215	986	4.6	65	9	32	158	4.9	20	1	0	60

2021 DENVER (7-10)			RUSHING					RECEIVING				SCORING			
Date	Opponent	P/S	No.	Yds.	Avg.	LG	TD	No.	Yds.	Avg.	LG	TD	2pt.	Pts.	
Sep 12	at N.Y. Giants*	S	11	101	9.2	70t	1	3	17	5.7	13	0	0	6	
Sep 19	at Jacksonville*	S	13	31	2.4	8	0	2	38	19.0	30	0	0	0	
Sep 26	vs. N.Y. Jets*	S	18	60	3.3	10	1	1	21	21.0	21	0	0	6	
Oct 3	vs. Baltimore	S	9	56	6.2	14	0	2	11	5.5	8	0	0	0	
Oct 10	at Pittsburgh	S	9	34	3.8	8	0	2	9	4.5	6	0	0	0	
Oct 17	vs. Las Vegas	S	10	50	5.0	10	0	3	23	7.7	11	0	0	0	
Oct 21	at Cleveland	S	8	18	2.3	5	0	2	14	7.0	8t	1	0	6	
Oct 31	vs. Washington*	S	10	47	4.7	11	1	3	15	5.0	15t	1	0	12	
Nov 7	at Dallas*	S	21	80	3.8	14	1	2	15	7.5	8	0	0	6	
Nov 14	vs. Philadelphia	S	9	45	5.0	15	1	1	-2	-2.0	-2	0	0	6	
Nov 28	vs. L.A. Chargers*	S	17	83	4.9	16	1	2	5	5.0	5	0	0	0	
Dec 5	at Kansas City					INACTIVE									
Dec 12	vs. Detroit*	S	24	111	4.6	16	2	0	0	0.0	0	0	0	12	
Dec 19	vs. Cincinnati	S	15	53	3.5	13	0	1	8	8.0	8	0	0	0	
Dec 26	at Las Vegas	S	7	-4	-0.6	4	0	1	4	4.0	4	0	0	0	
Jan 2	at L.A. Chargers	S	10	43	4.3	12	0	3	29	9.7	24	0	0	0	
Jan 8	vs. Kansas City	S	12	110	9.2	47	1	1	6	6.0	6	0	0	6	
Season Totals			16/16	203	918	4.5	70t	8	28	213	7.6	30	2	0	60



RANDY GREGORY

5

OUTSIDE LINEBACKER

6-5 • 242 • 6TH YR. • NEBRASKA

BORN: Nov. 23, 1992, in Jacksonville, Fla.

HIGH SCHOOL: Hamilton Southeastern High School, Indianapolis

ACQUIRED: Unrestricted Free Agent (Dal.), 2022

NFL YEAR: 6th • YEAR WITH BRONCOS: 1st

NFL GAMES PLAYED/STARTED: 50/12 • POSTSEASON GP/GS: 3/1



GREGORY AT A GLANCE:

- A sixth-year outside linebacker who has appeared in 50 career regular-season games (12 starts) and three postseason contests (1 start) with Dallas from 2015-21.
- Totaled 85 tackles (64 solo), 16.5 sacks (104.0 yds.), one interception (12 yds.), two passes defended, eight forced fumbles and two fumble recoveries during his career.
- Nabbed seven tackles (3 solo) and three quarterbacks hits in three postseason contests.
- Appeared in 12 games (11 starts) with Dallas in 2021, recording 19 tackles (15 solo), career-high-tying six sacks (40 yds.), one interception (12 yds.) one pass defended, three forced fumbles and one fumble recovery.
- Played 10 games in 2020, recording 21 tackles (15 solo), 3.5 sacks (30 yds.), one pass defended and three forced fumbles.
- Registered career highs in tackles (25) and sacks (6) and added two forced fumbles and one fumble recovery in 14 games played (1 start) in 2018.
- Played two games in 2016, posting nine tackles (8 solo) and one sack (8 yds.).
- Tallied 11 tackles (7 solo) in 12 games played during his rookie year in 2015.

- Appeared in 24 games over two seasons at Nebraska (2013-14), registering 120 tackles (63 solo), 17.5 sacks (136 yds.), two interceptions (33 yds., 1 TD), four passes defended, two forced fumbles and one fumble recovery.
- Earned first-team All-Big Ten honors in each of his two collegiate seasons with the Cornhuskers and was named Nebraska Defensive MVP in 2013.
- Signed by Denver as an unrestricted free agent (Dal.) on March 18, 2022.
- Selected by the Cowboys in the second round (60th overall) of the 2015 NFL Draft.

CAREER TRANSACTIONS: Signed by Dallas a draft choice 5/20/15; Suspended for four games 2/19/16; Placed on Reserve/Did Not Report 7/31/16; Reinstated 9/12/16; Suspended for 10 games 9/19/16; Suspension lifted 12/19/16; Suspended indefinitely 1/5/17; Suspension lifted 7/24/18; Suspended indefinitely 2/26/29; Re-signed by Dallas 4/2/19; Suspension lifted 9/7/20; Re-signed by Dallas 9/8/20; Reinstated 10/20/20; Signed by Denver 3/18/22.



2021: Gregory started 11-of-12 games played for Dallas in 2021, posting 19 tackles (15 solo), career-high-tying six sacks (40 yds.), one interception (12 yds.), one pass defended, three forced fumbles and one fumble recovery... Tallied a fumble recovery at T.B. (9/9)... Posted two sacks (14 yds.) and added three tackles (2 solo) vs. Car. (10/3)... Collected three solo tackles, two sacks (14 yds.) and one forced fumble at N.E. (10/17)... Registered a sack (7 yds.) in his second consecutive game and had one forced fumble at Min. (10/31)... Totaled one sack (5 yds.), his first career interception (12 yds.), one forced fumble and one pass defended at Was. (12/12)... Had a season-high tackles (3 solo) vs. Ari. (1/2)... Recorded four tackles (1 solo) and two quarterback hits in the Cowboys' Wild Card Game vs. S.F. (1/16).

2020: Gregory appeared in 10 games, nabbing 21 tackles (15 solo), 3.5 sacks (30 yds.) one pass defended and three forced fumbles... Tallied three solo tackles and two interceptions (16 yds.) vs. Was. (11/26)... Recorded a career-high three forced fumbles and added a season-high six tackles (3 solo), 1.5 sacks (14 yds.), two quarterback hits and one pass defended vs. Phi. (12/27).

2018: Gregory played 14 games (1 start), posting career highs in tackles (25) and sacks (6) while adding two forced fumbles and one fumble recovery... Tallied a season-high five tackles (3 solo) at Hou. (10/7)... Collected one sack (2 yds.) and added three solo tackles vs. Jac. (10/14)... Posted one sack (9 yds.) at Phi. (11/11)... Recorded one sack (2 yds.) in his second consecutive game at Atl. (11/18)... Had one sack (8 yds.) and one forced fumble vs. N.O. (11/29)... Nabbed his fifth sack (5 yds.) of the season vs. Phi. (12/9)... Totaled three solo tackles, one sack, one forced fumble and one fumble recovery vs. T.B. (12/23)... Tied season-high with five tackles (2 solo) at NYG (12/30)... Had two solo tackles in the Cowboys' Wild Card Game vs. Sea. (1/5)... Added one assisted tackle in the divisional round at LAR (1/12).

2016: Gregory appeared in two games in 2016, totaling nine tackles (8 solo) and one sack (8 yds.).

2015: Gregory, who was selected by Dallas in the second round (60th) overall of the 2015 NFL Draft, played 12 games for the Cowboys, recording 11 tackles (7 solo).

COLLEGE: Appeared in 24 games for Nebraska from 2013-14, tallying 120 tackles (63 solo), 17.5 sacks (136 yds.), two interceptions (33 yds., 1 TD), four passes defended, two forced fumbles and one fumble recovery... Earned second-team All-American, third-team *Associated Press* All-American and first-team All-Big Ten honors following his junior season in 2014... Selected as first-team All-Big Ten and earned team defensive MVP honors after the 2013 season... Played freshman season at Arizona Western Community College (Yuma, Ari.), where he posted 82 tackles, nine sacks, three forced fumbles and two fumble recoveries... Helped the school to the NJCAA titled game.

PERSONAL: Gregory concluded his prep career at Hamilton Southeastern High School (Fishers, Ind.), where he recorded 92 tackles and 17 sacks... Ranked as one of the Top-15 players in the state of Indiana following his senior season... Randy Gregory was born on Nov. 23, 1992, in Jacksonville Fla.

GREGORY'S REGULAR SEASON RECORD

Year	Club	G	S	UT	A	TT	S-Yds.	I-Yds.	PD	FF	FR	TD-Int.	TD-FR	S	Pts.
2015	Dallas	12	0	7	4	11	0-0	0-0	0	0	0	0	0	0	0
2016	Dallas	2	0	8	1	9	1-8	0-0	0	0	0	0	0	0	0
2018	Dallas	14	1	19	6	25	6-26	0-0	0	2	1	0	0	0	0
2020	Dallas	10	0	15	6	21	3.5-30	0-0	1	3	0	0	0	0	0
2021	Dallas	12	11	15	4	19	6-40	1-12	1	3	1	0	0	0	0
CAREER TOTALS		50	12	64	21	85	16.5-104	1-12	2	8	2	0	0	0	0

GREGORY'S POSTSEASON RECORD

Year	Club	G	S	UT	A	TT	S-Yds.	I-Yds.	PD	FF	FR	TD-Int.	TD-FR	S	Pts.
2018	Dallas	2	0	2	1	3	0-0	0-0	0	0	0	0	0	0	0
2021	Dallas	1	1	1	3	4	0-0	0-0	0	0	0	0	0	0	0
CAREER TOTALS		3	1	3	4	7	0-0	0-0	0	0	0	0	0	0	0

GREGORY'S SINGLE-GAME HIGHS

(Postseason in parentheses)

Tackles — 7, at Philadelphia, 1/1/17 (4, vs. San Francisco, 1/16/22). **Sacks** — 2, 3x, last: at New England, 10/17/21 (none). **Sack yards** — 16, vs. Washington, 11/26/20 (none). **Passes Defensed** — 1, twice, last: at Washington, 12/12/21 (none). **Forced Fumbles** — 3, vs. Philadelphia, 12/27/20 (none). **Fumble Recoveries** — 1, twice, last: at Tampa Bay, 9/9/21 (none).

RANDY GREGORY'S CAREER GAME-BY-GAME

(Victories asterisked)

2015 DALLAS (4-12)		TACKLES									
Date	Opponent	P/S	UT	A	TT	S-Yds.	I-Yds.	PD	FF	FR	
Sept 13	N.Y. Giants*	P	0	0	0	0-0	0-0	0	0	0	
Games 2-5											
INACTIVE											
Oct 25	at N.Y. Giants	P	0	0	0	0-0	0-0	0	0	0	
Nov 1	vs. Seattle	P	0	0	0	0-0	0-0	0	0	0	
Nov 8	vs. Philadelphia	P	0	0	0	0-0	0-0	0	0	0	
Nov 15	at Tampa Bay	P	1	1	2	0-0	0-0	0	0	0	
Nov 22	at Miami*	P	1	0	1	0-0	0-0	0	0	0	
Nov 26	vs. Carolina	P	2	1	3	0-0	0-0	0	0	0	
Dec 7	at Washington*	P	1	0	1	0-0	0-0	0	0	0	
Dec 13	at Green Bay	P	1	0	1	0-0	0-0	0	0	0	
Dec 19	vs. N.Y. Jets	P	0	0	0	0-0	0-0	0	0	0	
Dec 27	at Buffalo	P	1	1	2	0-0	0-0	0	0	0	
Jan 3	vs. Washington	P	0	1	1	0-0	0-0	0	0	0	
Season Totals			12/0	7	4	11	0-0	0-0	0	0	0
2016 DALLAS (13-3)		TACKLES									
Date	Opponent	P/S	UT	A	TT	S-Yds.	I-Yds.	PD	FF	FR	
Games 1-14											
RESERVE/SUSPENDED											
Dec 26	vs. Detroit*	P	2	0	2	0-0	0-0	0	0	0	
Jan 1	at Philadelphia	P	6	1	7	1-8	0-0	0	0	0	
Season Totals			2/0	8	1	9	1-8	0-0	0	0	0
2018 DALLAS (10-6)		TACKLES									
Date	Opponent	P/S	UT	A	TT	S-Yds.	I-Yds.	PD	FF	FR	
Sept 9	at Carolina	P	0	0	0	0-0	0-0	0	0	0	
Sept 16	vs. N.Y. Giants*	INACTIVE									
Sept 23	at Seattle	P	0	0	0	0-0	0-0	0	0	0	
Sept 30	vs. Detroit*	P	1	0	1	0-0	0-0	0	0	0	
Oct 7	at Houston	P	3	2	5	0-0	0-0	0	0	0	
Oct 14	vs. Jacksonville*	P	3	0	3	1-2	0-0	0	0	0	
Oct 21	at Washington	P	0	1	1	0-0	0-0	0	0	0	
Nov 5	vs. Tennessee	INACTIVE									
Nov 11	at Philadelphia*	P	1	0	1	1-9	0-0	0	0	0	
Nov 18	at Atlanta*	P	1	0	1	1-2	0-0	0	0	0	
Nov 22	vs. Washington*	P	1	0	1	0-0	0-0	0	0	0	
Nov 29	vs. New Orleans*	P	2	0	2	1-8	0-0	0	1	0	
Dec 9	vs. Philadelphia*	P	1	0	1	1-5	0-0	0	0	0	
Dec 16	at Indianapolis	P	1	0	1	0-0	0-0	0	0	0	
Dec 23	vs. Tampa Bay*	P	3	0	3	1-0	0-0	0	1	1	
Dec 30	at N.Y. Giants*	S	2	3	5	0-0	0-0	0	0	0	
Season Totals			14/1	19	6	25	6-26	0-0	0	2	1
Jan 5	vs. Seattle*§	P	2	0	2	0-0	0-0	0	0	0	
Jan 12	at L.A. Rams†	P	0	1	1	0-0	0-0	0	0	0	
Postseason Totals			2/0	2	1	3	0-0	0-0	0	0	0
§NFC Wild Card Game; †NFC Divisional Playoff Game;											
2020 DALLAS (6-10)		TACKLES									
Date	Opponent	P/S	UT	A	TT	S-Yds.	I-Yds.	PD	FF	FR	
Games 1-6											
RESERVE/SUSPENDED											
Oct 25	at Washington	P	0	0	0	0-0	0-0	0	0	0	
Nov 1	at Philadelphia	P	4	0	4	0-0	0-0	0	0	0	
Nov 8	vs. Pittsburgh	P	2	1	3	0-0	0-0	0	0	0	
Nov 22	at Minnesota*	P	0	0	0	0-0	0-0	0	0	0	
Nov 26	vs. Washington	P	3	0	3	2-16	0-0	0	0	0	
Dec 8	at Baltimore	P	0	0	0	0-0	0-0	0	0	0	
Dec 13	at Cincinnati*	P	2	1	3	0-0	0-0	0	0	0	
Dec 20	vs. San Francisco*	P	1	0	1	0-0	0-0	0	0	0	
Dec 27	vs. Philadelphia*	P	3	3	6	1.5-14	0-0	1	3	0	
Jan 3	at N.Y. Giants	P	0	1	1	0-0	0-0	0	0	0	
Season Totals			10/0	15	6	21	3.5-30	0-0	1	3	0

2021 DALLAS (12-5)		TACKLES									
Date	Opponent	P/S	UT	A	TT	S-Yds.	I-Yds.	PD	FF	FR	
Sept 9	at Tampa Bay	S	0	1	1	0-0	0-0	0	0	1	
Sept 19	at L.A. Chargers*					RESERVE/COVID-19					
Sept 27	vs. Philadelphia*	S	0	0	0	0-0	0-0	0	0	0	
Oct 3	vs. Carolina*	S	2	1	3	2-14	0-0	0	0	0	
Oct 10	vs. N.Y. Giants*	S	0	0	0	0-0	0-0	0	0	0	
Oct 17	at New England*	P	3	0	3	2-14	0-0	0	1	0	
Oct 31	at Minnesota*	S	1	0	1	1-7	0-0	0	1	0	
Nov 7	vs. Denver	S	2	0	2	0-0	0-0	0	0	0	
Games 9-12						INJURED RESERVE					
Dec 12	at Washington*	S	1	0	1	1-5	1-12	1	1	0	
Dec 19	at N.Y. Giants*	S	0	0	0	0-0	0-0	0	0	0	
Dec 26	vs. Washington*	S	1	0	1	0-0	0-0	0	0	0	
Jan 2	vs. Arizona	S	3	2	5	0-0	0-0	0	0	0	
Jan 8	at Philadelphia*	S	2	0	2	0-0	0-0	0	0	0	
Season Totals			12/11	15	4	19	6-40	1-12	1	3	1
Jan 16	vs. San Francisco [§]	S	1	3	4	0-0	0-0	0	0	0	
Postseason Totals			1/1	1	3	4	0-0	0-0	0	0	0

[§]NFC Wild Card Game



JONAS GRIFFITH

50

INSIDE LINEBACKER

6-4 • 250 • 2ND YR. • INDIANA STATE

BORN: Jan. 27, 1997, in Louisville, Ky.

HIGH SCHOOL: The Academy at Shawnee, Louisville, Ky.

ACQUIRED: Trade (San Francisco), 2021

NFL YEAR: 2nd • **YEAR WITH BRONCOS:** 2nd

NFL GAMES PLAYED/STARTED: 13/4



GRIFFITH AT A GLANCE:

- A second-year inside linebacker from Indiana State who appeared in 13 games (4 starts) for the Broncos in 2021, recording 42 tackles (21 solo), one fumble recovery and three special-teams tackles.
- Spent the 2020 season competing on practice squads with Indianapolis and San Francisco.
- Played four collegiate seasons (2016-19) with the Sycamores, totaling 382 tackles (200 solo), 15.5 sacks (91 yds.), three interceptions (15 yds.), six passes defended, four forced fumbles and three fumble recoveries.
- Concluded his collegiate career with six All-American honors, tying the Indiana State program record set by DT Dan Brandenburg (1994-95).
- Led the Missouri Valley Football Conference in tackles (106) in 2019 for the second consecutive season and added four sacks (31 yds.), one interception, three passes defended, one forced fumble and one fumble recovery in 12 games played.
- Earned three All-American honors and was named first-team All-MVFC after recording a MVFC-leading and career-high 132 tackles to go along with 3.5 sacks (20 yds.), one interception (20 yds.), one pass defended, one forced fumble and one fumble recovery in 11 games played in 2018.
- Appeared in 11 games in 2017, posting 107 tackles (48 solo), career-high seven sacks (36 yds.), two passes defended, one forced fumble and one fumble recovery.
- Saw action in 10 games in 2016, registering 37 tackles (24 solo), one sack (4 yds.), one interception and one forced fumble.
- Signed by the 49ers as a college free agent on April 28, 2020.
- Acquired by the Broncos on Aug. 31, 2021 in trade with San Francisco.

CAREER TRANSACTIONS: Signed by San Francisco as a college free agent 4/28/20; Waived by San Francisco 8/20/20; Signed by Indianapolis (practice squad) 10/7/20; Signed by San Francisco (practice squad) 10/21/20; Signed by San Francisco 1/4/21; Traded to Denver 8/31/21.



2021: Griffith, who was acquired by the Broncos via trade (S.F.) on Aug. 31, appeared in 13 games (4 starts), totaling 42 tackles (21 solo), one fumble recovery and three special-teams tackles... Made his NFL debut at NYG (9/12)... Missed weeks 4-7 after being placed on injured reserve on Sept. 28 (hamstring)... Collected first

career fumble recovery at Dal. (11/7)... Notched first career special-teams tackle vs. Phi. (11/14)... Recorded four tackles (2 solo) and one special-teams tackle in a reserve role vs. Det. (12/12)... Earned his first career start and finished second on the team with eight tackles (7 solo) vs. Cin. (12/19)... Posted first career double-digit tackle game and led the team with 13 tackles (6 solo) in his second career start at L.V. (12/26)... Nabbed double-digit tackles for the second consecutive game and had 12 tackles (5 solo) at LAC (1/2)... Added five tackles (1 solo) and one special-teams stop in the season finale vs. K.C. (1/8).

2020: Griffith was signed by San Francisco as a college free agent on April 28... Spent the 2020 campaign competing on practice squads with Indianapolis and the 49ers.

COLLEGE: Griffith played four collegiate seasons at Indiana State (2016-19), recording 382 tackles (200 solo), 15.5 sacks (91 yds.), three interceptions (15 yds.), six passes defended, four forced fumbles and three fumble recoveries... Earned six All-American honors, tying the Indiana State program record set by DT Dan Brandenburg (1994-95)... Led the Missouri Valley Football Conference in tackles on two occasions (2018-19) and was named All-MVFC following his junior campaign... Recorded 106 tackles (47 solo), four interceptions (31 yds.), one interception, three passes defended, one forced fumble and one fumble recovery as a senior in 2019.

PERSONAL: Griffith attended The Academy at Shawnee in Louisville, Ky. for his senior year after being home schooled... Recorded six receiving touchdowns, one rushing score, two interceptions and one fumble recovery in his lone high school football season... Jonas Griffith was born on Jan. 27, 1997, in Louisville, Ky.

GRIFFITH'S REGULAR SEASON RECORD


Year	Club	G	S	UT	A	TT	S-Yds.	I-Yds.	PD	FF	FR	TD-Int.	TD-FR	S	Pts.
2021	Denver	13	4	21	21	42	0-0	0-0	0	0	1	0	0	0	0
CAREER TOTALS		13	4	21	21	42	0-0	0-0	0	0	1	0	0	0	0

ADDITIONAL STATISTICS: *Special-teams tackles* — 2021 (3), TOTAL (3).

JONAS GRIFFITH'S CAREER GAME-BY-GAME

(Victories asterisked)

2021 DENVER (7-10)		TACKLES													
Date	Opponent	P/S	UT	A	TT	S-Yds.	I-Yds.	PD	FF	FR					
Sept 12	at N.Y. Giants*	P	0	0	0	0-0	0-0	0	0	0	0	0	0	0	
Sept 19	at Jacksonville*	P	0	0	0	0-0	0-0	0	0	0	0	0	0	0	
Sept 26	vs. N.Y. Jets*	P	0	0	0	0-0	0-0	0	0	0	0	0	0	0	
Games 4-7															
INJURED RESERVE															
Oct 31	vs. Washington*	P	0	0	0	0-0	0-0	0	0	0	0	0	0	0	
Nov 7	at Dallas*	P	0	0	0	0-0	0-0	0	0	0	0	0	1	0	
Nov 14	vs. Philadelphia	P	0	0	0	0-0	0-0	0	0	0	0	0	0	0	
Nov 28	vs. L.A. Chargers*	P	0	0	0	0-0	0-0	0	0	0	0	0	0	0	
Dec 5	at Kansas City	P	0	0	0	0-0	0-0	0	0	0	0	0	0	0	
Dec 12	vs. Detroit*	P	2	2	4	0-0	0-0	0	0	0	0	0	0	0	
Dec 19	vs. Cincinnati	S	7	1	8	0-0	0-0	0	0	0	0	0	0	0	
Dec 26	at Las Vegas	S	6	7	13	0-0	0-0	0	0	0	0	0	0	0	
Jan 2	at L.A. Chargers	S	5	7	12	0-0	0-0	0	0	0	0	0	0	0	
Jan 8	vs. Kansas City	S	1	4	5	0-0	0-0	0	0	0	0	0	0	0	
Season Totals			13/4	21	21	42	0-0	0-0	0	0	1	0	0	1	



KJ HAMLER

WIDE RECEIVER



5-9 • 178 • 3RD YR. • PENN STATE

BORN: July 8, 1999, in Pontiac, Mich.

HIGH SCHOOL: IMG Academy, Bradenton, Fla.

ACQUIRED: Draft #2 (46th overall), 2020

NFL YEAR: 3rd • **YEAR WITH BRONCOS:** 3rd

NFL GAMES PLAYED/STARTED: 16/6

HAMLER AT A GLANCE:

- A third-year wide receiver who has appeared in 16 career games (6 starts) for the Broncos (2020-21), recording 35 catches for 455 yards (13.0 avg.) with three touchdowns.
- Appeared in three games (2 starts) in 2021, tallying five receptions for 74 yards (14.8 avg.).
- Played in 13 games (4 starts) with the Broncos in 2020, totaling 30 receptions for 381 yards (12.7 avg.) and three touchdowns to go with nine rushes for 40 yards (4.4. avg.).
- Started all 26 games played in two seasons at Pennsylvania State University (2018-19), recording 98 receptions for 1,658 yards (16.9 avg.) with 13 touchdowns.
- Finished his collegiate career ranked tied for 13th in school history with 13 career touchdown receptions and 16th in team annals with 1,658 career receiving yards.

- Handled kick and punt returns for the Nittany Lions, finishing eighth all-time in Penn State history with 44 kick returns (1,036 yds.).
- Was selected second-team All-Big Ten Conference by the coaches and media following his red-shirt sophomore season after totaling 56 catches for 904 yards (17.1 avg.) with eight touchdowns.
- Ranked fifth in the Big Ten in punt return average (5.5 avg.) and sixth in kick return average (21.4 avg.) following his final campaign in 2019.
- Was named to the Freshman All-America team by the Football Writers Association of America as a kick returner after his redshirt freshman season in 2018.
- Was a two-time letterman at St. Mary's Preparatory High School in Orchard Lake, Mich. before attending IMG Academy in Bradenton, Fla.
- Selected by the Broncos in the second round (46th overall) of the 2020 NFL Draft.

CAREER TRANSACTIONS: Signed by Denver as a draft pick 7/24/20.



2021: Hamler appeared in three games (2 starts), recording five receptions for 74 yards (14.8 avg.)... Collected three receptions for 41 yards (13.7) at NYG (9/12)... Recorded a season-long 28-yard reception vs. NYJ (9/26)... Missed the final 15 weeks of the season after being placed on injured reserve (knee) on Sept. 28.

2020: Hamler, who was selected by Denver in the second round (46th overall) of the 2020 NFL Draft, appeared in 13 games (4 starts), totaling 30 receptions for 381 yards (12.7 avg.) and three touchdowns to go with nine rushes for 40 yards (4.4 avg.)... Missed the final game of the regular season after being placed on injured reserve with a concussion... Hamler recorded three receptions for 48 yards (16.0 avg.) and one rushing attempt for 9 yards in his NFL debut at Pit. (9/20)... Made his first career start vs. T.B. (9/27) and recorded three receptions for 30 yards (10.0 avg.)... Notched his first career touchdown on a one-yard, game-winning grab on the final play of the game vs. LAC (11/1)... Posted a season-high six receptions for 75 yards (12.5 avg.) and had a season-high 15-yard rush at Atl. (11/8)... Recorded first career multi-touchdown game, had receiving scores of 37 and 49 yards and set season highs in receiving yards (86), longest catch (46) and touchdowns (2) at Car. (12/13)... Saw action in Denver's Week 16 contest at LAC (12/27) before leaving the game with a concussion.

COLLEGE: Hamler started all 13 games played as a redshirt sophomore, totaling 56 receptions for 904 yards (16.1 avg.) with eight touchdowns, in addition to rushing 13 times for 57 yards (3.3 avg.)... Added 23 punt returns for 126 yards (5.5 avg.) and 24 kick returns for 513 yards (21.4 avg.)... Earned second-team All-Big Ten Conference recognition from the coaches and media... Opened all 13 games played in 2018 after red-shirting his true freshman season... Was selected Freshman All-American by the Football Writers Association of America as a returner after finishing the season with 20 kick returns for 523 yards (26.2 avg.) and 14 punt returns for 96 yards (6.9 avg.)... Added 42 receptions for 754 yards (18.0 avg.) with five touchdowns along with 44 rushing yards on four attempts (11.0 avg.) on offense... Picked up a first down on 71 percent (30-of-42) of his receptions... Became the first Penn State freshman to catch a touchdown pass in a season opener since 2013, and logged three receptions for 67 yards (22.3 avg.) with one score vs. Appalachian State (9/1)... Hauled in a 93-yard touchdown catch vs. Ohio State (9/29), marking the second longest touchdown reception in program history.

PERSONAL: Hamler attended IMG Academy in Bradenton, Fla., but sat out the 2016 season with an injury... Attended St. Mary's Preparatory High School in Orchard Lake, Mich., where he helped the team to the Division 3 State Championship in his sophomore and junior years... Ran track for two seasons and was named the team's MVP... KJ Hamler was born on July 8, 1999 in Pontiac, Mich.

HAMLER'S REGULAR SEASON RECORD

Year	Club	RECEIVING							RUSHING					SCORING					
		G	S	No.	Yds.	Avg.	LG	TD	No.	Yds.	Avg.	LG	TD	TD	TDR	TDp	TDr	2pt	Pts.
2020	Denver	13	4	30	381	12.7	49t	3	9	40	4.4	15	0	3	0	3	0	0	18
2021	Denver	3	2	5	74	14.8	28	0	0	0	—	0	0	0	0	0	0	0	0
CAREER TOTALS		16	6	35	455	13.0	49t	3	9	40	4.4	15	0	3	0	3	0	0	18

ADDITIONAL STATISTICS: Kickoff returns — 2020 (2 for 42, 21.0 avg., 24 LG, 0 TD), TOTAL (2 for 42, 21.0 avg., 24 LG, 0 TD). Punt returns — 2020 (3 for 6, 2.0 avg., 8 LG, 0 TD), TOTAL (3 for 6, 2.0 avg., 8 LG, 0 TD). Miscellaneous tackles — 2020 (1), TOTAL (1).

HAMLER'S SINGLE GAME HIGHS

(Postseason in parentheses)

Receptions — 6, at Atlanta, 11/8/20 (none). **Receiving yards** — 86, at Carolina, 12/13/20 (none). **Longest reception** — 49t, at Carolina, 12/13/20 (none). **Receiving touchdowns** — 2, at Carolina, 12/13/20 (none). **Rushes** — 2, 2x, last at Kansas City, 12/6/20 (none). **Longest rush** — 15, at Atlanta, 11/8/20 (none).

DID YOU KNOW?

The Denver Broncos earned their 500th overall (reg. + postseason) victory against the Los Angeles Chargers in Week 5 of the 2019 season (Oct. 6), reaching their milestone victory in 947 games. The Broncos rank second in the NFL in overall wins among original American Football League franchises.

KJ HAMLER'S CAREER GAME-BY-GAME

(Victories asterisked)


2020 DENVER (5-11)		RECEIVING						SCORING	
Date	Opponent	P/S	No.	Yds.	Avg.	LG	TD	2pt.	Pts.
Sept 14	vs. Tennessee	P	3	48	16.0	18	0	0	0
Sept 20	at Pittsburgh	S	3	30	10.0	17	0	0	0
Sept 27	vs. Tampa Bay	S	0	0	—	—	0	0	0
Oct 1	at N.Y. Jets*	S	0	0	—	—	0	0	0
Oct 18	at New England*	P	2	24	12.0	21	0	0	0
Oct 25	vs. Kansas City	P	3	13	4.3	7	1	0	6
Nov 1	vs. L.A. Chargers*	S	6	75	12.5	36	0	0	0
Nov 8	at Atlanta	P	4	50	12.5	27	0	0	0
Nov 15	at Las Vegas	P	4	35	8.8	16	0	0	0
Nov 22	vs. Miami*	P	0	0	—	—	0	0	0
Nov 29	vs. New Orleans	P	2	16	8.0	8	0	0	0
Dec 6	at Kansas City	P	2	86	43.0	49t	2	0	12
Dec 13	at Carolina*	P	1	4	4.0	4	0	0	0
Dec 19	vs. Buffalo	S	0	0	—	—	0	0	0
Dec 27	at L.A. Chargers	S	0	0	—	—	0	0	0

PLACED ON INJURED RESERVE (CONCUSSION) ON JAN. 2

Season Totals	13/4	30	381	12.7	49t	3	0	18
----------------------	-------------	-----------	------------	-------------	------------	----------	----------	-----------

2021 DENVER (7-10)		RECEIVING						SCORING	
Date	Opponent	P/S	No.	Yds.	Avg.	LG	TD	2pt.	Pts.
Sept 12	at N.Y. Giants*	P	3	41	13.7	22	0	0	0
Sept 19	at Jacksonville*	S	1	5	5.0	5	0	0	0
Sept 26	vs. N.Y. Jets*	S	1	28	28.0	28	0	0	0

Season Totals	3/2	5	74	14.8	28	0	0	0
----------------------	------------	----------	-----------	-------------	-----------	----------	----------	----------



JONATHAN HARRIS

92

DEFENSIVE LINE

6-5 • 295 • 3RD YR. • LINDENWOOD

BORN: Aug. 4, 1996, in Aurora, Ill.

HIGH SCHOOL: Waubonsie Valley, Aurora, Ill.

ACQUIRED: Waivers (Chicago), 2019

NFL YEAR: 3rd • **YEAR WITH BRONCOS:** 3rd

NFL GAMES PLAYED/STARTED: 8/0



HARRIS AT A GLANCE:

- A third-year defensive lineman who played in eight games with Chicago (2019) and Denver (2019, '21), recording 18 tackles (11 solo).
- Appeared in three games for Denver in 2021, recording 10 tackles (7 solo).
- Missed the entire 2020 campaign after being placed on the reserve/non-football injury list on Aug. 13.
- Played five games with the Bears and Broncos in 2019, posting eight tackles (4 solo).
- Totaled 183 tackles (88 solo), 22 sacks (127 yds.), one interception (7 yds.), two passes defended, four forced fumbles and two fumble recoveries during his four seasons at Lindenwood University from 2015-18.
- Claimed by the Broncos off waivers from Chicago on Oct. 23, 2019.
- Entered the NFL as a college free agent with Chicago after spending time on the Bears' practice squad.

CAREER TRANSACTIONS: Signed by Chicago as a college free agent 5/2/19; Waived by Chicago 8/31/19; Signed by Chicago (practice squad) 9/1/19; Signed by Chicago (active roster) 9/28/19; Waived by Chicago 10/22/19; Claimed off waivers by Denver 10/23/19; Waived by Denver 9/1/21; Signed by Denver (practice squad) 9/2/21; Signed by Denver (active roster) 1/3/22.



2021: Harris, who competed on Denver's practice squad for the first 17 weeks of the season, was promoted from the practice squad to the active roster on Jan. 3... Appeared in three games, recording 10 tackles (7 solo)... Made his season debut in Week 9 at Dal. (11/7)... Recorded a career-high eight tackles (5 solo) at LAC (1/2).

2020: Harris missed the entire 2020 season after being placed on the reserve/non-football injury list on Aug. 13.

2019: Harris, who entered the NFL with Chicago as a college free agent on May 2, played five games with Denver (3) and Chicago (2)... Finished the season with eight tackles (4 solo)... Claimed off waivers by Denver

on Oct. 23... Was inactive in Games 8-13... Collected four tackles (2 solo) at K.C. (12/15)... Made three tackles (2 solo) vs. Det. (12/22)... Played vs. Oak. (12/29).

COLLEGE: Harris appeared in 43 games for Lindenwood and totaled 183 tackles, 22 sacks, four forced fumbles, one interception and one fumble recovery. He is one of four Lindenwood players (DeDe Dorsey, Brian Schaefering and Pierre Desir) to appear in an NFL regular-season game.

PERSONAL: Harris attended Waubonsie Valley High in Aurora, Ill., where he was recognized as an All-State performer as a senior and a two time all-conference and all-area selection... Was also an all-state discus thrower and all-sectional and all-conference thrower in discus and shot put... Jonathan Harris was born on Aug. 4, 1996 in Aurora, Ill.

HARRIS' REGULAR SEASON RECORD

Year	Club	G	S	UT	A	TT	S-Yds.	I-Yds.	PD	FF	FR	TD-Int.	TD-FR	S	Pts.
2019	Chi./Den.	5	0	4	4	8	0-0	0-0	0	0	0	0	0	0	0
2020	Denver	RESERVE/NON FOOTBALL INJURY LIST													
2021	Denver	3	0	7	3	10	0-0	0-0	0	0	0	0	0	0	0
CAREER TOTALS		8	0	11	7	18	0-0	0-0	0	0	0	0	0	0	0

JONATHAN HARRIS' CAREER GAME-BY-GAME

(Victories asterisked)

2019 CHI. (8-8) / DEN. (7-9)		TACKLES													
Date	Opponent	P/S	UT	A	TT	S-Yds.	I-Yds.	PD	FF	FR					
Sep 29	vs. Minnesota*	P	0	1	1	0-0	0-0	0	0	0					
Oct 6	at Oakland	P	0	0	0	0-0	0-0	0	0	0					
Oct 20	vs. New Orleans	INACTIVE													
Games 8-13												CLAIMED OFF WAIVERS BY DENVER ON OCT. 23			
Dec 15												INACTIVE			
	at Kansas City	P	2	2	4	0-0	0-0	0	0	0					
	vs. Detroit*	P	2	1	3	0-0	0-0	0	0	0					
	vs. Oakland*	P	0	0	0	0-0	0-0	0	0	0					
Season Totals			5/0	4	4	8	0-0	0-0	0	0	0				

2021 DEN. (7-10)		TACKLES													
Date	Opponent	P/S	UT	A	TT	S-Yds.	I-Yds.	PD	FF	FR					
Games 1-8												PRACTICE SQUAD			
Nov 7	at Dallas*	P	1	0	1	0-0	0-0	0	0	0					
Games 10-15												PRACTICE SQUAD			
Jan 2	at L.A. Chargers	P	5	3	8	0-0	0-0	0	0	0					
Jan 8	vs. Kansas City	P	1	0	1	0-0	0-0	0	0	0					
Season Totals			3/0	7	3	10	0-0	0-0	0	0	0				



KENDALL HINTON

9

WIDE RECEIVER

6-0 • 195 • 3RD YR. • WAKE FOREST

BORN: Feb. 19, 1997, in Durham, N.C.

HIGH SCHOOL: Southern Durham High School, Durham, N.C.

ACQUIRED: Free Agent, 2020

NFL YEAR: 3rd • YEAR WITH BRONCOS: 3rd

NFL GAMES PLAYED/STARTED: 17/1



HINTON AT A GLANCE:

- A third-year wide receiver who has appeared in 17 games (1 start) with the Broncos (2020-21), totaling 15 catches for 175 yards (11.7 avg.) with one touchdown to go along with two punt returns for 24 yards (12.0 avg.).
- Totaled 15 receptions for 175 yards (11.7 avg.) with one touchdown in 16 games played (1 start) with the Broncos in 2021.
- Appeared in one regular-season contest with the Broncos in 2020, completing one pass (13 yds.) and tallying two rushes for seven yards (3.5 avg.).
- Saw action in 34 games (16 starts - 11 at WR; 5 at QB) in five seasons at Wake Forest University (2015-19) as a quarterback and wide receiver.
- Began his collegiate career at quarterback, completing 133-of-253 passes (52.6%) for 1,504 yards with eight touchdowns and seven interceptions (107.4 rtg.) from 2015-18.
- Transitioned to wide receiver full time in 2019, recording 73 receptions for 1,001 yards (13.7 avg.) with four touchdowns.
- Totaled 79 receptions for 1,062 yards (13.4 avg.) with four touchdowns and rushed for 881 yards with 12 scores on the ground during his collegiate career.

- Signed by the Broncos as a college free agent on April 26, 2020.

CAREER TRANSACTIONS: Signed by Denver as a college free agent 4/26/20; Waived by Denver 9/5/20; Signed by Denver (practice squad) 11/4/20; Signed by Denver (active roster) 11/29/20; Signed by Denver (practice squad) 11/30/20; Signed by Denver 1/4/21.



2021: Hinton appeared in 16 games (1 start), totaling 15 receptions for 175 yards (11.7 avg.) with one touchdown... Signed to the active roster on Sept. 14 after spending the first week of the season on the team's practice squad... Made season debut at Jac. (9/19)... Registered first career touchdown on a two-yard catch and added two receptions for 25 yards (12.5 avg.) at Pit. (10/10)... Set career highs in catches (5) and yards (37) vs. L.V. (10/17)... Tallied one catch for a career-long 40 yards at Dal. (11/7)... Made his first career start, recording two catches for 23 yards at LAC (1/2).

2020: Hinton, who was originally signed by the Broncos as a college free agent on April 26, appeared in one regular-season contest after competing with the team in training camp and signing with the club's practice squad on Nov. 4... Completed one pass (13 yds.) and had two rushes for seven yards (3.5 avg.) vs. N.O. (11/29).

COLLEGE: Hinton appeared in 34 games (16 starts) in five seasons at Wake Forest University (2015-19)... Began his collegiate career as a quarterback before transitioning to wide receiver full time in 2019... Completed 133-of-253 passes (52.6%) for 1,504 yards with eight touchdowns and seven interceptions (107.4 rtg.) as a quarterback from 2015-18... Caught 79 passes for 1,062 yards with four touchdowns and rushed for 881 yards with 12 scores on the ground during his collegiate career... Started all 11 games played at wide receiver as a redshirt senior and led the team in receptions (73) and receiving yards (1,001) while adding four touchdowns... Added 12 punt returns for 91 yards (7.6 avg.) and seven kick returns for 142 yards (20.3 avg.) as a redshirt senior in 2019.

PERSONAL: Hinton attended Durham Southern High School in Durham, N.C.... Named 3-A Big Eight Conference Player of the Year at quarterback during his junior and senior campaigns... Kendall Hinton was born on Feb. 19, 1997 in Durham, N.C.

HINTON'S REGULAR SEASON RECORD

Year	Club	RECEIVING						SCORING						
		G	S	No.	Yds.	Avg.	LG	TD	TD	TDr	Tdp	Tdrt	2pt	Pts.
2020	Denver	1	0	0	0	—	—	0	0	0	0	0	0	0
2021	Denver	16	1	15	175	11.7	40	1	1	1	0	0	0	6
CAREER TOTALS		17	1	15	175	11.7	40	1	1	1	0	0	0	6

ADDITIONAL STATISTICS: Punt returns — 2021 (2 for 24, 12.0 avg., 15 LG, 0 TD), TOTAL (2 for 24, 12.0 avg., 15 LG, 0 TD). Rushes — 2020 (2 for 7 yds, 3.5 avg., 5 LG), TOTAL (2 for 7 yds, 3.5 avg., 5 LG). Completed one pass for 13 yards vs. N.O. (11/29). Completed one pass for one yard at LAC (1/2).

HINTON'S SINGLE-GAME HIGHS

(Postseason in parentheses)

Receptions — 5, vs. Las Vegas, 10/17/21 (none). **Receiving yards** — 40, at Dallas, 11/7/21 (none). **Longest reception** — 40, at Dallas, 11/7/21 (none). **Receiving touchdowns** — 1, at Pittsburgh, 10/10/21 (none).

KENDALL HINTON'S CAREER GAME-BY-GAME

(Victories asterisked)

2020 DENVER (5-11)		RECEIVING						SCORING	
Date	Opponent	P/S	No.	Yds.	Avg.	LG	TD	2pt.	Pts.
GAMES 8-10									
SIGNED BY DENVER TO PRACTICE SQUAD ON NOV. 4									
PRACTICE SQUAD									
Nov 29	vs. New Orleans	P	0	0	—	—	0	0	0
GAMES 12-16									
PRACTICE SQUAD									
Season Totals		1/0	0	0	—	—	0	0	0

2021 DENVER (7-10)		RECEIVING						SCORING	
Date	Opponent	P/S	No.	Yds.	Avg.	LG	TD	2pt.	Pts.
GAMES 1-7									
PRACTICE SQUAD									
SIGNED FROM PRACTICE SQUAD TO ACTIVE ROSTER ON SEPT. 14									
Sept. 12	at N.Y. Giants*	P	1	15	15.0	15	0	0	0
Sept 19	at Jacksonville*	P	0	0	—	—	0	0	0
Sept 26	vs. N.Y. Jets*	P	0	0	—	—	0	0	0
Oct 3	vs. Baltimore	P	1	13	13.0	13	0	0	0
Oct 10	at Pittsburgh	P	2	25	12.5	23	1	0	6
Oct 17	vs. Las Vegas	P	5	37	7.4	12	0	0	0
Oct 21	at Cleveland	P	2	15	7.5	11	0	0	0
Oct 31	vs. Washington*	P	0	0	—	—	0	0	0
Nov 7	at Dallas*	P	1	40	40.0	40	0	0	0
Nov 14	vs. Philadelphia	P	0	0	—	—	0	0	0
Nov 28	vs. L.A. Chargers*	P	0	0	—	—	0	0	0
Dec 5	at Kansas City	P	1	7	7.0	7	0	0	0
Dec 12	vs. Detroit*	P	0	0	—	—	0	0	0
Dec 19	vs. Cincinnati	P	0	0	—	—	0	0	0
Dec 26	at Las Vegas	P	0	0	—	—	0	0	0
Jan 2	at L.A. Chargers	S	2	23	11.5	15	0	0	0
Jan 8	vs. Kansas City	P	0	0	—	—	0	0	0
Season Totals		16/1	15	175	11.7	40	1	0	6

**KAREEM JACKSON****22****SAFETY****5-10 • 183 • 13TH YR. • ALABAMA****BORN:** April 10, 1988, in Macon, Ga.**HIGH SCHOOL:** Westside High School, Macon, Ga.**ACQUIRED:** Unrestricted Free Agent (Houston), 2019**NFL YEAR:** 13th • **YEAR WITH BRONCOS:** 4th**NFL GAMES PLAYED/STARTED:** 176/168 • **POSTSEASON GP/GS:** 8/8**JACKSON AT A GLANCE:**

- A 13th-year defensive back who has started 168-of-176 regular-season games and eight postseason contests during his NFL career with Houston (2010-18) and Denver (2019-21).
- Totaled 804 tackles (642 solo), three sacks (17 yds.), 20 interceptions (384 yds., 3 TDs), 104 passes defended, six forced fumbles and five fumble recoveries during his career.
- One of three active defensive backs (Malcolm Jenkins, N.O./Phi.; Devin McCourty, N.E.) with career totals of at least 800 tackles, 20 INTs and 100 passes defended.
- Recorded a team-leading 88 tackles (62 solo) and added one sack, one interception (7 yds.) and two passes defended in 15 games played (all starts) in 2021.
- Started all 16 games with the Broncos in 2020, finishing the year with a career-high 89 tackles (67 solo), one interception (13 yds.), four passes defended and two fumble recoveries while playing a career-best 1,083 defensive snaps.
- Started all 13 games played during his first year with Denver in 2019, totaling 71 tackles (48 solo), two interceptions (28 yds.), 10 passes defended, one forced fumble and a fumble returned for a touchdown.
- Chosen as the AFC Defensive Player of the Week (Week 14, at Hou., 12/8/19) after recording 11 tackles (6 solo), one interception (4 yds.), three passes defended and a fumble returned 70 yards for a touchdown against his former team.
- Recorded 589 tackles (489 solo), two sacks (17 yds.), 16 interceptions (336 yds.), three interceptions returned for a touchdown, 88 passes defended, five forced fumbles and three fumble recoveries during his nine years in Houston.
- Added 33 tackles (24 solo) and four passes defended in eight postseason games with the Texans.
- Finished his Texans career ranked second in franchise history in interceptions (16) and passes defended (88).
- Started all 16 games (12 at CB; 4 at S) for the Texans in 2018, tying for third in the NFL with a career-high-tying 17 passes defended in addition to posting 87 tackles (70 solo).
- Opened 40-of-41 games played at the University of Alabama, registering 159 tackles (106 solo), five interceptions (164 yds.), 34 passes defended, one fumble recovery and one forced fumble.
- Joined the Broncos as an unrestricted free agent (Houston) on March 13, 2019.
- Selected by Houston in the first round (20th overall) of the 2010 NFL Draft.

CAREER TRANSACTIONS: Signed by Houston as a draft choice 7/30/10; Signed by Denver as an unrestricted free agent 3/13/19; Signed by Denver 3/23/21.



2021: Jackson appeared in 15 games (all starts), totaling a team-high 88 tackles (62 solo), one sack, one interception and two passes defended... Missed the final game of the season and was placed on injured reserve (back) on Jan. 5... Collected the 20th interception of his career (7 yds.) and led the team with six tackles (4 solo) at Jac. (9/19)... Recorded seventh career game with 10 or more tackles, posting a season-high 11 defensive stops (9 solo) vs. Bal. (10/3)... Posted first sack of the season (third of career) and added six tackles (4 solo) vs. L.V. (10/17)... Led the team in tackles and posted nine defensive stops (6 solo) at Cle. (10/21)... Collected seven tackles (6 solo) vs. Was. (10/31)... Notched a team-leading nine tackles (7 solo) at Dal. (11/7)... Posted seven tackles (5 solo) vs. Phi. (11/14)... Tallied five tackles (3 solo) and one pass defended vs. Det. (12/12)... Registered eight tackles (7 solo) at LAC (1/2).

2020: Jackson concluded his second season with the Broncos totaling a career-high 89 tackles (67 solo), one interception (13 yds.), four passes defended and two fumble recoveries... Played a career-high 1,083 defensive snaps... Posted six tackles (5 solo) and a pass defended in the season opener vs. Ten. (9/14)... Made four tackles (3 solo) and recovered a fumble at Pit. (9/20)... Totaled six tackles in three consecutive games (vs. T.B., 9/27; at NYJ, 10/1; at N.E., 10/18)... Registered his first double-digit tackle game of the season (fifth

of his career) and notched a career-high 12 defensive stops (8 solo) vs. LAC (11/1)... Posted 10 tackles (8 solo) and one pass defended at K.C. (12/6) for his second double-digit tackle game of the season and the sixth of his career... Tied for the team lead in tackles and had seven solo tackles at Car. (12/13)... Notched nine tackles (7 solo) vs. Buf. (12/19)... Tallied his first interception of the season (13 yds.) and the 19th of his career, posted his second fumble recovery of the season (fifth of his career) and had one pass defended in the season finale vs. L.V. (1/3).

2019: Jackson started all 13 games played with Denver, totaling 71 tackles (48 solo), two interceptions (28 yds.), 10 passes defended, one forced fumble and one fumble returned for a touchdown... Registered seven tackles (5 solo) and two passes defended at Oak. (9/9)... Tallied 10 tackles (8 solo) and one forced fumble at the goal line at LAC (10/6)... Recorded one interception (24 yds.) and one solo tackle vs. Ten. (10/13)... Totaled six tackles (5 solo) at Ind. (10/27)... Totaled seven tackles (4 solo) at Buf. (11/24)... Notched six tackles (5 solo) vs. LAC (12/1)... Chosen as the AFC Defensive Player of the Week after recording 11 tackles (6 solo), one interception (4 yds.), three passes defended and a fumble returned for 70 yards and a touchdown at Hou. (12/8)... Was placed on the reserve/suspended list on Dec. 17 and missed the final two games of the season.

2018: Jackson started all 16 games for Houston for the second time in his career, finishing with 87 tackles (70 solo) and a career-high-tying 17 passes defended... Added one sack (13 yds.), two forced fumbles and one fumble recovery on the season... Opened 12 games at cornerback and four games at safety... Recorded a team-high eight solo tackles and a career-best two forced fumbles at N.E. (9/9)... Tied for the team lead with nine total tackles (eight solo), and had one sack (13 yds.) and one pass defended at Was. (11/18)... Finished with 11 total tackles (nine solo) and two passes defended vs. Ind. (12/9)... Contributed four tackles (3 solo) in Houston's AFC Wild Card Game vs. Ind. (1/5).

2017: Jackson played all 16 games (14 starts) for Houston, tallying 73 tackles (54 solo), 10 passes defended, one forced fumble, one interception (2 yds.) and one sack (4 yds.)... Ranked fifth among NFL cornerbacks in total tackles and was tied for fifth in tackles for loss (4)... Had nine games with five or more tackles, which tied for the third-most among all cornerbacks... Led the team with seven tackles, recorded his first career sack (4 yds.) and had one forced fumble at Cin. (9/14)... Made his 100th career start vs. Ind. (11/5).

2016: Jackson started 13-of-14 regular-season games played and two postseason contests as Houston won their second consecutive AFC South title... Totaled 62 tackles (51 solo), one interception (42 yds., TD) and four passes defended... Contributed eight tackles (4 solo) in two postseason games... Intercepted Blake Bortles and returned it 42 yards for his third career touchdown at Jac. (11/13)... Made four tackles (1 solo) in Houston's AFC Wild Card victory vs. Oak. (1/7)... Notched four tackles (3 solo) in Houston's AFC Divisional Playoff Game at N.E. (1/14).

2015: Jackson appeared in 12 games (10 starts) while opening one postseason game as Houston won it's first AFC South title in three seasons... Posted 58 tackles (52 solo), two interceptions (77 yds., 1 TD), six passes defended, one forced fumble and one fumble recovery... Missed Games 7-11 with an ankle injury... Intercepted Drew Brees and returned it 50 yards vs. N.O. (11/29)... Forced a fumble that led to a touchdown at Ten. (12/27)... Returned an interception 27 yards for his second career touchdown vs. Jac. (1/3)... Registered a postseason-best seven tackles (6 solo) and added a pass defended in Houston's AFC Wild Card Game vs. K.C. (1/9).

2014: Jackson started all 13 games played and ended the season with 57 tackles (48 solo), three interceptions (97 yds.) and nine passes defended... Intercepted a pass and returned it for a career-long 65 yards at Oak. (9/14)... Posted nine tackles at Dal. (10/5)... Picked off Joe Flacco twice (32 yds.) for his first career multi-interception game vs. Bal. (12/21).

2013: Jackson started all 14 games played, notching 56 tackles (51 solo), nine passes defended and one fumble recovery... Made five or more tackles in four games while posting multiple passes defended vs. Ten. (9/15) and vs. Den. (12/22).

2012: Jackson played all 16 games (15 starts) and opened both postseason contests as Houston captured the AFC South crown for the second consecutive season... Tallied career highs in interceptions (4) and passes defended (17)... Added 53 tackles (47 solo) while notching multiple passes defended in six games... Produced six tackles (4 solo) and two passes defended in two postseason contests... Picked off Ryan Tannehill and made five tackles (4 solo) vs. Mia. (9/9)... Registered his first career pick-six (63 yds.) vs. Ten. (9/30)... Sealed a Texans victory with a fourth-quarter interception vs. NYJ (10/8)... Made four total tackles (two solo) in Houston's AFC Divisional Playoff Game at N.E. (1/13).

2011: Jackson started 13-of-15 regular-season games played and two postseason contests as the Texans won the AFC South Division and made the playoffs for the first time in franchise history... Finished the season with 40 tackles (35 solo), one interception, six passes defended and one forced fumble... Contributed eight tackles (7 solo) and one pass defended in two postseason games... Tied for the team lead with eight tackles (7 solo) at N.O. (9/25)... Made four tackles (3 solo) in his postseason debut in the Texans' AFC Wild Card Game vs. Cin. (1/7)... Registered four solo tackles and one pass defended in Houston's AFC Divisional Playoff Game at Bal. (1/15).

2010: Selected by Houston in the first round (20th overall) of the 2010 NFL Draft, Jackson started all 16 games as a rookie... Ended his initial NFL campaign with 70 tackles (57 solo), two interceptions (23 yds.) and 10 passes defended... Recorded his first career interception (23 yds.) vs. NYG (10/10)... Picked off Philip Rivers and made six tackles (5 solo) vs. S.D. (11/7)... Forced his first career fumble at Den. (12/26).

COLLEGE: Jackson opened 40-of-41 games played at the University of Alabama (2006-09), registering 159 tackles (106 solo), five interceptions (164 yds.), 34 passes defended, one fumble recovery and one forced fumble... Added a pair of blocked kicks... Started all 14 games on Alabama's 2009 BCS Championship team, contributing 49 tackles, one interception and 14 passes defended.

PERSONAL: Jackson attended Westside High School in Macon, Ga., and compiled 1,436 rushing yards with 20 touchdowns and nine receptions for 256 yards with two scores as a senior.. Concluded a three-year varsity career with 3,447 rushing yards and 46 touchdowns... Kareem Jackson was born on April 10, 1988 in Macon, Ga.

JACKSON'S REGULAR SEASON RECORD

Year	Club	G	S	UT	A	TT	S-Yds.	I-Yds.	PD	FF	FR	TD-Int.	TD-FR	S	Pts.
2010	Houston	16	16	57	13	70	0-0	2-23	10	0	0	0	0	0	0
2011	Houston	15	13	35	5	40	0-0	1-0	6	1	0	0	0	0	0
2012	Houston	16	15	47	6	53	0-0	4-71	17	0	0	1	0	0	6
2013	Houston	14	14	51	5	56	0-0	0-0	9	0	1	0	0	0	0
2014	Houston	13	13	48	9	57	0-0	3-97	9	0	0	0	0	0	0
2015	Houston	12	10	52	6	58	0-0	2-77	6	1	1	1	0	0	6
2016	Houston	14	13	51	11	62	0-0	1-42	4	0	0	1	0	0	6
2017	Houston	16	14	54	19	73	1-4	1-2	10	1	0	0	0	0	0
2018	Houston	16	16	70	17	87	1-13	2-24	17	2	1	0	0	0	0
2019	Denver	13	13	48	23	71	0-0	2-28	10	1	0	0	1	0	6
2020	Denver	16	16	67	22	89	0-0	1-13	4	0	2	0	0	0	0
2021	Denver	15	15	62	26	88	1-0	1-7	2	0	0	0	0	0	0
CAREER TOTALS		176	168	642	162	804	3-17	20-384	104	6	5	3	1	0	24

ADDITIONAL STATISTICS: Special-teams tackles — 2011 (2), TOTAL (2).

JACKSON'S POSTSEASON RECORD

Year	Club	G	S	UT	A	TT	S-Yds.	I-Yds.	PD	FF	FR	TD-Int.	TD-FR	S	Pts.
2011	Houston	2	2	7	1	8	0-0	0-0	1	0	0	0	0	0	0
2012	Houston	2	2	4	2	6	0-0	0-0	2	0	0	0	0	0	0
2015	Houston	1	1	6	1	7	0-0	0-0	1	0	0	0	0	0	0
2016	Houston	2	2	4	4	8	0-0	0-0	0	0	0	0	0	0	0
2018	Houston	1	1	3	1	4	0-0	0-0	0	0	0	0	0	0	0
CAREER TOTALS		8	8	24	9	33	0-0	0-0	4	0	0	0	0	0	0

JACKSON'S SINGLE-GAME HIGHS

(Postseason in parentheses)

Tackles — 12, vs. L.A. Chargers, 11/1/20 (7, vs. Kansas City, 1/9/16). **Interceptions** — 2, vs. Baltimore, 12/21/14 (none). **Interception return yards** — 65, at Oakland, 9/14/14 (none). **Passes defended** — 3, twice, last vs. Jacksonville, 12/30/18 (2, vs. Cincinnati, 1/5/13). **Sacks** — 1, 3x, last: vs. Las Vegas, 10/17/21 (none). **Sack yards** — 13, at Washington, 11/18/18 (none). **Forced fumbles** — 2, at New England, 9/9/18 (none). **Fumble recoveries** — 1, 5x, last vs. Las Vegas, 1/3/21 (none).

JACKSON'S INTERCEPTIONS BY QUARTERBACK (20)

Quarterback	Interceptions	Quarterback	Interceptions
Joe Flacco	2	Mark Sanchez	1
Blake Bortles	2	Matt Hasselbeck	1
Derek Carr	2	Deshaun Watson	1
Ryan Tannehill	2	Jay Cutler	1
Eli Manning	1	Nathan Peterman	1
Philip Rivers	1	Drew Brees	1
Matt Ryan	1	Jimmy Garoppolo	1
Dak Prescott	1	Trevor Lawrence	1

KAREEM JACKSON'S CAREER GAME-BY-GAME

(Victories asterisked)

2010 HOUSTON (6-10)		TACKLES									
Date	Opponent	P/S	UT	A	TT	S-Yds.	I-Yds.	PD	FF	FR	
Sep 12	vs. Indianapolis*	S	4	0	4	0-0	0-0	1	0	0	
Sep 19	at Washington*	S	4	2	6	0-0	0-0	1	0	0	
Sep 26	vs. Dallas	S	3	3	6	0-0	0-0	1	0	0	
Oct 3	at Oakland*	S	3	1	4	0-0	0-0	1	0	0	
Oct 10	vs. N.Y. Giants	S	5	0	5	0-0	1-23	1	0	0	
Oct 17	vs. Kansas City*	S	3	4	7	0-0	0-0	0	0	0	
Nov 1	at Indianapolis	S	5	1	6	0-0	0-0	1	0	0	
Nov 7	vs. San Diego	S	5	1	6	0-0	1-0	1	0	0	
Nov 14	at Jacksonville	S	2	0	2	0-0	0-0	0	0	0	
Nov 21	at N.Y. Jets	S	3	0	3	0-0	0-0	1	0	0	
Nov 28	vs. Tennessee*	S	3	0	3	0-0	0-0	1	0	0	
Dec 2	at Philadelphia	S	2	0	2	0-0	0-0	0	0	0	
Dec 13	vs. Baltimore	S	6	1	7	0-0	0-0	0	0	0	
Dec 19	at Tennessee	S	4	0	4	0-0	0-0	1	0	0	
Dec 26	at Denver	S	0	0	0	0-0	0-0	0	0	0	
Jan 2	vs. Jacksonville*	S	5	0	5	0-0	0-0	0	0	0	
Regular Season Totals			16/16	57	13	70	0-0	2-23	10	0	0

2011 HOUSTON (10-6)		TACKLES									
Date	Opponent	P/S	UT	A	TT	S-Yds.	I-Yds	PD	FF	FR	
Sep 11	vs. Indianapolis*	S	1	0	1	0-0	0-0	0	0	0	
Sep 18	at Miami*	P	3	1	4	0-0	0-0	0	1	0	
Sep 25	at New Orleans	S	7	1	8	0-0	0-0	0	0	0	
Oct 2	vs. Pittsburgh*					INACTIVE					
Oct 9	vs. Oakland	P	0	0	0	0-0	0-0	0	0	0	
Oct 16	at Baltimore	S	4	0	4	0-0	0-0	0	0	0	
Oct 23	at Tennessee*	S	2	0	2	0-0	0-0	0	0	0	
Oct 30	vs. Jacksonville*	S	0	0	0	0-0	0-0	1	0	0	
Nov 6	vs. Cleveland*	S	5	0	5	0-0	0-0	2	0	0	
Nov 13	at Tampa Bay*	S	0	1	1	0-0	0-0	0	0	0	
Nov 27	at Jacksonville*	S	1	1	2	0-0	0-0	0	0	0	
Dec 4	vs. Atlanta*	S	3	0	3	0-0	1-0	2	0	0	
Dec 11	at Cincinnati*	S	2	0	2	0-0	0-0	0	0	0	
Dec 18	vs. Carolina	S	0	1	1	0-0	0-0	0	0	0	
Dec 22	at Indianapolis	S	2	0	2	0-0	0-0	1	0	0	
Jan 1	vs. Tennessee	S	5	0	5	0-0	0-0	0	0	0	
Regular Season Totals			15/13	35	5	40	0-0	1-0	6	1	0
Jan 7	vs. Cincinnati*§	S	3	1	4	0-0	0-0	1	0	0	
Jan 15	at Baltimore†	S	4	0	4	0-0	0-0	0	0	0	
Postseason Totals			2/2	7	1	8	0-0	0-0	1	0	0

§AFC Wild Card Game; †AFC Divisional Playoff Game

2012 HOUSTON (12-4)		TACKLES									
Date	Opponent	P/S	UT	A	TT	S-Yds.	I-Yds	PD	FF	FR	
Sep 9	vs. Miami*	S	4	1	5	0-0	1-3	2	0	0	
Sep 16	at Jacksonville*	P	0	0	0	0-0	0-0	0	0	0	
Sep 23	at Denver*	S	7	1	8	0-0	0-0	1	0	0	
Sep 30	vs. Tennessee*	S	2	0	2	0-0	1-63	2	0	0	
Oct 8	at N.Y. Jets*	S	1	0	1	0-0	1-4	1	0	0	
Oct 14	vs. Green Bay	S	2	0	2	0-0	0-0	0	0	0	
Oct 21	vs. Baltimore*	S	3	0	3	0-0	0-0	0	0	0	
Nov 4	vs. Buffalo*	S	2	0	2	0-0	0-0	0	0	0	
Nov 11	at Chicago*	S	3	0	3	0-0	1-1	2	0	0	
Nov 18	vs. Jacksonville*	S	5	0	5	0-0	0-0	2	0	0	
Nov 22	at Detroit*	S	2	0	2	0-0	0-0	1	0	0	
Dec 2	at Tennessee*	S	2	0	2	0-0	0-0	2	0	0	
Dec 10	at New England†	S	1	1	2	0-0	0-0	0	0	0	
Dec 16	vs. Indianapolis*	S	4	0	4	0-0	0-0	1	0	0	
Dec 23	vs. Minnesota	S	3	1	4	0-0	0-0	2	0	0	
Dec 30	at Indianapolis	S	6	2	8	0-0	0-0	1	0	0	
Regular Season Totals			16/15	47	6	53	0-0	4-71	17	0	0
Jan 5	vs. Cincinnati*§	S	2	0	2	0-0	0-0	2	0	0	
Jan 13	at New England†	S	2	2	4	0-0	0-0	0	0	0	
Postseason Totals			2/2	4	2	6	0-0	0-0	2	0	0

§AFC Wild Card Game; †AFC Divisional Playoff Game

2013 HOUSTON (2-14)		TACKLES									
Date	Opponent	P/S	UT	A	TT	S-Yds.	I-Yds	PD	FF	FR	
Sep 9	vs. San Diego*	S	3	0	3	0-0	0-0	0	0	0	
Sep 15	vs. Tennessee*	S	6	0	6	0-0	0-0	0	0	2	
Sep 22	at Baltimore	S	3	1	4	0-0	0-0	0	0	1	
Sep 29	vs. Seattle	S	4	0	4	0-0	0-0	0	0	0	
Oct 6	at San Francisco	S	2	1	3	0-0	0-0	0	0	1	
Oct 13	vs. St. Louis	S	2	0	2	0-0	0-0	0	0	0	
Oct 20	at Kansas City	S	6	0	6	0-0	0-0	0	1	1	
Nov 3	vs. Indianapolis	S	3	0	3	0-0	0-0	0	0	0	
Nov 10	at Arizona	S	4	0	4	0-0	0-0	0	0	0	
Nov 17	vs. Oakland					INACTIVE					
Nov 24	vs. Jacksonville					INACTIVE					
Dec 1	vs. New England	S	2	1	3	0-0	0-0	0	0	0	
Dec 5	at Jacksonville	S	5	1	6	0-0	0-0	0	0	1	
Dec 15	at Indianapolis	S	3	0	3	0-0	0-0	0	0	1	
Dec 22	vs. Denver	S	6	1	7	0-0	0-0	0	0	2	
Dec 29	at Tennessee	S	2	0	2	0-0	0-0	0	0	0	
Regular Season Totals			14/14	51	5	56	0-0	0-0	0	1	9

Did You Know?

Randy Gradishar accounted for 33 turnovers (20 INTs, 13 FR) during his 10-year career with the Broncos from 1974-83, and that total tied for the fourth most by an NFL linebacker in that span.

2014 HOUSTON (9-7)		TACKLES									
Date	Opponent	P/S	UT	A	TT	S-Yds.	I-Yds	PD	FF	FR	
Sept 7	vs. Washington*	S	6	2	8	0-0	0-0	0	0	0	
Sept 14	at Oakland*	S	2	0	2	0-0	1-65	2	0	0	
Sept 21	at N.Y. Giants	S	2	0	2	0-0	0-0	1	0	0	
Sept 28	vs. Buffalo*	S	4	2	6	0-0	0-0	1	0	0	
Oct 5	at Dallas	S	8	1	9	0-0	0-0	0	0	0	
Oct 9	vs. Indianapolis	S	4	1	5	0-0	0-0	0	0	0	
Oct 20	at Pittsburgh	S	5	0	5	0-0	0-0	0	0	0	
Oct 26	at Tennessee*	S	4	0	4	0-0	0-0	2	0	0	
Nov 2	vs. Philadelphia	S	1	0	1	0-0	0-0	0	0	0	
Nov 16	at Cleveland*				INACTIVE						
Nov 23	vs. Cincinnati				INACTIVE						
Nov 30	vs. Tennessee*				INACTIVE						
Dec 7	at Jacksonville*	S	4	0	4	0-0	0-0	0	0	0	
Dec 14	at Indianapolis	S	5	1	6	0-0	0-0	1	0	0	
Dec 21	vs. Baltimore*	S	1	0	1	0-0	2-32	2	0	0	
Dec 28	vs. Jacksonville*	S	2	2	4	0-0	0-0	0	0	0	
Regular Season Totals			13/13	48	9	57	0-0	3-97	9	0	0

2015 HOUSTON (9-7)		TACKLES									
Date	Opponent	P/S	UT	A	TT	S-Yds.	I-Yds	PD	FF	FR	
Sept 13	vs. Kansas City	S	6	0	6	0-0	0-0	0	0	0	
Sept 20	at Carolina	S	3	1	4	0-0	0-0	0	0	0	
Sept 27	vs. Tampa Bay*	S	6	0	6	0-0	0-0	0	0	0	
Oct 4	at Atlanta	S	4	1	5	0-0	0-0	0	0	0	
Oct 8	vs. Indianapolis	S	4	1	5	0-0	0-0	2	0	0	
Oct 18	at Jacksonville*	S	1	0	1	0-0	0-0	0	0	0	
Oct 25	at Miami				INACTIVE						
Nov 1	vs. Tennessee*				INACTIVE						
Nov 16	at Cincinnati*				INACTIVE						
Nov 22	vs. N.Y. Jets*				INACTIVE						
Nov 29	vs. New Orleans*	P	2	2	4	0-0	1-50	1	0	0	
Dec 6	at Buffalo	P	5	1	6	0-0	0-0	0	0	0	
Dec 13	vs. New England	S	9	0	9	0-0	0-0	1	0	0	
Dec 20	at Indianapolis*	S	4	0	4	0-0	0-0	0	0	1	
Dec 27	at Tennessee*	S	5	0	5	0-0	0-0	1	1	0	
Jan 3	vs. Jacksonville*	S	3	0	3	0-0	1-27	1	0	0	
Regular Season Totals			12/10	52	6	58	0-0	2-77	6	1	1
Jan 9	vs. Kansas City§	1/1	6	1	7	0-0	0-0	1	0	0	
Postseason Totals			1/1	6	1	7	0-0	0-0	1	0	0

§AFC Wild Card Game; †AFC Divisional Playoff Game

2016 HOUSTON (9-7)		TACKLES									
Date	Opponent	P/S	UT	A	TT	S-Yds.	I-Yds	PD	FF	FR	
Sep 11	vs. Chicago*	S	4	1	5	0-0	0-0	0	0	0	
Sep 18	vs. Kansas City*	S	6	0	6	0-0	0-0	1	0	0	
Sep 22	at New England	S	4	3	7	0-0	0-0	0	0	0	
Oct 2	vs. Tennessee*	S	3	0	3	0-0	0-0	1	0	0	
Oct 9	at Minnesota				INACTIVE						
Oct 16	vs. Indianapolis*				INACTIVE						
Oct 24	at Denver	S	1	1	2	0-0	0-0	0	0	0	
Oct 30	vs. Detroit*	S	5	0	5	0-0	0-0	1	0	0	
Nov 13	at Jacksonville*	S	6	0	6	0-0	1-42	1	0	0	
Nov 21	at Oakland	S	2	1	3	0-0	0-0	0	0	0	
Nov 27	vs. San Diego	P	4	0	4	0-0	0-0	0	0	0	
Dec 4	at Green Bay	S	5	0	5	0-0	0-0	0	0	0	
Dec 11	at Indianapolis*	S	7	1	8	0-0	0-0	0	0	0	
Dec 18	vs. Jacksonville*	S	1	2	3	0-0	0-0	0	0	0	
Dec 24	vs. Cincinnati*	S	2	1	3	0-0	0-0	0	0	0	
Jan 1	at Tennessee	S	1	1	2	0-0	0-0	0	0	0	
Regular Season Totals			14/13	51	11	62	0-0	1-42	4	0	0
Jan 7	vs. Oakland*§	S	1	3	4	0-0	0-0	0	0	0	
Jan 14	at New England†	S	1	3	4	0-0	0-0	0	0	0	
Postseason Totals			2/2	4	4	8	0-0	0-0	0	0	0

§AFC Wild Card Game; †AFC Divisional Playoff Game

2017 HOUSTON (4-12)		TACKLES									
Date	Opponent	P/S	UT	A	TT	S-Yds.	I-Yds	PD	FF	FR	
Sep 10	vs. Jacksonville	P	4	2	6	0-0	0-0	0	0	0	
Sep 14	at Cincinnati*	P	5	3	8	1-4	0-0	0	1	0	
Sep 24	at New England	S	5	1	6	0-0	0-0	1	0	0	
Oct 1	vs. Tennessee*	S	2	1	3	0-0	0-0	0	0	0	
Oct 8	vs. Kansas City	S	3	2	5	0-0	0-0	0	0	0	
Oct 15	vs. Cleveland*	S	2	3	5	0-0	0-0	1	0	0	
Oct 29	at Seattle	S	4	1	5	0-0	0-0	0	0	0	
Nov 5	vs. Indianapolis	S	2	1	3	0-0	0-0	1	0	0	
Nov 12	at L.A. Rams	S	4	1	5	0-0	0-0	0	0	0	
Nov 19	vs. Arizona*	S	6	1	7	0-0	0-0	1	0	0	
Nov 27	at Baltimore	S	3	0	3	0-0	0-0	0	0	0	
Dec 3	at Tennessee	S	3	0	3	0-0	0-0	1	0	0	
Dec 10	vs. San Francisco	S	3	0	3	0-0	1-2	1	0	0	
Dec 17	at Jacksonville	S	4	0	4	0-0	0-0	1	0	0	
Dec 25	vs. Pittsburgh	S	3	2	5	0-0	0-0	1	0	0	
Dec 31	at Indianapolis	S	1	1	2	0-0	0-0	2	0	0	
Regular Season Totals			16/14	54	19	73	1-4	1-2	10	1	0

2018 HOUSTON (11-5)		TACKLES								
Date	Opponent	P/S	UT	A	TT	S-Yds.	I-Yds.	PD	FF	FR
Sep 9	at New England	S	8	0	8	0-0	0-0	0	2	0
Sep 16	at Tennessee	S	3	3	6	0-0	0-0	2	0	0
Sep 23	vs. N.Y. Giants	S	5	4	9	0-0	0-0	1	0	0
Sep 30	at Indianapolis*	S	3	1	4	0-0	0-0	0	0	0
Oct 7	vs. Dallas*	S	5	0	5	0-0	1-11	2	0	0
Oct 14	vs. Buffalo*	S	3	0	3	0-0	1-13	3	0	0
Oct 21	at Jacksonville*	S	3	0	3	0-0	0-0	0	0	1
Oct 25	vs. Miami*	S	7	2	9	0-0	0-0	0	0	0
Nov 4	at Denver*	S	4	0	4	0-0	0-0	2	0	0
Nov 18	at Washington*	S	8	2	10	1-13	0-0	1	0	0
Nov 26	vs. Tennessee*	S	0	2	2	0-0	0-0	0	0	0
Dec 2	vs. Cleveland*	S	4	0	4	0-0	0-0	0	0	0
Dec 9	vs. Indianapolis	S	9	2	11	0-0	0-0	2	0	0
Dec 15	at N.Y. Jets*	S	3	1	4	0-0	0-0	1	0	0
Dec 23	at Philadelphia	S	2	0	2	0-0	0-0	0	0	0
Dec 30	vs. Jacksonville*	S	3	0	3	0-0	0-0	3	0	0
Regular Season Totals		16/16	70	17	87	1-13	2-24	17	2	1
Jan 5	vs. Indianapolis	S	3	1	4	0-0	0-0	0	0	0
Postseason Totals		1/1	3	1	4	0-0	0-0	0	0	0
*AFC Wild Card Game										

2019 DENVER (7-9)		TACKLES								
Date	Opponent	P/S	UT	A	TT	S-Yds.	I-Yds.	PD	FF	FR
Sep 9	at Oakland	S	5	2	7	0-0	0-0	2	0	0
Sep 15	vs. Chicago	S	5	0	5	0-0	0-0	1	0	0
Sep 22	at Green Bay	S	3	1	4	0-0	0-0	0	0	0
Sep 29	vs. Jacksonville									
Oct 6	at L.A. Chargers*	S	7	3	10	0-0	0-0	0	1	0
Oct 13	vs. Tennessee*	S	1	0	1	0-0	1-24	1	0	0
Oct 17	vs. Kansas City	S	2	1	3	0-0	0-0	0	0	0
Oct 27	at Indianapolis	S	5	1	6	0-0	0-0	0	0	0
Nov 3	vs. Cleveland*	S	1	3	4	0-0	0-0	1	0	0
Nov 17	at Minnesota	S	3	2	5	0-0	0-0	1	0	0
Nov 24	at Buffalo	S	4	3	7	0-0	0-0	0	0	0
Dec 1	vs. L.A. Chargers*	S	5	1	6	0-0	0-0	0	0	0
Dec 8	at Houston*	S	6	5	11	0-0	1-4	3	0	0
Dec 15	at Kansas City	S	1	1	2	0-0	1-4	2	0	0
PLACED ON RESERVE/SUSPENDED LIST ON DEC. 17										
Season Totals		13/13	48	23	71	0-0	2-28	10	1	0

2020 DENVER (5-11)		TACKLES								
Date	Opponent	P/S	UT	A	TT	S-Yds.	I-Yds.	PD	FF	FR
Sep 14	vs. Tennessee	S	5	1	6	0-0	0-0	1	0	0
Sep 20	at Pittsburgh	S	3	1	4	0-0	0-0	0	0	1
Sep 27	vs. Tampa Bay	S	4	2	6	0-0	0-0	0	0	0
Oct 1	at N.Y. Jets*	S	5	1	6	0-0	0-0	0	0	0
Oct 18	at New England*	S	4	2	6	0-0	0-0	0	0	0
Oct 25	vs. Kansas City	S	0	2	2	0-0	0-0	0	0	0
Nov 1	vs. L.A. Chargers*	S	8	4	12	0-0	0-0	0	0	0
Nov 8	at Atlanta	S	6	0	6	0-0	0-0	0	0	0
Nov 15	at Las Vegas	S	2	3	5	0-0	0-0	0	0	0
Nov 22	vs. Miami*	S	2	1	3	0-0	0-0	1	0	0
Nov 29	vs. New Orleans	S	3	0	3	0-0	0-0	0	0	0
Dec 6	at Kansas City	S	8	2	10	0-0	0-0	1	0	0
Dec 13	at Carolina*	S	7	0	7	0-0	0-0	0	0	0
Dec 19	vs. Buffalo	S	7	2	9	0-0	0-0	0	0	0
Dec 27	at L.A. Chargers	S	2	0	2	0-0	0-0	0	0	0
Jan 3	vs. Las Vegas	S	1	1	2	0-0	1-13	1	0	1
Season Totals		16/16	67	22	89	0-0	1-13	4	0	2

2021 DENVER (7-10)		TACKLES								
Date	Opponent	P/S	UT	A	TT	S-Yds.	I-Yds.	PD	FF	FR
Sep 12	at N.Y. Giants*	S	0	2	2	0-0	0-0	0	0	0
Sep 19	at Jacksonville*	S	4	2	6	0-0	1-7	1	0	0
Sep 26	vs. N.Y. Jets*	S	1	1	2	0-0	0-0	0	0	0
Oct 3	vs. Baltimore	S	9	2	11	0-0	0-0	0	0	0
Oct 10	at Pittsburgh	S	6	1	7	0-0	0-0	0	0	0
Oct 17	vs. Las Vegas	S	4	2	6	1-0	0-0	0	0	0
Oct 21	at Cleveland	S	6	3	9	0-0	0-0	0	0	0
Oct 31	vs. Washington*	S	6	1	7	0-0	0-0	0	0	0
Nov 7	at Dallas*	S	7	2	9	0-0	0-0	0	0	0
Nov 14	vs. Philadelphia	S	5	2	7	0-0	0-0	0	0	0
Nov 28	vs. L.A. Chargers*									
Dec 5	at Kansas City	S	1	1	2	0-0	0-0	0	0	0
Dec 12	vs. Detroit*	S	3	2	5	0-0	0-0	1	0	0
Dec 19	vs. Cincinnati	S	1	1	2	0-0	0-0	0	0	0
Dec 26	at Las Vegas	S	3	2	5	0-0	0-0	0	0	0
Jan 2	at L.A. Chargers	S	7	1	8	0-0	0-0	0	0	0
Jan 8	vs. Kansas City									
INJURED RESERVE										
Season Totals		15/15	62	26	88	1-0	1-7	2	0	0



JERRY JEUDY

10

WIDE RECEIVER

6-1 • 193 • 3RD YR. • ALABAMA**BORN:** April 24, 1999, in Deerfield Beach, Fla.**HIGH SCHOOL:** April 24, 1999, in Deerfield Beach, Fla.**ACQUIRED:** Draft #1 (15th overall), 2020**NFL YEAR:** 3rd • **YEAR WITH BRONCOS:** 3rd**NFL GAMES PLAYED/STARTED:** 26/19

JEUDY AT A GLANCE:

- A third-year wide receiver who has appeared in 26 games (19 starts) with the Broncos (2020-21), posting 90 receptions for 1,323 yards (14.7 avg.) with three touchdowns during his career.
- Appeared in 10 games (5 starts) in 2021, totaling 38 receptions for 467 yards (12.3 avg.).
- Started 14-of-16 games with the Broncos in 2020, finishing with 52 catches for 856 yards (16.5 avg.) with three touchdowns and two 100-yard receiving contests.
- Ranked fifth among first-year pass catchers with 856 receiving yards in 2020 and concluded his initial campaign with the second-most receptions (52) and receiving yards (856) in a single-season by a Broncos rookie (Eddie Royal, 2008).
- Appeared in 42 games (27 starts) at the University of Alabama, totaling 159 receptions for 2,742 yards (17.2 avg.) with 26 touchdowns during his collegiate career (2017-19).
- Chosen as the 2018 Biletnikoff Award (nation's top WR) recipient following his sophomore season after posting 68 receptions for 1,315 yards (19.3 avg.) with 14 touchdowns.
- Attended Deerfield Beach (Fla.) High School, where he recorded 76 receptions for 1,054 yards and 15 touchdowns as a senior.
- Selected by the Broncos in the first round (15th overall) of the 2020 NFL Draft.

CAREER TRANSACTIONS: Signed by Denver as a draft choice 7/23/20.

2021: Jeudy appeared in 10 games (5 starts), totaling 38 receptions for 467 yards (12.3 avg.)... Tied for the team lead in catches and yards, posting six receptions for 72 yards (12.0 avg.) at NYG (9/12) before leaving the game with a lower leg injury... Missed Weeks 2-7 after being placed on injured reserve on Sept. 14 with an ankle injury... Returned from injury, posting four receptions for 39 yards (9.8 avg.) vs. Was. (10/31)... Surpassed 1,000 receiving yards for his career, tallying a team-leading six catches for 69 yards (11.5 avg.) at Dal. (11/7)... Led the team in catches, posting six receptions for 48 yards (8.0 avg.) vs. Phi. (11/14)... Registered a season high 77 yards on four receptions (19.3 avg.) at K.C. (12/5)... Recorded three receptions for 60 yards (20.0 avg.), including a season-long 40-yard catch, at L.V. (12/26).

2020: Selected in the first round (15th overall) of the 2020 NFL Draft, Jeudy started 14-of-16 games played during his rookie season and finished the campaign with 52 catches for 856 yards (16.5 avg.) with three touchdowns and two 100-yard receiving games... Collected the second-most receptions (52) and receiving yards (856) ever by a Broncos rookie, and his 856 yards ranked fifth behind all first-year pass catchers in 2020... Totaled 56 yards on four receptions (14.0 avg.) in his NFL debut vs. Ten. (9/14)... Made his first career start at Pit. (9/20) and posted 62 yards on four receptions (15.5 avg.)... Hauled in five receptions and was tied for the team lead in catches vs. Tampa Bay (9/27)... Collected first career touchdown on a 48-yard catch and score at NYJ (10/1)... Notched four receptions for 73 yards (18.3 avg.) vs. LAC (11/10)... Collected first 100-yard receiving game of his career, tallied his second career touchdown, led the team in receptions and receiving yards and set a career-highs in catches (7) at Atl. (11/8)... His 125 receiving yards against the Falcons represented the sixth most by a Broncos rookie in a single game... Tied for the team lead in catches (4) and led the team in receiving yards (68) at L.V. (11/15)... Tied for the team lead in catches (6) for the second consecutive game and recorded six receptions for 61 yards (10.2 avg.) at LAC (12/27)... Registered his second 100-yard receiving contest of the season, tallied five catches for a career-high 140 yards (28.0 avg.) and collected a 92-yard catch and run touchdown in the season finale vs. L.V. (1/3)... His 92-yard reception was the third-longest by a Broncos rookie and the sixth-longest passing play in franchise annals.

COLLEGE: Jeudy appeared in 42 games (27 starts) at the University of Alabama, totaling 159 receptions for 2,742 yards (17.2 avg.) with 26 touchdowns during his collegiate career (2017-19)... Finished his collegiate career ranked second and fourth on the Crimson Tide's career touchdown reception (26) and receiving yardage (2,742) list, respectively... Averaged 17.2 yards per catch for his career, a number that is second in Alabama records behind only College & Pro Football Hall of Famer Ozzie Newsome's 20.3 yards per catch... Started all 13 games played during his junior season and led the team with 77 catches for 1,163 yards (15.1

avg.) with 10 touchdowns... Selected as a semifinalist for the Biletnikoff Award (nation's top WR) and the Maxwell Player of the Year (best all-around player) after his junior season in 2019... Was a first-team All American and was named first-team All-Southeastern Conference by the league's coaches... Registered five 100-yard and three 200-yard receiving games during his junior campaign... Named the Citrus Bowl MVP after collecting a career-high 204 yards on six catches (34.0 avg.) against Michigan... Was chosen as the Biletnikoff Award recipient following his sophomore season in 2018 after posting 68 receptions for 1,315 yards (19.3 avg.) with 14 touchdowns... Named a consensus first-team All-American and first-team All-SEC after posting the second-most receiving yards (1,315) in Alabama program history... Recorded the second-most single-season receiving touchdowns (14) in school history while leading the SEC and finishing third nationally... Recorded a team-high five 100-yard performances... Saw action in 14 games as a true freshman in 2017, recording 14 catches for 264 yards (18.9 avg.) with two touchdowns as a member of Alabama's 2018 National Championship Team... Played in both of Alabama's College Football Playoff games against Clemson (1/1/18) and Georgia (1/8/18).

PERSONAL: Jeudy played wide receiver at Deerfield Beach (Fla.) High School, where he combined to catch 117 passes for 1,554 yards (13.2 avg.) with 25 touchdowns between his junior and senior seasons... Participated in the Under Armour All-America Game, Nike's 2016 "The Opening" and the Rivals100 Five-Star Challenge following as a senior in high school... Jerry Jeudy (pronounced: Judy) was born on April 24, 1999 in Deerfield Beach, Fla.

JEUDY'S REGULAR SEASON RECORD

Year	Club	RECEIVING							SCORING					
		G	S	No.	Yds.	Avg.	LG	TD	TD	TDp	TDrt	2pt	Pts.	
2020	Denver	16	14	52	856	16.5	92t	3	3	0	3	0	0	18
2021	Denver	10	5	38	467	12.3	40	0	0	0	0	0	0	
CAREER TOTALS		26	19	90	1,323	14.7	92t	3	3	0	3	0	18	

ADDITIONAL STATISTICS: Miscellaneous tackles — 2020 (4), TOTAL (4).

JEUDY'S SINGLE-GAME HIGHS

(Postseason in parentheses)

Receptions — 7, at Atlanta, 11/8/20 (none). **Receiving yards** — 140, vs. Las Vegas, 1/3/21 (none). **Longest reception** — 92, vs. Las Vegas, 1/3/21 (none). **Receiving touchdowns** — 1, 3x, last vs. Las Vegas, 1/3/21 (none).

JERRY JEUDY'S CAREER GAME-BY-GAME

(Victories asterisked)

2020 DENVER (5-11)			RECEIVING					SCORING		
Date	Opponent	P/S	No.	Yds.	Avg.	LG	TD	2pt.	Pts.	
Sept 14	vs. Tennessee	P	4	56	14.0	25	0	0	0	
Sept 20	at Pittsburgh	S	4	62	15.5	20	0	0	0	
Sept 27	vs. Tampa Bay	S	5	55	11.0	22	0	0	0	
Oct 1	at N.Y. Jets*	P	2	61	30.5	48t	1	0	6	
Oct 18	at New England*	S	2	32	16.0	16	0	0	0	
Oct 25	vs. Kansas City	S	2	20	10.0	13	0	0	0	
Nov 1	vs. L.A. Chargers*	S	4	73	18.3	43	0	0	0	
Nov 8	at Atlanta	S	7	125	17.9	41	1	0	6	
Nov 15	at Las Vegas	S	4	68	17.0	26	0	0	0	
Nov 22	vs. Miami*	S	3	37	12.3	22	0	0	0	
Nov 29	vs. New Orleans	S	0	0	0.0	—	0	0	0	
Dec 6	at Kansas City	S	1	5	5.0	5	0	0	0	
Dec 13	at Carolina*	S	2	42	21.0	31	0	0	0	
Dec 19	vs. Buffalo	S	1	19	19.0	19	0	0	0	
Dec 27	at L.A. Chargers	S	6	61	10.2	17	0	0	0	
Jan 3	vs. Las Vegas	S	5	140	28.0	92t	1	1	6	
Season Totals			16/14	52	856	16.5	92t	3	1	20

JEUDY STANDS OUT DURING ROOKIE SEASON

NFL ROOKIE RECEIVING YARDS LEADERS, 2020

Player (Tm.)	Rec.	Yds.	Avg.	TDs
1. Justin Jefferson (Min.)	85	1,400	15.9	7
2. CeeDee Lamb (Dal.)	74	935	12.6	5
3. Tee Higgins (Cin.)	67	908	13.6	6
4. Chase Claypool (Pit.)	62	873	14.1	9
5. Jerry Jeudy	52	856	16.5	3

MOST REC. YARDS BY A BRONCOS ROOKIE, SINGLE SEASON

Player	Year	Rec.	Yds.	TDs
1. Eddie Royal	2008	91	980	5
2. Jerry Jeudy	2020	52	856	3
3. Mark Jackson	1986	38	738	1
4. Vance Johnson	1985	51	721	3
5. Courtland Sutton	2018	42	704	4

2021 DENVER (7-10)		RECEIVING						SCORING	
Date	Opponent	P/S	No.	Yds.	Avg.	LG	TD	2pt.	Pts.
Sept 12	at N.Y. Giants*	S	6	72	12.0	20	0	0	0
Games 2-7									
INJURED RESERVE									
Oct 31	vs. Washington*	P	4	39	9.8	18	0	0	0
Nov 7	at Dallas*	P	6	69	11.5	25	0	0	0
Nov 14	vs. Philadelphia	P	6	48	8.0	14	0	0	0
Nov 28	vs. L.A. Chargers*	S	2	25	12.5	13	0	0	0
Dec 5	at Kansas City	S	4	77	19.3	36	0	0	0
Dec 12	vs. Detroit*	S	5	47	9.4	21	0	0	0
Dec 19	vs. Cincinnati	S	0	0	0.0	0	0	0	0
Dec 26	at Las Vegas	P	3	60	20.0	40	0	0	0
RESERVE/COVID-19									
Jan 2	at L.A. Chargers								
Jan 8	vs. Kansas City	P	2	30	15.0	28	0	0	0
Season Totals			10/5	38	467	12.3	40	0	0



JOSEY JEWELL

47

INSIDE LINEBACKER

6-1 • 236 • 5TH YR. • IOWA

BORN: Dec. 25, 1994, in Decorah, Iowa

HIGH SCHOOL: Decorah (Iowa) School

ACQUIRED: Draft #4a (106th overall), 2018

NFL YEAR: 5th • YEAR WITH BRONCOS: 5th

NFL GAMES PLAYED/STARTED: 49/30



JEWELL AT A GLANCE:

- A fifth-year linebacker who has played 49 games (30 starts) with Denver from 2018-21, totaling 204 tackles (123 solo), 3.5 sacks (21 yds.), eight passes defended, one forced fumble two fumble recoveries and 13 special-teams stops.
- Opened the first two games of the season and recorded seven tackles (6 solo) and one pass defended before being placed on injured reserve (pectoral) on Sept. 21.
- Started all 16 games with the Broncos in 2020, collecting his first 100-tackle season and totaling 112 defensive stops (66 solo), two sacks (16 yds.), four passes defended and one special-teams tackle.
- Appeared in 15 games (3 starts) in 2019, recording 34 tackles (18 solo), 1.5 sacks (5 yds.) and three special-teams stops.
- Started 43-of-50 games played at the University of Iowa (2013-17) and was selected by his teammates a three-time permanent captain.
- Finished his collegiate career with 433 tackles (211 solo), 10 sacks (92 yds.), six interceptions (100 yds.), 26 passes defended, four forced fumbles and one fumble recovery.
- Named a consensus first-team All-American and the Big Ten Conference's Nagurski-Woodson Defensive Player of the Year as a redshirt senior in 2017.
- Led the conference in tackles (136) and added 4.5 sacks (44 yds.), two interceptions (37 yds.) and 11 passes defended in 2017.
- Selected by the Broncos in the fourth round (109th overall) of the 2018 NFL Draft.

CAREER TRANSACTIONS: Signed by Denver as a draft choice 5/10/18.



2021: Jewell started the first two games of the season, recording seven tackles (6 solo) and one pass defended... Missed the final 15 games of the season after being placed on injured reserve (pectoral) on Sept. 21... Recorded his first career forced fumble and added four solo tackles and one pass defended at NYG (9/12).

2020: Jewell collected his first 100-tackle season and posted 112 defensive stops (66 solo), two sacks (16 yds.), four passes defended and a special-teams tackle in 16 games played (all starts)... Recorded eight tackles (5 solo) in the season opener vs. Ten. (9/14)... Posted a career-high two sacks (16 yds.) and added a season-high 10 tackles (8 solo) and one pass defended at NYJ (10/1)... Became the second Bronco since 1994 and the first since OLB Von Miller (vs. K.C., 11/27/16) to record at least 10 tackles and two sacks in a single game... Recorded his second double-digit tackle game of the season and totaled 10 defense stops (6 solo) vs. LAC (11/1)... Garnered second consecutive game with 10 or more tackles and posted 10 stops (9 solo) at Atl. (11/8)... Registered his third straight game with double-digit tackles and had 10 defensive stops (5 solo) at L.V. (11/15)... Posted his 100th tackle of the season at LAC (12/27) and had a career-high two passes defended... Notched his fifth double-digit tackle effort of the season (sixth of his career), and had a season-high-tying 10 stops (5 solo) and a pass defended in the season finale vs. L.V. (1/3).

2019: Jewell appeared in 15 games (3 starts), totaling 34 tackles (18 solo), 1.5 sacks (5 yds.) and four special-teams tackles... Paced all players with a career-best 14 tackles (7 solo) at Oak. (9/9)... Collected six tackles (3 solo) vs. Chi. (9/15)... Recorded seven tackles (5 solo) at G.B. (9/22)... Posted a half sack (2 yds.) at Ind. (10/27)... Registered two tackles (1 solo), one sack (3 yds.) and a special-teams tackle at Hou. (12/8).

2018: Selected by the Broncos in the fourth round (109th overall) of the 2018 NFL Draft, Jewell totaled 51 tackles (33 solo), three passes defended and seven special-teams stops in his rookie season... Made his NFL debut on defense and special teams vs. Sea. (9/9)... Earned his first NFL start at Bal. (9/23), finishing with six tackles (3 solo), one pass defended and two special-teams stops... Contributed five tackles (3 solo) and one pass defended at LAC (11/18)... Registered five tackles (3 solo) and one pass defended at S.F. (12/9)... Tied for the team lead with five tackles (4 solo) and added one special-teams stop at Oak. (12/24)... Recorded five tackles (4 solo) including a tackle for loss vs. LAC (12/30).

COLLEGE: Jewell started 43-of-50 games played at Iowa (2013-17) and was selected a three-time permanent captain by his teammates... Was named a consensus first-team All-American and the Big Ten Conference's Nagurski-Woodson Defensive Player of the Year after leading the conference and ranking fourth nationally in tackles (136)... Selected as one of five finalists for the Butkus Award (nation's top linebacker) in 2016 and earned second-team All-Big Ten accolades that season... Was chosen second-team All-Big Ten in 2015 as well after leading the team with 126 tackles (62 solo) and posting 2.5 sacks (29 yds.), four interceptions (63 yds.), one forced fumble and one fumble recovery... Became the first sophomore under Head Coach Kirk Ferentz to be selected as a permanent team captain... Appeared in 11 games (4 starts) as a redshirt freshman and finished with 51 tackles (22 solo) and one sack (11 yds.).

PERSONAL: Jewell attended Decorah (Iowa) High School, where he was named first-team all-state by *The Des Moines Register* and the *Iowa Newspaper Association* as a senior... Played running back and linebacker, recording 310 tackles (190 solo) and rushing 166 times for 1,314 yards (7.9 avg.) with 21 touchdowns... Led his school to a perfect 14-0 record and a state championship as a senior... Competed in basketball, baseball and track throughout his prep career... Josey (pronounced: JOE-zee) Jewell was born on Dec. 25, 1994 in Decorah, Iowa.

JEWELL'S REGULAR SEASON RECORD

Year	Club	G	S	UT	A	TT	S-Yds.	I-Yds.	PD	FF	FR	TD-Int.	TD-FR	S	Pts.
2018	Denver	16	9	33	18	51	0-0	0-0	3	0	0	0	0	0	0
2019	Denver	15	3	18	16	34	1.5-5	0-0	0	0	2	0	0	0	0
2020	Denver	16	16	66	46	112	2-16	0-0	4	0	0	0	0	0	0
2021	Denver	2	2	6	1	7	0-0	0-0	1	1	0	0	0	0	0
CAREER TOTALS		49	30	123	81	204	3.5-21	0-0	8	1	2	0	0	0	0

ADDITIONAL STATISTICS: *Special-teams tackles* — 2018 (7), 2019 (4), 2020 (1), 2021 (1), TOTAL (13).

JEWELL'S SINGLE-GAME HIGHS

(Postseason in parentheses)

Tackles — 14, at Oakland, 9/9/19 (none). **Sacks** — 2, at N.Y. Jets, 10/1/20 (none). **Sack yards** — 16 at N.Y. Jets, 10/1/20 (none). **Passes defended** — 2, at L.A. Chargers, 12/27/20 (none). **Forced Fumbles** — 1, at N.Y. Giants, 9/12/21 (none). **Fumble Recoveries** — 1, twice, last at L.A. Chargers, 12/1/19 (none).

JOSEY JEWELL'S CAREER GAME-BY-GAME


(Victories asterisked)

2018 DENVER (6-10)		TACKLES									
Date	Opponent	P/S	UT	A	TT	S-Yds.	I-Yds.	PD	FF	FR	
Sep 9	vs. Seattle*	P	0	0	0	0-0	0-0	0	0	0	
Sep 16	vs. Oakland*	P	1	1	2	0-0	0-0	0	0	0	
Sep 23	at Baltimore	S	3	3	6	0-0	0-0	1	0	0	
Oct 1	vs. Kansas City	P	1	1	2	0-0	0-0	0	0	0	
Oct 7	at N.Y. Jets	P	1	1	2	0-0	0-0	0	0	0	
Oct 14	vs. L.A. Rams	P	2	0	2	0-0	0-0	0	0	0	
Oct 18	at Arizona*	P	0	0	0	0-0	0-0	0	0	0	
Oct 28	at Kansas City	S	2	1	3	0-0	0-0	0	0	0	
Nov 4	vs. Houston	S	3	0	3	0-0	0-0	0	0	0	
Nov 18	at L.A. Chargers*	S	3	2	5	0-0	0-0	1	0	0	
Nov 25	vs. Pittsburgh*	S	4	2	6	0-0	0-0	0	0	0	
Dec 2	at Cincinnati*	S	1	0	1	0-0	0-0	0	0	0	
Dec 9	at San Francisco	S	3	2	5	0-0	0-0	1	0	0	
Dec 15	vs. Cleveland	P	1	3	4	0-0	0-0	0	0	0	
Dec 24	at Oakland	S	4	1	5	0-0	0-0	0	0	0	
Dec 30	vs. L.A. Chargers	S	4	1	5	0-0	0-0	0	0	0	
Season Totals			16/9	33	18	51	0-0	0-0	3	0	0

2019 DENVER (7-9)		TACKLES									
Date	Opponent	P/S	UT	A	TT	S-Yds.	I-Yds.	PD	FF	FR	
Sep 9	at Oakland	S	7	7	14	0-0	0-0	0	0	0	
Sep 15	vs. Chicago	S	3	3	6	0-0	0-0	0	0	0	
Sep 22	at Green Bay	S	5	2	7	0-0	0-0	0	0	0	
Sep 29	vs. Jacksonville	P	0	0	0	0-0	0-0	0	0	0	
Oct 6	at L.A. Chargers*	INACTIVE									
Oct 13	vs. Tennessee*	P	0	0	0	0-0	0-0	0	0	0	
Oct 17	vs. Kansas City	P	0	1	1	0-0	0-0	0	0	0	
Oct 27	at Indianapolis	P	0	1	1	0.5-2	0-0	0	0	0	
Nov 3	vs. Cleveland*	P	0	0	0	0-0	0-0	0	0	0	
Nov 17	at Minnesota	P	0	0	0	0-0	0-0	0	0	1	
Nov 24	at Buffalo	P	0	0	0	0-0	0-0	0	0	0	
Dec 1	vs. L.A. Chargers*	P	0	0	0	0-0	0-0	0	0	1	
Dec 8	at Houston*	P	1	1	2	1-3	0-0	0	0	0	
Dec 15	at Kansas City	P	0	0	0	0-0	0-0	0	0	0	
Dec 22	vs. Detroit*	P	0	0	0	0-0	0-0	0	0	0	
Dec 29	vs. Oakland*	P	2	1	3	0-0	0-0	0	0	0	
Season Totals			15/3	18	16	34	1.5-5	0-0	0	0	2

2020 DENVER (5-11)		TACKLES									
Date	Opponent	P/S	UT	A	TT	S-Yds.	I-Yds.	PD	FF	FR	
Sep 14	vs. Tennessee	S	5	3	8	0-0	0-0	0	0	0	
Sep 20	at Pittsburgh	S	3	2	5	0-0	0-0	0	0	0	
Sep 27	vs. Tampa Bay	S	4	2	6	0-0	0-0	0	0	0	
Oct 1	at N.Y. Jets*	S	8	2	10	2-16	0-0	1	0	0	
Oct 18	at New England*	S	2	3	5	0-0	0-0	0	0	0	
Oct 25	vs. Kansas City	S	2	1	3	0-0	0-0	0	0	0	
Nov 1	vs. L.A. Chargers*	S	6	4	10	0-0	0-0	0	0	0	
Nov 8	at Atlanta	S	9	1	10	0-0	0-0	0	0	0	
Nov 15	at Las Vegas	S	5	5	10	0-0	0-0	0	0	0	
Nov 22	vs. Miami*	S	2	1	3	0-0	0-0	0	0	0	
Nov 29	vs. New Orleans	S	4	3	7	0-0	0-0	0	0	0	
Dec 6	at Kansas City	S	2	5	7	0-0	0-0	0	0	0	
Dec 13	at Carolina*	S	3	3	6	0-0	0-0	0	0	0	
Dec 19	vs. Buffalo	S	1	6	7	0-0	0-0	0	0	0	
Dec 27	at L.A. Chargers	S	5	0	5	0-0	0-0	2	0	0	
Jan 3	vs. Las Vegas	S	5	5	10	0-0	0-0	1	0	0	
Season Totals			16/16	66	46	112	2-16	0-0	4	0	0

2021 DENVER (7-10)		TACKLES									
Date	Opponent	P/S	UT	A	TT	S-Yds.	I-Yds.	PD	FF	FR	
Sept 12	at N.Y. Giants*	S	4	0	4	0-0	0-0	1	1	0	
Sept 19	at Jacksonville*	S	2	1	3	0-0	0-0	0	0	0	
Games 3-17 INJURED/RESERVED											
Season Totals			2/2	6	1	7	0-0	0-0	1	1	0



JAMAR JOHNSON

41

SAFETY



6-1 • 197 • 2ND YR. • INDIANA

BORN: Nov. 22, 1999, in Sarasota, Fla.

HIGH SCHOOL: Riverview High School, Sarasota, Fla.

ACQUIRED: Draft #5b (164th overall), 2021

NFL YEAR: 2nd • **YEAR WITH BRONCOS:** 2nd

NFL GAMES PLAYED/STARTED: 3/0

JOHNSON AT A GLANCE:

- A second-year safety who saw action in three games, primarily on special teams, after being selected by the Broncos in the fifth round (164th overall) of the 2021 NFL Draft.
- Appeared in 31 games (9 starts) at Indiana University, totaling 70 tackles (53 solo), four sacks (31 yds.), seven interceptions (166 yds.; 1 TD), seven pass breakups and two forced fumbles during his collegiate career.
- Became the first Indiana safety since Eric Allen in 1996 to earn first-team All-Big Ten honors after posting 43 tackles (33 solo), four interceptions (94 yds.), four pass breakups and one forced fumble in eight games (all starts) in 2020.
- Played 13 games (1 start) for the Hoosiers in 2019, compiling 25 tackles (18 solo), three sacks (23 yds.), two interceptions (72 yds.; 1 TD), two pass breakups and one forced fumble.

- Saw action in 10 games at safety and on special teams in 2018, posting two solo tackles, one interception and one pass breakup.
- Selected by the Broncos in the fifth round (164th overall) of the 2021 NFL Draft.



2021: Johnson, who was selected by the Broncos in the fifth round (164th overall) of the 2021 NFL Draft, saw action in three games during his rookie season... Played a total of 38 special-team snaps on the seasons... Made his NFL debut vs. Cin. (12/19).

COLLEGE: Johnson saw action in 31 games (9 starts) during his three collegiate seasons (2018-20) at Indiana University, compiling 70 tackles (53 solo), four sacks (31 yds.), seven interceptions (166 yds.; 1 TD), seven pass breakups and two forced fumbles... Started all eight games played during his final collegiate campaign, recording 43 tackles (33 solo), four interceptions (94 yds.), four pass breakups and one forced fumble... Earned first-team All-Big Ten (media) and second-team All-Big Ten (coaches) honors, becoming the first Indiana safety to garner first-team honors since Eric Allen in 1996... Was tied for the team lead in interceptions (4) and finished second in tackles (43) and third in pass breakups (4)... Played 13 games (1 start) for the Hoosiers in 2019, compiling 25 tackles (18 solo), three sacks (23 yds.), two interceptions (73 yds.; 1 TD), two pass breakups and one forced fumble.

PERSONAL: Johnson prepped at Riverview High School, where he posted 62 tackles, one sack, six interceptions (1 TD), three forced fumbles and two fumble recoveries, while tallying 13 receptions for 219 yards with two touchdowns, nine carries for 112 yards and two scores and three special-teams TDs (2 PR; 1 KO) during his senior campaign... Lettered three years in football and four times in track and field... Jamar Johnson was born on Nov. 22, 1999, in Sarasota, Fla.

JOHNSON'S REGULAR SEASON RECORD

Year	Club	G	S	UT	A	TT	S-Yds.	I-Yds.	PD	FF	FR	TD-Int.	TD-FR	S	Pts.
2021	Denver	3	0	0	0	0	0-0	0-0	0	0	0	0	0	0	0
CAREER TOTALS		3	0	0	0	0	0-0	0-0	0	0	0	0	0	0	0

JAMAR JOHNSON'S CAREER GAME-BY-GAME

(Victories asterisked)

2021 DENVER (7-10)		TACKLES									
Date	Opponent	P/S	UT	A	TT	S-Yds.	I-Yds.	PD	FF	FR	
Games 1-13				INACTIVE							
Dec 19	vs. Cincinnati	P	0	0	0	0-0	0-0	0	0	0	
Game 15				INACTIVE							
Jan 2	at L.A. Chargers	P	0	0	0	0-0	0-0	0	0	0	
Jan 8	vs. Kansas City	P	0	0	0	0-0	0-0	0	0	0	
Season Totals		3/0	0	0	0	0-0	0-0	0	0	0	



JOSH JOHNSON

11

QUARTERBACK

6-2 • 201 • 11TH YR. • SAN DIEGO

BORN: May 15, 1986, in Oakland, Calif.

HIGH SCHOOL: Oakland (Calif.) Technical High School

ACQUIRED: Unrestricted Free Agent (Bal.), 2022

NFL YEAR: 11th • **YEAR WITH BRONCOS:** 1st

NFL GAMES PLAYED/STARTED: 37/9



JOHNSON AT A GLANCE:

- An 11th-year quarterback from the University of San Diego who has appeared in 37 career regular-season games with Tampa Bay (2009-11), Cleveland (2012), Cincinnati (2013), Washington (2018), N.Y. Jets (2021) and Baltimore (2021).
- Completed 205-of-353 passes (58.1%) for 2,270 yards with 13 touchdowns and 16 interceptions (70.7 rtg) during his career.
- Recorded 76 rushes for 422 yards (5.6 avg.) with one score in his first 10 seasons.
- Appeared in four games (1 start) with the Jets and Ravens in 2021, completing 57-of-85 passes (67.1%) for 638 yards with five touchdowns and two interceptions (99.0 rtg).
- Led the NFL in passer rating in 2020, completing 81-of-135 passes (60.0%) for 1,076 yards with 11 touchdowns and two interceptions (106.3 rtg) for the L.A. Wildcats.

- Played 41 games over four seasons (2004-07) at San Diego, completing 724-of-1,065 passes (68.0%) for 9,699 yards with 113 touchdowns and 15 interceptions (176.7 rtg).
- Tallied 307 rushes for 1,864 yards (6.1 avg.) with 19 scores at USD to go along with four receptions for 25 yards (6.3 avg.) with one touchdown.
- Signed by Denver as an unrestricted free agent on March 20, 2022.
- Selected by Tampa Bay in the fifth round (160th overall) of the 2008 NFL Draft.

CAREER TRANSACTIONS: Signed by Tampa Bay as a draft choice 7/25/08; Signed by San Francisco 3/22/12; Released by San Francisco 8/31/12; Signed by Cleveland 12/26/12; Signed by Cincinnati 3/23/13; Released by Cincinnati 5/12/14; Signed by San Francisco 5/14/14; Released by San Francisco 9/20/14; Signed by San Francisco 9/23/14; Released by San Francisco 10/10/14; Signed by San Francisco 10/14/14; Released by San Francisco 10/17/14; Signed by San Francisco 10/21/14; Signed by Cincinnati 4/2/15; Released by Cincinnati 8/25/15; Signed by N.Y. Jets 8/27/15; Released by N.Y. Jets 9/5/15; Signed by Indianapolis 10/2/15; Released by Indianapolis 10/5/15; Signed by Indianapolis 10/7/15; Released by Indianapolis 10/12/15; Signed by Buffalo 10/13/15; Signed by Baltimore 5/16/16; Released by Baltimore 9/3/16; Signed by N.Y. Giants 9/5/16; Re-Signed by N.Y. Giants 3/17/17; Released by N.Y. Giants 9/2/17; Signed by Houston 11/7/17; Released by Houston 11/21/17; Signed by Houston 12/27/17; Signed by Oakland 3/19/18; Released by Oakland 5/10/18; Signed by Washington 12/5/18; Signed by Detroit 8/10/19; Released by Detroit 9/17/19; Signed by San Francisco (practice squad) 11/11/20; Placed on reserve/COVID-19 list (practice squad) 12/22/20; Activated from reserve/COVID-19 list (practice squad) 12/31/20; Released by San Francisco (practice squad) 1/4/21; Signed by San Francisco 1/15/21; Released by San Francisco 6/1/21; Signed by N.Y. Jets 8/4/21; Released by N.Y. Jets 8/31/21; Signed by N.Y. Jets (practice squad) 9/1/21; Signed by Baltimore (active roster) 12/15/21; Signed by Denver 3/20/22.



2021: Johnson played in four games (1 start) with the N.Y. Jets and Baltimore, completing 57-of-85 passes (67.1%) for 638 yards, five touchdowns and two interceptions (99.0 rtg.)... Also rushed nine times for 28 yards (3.1 avg.)... Spent part of the season competing on the Jets' practice squad... Set career highs in yards (317) and touchdowns (3) on 27-of-41 passing (65.9%) for a 103.4 rating at Ind. (11/4)... Completed 28-of-41 passing (70.0%) for 304 yards and two touchdowns for a 98.3 rating at Cin. (12/26).

XFL: Johnson spent the 2020 season with the L.A. Wildcats of the XFL, leading the league in passer rating (106.3) after completing 81-of-135 passes (60.0%) for 1,076 yards, 11 touchdowns and two interceptions.

2018: Johnson started in three-of-four appearances with Washington after joining the team in Week 14, connecting on 52-of-91 passes (57.1%) for 590 yards, three touchdowns and four interceptions (69.4 rtg.)... Also carried the ball 23 times for 120 yards (5.2 avg.) and one touchdown... Posted a career-high passer rating (104.9) after connecting on 11-of-16 passes for 195 yards and one touchdown while rushing seven times for 45 yards (6.4 avg.) vs. NYG (12/9)... Completed 16-of-25 passes (64.0%) for 151 yards and one touchdown along with nine rushes for 49 yards (5.4 avg.) at Jac. (12/16)... Had 22 rushing yards while throwing for 153 yards and one touchdown on 13-of-23 passing (56.5%) at Ten. (12/22).

2017: Johnson was on the active roster with Houston during Weeks 10-11 and Week 17.

2016: Johnson spent the entire season on the active roster with the N.Y. Giants.

2015: Johnson spent time on the active rosters for Indianapolis (Weeks 4-5) and Buffalo (Weeks 6-17).

2014: Johnson was on the active roster for most of the season with San Francisco, spending time on the team for Weeks 1-2, Weeks 4-6 and Weeks 8-17.

2013: Johnson played two games in relief with Cincinnati, rushing seven times for 20 yards (2.9 avg.) on 15 offensive snaps vs. NYJ (10/27) and vs. Min. (12/22).

2012: Johnson played one game for Cleveland after being signed by the Browns for their Week 17 matchup at Pit. (12/30), appearing in one offensive snap.

2011: Johnson played nine games (1 start) for Tampa Bay, racking up 246 yards, one touchdown and two interceptions (60.6 rtg.) on 19-of-36 passing (52.8%) while also rushing 11 times for 67 yards (6.1 avg.)... Had 229 yards and one touchdown for an 83.7 rating on 16-of-27 passing (59.3%) along with five rushes for 45 yards (9.0 avg.) vs. Car. (12/4).

2010: Johnson made 11 appearances with Tampa Bay, posting a 95.6 rating on 14-of-16 passes (87.5%) for 111 yards along with four rushes for 39 yards (9.8 avg.)... Completed all six of his pass attempts for 67 yards and rushed for seven yards vs. Pit. (9/26).

2009: Johnson saw his first NFL action, appearing in six games (4 starts) for Tampa and recording 685 yards, four touchdowns and eight interceptions for a 50.9 rating on 63-of-125 passing (50.4%)... Also tallied 148 yards on 22 rushes (6.7 avg.)... Completed four passes for 36 yards in his NFL debut vs. NYG (9/27)... Was 26-of-50 passing (52.0%) for 240 yards with two touchdowns along with five rushes for 40 yards (8.0 avg.) at Phi. (10/11)... Had 45 rushing yards on eight carries (5.6 avg.) and completed 11-of-17 passes for 147 yards vs. Car. (10/18).

2008: Johnson spent his entire rookie season on the active roster for Tampa Bay.

COLLEGE: Johnson played 41 games in four seasons (2004-07) at San Diego, connecting on 724-of-1,065 passes (68.0%) for 9,699 yards with 113 touchdowns and 15 interceptions (176.7 rtg.)... Also posted 1,864 yards and 19 scores on 307 rushes (6.1 avg.) along with four receptions for 25 yards (6.3 avg.) and one touchdown... Named third-team All-American for I-AA players along with PFL Offensive Player of the Year as a junior in 2006 after completing 246-of-371 passes (66.3%) for 3,320 yards with 34 touchdowns (169.0 rtg.)... Led NCAA I-AA in four statistical categories: total offense (336.7 yds./game), passing efficiency (169.0 rtg.), total passing yards (3,320) and points responsible for (24.33 per game)... Named first-team All-American by the *Sports Network* along with first-team All-PFL as a sophomore after completing 260-of-371 passes (70.1%) for 3,256 yards and 36 touchdowns.

PERSONAL: Johnson prepped at Oakland Technical High School in Oakland, Calif., where he participated in football, basketball and track... Threw for 1,900 yards and 22 touchdowns with only two interceptions as a senior, leading his team to the Oakland Athletic League Championship... Josh Johnson was born on May 15, 1986.

JOHNSON'S REGULAR SEASON RECORD

Year	Club	G	S	Att.	Comp.	Pct.	PASSING					LG	Sack/Yds.	Rtg.	
							Yds.	Yds./Att.	TD	%	Int.				%
2009	Tampa Bay	6	4	125	63	50.4	685	5.5	4	3.2	8	6.4	35	11/59	50.9
2010	Tampa Bay	11	0	16	14	87.5	111	6.9	0	0.0	0	0.0	22	2/8	95.6
2011	Tampa Bay	9	1	36	19	52.8	246	6.8	1	2.8	2	5.6	42	3/24	60.6
2012	Cleveland	1	0	0	0	—	0	0.0	0	—	0	—	0	1/8	—
2013	Cincinnati	2	0	0	0	—	0	0.0	0	—	0	—	0	0/0	—
2018	Washington	4	3	91	52	57.1	590	6.5	3	3.3	4	4.4	79t	9/67	69.4
2021	NYJ/Bal.	4	1	85	57	67.1	638	7.5	5	5.9	2	2.4	28	3/23	99.0
CAREER TOTALS		37	9	353	205	58.1	2,270	6.4	13	3.7	16	4.5	79t	29/189	70.7

Year	Club	RUSHING					SCORING					
		Att.	Yds.	Avg.	LG	TD	TD	TDrU	TDP	TDrt	2pt	Pts.
2009	Tampa Bay	22	148	6.7	29	0	4	0	4	0	0	24
2010	Tampa Bay	4	39	9.8	14	0	0	0	0	0	0	
2011	Tampa Bay	11	67	6.1	14	0	1	0	1	0	6	
2012	Cleveland	0	0	—	—	0	0	0	0	0	0	
2013	Cincinnati	7	20	2.9	10	0	0	0	0	0	0	
2018	Washington	23	120	5.2	16	1	4	1	3	0	24	
2021	NYJ/Bal.	9	28	3.1	11	0	5	0	5	0	30	
CAREER TOTALS		76	422	5.6	29	1	14	1	13	0	84	

JOHNSON'S SINGLE-GAME HIGHS

(Postseason in parentheses)

Pass attempts — 50, at Philadelphia, 10/11/09 (None). **Pass completions** — 28, at Cincinnati, 12/26/21 (None). **Passing yards** — 317, at Indianapolis, 11/4/21 (None). **Longest pass completion** — 79t, vs. N.Y. Giants, 12/9/18 (None). **Touchdown passes** — 3, at Indianapolis, 11/4/21 (none). **Total Touchdowns** — 3, at Indianapolis, 11/4/21 (none). **Passer rating (min. 10 attempts)** — 104.9, vs. N.Y. Giants, 12/9/18 (None). **Rushing attempts** — 9, at Jacksonville, 12/16/18 (None). **Rushing yards** — 49, at Jacksonville, 12/16/18 (None). **Longest rush** — 29, at Philadelphia, 10/11/09 (None). **Rushing touchdowns** — 1, vs. N.Y. Giants, 12/9/18 (none).

JOSH JOHNSON'S GAME-BY-GAME

(Victories asterisked)

2009 TAMPA BAY (3-13)		PASSING									RUSHING					
Opponent	P/S	Att.	Comp.	Yds.	Pct.	TD	INT	LG	S/Yds.	Rtg.	Att.	Yds.	Avg.	LG	TD	
at Dal. (9/13)		DID NOT PLAY														
at Buf. (9/20)	P	0	0	0	—	0	0	—	0/0	—	0	0	—	—	0	
vs. NYG (9/27)	P	10	4	36	40.0	0	0	15	0/0	50.4	1	15	15.0	15	0	
at Was. (10/4)	S	22	13	106	59.1	1	1	27	3/6	67.6	7	41	5.9	15	0	
at Phi. (10/11)	S	50	26	240	52.0	2	3	31	3/22	53.8	5	40	8.0	29	0	
vs. Car. (10/18)	S	17	11	147	64.7	0	1	29	4/26	67.5	8	45	5.6	12	0	
vs. N.E. (10/25)	S	26	9	156	34.6	1	3	35	1/5	29.2	1	7	7.0	7	0	
Games 8-16		DID NOT PLAY														
Season Totals		6/4	125	63	685	50.4	4	8	35	11/59	50.9	22	148	6.7	29	0

2010 TAMPA BAY (10-6)		PASSING									RUSHING					
Opponent	P/S	Att.	Comp.	Yds.	Pct.	TD	INT	LG	S/Yds.	Rtg.	Att.	Yds.	Avg.	LG	TD	
Games 1-2		DID NOT PLAY														
vs. Pit. (9/26)	P	6	6	67	100.0	0	0	22	1/7	113.2	1	7	7.0	7	0	
at Cin. (10/10)*	P	2	2	4	100.0	0	0	4	0/0	79.2	0	0	—	—	0	
vs. N.O. (10/17)	P	4	2	17	50.0	0	0	15	1/1	61.5	1	11	11.0	11	0	
Games 6-8		DID NOT PLAY														
vs. Car. (11/14)*	P	0	0	0	—	0	0	—	0/0	—	1	14	14.0	14	0	
at S.F. (11/21)*	P	1	1	7	100.0	0	0	7	0/0	95.8	1	7	7.0	7	0	
at Bal. (11/28)	P	0	0	0	—	0	0	—	0/0	—	0	0	—	—	0	
vs. Atl. (12/5)	P	0	0	0	—	0	0	—	0/0	—	0	0	—	—	0	
at Was. (12/12)*	P	0	0	0	—	0	0	—	0/0	—	0	0	—	—	0	
vs. Det. (12/19)	P	1	1	1	100.0	0	0	1	0/0	79.2	0	0	—	—	0	
vs. Sea. (12/26)*	P	2	2	15	100.0	0	0	15	0/0	97.0	0	0	—	—	0	
at N.O. (1/2)*	P	0	0	0	—	0	0	—	0/0	—	0	0	—	—	0	
Season Totals		11/0	16	14	111	87.5	0	0	22	2/8	95.6	4	39	9.8	14	0

2011 TAMPA BAY (4-12)											PASSING					RUSHING				
Opponent	P/S	Att.	Comp.	Yds.	Pct.	TD	INT	LG	S/Yds.	Rtg.	Att.	Yds.	Avg.	LG	TD					
vs. Det. (9/11)	P	3	1	7	33.3	0	0	7	0/0	42.4	1	2	2.0	2	0					
vs. Ind. (10/3)*	P	0	0	0	—	0	0	—	0/0	—	1	8	8.0	8	0					
at S.F. (10/9)	P	2	1	7	50.0	0	0	7	1/2	58.3	0	0	—	—	0					
at N.O. (11/6)	P	0	0	0	—	0	0	—	0/0	—	1	1	1.0	1	0					
vs. Hou. (11/13)	P	2	0	0	0.0	0	0	0	0/0	39.6	1	0	0.0	0	0					
at Ten. (11/27)	P	0	0	0	—	0	0	—	0/0	—	1	6	6.0	6	0					
vs. Car. (12/4)	S	27	16	229	59.3	1	1	42	2/22	83.7	5	45	9.0	14	0					
at Jac. (12/11)	P	2	1	3	50.0	0	1	3	0/0	16.7	0	0	—	—	0					
at Atl. (1/1)	P	0	0	0	—	0	0	—	0/0	—	1	5	5.0	0	0					
Season Totals	9/1	36	19	246	52.8	1	2	42	3/24	60.6	11	67	6.1	14	0					

2012 CLEVELAND (5-11)											PASSING					RUSHING				
Opponent	P/S	Att.	Comp.	Yds.	Pct.	TD	INT	LG	S/Yds.	Rtg.	Att.	Yds.	Avg.	LG	TD					
Games 1-16	NOT ON TEAM																			
at Pit. (12/30)	P	0	0	0	—	0	0	—	1/8	—	0	0	—	—	0					
Season Totals	1/0	0	0	0	—	0	0	—	1/8	—	0	0	—	—	0					

2013 CINCINNATI (11-5)											PASSING					RUSHING				
Opponent	P/S	Att.	Comp.	Yds.	Pct.	TD	INT	LG	S/Yds.	Rtg.	Att.	Yds.	Avg.	LG	TD					
Games 1-7	DID NOT PLAY																			
vs. NYJ (10/27)*	P	0	0	0	—	0	0	—	0/0	—	3	17	5.7	10	0					
Games 9-14	DID NOT PLAY																			
vs. Min. (12/22)*	P	0	0	0	—	0	0	—	0/0	—	4	3	0.8	3	0					
vs. Bal. (12/29)*	DID NOT PLAY																			
Season Totals	2/0	0	0	0	—	0	0	—	0/0	—	7	20	2.9	10	0					

2019 WASHINGTON (7-9)											PASSING					RUSHING				
Opponent	P/S	Att.	Comp.	Yds.	Pct.	TD	INT	LG	S/Yds.	Rtg.	Att.	Yds.	Avg.	LG	TD					
Games 1-12	NOT ON TEAM																			
vs. NYG (12/9)	P	16	11	195	68.8	1	1	79†	0/0	104.9	7	45	6.4	13	1					
at Jac. (12/16)*	S	25	16	151	64.0	1	0	33	3/15	93.9	9	49	5.4	16	0					
at Ten. (12/22)	S	23	13	153	56.5	1	2	30	2/22	55.2	4	22	5.5	16	0					
vs. Phi. (12/30)	S	27	12	91	44.4	0	1	20	4/30	37.7	3	4	1.3	6	0					
Season Totals	4/3	91	52	590	57.1	3	4	79†	9/67	69.4	23	120	5.2	16	1					

2021 NYJ (4-13) / BAL. (8-9)											PASSING					RUSHING				
Opponent	P/S	Att.	Comp.	Yds.	Pct.	TD	INT	LG	S/Yds.	Rtg.	Att.	Yds.	Avg.	LG	TD					
Games 1-6	PRACTICE SQUAD																			
vs. Cin. (10/31)*	P	4	2	17	50.0	0	0	9	0/0	61.5	0	0	—	—	0					
at Ind. (11/4)	P	41	27	317	65.9	3	1	26	2/14	103.4	4	18	4.5	11	0					
Games 9-10	PRACTICE SQUAD																			
at Hou. (11/28)*	P	0	0	0	—	0	0	—	0/0	—	0	0	—	—	0					
Games 12-13	PRACTICE SQUAD																			
SIGNED BY BALTIMORE (ACTIVE ROSTER) ON DEC. 15																				
vs. G.B. (12/19)	DID NOT PLAY																			
at Cin. (12/26)	S	40	28	304	70.0	2	1	28	1/9	98.3	5	10	2.0	7	0					
Games 16-17	DID NOT PLAY																			
Season Totals	4/1	85	57	638	67.1	5	2	28	3/23	99.0	9	28	3.1	11	0					



D.J. JONES

97

DEFENSIVE TACKLE

6-0 • 305 • 6TH YR. • MISSISSIPPI

BORN: Jan. 19, 1995, in Greenville, S.C.

HIGH SCHOOL: Wren High School, Piedmont, S.C.

ACQUIRED: Unrestricted Free Agent (S.F.), 2022

NFL YEAR: 6th • YEAR WITH BRONCOS: 1st

NFL GAMES PLAYED/STARTED: 61/46 • POSTSEASON GP/GS: 3/3



JONES AT A GLANCE:

- A sixth-year defensive tackle who has appeared in 61 career regular-season games (46 starts) and three postseason contests (all starts) with San Francisco from 2017-21.
- Totaled 126 tackles (92 solo), seven sacks (53.0 yds.), three passes defended and three forced fumbles during his career.
- Tallied eight tackles (four solo) and one sack (13 yds.) in three postseason contests.
- Recorded the fifth-most tackles for loss (17) among all defensive tackles from 2020-21.
- Started all 17 games for the 49ers in 2021, posting a career-high 56 tackles (40 solo), two sacks (20 yds.), one pass defended and career-high two forced fumbles.
- Opened all 14 games in 2020, nabbing 20 tackles (14 solo), career-high three sacks (16 yds.) and one pass defended.

- Registered 23 tackles (19 solo), two sacks (17 yds.), and one forced fumble in 11 games played (all starts) in 2019.
- Played 10 games (4 starts) in 2018, collecting 17 tackles (11 solo).
- Appeared in nine games during his rookie season (2017) and totaled 10 tackles (8 solo) and one pass defended for San Francisco.
- Started 15-of-25 games played at the University of Mississippi (2015-16), registering 70 tackles (34 solo), six sacks (33 yds.), one interception, one forced fumble and one fumble recovery.
- Signed by the Broncos as an unrestricted free agent (S.F.) on March 16, 2022.
- Selected by the 49ers in the sixth round (198th overall) of the 2017 NFL Draft.

CAREER TRANSACTIONS: Signed by San Francisco as a draft choice 5/4/17; Re-signed by San Francisco 3/22/21; Signed by Denver 3/16/22.



2021: Jones started all 17 regular-season games played for San Francisco, totaling a career-high 56 tackles (40 solo), two sacks (20 yds.), one pass defended and career-high two forced fumbles... Tallied one forced fumble and had three tackles (2 solo) vs. Sea. (10/3)... Recorded one sack (14 yds.) and added four solo tackles at Ari. (10/10)... Posted a career-high eight tackles (4 solo) vs. Ari. (11/15)... Nabbed seven solo tackles and his second forced fumble of the season at Sea. (12/5)... Collected one sack (6 yds.) and one pass defended in the season finale at LAR (1/9)... Started all three of San Francisco's postseason contests, tallying eight tackles (4 solo) and one sack (13 yds.)... Had one sack (13 yds.) in the NFC Wild Card Game at Dal. (1/16)... Added four tackles (2 solo) in the divisional round at G.B. (1/22)... Posted three tackles (1 solo) in the NFC Championship Game at LAR (1/30).

2020: Jones tallied 20 tackles (14 solo), career-high three sacks (16 yds.) and one pass defended while starting all 14 games played... Posted one sack (1 yd.) and one pass defended vs. Ari. (9/13)... Collected one sack (7 yds.) vs. Phi. (10/4)... Collected his third sack (8 yds.) of the season at Ari. (12/26)...Registered a career-high four tackles (2 solo) in the season finale vs. Sea. (1/3).

2019: Jones started all 11 games played, recording 23 tackles (19 solo), two sacks (17 yds.) and one forced fumble... Totaled season-high five tackles (4 solo) and one sack (10 yds.) vs. Car. (10/27)... Added one sack (7 yds.) vs. Sea. (11/11)... Had one forced fumble and added two tackles (1 solo) at N.O. (12/8).

2018: Jones played 10 games (4 starts), totaling 17 tackles (11 solo)... Made his first career start and posted a season-high four tackles (2 solo) vs. Den. (12/9)... Recorded three tackles in three consecutive weeks (Weeks 15-17) to conclude the season.

2017: Jones, who was selected by the 49ers in the sixth round (198th overall) of the 2017 NFL Draft, appeared in nine games, tallying 10 tackles (8 solo) and one pass defended... Made his NFL debut and had one solo tackle vs. Car. (9/10)... Recorded his first career pass defended at Sea. (9/17)... Posted a season-high four solo tackles vs. Dal. (10/22).

COLLEGE: Jones started 15-of-25 games played during his final two collegiate seasons at Ole Miss (2015-16)... Registered 70 tackles (34 solo), six sacks (33 yds.), one interception, one forced fumble and one fumble recovery... Began his collegiate career at East Mississippi Community College (Scooba, Miss.)... Was a two-year starter who helped guide East Mississippi to a 24-0 record and two National Junior College Athletic Association (NJCAA) national championships during his tenure... Earned Mississippi Association of Community and Junior Colleges (MACJC) all-region and all-state honors as a sophomore in 2014.

PERSONAL: Jones attended Wren High School (Piedmont, S.C.), where he was a three-sport athlete... Played football in addition to playing basketball and throwing discus and shot put on the track & field team... Named David Oliver Jones, D.J. was born on Jan. 19, 1995.

JONES' REGULAR SEASON RECORD

Year	Club	G	S	UT	A	TT	S-Yds.	I-Yds.	PD	FF	FR	TD-Int.	TD-FR	S	Pts.
2017	San Francisco	9	0	8	2	10	0-0	0-0	1	0	0	0	0	0	0
2018	San Francisco	10	4	11	6	17	0-0	0-0	0	0	0	0	0	0	0
2019	San Francisco	11	11	19	4	2-17	0-0	0-0	0	1	0	0	0	0	0
2020	San Francisco	14	14	14	6	20	3-16	0-0	1	0	0	0	0	0	0
2021	San Francisco	17	17	40	16	56	2-20	0-0	1	2	0	0	0	0	0
CAREER TOTALS		61	46	92	34	126	7-53	0-0	3	3	0	0	0	0	0

JONES' POSTSEASON RECORD

Year	Club	G	S	UT	A	TT	S-Yds.	I-Yds.	PD	FF	FR	TD-Int.	TD-FR	S	Pts.
2021	San Francisco	3	3	4	4	8	1-13	0-0	0	0	0	0	0	0	0
CAREER TOTALS		3	3	4	4	8	1-13	0-0	0	0	0	0	0	0	0

JONES' SINGLE GAME HIGHS

(Postseason in parentheses)

Tackles — 8, vs. Arizona, 11/7/21 (4, at Green Bay, 1/22/22). **Sacks** — 1, 7x, last: at L.A. Rams, 1/9/22 (1, at Dallas, 1/16/22). **Sack yards** — 14, at Arizona, 10/21/21 (13, at Dallas, 1/16/22). **Passes Defended** — 1, 3x, last: at L.A. Rams, 1/9/22 (none). **Forced Fumbles** — 1, 3x, last: at Seattle, 12/5/21 (none).

D.J. JONES' CAREER GAME-BY-GAME

(Victories asterisked)

2017 SAN FRANCISCO (6-10) TACKLES										
Date	Opponent	P/S	UT	A	TT	S-Yds.	I-Yds.	PD	FF	FR
Sept 10	vs. Carolina	P	1	0	1	0-0	0-0	0	0	0
Sept 17	at Seattle	P	1	0	1	0-0	0-0	1	0	0
Sept 21	vs. L.A. Rams	P	0	0	0	0-0	0-0	0	0	0
Oct 1	at Arizona	P	0	0	0	0-0	0-0	0	0	0
Oct 8	at Indianapolis	P	0	2	2	0-0	0-0	0	0	0
Oct 15	at Washington	P	2	0	2	0-0	0-0	0	0	0
Oct 22	vs. Dallas	P	4	0	4	0-0	0-0	0	0	0
Oct 29	at Philadelphia	P	0	0	0	0-0	0-0	0	0	0
Nov 5	vs. Arizona			INACTIVE						
Nov 12	vs. N.Y. Giants*	P	0	0	0	0-0	0-0	0	0	0
Games 11-16				INACTIVE						
Season Totals		9/0	8	2	10	0-0	0-0	1	0	0

2018 SAN FRANCISCO (4-12) TACKLES										
Date	Opponent	P/S	UT	A	TT	S-Yds.	I-Yds.	PD	FF	FR
Sept 9	at Minnesota	P	2	0	2	0-0	0-0	0	0	0
Sept 16	vs. Detroit*	P	0	0	0	0-0	0-0	0	0	0
Sept 23	at Kansas City	P	0	1	1	0-0	0-0	0	0	0
Sept 30	at L.A. Chargers	P	0	1	1	0-0	0-0	0	0	0
Games 5-8				INACTIVE						
Nov 1	vs. Oakland*	P	0	0	0	0-0	0-0	0	0	0
Nov 12	vs. N.Y. Giants	P	0	0	0	0-0	0-0	0	0	0
Games 11-12				INACTIVE						
Dec 9	vs. Denver*	S	2	2	4	0-0	0-0	0	0	0
Dec 16	vs. Seattle*	S	2	1	3	0-0	0-0	0	0	0
Dec 23	vs. Chicago	S	2	1	3	0-0	0-0	0	0	0
Dec 30	at L.A. Rams	S	3	0	3	0-0	0-0	0	0	0
Season Totals		10/4	11	6	17	0-0	0-0	0	0	0

2019 SAN FRANCISCO (13-3) TACKLES										
Date	Opponent	P/S	UT	A	TT	S-Yds.	I-Yds.	PD	FF	FR
Sept 9	at Tampa Bay*	S	1	0	1	0-0	0-0	0	0	0
Sept 15	at Cincinnati*	S	0	0	0	0-0	0-0	0	0	0
Sept 22	vs. Pittsburgh*	S	3	0	3	0-0	0-0	0	0	0
Oct 7	vs. Cleveland*	S	0	0	0	0-0	0-0	0	0	0
Oct 13	at L.A. Rams*	S	3	1	4	0-0	0-0	0	0	0
Oct 20	at Washington*			INACTIVE						
Oct 27	at Carolina*	S	4	1	5	1-10	0-0	0	0	0
Oct 31	at Arizona*	S	2	0	2	0-0	0-0	0	0	0
Nov 11	vs. Seattle	S	1	0	1	1-7	0-0	0	0	0
Nov 17	vs. Arizona*			INACTIVE						
Nov 24	vs. Green Bay*	S	4	0	4	0-0	0-0	0	0	0
Dec 1	at Baltimore	S	0	1	1	0-0	0-0	0	0	0
Dec 8	at New Orleans*	S	1	1	2	0-0	0-0	0	1	0
Games 14-16				INJURED RESERVE (ANKLE)						
Season Totals		11/11	19	4	23	2-17	0-0	0	1	0

2020 SAN FRANCISCO (6-10) TACKLES										
Date	Opponent	P/S	UT	A	TT	S-Yds.	I-Yds.	PD	FF	FR
Sept 13	vs. Arizona	S	1	0	1	1-1	0-0	1	0	0
Sept 20	at N.Y. Jets*	S	3	0	3	0-0	0-0	0	0	0
Sept 27	at N.Y. Giants*	S	0	0	0	0-0	0-0	0	0	0
Oct 4	vs. Philadelphia	S	1	0	1	1-7	0-0	0	0	0
Oct 11	vs. Miami	S	1	1	2	0-0	0-0	0	0	0
Oct 18	vs. L.A. Rams*	S	0	1	1	0-0	0-0	0	0	0
Oct 25	at New England*	S	1	1	2	0-0	0-0	0	0	0
Nov 1	at Seattle	S	2	1	3	0-0	0-0	0	0	0
Nov 5	vs. Green Bay	S	0	0	0	0-0	0-0	0	0	0
Nov 15	at New Orleans	S	1	0	1	0-0	0-0	0	0	0
Nov 29	at L.A. Rams*	S		RESERVE/COVID-19						
Dec 7	vs. Buffalo	S	0	0	0	0-0	0-0	0	0	0
Dec 13	vs. Washington			INACTIVE						
Dec 20	at Dallas	S	1	0	1	0-0	0-0	0	0	0
Dec 26	at Arizona*	S	1	0	1	1-8	0-0	0	0	0
Jan 3	vs. Seattle	S	2	2	4	0-0	0-0	0	0	0
Season Totals		14/14	14	6	20	3-16	0-0	1	0	0

DID YOU KNOW?

The Broncos, who were charter members of the American Football League in 1960, celebrated their 60th season of professional football in 2019.

2021 SAN FRANCISCO (10-7)			TACKLES							
Date	Opponent	P/S	UT	A	TT	S-Yds.	I-Yds.	PD	FF	FR
Sept 12	at Detroit*	S	0	0	0	0-0	0-0	0	0	0
Sept 19	at Philadelphia*	S	4	0	4	0-0	0-0	0	0	0
Sept 26	vs. Green Bay	S	1	0	1	0-0	0-0	0	0	0
Oct 3	vs. Seattle	S	2	1	3	0-0	0-0	0	1	0
Oct 10	at Arizona	S	4	0	4	1-14	0-0	0	0	0
Oct 24	vs. Indianapolis	S	0	2	2	0-0	0-0	0	0	0
Oct 31	at Chicago*	S	5	0	5	0-0	0-0	0	0	0
Nov 7	vs. Arizona	S	4	4	8	0-0	0-0	0	0	0
Nov 15	vs. L.A. Rams*	S	2	0	2	0-0	0-0	0	0	0
Nov 21	at Jacksonville*	S	1	0	1	0-0	0-0	0	0	0
Nov 28	vs. Minnesota*	S	2	3	5	0-0	0-0	0	0	0
Dec 5	at Seattle	S	7	0	7	0-0	0-0	0	1	0
Dec 12	at Cincinnati*	S	2	3	5	0-0	0-0	0	0	0
Dec 19	vs. Atlanta*	S	1	2	3	0-0	0-0	0	0	0
Dec 23	at Tennessee	S	3	0	3	0-0	0-0	0	0	0
Jan 2	vs. Houston*	S	1	0	1	0-0	0-0	0	0	0
Jan 9	at L.A. Rams*	S	1	1	2	1-6	0-0	1	0	0
Season Totals		17/17	40	16	56	2-20	0-0	1	2	0
Jan 16	at Dallas* ^S	S	1	0	1	1-13	0-0	0	0	0
Jan 22	at Green Bay* [†]	S	2	2	4	0-0	0-0	0	0	0
Jan 30	L.A. Rams* [‡]	S	1	2	3	0-0	0-0	0	0	0

Postseason Totals **3/3** **4** **4** **8** **1-13** **0-0** **0** **0** **0**
^SNFC Wild Card Game; [†]NFC Divisional Playoff Game; [‡]NFC Championship Game



DRE'MONT JONES

93

DEFENSIVE END

6-3 • 281 • 4TH YR. • OHIO STATE

BORN: Jan. 5, 1997, in Cleveland

HIGH SCHOOL: Saint Ignatius High School, Cleveland

ACQUIRED: Draft #3 (71st overall), 2019

NFL YEAR: 4th • YEAR WITH BRONCOS: 4th

NFL GAMES PLAYED/STARTED: 43/16



JONES AT A GLANCE:

- A fourth-year defensive end who has appeared in 43 games (16 starts) with Denver (2019-21).
- Totaled 86 tackles (52 solo), 15.5 sacks (96 yds.) one interception (7 yds.), six passes defended, one forced fumble, one fumble recovery and two blocked kicks during his first three NFL seasons.
- Started 7-of-16 games in 2021, recording 31 tackles (18 solo), 5.5 sacks (37.5 yds.), two passes defended, one forced fumble, one fumble recovery and one blocked kick.
- Set then career highs in starts, tackles, sacks and sack yards, and finished his second NFL campaign with 41 tackles (26 solo) 6.5 sacks (36 yds.), two passes defended and 11 quarterback hits in 13 games played (8 starts).
- Contributed 14 tackles (8 solo), 3.5 sacks (22.5 yds.), one interception (7 yds.), two passes defended and one blocked field goal in 2019.
- Named AFC Defensive Player of the Week (Week 16, 2019) after recording four tackles (3 solo) and 2.5 sacks (13.5 yds.) vs. Detroit (12/22/19).
- Started 37-of-39 games played at Ohio State, registering 115 tackles (58 solo), 9.5 sacks (65 yds.), one interception (28 yds.), three fumble recoveries and two defensive scores (1 INT, 1 FR).
- Selected by the Broncos in the third round (71st overall) of the 2019 NFL Draft.

CAREER TRANSACTIONS: Signed by Denver as a draft choice 6/12/19.



2021: Jones appeared in 16 games (7 starts), recording 31 tackles (18 solo), 5.5 sacks (37.5 yards), two passes defended, one forced fumble, one fumble recovery and one blocked kick... Recorded three tackles (2 solo) at Pit. (10/10)... Collected multiple sacks for the third time in his career, logging 1.5 sacks (8.5 yds.) to go along with a three defensive stops (1 solo) and one blocked kick vs. Was. (10/31)... Notched a season-high four tackles (3 solo), one sack (6 yds.) and his first career forced fumble vs. Phi. (11/14)... Recorded four tackles (three solo) and one sack (6 yds.) at K.C. (12/5)... Notched three solo tackles, season-high two sacks (17 yds.) and one pass defended vs. Det. (12/12)... Recovered first career fumble and added two solo tackles at L.V. (12/26)... Added one pass defended and two assisted tackles in the season finale vs. K.C. (1/8).

2020: Jones set career highs in starts, tackles, sacks and sack yards, and finished his second NFL campaign with 41 tackles (26 solo), 6.5 sacks (36 yds.), two passes defended and 11 quarterback hits in 13 games played (8 starts)... Collected three tackles (2 solo) in the season opener vs. Ten. (9/14)... Placed on injured reserved and missed Games 3-5 with a knee injury... Notched his first sack of the season (8 yds.) and added two tackles (both solo) vs. K.C. (10/25)... Made first start of the season (second in career) vs. LAC (11/1) and totaled three tackles (2 solo)... Recorded second sack of the season (7 yds.) and added two tackles (both solo) and a pass defended at Atl. (11/8)... Garnered his third sack of the season vs. Mia. (11/22)... Registered career-high nine tackles (5 solo) vs. N.O. (11/29)... Notched his fourth sack of the season (6 yds.) and had a pass defended at Car. (12/13)... Contributed his fifth sack of the season (6 yds.) and posted three tackles (2 solo) at LAC (12/27)... Garnered 1.5 sacks (9 yds.) and had six total defensive stops (4 solo) in the season finale vs. L.V. (1/3).

2019: Selected by Denver in the third round (71st overall) of the 2019 NFL Draft, Jones contributed 14 tackles (8 solo), 3.5 sacks (22.5 yds.), one interception (7 yds.) and two passes defended in his rookie campaign... Blocked a field goal attempt at LAC (10/6)... Talled two tackles (1 solo) and his first career sack (9 yds.) at Min. (11/17)... Logged his first career interception (7 yds.) and had a pass defended vs. LAC (12/1)... Led the Broncos with a career-high 2.5 sacks (13.5 yds.) vs. Det. (12/22) to represent his first multi-sack game... His performance against Det. earned him AFC Defensive Player of the Week honors for Week 16.

COLLEGE: Jones started 37-of-39 games for Ohio State... Selected first-team All-Big Ten Conference after breaking out with a 8.5 sacks (61 yds.) in addition to posting 43 tackles (26 solo)... Became the first defensive lineman in OSU history to score two defensive touchdowns in a single season... Returned an interception 28 yards (vs. TCU, 9/15) and recovering a fumble in the end zone (vs. MSU, 11/10)... Selected third-team All-Big Ten... Helped the Buckeyes win the Big Ten Conference Championship and the Cotton Bowl his redshirt sophomore season... Was one of just three defensive linemen in school history (Dan Wilkinson - 1992, Luke Fickell - 1993) to start at least 10 games as a freshman... Earned Freshman All-America honors from the Football Writers Association of America... Totaled eight tackles at Wis. (10/15) and seven tackles vs. Mich. (11/26)—both overtime victories for the Buckeyes.

PERSONAL: Jones was named first-team Division-I All-Ohio and U.S. Army All-American as a senior at Saint Ignatius High School in Cleveland... Recorded 47 tackles, 21 tackles for a loss, four sacks and four forced fumbles as a senior... Began playing football as a high school junior... Played basketball and was ranked as a consensus four-star prospect. Dre'Mont Jones as born on Jan. 5, 1997 in Cleveland.

JONES' REGULAR SEASON RECORD

Year	Club	G	S	UT	A	TT	S-Yds.	I-Yds.	PD	FF	FR	TD-Int.	TD-FR	S	Pts.
2019	Denver	14	1	8	6	14	3.5-22.5	1-7	2	0	0	0	0	0	0
2020	Denver	13	8	26	15	41	6.5-36	0-0	2	0	0	0	0	0	0
2021	Denver	16	7	18	13	31	5.5-37.5	0-0	2	1	1	0	0	0	0
CAREER TOTALS		43	16	52	34	86	15.5-96	1-7	6	1	1	0	0	0	0

ADDITIONAL STATISTICS: Blocked a field goal at LAC (10/6/19) and vs. Was. (10/31/21).

JONES' SINGLE-GAME HIGHS

(Postseason in parentheses)

Tackles — 9, vs. New Orleans, 11/29/20 (none). **Interceptions** — 1, vs. L.A. Chargers, 12/1/19 (none). **Interception yards** — 7, vs. L.A. Chargers, 12/1/19 (none). **Sacks** — 2.5, vs. Detroit 12/22/19 (none). **Sack yards** — 17, vs. Detroit 12/12/21 (none). **Forced fumbles** — 1, vs. Philadelphia 11/14/21 (none). **Pass defended** — 1, 6x, last vs. Kansas City 1/8/22 (none).

DRE'MONT JONES' CAREER GAME-BY-GAME

(Victories asterisked)

2019 DENVER (7-9)		TACKLES											
Date	Opponent	P/S	UT	A	TT	S-Yds.	I-Yds.	PD	FF	FR			
Sept 9	at Oakland												
Sept 15	vs. Chicago	P	0	0	0	0-0	0-0	0	0	0			
Sept 22	at Green Bay	P	0	0	0	0-0	0-0	0	0	0			
Sept 29	vs. Jacksonville	P	0	0	0	0-0	0-0	0	0	0			
Oct 6	at L.A. Chargers*	P	0	0	0	0-0	0-0	0	0	0			
Oct 13	vs. Tennessee*	P	0	0	0	0-0	0-0	0	0	0			
Oct 17	vs. Kansas City	P	0	2	2	0-0	0-0	0	0	0			
Oct 27	at Indianapolis	P	0	0	0	0-0	0-0	1	0	0			
Nov 3	vs. Cleveland*	P	1	0	1	0-0	0-0	0	0	0			
Nov 17	at Minnesota	P	1	1	2	1-9	0-0	0	0	0			
Nov 24	at Buffalo	P	3	0	3	0-0	0-0	0	0	0			
Dec 1	vs. L.A. Chargers*	P	0	1	1	0-0	1-7	1	0	0			
Dec 8	at Houston*	P	0	0	0	0-0	0-0	0	0	0			
Dec 15	at Kansas City												
Dec 22	vs. Detroit*	P	3	2	5	2.5-13.5	0-0	0	0	0			
Dec 29	vs. Oakland*	S	0	0	0	0-0	0-0	0	0	0			
Season Totals			14/1	8	6	14	3.5-22.5	1-7	2	0	0		

2020 DENVER (5-1)		TACKLES									
Date	Opponent	P/S	UT	A	TT	S-Yds.	I-Yds.	PD	FF	FR	
Sept 14	vs. Tennessee	P	2	1	3	0-0	0-0	0	0	0	
Sept 20	at Pittsburgh	P	0	1	1	0-0	0-0	0	0	0	
Games 3-5 INJURED/RESERVED											
Oct 25	vs. Kansas City	P	2	0	2	1-8	0-0	0	0	0	
Nov 1	vs. L.A. Chargers*	S	2	1	3	0-0	0-0	0	0	0	
Nov 8	at Atlanta	S	2	0	2	1-7	0-0	1	0	0	
Nov 15	at Las Vegas	S	4	1	5	0-0	0-0	0	0	0	
Nov 22	vs. Miami*	S	2	1	3	1-0	0-0	0	0	0	
Nov 29	vs. New Orleans	S	5	4	9	0-0	0-0	0	0	0	
Dec 6	at Kansas City	P	2	0	2	0-0	0-0	0	0	0	
Dec 13	at Carolina*	P	1	0	1	1-6	0-0	1	0	0	
Dec 19	vs. Buffalo	S	0	1	1	0-0	0-0	0	0	0	
Dec 27	at L.A. Chargers	S	2	1	3	1-6	0-0	0	0	0	
Jan 3	vs. Las Vegas	S	2	4	6	1.5-9	0-0	0	0	0	
Season Totals			13/8	26	15	41	6.5-36	0-0	2	0	0

2021 DENVER (7-10)		TACKLES									
Date	Opponent	P/S	UT	A	TT	S-Yds.	I-Yds.	PD	FF	FR	
Sept 12	at N.Y. Giants*	S	2	0	2	0-0	0-0	0	0	0	
Sept 19	at Jacksonville*	S	0	1	1	0-0	0-0	0	0	0	
Sept 26	vs. N.Y. Jets*	S	1	0	1	0-0	0-0	0	0	0	
Oct 3	vs. Baltimore	S	1	0	1	0-0	0-0	0	0	0	
Oct 10	at Pittsburgh	P	2	1	3	0-0	0-0	0	0	0	
Oct 17	vs. Las Vegas	S	0	1	1	0-0	0-0	0	0	0	
Oct 21	at Cleveland	P	0	2	2	0-0	0-0	0	0	0	
Oct 31	vs. Washington*	P	1	2	3	1.5-8.5	0-0	0	0	0	
Nov 7	at Dallas*	P	0	0	0	0-0	0-0	0	0	0	
Nov 14	vs. Philadelphia	P	3	1	4	1-6	0-0	0	1	0	
Nov 28	vs. L.A. Chargers*	S	0	2	2	0-0	0-0	0	0	0	
Dec 5	at Kansas City	P	3	1	4	1-6	0-0	0	0	0	
Dec 12	vs. Detroit*	P	3	0	3	2-17	0-0	1	0	0	
Game 14 INACTIVE											
Dec 26	at Las Vegas	P	2	0	2	0-0	0-0	0	0	1	
Jan 2	at L.A. Chargers	S	0	0	0	0-0	0-0	0	0	0	
Jan 8	vs. Kansas City	P	0	2	2	0-0	0-0	1	0	0	
Season Totals			16/7	18	13	31	5.5-37.5	0-0	2	1	1



P.J. LOCKE III

37

SAFETY

5-10 • 202 • 3RD YR. • TEXAS

BORN: Feb. 12, 1997, in Beaumont, Texas

HIGH SCHOOL: Central High School, Beaumont, Texas

ACQUIRED: Practice Squad Signee, 2019

NFL YEAR: 3rd • YEAR WITH BRONCOS: 3rd

NFL GAMES PLAYED/STARTED: 31/0



LOCKE III AT A GLANCE:

- A third-year safety who has appeared in 31 career regular-season games for the Broncos from 2020-21, recording two solo tackles and seven special-teams stops.
- Talled one solo tackle and five special-teams stops in 16 games played in 2021.
- Recorded one solo tackle and two special-teams stops in 15 games played with Denver in 2020.
- Spent two weeks on the Broncos' practice squad in 2019 after competing with Pittsburgh during training camp.
- Appeared in 47 games (31 starts) at the University of Texas (2015-18), totaling 163 tackles (116 solo), 1.5 sacks (7 yds.), three interceptions (24 yds.), 15 passes defensed, four forced fumbles and one fumble recovery.
- Earned honorable mention All-Big 12 honors as a senior after finishing the season third on the team with 77 tackles (57 solo).
- Attended Central High School in Beaumont, Texas, where he was all-state and a two-time all-district honoree.
- Signed by Denver to the practice squad on Dec. 17, 2019
- Originally entered the NFL as a college free-agent signee of Pittsburgh on April 29, 2019.

CAREER TRANSACTIONS: Signed by Pittsburgh as a college free agent 4/29/19; Waived by Pittsburgh 8/31/19; Signed by Denver (practice squad) 12/17/19; Signed by Denver (active roster) 12/31/19; Waived by Denver 9/5/20; Signed by Denver (practice squad) 9/6/20; Signed by Denver (active roster) 9/14/20; Signed by Denver (practice squad) 9/15/20; Signed by Denver (active roster) 9/24/20.



2021: Locke appeared in 16 games for the Broncos, playing primarily on special teams... Recorded at least one special-teams tackle on four occasions... Led the team with two special-teams tackles at LAC (1/2).

2020: Locke appeared in 15 games, finishing the season with a defensive stop and two special-teams tackles... Made his NFL and Broncos debut in vs. Ten. (9/14)... Collected first career tackle vs. T.B. (9/27)... Tallied a special-teams tackle vs. LAC (11/1)... Garnered a special-teams stop at Car. (12/13).

2019: Locke, who was signed by Denver on Dec. 17, spent two weeks on the Broncos' practice squad after competing with Pittsburgh in training camp.

COLLEGE: Locke played four seasons at the University of Texas (2015-18), recording 163 tackles (116 solo), 1.5 sacks (7 yds.), three interceptions (24 yds.), 15 passes defended, four forced fumbles and one fumble recovery in 47 games (31 starts)... Named honorable mention All-Big 12 as a senior after finishing the season third on the team with 77 tackles (57 solo)... Selected as a team captain prior to his junior campaign.

PERSONAL: Locke attended Central High School in Beaumont, Texas, where he was an all-state and two-time all-district honoree... Selected as a finalist for the 2014 Defensive Willie Ray Smith Award, honoring the top high school player in the Beaumont area... Chosen first-team 5A All-State by the Texas Sports Writers Association and second-team by the *Associated Press* in 2014... Father, James A. Locke Jr., played defensive back for Oklahoma State... P.J. Locke III was born on Feb. 12, 1997, in Beaumont, Texas.

LOCKE III'S REGULAR SEASON RECORD

Year	Club	G	S	UT	A	TT	S-Yds.	I-Yds.	PD	FF	FR	TD-Int.	TD-FR	S	Pts.
2020	Denver	15	0	1	0	1	0-0	0-0	0	0	0	0	0	0	0
2021	Denver	16	0	1	0	1	0-0	0-0	0	0	0	0	0	0	0
CAREER TOTALS		31	0	2	0	2	0-0	0-0	0	0	0	0	0	0	0

ADDITIONAL STATISTICS: Special-teams tackles — 2020 (2), 2021 (5), TOTAL (7).

P.J. LOCKE III'S CAREER GAME-BY-GAME

(Victories asterisked)

2020 DENVER (5-11)		TACKLES														
Date	Opponent	P/S	UT	A	TT	S-Yds.	I-Yds.	PD	FF	FR						
Sep 14	vs. Tennessee	P	0	0	0	0-0	0-0	0	0	0						
Sep 20	at Pittsburgh					PRACTICE SQUAD										
Sep 27	vs. Tampa Bay	P	1	0	1	0-0	0-0	0	0	0						
Oct 1	at N.Y. Jets*	P	0	0	0	0-0	0-0	0	0	0						
Oct 18	at New England*	P	0	0	0	0-0	0-0	0	0	0						
Oct 25	vs. Kansas City	P	0	0	0	0-0	0-0	0	0	0						
Nov 1	vs. L.A. Chargers*	P	0	0	0	0-0	0-0	0	0	0						
Nov 8	at Atlanta	P	0	0	0	0-0	0-0	0	0	0						
Nov 15	at Las Vegas	P	0	0	0	0-0	0-0	0	0	0						
Nov 22	vs. Miami*	P	0	0	0	0-0	0-0	0	0	0						
Nov 29	vs. New Orleans	P	0	0	0	0-0	0-0	0	0	0						
Dec 6	at Kansas City	P	0	0	0	0-0	0-0	0	0	0						
Dec 13	at Carolina*	P	0	0	0	0-0	0-0	0	0	0						
Dec 19	vs. Buffalo	P	0	0	0	0-0	0-0	0	0	0						
Dec 27	at L.A. Chargers	P	0	0	0	0-0	0-0	0	0	0						
Jan 3	vs. Las Vegas	P	0	0	0	0-0	0-0	0	0	0						
Season Totals			15/0	1	0	1	0-0	0-0	0	0	0					

2021 DENVER (7-10)		TACKLES														
Date	Opponent	P/S	UT	A	TT	S-Yds.	I-Yds.	PD	FF	FR						
Sept 12	at N.Y. Giants*	P	0	0	0	0-0	0-0	0	0	0						
Sept 19	at Jacksonville*	P	0	0	0	0-0	0-0	0	0	0						
Sept 26	vs. N.Y. Jets*	P	0	0	0	0-0	0-0	0	0	0						
Oct 3	vs. Baltimore	P	0	0	0	0-0	0-0	0	0	0						
Oct 10	at Pittsburgh	P	0	0	0	0-0	0-0	0	0	0						
Oct 17	vs. Las Vegas	P	0	0	0	0-0	0-0	0	0	0						
Oct 21	at Cleveland	P	0	0	0	0-0	0-0	0	0	0						
Oct 31	vs. Washington*	P	0	0	0	0-0	0-0	0	0	0						
Nov 7	at Dallas*	P	0	0	0	0-0	0-0	0	0	0						
Nov 14	vs. Philadelphia	P	0	0	0	0-0	0-0	0	0	0						
Nov 28	vs. L.A. Chargers*	P	0	0	0	0-0	0-0	0	0	0						
Dec 5	at Kansas City	P	0	0	0	0-0	0-0	0	0	0						
Game 14						RESERVE/COVID-19										
Dec. 19	vs. Cincinnati	P	0	0	0	0-0	0-0	0	0	0						
Dec 26	at Las Vegas	P	0	0	0	0-0	0-0	0	0	0						
Jan 2	at L.A. Chargers	P	1	0	1	0-0	0-0	0	0	0						
Jan 8	vs. Kansas City	P	0	0	0	0-0	0-0	0	0	0						
Season Totals			16/0	1	0	1	0-0	0-0	0	0	0					

**SAM MARTIN****6****PUNTER****6-1 • 211 • 10TH YR. • APPALACHIAN STATE****BORN:** Feb. 27, 1990, in Fayetteville, Ga.**HIGH SCHOOL:** Starr's Mill (Ga.) High School**ACQUIRED:** Unrestricted Free Agent (Detroit), 2020**NFL YEAR:** 10th • **YEAR WITH BRONCOS:** 3rd**NFL GAMES PLAYED/STARTED:** 139/0 • **POSTSEASON GP/GS:** 2/0**MARTIN AT A GLANCE:**

- A 10th-year player who has appeared in 139 career games with Detroit (2013-19) and Denver (2020-21), punting 605 times for 27,883 yards (46.1 avg. / 41.2 net) with 45 touchbacks and 222 punts inside the 20-yard line.
- Punted 67 times for 3,083 (46.0 avg. / 42.8 net) with three touchbacks and 28 punts inside the 20-yard line in 17 games with the Broncos.
- Played all 16 games with the Broncos in 2020, punting 65 times for 3,040 yards 46.8 avg. / 41.4 net) and four touchbacks with 19 punts inside the 20-yard line.
- Handled kickoff duties with the Lions, and he is one of two punters with at least 450 kickoffs in the last eight seasons (469 kickoffs for 30,421 yards and 259 touchbacks).
- Played all 16 games for Detroit in 2019, punting 76 times for 3,445 yards (45.3 avg. / 41.8 net) and seven touchbacks with 31 punts inside the 20-yard line.
- Set career highs in 2016 in both gross average (48.5) and net average (44.2) on 62 punts, ranking second and third in the league, respectively, in those categories.
- Punted 226 times for 9,397 yards (41.6 avg.) and was named Southern Conference Special Teams Player of the Week seven times at Appalachian State University.
- Became only the second specialist in school history to be selected in the NFL Draft (P Harold Alexander, Atl. - 1993).
- Joined the Broncos as an unrestricted free agent on March 24, 2020.
- Selected by the Lions in the fifth round (165th overall) of the 2013 NFL Draft.

CAREER TRANSACTIONS: Signed by Detroit as a draft choice 5/10/13; Signed by Denver 3/24/20.

2021: Martin punted 67 times for 3,083 (46.0 avg. / 42.8 net) with three touchbacks and 28 punts inside the 20-yard line in 17 games with the Broncos... Set career highs in punts (10) and yards (491), had a season-long 68-yard punt, and compiled four punts inside the 20-yard line vs. Bal. (10/3)... Punted four times for 202 yards, setting season-highs in average (50.5) and net average (47.3) at Cle. (10/21)... Placed each of his punts inside the 20-yard line for the third time this season, collecting three punts for 135 yards (45.0 avg. / 41.0 net avg.) vs. Was. (10/31)... Recorded a season-high 50.8 net punting average, punting four times for 212 yards (53.0 avg.) vs. Phi. (11/14)... Notched three punts for 160 yards for a season-high 53.3 avg. at K.C. (12/5)... Tallied a 51.5 punting average after punting six times for 309 yards vs. Cin. (12/19).

2020: Martin punted 65 times for 3,040 yards (46.8 avg. / 41.4 net) with four touchbacks and 19 punts inside the 20-yard line in 16 games played with the Broncos... Martin punted five times for a 46.4 average with three punts placed inside the 20 in his Broncos debut vs. Ten. (9/14)... His performance marked the first time in four seasons that a Broncos punter averaged at least 46 yards per kick while placing at least three inside the 20-yard line... Punted six times vs. LAC (11/1) for 325 yards and set season highs in net average (54.2), touchbacks (2) and longest punt (69)... Placed a season-high four punts inside the 20-yard line at Atl. (11/8)... Collected 50.0-yard net average for the fourth time in his career vs. Mia. (11/22) after punting three times for 156 yards (52.0 avg.).

2019: Martin punted 76 times for 3,445 yards (45.3 avg. / 41.8 net) with 31 punts inside the 20-yard line in 16 games played with Detroit... Punted eight times for 314 yards (39.3 avg. / 37.0 net) with four punts inside the 20-yard line at Ari. (9/8)... Collected 131 yards on three punts (43.7 avg. / 42.7 net) and made one special teams tackle vs. K.C. (9/29)... Recorded six punts for 243 yards (40.5 avg. / 39.0 net) with four punts inside the 20-yard line at Chi. (11/10)... Punted six times for 269 yards (44.8 avg. / 44.5 net) with four punts inside the 20-yard line vs. Dal. (11/17).

2018: Martin recorded 74 punts for 3,310 yards (44.7 avg. / 39.2 net) with 32 punts inside the 20-yard line in 16 games played... Punted five times for 211 yards (42.2 avg. / 39.4 net) with three punts inside the 20-yard line at S.F. (9/16)... Collected 228 yards on five punts (45.6 avg. / 45.2 net) with four punts inside the 20-yard line vs. G.B. (10/7)... Punted seven times for 317 yards (45.3 avg. / 41.6 net) with four punts inside the 20-yard line at Ari. (12/9)... Recorded 317 yards on seven punts (45.3 avg. / 40.9 net) with three punts inside the 20-yard line at Buf. (12/16).

2017: Martin punted 41 times for 1,779 yards (43.4 avg. / 37.6 net) with 13 punts inside the 20-yard line in 10 games played after spending the first six games of the season on the reserve/non-football injury list... Punted four times for 172 yards (43.0 avg. / 40.0 net) with three punts inside the 20-yard line at Chi. (11/19).

2016: Martin tallied 62 punts for 3,010 yards (48.5 avg. / 44.2 net) with 23 punts inside the 20-yard line in 16 regular season games played... Notched five punts for 232 yards (46.4 avg. / 45.4 net) with two punts inside the 20-yard line in Detroit's one postseason contest... Punted four times for 235 yards (58.5 avg. / 55.5 net) with two punts inside the 20-yard line and recorded seven kickoffs to earn NFC Special Teams Player of the Week honors at Ind. (9/11)... Punted five times for 217 yards (43.4 avg. / 41.6 net) with all five punts falling inside the 20-yard line vs. Ten. (9/18)... Punted six times for 291 yards (48.5 avg. / 48.0 net) with three punts inside the 20-yard line vs. Jac. (11/20)... Punted five times for 232 yards (46.4 avg. / 45.4 net) with two punts inside the 20-yard line in Detroit's NFC Wild Card game at Sea. (1/7).

2015: Martin punted 80 times for 3,679 yards (46.0 avg. / 42.0 net) with 25 punts inside the 20-yard line in 16 games played... Punted five times for 176 yards (35.2 avg. / 35.2 net) with three punts inside the 20-yard line at S.D. (9/13)... Punted eight times for 367 yards (45.9 avg. / 38.1 net) with three punts inside the 20-yard line at Sea. (10/5)... Collected 297 yards on seven punts (42.4 avg. / 41.4 net) with four punts inside the 20-yard line at G.B. (11/15)... Recorded four punts for 184 yards (46.0 avg. / 45.3 net) and eight kickoffs to earn NFC Special Teams Player of the Week honors vs. Phi. (11/26).

2014: Martin punted 68 times for 3,138 yards (46.1 avg. / 40.1 net) with 29 punts inside the 20-yard line in 16 regular season games played... Punted seven times for 330 yards (47.1 avg. / 44.3 net) with four punts inside the 20-yard line... Collected 213 yards on five punts (42.6 avg. / 39.6 net) with four punts inside the 20-yard line vs. N.O. (10/19)... Completed two passes for 27 yards (13.5 avg.) vs. Mia. (11/9)... Punted four times for 142 yards (35.5 avg. / 35.5 net) with one punt inside the 20-yard line in Detroit's NFC Wild Card game at Dal. (1/4).

2013: Selected by the Lions in the fifth round (165th overall) in the 2013 NFL Draft, Martin punted 72 times for 3,399 yards (47.2 avg. / 40.4 net) with 22 punts inside the 20-yard line in 16 games played... Punted six times for 315 yards (52.5 avg. / 40.7 net) and notched six kickoffs to earn NFC Special Teams Player of the Week honors at Was. (9/22). Recorded five punts for 229 yards (45.8 avg. / 47.8 net) with three punts inside the 20-yard line at Cle. (10/13).

COLLEGE: Martin punted 226 times for 9,397 yards (41.6 avg.) during his career to rank third in Appalachian State history... Was named Southern Conference Special Teams Player of the Week seven times... Became only the second specialist in Appalachian State history to be selected in the NFL draft.

PERSONAL: Martin played only one year of high school football and was named all-county at Starr's Mill (Ga.) High School... Was a four-year soccer letterman and earned all-state soccer recognition as a junior... Launched the Sam Martin Foundation in 2016 to help improve the lives of children with mental and physical conditions as well as animal welfare... Sam Martin was born on Feb. 27, 1990 in Fayetteville, Ga.

MARTIN'S REGULAR SEASON RECORD

Year	Club	G	S	No.	Yds.	Avg.	Net.	TB	In 20	LG	Bik.
2013	Detroit	16	0	72	3,399	47.2	40.4	10	22	72	1
2014	Detroit	16	0	68	3,138	46.1	40.1	5	29	71	0
2015	Detroit	16	0	80	3,679	46.0	42.0	3	25	66	0
2016	Detroit	16	0	62	3,010	48.5	44.2	3	23	63	0
2017	Detroit	10	0	41	1,779	43.4	37.6	6	13	64	0
2018	Detroit	16	0	74	3,310	44.7	39.2	4	32	61	0
2019	Detroit	16	0	76	3,445	45.3	41.8	7	31	62	0
2020	Denver	16	0	65	3,040	46.8	41.4	4	19	69	1
2021	Denver	17	0	67	3,083	46.0	42.8	3	28	68	0
CAREER TOTALS		139	0	605	27,883	46.1	41.2	45	222	72	2

ADDITIONAL STATISTICS: Kickoffs — 2013 (70 for 4,708 yards), 2014 (74 for 4,814 yards), 2015 (70 for 4,624 yards), 2016 (75 for 4,791 yards), 2017 (50 for 3,242 yards), 2018 (68 for 4,366 yards), 2019 (60 for 3,762 yards), 2020 (2 for 114 yards), TOTAL (469 for 30,421 yards). Special teams tackles — 2013 (1), 2015 (2), 2018 (1), 2019 (1), TOTAL (5). Completed 2 passes for 27 yards (13.5 avg.) vs. Mia. (11/9/14). Miscellaneous fumble recoveries — 2013 (1), 2020 (1), TOTAL (2).

MARTIN'S POSTSEASON RECORD

Year	Club	G	S	No.	Yds.	Avg.	Net.	TB	In 20	LG	Bik.
2014	Detroit	1	0	4	142	35.5	35.5	0	1	48	0
2016	Detroit	1	0	5	232	46.4	45.4	0	2	55	0
CAREER TOTALS		2	0	9	374	41.6	41.0	0	3	55	0

MARTIN'S SINGLE GAME HIGHS

(Postseason in parentheses)

Punts — 10, vs. Baltimore, 10/3/21 (5, at Seattle, 1/7/17). **Punting yards** — 491, vs. Baltimore, 10/3/21 (232, at Seattle, 1/7/17). **Longest punt** — 72, at Washington, 9/22/13 (55, at Seattle, 1/7/17). **Punts inside the 20** — 5, vs. Tennessee, 9/18/16 (2, at Seattle, 1/7/17).

SAM MARTIN'S CAREER GAME-BY-GAME

(Victories asterisked)

2013 DETROIT (7-9)												
PUNTING												
Date	Opponent	P/S	No.	Yds.	Avg.	Net.	TB	In 20	LG	Blk.	Opp. Ret.	Ret. Yds.
Sept 8	vs. Minnesota*	P	4	152	38.0	36.5	0	1	55	0	1	6
Sept 15	at Arizona	P	5	261	52.2	50.2	0	0	58	0	3	10
Sept 22	at Washington*	P	6	315	52.2	40.7	3	0	72	0	2	11
Sept 29	vs. Chicago*	P	3	150	50.0	37.7	1	1	57	0	2	17
Oct 6	at Green Bay	P	6	311	51.8	42.8	2	2	58	0	4	14
Oct 13	at Cleveland*	P	5	229	45.8	47.8	0	3	52	0	3	-10
Oct 20	vs. Cincinnati	P	4	173	43.3	41.3	0	3	65	0	1	8
Oct 27	vs. Dallas*	P	4	203	50.8	39.5	1	0	64	0	2	25
Nov 10	at Chicago*	P	4	178	44.5	40.5	0	1	59	0	1	16
Nov 17	at Pittsburgh	P	3	152	50.7	45.0	0	0	59	0	2	17
Nov 24	vs. Tampa Bay	P	3	151	50.3	33.0	0	1	56	1	2	19
Nov 28	vs. Green Bay*	P	1	33	33.0	33.0	0	1	33	0	0	0
Dec 8	at Philadelphia	P	6	236	39.3	37.2	1	2	51	0	2	-7
Dec 16	vs. Baltimore	P	5	230	46.0	37.2	1	3	57	0	1	24
Dec 22	vs. N.Y. Giants	P	6	270	45.0	41.2	0	2	55	0	3	23
Dec 29	at Minnesota	P	7	355	50.7	36.9	1	2	63	0	3	77
Season Totals			16/0	72	3,399	47.2	10	22	72	1	32	250

2014 DETROIT (11-5)												
PUNTING												
Date	Opponent	P/S	No.	Yds.	Avg.	Net.	TB	In 20	LG	Blk.	Opp. Ret.	Ret. Yds.
Sept 8	vs. N.Y. Giants*	P	2	109	54.5	39.5	0	1	57	0	2	30
Sept 14	at Carolina	P	5	233	46.6	41.0	1	1	64	0	2	8
Sept 21	vs. Green Bay*	P	2	104	52.0	40.5	0	1	55	0	2	23
Sept 28	at N.Y. Jets*	P	6	306	51.0	44.8	1	2	55	0	4	17
Oct 5	vs. Buffalo	P	7	330	47.1	44.3	0	4	60	0	3	20
Oct 12	at Minnesota*	P	7	341	48.7	40.6	1	2	63	0	3	37
Oct 19	vs. New Orleans*	P	5	213	42.6	39.6	0	4	57	0	1	15
Oct 26	at Atlanta*	P	3	124	41.3	34.7	0	2	51	0	1	20
Nov 9	vs. Miami*	P	3	137	45.7	37.3	1	1	59	0	1	5
Nov 16	at Arizona	P	6	249	41.5	40.8	0	3	56	0	2	4
Nov 23	at New England	P	5	231	46.2	43.2	0	2	55	0	4	15
Nov 27	vs. Chicago*	P	3	153	51.0	42.7	0	1	59	0	2	25
Dec 7	vs. Tampa Bay*	P	3	155	51.7	45.0	1	1	71	0	0	0
Dec 14	vs. Minnesota*	P	6	266	44.3	38.2	0	2	57	0	2	37
Dec 21	at Chicago*	P	1	35	35.0	35.0	0	1	35	0	0	0
Dec 28	at Green Bay	P	4	152	38.0	24.3	0	1	45	0	1	55
Season Totals			16/0	68	3,399	46.1	5	29	71	0	30	311
Jan 4	at Dallas	S	4	142	35.5	35.5	0	1	48	0	1	0
Postseason Totals			1/0	4	142	35.5	0	1	48	0	0	0
*NFL Wild Card Game												

2015 DETROIT (7-9)												
PUNTING												
Date	Opponent	P/S	No.	Yds.	Avg.	Net.	TB	In 20	LG	Blk.	Opp. Ret.	Ret. Yds.
Sept 13	at San Diego	P	5	176	35.2	35.2	0	3	42	0	0	0
Sept 20	at Minnesota	P	4	177	44.3	34.5	0	2	53	0	3	39
Sept 27	vs. Denver	P	5	266	53.2	46.6	1	1	66	0	2	13
Oct 5	at Seattle	P	8	367	45.9	38.1	1	3	62	0	5	42
Oct 11	vs. Arizona	P	4	172	43.0	39.0	0	3	54	0	2	16
Oct 18	vs. Chicago*	P	4	221	55.3	48.5	0	0	60	0	4	27
Oct 25	vs. Minnesota	P	6	296	49.3	45.5	0	1	53	0	4	23
Nov 1	at Kansas City	P	6	282	47.0	40.2	0	0	53	0	6	41
Nov 15	at Green Bay*	P	7	297	42.4	41.4	0	4	56	0	2	7
Nov 22	vs. Oakland*	P	5	238	47.6	44.4	0	1	57	0	4	16
Nov 26	vs. Philadelphia*	P	4	184	46.0	45.3	0	0	47	0	2	3
Dec 3	vs. Green Bay	P	6	274	45.7	45.7	0	2	56	0	0	0
Dec 13	at St. Louis	P	7	322	46.0	41.0	1	2	59	0	4	15
Dec 21	at New Orleans*	P	3	133	44.3	40.3	0	1	49	0	2	12
Dec 27	vs. San Francisco*	P	3	131	43.7	43.7	0	2	52	0	2	0
Jan 3	at Chicago*	P	3	143	47.7	44.7	0	0	58	0	2	9
Season Totals			16/0	80	3,679	46.0	3	25	66	0	43	263

DID YOU KNOW?

The Broncos scored four touchdowns of at least 40 yards (two pass plays, one rushing play and one punt return) during their *Monday Night Football* win against Tennessee on Nov. 19, 2007, marking the first time in club history that feat was accomplished. Denver also became the first NFL team in four seasons to score four 40-yard touchdowns in the same game with its performance against the Titans.

2016 DETROIT (9-7)													
PUNTING													
Date	Opponent	P/S	No.	Yds.	Avg.	Net.	TB	In 20	LG	Blk.	Opp. Ret.	Ret. Yds.	
Sept 11	at Indianapolis*	P	4	235	58.8	55.5	0	2	63	0	2	13	
Sept 18	vs. Tennessee	P	5	217	43.4	41.6	0	5	51	0	2	9	
Sept 25	at Green Bay	P	2	95	47.5	47.0	0	0	49	0	1	1	
Oct 2	at Chicago	P	5	245	49.0	45.6	0	1	57	0	3	17	
Oct 9	vs. Philadelphia*	P	3	159	53.0	44.3	1	1	57	0	1	6	
Oct 16	vs. Los Angeles*	P	2	104	52.0	51.0	0	1	56	0	1	2	
Oct 23	vs. Washington*	P	3	153	51.0	45.7	0	1	58	0	1	16	
Oct 30	at Houston	P	5	223	44.6	37.6	0	0	52	0	5	35	
Nov 6	at Minnesota*	P	5	262	52.4	46.2	0	0	55	0	4	31	
Nov 20	vs. Jacksonville*	P	6	291	48.5	48.0	0	3	61	0	2	3	
Nov 24	vs. Minnesota*	P	4	168	42.0	42.0	0	2	51	0	2	0	
Dec 4	at New Orleans*	P	2	85	42.5	30.5	0	1	53	0	1	24	
Dec 11	vs. Chicago*	P	2	102	51.0	41.0	1	1	57	0	0	0	
Dec 18	at N.Y. Giants	P	6	275	45.8	37.8	1	1	63	0	4	28	
Dec 26	at Dallas	P	4	196	49.0	47.8	0	2	54	0	2	5	
Jan 1	vs. Green Bay	P	4	200	50.0	45.0	0	2	56	0	4	20	
Season Totals			16/0	62	3,010	48.5	44.2	3	23	63	0	35	210
Jan 7	at Seattle ^S	P	5	232	46.4	45.4	0	2	55	0	1	5	
Postseason Totals			1/0	5	232	46.4	45.4	0	2	55	0	1	5

^SNFC Wild Card Game

2017 DETROIT (9-7)													
PUNTING													
Date	Opponent	P/S	No.	Yds.	Avg.	Net.	TB	In 20	LG	Blk.	Opp. Ret.	Ret. Yds.	
Games 1-6				RESERVE/ NON FOOTBALL									
Oct 29	vs. Pittsburgh	P	3	119	39.7	39.7	0	1	55	0	0	0	
Nov 6	at Green Bay*	P	0	0	—	—	0	0	—	0	0	0	
Nov 12	vs. Cleveland*	P	4	176	44.0	36.3	1	1	48	0	2	11	
Nov 19	at Chicago*	P	4	172	43.0	40.0	0	3	53	0	2	12	
Nov 23	vs. Minnesota	P	4	180	45.0	41.5	0	1	49	0	2	14	
Dec 3	at Baltimore	P	6	275	45.8	41.2	0	1	54	0	3	28	
Dec 10	at Tampa Bay*	P	5	207	41.4	33.4	2	1	50	0	0	0	
Dec 16	vs. Chicago*	P	4	182	45.5	40.0	1	2	64	0	1	2	
Dec 24	at Cincinnati	P	5	202	40.4	35.8	1	2	60	0	1	3	
Dec 31	vs. Green Bay*	P	6	266	44.3	33.3	1	1	55	0	3	46	
Season Totals			10/0	41	1,779	43.4	37.6	6	13	64	0	14	116

2018 DETROIT (6-10)													
PUNTING													
Date	Opponent	P/S	No.	Yds.	Avg.	Net.	TB	In 20	LG	Blk.	Opp. Ret.	Ret. Yds.	
Sept 10	vs. N.Y. Jets	P	3	152	50.7	5.0	0	0	55	0	3	137	
Sept 16	at San Francisco	P	5	211	42.2	39.4	0	3	44	0	2	14	
Sept 23	vs. New England*	P	2	90	45.0	45.0	0	1	50	0	0	0	
Sept 30	at Dallas	P	4	171	42.8	37.8	1	2	52	0	0	0	
Oct 7	vs. Green Bay*	P	5	228	45.6	45.2	0	4	53	0	2	2	
Oct 21	at Miami*	P	1	61	61.0	42.0	0	0	61	0	1	19	
Oct 28	vs. Seattle	P	4	181	45.3	37.8	1	1	54	0	1	10	
Nov 4	at Minnesota	P	5	222	44.4	39.6	0	1	52	0	1	24	
Nov 11	at Chicago	P	4	156	39.0	34.5	0	1	54	0	1	18	
Nov 18	vs. Carolina*	P	6	281	46.8	43.7	1	3	55	0	1	-1	
Nov 22	vs. Chicago	P	5	227	45.4	36.2	0	1	59	0	4	46	
Dec 2	vs. L.A. Rams	P	6	286	47.7	44.7	0	2	58	0	3	18	
Dec 9	at Arizona*	P	7	317	45.3	41.6	0	4	51	0	5	26	
Dec 16	at Buffalo	P	7	317	45.3	40.9	1	3	55	0	3	11	
Dec 23	vs. Minnesota	P	6	249	41.5	40.2	0	4	52	0	1	8	
Dec 30	at Green Bay*	P	4	161	40.3	40.3	0	2	53	0	1	0	
Season Totals			16/0	74	3,310	44.7	39.2	4	32	61	0	29	332

2019 DETROIT (3-12-1)													
PUNTING													
Date	Opponent	P/S	No.	Yds.	Avg.	Net.	TB	In 20	LG	Blk.	Opp. Ret.	Ret. Yds.	
Sept 8	at Arizona	P	8	314	39.3	37.0	0	4	55	0	3	18	
Sept 15	vs. L.A. Chargers*	P	4	176	44.0	44.0	0	2	48	0	1	0	
Sept 22	at Philadelphia*	P	5	226	45.2	36.8	2	2	53	0	1	2	
Sept 29	vs. Kansas City	P	3	131	43.7	42.7	0	0	49	0	2	3	
Oct 14	at Green Bay	P	4	186	46.5	48.8	0	2	51	0	1	-9	
Oct 20	vs. Minnesota	P	3	150	50.0	47.0	0	2	62	0	2	9	
Oct 27	vs. N.Y. Giants*	P	2	88	44.0	43.0	0	0	45	0	1	2	
Nov 3	at Oakland	P	2	86	43.0	25.0	1	0	47	0	1	16	
Nov 10	at Chicago	P	6	243	40.5	39.0	0	4	58	0	2	9	
Nov 17	vs. Dallas	P	6	269	44.8	44.5	0	4	57	0	2	2	
Nov 24	at Washington	P	4	162	40.5	40.5	0	1	50	0	2	0	
Nov 28	vs. Chicago	P	5	231	46.2	43.0	1	3	60	0	2	-4	
Dec 8	at Minnesota	P	7	347	49.6	43.4	0	3	56	0	4	43	
Dec 15	vs. Tampa Bay	P	5	258	51.6	47.6	1	2	62	0	1	0	
Dec 22	at Denver	P	5	261	52.2	43.8	1	0	57	0	2	22	
Dec 29	vs. Green Bay	P	7	317	45.3	40.0	1	2	52	0	2	17	
Season Totals			16/0	76	3,445	45.3	41.8	7	31	62	0	29	130

2020 DENVER (5-11)											PUNTING			
Date	Opponent	P/S	No.	Yds.	Avg.	Net.	TB	In 20	LG	Blk.	Opp.	Ret.	Ret. Yds.	
Sept 14	vs. Tennessee	P	5	232	46.4	42.6	0	3	56	0	3	19	19	
Sept 20	at Pittsburgh	P	4	169	42.3	36.0	0	1	55	0	2	25	25	
Sept 27	vs. Tampa Bay	P	5	226	45.2	34.2	0	0	49	1	3	21	21	
Oct 1	at N.Y. Jets*	P	1	49	49.0	38.0	0	0	49	0	1	11	11	
Oct 18	at New England*	P	2	77	38.5	38.5	0	1	46	0	0	0	0	
Oct 25	vs. Kansas City	P	3	161	53.7	46.7	0	1	60	0	2	21	21	
Nov 1	vs. L.A. Chargers*	P	6	325	54.2	41.2	2	1	69	0	3	38	38	
Nov 8	at Atlanta	P	5	225	45.0	42.4	0	4	64	0	1	13	13	
Nov 15	at Las Vegas	P	4	201	50.3	45.3	0	0	58	0	3	20	20	
Nov 22	vs. Miami*	P	3	156	52.0	50.0	0	1	56	0	1	6	6	
Nov 29	vs. New Orleans	P	7	332	47.5	41.9	1	0	55	0	1	19	19	
Dec 6	at Kansas City	P	3	115	38.3	36.7	0	1	40	0	1	5	5	
Dec 13	at Carolina*	P	4	177	44.3	44.3	0	2	58	0	2	0	0	
Dec 19	vs. Buffalo	P	6	291	48.5	47.3	0	2	56	0	4	7	7	
Dec 27	at L.A. Chargers	P	3	124	41.3	34.7	1	1	44	0	0	0	0	
Jan 3	vs. Las Vegas	P	4	168	42.0	36.8	0	1	53	0	1	21	21	
Season Totals			16/0	65	3,040	46.8	41.4	4	19	69	1	28	226	

2021 DENVER (7-10)											PUNTING			
Date	Opponent	P/S	No.	Yds.	Avg.	Net.	TB	In 20	LG	Blk.	Opp.	Ret.	Ret. Yds.	
Sept 12	at N.Y. Giants*	P	2	78	39.0	38.0	0	0	41	0	1	2	2	
Sept 19	at Jacksonville*	P	4	180	45.0	44.5	0	4	48	0	1	2	2	
Sept 26	vs. N.Y. Jets*	P	3	122	40.7	40.7	0	1	53	0	0	0	0	
Oct 3	vs. Baltimore	P	10	491	49.1	38.7	2	4	68	0	3	64	64	
Oct 10	at Pittsburgh	P	4	176	44.0	44.0	0	4	52	0	1	0	0	
Oct 17	vs. Las Vegas	P	4	164	41.0	39.8	0	2	47	0	1	5	5	
Oct 21	at Cleveland	P	4	202	50.5	47.3	0	0	59	0	2	13	13	
Oct 31	vs. Washington*	P	3	135	45.0	41.0	0	3	48	0	1	12	12	
Nov 7	at Dallas*	P	3	94	31.3	31.3	0	0	51	0	2	0	0	
Nov 14	vs. Philadelphia	P	4	212	53.0	50.8	0	0	60	0	2	9	9	
Nov 28	vs. L.A. Chargers*	P	3	125	41.7	41.7	0	2	43	0	0	0	0	
Dec 5	at Kansas City	P	3	160	53.3	49.0	0	0	56	0	2	13	13	
Dec 12	vs. Detroit*	P	3	130	43.3	44.7	0	0	47	0	1	-4	-4	
Dec 19	vs. Cincinnati	P	6	309	51.5	44.5	1	2	63	0	3	22	22	
Dec 26	at Las Vegas	P	5	223	44.6	43.4	0	3	56	0	1	6	6	
Jan 2	at L.A. Chargers	P	3	137	45.7	44.0	0	1	56	0	2	5	5	
Jan 8	vs. Kansas City	P	3	145	48.3	46.7	0	2	65	0	1	5	5	
Season Totals			17/0	67	3,083	46.0	42.8	3	28	68	0	25	154	



BRANDON McMANUS

8

KICKER



6-3 • 201 • 9TH YR. • TEMPLE

BORN: July 25, 1991, in Philadelphia

HIGH SCHOOL: North Penn High School, Lansdale, Pa.

ACQUIRED: Free Agent, 2014

NFL YEAR: 9th • YEAR WITH BRONCOS: 9th

NFL GAMES PLAYED/STARTED: 127/0 • POSTSEASON GP/GS: 4/0

McMANUS AT A GLANCE:

- A ninth-year kicker who has appeared in 127 regular-season games and four postseason contests with Denver from 2014-21, connecting on 195-of-238 (81.9%) regular-season field goals.
- Totaled Denver's second-highest overall (regular season + postseason) field goal percentage, connecting on 205-of-248 attempts (82.7%) during his career.
- Ranks second in team history in 50+ yard field goals (32), regular season field goals (195), and points scored (837) in team annals.
- Accounted for the sixth-most kicking points (870) among active kickers (reg. + postseason) since entering the league in 2014.
- Played all 17 games in 2021, connecting on 26-of-31 (83.9%) field goal attempts and 33-of-34 PATs for 111 points.
- Made 28-of-34 field goal attempts (82.4%) and 24-of-27 PATs in 15 games played in 2020.
- Connected on a league-high 10 field goals of 50+ yards in 2020, which set a single-season franchise record.
- Notched a career-high and single-game franchise record for the most made field goals, finishing a perfect 6-for-6 on field goal attempts (45, 44, 27, 52, 20, 54) on Oct. 18, 2020 at New England.

- Knocked in 29-of-34 attempts (85.3%) and converted 25-of-26 extra points (96.2%) in 2019.
- Hit 20-of-25 field goals (80.0%) in 2018 and converted all 35 extra point attempts.
- Made 24-of-32 field goal attempts (75.0%) and was a perfect 27-for-27 on extra points in 2017.
- Connected on 29-of 34 field goals (85.3%) in 2016 and made 32-of-33 extra point attempts.
- Finished the 2015 season tied for third in team annals with a career-high 30 made field goals, while making 35-of-36 extra point attempts (97.2%).
- Named AFC Special Teams Player of the Month (October, 2015) after converting 10-of-11 field goals, including the first two game-winning kicks of his career.
- Totaled the second-most made field goals all-time in a single postseason (10-for-10) during Denver's Super Bowl 50-winning playoff run.
- Received the 2012 College Football Performance Awards Specialist Trophy as the nation's best overall kicker following his senior year at Temple University.
- Holds Temple career records for points scored (338), field goals made (60) and punting average (45.4).
- Joined the Broncos on Aug. 26, 2014 in a trade with the N.Y. Giants.
- Entered the NFL as a college free agent with Indianapolis on April 30, 2013.

CAREER TRANSACTIONS: Signed by Indianapolis as a college free agent 4/30/13; Waived by Indianapolis 8/25/13; Signed to a future contract by N.Y. Giants on 1/2/14; Traded to Denver 8/26/14; Waived by Denver 11/25/14; Signed by Denver (practice squad) 12/5/14; Signed by Denver (active roster) 12/6/14; Re-signed by Denver 4/18/16; Re-signed by Denver 6/14/17; Re-signed by Denver 9/11/17. Re-signed by Denver 9/11/20.



2021: McManus appeared in all 17 games, connecting on 26-of-31 field goal attempts and 33-of-34 PATs... Accounted for 111 of Denver's points in 2021... Made 2-of-2 field goals, connected on all three extra points and accounted for nine points at NYG (9/12)... Surpassed K Jim Turner for the second-most points in franchise history (746) after totaling 11 points on 3-of-3 field goals and two extra points at Jac. (9/19)... Accounted for 14 points vs. NYJ (9/26), connecting on 4-of-4 field goals and two extra points... Earned AFC Special Teams Player of the Week for Week 14 after making a 52-yard field goal and knocking in all five extra points vs. Det. (12/12)... Poured in a career-long 61-yard field goal at LAC (1/2), marking the longest field goal in a road game in franchise history.

2020: McManus made 28-of-34 field goal attempts (82.4%), while connecting on 24-of-27 extra points (88.9%)... Made his first two field goals of the season at Pit. (9/20), surpassing K Matt Prater for third all time in regular-season made field goals in Broncos history... Kicked a go-ahead 53-yard field goal at NYJ (10/1)... Played in 100th career game at N.E. (10/18), set a career high and single-game franchise record with six made field goals (45, 44, 27, 52, 20, 54) and connected on multiple 50-yard field goals for the sixth time in his career... Earned AFC Special Teams Player of the Week honors for Week 4 and Week 6 after connecting on 3-of-3 field goals (40, 54, 53) and 4-of-4 PATs for 13 points against the Jets and 6-of-6 field goals (45, 44, 27, 52, 20, 54) for 18 points at N.E. (10/18)... Tied K Matt Prater for the third-most total points in franchise history after connecting on 2-of-2 field goals (43, 41) and 3-of-3 PATs for nine points at Atl. (11/8)... Surpassed kicker Matt Prater for the third-most points in franchise history after converting both field goal attempts (50, 33) at L.V. (11/15)... Made his seventh field goal of 50+ yards and nailed a career-long 58-yard field goal vs. N.O. (11/29)... Made 3-of-4 field goal attempts at LAC (12/27), recorded his ninth and 10th field goal of 50+ yards this season and made multiple 50-yard field goals in a single game for the seventh time in his career, tying the NFL record.

2019: Connected on 29-of-34 attempts (85.3%), including 4-of-7 (57.1%) from 50+ yards, and converted 25-of-26 extra points... Made all three field goal attempts (53 LG) vs. Ten. (10/13)... Connected on all three field goal attempts vs. LAC (12/1), had makes from 52 and 53 yards and notched his sixth career game-tying or game-winning field goal in the last two minutes of the fourth quarter or overtime... Became the second Broncos kicker (K Matt Prater vs. Chi., 12/11/11) and sixth NFL kicker all-time to kick multiple 50-yard field goals with five minutes or less remaining in the fourth quarter/overtime of a single game in Week 13 against the Chargers... Moved into a tie for third place in franchise history with 141 made field goals while connecting on 3-of-4 attempts (75%) vs. Oak.

2018: McManus connected on 20-of-25 field goals (80.0%) for Denver and converted all 35 extra point attempts... Made a pair of 50-yard field goals (51, 53) vs. Sea. (9/19), giving him three career games with multiple 50+yard field goals... Posted his fourth-career game-winning kick (36 yds.) with 0:06 remaining vs. Oak. (9/16)... Kicked a 30-yard field goal to give him 100 made field goals for his career at NYJ (10/7), moving him past David Treadwell for fifth on the franchise's all-time field goal list... Kicked his fifth career game-winning field goal (34 yds.) at LAC (11/18).

2017: McManus ended the season 24-of-32 (75.0%) on field goal attempts and a perfect 27-for-27 on extra point attempts... Had four games with three made field goals... Finished the season with three field goals of 50-plus yards... Connected on all six extra point attempts vs. Dal. (9/17)... Made all three field goals (38, 35, 28) at Buf. (9/24)... Nailed a pair of 50-plus yard attempts (52, 53) at Phi. (11/5)... Connected on all three field goal attempts (39, 33, 36) vs. N.E. (11/12).

2016: McManus connected on 29 field goals—three from 50-plus yards—on 34 attempts (85.3%) and made 32-of-33 extra point attempts (97.0%)... Finished 4-of-5 on field goals (23, 43, 33, 35) vs. Ind. (9/18)... Kicked three field goals (35, 46, 45) vs. Atl. (10/9)... Kicked two field goals—including a 55-yard field goal as time expired in the first half—at Oak. (11/6)... Connected on 3-of-4 field goal attempts—including his seventh career 50-yard field goal to give him the third most in team history—and made a special-teams stop at N.O. (11/13)... Surpassed 300 points in his career against N.E. to become the 12th player (sixth fastest) in team history to reach that mark... Kicked a 52-yard field goal in the second quarter—his third 50-yard field goal of the season—in addition to running for six yards on a fake field goal attempt at K.C. (12/25).

2015: McManus tied for third in franchise history with a career-high 30 made field goals (35 attempts), including three game-winning kicks, and added 35 extra points (36 attempts) for 125 total points... Totaled 55 touchbacks on 78 kickoffs for the league's fourth-best percentage (70.5)... Was a perfect 10-for-10 on field goals in Denver's three postseason games to represent the second-most made field goals all-time in a single postseason... Began the season with 13 consecutive field goals, which tied for second in Broncos history to start a season... Was a perfect 4-for-4 (57, 56, 43, 33) vs. Bal. (9/13), becoming the second kicker in NFL history to convert two field goals of 56 yards or longer in the same game... Named AFC Special Teams Player for the Month for October after connecting on 10-of-11 field goals, including the first two game-winning kicks of his career... Kicked the game-winning 37-yard field goal on the first possession of overtime vs. Cin. (12/28)... Tied an NFL postseason record with five made field goals (28, 41, 51, 41, 45) in Denver's AFC Divisional Playoff Game vs. Pit. (1/17)... Tied K Matt Prater with his seventh made field goal of the season (including postseason) from 50-plus yards, and connected on both of his attempts (52, 31) in Denver's AFC Championship Game vs. N.E. (1/24)... Drilled three field goals (34, 33, 30) in Denver's Super Bowl 50 victory vs. Car. (2/7).

2014: McManus, who spent the preseason with the N.Y. Giants before being traded to Denver on Aug. 26, appeared in 15 regular-season games and one playoff contest for the Broncos... Connected on 9-of-13 (.692) field goals and converted all 41 PATs in addition to ranking fourth in the NFL in touchback percentage (70.3 / 64-of-91)... Waived on Nov. 25 before being signed back to the active roster on Dec. 6 to handle kickoff duties for the remainder of the season.

2013: McManus, who entered the NFL with Indianapolis as a college free agent, competed with the Colts during the preseason before being waived on Aug. 26.

COLLEGE: McManus holds Temple University career records for points scored (338), field goals made (60) and attempted (83) and punting average (45.4)... Named the recipient of the 2012 College Football Performance Awards Specialist Trophy as the nation's best overall kicker after converting 14-of-17 field goals and 32-of-33 extra point tries for 74 points... Punted 54 times for 2,433 yards (45.1 avg.), including 15 kicks of 50-plus yards as a senior... Earned All-Big East first team honors as a punter and was a second-team choice as a kicker.

PERSONAL: McManus was a four-year letter winner as a kicker and punter at North Penn High School in Lansdale, Pa.... Selected to play in the 2009 Big 33 All-Star Game... Named a first-team All-Suburban One Conference selection and a first-team *Times-Herald* All-Area pick as a senior... Scored 229 career points and helped his team win district championships in 2005 and 2008 and conference titles in 2006 and 2008... Majored in biology/pre-med at Temple... Co-founded the Anti Bully Squad to create a permanent solution to bullying through education, advocacy, awareness and prevention... Received the Broncos Community Ambassador Award for 2019... Brandon Tyler McManus was born on July 25, 1991 in Philadelphia.

McMANUS' REGULAR SEASON RECORD

Year	Club	G	FIELD GOALS							TOTAL	Pct.	PATs		Pts.
			1-19	20-29	30-39	40-49	50-59	60+	Md./Att.			Pct.		
2014	Denver	15	0/0	5/5	2/3	2/3	0/2	0/0	9/13	.692	41/41	1.000	68	
2015	Denver	16	0/0	12/12	8/8	5/8	5/7	0/0	30/35	.857	35/36	.972	125	
2016	Denver	16	0/0	9/9	10/10	7/9	3/5	0/1	29/34	.853	32/33	.970	119	
2017	Denver	16	0/0	6/8	11/12	4/6	3/5	0/1	24/32	.750	27/27	1.000	99	
2018	Denver	16	0/0	5/5	6/6	7/7	2/6	0/1	20/25	.800	35/35	1.000	95	
2019	Denver	16	0/0	6/6	9/9	10/12	4/6	0/1	29/34	.853	25/26	.962	112	
2020	Denver	15	0/0	6/6	4/5	8/8	10/15	0/2	28/34	.824	24/27	.889	108	
2021	Denver	17	0/0	7/8	6/6	8/8	5/9	1/1	26/31	.839	33/34	.970	111	
CAREER TOTALS		127	0/0	56/59	56/59	51/61	32/59	1/7	195/238	.819	252/259	.973	837	

ADDITIONAL STATISTICS: Kickoffs — 2014 (91 for 5,981 yards, 65.7 avg., 64 Tbs), 2015 (78 for 5,012 yards, 64.3 avg., 55 Tbs), 2016 (75 for 4,776 yards, 63.7 avg., 50 Tbs), 2017 (65 for 4,114 yards, 63.3 avg., 45 Tbs), 2018 (69 for 4,431 yards, 60.9 avg., 42 Tbs), 2019 (72 for 4,634 yards, 64.4 avg., 55 Tbs), 2020 (69 for 4,480 yards, 64.9 avg., 54 Tbs), 2021 (76 for 4,950 yards, 65.1 avg., 62 Tbs) TOTAL (595 for 38,378 yds., 64.5 avg., 427 Tbs). Punts — 2015 (1 for 41 yards, 41.0 avg., 21.0 net, 1 TB), 2017 (1 for 26 yards, 26.0 avg., 26.0 net, 0 TB), TOTAL (2 for 67 yards, 33.5 avg., 23.5 net, 1 TB). Special-Teams tackles— 2015 (1), 2016 (3), 2017 (1), 2018 (1), 2019 (1), 2020 (1), 2021 (1), TOTAL (9). Carried one time for 6 yards at K.C. (12/25/16).

McMANUS' POSTSEASON RECORD

Year	Club	G	FIELD GOALS							TOTAL	Pct.	PATs		Pts.
			1-19	20-29	30-39	40-49	50-59	60+	Md./Att.			Pct.		
2014	Denver	1	0/0	0/0	0/0	0/0	0/0	0/0	0/0	.000	0/0	0.0	0	
2015	Denver	3	0/0	1/1	4/4	3/3	2/2	0/0	10/10	1.000	3/3	100.0	33	
CAREER TOTALS		4	0/0	1/1	4/4	3/3	2/2	0/0	10/10	1.000	3/3	100.0	33	

ADDITIONAL STATISTICS: Kickoffs — 2014 (4 for 235 yards, 58.8 avg., 2 Tbs), 2015 (17 for 1,102 yards, 64.8 avg., 14 Tbs), TOTAL (21 for 1,337 yards, 63.7 avg., 16 Tbs).

McMANUS AMONG MOST ACCURATE KICKERS IN TEAM HISTORY

BEST OVERALL (REG. SEASON + POSTSEASON) FIELD GOAL PERCENTAGE, BRONCOS HISTORY

	Player	FGM	FGA	PCT.
1.	Matt Prater	150	181	82.9
2.	Brandon McManus	205	248	82.6
3.	Jason Elam	410	508	80.7
4.	David Treadwell	106	138	76.8
5.	Rich Karlis	149	211	70.6

McMANUS' SINGLE GAME HIGHS

(Postseason in parentheses)

Field goals made — 6, at New England, 10/18/20 (5 vs. Pittsburgh, 1/17/16). **Field goals attempted** — 6, twice, last vs. Las Vegas, 1/3/21 (5 vs. Pittsburgh, 1/17/16). **Longest field goal made** — 61, at L.A. Chargers, 1/2/22 (52 vs. New England, 1/24/16). **50+yard made** — 2, 7x, last: at L.A. Chargers, 12/27/20 (none). **PATs made** — 6, 3x, last at Arizona, 10/18/18 (2 vs. New England, 1/24/16). **Points scored** — 18, at New England, 10/18/20 (15 vs. Pittsburgh, 1/17/16).

McMANUS' GAME-WINNING KICKS (6)

Date	Opponent	Down/Tied	Distance	Time Left	Drive/T.O.P.
10/4/15	vs. Minnesota	20-20, 4th	39 yards	1:54, 4th	9-55/3:20
10/18/15	at Cleveland	23-23, OT	34 yards	4:57, OT	13-72/6:42
12/28/15	vs. Cincinnati	17-17, OT	37 yards	10:05, OT	14-61/5:00
9/16/18	vs. Oakland	19-17, 4th	36 yards	0:10, 4th	10-62/1:52
11/18/18	at L.A. Chargers	22-20, 4th	34 yards	0:03, 4th	7-76/1:51
12/1/19	vs. L.A. Chargers	20-20, 4th	53 yards	0:03, 4th	1-37/0:14

BRANDON McMANUS' CAREER GAME-BY-GAME

(Victories asterisked)

2014 DENVER (12-4)			FIELD GOALS								PATs			
Date	Opponent	P/S	10-19	20-29	30-39	40-49	50-59	60+	TOTAL	Pct.	Md./Att.	Pct.	Pts.	
Sept 7	vs. Indianapolis*	P	0/0	1/1	0/0	0/0	0/0	0/0	1/1	1.000	4/4	1.000	7	
Sept 14	vs. Kansas City*	P	0/0	1/1	0/0	0/0	0/0	0/0	1/1	1.000	3/3	1.000	6	
Sept 21	at Seattle	P	0/0	1/1	0/0	0/0	0/0	0/0	1/1	1.000	2/2	1.000	5	
Oct 5	vs. Arizona*	P	0/0	0/0	0/0	2/2	0/1	0/0	2/3	.667	5/5	1.000	11	
Oct 12	at N.Y. Jets*	P	0/0	0/0	1/1	0/0	0/0	0/0	1/1	1.000	4/4	1.000	7	
Oct 19	vs. San Francisco*	P	0/0	0/0	0/0	0/0	0/0	0/0	0/0	.000	6/6	1.000	6	
Oct 23	vs. San Diego*	P	0/0	0/0	0/0	0/0	0/1	0/0	0/1	.000	5/5	1.000	5	
Nov 2	at New England*	P	0/0	0/0	0/0	0/1	0/0	0/0	0/1	.000	3/3	1.000	3	
Nov 9	at Oakland*	P	0/0	2/2	0/0	0/0	0/0	0/0	2/2	1.000	5/5	1.000	11	
Nov 16	at St. Louis	P	0/0	0/0	0/0	0/0	0/0	0/0	0/0	.000	1/1	1.000	1	
Nov 23	vs. Miami*	P	0/0	0/0	1/2	0/0	0/0	0/0	1/2	.500	4/4	1.000	7	
Game 12			NOT WITH TEAM											
Dec 7	vs. Buffalo*	P	0/0	0/0	0/0	0/0	0/0	0/0	0/0	.000	0/0	.000	0	
Dec 14	at San Diego*	P	0/0	0/0	0/0	0/0	0/0	0/0	0/0	.000	0/0	.000	0	
Dec 22	at Cincinnati	P	0/0	0/0	0/0	0/0	0/0	0/0	0/0	.000	0/0	.000	0	
Dec 28	vs. Oakland*	P	0/0	0/0	0/0	0/0	0/0	0/0	0/0	.000	0/0	.000	0	
Regular Season Totals			15/0	3/3	2/3	2/3	0/2	0/0	9/13	.692	41/41	1.000	68	
Jan 11	vs. Indianapolis†	P	0/0	0/0	0/0	0/0	0/0	0/0	0/0	.000	0/0	.000	0	
Postseason Totals			1/0	0/0	0/0	0/0	0/0	0/0	0/0	.000	0/0	.000	0	

†AFC Divisional Playoff Game

2015 DENVER (12-4)			FIELD GOALS								PATs			
Date	Opponent	P/S	10-19	20-29	30-39	40-49	50-59	60+	TOTAL	Pct.	Md./Att.	Pct.	Pts.	
Sept 13	vs. Baltimore*	P	0/0	0/0	1/1	1/1	2/2	0/0	4/4	1.000	1/1	1.000	13	
Sept 17	at Kansas City*	P	0/0	0/0	0/0	0/0	1/1	0/0	1/1	1.000	4/4	1.000	7	
Sept 27	at Detroit*	P	0/0	0/0	0/0	1/1	0/0	0/0	1/1	1.000	3/3	1.000	6	
Oct 4	vs. Minnesota*	P	0/0	0/0	2/2	1/1	0/0	0/0	3/3	1.000	2/2	1.000	11	
Oct 11	at Oakland*	P	0/0	2/2	0/0	0/0	1/1	0/0	3/3	1.000	1/1	1.000	10	
Oct 18	at Cleveland*	P	0/0	2/2	2/2	0/0	0/1	0/0	4/5	.800	2/2	1.000	14	
Nov 1	vs. Green Bay*	P	0/0	1/1	0/0	0/0	1/1	0/0	2/2	1.000	3/3	1.000	9	
Nov 8	at Indianapolis	P	0/0	1/1	0/0	0/0	0/0	0/0	1/1	1.000	3/3	1.000	6	
Nov 15	vs. Kansas City	P	0/0	0/0	0/0	0/0	0/0	0/0	0/0	—	1/1	1.000	1	
Nov 22	at Chicago*	P	0/0	1/1	0/0	0/0	0/0	0/1	1/0	1.000	2/2	1.000	5	
Nov 29	vs. New England*	P	0/0	1/1	0/0	0/1	0/0	0/0	1/2	.500	3/3	1.000	5	
Dec 6	at San Diego*	P	0/0	1/1	0/0	0/0	0/1	0/0	1/2	.500	2/2	1.000	5	
Dec 13	vs. Oakland	P	0/0	2/2	1/1	1/2	0/0	0/0	4/5	.800	0/0	—	12	
Dec 20	at Pittsburgh	P	0/0	0/0	0/0	0/0	0/0	0/0	0/0	—	3/4	.750	3	
Dec 28	vs. Cincinnati*	P	0/0	1/1	1/1	0/1	0/0	0/0	2/3	.667	2/2	1.000	8	
Jan 3	vs. San Diego*	P	0/0	0/0	1/1	1/1	0/0	0/0	2/2	1.000	3/3	1.000	9	
Season Totals			16/0	0/0	12/12	8/8	5/8	5/7	0/0	30/35	.857	35/36	.972	125
Jan 17	vs. Pittsburgh*†	P	0/0	1/1	0/0	3/3	1/1	0/0	5/5	1.000	0/0	—	15	
Jan 24	vs. New England*‡	P	0/0	0/0	1/1	0/0	1/1	0/0	2/2	1.000	2/2	1.000	8	
Feb 7	vs. Carolina*§	P	0/0	0/0	3/3	0/0	0/0	0/0	3/3	1.000	1/1	1.000	10	
Postseason Totals			3/0	0/0	1/1	4/4	3/3	2/2	0/0	10/10	1.000	1/1	1.000	23

†AFC Divisional Playoff Game; ‡AFC Championship Game; §Super Bowl 50

2016 DENVER (9-7)		FIELD GOALS									PATs			
Date	Opponent	P/S	10-19	20-29	30-39	40-49	50-59	60+	TOTAL	Pct.	Md./Att.	Pct.	Pts.	
Sept 8	vs. Carolina*	P	0/0	0/0	0/0	0/0	0/0	0/0	0/0	—	3/3	1.000	3	
Sept 18	vs. Indianapolis*	P	0/0	1/1	2/2	1/1	0/1	0/0	4/5	.800	2/2	1.000	14	
Sept 25	at Cincinnati*	P	0/0	1/1	0/0	0/0	0/0	0/1	1.000	2/3	.667	5		
Oct 2	at Tampa Bay*	P	0/0	1/1	1/1	0/0	0/0	0/0	2/2	1.000	3/3	1.000	9	
Oct 9	vs. Atlanta	P	0/0	0/0	1/1	2/2	0/0	0/0	3/3	1.000	1/1	1.000	10	
Oct 13	at San Diego	P	0/0	1/1	0/0	1/1	0/1	0/0	2/3	.667	1/1	1.000	7	
Oct 24	vs. Houston*	P	0/0	1/1	1/1	0/0	0/0	0/0	2/2	1.000	3/3	1.000	9	
Oct 30	vs. San Diego*	P	0/0	2/2	0/0	0/0	0/0	0/0	2/2	1.000	3/3	1.000	9	
Nov 6	at Oakland	P	0/0	0/0	0/0	1/1	1/1	0/0	2/2	1.000	2/2	1.000	8	
Nov 13	at New Orleans*	P	0/0	1/1	1/1	0/1	1/1	0/0	3/4	.750	2/2	1.000	11	
Nov 27	vs. Kansas City	P	0/0	0/0	1/1	1/1	0/0	0/1	2/3	.667	3/3	1.000	9	
Dec 4	at Jacksonville*	P	0/0	0/0	1/1	1/1	0/0	0/0	2/2	1.000	2/2	1.000	8	
Dec 11	at Tennessee	P	0/0	0/0	1/1	0/0	0/0	0/0	1/1	1.000	1/1	1.000	4	
Dec 18	vs. New England	P	0/0	0/0	1/1	0/0	0/0	0/0	1/1	1.000	0/0	—	3	
Dec 25	at Kansas City	P	0/0	0/0	0/0	0/0	1/1	0/0	1/1	1.000	1/1	1.000	4	
Jan 1	vs. Oakland*	P	0/0	1/1	0/0	0/1	0/0	0/0	1/2	.500	3/3	1.000	6	
Season Totals			16/0	0/0	9/9	10/10	7/9	3/5	0/1	29/34	.853	32/33	.970	119
2017 DENVER (5-11)		FIELD GOALS									PATs			
Date	Opponent	P/S	10-19	20-29	30-39	40-49	50-59	60+	TOTAL	Pct.	Md./Att.	Pct.	Pts.	
Sept 11	vs. L.A. Chargers*	P	0/0	1/1	0/0	0/0	0/1	0/0	1/2	.500	3/3	1.000	6	
Sept 17	vs. Dallas*	P	0/0	0/0	0/0	0/1	0/0	0/0	0/1	.000	6/6	1.000	6	
Sept 24	at Buffalo	P	0/0	1/1	2/2	0/0	0/0	0/0	3/3	1.000	1/1	1.000	10	
Oct 1	vs. Oakland*	P	0/0	1/2	1/1	1/1	0/0	0/0	3/4	.750	1/1	1.000	10	
Oct 15	vs. N.Y. Giants	P	0/0	1/1	0/1	0/0	0/1	0/0	1/3	.333	1/1	1.000	4	
Oct 22	at L.A. Chargers	P	0/0	0/0	0/0	0/0	0/0	0/0	0/0	—	0/0	—	0	
Oct 30	at Kansas City	P	0/0	1/1	1/1	0/0	0/0	0/0	2/2	1.000	1/1	1.000	7	
Nov 5	at Philadelphia	P	0/0	1/1	0/0	0/0	2/2	0/0	3/3	1.000	2/2	1.000	11	
Nov 12	vs. New England	P	0/0	0/0	3/3	0/0	0/0	0/0	3/3	1.000	1/1	1.000	10	
Nov 19	vs. Cincinnati	P	0/0	0/0	0/0	1/1	0/0	0/1	1/2	1.000	2/2	1.000	5	
Nov 26	at Oakland	P	0/0	0/0	0/0	0/0	0/0	0/0	0/0	—	2/2	1.000	2	
Dec 3	at Miami	P	0/0	0/0	1/1	0/0	0/0	0/0	1/1	1.000	0/0	—	3	
Dec 10	vs. N.Y. Jets*	P	0/0	0/1	1/1	1/1	1/1	0/0	3/4	.750	2/2	1.000	11	
Dec 14	at Indianapolis*	P	0/0	0/0	0/0	1/2	0/0	0/0	1/2	.500	2/2	1.000	5	
Dec 24	at Washington	P	0/0	0/0	1/1	0/0	0/0	0/0	1/1	1.000	0/0	—	3	
Dec 31	vs. Kansas City	P	0/0	0/0	1/1	0/0	0/0	0/0	1/1	1.000	3/3	1.000	6	
Season Totals			16/0	0/0	6/8	11/12	4/6	3/5	0/1	24/32	.750	27/27	1.000	99
2018 DENVER (6-10)		FIELD GOALS									PATs			
Date	Opponent	P/S	10-19	20-29	30-39	40-49	50-59	60+	TOTAL	Pct.	Md./Att.	Pct.	Pts.	
Sept 9	vs. Seattle*	P	0/0	0/0	0/0	0/0	2/2	0/0	2/2	1.000	3/3	1.000	9	
Sept 16	vs. Oakland*	P	0/0	0/0	2/2	0/0	0/0	0/0	2/2	1.000	2/2	1.000	8	
Sept 23	at Baltimore	P	0/0	0/0	0/0	0/0	0/0	0/0	0/0	—	2/2	1.000	2	
Oct 1	vs. Kansas City	P	0/0	0/0	1/1	2/2	0/0	0/0	3/3	1.000	2/2	1.000	11	
Oct 7	at N.Y. Jets	P	0/0	0/0	1/1	0/0	0/0	0/0	1/1	1.000	1/1	1.000	4	
Oct 14	vs. L.A. Rams	P	0/0	2/2	0/0	0/0	0/0	0/0	2/2	1.000	2/2	1.000	8	
Oct 18	at Arizona*	P	0/0	0/0	0/0	1/1	0/0	0/0	1/1	1.000	6/6	1.000	9	
Oct 28	at Kansas City	P	0/0	0/0	1/1	0/0	0/1	0/0	1/2	.500	2/2	1.000	5	
Nov 4	vs. Houston	P	0/0	0/0	0/0	1/1	0/1	0/1	1/3	.333	2/2	1.000	5	
Nov 18	at L.A. Chargers*	P	0/0	0/0	1/1	0/0	0/0	0/0	1/1	1.000	2/2	1.000	5	
Nov 25	vs. Pittsburgh*	P	0/0	0/0	0/0	1/1	0/0	0/0	1/1	1.000	3/3	1.000	6	
Dec 2	at Cincinnati*	P	0/0	1/1	0/0	0/0	0/1	0/0	1/2	.500	3/3	1.000	6	
Dec 9	at San Francisco	P	0/0	0/0	0/0	0/0	0/0	0/0	0/0	—	2/2	1.000	2	
Dec 15	vs. Cleveland	P	0/0	1/1	0/0	2/2	0/0	0/0	3/3	1.000	1/1	1.000	10	
Dec 24	at Oakland	P	0/0	0/0	0/0	0/0	0/1	0/0	0/1	.000	2/2	1.000	2	
Dec 30	vs. L.A. Chargers	P	0/0	1/1	0/0	0/0	0/0	0/0	1/1	1.000	0/0	—	3	
Season Totals			16/0	0/0	5/5	6/6	7/7	2/6	0/1	20/25	.800	35/35	1.000	95
2019 DENVER (7-9)		FIELD GOALS									PATs			
Date	Opponent	P/S	10-19	20-29	30-39	40-49	50-59	60+	TOTAL	Pct.	Md./Att.	Pct.	Pts.	
Sept 9	at Oakland	P	0/0	2/2	1/1	0/0	0/0	0/1	3/4	.750	1/1	1.000	10	
Sept 15	vs. Chicago	P	0/0	0/0	1/1	1/1	0/0	0/0	2/2	1.000	0/0	—	6	
Sept 22	at Green Bay	P	0/0	0/0	1/1	0/0	0/0	0/0	1/1	1.000	1/2	.500	4	
Sept 29	vs. Jacksonville	P	0/0	0/0	1/1	0/0	0/0	0/0	1/1	1.000	3/3	1.000	6	
Oct 6	at L.A. Chargers*	P	0/0	0/0	0/0	2/2	0/1	0/0	2/3	.667	2/2	1.000	8	
Oct 13	vs. Tennessee*	P	0/0	0/0	1/1	1/1	1/1	0/0	3/3	1.000	1/1	1.000	10	
Oct 17	vs. Kansas City	P	0/0	0/0	0/0	0/1	0/0	0/0	0/0	0.000	0/0	1.000	0	
Oct 27	at Indianapolis	P	0/0	2/2	0/0	0/0	0/0	0/0	2/2	1.000	1/1	1.000	7	
Nov 3	vs. Cleveland*	P	0/0	0/0	0/0	1/1	0/0	0/0	1/1	1.000	3/3	1.000	6	
Nov 17	at Minnesota	P	0/0	1/1	0/0	2/3	0/0	0/0	3/4	.750	2/2	1.000	11	
Nov 24	at Buffalo	P	0/0	0/0	0/0	1/1	0/0	0/0	1/1	1.000	0/0	—	3	
Dec 1	vs. L.A. Chargers*	P	0/0	0/0	1/1	0/0	2/2	0/0	3/3	1.000	2/2	1.000	11	
Dec 8	at Houston*	P	0/0	0/0	1/1	0/0	0/0	0/0	1/1	1.000	5/5	1.000	8	
Dec 15	at Kansas City	P	0/0	0/0	1/1	0/0	0/0	0/0	1/1	1.000	0/0	—	3	
Dec 22	vs. Detroit*	P	0/0	1/1	1/1	0/0	0/0	0/0	2/2	1.000	3/3	1.000	9	
Dec 29	vs. Oakland*	P	0/0	0/0	0/0	2/2	1/2	0/0	3/4	.750	1/1	1.000	10	
Season Totals			16/0	0/0	6/6	9/9	10/12	4/7	0/1	29/34	.853	25/26	.962	112

2020 DENVER (5-11)		FIELD GOALS								PATs				
Date	Opponent	P/S	10-19	20-29	30-39	40-49	50-59	60+	TOTAL	Pct.	Md./Att.	Pct.	Pts.	
Sept 14	vs. Tennessee	P	0/0	0/0	0/0	0/0	0/0	0/0	0/0	—	2/2	1.000	2	
Sept 20	at Pittsburgh	P	0/0	1/1	0/0	1/1	0/1	0/0	2/3	.667	1/1	1.000	7	
Sept 27	vs. Tampa Bay	P	0/0	0/0	0/0	0/0	1/1	0/0	1/1	1.000	1/1	1.000	4	
Oct 1	at N.Y. Jets*	P	0/0	0/0	0/0	1/1	2/2	0/0	3/3	1.000	4/4	1.000	13	
Oct 18	at New England*	P	0/0	2/2	0/0	2/2	2/2	0/0	6/6	1.000	0/0	—	18	
Oct 25	vs. Kansas City	P	0/0	0/0	0/0	1/1	0/0	0/0	1/1	1.000	1/2	.500	4	
Nov 1	vs. L.A. Chargers*	P	0/0	0/0	1/1	0/0	0/0	1/1	1.000	4/4	1.000	7		
Nov 8	at Atlanta	P	0/0	0/0	0/0	2/2	0/0	0/0	2/2	1.000	3/3	1.000	9	
Nov 15	at Las Vegas	P	0/0	0/0	1/1	0/0	1/1	0/0	2/2	1.000	0/0	—	6	
Nov 22	vs. Miami*	P	0/0	1/1	0/0	1/1	0/0	0/0	2/2	1.000	2/2	1.000	8	
Nov 29	vs. New Orleans	P	0/0	0/0	0/0	0/0	1/1	0/0	1/1	1.000	0/0	—	3	
Dec 6	at Kansas City	P	0/0	0/0	0/0	0/0	1/2	0/0	1/2	.500	1/1	1.000	4	
Dec 13	at Carolina*	P	0/0	0/0	0/0	0/0	0/0	0/0	0/0	—	2/5	.500	2	
Dec 19	vs. Buffalo	RESERVE/COVID-19												
Dec 27	at L.A. Chargers	P	0/0	0/0	1/2	0/0	2/2	0/0	3/4	.750	1/1	1.000	10	
Jan 3	vs. Las Vegas	P	0/0	2/2	1/1	0/0	0/1	0/2	3/6	.500	2/2	1.000	11	
Season Totals			15/0	0/0	6/6	4/5	8/8	10/14	0/2	28/34	.824	24/27	.889	108

2021 DENVER (7-10)		FIELD GOALS								PATs				
Date	Opponent	P/S	10-19	20-29	30-39	40-49	50-59	60+	TOTAL	Pct.	Md./Att.	Pct.	Pts.	
Sept 12	at N.Y. Giants*	P	0/0	1/1	1/1	0/0	0/0	0/0	2/2	1.000	3/3	1.000	9	
Sept 19	at Jacksonville*	P	0/0	0/0	1/1	2/2	0/0	0/0	3/3	1.000	2/2	1.000	11	
Sept 26	vs. N.Y. Jets*	P	0/0	1/1	1/1	2/2	0/0	0/0	4/4	1.000	2/2	1.000	14	
Oct 3	vs. Baltimore	P	0/0	0/0	0/0	0/0	0/0	0/0	0/0	—	1/1	1.000	1	
Oct 10	at Pittsburgh	P	0/0	1/1	1/1	0/0	0/0	0/0	2/2	1.000	1/1	1.000	7	
Oct 17	vs. Las Vegas	P	0/0	0/0	1/1	0/0	0/0	0/0	1/1	1.000	3/3	1.000	6	
Oct 21	at Cleveland	P	0/0	0/0	0/0	0/0	0/0	0/0	0/0	—	2/2	1.000	2	
Oct 31	vs. Washington*	P	0/0	0/0	0/0	1/1	0/1	0/0	1/2	.500	2/2	1.000	5	
Nov 7	at Dallas*	P	0/0	1/1	0/0	1/1	1/2	0/0	3/4	.750	1/2	.500	10	
Nov 14	vs. Philadelphia	P	0/0	2/3	0/0	0/0	0/0	0/0	2/3	.667	1/1	1.000	7	
Nov 28	vs. L.A. Chargers*	P	0/0	0/0	0/0	0/0	0/0	0/0	0/0	—	4/4	1.000	4	
Dec 5	at Kansas City	P	0/0	0/0	0/0	1/1	0/0	0/0	1/1	1.000	0/0	—	3	
Dec 12	vs. Detroit*	P	0/0	0/0	0/0	0/0	1/1	0/0	1/1	1.000	5/5	1.000	8	
Dec 19	vs. Cincinnati	P	0/0	0/0	0/0	0/0	1/2	0/0	1/2	.500	1/1	1.000	4	
Dec 26	at Las Vegas	P	0/0	0/0	0/0	1/1	1/2	0/0	2/3	.666	1/1	1.000	7	
Jan 2	at L.A. Chargers	P	0/0	1/1	0/0	0/0	0/0	1/1	2/2	1.000	1/1	1.000	7	
Jan 8	vs. Kansas City	P	0/0	0/0	1/1	0/0	0/0	0/0	1/1	1.000	3/3	1.000	6	
Season Totals			17/0	0/0	7/8	6/6	8/8	5/9	1/1	26/31	.839	33/34	.971	111



QUINN MEINERZ

77

GUARD/CENTER

6-3 • 320 • 2ND YR. • WISCONSIN-WHITWATER

BORN: Nov. 15, 1998, in Hartford, Wis.

HIGH SCHOOL: Hartford (Wis.) Union High School

ACQUIRED: Draft #3a (98th overall), 2021

NFL YEAR: 2nd • **YEAR WITH BRONCOS:** 2nd

NFL GAMES PLAYED/STARTED: 15/9



MEINERZ AT A GLANCE:

- A second-year interior offensive lineman who started 9-of-15 games played at right guard for Denver in 2021.
- Appeared in 31 games (29 starts) over three seasons (2017-19) at the University of Wisconsin-Whitewater.
- Became the fifth Division-III player to be selected in the top 100 of an NFL draft.
- Started all 15 games in 2019, helping the Warhawks lead the Wisconsin Intercollegiate Athletic Conference in rushing (195.7 ypg) and first downs (310), while averaging 30.1 points and 376.7 yards per game.
- Earned All-Wisconsin Intercollegiate Athletic Conference, *Associated Press* and American Football Coaches Association first-team honors in 2019.
- Opened all 14 games in 2018, helping an offensive line that led the WIAC in scoring (39.2 ppg), rushing (240.5 ypg) and total offense (435.8 ypg), while ranking in the top 25 in scoring, first downs (260) and passing yards per completion (15.1).
- Played two games during his true freshman season at Wisconsin-Whitewater in 2017, earning WIAC Scholastic Honor Roll honors.
- Prepped at Hartford (Wis.) Union High School, where he competed in football, track & field

and wrestling, while earning honorable mention all-state for offensive and defensive linemen.

- Selected by the Broncos in the third round (98th overall) of the 2021 NFL Draft.

CAREER TRANSACTIONS: Signed by Denver as a draft choice 7/24/21.



2021: Meinerz, who was selected by the Broncos in the third round (98th overall), appeared in 15 games (9 starts) (8 at RG; 1 at LG) during his rookie campaign... Made his NFL debut in a reserve role vs. NYJ (9/26)... Made first career start and opened the game at left guard vs. Bal. (10/3)... Collected second career start and opened his first career game at right guard vs. Phi. (11/14)... Started the final eight games of the season at right guard.

COLLEGE: Meinerz's 2020 collegiate season was canceled due to the COVID-19 pandemic... Started all 15 games played for Wisconsin-Whitewater in 2019, earning All-Wisconsin Intercollegiate Athletic Conference, *Associated Press* and American Football Coaches Association first-team honors... Helped the Warhawks lead the WIAC in rushing (195.7 ypg) and first downs (310), while averaging 30.1 points and 376.7 yards per game... Aided the team in advancing to Stagg Bowl XLVII, the Division-III national championship game... Won the team's Glen Wills Offensive Lineman Award along with the Most Valuable Player award... Named to WIAC Scholastic Honor Roll... Opened all 14 games for the Warhawks during his sophomore season in 2018... Named first-team All-Wisconsin Intercollegiate Athletic Conference and was a National Strength and Conditioning Association All-American for his commitment to strength and conditioning... Helped the team lead the conference in scoring (39.2 ppg), rushing (240.5 ypg) and total offense (435.8 ypg), while ranking in the top 25 in scoring, first downs (260) and passing yards per completion (15.1)... Played two games during his true freshman season in 2017... Named to the WIAC Scholastic Honor Roll.

PERSONAL: Meinerz attended Hartford (Wis.) Union High School, where he was named honorable mention all state for offensive and defensive linemen during his tenure... Competed in football, track & field and wrestling... Participated in the 2021 Senior Bowl... Quinn Meinerz (pronounced: minors) was born on Nov. 15, 1998, in Hartford, Wis.

MEINERZ'S REGULAR SEASON RECORD

Year	Club	G	S
2021	Denver	15	9
CAREER TOTALS		15	9



NETANE MUTI

52

GUARD



6-3 • 315 • 3RD YR. • FRESNO STATE

BORN: March 27, 1999, in Kingdom of Tonga

HIGH SCHOOL: Leilehua High School, Wahiawa, Oahu, Hawaii

ACQUIRED: Draft #6 (181st overall), 2020

NFL YEAR: 3rd • **YEAR WITH BRONCOS:** 3rd

NFL GAMES PLAYED/STARTED: 19/4

MUTI AT A GLANCE:

- A third-year guard who has played 19 games (4 starts) with the Broncos (2020-21).
- Appeared in 15 games (3 starts) for the Broncos in 2021, logging 317 offensive snaps.
- Played four games (1 start) in his rookie campaign in 2020.
- Started 17-of-19 games played at Fresno State University while battling injuries throughout his college career.
- Led all prospects at the 2020 NFL Combine with 44 bench press reps.
- Was named a team captain before his final collegiate campaign in 2019, which was cut short after three games.
- Was a member of an offensive line that ranked third in the nation in sacks allowed with 10 sacks during the 2017 season.
- Attended Leilehua High School in Wahiawa, Hawaii on the island of Oahu, where he was a two-way lineman, while also spending time in high school on the marching band.
- Received first-team All-Oahu Interscholastic Association Red honors as a defensive lineman and second-team honors as an offensive lineman.
- Selected by the Broncos in the sixth round (181st overall) of the 2020 NFL Draft.

CAREER TRANSACTIONS: Signed by Denver as a draft choice 7/23/20.



2021: Muti appeared in 15 games (4 starts), logging 317 offensive snaps... Made his first start the season at right guard at Jac. (9/19)... Tallied his third career start at right guard vs. Bal. (10/3)... Recorded his first career start at left guard in the season finale vs. K.C. (1/8).

2020: Muti, who was drafted in the sixth round (181st overall) of the 2020 NFL Draft, appeared in four games with the Broncos, making one start at right guard.... Made his NFL debut in Week 9 at Atl. (11/8)... Collected his first career start and started at right guard at Car. (12/13).

COLLEGE: Muti appeared in three games (1 start) with Fresno State in 2019 before suffering a season-ending injury... Started both games played before suffering a season-ending injury as a redshirt sophomore... Started all 14 games played as redshirt freshman, where he was part of an offensive line that held six opponents without a sack over the course of the season.

PERSONAL: Muti was a two-way lineman for Leilehua High School in Wahiawa, Hawaii, playing left tackle, left guard, nose guard and defensive end... Received first-team All-Oahu Interscholastic Association Red honors as a defensive lineman and second-team honors as an offensive lineman... Netane Muti (pronounced: ne-TAHN-ay MOO-tee) was born on March 27 1999, in Tonga.

MUTI'S REGULAR SEASON RECORD

Year	Club	G	S
2020	Denver	4	1
2021	Denver	15	3
CAREER TOTALS		19	4



MICHAEL OJEMUDIA

13

CORNERBACK

6-1 • 200 • 3RD YR. • IOWA

BORN: Sept. 12, 1997, in Farmington Hills, Mich.

HIGH SCHOOL: Harrison High School, Farmington Hills, Mich.

ACQUIRED: Draft #3a (77th overall), 2020

NFL YEAR: 3rd • **YEAR WITH BRONCOS:** 3rd

NFL GAMES PLAYED/STARTED: 18/12



OJEMUDIA AT A GLANCE:

- A third-year cornerback who has started 12-of-18 games played with the Broncos (2020-21), recording 73 tackles (10 solo), eight passes defended and four forced fumbles.
- Appeared in two games (1 start) in 2021, tallying 11 tackles (8 solo) and two passes defended.
- Started 11-of-16 games played in 2020, registering 62 tackles (55 solo), six passes defended and four forced fumbles.
- Became the first rookie in NFL history to record multiple games with two or more forced fumbles, and was just the third NFL rookie in the last 20 years to force at least four fumbles in a season.
- Recorded 125 tackles (87 solo), six interceptions (50 yds.), 17 passes defended and one fumble recovery in 51 games played (22 starts) in four seasons at the University of Iowa.
- Was selected second-team All-Big Ten Conference as a redshirt senior after recording 52 tackles (41 solo), three interceptions (12 yds.), nine passes defended and one forced fumble.
- Was awarded the Coaches Appreciation Award for defense and was a member of Iowa's Leadership Group his senior year.
- Named to the All-County Dream Team as a senior at Harrison High School in Farmington, Mich., where he was a four-year letterman at linebacker and tight end.
- Helped Harrison to the state semifinals as a team captain his senior year.
- Selected by the Broncos in the third round (77th overall) of the 2020 NFL Draft.

CAREER TRANSACTIONS: Signed by Denver as a draft choice 7/21/20.



2021: Ojemudia appeared in two games (1 start), totaling 11 tackles (8 solo) and two passes defended... Spent the first 12 weeks of the season on injured reserve and was activated off IR on Dec. 11... Was inactive for Games 13-15... Made his first start of the season in Week 18 and led the team with a career-high 11 tackles (8 solo) and added two passes defended vs. K.C. (1/8).

2020: Ojemudia, who was selected by the Broncos in the third round (77th overall) of the 2020 NFL Draft, concluded his rookie season with 62 tackles (55 solo), six passes defended and four fumbles... Became the

first rookie in NFL history to record multiple games with two or more forced fumbles, and was just the third NFL rookie in the last 20 years to force at least four fumbles in a season... Ojemudia recorded two solo tackles and one pass defended in his NFL debut vs. Ten. (9/14)... Made first start of his career at Pit. (9/20), recording six tackles (5 solo) and one pass defended... Had two tackles and a pass defended at NYJ (10/1)... Forced two fumbles, had a season-high seven tackles (all solo) and added a pass defended at N.E. (10/18)... Posted three tackles (all solo) and a pass defended vs. N.O. (11/29)... Had a season-high-tying seven tackles (6 solo) at K.C. (12/6)... Added five tackles (all solo) and a pass defended at Car. (12/13)... Tied for the team lead in tackles and tied his season high with seven defensive stops (all solo) at LAC (12/27)... Tied his season high in tackles (7) and forced fumbles (2) in the season finale vs. L.V. (1/3).

COLLEGE: Ojemudia started all 12 games played and finished his redshirt senior season with 52 tackles (41 solo), three interceptions (12 yds.), nine passes defended and one forced fumble... Received second-team All-Big Ten Conference honors... Served on the team's Leadership Group and was awarded the Coaches Appreciation Award for defense... Started seven-of-13 games played in 2018, collecting 39 tackles (23 solo), six passes defended and three interceptions (38 yds.)... Picked off passes in consecutive Big Ten games against Illinois (11/17) and Nebraska (11/23)... Matched a single-game career-high with eight total tackles in Iowa's Outback Bowl victory against Mississippi State (1/1/19)... Saw action in all 13 games played (3 starts) in 2017, recording 29 tackles (20 solo) and one pass defended... Played in all 13 games as a redshirt freshman, picking up 5 tackles (3 solo) and one pass breakup.

PERSONAL: Ojemudia attended Harrison High School in Farmington, Mich., where he helped his team to reach state regionals as a junior and semifinals as a senior... Lettered all four years while playing at both linebacker and tight end... Led the team with 105 tackles and also served as the team captain as a senior... Also lettered in track, earning all-state honors in 110-meter hurdles... Michael Ojemudia (pronounced: oh-jay-MOO-dee-uh) was born on Sept. 12, 1997 in Farmington, Mich.

OJEMUDIA'S REGULAR SEASON RECORD

Year	Club	G	S	UT	A	TT	S-Yds.	I-Yds.	PD	FF	FR	TD-Int.	TD-FR	S	Pts.
2020	Denver	16	11	55	7	62	0-0	0-0	6	4	0	0	0	0	0
2021	Denver	2	1	8	3	11	0-0	0-0	2	0	0	0	0	0	0
CAREER TOTALS		18	12	63	10	73	0-0	0-0	8	4	0	0	0	0	0

OJEMUDIA'S SINGLE-GAME HIGHS

(Postseason in parentheses)

Tackles — 11, vs. Kansas City, 1/8/22 (none). **Passes Defended** — 2, vs. Kansas City, 1/8/22 (none). **Forced Fumbles** — 2, twice, last: vs. Las Vegas, 1/3/21 (none).


MICHAEL OJEMUDIA'S CAREER GAME-BY-GAME

(Victories asterisked)

2020 DENVER (5-11)		TACKLES														
Date	Opponent	P/S	UT	A	TT	S-Yds.	I-Yds.	PD	FF	FR						
Sep 14	vs. Tennessee	P	2	0	2	0-0	0-0	1	0	0						
Sep 20	at Pittsburgh	S	5	1	6	0-0	0-0	1	0	0						
Sep 27	vs. Tampa Bay	S	3	1	4	0-0	0-0	0	0	0						
Oct 1	at N.Y. Jets*	S	2	0	2	0-0	0-0	1	0	0						
Oct 18	at New England*	S	7	0	7	0-0	0-0	1	2	0						
Oct 25	vs. Kansas City	S	2	0	2	0-0	0-0	0	0	0						
Nov 1	vs. L.A. Chargers*	S	3	1	4	0-0	0-0	0	0	0						
Nov 8	at Atlanta	S	2	1	3	0-0	0-0	0	0	0						
Nov 15	at Las Vegas	P	0	0	0	0-0	0-0	0	0	0						
Nov 22	vs. Miami*	P	0	0	0	0-0	0-0	0	0	0						
Nov 29	vs. New Orleans	P	3	0	3	0-0	0-0	1	0	0						
Dec 6	at Kansas City	S	6	1	7	0-0	0-0	0	0	0						
Dec 13	at Carolina*	S	5	0	5	0-0	0-0	1	0	0						
Dec 19	vs. Buffalo	S	3	0	3	0-0	0-0	0	0	0						
Dec 27	at L.A. Chargers	S	7	0	7	0-0	0-0	0	0	0						
Jan 3	vs. Las Vegas	S	5	2	7	0-0	0-0	0	2	0						
Season Totals			16/11	55	7	62	0-0	0-0	6	4	0					
2021 DENVER (7-10)		TACKLES														
Date	Opponent	P/S	UT	A	TT	S-Yds.	I-Yds.	PD	FF	FR						
Games 1-12		INJURED RESERVE														
Games 13-15		INACTIVE														
Jan 2	at L.A. Chargers	P	0	0	0	0-0	0-0	0	0	0						
Jan 8	vs. Kansas City	P	8	3	11	0-0	0-0	2	0	0						
Season Totals			2/0	8	3	11	0-0	0-0	2	0	0					

WHAT IS THE ORIGIN OF THE NAME DENVER BRONCOS?

The name "Denver Broncos" was chosen from 500 entries in a name-the-team contest in January 1960. The name was suggested by Ward M. Vining of Lakewood. But the football team isn't the first Denver Broncos. Denver's 1921 entry in the Midwest Baseball League was also called the Broncos.

**ALBERT OKWUEGBUNAM 85****TIGHT END****6-5 • 258 • 3RD YR. • MISSOURI****BORN:** April 25, 1998, in Springfield, Ill.**HIGH SCHOOL:** Sacred Heart-Griffin High School, Springfield, Ill.**ACQUIRED:** Draft #4 (118th overall), 2020**NFL YEAR:** 3rd • **YEAR WITH BRONCOS:** 3rd**NFL GAMES PLAYED/STARTED:** 18/6**OKWUEGBUNAM AT A GLANCE:**

- A third-year tight end who has appeared in 18 games (6 starts) for the Broncos (2020-21), recording 44 receptions for 451 yards (10.3 avg.) with three touchdowns in his career.
- Appeared in 14 games (6 starts) in 2021, totaling 33 receptions for 330 yards (10.0 avg.) with two touchdowns.
- Played four games for the Broncos in 2020, recording 11 receptions for 121 yards (11.0 avg.) with one score before being placed on injured reserve on Nov. 10 with a season-ending knee injury.
- Started 33 games (24 starts) during his collegiate career at the University of Missouri, totaling 98 receptions for 1,187 yards (12.1 avg.) with 23 touchdowns.
- Led all Missouri receivers in touchdown catches as a redshirt junior in 2019 with six scores on 26 receptions to go along with 306 yards (11.8 avg.).
- Was named a finalist for the John Mackey Award in 2018 while playing with former Broncos quarterback Drew Lock, who set a then-SEC record for touchdown passes in a single-season (44).
- Spent two seasons (2017-18) with Lock, catching 72 passes for 881 yards (12.2 avg.) with 17 touchdowns during that time.
- Attended Sacred-Heart Griffin in Springfield, Ill., where he was a two-time state champion as a sophomore and junior.
- Selected by the Broncos in the fourth round (118th overall) of the 2019 NFL Draft.

CAREER TRANSACTIONS: Signed by Denver as a draft pick 7/22/20.

2021: Okwuegbunam appeared in 14 games (6 starts), totaling 33 receptions for 330 yards (10.0 avg.) with two touchdowns... Collected his second career touchdown on a four-yard pass, and added three receptions for 16 yards (5.3 avg.) at NYG (9/12)... Made first career start vs. Bal. (10/3)... Missed Weeks 5-7 after being placed on injured reserve on Oct. 9 with a hamstring injury... Returned to the lineup in Week 8, recording three catches for 34 yards (11.3 avg.) vs. Was. (10/31)... Led the team in receiving yards, garnered a career-long 64-yard catch, and collected three receptions for a career-high 77 yards (25.7 avg.) vs. Phi. (11/14)... Talled his third career touchdown and added five receptions for 41 yards (8.2 avg.) vs. Det. (12/12).

2020: Okwuegbunam, who was drafted by the Broncos in the fourth round (118th overall) of the 2020 NFL Draft, appeared in four games as a rookie, collecting 11 receptions for 121 yards (11.0 avg.) with one touchdown... Placed on injured reserve on Nov. 10 after sustaining a season-ending right knee injury (torn ACL)... Made his NFL debut at N.E. (10/18), collecting two receptions for 45 yards (22.5 avg.), including a season-long 27-yard grab in the second quarter... Caught all seven targets vs. K.C. (10/25) and recorded season highs in catches (7) and yards (60)... Registered his first career NFL touchdown on a nine-yard grab in the fourth quarter vs. LAC (11/1)... Posted a seven-yard grab at Atl. (11/8) before leaving the game with a knee injury.

COLLEGE: Okwuegbunam appeared in 11 games (9 starts) as a redshirt junior at the University of Missouri... Caught 26 passes for 306 yards (11.8 avg.) with six touchdowns... Notched two touchdown receptions vs. West Virginia (9/7) to mark his sixth career game with multiple touchdowns, the most among Missouri tight ends... Started all nine games in 2018, recording a career-high 43 receptions for 466 (10.8 avg.) and six touchdowns prior to suffering a season-ending injury... Was named a finalist for the John Mackey Award while playing with quarterback Drew Lock, who set a then-Southeastern Conference record for touchdown passes in a single-season (44)... Started 6-of-13 games played during his redshirt freshman season totaling 29 receptions for 415 yards (14.3 avg.)... Talled 11 touchdowns during the season to lead the SEC as well as all tight ends and freshman receivers in the country... Earned second-team All-SEC and Freshman All-SEC honors... Logged four games with at least two touchdowns, including a three-touchdown performance vs. Idaho (10/21).

PERSONAL: Okwuegbunam attended Sacred Heart-Griffin High School in Springfield, Ill., where he was a standout basketball player and wide receiver... Named an All-State Special Mention from the *News-Gazette* as a senior after hauling in 44 passes for 891 yards (20.3 per catch) with 17 touchdowns at the Class 6A level... Helped lead Sacred-Heart Griffin to Class 5A State Championships in both 2013 and 2014... Hauled in

31 catches for 568 yards (18.3 avg.) with 11 touchdowns as a junior... Albert Okwuegbunam (pronounced: (OWE-kwoo-AY-boo-nom) was born on April 25, 1998 in Springfield, Ill.

OKWUEGBUNAM'S REGULAR SEASON RECORD

Year	Club	RECEIVING							SCORING					
		G	S	No.	Yds.	Avg.	LG	TD	TD	TDr	TDp	TDrt	2pt	Pts.
2020	Denver	4	0	11	121	11.0	27	1	1	1	0	0	0	6
2021	Denver	14	6	33	330	10.0	64	2	2	2	0	0	0	12
CAREER TOTALS		18	6	44	451	10.3	64	3	3	3	0	0	0	18

OKWUEGBUNAM'S SINGLE GAME HIGHS

(Postseason in parentheses)

Receptions — 7, vs. Kansas City, 10/25/20 (none). **Receiving yards** — 77, vs. Philadelphia, 11/14/21 (none). **Longest reception** — 64, vs. Philadelphia, 11/14/21 (none). **Receiving touchdowns** — 1, 3x, last: vs. Detroit, 12/12/21 (none).

ALBERT OKWUEGBUNAM'S CAREER GAME-BY-GAME

(Victories asterisked)

2020 DENVER (5-11)		RECEIVING							SCORING	
Date	Opponent	P/S	No.	Yds.	Avg.	LG	TD	TD	TDp	Pts.
Games 1-4										
INACTIVE										
Oct 18	at New England*	P	2	45	22.5	27	0	0	0	0
Oct 25	vs. Kansas City	P	7	60	8.6	17	0	0	0	0
Nov 1	vs. L.A. Chargers*	P	1	9	9.0	9t	1	0	0	6
Nov 8	at Atlanta	P	1	7	7.0	7	0	0	0	0
PLACED ON INJURED RESERVE (KNEE) ON NOV. 10										
Season Totals		4/0	11	121	11.0	27	1	0	0	6
2021 DENVER (7-10)		RECEIVING							SCORING	
Date	Opponent	P/S	No.	Yds.	Avg.	LG	TD	TD	TDp	Pts.
Games 5-7										
INJURED RESERVE										
Oct 31	vs. Washington*	S	3	34	11.3	19	0	0	0	0
Nov 7	at Dallas*	S	4	25	6.3	17	0	0	0	0
Nov 14	vs. Philadelphia	S	3	77	25.7	64	0	0	0	0
Nov 28	vs. L.A. Chargers*	P	1	12	12.0	12	0	0	0	0
Dec 5	at Kansas City	P	3	21	7.0	10	0	0	0	0
Dec 12	vs. Detroit*	P	5	41	8.2	16	1	0	0	6
Dec 19	vs. Cincinnati	P	3	58	19.3	24	0	0	0	0
Dec 26	at Las Vegas	S	0	0	0.0	0	0	0	0	0
Jan 2	at L.A. Chargers	P	2	5	2.5	6	0	0	0	0
Jan 8	vs. Kansas City	S	0	0	0.0	0	0	0	0	0
Season Totals		14/6	33	330	10.0	64	2	0	0	12



AARON PATRICK

94

OUTSIDE LINEBACKER

6-4 • 245 • 2ND YR. • EASTERN KENTUCKY

BORN: Dec. 21, 1996, in Dayton, Ohio

HIGH SCHOOL: Meadowdale High School, Dayton, Ohio

ACQUIRED: Practice Squad Signee (Jac.), 2021

NFL YEAR: 2nd • YEAR WITH BRONCOS: 2nd

NFL GAMES PLAYED/STARTED: 12/1



PATRICK AT A GLANCE:

- A second-year outside linebacker who has appeared in 12 career games (1 start).
- Appeared in 12 games (1 start) with the Broncos in 2021, recording three solo tackles and five special-teams stops.
- Competed on the Jaguars' practice squad in each of the last two seasons (2020-21) before being signed by the Broncos on Sept. 23, 2021.
- Played 48 career games over five seasons (2015-19) at Eastern Kentucky, totaling 179 tackles (84 solo), 27.5 sacks (172 yds.), one interception (39 yds.), two passes defensed and five forced fumbles.
- Collected 52 tackles (28 solo), 10 sacks (59 yds.), one interception (39 yds.) and three forced fumbles in 12 games played at EKU in 2019.

- Tallied 53 tackles (27 solo), 7.5 sacks (43 yds.) and one pass defensed in 11 games in 2018.
- Recorded nine tackles (7 solo), two sacks (14 yds.) and one forced fumble in three games in 2017 before missing the remainder of the season due to injury.
- Appeared in 11 games in 2016, notching 53 tackles (18 solo), seven sacks (48 yds.), one pass defensed and one forced fumble.
- Added 12 tackles (4 solo) and one sack (8 yds.) in 11 games played during his true freshman season in 2015.
- Originally entered the NFL with Jacksonville as a college free-agent signee on Dec. 14, 2020.

CAREER TRANSACTIONS: Signed by Jacksonville as a college free agent 12/14/20; Signed by Jacksonville 1/4/21; Waived by Jacksonville 9/6/21; Signed by Jacksonville (practice squad) 9/8/21; Signed by Denver (active roster) 9/23/21.



2021: Patrick, who was signed by the Broncos on Sept. 23, totaled three tackles in 12 games played (1 start)... Spent the first two weeks of the 2021 season competing on Jacksonville's practice squad before being signed to Denver's active roster... Made NFL debut, recording one solo tackle vs. Bal. (10/3)... Had one special-teams tackle at Pit. (10/10)... Notched a career-high two special-teams tackles vs. Phi. (11/14)... Started his first career game at LAC (1/2).

2020: Patrick, who was signed by Jacksonville as a college free agent on Dec. 14, spent the final three weeks on the season competing on the Jaguars' practice squad.

COLLEGE: Patrick appeared in 48 games over five seasons (2015-19) at Eastern Kentucky University, totaling 179 tackles (84 solo), 27.5 sacks (172 yds.), one interception (39 yds.), two passes defensed and five forced fumbles... Named first-team All-American by *Associated Press* and was awarded the 2019 Ohio Valley Defensive Player of the Year after recording 52 tackles (28 solo), 10 sacks (59 yds.), one interception (39 yds.), and three forced fumbles in 12 games played... Selected first-team All-Ohio Valley Conference in 2018 by coaches and communications directions after posting 53 tackles (27 solo), 7.5 sacks (43 yds.) and one pass defensed in 11 games played.

PERSONAL: Patrick prepped at Meadowdale High School, in Dayton, Ohio, where he played wide receiver, tight end and kicker... Named first-team all state, team MVP and team captain during his tenure... Played varsity basketball in addition to football... Aaron Patrick was born on March 2, 1993, in Dayton, Ohio.

PATRICK'S REGULAR SEASON RECORD

Year	Club	G	S	UT	A	TT	S-Yds.	I-Yds.	PD	FF	FR	TD-Int.	TD-FR	S	Pts.
2020	Jacksonville	PRACTICE SQUAD													
2021	Denver	12	1	3	0	3	0-0	0-0	0	0	0	0-0	0-0	0	0
CAREER TOTALS		12	1	3	0	3	0-0	0-0	0	0	0	0-0	0-0	0	0

ADDITIONAL STATISTICS: *Special-teams tackles* — 2021 (5), TOTAL (5).

AARON PATRICK'S CAREER GAME-BY-GAME

(Victories asterisked)

2021 DENVER (7-10)		TACKLES									
Date	Opponent	P/S	UT	A	TT	S-Yds.	I-Yds.	PD	FF	FR	
Games 1-2											
JACKSONVILLE PRACTICE SQUAD											
SIGNED BY DENVER FROM JAC. PRACTICE SQUAD ON SEPT.23											
INACTIVE											
Sept 26	vs. N.Y. Jets*										
Oct 3	vs. Baltimore	P	1	0	1	0-0	0-0	0	0	0	
Oct 10	at Pittsburgh	P	1	0	1	0-0	0-0	0	0	0	
Games 6-7											
INACTIVE											
Oct 31	vs. Washington*	P	0	0	0	0-0	0-0	0	0	0	
Nov 7	at Dallas*	P	0	0	0	0-0	0-0	0	0	0	
Nov 14	vs. Philadelphia	P	0	0	0	0-0	0-0	0	0	0	
Nov 28	vs. L.A. Chargers*	P	0	0	0	0-0	0-0	0	0	0	
Dec 5	at Kansas City	P	0	0	0	0-0	0-0	0	0	0	
Dec 12	vs. Detroit*	P	0	0	0	0-0	0-0	0	0	0	
Dec 19	vs. Cincinnati	P	0	0	0	0-0	0-0	0	0	0	
Dec 26	at Las Vegas	P	0	0	0	0-0	0-0	0	0	0	
Jan 2	at L.A. Chargers	S	1	0	1	0-0	0-0	0	0	0	
Jan 8	vs. Kansas City	P	0	0	0	0-0	0-0	0	0	0	
Season Totals			12/1	3	0	3	0-0	0-0	0	0	0

DID YOU KNOW?

The Broncos' nine AFC Championship Game appearances during Pat Bowlen's 35 years of ownership (1984-2019) were more than the combined conference title game appearance totals of their three AFC West rivals. Oakland, San Diego and Kansas City combined to play in seven AFC Championship Games from 1984-2019.

**TIM PATRICK****81****WIDE RECEIVER****6-4 • 212 • 5TH YR. • UTAH****BORN:** Nov. 23, 1993, in San Diego**HIGH SCHOOL:** University City High School, San Diego**ACQUIRED:** Practice Squad Signee, 2017**NFL YEAR:** 5th • **YEAR WITH BRONCOS:** 5th**NFL GAMES PLAYED/STARTED:** 55/37**PATRICK AT A GLANCE:**

- A fifth-year wide receiver who has appeared in 55 games (37 starts) with Denver (2018-21) after spending part of his initial NFL season in 2017 competing on Denver's practice squad.
- Totaled 143 receptions for 2,009 yards (14.0 avg.) with 12 touchdowns in his career.
- Recorded the third-most touchdowns (11) among undrafted players over the last two seasons (2020-21).
- Started all 16 games played in 2021, totaling a career-high 53 receptions for 734 yards (13.8 avg.) with five touchdowns in 2021.
- Set career highs in yards and touchdowns in 2020, finishing the season with 51 catches for 742 yards (14.5 avg.) with a team-high six scores in 15 games played (all starts).
- Saw action in eight games (2 starts) in 2019, totaling 16 catches for 218 yards (13.6 avg.).
- Played all 16 games (4 starts) with Denver in 2018, recording 23 catches for 315 yards (13.7 avg.) with one touchdown, while also contributing seven special-teams stops.
- Appeared in 22 games (14 starts) during his three seasons at the University of Utah (2014-16), finishing with 61 catches for 888 yards (14.6 avg.) with five touchdowns.
- Joined the Broncos and signed to the practice squad on Oct. 20, 2017.
- Entered the NFL as a college free agent with Baltimore on May 4, 2017.

CAREER TRANSACTIONS: Signed by Baltimore as a college free agent 5/4/17; Waived by Baltimore 7/30/17; Claimed off waivers by San Francisco 7/31/17; Waived by San Francisco 9/1/17; Signed by Denver (practice squad) 10/20/17; Waived by Denver 11/8/17; Signed by Denver (practice squad) 11/15/17; Signed by Denver (active roster) 1/2/18; Re-signed by Denver 4/2/19; Re-signed by Denver 4/17/20; Re-signed by Denver 11/19/21.



2021: Patrick started all 16 games played, totaling a career-high 53 receptions for 734 yards (13.8 avg.) and five touchdowns... Nabbed his eighth career touchdown on a two-yard pass and added four receptions for 39 yards (9.8 avg.) at NYG (9/21)... Recorded a touchdown in his second consecutive game and tallied three receptions for 37 yards (12.3 avg.) at Jac. (9/19)... Tied for the team lead in catches (5), led the team in receiving yards (98), and had a 31-yard catch vs. NYJ (9/26)... Registered seven receptions for 89 yards (12.7 avg.) at Pit. (10/10)... Nabbed his third touchdown of the season (10th of career) and totaled three receptions for 42 yards (14.0 avg.) with a 23-yard score vs. L.V. (10/17)... Posted a team-leading 85 receiving yards on four catches (21.3 avg.) and added his fourth touchdown of the campaign on a season-long 44-yard catch at Dal. (11/7)... Tallied his fifth touchdown of the season and had three receptions for 42 yards (14.0 avg.) vs. Cin. (12/19)... Registered six catches for 95 yards (15.8 avg.) in the season finale vs. K.C. (1/8).

2020: Patrick started all 15 games he appeared in and set career highs in yards and touchdowns... Posted three 100-yard receiving games to go with 51 catches for 742 yards (14.5 avg.) and a team-high six scores... Recorded his second career touchdown and totaled four receptions for 43 yards (10.8 avg.) vs. T.B. (9/27)... Nabbed his first career 100-yard receiving game and totaled six receptions for 113 yards (18.8 avg.) and his third career touchdown at NYJ (10/1)... Had four receptions for 101 yards (25.3 avg.) at N.E. (10/18) as part of his second consecutive 100-yard game... Became the third undrafted player (Rod Smith & Steve Watson) in team history to record consecutive 100-yard receiving outputs... Recorded his third touchdown of the season on a nine-yard catch and added four receptions for 29 yards (7.3 avg.) at Atl. (11/8)... Surpassed the 1,000-yard receiving mark in his career, became the first Bronco since Emmanuel Sanders in 2018 to record three 100-yard receiving efforts in the same season and set career highs in yards (119) and longest reception (61) vs. Mia. (11/22)... Notched his first career multi-score game, recorded four receptions for 44 yards (11.0 avg.) and had touchdown catches of five and 10 yards at K.C. (12/6)... Garnered sixth touchdown of the season on a two-yard catch and totaled three receptions for 36 yards (12.0 avg.) at Car. (12/13).

2019: Patrick saw action in eight games (2 starts), totaling 16 catches for 218 yards (13.6 avg.)... Played at Oak. (9/9) before suffering a hand injury that forced him to be placed on injured reserve for eight weeks... Recorded four receptions for 77 yards (19.3 avg.) in his first game back from injury at Min. (11/17)... Collected 50 yards on two receptions (25.0 avg.) at Hou. (12/8)... Totaled five receptions for 48 yards (9.6 avg.) vs. Det. (12/22).

2018: Patrick played all 16 games (4 starts) with Denver, recording 23 catches for 315 yards (13.7 avg.) with one touchdown, while also contributing seven special-teams stops... Made one special-teams tackle in his NFL debut vs. Sea. (9/9)... Caught his first NFL pass, a 26-yard reception that put Denver in position to kick a game-winning field goal with 0:06 remaining vs. Oak. (9/16)... Earned his first career start at NYJ (10/7), contributing one catch for six yards and one special-teams tackle... Scored on a 24-yard touchdown pass and rushed one time for 13 yards at K.C. (10/28)... Caught a career-best seven balls for 85 yards (12.1 avg.) and rushed one time for 11 yards at S.F. (12/9)... Led all receivers with 65 yards (5 rec., 13.0 avg.) vs. Cle. (12/15).

2017: Patrick, who entered the NFL as a college free agent with Baltimore on May 4, spent part of the season competing on Denver's practice squad... Participated in training camp with Baltimore and San Francisco.

COLLEGE: Patrick appeared in 22 games (14 starts) during his three seasons at Utah (2014-16), finishing with 61 catches for 888 yards (14.6 avg.) with five touchdowns... Missed 17 games with various injuries during his collegiate career... Made 45 catches for 711 yards (15.8 avg.) with five scores as a senior... Played his freshman season at Grossmont Community College in El Cajon, Calif., where he posted 53 receptions for 964 yards (18.2 avg.) with eight touchdowns.

PERSONAL: Patrick attended University City High School in San Diego, earning all-league honors as a senior after recording 27 catches for 578 yards (21.4 avg.) with six touchdowns... Tim Patrick was born on Nov. 23, 1993 in San Diego.

PATRICK'S REGULAR SEASON RECORD

Year	Club	G	S	No.	RECEIVING				SCORING					
					Yds.	Avg.	LG	TD	TD	TDr	TDp	TDr	2pt	Pts.
2018	Denver	16	4	23	315	13.7	26	1	1	1	0	0	0	6
2019	Denver	8	2	16	218	13.6	38	0	0	0	0	0	0	0
2020	Denver	15	15	51	742	14.5	61	6	6	6	0	0	0	36
2021	Denver	16	16	53	734	13.8	44t	5	5	5	0	0	0	30
CAREER TOTALS		55	37	143	2,009	14.0	61	12	12	12	0	0	0	72

ADDITIONAL STATISTICS: Rushing — 2018 (3 rush for 17 yds., 5.7 avg., 13 LG, 0 TD), TOTAL (3 rush for 17 yds., 5.7 avg., 13 LG, 0 TD). Special-teams tackles — 2018 (7), 2019 (2) TOTAL (9). Miscellaneous tackle — 2018 (1), 2020 (2), TOTAL (3).

PATRICK'S SINGLE-GAME HIGHS

(Postseason in parentheses)

Receptions — 7 at San Francisco, 12/9/18 (none). **Receiving yards** — 119 vs. Miami, 11/22/20 (none). **Longest reception** — 61, vs. Miami, 11/22/20 (none). **Receiving touchdowns** — 2, at Kansas City, 12/6/20 (none).

TIM PATRICK'S CAREER GAME-BY-GAME

(Victories asterisked)

2018 DENVER (6-10)			RECEIVING					SCORING	
Date	Opponent	P/S	No.	Yds.	Avg.	LG	TD	2pt.	Pts.
Sept 9	vs. Seattle*	P	0	0	—	—	0	0	0
Sept 16	vs. Oakland*	P	1	26	26.0	26	0	0	0
Sept 23	at Baltimore	P	0	0	—	—	0	0	0
Oct 1	vs. Kansas City	P	0	0	—	—	0	0	0
Oct 7	at N.Y. Jets	S	1	6	6.0	6	0	0	0
Oct 14	vs. L.A. Rams	P	0	0	—	—	0	0	0
Oct 18	at Arizona*	P	0	0	—	—	0	0	0
Oct 28	at Kansas City	P	1	24	24.0	24t	1	0	6
Nov 4	vs. Houston	S	1	17	17.0	17	0	0	0
Nov 18	at L.A. Chargers*	P	0	0	—	—	0	0	0
Nov 25	vs. Pittsburgh*	P	0	0	—	—	0	0	0
Dec 2	at Cincinnati*	P	0	0	—	—	0	0	0
Dec 9	at San Francisco	P	7	85	12.1	11	0	0	0
Dec 15	vs. Cleveland	P	5	65	13.0	24	0	0	0
Dec 24	at Oakland	S	3	44	14.7	26	0	0	0
Dec 30	vs. L.A. Chargers	S	4	48	12.0	21	0	0	0
Season Totals			16/4	23	315	13.7	26	1	6

2019 DENVER (7-9)			RECEIVING					SCORING	
Date	Opponent	P/S	No.	Yds.	Avg.	LG	TD	2pt.	Pts.
Sept 9	at Oakland	P	0	0	—	—	0	0	0
Games 2-9 INJURED RESERVE									
Nov 17	at Minnesota	S	4	77	19.3	38	0	0	0
Nov 24	at Buffalo	P	1	3	3.0	3	0	0	0
Dec 1	vs. L.A. Chargers*	P	0	0	—	—	0	0	0
Dec 8	at Houston*	P	2	50	25.0	37	0	0	0
Dec 15	at Kansas City	P	3	26	8.7	12	0	0	0
Dec 22	vs. Detroit*	S	5	48	9.6	16	0	0	0
Dec 29	vs. Oakland*	P	1	14	14.0	14	0	0	0
Season Totals			8/2	16	218	13.6	38	0	0

2020 DENVER (5-1)			RECEIVING					SCORING	
Date	Opponent	P/S	No.	Yds.	Avg.	LG	TD	2pt.	Pts.
Sept 14	vs. Tennessee	S	4	29	7.3	15	0	0	0
Sept 20	at Pittsburgh	S	2	24	12.0	17	0	0	0
Sept 27	vs. Tampa Bay	S	4	43	10.8	27	1	0	6
Oct 1	at N.Y. Jets*	S	6	113	18.8	40	1	0	6
Oct 18	at New England*	S	4	101	25.3	41	0	0	0
Oct 25	vs. Kansas City	S	3	44	14.7	27	0	0	0
Nov 1	vs. L.A. Chargers*				INACTIVE				
Nov 8	at Atlanta	S	4	29	7.3	9t	1	0	6
Nov 15	at Las Vegas	S	4	61	15.3	27	0	0	0
Nov 22	vs. Miami*	S	5	119	23.8	61	0	0	0
Nov 29	vs. New Orleans	S	0	0	—	—	0	0	0
Dec 6	at Kansas City	S	4	44	11.0	21	2	-	12
Dec 13	at Carolina*	S	3	36	12.0	32	1	0	6
Dec 19	vs. Buffalo	S	3	14	4.7	10	0	0	0
Dec 27	at L.A. Chargers	S	3	39	13.9	27	0	0	0
Jan 3	vs. Las Vegas	S	2	46	23.0	29	0	0	0
Season Totals		15/15	51	742	14.5	61	6	0	36

2021 DENVER (7-10)			RECEIVING					SCORING	
Date	Opponent	P/S	No.	Yds.	Avg.	LG	TD	2pt.	Pts.
Sept 12	at N.Y. Giants*	S	4	39	9.8	16	1	0	6
Sept 19	at Jacksonville*	S	3	37	12.3	14	1	0	6
Sept 26	vs. N.Y. Jets*	S	5	98	19.6	31	0	0	0
Oct 3	vs. Baltimore	S	3	39	13.0	19	0	0	0
Oct 10	at Pittsburgh	S	7	89	12.7	23	0	0	0
Oct 17	vs. Las Vegas	S	3	42	14.0	23t	1	0	6
Oct 21	at Cleveland	S	2	16	8.0	9	0	0	0
Oct 31	vs. Washington*	S	3	64	21.3	31	0	0	0
Nov 7	at Dallas*	S	4	85	21.3	44t	1	0	6
Nov 14	vs. Philadelphia	S	3	14	4.7	7	0	0	0
Nov 28	vs. L.A. Chargers	S	2	26	13.0	19	0	0	0
Dec 5	at Kansas City	S	1	9	9.0	9	0	0	0
Dec 12	vs. Detroit*	S	2	21	10.5	13	0	0	0
Dec 19	vs. Cincinnati	S	3	42	14.0	25t	1	0	6
Dec 26	at Las Vegas	S	2	18	9.0	13	0	0	0
Jan 2	at L.A. Chargers				RESERVE/COVID-19				
Jan 8	vs. Kansas City	S	6	95	15.8	31	0	0	0
Season Totals		16/16	53	734	13.8	44t	5	0	30



MIKE PURCELL

98

DEFENSIVE LINE

6-3 • 328 • 7TH YR. • WYOMING

BORN: April 20, 1991 in Highlands Ranch, Colo.

HIGH SCHOOL: Highlands Ranch (Colo.) High School

ACQUIRED: Free Agent, 2019

NFL YEAR: 7th • YEAR WITH BRONCOS: 4th

NFL GAMES PLAYED/STARTED: 57/31



PURCELL AT A GLANCE:

- A seventh-year defensive lineman who has appeared in 57 career games (31 starts) with the 49ers (2014-16) and Broncos (2019-21) in addition to competing on practice squads with San Francisco (2013), Chicago (2017), Carolina (2017), New England (2017) and Kansas City (2017).
- Totaled 138 tackles (84 solo), two sacks (14 yds.), one pass defended, one forced fumble and one fumble recovery during his career.
- Appeared in 13 games (10 starts) in 2021, totaling 33 tackles (17 solo), one pass defended and one fumble recovery.
- Started all six games played with the Broncos in 2020, totaling 15 tackles (10 solo) and one sack (10 yds.) before being placed on injured reserve with a season-ending foot injury.
- Started 7-of-13 games played with Denver in 2019, recording a career-best 48 tackles (28 solo).
- Totaled 14 tackles (13 solo) and three sacks in eight regular season games played with the Salt Lake Stallions of the Alliance of American Football.
- Appeared in 15 games (5 starts) with the 49ers in 2016, registering 26 tackles (17 solo) and one forced fumble.

- Played 42 games (36 starts) at the University of Wyoming, posting 197 tackles, four sacks, three forced fumbles and two fumble recoveries in his four-year collegiate career.
- Joined the Broncos as a free agent on April 22, 2019.
- Entered the NFL with the 49ers as a college free agent on May 7, 2013.

CAREER TRANSACTIONS: Signed by San Francisco as a college free agent 5/7/13; Waived by San Francisco 8/31/13; Signed by San Francisco (practice squad) 9/2/13; Signed by San Francisco (active roster) 1/21/14; Waived by San Francisco 8/30/14; Signed by San Francisco (practice squad) 8/31/14; Signed by San Francisco (active roster) 12/19/14; Released by San Francisco 5/2/17; Claimed off waivers by L.A. Rams 5/3/17; Released by L.A. Rams 9/2/17; Signed by Chicago (practice squad) 9/19/17; Released by Chicago 10/6/17; Signed by Carolina (practice squad) 10/10/17; Released by Carolina 10/14/17; Signed by New England (practice squad) 10/25/17; Released by New England 10/26/17; Signed by New England (practice squad) 11/7/17; Released by New England 11/22/17; Signed by Kansas City (practice squad) 11/28/17; Released by Kansas City 4/30/18; Signed by Kansas City 7/27/18; Released by Kansas City 9/1/18; Signed by Denver 4/22/19; Re-signed by Denver 4/17/20; Re-signed by Denver 10/6/20.



2021: Purcell appeared in 13 games (10 starts), totaling 33 tackles (17 solo), one pass defended and one fumble recovery... Recorded five tackles (4 solo) vs. Bal. (10/3)... Collected his first career pass defended at Pit. (10/10)... Nabbed four tackles (2 solo) vs. L.V. (10/17)... Tied career high with six tackles (5 solo) at Cle. (10/21)... Posted his first career fumble recovery and added three assisted tackles at L.V. (12/26)... Added four tackles (1 solo) vs. K.C. (1/8).

2020: Purcell started all six games played with the Broncos, totaling 15 tackles (10 solo) and a sack (10 yds.) before being placed on injured reserve on Oct. 27 with a foot injury (fractured foot)... Posted a season-high five tackles (4 solo) vs. Ten. (9/14)... Notched his first sack of the season (10 yds.) and the second of his career at Pit. (9/20)... Tied season-high with five defensive stops (3 solo) at NYJ (10/1)... Started Denver's Week 7 game vs. K.C. (10/25) before leaving the game with a foot injury.

2019: Purcell saw action in 13 games (7 starts) with Denver and recorded a career-best 48 tackles (28 solo)... Began the year with the Salt Lake Stallions of the Alliance of American Football, recording 14 tackles (13 solo) in eight games... Made his Broncos debut at Oak. (9/9)... Was inactive in four games before seeing action in Week 5 at LAC (10/6)... Posted five solo tackles, including two for loss vs. Ten. (10/13)... Collected five tackles (4 solo) vs. K.C. (10/17)... Totaled five tackles (4 solo) at Min. (11/17)... Recorded five tackles (2 solo) at K.C. (12/15), vs. Det. (12/22) and vs. Oak. (12/29).

2018: Purcell spent training camp with Kansas City before being released on Sep. 1.

2017: Purcell spent the season competing on practice squads with Chicago, Carolina, New England and Kansas City.

2016: Purcell saw action in a career-high 15 games (5 starts) with San Francisco and totaled 26 tackles (17 solo) and one forced fumble... Had a career-high six tackles (all solo) at Sea. (9/25)... Forced a fumble and made two tackles at Buf. (10/16).

2015: Purcell played in eight games (3 starts) with San Francisco and recorded 15 tackles (11 solo) and one sack (4 yds.)... Sacked Carson Palmer (4 yds.) vs. Ari. (11/29).

2014: Purcell spent the first 14 weeks of the season on San Francisco's practice squad before being signed to the active roster on Dec. 19... Played in the final two games of the season and recorded one tackle.

2013: Purcell, who entered the NFL as a college free agent with San Francisco on May 7, spent his rookie season on the club's practice squad.

COLLEGE: Purcell played 42 games (36 starts) at the University of Wyoming and totaled 197 tackles, four sacks, three forced fumbles and two fumble recoveries in his four-year career... Earned first-team All-Mountain West Conference honors as a senior after recording 83 tackles, 1.5 sacks and two forced fumbles... Registered 48 tackles, two sacks and one fumble recovery as a junior... Totaled 57 tackles, a half sack and one forced fumble as a sophomore... Recorded nine tackles as a freshman.

PERSONAL: Purcell attended Highlands Ranch (Colo.) High School, where he earned second-team all-state honors as a senior... Mike Purcell was born on April 20, 1991 in Highlands Ranch, Colo.

PURCELL'S REGULAR SEASON RECORD

Year	Club	G	S	UT	A	TT	S-Yds.	I-Yds.	PD	FF	FR	TD-Int.	TD-FR	S	Pts.
2014	San Francisco	2	0	1	0	1	0-0	0-0	0	0	0	0	0	0	0
2015	San Francisco	8	3	11	4	15	1-4	0-0	0	0	0	0	0	0	0
2016	San Francisco	15	5	17	9	26	0-0	0-0	0	1	0	0	0	0	0
2019	Denver	13	7	28	20	48	0-0	0-0	0	0	0	0	0	0	0
2020	Denver	6	6	10	5	15	1-10	0-0	0	0	0	0	0	0	0
2021	Denver	13	10	17	16	33	0-0	0-0	1	0	1	0	0	0	0
CAREER TOTALS		57	31	84	54	138	2-14	0-0	1	1	1	0	0	0	0

MIKE PURCELL'S CAREER GAME-BY-GAME

(Victories asterisked)

2014 SAN FRANCISCO (8-8)		TACKLES								
Date	Opponent	P/S	UT	A	TT	S-Yds.	I-Yds.	PD	FF	FR
Games 1-14										
PRACTICE SQUAD										
Dec 20	vs. San Diego	P	0	0	0	0-0	0-0	0	0	0
Dec 28	vs. Arizona*	P	1	0	1	0-0	0-0	0	0	0
Season Totals		2/0	1	0	1	0-0	0-0	0	0	0
2015 SAN FRANCISCO (5-11)		TACKLES								
Date	Opponent	P/S	UT	A	TT	S-Yds.	I-Yds.	PD	FF	FR
Games 1-7										
INACTIVE										
Nov 8	vs. Atlanta*	P	0	0	0	0-0	0-0	0	0	0
Nov 22	at Seattle	P	2	2	4	0-0	0-0	0	0	0
Nov 29	vs. Arizona	S	2	1	3	1-4	0-0	0	0	0
Dec 6	at Chicago*	S	1	0	1	0-0	0-0	0	0	0
Dec 13	at Cleveland	P	0	1	1	0-0	0-0	0	0	0
Dec 20	vs. Cincinnati	P	1	0	1	0-0	0-0	0	0	0
Dec 27	at Detroit	P	2	0	2	0-0	0-0	0	0	0
Jan 3	vs. St. Louis*	S	3	0	3	0-0	0-0	0	0	0
Season Totals		8/3	11	4	15	1-4	0-0	0	0	0
2016 SAN FRANCISCO (2-14)		TACKLES								
Date	Opponent	P/S	UT	A	TT	S-Yds.	I-Yds.	PD	FF	FR
Sept 12	vs. L.A. Rams*	S	4	0	4	0-0	0-0	0	0	0
Sept 18	at Carolina	S	1	2	3	0-0	0-0	0	0	0
Sept 25	at Seattle	S	0	6	6	0-0	0-0	0	0	0
Oct 2	vs. Dallas	S	4	0	4	0-0	0-0	0	0	0
Oct 6	vs. Arizona	S	4	0	4	0-0	0-0	0	0	0
Oct 16	at Buffalo	S	2	0	2	0-0	0-0	0	0	0
Oct 23	vs. Tampa Bay	P	1	0	1	0-0	0-0	0	0	0
Nov 13	at Arizona	P	0	0	0	0-0	0-0	0	0	0
Nov 20	vs. New England	S	0	0	0	0-0	0-0	0	0	0
Nov 27	at Miami	S	0	0	0	0-0	0-0	0	0	0
Dec 4	at Chicago	P	0	0	0	0-0	0-0	0	0	0
Dec 11	vs. N.Y. Jets	P	0	0	0	0-0	0-0	0	0	0
Dec 18	at Atlanta	S	1	0	1	0-0	0-0	0	0	0
Dec 24	at L.A. Rams*	S	0	1	1	0-0	0-0	0	0	0
Jan 1	vs. Seattle	S	0	0	0	0-0	0-0	0	0	0
Season Totals		15/5	17	9	26	0-0	0-0	0	0	0
2019 DENVER (7-9)		TACKLES								
Date	Opponent	P/S	UT	A	TT	S-Yds.	I-Yds.	PD	FF	FR
Sept 9	at Oakland	P	0	0	0	0-0	0-0	0	0	0
Sept 15	vs. Chicago									
Sept 22	at Green Bay									
Sept 29	vs. Jacksonville									
Oct 6	at L.A. Chargers*	P	1	2	3	0-0	0-0	0	0	0
Oct 13	vs. Tennessee*	S	5	0	5	0-0	0-0	0	0	0
Oct 17	vs. Kansas City	P	4	1	5	0-0	0-0	0	0	0
Oct 27	at Indianapolis	P	1	2	3	0-0	0-0	0	0	0
Nov 3	vs. Cleveland*	S	1	1	2	0-0	0-0	0	0	0
Nov 17	at Minnesota	S	4	1	5	0-0	0-0	0	0	0
Nov 24	at Buffalo	P	1	2	3	0-0	0-0	0	0	0
Dec 1	vs. L.A. Chargers*	P	3	0	3	0-0	0-0	0	0	0
Dec 8	at Houston*	S	2	2	4	0-0	0-0	0	0	0
Dec 15	at Kansas City	S	2	3	5	0-0	0-0	0	0	0
Dec 22	vs. Detroit*	S	2	3	5	0-0	0-0	0	0	0
Dec 29	vs. Oakland*	S	2	3	5	0-0	0-0	0	0	0
Season Totals		13/7	28	20	48	0-0	0-0	0	0	0
2020 DENVER (5-11)		TACKLES								
Date	Opponent	P/S	UT	A	TT	S-Yds.	I-Yds.	PD	FF	FR
Sept 14	vs. Tennessee	S	4	1	5	0-0	0-0	0	0	0
Sept 20	at Pittsburgh	S	1	0	1	1-10	0-0	0	0	0
Sept 27	vs. Tampa Bay	S	1	1	2	0-0	0-0	0	0	0
Oct 1	at N.Y. Jets*	S	3	2	5	0-0	0-0	0	0	0
Oct 18	at New England*	S	1	1	2	0-0	0-0	0	0	0
Oct 25	vs. Kansas City	S	0	0	0	0-0	0-0	0	0	0
PLACED ON INJURED RESERVE (FOOT) ON OCT. 27										
Season Totals		6/6	10	5	15	1-10	0-0	0	0	0

2021 DENVER (7-10)		TACKLES									
Date	Opponent	P/S	UT	A	TT	S-Yds.	I-Yds.	PD	FF	FR	
Sept 12	at N.Y. Giants*	S	0	0	0	0-0	0-0	0	0	0	
Sept 19	at Jacksonville*	S	1	2	3	0-0	0-0	0	0	0	
Sept 26	vs. N.Y. Jets*	S	0	1	1	0-0	0-0	0	0	0	
Oct 3	vs. Baltimore	S	4	1	5	0-0	0-0	0	0	0	
Oct 10	at Pittsburgh	S	0	0	0	0-0	0-0	1	0	0	
Oct 17	vs. Las Vegas	S	2	2	4	0-0	0-0	0	0	0	
Oct 21	at Cleveland	S	5	1	6	0-0	0-0	0	0	0	
Games 8-9											
Nov 14	vs. Philadelphia	P	0	0	0	0-0	0-0	0	0	0	
Nov 28	vs. L.A. Chargers*	S	0	0	0	0-0	0-0	0	0	0	
Dec 5	at Kansas City										
Dec 12	vs. Detroit*	S	2	2	4	0-0	0-0	0	0	0	
Dec 19	vs. Cincinnati	P	2	1	3	0-0	0-0	0	0	0	
Dec 26	at Las Vegas	P	0	3	3	0-0	0-0	0	0	1	
Jan 2	at L.A. Chargers										
Jan 8	vs. Kansas City	S	1	3	4	0-0	0-0	0	0	0	
Season Totals			13/10	17	16	33	0-0	0-0	1	0	1



TREY QUINN

84

WIDE RECEIVER

6-0 • 200 • 4TH YR. • SOUTHERN METHODIST

BORN: Dec. 7, 1995, in Lake Charles, La.

HIGH SCHOOL: Barbe High School, Lake Charles, La.

ACQUIRED: Free Agent, 2022

NFL YEAR: 4th • YEAR WITH BRONCOS: 1st

NFL GAMES PLAYED/STARTED: 16/8



QUINN AT A GLANCE:

- A fourth-year wide receiver who started eight of the 16 games he appeared in with Washington (2018-19) and Jacksonville (2020), posting 273 yards and two touchdowns on 35 receptions (7.8 avg.) as well as 136 yards on 21 punt returns (6.5 avg.).
- Appeared in 12 games (6 starts) for Washington in 2019, collecting 26 catches for 198 yards (7.6 avg.) and one touchdown while also returning 16 punts for 78 yards (4.9 avg.).
- Saw action in three games (2 starts) during his rookie season with Washington in 2018, totaling 75 yards and 1 touchdown on nine receptions (8.3 avg.) and 52 yards on four punt returns (13.0 avg.).
- Played in 38 games (22 starts) during his collegiate career at Louisiana State (2014-15) and Southern Methodist (2017), producing 136 receptions for 1,512 yards (11.1 avg.) and 13 touchdowns.
- Produced a historic season at Southern Methodist in 2017, recording the most receptions (114) in a single season in school history along with 1,236 yards and 13 touchdowns.
- Started seven of 13 appearances as a true freshman at Louisiana State in 2014, racking up 193 yards on 17 receptions (11.4 avg.).
- Prepped at Barbe (La.) High School, setting the national record for career receiving yards (6,566) and state record for career receptions (357).
- Signed by Denver as a free agent on April 27, 2022.
- Selected by Washington in the seventh round (256th overall) of the 2018 NFL Draft.

CAREER TRANSACTIONS: Signed by Washington as a draft choice 5/10/18; Waived by Washington 9/5/20; Signed by Jacksonville (practice squad) 9/6/20; Placed on reserve/COVID-19 list (practice squad) 10/17/20; Reinstated from reserve/COVID-19- list (practice squad) 10/22/20; Signed by Las Vegas 1/12/21; Waived by Las Vegas 8/26/21; Signed by Denver 4/27/22.



2020: Quinn spent most of the season competing on Jacksonville's practice squad, playing in one regular-season game... Was elevated on Nov. 28 and recorded one punt return for six yards (6.0 avg.) vs. Cle. (11/29).

2019: Quinn played in 12 games (6 starts) with Washington, posting 198 yards and one touchdown on 26 receptions (7.6 avg.)... Also notched 78 yards on 16 punt returns (4.9 avg.)... Registered his second career touchdown along with 33 yards on four receptions (8.3 avg.) at Phi. (9/8)... Tied his career-high five receptions for 36 yards (9.0 avg.) vs. Dal. (9/15).

2018: Quinn started two of the three games he appeared in during his rookie season after spending the beginning of the season on injured reserve... Totaled 75 yards and one touchdown on nine receptions (8.3 avg.) and returned four punts for 52 yards (13.0 avg.)... Caught four passes for a career-high 49 yards (12.3 avg.) vs. Hou. (11/18)... Recorded his first career touchdown along with 26 yards on a career-high five receptions (5.2 avg.) at Dal. (11/22).

COLLEGE: Quinn started 22 of the 38 games he appeared in with Louisiana State (2014-15) and Southern Methodist (2017), totaling 136 receptions for 1,512 yards (11.1 avg.) and 13 touchdowns... Also returned five kickoffs for 113 yards (22.6 avg.) and six punts for 20 yards (3.3 avg.)... In his lone season at Southern Methodist, he set program single season records with 114 receptions (most in school history) for 1,236 yards (fourth-most in school history) and 13 touchdowns (third-most in school history)... Also returned five kickoffs for 113 yards (22.6 avg.)... In his true freshman year at Louisiana State, he appeared in 13 games (7 starts), posting 17 receptions for 193 yards (11.4 avg.).

PERSONAL: Quinn prepped at Barbe (La.) High School, where he set the national all-time career receiving yards record with 6,566 yards in four seasons... Also holds the Louisiana state record in career receptions with 357 along with 70 receiving touchdowns and was named Class 5A first-team All-State three times... Was named a U.S. Army All-American after posting 1,967 yards and 23 receiving touchdowns during his senior season... Made 115 catches for 2,141 yards and 26 touchdowns as a junior and 67 catches for 1,220 yards and 12 touchdowns as a sophomore... As a freshman, totaled 1,238 yards and nine touchdowns on 67 receptions... Threw a no-hitter in the opening round of the 2008 Little League World Series... Trey Quinn was born on Dec. 7, 1995, in Lake Charles, La.

QUINN'S REGULAR SEASON RECORD


Year	Club	RECEIVING							SCORING					
		G	S	No.	Yds.	Avg.	LG	TD	TD	TDr	TDp	TDrt	2pt	Pts.
2018	Washington	3	2	9	75	8.3	15	1	1	1	0	0	0	6
2019	Washington	12	6	26	198	7.6	19	1	1	1	0	0	0	6
2020	Jacksonville	1	0	0	0	—	—	0	0	0	0	0	0	0
CAREER TOTALS		16	8	35	273	7.8	19	2	2	2	0	0	0	12

ADDITIONAL STATISTICS: Rushing — 2018 (1 for 0 yards, 0.0 avg., 0 LG, 0 TD), TOTAL (1 for 0 yards, 0.0 avg., 0 LG, 0 TD). Punt returns — 2018 (4 for 52, 13.0 avg., 30 LG, 0 TD), 2019 (16 for 78, 4.9 avg., 15 LG, 0 TD), 2020 (1 for 6, 6.0 avg., 6 LG, 0 TD), TOTAL (21 for 136, 6.5 avg., 30 LG, 0 TD). Miscellaneous Tackles — 2018 (1), 2019 (1), TOTAL (2).

TREY QUINN'S CAREER GAME-BY-GAME

(Victories asterisked)

2018 WASHINGTON (7-9)			RECEIVING					SCORING	
Date	Opponent	P/S	No.	Yds.	Avg.	LG	TD	2pt.	Pts.
Sep 9	at Arizona*	P	0	0	—	—	0	0	0
Games 2-8									
Nov 18	vs. Houston	S	4	49	12.3	15	0	0	0
Nov 22	at Dallas	S	5	26	5.2	10t	1	0	6
Dec 3	at Philadelphia		INACTIVE						
Games 12-16									
Season Totals		3/2	9	75	8.3	15	1	0	6
2019 WASHINGTON (3-13)			RECEIVING					SCORING	
Date	Opponent	P/S	No.	Yds.	Avg.	LG	TD	2pt.	Pts.
Sep 8	at Philadelphia	S	4	33	8.3	14	1	0	6
Sep 15	vs. Dallas	S	4	36	9.0	12	0	0	0
Sep 23	vs. Chicago	P	5	30	6.0	7	0	0	0
Sep 29	at N.Y. Giants	S	2	10	5.0	6	0	0	0
Oct 6	at New England	P	3	18	6.0	7	0	0	0
Oct 13	at Miami*	P	2	8	4.0	7	0	0	0
Oct 20	vs. San Francisco	P	2	30	15.0	19	0	0	0
Oct 24	at Minnesota	P	1	15	15.0	15	0	0	0
Nov 3	at Buffalo	S	1	9	9.0	9	0	0	0
Nov 17	vs. N.Y. Jets	S	2	9	4.5	5	0	0	0
Nov 24	vs. Detroit*	P	0	0	—	—	0	0	0
Dec 1	at Carolina*	S	0	0	—	—	0	0	0
Dec 8	at Green Bay		INACTIVE						
Dec 15	vs. Philadelphia		INACTIVE						
Dec 22	vs. N.Y. Giants		INJURED RESERVE						
Dec 29	at Dallas		INJURED RESERVE						
Season Totals		12/6	26	198	7.6	19	1	0	6
2020 JACKSONVILLE (1-15)			RECEIVING					SCORING	
Date	Opponent	P/S	No.	Yds.	Avg.	LG	TD	2pt.	Pts.
Games 1-5									
Oct 18	vs. Detroit		PRACTICE SQUAD						
Games 7-10									
Nov 29	vs. Cle	P	0	0	—	—	0	0	0
Games 12-16									
PRACTICE SQUAD									
Season Totals		1/0	0	0	—	—	0	0	0



J.R. REED

20

SAFETY



6-1 • 194 • 3RD YR. • GEORGIA

BORN: March 11, 1996, in Frisco, Texas

HIGH SCHOOL: Prestonwood Christian Academy, Plano, Texas

ACQUIRED: Unrestricted Free Agent (NYG), 2022

NFL YEAR: 3rd • YEAR WITH BRONCOS: 1st

NFL GAMES PLAYED/STARTED: 16/0 • POSTSEASON GP/GS: 2/0

REED AT A GLANCE:

- A third-year safety from the University of Georgia who has appeared in 16 career regular-season games and two postseason contests with the L.A. Rams (2020-21) and N.Y. Giants (2021).
- Posted nine tackles (4 solo) and four special-teams stops during his first two NFL seasons.
- Appeared in nine total games with the Rams and Giants in 2021, totaling nine tackles (4 solo) and four special-teams stops.
- Played seven games during his rookie season, logging 105 snaps on special teams.
- Tallied 204 tackles (109 solo), three sacks (28 yds.), five interceptions (48 yds.), 15 passes defended, one forced fumble and two fumble recoveries in 55 games played at the University of Tulsa (2015) and University of Georgia (2017-19).
- Signed by the Broncos as an unrestricted free agent (NYG) on March 21, 2022.
- Entered the NFL with Jacksonville as a college free agent on April 27, 2020.

CAREER TRANSACTIONS: Signed by Jacksonville as a college free agent 4/27/20; Waived by Jacksonville 9/5/20; Signed by L.A. Rams (practice squad) 9/9/20; Waived by L.A. Rams 10/2/21; Signed by L.A. Rams (practice squad) 10/5/21; Released from L.A. Rams' practice squad 10/26/21; Signed by N.Y. Giants (practice squad) 10/27/21; Signed by Denver as an unrestricted free agent 3/21/22.



2021: Reed appeared in nine games combined with the L.A. Rams and N.Y. Giants, recording nine tackles (4 solo) and four special-teams tackles... Tallied one special-teams stop vs. L.V. (11/7)... Totaled four tackles (2 solo) and added one special-teams tackle at T.B. (11/22)... Registered a career-high five tackles (2 solo) and one special-teams stop vs. Phi. (11/28)... Added one special-teams tackle at LAC (12/12).

2020: Reed saw action in seven games, logging 112 combined snaps on offense and special teams... Posted one special-teams tackle in consecutive game vs. NYJ (12/20) and at Sea. (12/27)... Saw action in each of the Rams' postseason contests at Sea. (1/9) and at G.B. (1/16) and recorded three special-teams tackles.

COLLEGE: Reed appeared in 55 games over four collegiate seasons at the University of Tulsa (2015) and University of Georgia (2017-19), tallying 204 tackles (109 solo), three sacks (28 yds.), five interceptions (48 yds.), 15 passes defended, one forced fumble and two fumble recoveries... Named a team captain in 2019 and was selected to the coaches' All-SEC first team following his final collegiate season... Named *Associated Press* All-SEC second team in his first season at Georgia in 2017... Selected as the Bulldogs Newcomer of the Year following the season.

PERSONAL: Reed prepped at Prestonwood Christian Academy (Plano, Texas), where he was a two-way starter as a senior in 2013... Posted 18 receptions for 308 yards with three touchdowns and recorded 53 tackles and five interceptions (3TDs) that season... Helped lead the team to a 12-2 record and a state championship, and earned first-team all-district and second-team all-state accolades during his final prep season... His father, Jake, played 12 seasons in the NFL with Minnesota (1991-99, 2001) and New Orleans (2000, '02). J.R. Reed was born on March 11, 1996.

REED'S REGULAR SEASON RECORD

Year	Club	G	S	UT	A	TT	S-Yds.	I-Yds.	PD	FF	FR	TD-Int.	TD-FR	S	Pts.
2020	L.A. Rams	7	0	0	0	0	0-0	0-0	0	0	0	0	0	0	0
2021	LAR/NYG	9	0	4	5	9	0-0	0-0	0	0	0	0	0	0	0
CAREER TOTALS		16	0	4	5	9	0-0	0-0	0	0	0	0	0	0	0

ADDITIONAL STATISTICS: Special-teams tackles — 2020 (2), 2021 (4) TOTAL (6).

REED'S POSTSEASON RECORD

Year	Club	G	S	UT	A	TT	S-Yds.	I-Yds.	PD	FF	FR	TD-Int.	TD-FR	S	Pts.
2020	L.A. Rams	2	0	0	0	0	0-0	0-0	0	0	0	0	0	0	0
CAREER TOTALS		2	0	0	0	0	0-0	0-0	0	0	0	0-0	0-0	0	0

ADDITIONAL STATISTICS: Special-teams tackles — 2020 (3), TOTAL (3).

J.R. REED'S CAREER GAME-BY-GAME

(Victories asterisked)

2020 L.A. RAMS (10-6)		TACKLES									
Date	Opponent	P/S	UT	A	TT	S-Yds.	I-Yds.	PD	FF	FR	
Games 1-9				PRACTICE SQUAD							
Nov 23	at Tampa Bay*	P	0	0	0	0-0	0-0	0	0	0	
Nov 29	vs. San Francisco	P	0	0	0	0-0	0-0	0	0	0	
Dec 6	at Arizona*	P	0	0	0	0-0	0-0	0	0	0	
Dec 10	vs. New England*	P	0	0	0	0-0	0-0	0	0	0	
Dec 20	at N.Y. Jets	P	0	0	0	0-0	0-0	0	0	0	
Dec 27	at Seattle	P	0	0	0	0-0	0-0	0	0	0	
Jan 3	vs. Arizona*	P	0	0	0	0-0	0-0	0	0	0	
Season Totals		7/0	0	0	0	0-0	0-0	0	0	0	
Jan 9	at Seattle*§	P	0	0	0	0-0	0-0	0	0	0	
Jan 16	at Green Bay†	P	0	0	0	0-0	0-0	0	0	0	
Postseason Totals		2/0	0	0	0	0-0	0-0	0	0	0	

§NFL Wild Card Game; †NFL Divisional Playoff Game

2021 LAR (12-5) / NYG (4-13)		TACKLES									
Date	Opponent	P/S	UT	A	TT	S-Yds.	I-Yds.	PD	FF	FR	
Sept 12	vs. Chicago*			INACTIVE							
Sept 19	at Indianapolis*	P	0	0	0	0-0	0-0	0	0	0	
Nov 7	vs. Las Vegas*	P	0	0	0	0-0	0-0	0	0	0	
Nov 22	at Tampa Bay	P	2	2	4	0-0	0-0	0	0	0	
Nov 28	vs. Philadelphia*	P	2	3	5	0-0	0-0	0	0	0	
Dec 5	at Miami	P	0	0	0	0-0	0-0	0	0	0	
Dec 12	at L.A. Chargers	P	0	0	0	0-0	0-0	0	0	0	
Dec 19	vs. Dallas			RESERVE/COVID-19							
Dec 26	at Philadelphia	P	0	0	0	0-0	0-0	0	0	0	
Jan 2	at Chicago	P	0	0	0	0-0	0-0	0	0	0	
Jan 9	vs. Washington	P	0	0	0	0-0	0-0	0	0	0	
Season Totals		9/0	4	5	9	0-0	0-0	0	0	0	



MALIK REED

59

OUTSIDE LINEBACKER

6-2 • 235 • 4TH YR. • NEVADA

BORN: Aug 5, 1996, in Dothan, Ala.

HIGH SCHOOL: Dothan (Ala.) High School

ACQUIRED: College Free Agent, 2019

NFL YEAR: 4th • **YEAR WITH BRONCOS:** 4th

NFL GAMES PLAYED/STARTED: 45/34



REED AT A GLANCE:

- A fourth-year outside linebacker who has seen action in 45 games (34 starts) with Denver (2019-21) after making the team out of training camp as a college free agent in 2019.
- Recorded 118 tackles (71 solo), 15.0 sacks (108.5 yds.), four passes defended, three forced fumbles, two fumble recoveries and five special-teams tackles during his career.
- Recorded the third-most sacks (13) among undrafted players since the start of the 2020 season.
- Appeared in 14 games (13 starts) in 2021, totaling 43 tackles (24 solo), two passes defended, two forced fumbles and one fumble recovery.
- Set career highs in starts, tackles, sacks and sack yards in 2020, appearing in all 16 games (13 starts) and posting 51 tackles (32 solo), a team-high eight sacks (61.5 yds.), one pass defended, one forced fumble and two special-teams stops.
- Contributed 24 tackles (15 solo), two sacks (11 yds.), one pass defended, one fumble recovery and three special-teams stops during his initial NFL season.
- Saw action in 50 games (38 starts) for the University of Nevada, totaling 203 tackles (134 solo), 22 sacks (145 yds.), 11 forced fumbles and two fumble recoveries during his collegiate career.
- Finished his career ranked fifth all-time in program history with 22 sacks and tied for seventh in NCAA FBS annals with 11 forced fumbles.
- Signed by Denver as a college free agent on May 2, 2019.

CAREER TRANSACTIONS: Signed by Denver as a college free agent on 5/2/19.



2021: Reed appeared in 14 games (13 starts), totaling 43 tackles (24 solo), two passes defended, two forced fumbles and one fumble recovery... Logged 739 defensive snaps, which was the most among the team's linebackers... Registered his second career fumble recovery and added one assisted tackle at NYG (9/12)... Tallied four tackles (2 solo) and his 11th career sack (6 yds.) vs. NYJ (9/26)... Collected seven tackles (4 solo), one quarterback takedown (9 yds.) and one forced fumble (second of career) on a strip sack at Pit. (10/10)... Registered his fourth career multi-sack game and tallied three solo tackles, two quarterback takedowns (19 yds.), one forced fumble and one pass defended vs. Was. (10/31), becoming just the third Bronco to accumulate at least two sacks, one forced fumble and one pass defended in the same game... Recorded his 100th career tackle and tallied a career-high nine defensive stops (5 solo) vs. Phi. (11/14).

2020: Reed set career highs in starts, tackles, sacks and sack yards in 2020, appearing in all 16 games (13 starts) and posting 51 tackles (31 solo), a team-high eight sacks (61.5 yds.), one pass defended one forced fumble and two special-teams stops... His eight sacks ranked tied for third (Shaquil Barrett, T.B.) among all undrafted players... Made his first start of the season (ninth of his career) and totaled four tackles (2 solo) at NYJ (10/1)... Collected two sacks (11 yds.) and added five tackles (3 solo) at N.E. (10/18)... Notched second consecutive game with two sacks (12 yds.) vs. K.C. (10/25), becoming the sixth Bronco to record multiple sacks in consecutive games... Recorded a sack (3 yds.) in a career-high third consecutive game vs. LAC (11/1)... Registered 1.5 sacks (12.5 yds.) to go with six tackles (4 solo) vs. Mia. (11/22)... Posted seven tackles (5 solo) vs. N.O. (11/29)... Collected a strip sack (20 yds.), recorded his first career forced fumble and added five tackles (3 solo) at LAC (12/27)... Registered a half sack (3 yds.) vs. L.V. (1/3).

2019: Reed, who entered the NFL as a college free agent with Denver on May 2, played in 15 games (8 starts), posting 24 tackles (15 solo), two sacks (11 yds.), one pass defended and one fumble recovery... Made his NFL debut at Oak. (9/9)... Tallied two solo tackles and recorded his first career sack (7 yds.) vs. Jac. (9/29)... Made his first career start at LAC (10/6), tallying two solo tackles... Collected four tackles (3 solo) vs. K.C. (10/17)... Tallied three solo tackles and one pass defended vs. Cle. (11/3)... Notched two tackles at Buf. (11/24) and vs. LAC (12/1)... Recorded one tackle and one sack (4 yds.) vs. Det. (12/22).

COLLEGE: Reed saw action in 50 games (38 starts) for the University of Nevada, totaling 203 tackles (134 solo), 22 sacks (145 yds.), 11 forced fumbles and two fumble recoveries during his collegiate career... Was named first-team All-Mountain West Conference as a senior and junior.

PERSONAL: Reed attended Dothan (Ala.) High School where he has named Super 12 All-Region and team Defensive MVP as a senior after recording 92 tackles, eight sacks, 12 TFLs and 12 quarterback hurries... Lettered three years... Was a member of the National Honor Society and was invited to the National Youth Leadership Forum of Medicine... Malik Reed was born on Aug. 5, 1996 in Dothan, Ala.

REED'S REGULAR SEASON RECORD

Year	Club	G	S	UT	A	TT	S-Yds.	I-Yds.	PD	FF	FR	TD-Int.	TD-FR	S	Pts.
2019	Denver	15	8	15	9	24	2-11	0-0	1	0	1	0	0	0	0
2020	Denver	16	13	32	19	51	8-61.5	0-0	1	1	0	0	0	0	0
2021	Denver	14	13	24	19	43	5-36	0-0	2	2	1	0	0	0	0
CAREER TOTALS		45	34	71	47	118	15-108.5	0-0	4	3	2	0	0	0	0

ADDITIONAL STATISTICS: Special-teams tackles — 2019 (3), 2020 (2) TOTAL (5).

REED'S SINGLE GAME HIGHS

(Postseason in parentheses)

Tackles — 9, vs. Philadelphia, 11/14/21 (none). **Sacks** — 2, 3x, last: vs. Washington, 10/31/21 (none). **Sack yards** — 20, at L.A. Chargers, 12/27/20 (none). **Passes Defended** — 1, 3x, last: vs. Washington, 10/31/21 (none). **Forced Fumbles** — 1, 3x, last: vs. Washington, 10/31/21 (none). **Fumble Recoveries** — 1, twice, last at N.Y. Giants, 9/12/21 (none). **Special-teams tackles** — 1, 5x, last at N.Y. Jets, 10/1/20 (none).

MALIK REED'S CAREER GAME-BY-GAME

(Victories asterisked)

2019 DENVER (7-9)		TACKLES											
Date	Opponent	P/S	UT	A	TT	S-Yds.	I-Yds.	PD	FF	FR			
Sept 9	at Oakland	P	1	0	1	0-0	0-0	0	0	0			
Sept 15	vs. Chicago	P	0	0	0	0-0	0-0	0	0	0			
Sept 22	at Green Bay	P	0	0	0	0-0	0-0	0	0	0			
Sept 29	vs. Jacksonville	P	2	0	2	1-7	0-0	0	0	0			
Oct 6	at L.A. Chargers*	S	2	0	2	0-0	0-0	0	0	0			
Oct 13	vs. Tennessee*	S	1	1	2	0-0	0-0	0	0	0			
Oct 17	vs. Kansas City	S	3	1	4	0-0	0-0	0	0	0			
Oct 27	at Indianapolis	S	2	1	3	0-0	0-0	0	0	0			1
Nov 3	vs. Cleveland*	S	3	0	3	0-0	0-0	1	0	0			
Nov 17	at Minnesota	S	0	1	1	0-0	0-0	0	0	0			
Nov 24	at Buffalo	S	0	2	2	0-0	0-0	0	0	0			
Dec 1	vs. L.A. Chargers*	S	0	2	2	0-0	0-0	0	0	0			
Dec 8	at Houston*					INACTIVE							
Dec 15	at Kansas City	P	0	1	1	0-0	0-0	0	0	0			
Dec 22	vs. Detroit*	P	1	0	1	1-4	0-0	0	0	0			
Dec 29	vs. Oakland*	P	0	0	0	0-0	0-0	0	0	0			
Season Totals			15/8	15	9	24	2-11	0-0	1	0	1		

2020 DENVER (5-11)		TACKLES									
Date	Opponent	P/S	UT	A	TT	S-Yds.	I-Yds.	PD	FF	FR	
Sept 14	vs. Tennessee	P	1	1	2	0-0	0-0	0	0	0	
Sept 20	at Pittsburgh	P	2	0	2	0-0	0-0	1	0	0	
Sept 27	vs. Tampa Bay	P	1	1	2	0-0	0-0	0	0	0	
Oct 1	at N.Y. Jets*	S	2	2	4	0-0	0-0	0	0	0	
Oct 18	at New England*	S	3	2	5	2-11	0-0	0	0	0	
Oct 25	vs. Kansas City	S	4	1	5	2-12	0-0	0	0	0	
Nov 1	vs. L.A. Chargers*	S	2	1	3	1-3	0-0	0	0	0	
Nov 8	at Atlanta	S	1	0	1	0-0	0-0	0	0	0	
Nov 15	at Las Vegas	S	1	2	3	0-0	0-0	0	0	0	
Nov 22	vs. Miami*	S	4	2	6	1.5-12.5	0-0	0	0	0	
Nov 29	vs. New Orleans	S	5	2	7	0-0	0-0	0	0	0	
Dec 6	at Kansas City	S	2	0	2	0-0	0-0	0	0	0	
Dec 13	at Carolina*	S	0	2	2	0-0	0-0	0	0	0	
Dec 19	vs. Buffalo	S	1	0	1	0-0	0-0	0	0	0	
Dec 27	at L.A. Chargers	S	3	2	5	1-20	0-0	0	1	0	
Jan 3	vs. Las Vegas	S	0	1	1	0.5-3	0-0	0	0	0	
Season Totals			16/13	32	19	51	8-61.5	0-0	1	1	0

2021 DENVER (7-10)		TACKLES									
Date	Opponent	P/S	UT	A	TT	S-Yds.	I-Yds.	PD	FF	FR	
Sept 12	at N.Y. Giants	S	0	1	1	0-0	0-0	0	0	1	
Sept 19	at Jacksonville*	P	0	2	2	0-0	0-0	0	0	0	
Sept 26	vs. N.Y. Jets*	S	2	2	4	1-6	0-0	0	0	0	
Oct 3	vs. Baltimore	S	0	0	0	0-0	0-0	0	0	0	
Oct 10	at Pittsburgh	S	4	3	7	1-9	0-0	0	1	0	
Oct 17	vs. Las Vegas	S	1	0	1	0-0	0-0	0	0	0	
Oct 21	at Cleveland	S	1	3	4	0-0	0-0	0	0	0	
Oct 31	vs. Washington*	S	3	0	3	2-19	0-0	1	1	0	
Nov 7	at Dallas*					INACTIVE					
Nov 14	vs. Philadelphia	S	5	4	9	1-2	0-0	0	0	0	
Nov 28	vs. L.A. Chargers*	S	1	0	1	0-0	0-0	0	0	0	
Dec 5	at Kansas City	S	2	2	4	0-0	0-0	0	0	0	
Games 13-14						RESERVE/COVID-19					
Dec 26	at Las Vegas	S	3	1	4	0-0	0-0	0	0	0	
Jan 2	at L.A. Chargers	S	1	0	1	0-0	0-0	1	0	0	
Jan 8	vs. Kansas City	S	1	1	2	0-0	0-0	0	0	0	
Season Totals			14/13	24	19	43	5-36	0-0	2	2	1



DALTON RISNER

66

GUARD

6-5 • 312 • 4TH YR. • KANSAS STATE

BORN: July 13, 1995, in Branson, Mo.

HIGH SCHOOL: Wiggins (Colo.) High School

ACQUIRED: Draft #2 (41st overall), 2019

NFL YEAR: 4th • YEAR WITH BRONCOS: 4th

NFL GAMES PLAYED/STARTED: 47/47



RISNER AT A GLANCE:

- A fourth-year offensive lineman from Kansas State University who has started all 47 games played with Denver (2019-21).
- Logged 832 offensive snaps while starting all 15 games played at left guard in 2021.
- Opened all 16 games at left guard for the Broncos in 2020, allowing zero sacks and having no penalties called against him.
- Named to the All-Rookie Team after starting 16 games at left guard as a rookie with Denver in 2019.
- Finished as one of 10 rookies in the NFL to start all 16 games and ranked eighth among the league's rookies with 1,035 snaps played.
- Ended his initial season as the first interior lineman in team history to start all 16 games as a rookie (G Tom Glassic started all 14 games played in 1976).
- Opened all 50 games played (38 at RT; 12 at C) during his five-year collegiate career at Kansas State (2014-18).
- Earned first-team All-Big 12 Conference honors in three consecutive seasons (2016-18), becoming just the fourth offensive lineman in conference history to earn that distinction.
- Selected by the Broncos in the second round (41st overall) of the 2019 NFL Draft.

CAREER TRANSACTIONS: Signed by Denver as a draft choice 7/16/19.



2021: Started 15 games played, logging the third-most offensive snaps (832) among the offensive line... Missed the final game of the season and was placed on injured reserve (elbow) on Jan. 5.

2020: Started all 16 games for the second consecutive year, allowing zero sacks and having no penalties called against him.

2019: Selected by Denver in the second round (41st overall) of the 2019 NFL Draft, Risner was named to the PFWA's All-Rookie Team after starting all 16 games at left guard... Finished the season as one of 10 rookies in the NFL to start all 16 games and ranked eighth among the league's rookies with 1,035 snaps played... Became the first interior lineman in team history to start all 16 games as a rookie (G Tom Glassic started all 14 games played in 1976).

COLLEGE: Risner started all 50 games played (38 at RT; 12 at C) during his five-year collegiate career at Kansas State University (2014-18)... Earned a number of on-field recognitions, including first-team All-American and Big-12 Conference as well as the league's Offensive Lineman of the Year as a redshirt senior... Honored for his off-the-field leadership and character by being named a finalist for the Lombardi Award, Jason Witten Collegiate Man of the Year, William V. Campbell Trophy, Wuerffel Trophy and Senior CLASS Award... Opened all 12 games at right tackle in 2017, earning first-team All-Big 12 honors for the second consecutive season... Started all 13 games at right tackle in 2016 and was selected first-team All-Big 12.

PERSONAL: Risner attended Wiggins (Colo.) High School, where he was selected to *The Denver Post's* All-Colorado team as a junior and senior... Also competed in track (shot put) and basketball in high school... Graduated from Kansas State with a communication studies degree... Was named the Broncos 2019 Community Rookie of the Year after volunteering at nearly 20 community events and speaking to students across Colorado about the importance of having a positive attitude, being a good teammate and continuing to positively impact others through love and kindness through his RisnerUp Foundation. Dalton Risner (pronounced RISE-ner) was born on July 13, 1995 in Branson, Mo.

RISNER'S REGULAR SEASON RECORD

Year	Club	G	S
2019	Denver	16	16
2020	Denver	16	16
2021	Denver	15	15
CAREER TOTALS		47	47

ADDITIONAL STATISTICS: *Miscellaneous tackles* — 2019 (1), 2020 (2), TOTAL (3).



BRETT RYPIEN

4

QUARTERBACK

6-2 • 202 • 4TH YR. • BOISE STATE

BORN: July 9, 1996, in Columbia, Mo.

HIGH SCHOOL: Shadle Park High School, Spokane, Wash.

ACQUIRED: College Free Agent, 2019

NFL YEAR: 4th • **YEAR WITH BRONCOS:** 4th

NFL GAMES PLAYED/STARTED: 4/1



RYPIEN AT A GLANCE:

- A fourth-year quarterback who has appeared in four career regular-season games (1 start) with Denver (2020-21), completing 27-of-42 passes (64.3%) for 295 yards with two touchdowns and four interceptions (61.2 rtg.) in his career.
- Appeared in one game in a reserve role in 2021, logging three offensive snaps.
- Played in three games (1 start) with the Broncos in 2020, completing 27-of-40 passes (67.5%) for 295 yards with two touchdowns and four interceptions (66.1 rtg.).
- Started 49-of-50 games played at Boise State and led the Broncos to a 37-12 record as their starting quarterback during his collegiate career.
- Was named MWC Offensive Player of the Year and earned his third selection to the All-Mountain West first team following his senior season.
- Entered the NFL with Denver as a college free agent on May 2, 2019.

CAREER TRANSACTIONS: Signed by Denver as a college free agent 5/2/19; Waived by Denver 8/31/19; Signed by Denver (practice squad) 9/1/19; Signed by Denver (active roster) 11/1/19; Waived by Denver 11/30/19; Signed by Denver (practice squad) 12/2/19; Signed by Denver (active roster) 12/31/19; Waived by Denver 9/5/20; Signed by Denver (practice squad) 9/6/20; Signed by Denver (active roster) 9/25/20; Waived by Denver 8/31/21; Signed by Denver (practice squad) 9/1/21; Promoted from practice squad to active roster 9/28/21.



2021: Rypien, who was promoted from the practice squad to the active roster on Sept. 28, appeared in one game, logging three offensive snaps... Competed on the team's practice squad for the first three weeks of the season... Made his season debut in Week 17 at LAC (1/2).

2020: Rypien appeared in three games (1 start) with the Broncos, completing 27-of-40 passes (67.5%) for 295 yards with two touchdowns and four interceptions (66.1 rtg.)... Made his NFL debut vs. T.B. (9/27), entering the game in relief and completing 8-of-9 passes (88.9%) for 53 yards with one interception (51.6 rtg.)... Made his first career start, led first career fourth quarter comeback and captured first win as a starter while completing 19-of-31 passes (61.3%) for 242 yards with two touchdowns and three interceptions (67.6 rtg.) in a 37-28 victory at NYJ (10/1).

2019: Rypien, who entered the NFL with Denver as a college free agent, spent the first eight weeks of the season on the team's practice squad before being promoted to the active roster on Nov. 1... Did not play in Games 9-11... Spent the final five weeks on Denver's practice squad.

COLLEGE: Rypien started 49-of-50 games played and led the Broncos to a 37-12 record as their starting quarterback... Completed 1,036-of-1,618 passes (64.0%) for 13,581 yards with 90 touchdowns and 29 interceptions (149.3 rtg.) in addition to adding five touchdowns (3 rushing, 2 receiving)... Finished his career as the Mountain West Conference's all-time leader in passing yards (13,581), completions (1,036), and 300-yard passing games (21)... Named MWC Offensive Player of the Year and earned his third selection to the All-Mountain West first team following his senior season... Ended his final collegiate campaign with personal bests in passing yards (3,705), completions (301), attempts (447), touchdown passes (30) and passer rating (156.0)... Completed 218-of-348 passes (62.6%) for 2,877 yards with 16 touchdowns and six interceptions (143.8 rtg.) during his junior season... Chosen to the MWC first team for the second time in his career... Led the MWC in passing yards (3,646) and was second in touchdown passes (24) on 394 attempts (61.9% / 155.7 rtg.) as a sophomore... Chosen as the MWC Freshman of the Year and was named first-team all-conference after his freshman season... Started 10-of-11 games in 2015, completing 273-of-429 passes (63.6%) for 3,353 yards with 20 touchdowns and eight interceptions (140.9 rtg.).

PERSONAL: Rypien concluded his high school career at Shadle Park High School in Spokane, Wash., as the state's all-time passing leader with 13,044 yards and 134 touchdowns... Named the Washington State Player of the Year as a high school senior by the *Seattle Times*, the *Tacoma News Tribune* and the *Associated Press*... His uncle, former NFL quarterback Mark Rypien, was named Super Bowl XXVI MVP with Washington... Brett Rypien (pronounced: RIP-en) was born on July 9, 1996 in Spokane, Wash.

RYPIEN'S CAREER GAME-WINNING DRIVES IN 4TH QTR. OR OVERTIME (1)

Date	Opponent	Down/Tied	Won	Game-Winning Play	Time Left	Drive/T.O.P.	Rypien's Drive Stats
10/1/20	at N.Y. Jets	28-27	37-28	McManus 53 FG	3:13	9-40/3:15	2-5-38

RYPIEN'S REGULAR SEASON RECORD

Year	Club	PASSING												
		G	S	Att.	Comp.	Pct.	Yds.	Yds./Att.	TD%	Int.	%	LG	Sack/Yds.	Rtg.
2019	Denver	0	0	0	0	0.0	0	—	00.0	0	0	0	0/0	—
2020	Denver	3	1	40	27	67.5	295	7.4	25.0	4	10.0	48†	1/0	66.1
2021	Denver	1	0	0	0	0.0	0	—	0.0	0	0.0	0	0/0	—
CAREER TOTALS		4	1	40	27	67.5	295	7.4	25.0	4	10.0	48†	1/0	66.1

Year	Club	RUSHING					SCORING					
		Att.	Yds.	Avg.	LG	TD	TD	TDr	TDp	TDt	2pt	Pts.
2019	Denver	0	0	0.0	0	0	0	0	0	0	0	0
2020	Denver	5	-5	-1.0	-1	0	2	0	2	0	0	12
CAREER TOTALS		5	-5	-1.0	-1	0	2	0	2	0	0	12


BRETT RYPIEN'S CAREER GAME-BY-GAME

(Victories asterisked)

2019 DENVER (7-9)		PASSING										RUSHING				
Opponent	P/S	Att.	Comp.	Yds.	Pct.	TD	INT	LG	S/Yds.	Rtg.	Att.	Yds.	Avg.	LG	TD	
Games 1-8																
vs. Cle. (11/3)*																
at Min. (11/17)																
at Buf. (11/24)																
WAIVED BY DENVER NOV. 30 / SIGNED BY DENVER (PRACTICE SQUAD) DEC. 2																
Season Totals		0/0	0	0	0	0	0	0	0	0	0	0	0	0	0	

2020 DENVER (5-1)		PASSING								RUSHING						
Opponent	P/S	Att.	Comp.	Yds.	Pct.	TD	INT	LG	S/Yds.	Rtg.	Att.	Yds.	Avg.	LG	TD	
Games 1-2																
vs. T.B. (9/27)	P	9	8	53	88.9	0	1	22	1/0	51.6	0	0	—	—	0	
at NYJ (10/1)*	S	31	19	242	61.3	2	3	48†	0/0	67.6	5	-5	-1.0	-1	0	
at N.E. (10/18)*																
vs. K.C. (10/25)	P	0	0	0	—	0	0	—	0/0	—	0	0	—	—	0	
vs. LAC (11/1)*																
at Atl. (11/8)																
at L.V. (11/15)																
vs. Mia. (11/22)*																
vs. N.O. (11/29)																
at K.C. (12/6)																
at Car. (12/13)*																
vs. Buf. (12/19)																
at LAC (12/27)																
vs. L.V. (1/3)																
Season Totals		3/1	40	27	295	67.5	2	4	48†	1/0	66.1	5	-5	-1.0	-1	0

2021 DENVER (7-10)		PASSING								RUSHING					
Opponent	P/S	Att.	Comp.	Yds.	Pct.	TD	INT	LG	S/Yds.	Rtg.	Att.	Yds.	Avg.	LG	TD
Games 1-3															
Games 4-8															
Games 9-10															
Games 11-14															
Game 15															
at LAC (1/2)	P	0	0	0	—	0	0	—	0/0	—	0	0	0.0	—	0
Game 17															
Season Totals		1/0	0	0	0	—	0	0	0/0	—	0	0	0.0	—	0



ERIC SAUBERT

82

TIGHT END

6-5 • 253 • 5TH YR. • DRAKE

BORN: May 9, 1994, in Chicago

HIGH SCHOOL: Hoffman Estates (Ill.) High School

ACQUIRED: Free Agent, 2021

NFL YEAR: 5th • YEAR WITH BRONCOS: 2nd

NFL GAMES PLAYED/STARTED: 57/9



SAUBERT AT A GLANCE:

- A fifth-year tight end who has played 57 career regular-season games (9 starts) with Atlanta (2017-18), Chicago (2019), Jacksonville (2020) and Denver (2021).
- Recorded 18 catches for 132 yards (7.3 avg.) and a touchdown to go along with seven special-teams tackles during his career.
- Appeared in all 17 games (4 starts) for Denver in 2021, totaling eight receptions for 47 yards (5.9) with one touchdown.
- Appeared in eight games (4 starts) with the Jaguars in 2020, posting three catches for 16 yards (5.3 avg.) and two special-teams stops.
- Saw action in two games with the Bears in 2019, tallying two receptions for 21 yards (10.5 avg.).
- Played 30 games (1 start) with the Falcons (2017-18), registering five catches for 48 yards (9.6 avg.).
- Signed by Denver as a free agent on May 3, 2021.
- Selected by the Falcons in the fifth round (174th overall) of the 2017 NFL Draft.

CAREER TRANSACTIONS: Signed by Atlanta as a draft pick 5/11/17; Traded from Atlanta to New England 8/12/19; Waived by New England 8/31/19; Signed by Oakland (practice squad) 9/2/19; Signed by Chicago (practice squad) 11/30/19; Waived by Chicago 9/16/20; Signed by Jacksonville (practice squad) 9/19/20; Signed by Denver 5/3/21; Re-Signed by Denver 5/4/22.



2021: Saubert, who signed with the Broncos as a free agent on May 3 2021, appeared in all 17 games (4 starts), totaling eight receptions for 47 yards (5.9 avg.) with one touchdown... Made his first start of the season at Pit. (10/10)... Set season highs in catches (3), receiving yards (23) and longest catch (11) vs. L.V. (10/17)... Recorded his first career touchdown on a one-yard catch vs. LAC (11/28).

2020: Saubert appeared in eight games (4 starts) with Jacksonville... Recorded three catches for 16 yards (5.3 avg.) to go along with two special-teams tackles.

2019: Saubert saw action in two games with Chicago... Posted two catches for 21 yards (10.5 avg.).

2018: Saubert played all 16 games (1 start) with Atlanta... Collected five catches for 48 yards (9.6 avg.) in addition to tallying three special-teams stops.

2017: Saubert, who was drafted by the Falcons in the fifth round (174th overall) of the 2017 NFL Draft, played 14 games and recorded one special-teams tackle.

COLLEGE: Saubert saw action in 41 games over four collegiate seasons (2013-16) at Drake University... Recorded 190 catches for 2,253 yards (11.9 avg.) with 21 touchdowns during his collegiate career... Earned his fourth All-PFL (Pioneer Football League) accolade and was named first-team PFL after posting 56 receptions for 776 yards (13.9 avg.) with 10 scores during his senior season... Finished the 2016 campaign with the 19th most touchdowns in the nation (10) while ranking second among tight ends with 70.5 receiving yards per contest.

PERSONAL: Saubert attended Hoffman Estates (Ill.) High School, where he was a two-year football and basketball letter winner... Selected to the Mid-Suburban League all-conference team and the *Daily Herald* all-area team as a senior... Earned a spot on the A-Honor Roll as well as the Outstanding Service Award from Hoffman Estates High School... Eric Saubert (pronounced: saw-BERT) was born on May 9, 1994 in Chicago.

SAUBERT'S REGULAR SEASON RECORD

Year	Club	G	S	No.	RECEIVING				SCORING					
					Yds.	Avg.	LG	TD	TD	TDr	TdP	TDr	2pt	Pts.
2017	Atlanta	14	0	0	0	—	—	0	0	0	0	0	0	0
2018	Atlanta	16	1	5	48	9.6	17	0	0	0	0	0	0	0
2019	Chicago	2	0	2	21	10.5	11	0	0	0	0	0	0	0
2020	Jacksonville	8	4	3	16	5.3	9	0	0	0	0	0	0	0
2021	Denver	17	4	8	47	5.9	11	1	1	0	1	0	0	6
CAREER TOTALS		57	9	18	132	7.3	17	1	1	0	1	0	0	6

ADDITIONAL STATISTICS: Special-teams tackles — 2017 (1), 2018 (3), 2020 (2), 2021 (1), TOTAL (7). Miscellaneous tackles — 2020 (1), 2021 (1), TOTAL (2).

ERIC SAUBERT'S CAREER GAME-BY-GAME

(Victories asterisked)

2017 ATLANTA (10-6)		P/S	RECEIVING					SCORING	
Date	Opponent		No.	Yds.	Avg.	LG	TD	2pt.	Pts.
Sep 10	at Chicago*	P	0	0	—	—	0	0	0
Sep 17	vs. Green Bay*	P	0	0	—	—	0	0	0
Sep 24	at Detroit*	P	0	0	—	—	0	0	0
Oct 1	vs. Buffalo	P	0	0	—	—	0	0	0
Oct 15	vs. Miami	P	0	0	—	—	0	0	0
Oct 22	at New England	P	0	0	—	—	0	0	0
Oct 29	at N.Y. Jets*	P	0	0	—	—	0	0	0
Nov 5	at Carolina	P	0	0	—	—	0	0	0
Nov 12	vs. Dallas*	P	0	0	—	—	0	0	0
Nov 20	at Seattle*	P	0	0	—	—	0	0	0
Nov 26	vs. Tampa Bay*	P	0	0	—	—	0	0	0
Dec 3	vs. Minnesota	P	0	0	—	—	0	0	0
Dec 7	vs. New Orleans*				INACTIVE				
Dec 18	at Tampa Bay*	P	0	0	—	—	0	0	0
Dec 24	at New Orleans				INACTIVE				
Dec 31	vs. Carolina*	P	0	0	—	—	0	0	0
Season Totals		14/0	0	0	—	—	0	0	0

2018 ATLANTA (7-9)		P/S	RECEIVING					SCORING	
Date	Opponent		No.	Yds.	Avg.	LG	TD	2pt.	Pts.
Sep 6	at Philadelphia	P	0	0	—	—	0	0	0
Sep 16	vs. Carolina*	P	0	0	—	—	0	0	0
Sep 23	vs. New Orleans	P	0	0	—	—	0	0	0
Sep 30	vs. Cincinnati	P	0	0	—	—	0	0	0
Oct 7	at Pittsburgh	P	1	8	8.0	8	0	0	0
Oct 14	vs. Tampa Bay*	P	0	0	—	—	0	0	0
Oct 22	vs. N.Y. Giants*	P	1	8	8.0	8	0	0	0
Nov 4	at Washington*	P	0	0	—	—	0	0	0
Nov 11	at Cleveland	P	1	17	17.0	17	0	0	0
Nov 18	vs. Dallas	P	0	0	—	—	0	0	0
Nov 22	at New Orleans	P	0	0	—	—	0	0	0
Dec 2	vs. Baltimore	P	0	0	—	—	0	0	0
Dec 9	at Green Bay	P	2	15	7.5	8	0	0	0
Dec 16	vs. Arizona*	S	0	0	—	—	0	0	0
Dec 23	at Carolina*	P	0	0	—	—	0	0	0
Dec 30	at Tampa Bay*	P	0	0	—	—	0	0	0
Season Totals		16/1	5	48	9.6	17	0	0	0

2019 OAK (7-9) / CHI (8-8)		P/S	RECEIVING					SCORING	
Date	Opponent		No.	Yds.	Avg.	LG	TD	2pt.	Pts.
Games 1-11			PRACTICE SQUAD						
			SIGNED TO CHICAGO'S PRACTICE SQUAD ON NOV. 30						
Games 13-14			PRACTICE SQUAD						
Dec 22	vs. Kansas City	P	1	11	11.0	11	0	0	0
Dec 29	at Minnesota*	P	1	10	10.0	10	0	0	0
Season Totals		2/0	2	21	10.5	11	0	0	0

2020 CHI (8-8) / JAC (1-15)		RECEIVING						SCORING	
Date	Opponent	P/S	No.	Yds.	Avg.	LG	TD	2pt.	Pts.
Sep 13	at Detroit*								
INACTIVE SIGNED TO JACKSONVILLE'S PRACTICE SQUAD ON SEPT. 19									
PRACTICE SQUAD									
Games 2-6									
Oct 25	at L.A. Chargers	P	0	0	—	—	0	0	0
PRACTICE SQUAD									
Games 8-9									
Nov 22	vs. Pittsburgh*	S	1	3	3.0	3	0	0	0
Nov 29	vs. Cleveland	S	0	0	—	—	0	0	0
Dec 6	at Minnesota	P	0	0	—	—	0	0	0
Dec 13	vs. Tennessee	P	1	4	4.0	4	0	0	0
Dec 20	at Baltimore	S	0	0	—	—	0	0	0
Dec 27	vs. Chicago	P	0	0	—	—	0	0	0
Jan 3	at Indianapolis	S	1	9	9.0	9	0	0	0
Season Totals		8/4	3	16	5.3	9	0	0	0

2021 DENVER (7-10)		RECEIVING						SCORING	
Date	Opponent	P/S	No.	Yds.	Avg.	LG	TD	2pt.	Pts.
Sept 12	at N.Y. Giants*	P	1	7	7.0	7	0	0	0
Sept 19	at Jacksonville*	P	1	7	7.0	7	0	0	0
Sept 26	vs. N.Y. Jets*	P	0	0	—	—	0	0	0
Oct 3	vs. Baltimore	P	0	0	—	—	0	0	0
Oct 10	at Pittsburgh	S	0	0	—	—	0	0	0
Oct 17	vs. Las Vegas	S	3	23	7.7	11	0	0	0
Oct 21	at Cleveland	S	1	3	3.0	3	0	0	0
Oct 31	vs. Washington*	P	0	0	—	—	0	0	0
Nov 7	at Dallas*	S	1	6	6.0	6	0	0	0
Nov 14	vs. Philadelphia	P	0	0	—	—	0	0	0
Nov 28	vs. L.A. Chargers*	P	1	1	1.0	1t	1	0	6
Dec 5	at Kansas city	P	0	0	—	—	0	0	0
Dec 12	vs. Detroit*	P	0	0	—	—	0	0	0
Dec 19	vs. Cincinnati	P	0	0	—	—	0	0	0
Dec 26	at Las Vegas	P	0	0	—	—	0	0	0
Jan 2	at L.A. Chargers	P	0	0	—	—	0	0	0
Jan 8	vs. Kansas City	P	0	0	—	—	0	0	0
Season Totals		17/4	8	47	5.9	11	1	0	6



JUSTIN SIMMONS

31

SAFETY



6-2 • 202 • 7TH YR. • BOSTON COLLEGE

BORN: Nov. 19, 1993, in Manassas, Va.

HIGH SCHOOL: Martin County High School, Stuart, Fla.

ACQUIRED: Draft #3 (98th overall), 2016

NFL YEAR: 7th • **YEAR WITH BRONCOS:** 7th

NFL GAMES PLAYED/STARTED: 91/81

SIMMONS AT A GLANCE:

- A seventh-year player who is just the fifth safety in Broncos' history to be named a Pro Bowler (2020) and an All-Pro (second-team, 2019, '21) while with the team.
- Played 91 games (81 starts) during his first six seasons with Denver (2016-21), posting 453 tackles (339 solo), 3.5 sacks (28 yds.), 21 interceptions (352 yds., 1TD), 49 passes defended, one fumble recovery, two blocked field goals, one blocked extra point and 12 special-teams stops.
- Chosen as the Broncos nomination for the Walter Payton NFL Man of the Year Award for three consecutive years (2019-21) while also becoming the first three-time winner of the Darrent Williams Good Guy Award for (2017, '19-20) as voted on by the team's local media.
- Selected as the inaugural winner of the Demaryius Thomas Team MVP Award, as voted on by the Denver Chapter of the Pro Football Writers of America.
- Ranks fifth in Broncos' history among safeties with 21 career interceptions and joins Steve Foley as the only Broncos safeties to accumulate multiple interceptions in each their first six seasons since the 1970 AFL/NFL merger.
- Posted at least four interceptions in each of the last three seasons (2019-21), joining Patriots CB J.C. Jackson as the only NFL players to accomplish that feat.

31's TROPHY CASE

All-Pro (Second Team)	2019, '21
Pro Bowl (1)	2020

- Recognized as one of two active defensive backs (Kevin Byard, Ten.) to record totals of least 400 tackles and 20 interceptions since 2016.
- Tabbed as the only defender to play 100% of his team's defensive snaps from 2018-20, logging 3,211 consecutive plays in that span.
- Started all 17 games played in 2021, totaling 80 tackles (60 solo), 1.5 sacks (13 yds.), five interceptions (76 yds.) and 12 passes defended
- Totaled career highs in interceptions (5) and interception return yards (90) to go along with 96 tackles (77 solo), nine passes defended and one fumble recovery in 2020.
- Became the 13th safety since 1991 to record at least 90 tackles (93), four interceptions and 15 passes defended in a single season in 2019.
- Registered a career-high 98 tackles (71 solo), three interceptions (8 yds.) and four passes defended in 16 games played (all starts) in 2018.
- Started all 13 games played during his second NFL season in 2017, totaling 63 tackles (46 solo), one sack (6 yds.), two interceptions (65 yds., TD) and five passes defended.
- Played 13 games (3 starts) during his rookie season in 2016, recording 24 tackles (20 solo), one sack (9 yds.), two interceptions (83 yds.), and four passes defended.
- Opened 32-of-50 career games at Boston College, posting 229 tackles (165 solo), eight interceptions (50 yds.), 22 passes defended, four forced fumbles, four fumble recoveries and one sack (15 yds.).
- Attended Martin County High School in Stuart, Fla., earning All-Area Defensive Player of the Year honors in addition to being named second-team All-Florida.
- Selected by the Broncos in the third round (98th overall) of the 2016 NFL Draft.

CAREER TRANSACTIONS: Signed by Denver as a draft choice 5/13/16.



2021: Simmons started all 17 games played, totaling 80 tackles (60 solo), 1.5 sacks (13 yds.), five interceptions (76 yds.) and 12 passes defended... Tied for the team lead in tackles and recorded six solo defensive stops at NYG (9/12)... Registered his 17th career interception (35 yds.) and added two tackles (1 solo) and one pass defended vs. NYJ (9/26)... Recorded his 12th career game with multiple passes defended (2) and added a season-high eight tackles (6 solo) vs. Bal. (10/3)... Tied for the team lead in tackles, posting eight defensive stops (5 solo) at Pit. (10/10)... Totaled five tackles (3 solo) and one pass defended at Cle. (10/21)... Registered his first career multi-interception game, recording two interceptions (24 yds.) to go along with two passes defended and seven solo tackles vs. Was. (10/31)... Collected two passes defended for the second consecutive game and added two solo tackles at Dal. (11/7)... Recorded six tackles (4 solo) and tallied his 20th career interception (17 yds.) vs. Phi. (11/14)... Tied season high with eight tackles (7 solo) and added two passes defended vs. LAC (11/28)... Recorded one pass defended and had six tackles (5 solo) vs. Det. (12/12)... Tallied a career-high 1.5 sacks (13 yds.) and collected four tackles (2 solo) vs. Cin. (12/19).

2020: Simmons, who started all 16 games for the third consecutive season, set career highs in interceptions (5) and interception return yards (90) to go with 96 tackles (77 solo), nine passes defended and a fumble recovery... Tied for fourth (Quandre Diggs, Sea.; Harrison Smith, Min.) among all defensive backs with five interceptions in 2020... Collected eight tackles (7 solo), two passes defended and an interception (37 yds.) at Pit. (9/20)... Added eight tackles (7 solo) vs. T.B. (9/27)... Collected his first career fumble recovery and added eight tackles (all solo) at N.E. (10/18)... Nabbed his second interception of the season (46 yds.) and added five tackles (4 solo) and a pass defended vs. LAC (11/1)... Posted his third interception of the campaign and added five tackles (4 solo) and two passes defended at Atl. (11/8)... Registered a season-high nine tackles (5 solo) at L.V. (11/15)... Led the team in tackles with seven stops (6 solo), had two passes defended and registered

SIMMONS AN EVERY-SNAP PLAYER

NFL DEFENDERS, PCT. OF DEFENSIVE SNAPS PLAYED, 2018-2020

Player (Tm.)	Pct. of Team Snaps	Snaps
1. Justin Simmons (Den.)	100.0%	3,211
2. Kevin Byard (Ten.)	99.1%	3,230
3. Jesse Bates (Cin.)	98.9%	3,213
4. Kyle Fuller (Den.)	98.3%	3,128
5. Malcolm Jenkins (N.O. / Phi.)	97.8%	3,077

NFL DEFENDERS, PCT. OF DEFENSIVE SNAPS PLAYED, 2020

Player (Tm.)	Pct. of Team Snaps	Snaps
1. Justin Simmons (Den.)	100.0%	1,085
Anthony Harris (Min.)	100.0%	1,067
Vonn Bell (Cin.)	100.0%	1,057
John Johnson (LAR)	100.0%	1,023
5. Marcus Maye (NYJ)	99.9%	1,136

*- Snap counts according to Sport Radar 360 (inc. plays with penalties)

SIMMONS AN ALL-PRO & PRO BOWL SAFETY

BRONCOS SAFETIES NAMED A PRO BOWLER AND ALL PRO W/ TEAM

Player	Pro Bowls	All-Pro Honors	Years w/ Denver
1. Steve Atwater	8	3	1989-98
2. Dennis Smith	6	1	1981-94
3. Billy Thompson	3	1	1969-81
4. Brian Dawkins	2	1	2009-11
5. Justin Simmons	1	2	2016-pres.

his 15th career interception vs. Mia (11/22)... Tied for the team lead in tackles and had seven defensive stops (all solo) at Car. (12/13)... Posted two passes defended and tallied his 16th career interception vs. L.V. (1/3), surpassing former Bronco Deltha O'Neal for the second-most interceptions by a player through his first five seasons with the team.

2019: Simmons was named second-team All-Pro by the *Associated Press* after posting 93 tackles (65 solo), four interceptions (30 yds.) and 15 passes defended... Tied for second on the team in tackles... Became the 13th safety since 1991 to record at least 90 tackles, four interceptions and 15 passes defended... Was one of five defensive players to play 100 percent (1,049 snaps) of their team's defensive snaps... Totaled nine tackles (8 solo) and two passes defended vs. Chi. (9/15)... Collected seven tackles (4 solo) and two passes defended against Jac. (9/29)... Registered four tackles (2 solo), one interception (17 yds.) and one pass defended at LAC (10/6)... Picked off QB Marcus Mariota (5 yds.) and added four solo tackles vs. Ten. (10/13)... Tallied eight tackles (7 solo) and two passes defended vs. K.C. (10/17)... Recorded seven tackles (5 solo) and one pass defended at Ind. (10/27)... Collected eight tackles (6 solo) vs. Cle. (11/3)... Notched eight tackles (7 solo), one pass defended and one interception (8 yds.) at Buf. (11/24)... Made six tackles (2 solo) and recorded three passes defended at Hou. (12/8)... Tallied eight tackles (6 solo) and one interception at K.C. (12/15)... Posted four tackles (2 solo) and one pass defended vs. Oak. (12/29).

2018: Simmons started all 16 games and ranked second on the team with 97 tackles (71 solo) to go along with three interceptions and four passes defended... Was one of three players in the NFL to start 100 percent of his team's defensive snaps... Intercepted QB Russell Wilson in addition to posting four tackles (3 solo) vs. Sea. (9/9)... Led the team with nine tackles (8 solo) vs. Oak. (9/16)... Blocked a field goal and made five solo tackles at Bal. (9/23)... Paced the team with eight tackles (7 solo) vs. K.C. (10/1)... Led the team with seven tackles (4 solo) at NYJ (10/7)... Intercepted QB Patrick Mahomes in addition to posting five tackles (4 solo) at K.C. (10/28)... Tied for the team lead with 10 tackles (5 solo) and added one pass defended at LAC (11/18)... Blocked one field goal and posted eight tackles (6 solo) vs. Pit. (11/25)... Intercepted QB Jeff Driskel (8 yds.) in addition to making nine tackles (7 solo) at Cin. (12/2)... Led the team with seven tackles (4 solo) vs. Cle. (12/15).

2017: Simmons opened all 13 games played before suffering a season-ending ankle injury in Week 14... Finished with 63 tackles (46 solo), one sack (6 yds.), two interceptions (65 yds., TD) and five passes defended... Recorded six tackles apiece vs. LAC (9/11) and vs. Dal. (9/17)... Intercepted QB EJ Manuel to seal Denver's victory vs. Oak (10/1)... Led the team with a career-high 11 tackles (all solo) and posted two passes defended vs. NYG (10/15)... Tallied two solo tackles and a career-high four special-teams stops at Phi. (11/5)... Tied for the team lead with 10 tackles (6 solo) and sacked QB Tom Brady (6 yds.) vs. N.E. (11/12)... Intercepted QB Jay Cutler and returned it 65 yards for a touchdown in addition to finishing with five tackles (3 solo) and two special-teams stops at Mia. (12/3).

2016: Selected by the Broncos in the third round (98th overall) of the 2016 NFL Draft, Simmons played 13 games (3 starts) and recorded 24 tackles (20 solo), one sack (9 yds.), two interceptions (83 yds.), four passes defended, one blocked extra point and five special-teams stops... Posted one solo tackle in his NFL debut vs. Car. (9/8)... Blocked an extra point with 1:22 remaining at N.O. (11/13) that was returned for the game-winning defensive two-point conversion... Earned AFC Special Teams Player of the Week recognition for his contributions... Made his first career start and finished with two tackles (1 solo) vs. N.E. (12/18).

COLLEGE: Simmons opened 32-of-50 games at Boston College, racking up 229 tackles (165 solo), eight interceptions (50 yds.), 22 passes defended, four forced fumbles, four fumble recoveries and one sack (15 yds.)... Started all 12 games at safety for the nation's top-ranked defense (254.3 ypg.) as a senior... Finished with 67 tackles (49 solo), five interceptions (28 yds.), seven passes defended, two forced fumbles and three fumble recoveries, earning All-Atlantic Coast Conference second team honors... Opened all 13 games in his junior campaign, starting the first seven contests at safety before moving to cornerback for the final six games... Led the team with 76 tackles (63 solo) and added two interceptions (20 yds.), seven passes defended and one sack (15 yds.)... Saw action in all 13 games as a sophomore, recording 34 tackles (22 solo), three passes defended and one fumble recovery... Appeared in all 12 games as a true-freshman, starting six contests at safety and one at cornerback.

SIMMONS AMONG THE GREAT BRONCOS SAFETIES

MOST CAREER INTERCEPTIONS BY A BRONCOS SAFETY. ALL-TIME

Player	Years	INTs
1. Tyrone Braxton	1987-99	34
2. Mike Harden	1980-88	33
3. Dennis Smith	1981-94	30
4. Steve Atwater	1989-98	24
5. Justin Simmons	2016-pres.	21

PERSONAL: Simmons attended Martin County High School in Stuart, Fla., where he earned All-Area Defensive Player of the Year honors from *Scripps Treasure Coast Newspapers*... Majored in communications at Boston College and was presented with the Jay McGillis Memorial Scholarship... Selected as the Broncos 2019 and '20 Walter Payton Man of the Year... Selected as Pop Warner's 2021 Inspiration to the Youth Award winner... Chosen as a Broncos Community Ambassador Award winner in 2017 after making 16 community visits, highlighted by his work with children from the Boys & Girls Clubs of Metro Denver... Justin Simmons was born on Nov. 19, 1993 in Manassas, Va.

SIMMONS' REGULAR SEASON RECORD

Year	Club	G	S	UT	A	TT	S-Yds.	I-Yds.	PD	FF	FR	TD-Int.	TD-FR	S	Pts.
2016	Denver	13	3	20	4	24	1-9	2-83	4	0	0	0	0	0	0
2017	Denver	13	13	46	17	63	1-6	2-65	5	0	0	1	0	0	6
2018	Denver	16	16	71	26	97	0-0	3-8	4	0	0	0	0	0	0
2019	Denver	16	16	65	28	93	0-0	4-30	15	0	0	0	0	0	0
2020	Denver	16	16	77	19	96	0-0	5-90	9	0	1	0	0	0	0
2021	Denver	17	17	60	20	80	1.5-13	5-76	12	0	0	0	0	0	0
CAREER TOTALS		91	81	339	114	453	3.5-28	21-352	49	0	1	1	0	0	6

ADDITIONAL STATISTICS: Special-teams tackles — 2016 (6), 2017 (6), TOTAL (12). Blocked an extra point at N.O., 11/13/16. Blocked a field goal at Bal., 9/23/18. Blocked a field goal vs. Pit., 11/25/18.

SIMMONS' SINGLE-GAME HIGHS

(Postseason in parentheses)

Tackles — 11, vs. New York Giants, 10/15/17 (none). **Sacks** — 1.5, vs. Cincinnati, 12/19/21 (none). **Sack yards** — 13, vs. Cincinnati, 12/19/21 (none). **Interceptions** — 2, vs. Washington, 10/31/21 (none). **Interception return yards** — 65t, at Miami, 12/3/17 (none). **Passes Defended** — 3, at Houston, 12/8/19 (none). **Fumble Recoveries** — 1, at New England, 10/18/20 (none). **Special-teams tackles** — 4, at Philadelphia, 11/5/17 (none).

SIMMONS' INTERCEPTIONS BY QUARTERBACK (21)

Quarterback	Interceptions	Quarterback	Interceptions
Patrick Mahomes	2	Marcus Mariota	1
Taylor Heinicke	2	Josh Allen	1
Alex Smith	1	Ben Roethlisberger	1
Connor Cook	1	Justin Herbert	1
EJ Manuel	1	Matt Ryan	1
Jay Cutler	1	Ryan Fitzpatrick	1
Russell Wilson	1	Derek Carr	1
Jeff Driskel	1	Zach Wilson	1
Philip Rivers	1	Jalen Hurts	1
Jared Goff	1		

JUSTIN SIMMONS' CAREER GAME-BY-GAME

(Victories asterisked)

2016 DENVER (9-7)		TACKLES									
Date	Opponent	P/S	UT	A	TT	S-Yds.	I-Yds.	PD	FF	FR	
Sept 8	vs. Carolina*	P	1	0	1	0-0	0-0	0	0	0	
Sept 18	vs. Indianapolis*	P	4	0	4	0-0	0-0	0	0	0	
Sept 25	at Cincinnati*			INACTIVE							
Oct 2	at Tampa Bay*	P	0	0	0	0-0	0-0	0	0	0	
Oct 9	vs. Atlanta			INACTIVE							
Oct 13	at San Diego			INACTIVE							
Oct 24	vs. Houston*	P	1	0	1	0-0	0-0	0	0	0	
Oct 30	vs. San Diego*	P	1	0	1	1-9	0-0	0	0	0	
Nov 6	at Oakland	P	0	1	1	0-0	0-0	0	0	0	
Nov 13	at New Orleans*	P	1	1	2	0-0	0-0	0	0	0	
Nov 27	vs. Kansas City	P	2	0	2	0-0	0-0	1	0	0	
Dec 4	at Jacksonville*	P	2	0	2	0-0	0-0	0	0	0	
Dec 11	at Tennessee	P	2	0	2	0-0	0-0	0	0	0	
Dec 18	vs. New England	S	1	1	2	0-0	0-0	0	0	0	
Dec 25	at Kansas City	S	4	1	5	0-0	1-38	2	0	0	
Jan 1	vs. Oakland*	S	1	0	1	0-0	1-45	1	0	0	
Season Totals		13/3	20	4	24	1-9	2-83	4	0	0	
2017 DENVER (5-11)		TACKLES									
Date	Opponent	P/S	UT	A	TT	S-Yds.	I-Yds.	PD	FF	FR	
Sept 11	vs. L.A. Chargers*	S	3	3	6	0-0	0-0	0	0	0	
Sept 17	vs. Dallas*	S	4	2	6	0-0	0-0	0	0	0	
Sept 24	at Buffalo	S	4	1	5	0-0	0-0	0	0	0	
Oct 1	vs. Oakland*	S	1	0	1	0-0	1-0	2	0	0	
Oct 15	vs. N.Y. Giants	S	11	0	11	0-0	0-0	2	0	0	
Oct 22	at L.A. Chargers	S	1	1	2	0-0	0-0	0	0	0	
Oct 30	at Kansas City	S	3	2	5	0-0	0-0	0	0	0	
Nov 5	at Philadelphia	S	2	0	2	0-0	0-0	0	0	0	
Nov 12	vs. New England	S	6	4	10	1-6	0-0	0	0	0	
Nov 19	vs. Cincinnati	S	5	0	5	0-0	0-0	0	0	0	
Nov 26	at Oakland	S	3	2	5	0-0	0-0	0	0	0	
Dec 3	at Miami	S	3	2	5	0-0	1-65	1	0	0	
Dec 10	vs. N.Y. Jets*	S	0	0	0	0-0	0-0	0	0	0	
PLACED ON INJURED RESERVE ON DEC. 13											
Season Totals		13/13	46	17	63	1-6	2-65	5	0	0	

2018 DENVER (6-10)											
TACKLES											
Date	Opponent	P/S	UT	A	TT	S-Yds.	I-Yds.	PD	FF	FR	
Sept 9	vs. Seattle*	S	3	1	4	0-0	1-0	1	0	0	
Sept 16	vs. Oakland*	S	7	2	9	0-0	0-0	0	0	0	
Sept 23	at Baltimore	S	5	0	5	0-0	0-0	0	0	0	
Oct 1	vs. Kansas City	S	7	1	8	0-0	0-0	0	0	0	
Oct 7	at N.Y. Jets	S	4	3	7	0-0	0-0	0	0	0	
Oct 14	vs. L.A. Rams	S	3	1	4	0-0	0-0	0	0	0	
Oct 18	at Arizona*	S	6	1	7	0-0	0-0	0	0	0	
Oct 28	at Kansas City	S	4	1	5	0-0	1-0	1	0	0	
Nov 4	vs. Houston	S	1	0	1	0-0	0-0	0	0	0	
Nov 18	at L.A. Chargers*	S	5	5	10	0-0	0-0	1	0	0	
Nov 25	vs. Pittsburgh*	S	7	2	9	0-0	0-0	0	0	0	
Dec 2	at Cincinnati*	S	7	2	9	0-0	1-8	1	0	0	
Dec 9	at San Francisco	S	5	1	6	0-0	0-0	0	0	0	
Dec 15	vs. Cleveland	S	4	3	7	0-0	0-0	0	0	0	
Dec 24	at Oakland	S	2	1	3	0-0	0-0	0	0	0	
Dec 30	vs. L.A. Chargers	S	0	3	3	0-0	0-0	0	0	0	
Season Totals			16/16	71	26	97	0-0	3-8	4	0	0

2019 DENVER (7-9)											
TACKLES											
Date	Opponent	P/S	UT	A	TT	S-Yds.	I-Yds.	PD	FF	FR	
Sept 9	at Oakland	S	1	2	3	0-0	0-0	0	0	0	
Sept 15	vs. Chicago	S	8	1	9	0-0	0-0	2	0	0	
Sept 22	at Green Bay	S	2	1	3	0-0	0-0	0	0	0	
Sept 29	vs. Jacksonville	S	4	3	7	0-0	0-0	2	0	0	
Oct 6	at L.A. Chargers*	S	2	2	4	0-0	1-17	1	0	0	
Oct 13	vs. Tennessee*	S	4	0	4	0-0	1-5	1	0	0	
Oct 17	vs. Kansas City	S	7	1	8	0-0	0-0	2	0	0	
Oct 27	at Indianapolis	S	5	2	7	0-0	0-0	1	0	0	
Nov 3	vs. Cleveland*	S	6	2	8	0-0	0-0	0	0	0	
Nov 17	at Minnesota	S	3	1	4	0-0	0-0	0	0	0	
Nov 24	at Buffalo	S	7	1	8	0-0	1-8	1	0	0	
Dec 1	vs. L.A. Chargers*	S	2	3	5	0-0	0-0	0	0	0	
Dec 8	at Houston*	S	2	4	6	0-0	0-0	3	0	0	
Dec 15	at Kansas City	S	6	2	8	0-0	1-0	1	0	0	
Dec 22	vs. Detroit*	S	4	1	5	0-0	0-0	0	0	0	
Dec 29	vs. Oakland*	S	2	2	4	0-0	0-0	1	0	0	
Season Totals			16/16	65	28	93	0-0	4-30	15	0	0

2020 DENVER (5-11)											
TACKLES											
Date	Opponent	P/S	UT	A	TT	S-Yds.	I-Yds.	PD	FF	FR	
Sept 14	vs. Tennessee	S	4	2	6	0-0	0-0	0	0	0	
Sept 20	at Pittsburgh	S	7	1	8	0-0	1-37	2	0	0	
Sept 27	vs. Tampa Bay	S	7	1	8	0-0	0-0	0	0	0	
Oct 1	at N.Y. Jets*	S	5	0	5	0-0	0-0	0	0	0	
Oct 8	at New England*	S	8	0	8	0-0	0-0	0	0	1	
Oct 25	vs. Kansas City	S	3	1	4	0-0	0-0	0	0	0	
Nov 1	vs. L.A. Chargers*	S	4	1	5	0-0	1-46	1	0	0	
Nov 8	at Atlanta	S	4	1	5	0-0	1-0	2	0	0	
Nov 15	at Las Vegas	S	5	4	9	0-0	0-0	0	0	0	
Nov 22	vs. Miami*	S	6	1	7	0-0	1-0	2	0	0	
Nov 29	vs. New Orleans	S	2	1	3	0-0	0-0	0	0	0	
Dec 6	at Kansas City	S	5	3	8	0-0	0-0	0	0	0	
Dec 13	at Carolina*	S	7	0	7	0-0	0-0	0	0	0	
Dec 19	vs. Buffalo	S	5	1	6	0-0	0-0	0	0	0	
Dec 27	at L.A. Chargers	S	3	1	4	0-0	0-0	0	0	0	
Jan 3	vs. Las Vegas	S	2	1	3	0-0	1-7	2	0	0	
Season Totals			16/16	77	19	96	0-0	5-90	9	0	1

2021 DENVER (7-10)											
TACKLES											
Date	Opponent	P/S	UT	A	TT	S-Yds.	I-Yds.	PD	FF	FR	
Sept 12	at N.Y. Giants*	S	6	0	6	0-0	0-0	0	0	0	
Sept 19	at Jacksonville*	S	0	1	1	0-0	0-0	0	0	0	
Sept 26	vs. N.Y. Jets*	S	1	1	2	0-0	1-35	1	0	0	
Oct 3	vs. Baltimore	S	6	2	8	0-0	0-0	2	0	0	
Oct 10	at Pittsburgh	S	5	3	8	0-0	0-0	0	0	0	
Oct 17	vs. Las Vegas	S	1	2	3	0-0	0-0	0	0	0	
Oct 21	at Cleveland	S	3	2	5	0-0	0-0	1	0	0	
Oct 31	vs. Washington*	S	7	0	7	0-0	2-24	2	0	0	
Nov 7	at Dallas*	S	2	0	2	0-0	0-0	2	0	0	
Nov 14	vs. Philadelphia	S	4	2	6	0-0	1-17	1	0	0	
Nov 28	vs. L.A. Chargers*	S	7	1	8	0-0	0-0	2	0	0	
Dec 5	at Kansas City	S	2	0	2	0-0	0-0	0	0	0	
Dec 12	vs. Detroit*	S	5	1	6	0-0	1-0	1	0	0	
Dec 19	vs. Cincinnati	S	2	2	4	1.5-13	0-0	0	0	0	
Dec 26	at Las Vegas	S	4	1	5	0-0	0-0	0	0	0	
Jan 2	at L.A. Chargers	S	2	2	4	0-0	0-0	0	0	0	
Jan 8	vs. Kansas City	S	3	0	3	0-0	0-0	0	0	0	
Season Totals			17/17	60	20	80	1.5-13	5-76	12	0	0

**ALEX SINGLETON****49****INSIDE LINEBACKER****6-2 • 240 • 4TH YR. • MONTANA STATE****BORN:** Dec. 7, 1993, in Thousand Oaks, Calif.**HIGH SCHOOL:** Thousand Oaks (Calif.) High School**ACQUIRED:** Unrestricted Free Agent (Phi.), 2022**NFL YEAR:** 4th • **YEAR WITH BRONCOS:** 1st**NFL GAMES PLAYED/STARTED:** 42/19 • **POSTSEASON GP/GS:** 2/1**SINGLETON AT A GLANCE:**

- A fourth-year inside linebacker from Montana State University who has appeared in 42 career regular-season games (19 starts) and two postseason contests (1 start) with Philadelphia from 2019-21.
- Registered 244 tackles (148 solo), two sacks (8 yds.), two interceptions (59 yds., 2 TDs), five passes defended, one forced fumble and three fumble recoveries during his career.
- Led the Eagles in tackles in each of the previous two seasons (2020-21).
- Tallied career-high 130 tackles (76 solo), one interception (29 yds., 1 TD), four passes defended, one forced fumble and one fumble recovery in 16 games played (8 starts) with Philadelphia in 2021.
- Started 11-of-16 games played in 2020, tallying 114 tackles (72 solo), two sacks (8 yds.), one interception (30 yds., 1 TD), one pass defended and two fumble recoveries.
- Played three seasons (2016-18) with the CFL's Calgary Stampeders, amassing 311 tackles, four sacks, one interception, six forced fumbles and 17 special-teams tackles in 54 career games played.
- Appeared in 38 games over four seasons (2011-14) at Montana State, recording 275 tackles (173 solo), 4.5 sacks (18 yds.), five interceptions (31 yds., 1 TD), nine passes defended and three forced fumbles.
- Signed by the Broncos as an unrestricted free agent on March 20, 2022.
- Entered the NFL with Seattle as a college free agent on May 2, 2015.

CAREER TRANSACTIONS: Signed by Seattle as a college free agent 5/2/15; Waived by Seattle 8/5/15; Signed by Seattle 8/14/15; Waived by Seattle 9/5/15; Signed by New England (practice squad) 9/9/15; Released from New England's practice squad 9/16/15; Signed by Seattle (practice squad) 11/26/15; Released from Seattle's practice squad 12/15/15; Signed by Minnesota (practice squad) 12/22/15; Signed by Minnesota 1/11/16; Waived by Minnesota 4/13/16; Signed by Philadelphia 2/6/19; Waived by Philadelphia 8/30/19; Signed by Philadelphia (practice squad) 9/1/19; Re-signed by Philadelphia 3/25/21; Signed by Denver 3/20/22.



2021: Singleton led the Eagles in tackles for the second consecutive year, totaling a career-high 130 tackles (76 solo) to go along with one interception (29 yds., 1 TD), four passes defended, one forced fumble and one fumble recovery in 16 games (8 starts) played... Finished the season ranked tied for 10th in tackles among NFC linebackers... Recorded 11 tackles (5 solo) vs. S.F. (9/19)... Nabbed second consecutive double-digit tackle performance, posting 10 tackles (5 solo) at Dal. (9/27)... Tallied 13 tackles (9 solo) at Car. (10/10)... Tied regular-season career high with 15 tackles (8 solo) and added one pass defended vs. T.B. (10/14)... Had one fumble recovery, three tackles (2 solo) and career-high three special-teams stops vs. LAC (11/7)... Totaled seven tackles (4 solo) and one pass defended vs. N.O. (11/21)... Collected one pass defended in his second consecutive game and had 11 tackles (7 solo) at NYG (11/28)... Forced his first career fumble and accumulated eight tackles (4 solo) vs. Was. (12/21)... Totaled his second career interception return for touchdown (29 yds.) and added 11 tackles (9 solo), one pass defended and one special-teams stop vs. NYG (12/26)... Registered a career-high 16 tackles (10 solo), one sack (4 yds.) and four tackles for loss in the Eagles' Wild Card Game at T.B. (1/16).

2020: Singleton, who led the Eagles in tackles, tallied 114 tackles (72 solo), two sacks (8 yds.), one interception (30 yds., 1 TD), one pass defended and career-high two fumble recoveries in 16 games (11 starts) played... Amassed his first career interception, returning it 30 yards for a touchdown and added two solo tackles and one pass defended at S.F. (10/11)... Set regular-season career high with 15 tackles (8 solo) at NYG (11/22)... Nabbed his first career fumble recovery and added 11 tackles (8 solo) and one sack at Cle. (11/15)... Recorded 11 tackles in three consecutive weeks (Weeks 13-15) and collected his second career fumble recovery at Ari. (12/20)... Registered 14 tackles (8 solo) and one sack (8 yds.) in the season finale vs. Was. (1/3).

2019: Singleton appeared in 10 games, logging 198 special-teams snaps and five special-teams tackles... Made his NFL debut in Week 7 at Dal. (10/20) after spending the first six weeks on the team's practice squad...

Appeared in the Eagles' Wild Card Game vs. Sea. (1/5).

CANADIAN FOOTBALL LEAGUE: Singleton played three seasons (2016-18) with the CFL's Calgary Stampeders after being selected by the team with the sixth overall pick in 2016 CFL Draft... Amassed 311 tackles, four sacks, one interception, six forced fumbles and 17 special-teams tackles in 54 career games played.

2015: Singleton, who was signed by Seattle as a college free agent on May 2, competed with the Seahawks in training camp and was part of the Patriots, Seahawks and Vikings practice squads that season.

COLLEGE: Singleton appeared in 38 career games over four seasons at Montana State (2011-14), totaling 275 tackles (173 solo), 4.5 sacks (18 yds.), five interceptions (31 yds., 1 TD), nine passes defended and three forced fumbles... Entered the 2014 season on the CFP National Watch List as one of the top players in the FCS at his position.

PERSONAL: Singleton prepped at Thousand Oaks (Calif.) High School, where he received all-conference and all-county honors... Named to the All-CIF (California Interscholastic Federation) Northern Division team and earned defensive MVP honors... Started the "Tackling Inclusive" initiative in 2020 which raised money for Special Olympics Pennsylvania programs... Alex Singleton was born on Dec. 7, 1993, in Thousand Oaks, Calif.

SINGLETON'S REGULAR SEASON RECORD

Year	Club	G	S	UT	A	TT	S-Yds.	I-Yds.	PD	FF	FR	TD-Int.	TD-FR	S	Pts.
2019	Philadelphia	10	0	0	0	0	0-0	0-0	0	0	0	0	0	0	0
2020	Philadelphia	16	11	72	42	114	2-8	1-30	1	0	2	1	0	0	6
2021	Philadelphia	16	8	76	54	130	0-0	1-29	4	1	1	1	0	0	6
CAREER TOTALS		42	19	148	96	244	2-8	2-59	5	1	3	2	0	0	12

ADDITIONAL STATISTICS: Special-teams tackles — 2019 (5), 2020 (6), 2021 (7), TOTAL (18).

SINGLETON'S POSTSEASON RECORD

Year	Club	G	S	UT	A	TT	S-Yds.	I-Yds.	PD	FF	FR	TD-Int.	TD-FR	S	Pts.
2019	Philadelphia	1	0	0	0	0	0-0	0-0	0	0	0	0	0	0	0
2021	Philadelphia	1	1	10	6	16	1-4	0-0	0	0	0	0	0	0	0
CAREER TOTALS		2	1	10	6	16	1-4	0-0	0	0	0	0	0	0	0

SINGLETON'S SINGLE GAME HIGHS

(Postseason in parentheses)

Tackles — 15, twice, last: vs. Tampa Bay, 10/14/21 (16, at Tampa Bay, 1/16/22). **Sacks** — 1, twice: last: vs. Washington, 1/3/21 (1, at Tampa Bay, 1/16/22). **Sack yards** — 8, vs. Washington, 1/3/21 (4, at Tampa Bay, 1/16/22). **Interceptions** — 1, twice, last: vs. N.Y. Giants, 12/26/21 (none). **Interception yards** — 30, at San Francisco, 10/4/20 (none). **Interceptions TDs** — 1, twice, last: vs. N.Y. Giants, 12/26/21 (none). **Pass defended** — 1, 5x, last: vs. N.Y. Giants 12/26/21 (none). **Forced fumbles** — 1, vs. Washington, 12/21/21 (none). **Fumble Recoveries** — 1, 3x, last: vs. L.A. Chargers, 11/7/21 (none).

ALEX SINGLETON'S CAREER GAME-BY-GAME


(Victories asterisked)

2019 PHILADELPHIA (9-7)		TACKLES													
Date	Opponent	P/S	UT	A	TT	S-Yds.	I-Yds.	PD	FF	FR					
Games 1-6													PRACTICE SQUAD		
Oct 20	at Dallas	P	0	0	0	0-0	0-0	0	0	0					
Oct 27	at Buffalo*	P	0	0	0	0-0	0-0	0	0	0					
Nov 3	vs. Chicago*	P	0	0	0	0-0	0-0	0	0	0					
Nov 17	vs. New England	P	0	0	0	0-0	0-0	0	0	0					
Nov 24	vs. Seattle	P	0	0	0	0-0	0-0	0	0	0					
Dec 1	at Miami	P	0	0	0	0-0	0-0	0	0	0					
Dec 9	vs. N.Y. Giants*	P	0	0	0	0-0	0-0	0	0	0					
Dec 15	at Washington*	P	0	0	0	0-0	0-0	0	0	0					
Dec 22	vs. Dallas*	P	0	0	0	0-0	0-0	0	0	0					
Dec 29	at N.Y. Giants*	P	0	0	0	0-0	0-0	0	0	0					
Season Totals		10/0	0	0	0	0-0	0-0	0	0	0					
Jan 5	vs. Seattle§	P	0	0	0	0-0	0-0	0	0	0					
Postseason Totals		1/0	0	0	0	0-0	0-0	0	0	0					
§NFC Wild Card Game															

2020 PHILADELPHIA (4-11-1)		TACKLES													
Date	Opponent	P/S	UT	A	TT	S-Yds.	I-Yds.	PD	FF	FR					
Sept 13	at Washington	P	0	0	0	0-0	0-0	0	0	0					
Sept 20	vs. L.A. Rams	P	0	0	0	0-0	0-0	0	0	0					
Sept 27	vs. Cincinnati	P	0	1	1	0-0	0-0	0	0	0					
Oct 4	at San Francisco*	P	2	0	2	0-0	1-30	1	0	0					
Oct 11	at Pittsburgh	P	3	1	4	0-0	0-0	0	0	0					
Oct 18	vs. Baltimore	S	4	5	9	0-0	0-0	0	0	0					
Oct 22	vs. N.Y. Giants*	S	5	0	5	0-0	0-0	0	0	0					
Nov 1	vs. Dallas*	S	4	3	7	0-0	0-0	0	0	0					
Nov 15	at N.Y. Giants	S	8	7	15	0-0	0-0	0	0	0					
Nov 22	at Cleveland	S	8	3	11	1-0	0-0	0	0	1					
Nov 30	vs. Seattle	S	3	2	5	0-0	0-0	0	0	0					
Dec 6	at Green Bay	S	7	4	11	0-0	0-0	0	0	0					
Dec 13	vs. New Orleans*	S	8	3	11	0-0	0-0	0	0	0					
Dec 20	at Arizona	S	7	4	11	0-0	0-0	0	0	1					
Dec 27	at Dallas	S	5	3	8	0-0	0-0	0	0	0					
Jan 3	vs. Washington	S	8	6	14	1-8	0-0	0	0	0					
Season Totals		16/11	72	42	114	2-8	1-30	1	0	2					
158															

2021 PHILADELPHIA (9-8)		TACKLES									
Date	Opponent	P/S	UT	A	TT	S-Yds.	I-Yds.	PD	FF	FR	
Sept 12	at Atlanta*	P	2	5	7	0-0	0-0	0	0	0	
Sept 19	vs. San Francisco	S	5	6	11	0-0	0-0	0	0	0	
Sept 27	at Dallas	S	5	5	10	0-0	0-0	0	0	0	
Oct 3	vs. Kansas City	S	6	3	9	0-0	0-0	0	0	0	
Oct 10	at Carolina*	S	9	4	13	0-0	0-0	0	0	0	
Oct 14	vs. Tampa Bay	P	8	7	15	0-0	0-0	1	0	0	
Oct 24	at Las Vegas	P	7	2	9	0-0	0-0	0	0	0	
Oct 31	at Detroit*	P	0	0	0	0-0	0-0	0	0	0	
Nov 7	at L.A. Chargers	P	2	1	3	0-0	0-0	0	0	1	
Nov 14	at Denver*	P	0	0	0	0-0	0-0	0	0	0	
Nov 21	vs. New Orleans*	P	4	3	7	0-0	0-0	1	0	0	
Nov 28	at N.Y. Giants	S	7	4	11	0-0	0-0	1	0	0	
Dec 5	at N.Y. Jets*	S	4	4	8	0-0	0-0	0	0	0	
Dec 21	vs. Washington*	P	4	4	8	0-0	0-0	0	1	0	
Dec 26	at N.Y. Giants*	S	9	2	11	0-0	1-29	1	0	0	
Jan 2	at Washington*	S	4	4	8	0-0	0-0	0	0	0	
Jan 8	vs. Dallas										
RESERVE/COVID-19											
Season Totals			16/8	76	54	130	0-0	1-29	4	1	1
Jan 16	at Tampa Bay§	S	10	6	16	1-4	0-0	0	0	0	
Postseason Totals			1/1	10	6	16	1-4	0-0	0	0	0

§NFC Wild Card Game



MARQUISS SPENCER

51

DEFENSIVE END

6-4 • 300 • 2ND YR. • MISSISSIPPI STATE

BORN: July 16, 1997, Greenwood, Miss.

HIGH SCHOOL: Greenwood (Miss.) High School

ACQUIRED: Draft #7c (253rd overall), 2021

NFL YEAR: 2nd • **YEAR WITH BRONCOS:** 2nd

NFL GAMES PLAYED/STARTED: 1/0



SPENCER AT A GLANCE:

- A second-year defensive end from Mississippi State University who appeared in one game with the Broncos in 2021, totaling one assisted tackle.
- Played five collegiate seasons (2016-20) at Mississippi State totaling, 106 tackles (53 solo), seven sacks (39 yds.), one interception (27 yds.), three pass breakups, three forced fumbles and three fumble recoveries.
- Started all nine games played with the Bulldogs in 2020, compiling 30 tackles (16 solo), a career-high three sacks (18 yds.), one interception (27 yds.) and one forced fumble.
- Opened all 13 games at MSU in 2019, tallying a career-high 37 tackles (22 solo), two sacks (6 yds.), one pass breakup and two forced fumbles.
- Played four games in 2018 before receiving a medical redshirt due to injury.
- Tallied 19 tackles (5 solo), one sack (6 yds.), two pass breakups and two fumble recoveries in 13 games played in 2017.
- Appeared in 12 games during his true freshman season in 2016, posting 17 games (9 solo), one sack (9 yds.) and one fumble recovery.
- Named to the SEC Academic Honor Roll on three occasions (2017, '19-20).
- Prepped at Greenwood (Miss.) High School, where he recorded 145 tackles, 27 tackles for loss, 21 sacks, one interception, four forced fumbles and three fumble recoveries as a senior.
- Selected by the Broncos in the seventh round (253rd overall) of the 2021 NFL Draft.

CAREER TRANSACTIONS: Signed by Denver as a draft choice 5/13/21; Waived by Denver 8/31/21; Signed by Denver (practice squad) 9/1/21; Signed by Denver 1/11/22.



2021: Spencer, who was selected by the Broncos in the seventh round (253rd overall) of the 2021 NFL Draft, appeared in one game after competing on the team's practice squad the entire season... Made his NFL debut in Week 17, recording one assisted tackle at LAC (1/2).

COLLEGE: Spencer appeared in 51 career games (23 starts) over five seasons (2016-20) at Mississippi State, posting 106 tackles (53 solo), seven sacks (39 yds.), one interception (27 yds.), three passes defended, three forced fumbles and three fumble recoveries... Named to the SEC Fall Academic Honor Roll on three occasions (2017, '19-20), and was a two-time member of the SEC Academic Honor Roll (2017, '19).

PERSONAL: Spencer prepped at Greenwood (Miss.) High School, where he helped lead the school to the Class 4A north state title game in 2015... Registered 145 tackles, 27 tackles for loss, 21 sacks, one interception, four forced fumbles and three fumble recoveries as a senior... Tallied 148 tackles, 32 tackles for loss, 23 sacks, five forced fumbles and five fumble recoveries during his junior season in 2014... Lettered in baseball and basketball... Marquiss Spencer was born on July 16, 1997, in Greenwood, Miss.

SPENCER'S REGULAR SEASON RECORD

Year	Club	G	S	UT	A	TT	S-Yds.	I-Yds.	PD	FF	FR	TD-Int.	TD-FR	S	Pts.
2021	Denver	1	0	0	1	1	0-0	0-0	0	0	0	0	0	0	0
CAREER TOTALS		1	0	0	1	1	0-0	0-0	0	0	0	0	0	0	0

MARQUISS SPENCER'S CAREER GAME-BY-GAME

(Victories asterisked)

2021 DENVER (7-10)		TACKLES									
Date	Opponent	P/S	UT	A	TT	S-Yds.	I-Yds.	PD	FF	FR	
Games 1-15			PRACTICE SQUAD								
Jan 2	at L.A. Chargers	P	0	1	1	0-0	0-0	0	0	0	
Jan 8	vs. Kansas City		PRACTICE SQUAD/COVID-19								
Season Totals		1/0	0	1	1	0-0	0-0	0	0	0	



CADEN STERNS

30

SAFETY



6-1 • 207 • 2ND YR. • TEXAS
BORN: Nov. 2, 1999, in Cibolo, Texas
HIGH SCHOOL: Steele High School, Cibolo, Texas
ACQUIRED: Draft #5a (152nd overall), 2021
NFL YEAR: 2nd • **YEAR WITH BRONCOS:** 2nd
NFL GAMES PLAYED/STARTED: 15/2

STERNS AT A GLANCE:

- A second-year safety who appeared in 15 games (2 starts) for the Broncos in 2021, recording 24 tackles (19 solo), two sacks (12 yds.), two interceptions (47 yds.) and five passes defended during his rookie campaign.
- Started 28-of-29 games played at the University of Texas, totaling 172 tackles (119 solo), two sacks (5 yds.), five interceptions (33 yds.), eight pass breakups and one blocked kick during his collegiate career.
- Started all seven games played during his final campaign with the Longhorns in 2020, compiling 52 tackles (30 solo), one interception and three pass breakups.
- Named to the Academic All-Big 12 first team in 2020, and was a preseason watch list candidate for the Bronko Nagurski Trophy and the Chuck Bednarik and Jim Thorpe awards.
- Saw action in nine games (8 starts) as a sophomore in 2019, posting 58 tackles (43 solo), one sack (2 yds.) and one pass breakup.
- Named Big 12 Defensive Freshman of the Year and first team All-Big 12, while becoming the first Longhorn true freshman defensive back to start the first 13 games of his career since S Blake Gideon in 2008.
- Tallied collegiate career highs in tackles (62), interceptions (4), interception yards (33) and pass breakups (4), while adding one sack (3 yds.) and one blocked kick during his freshman campaign.
- Prepped at Steele High School, where he totaled 235 tackles, 11 interceptions, one forced fumble and three fumble recoveries, while being named an All-American as well as an all-state and two-time all-district honoree.
- Selected by the Broncos in the fifth round (152nd overall) of the 2021 NFL Draft.



2021: Sterns, who was selected by the Broncos in the fifth round (152nd overall) of the 2021 NFL Draft, appeared in 15 games (2 starts), totaling 24 tackles (19 solo), two sacks (12 yds.), two interceptions (47 yds.) and five passes defended... Made his NFL debut at NYG (9/12)... Recorded his first career pass defended at Jac. (9/26)... Registered his first career interception (46 yds.), one pass defended and two solo tackles vs. NYJ (9/26)... Collected first career sack and multi-sack game, posting two solo tackles, two quarterback takedowns (12 yds.) and one pass defended vs. Bal. (10/3)... Nabbed his second career interception (1 yd.)

and added two solo tackles, one pass defended and one special-teams tackle at Dal. (11/7)... Earned his first career start and tallied one assisted tackle and one pass defended vs. LAC (11/28)... Tallied a season-high nine tackles (6 solo) in the season finale vs. K.C. (1/8).

COLLEGE: Sterns opened 28-of-29 games played at Texas, totaling 172 tackles (119 solo), two sacks (5 yds.), five interceptions (33 yds.), eight pass breakups and one blocked kick... Started all seven games played during his final collegiate campaign in 2020, recording 52 tackles (30 solo), one interception and three pass breakups... Chosen to the All-Big 12 Preseason Team and was named to the Academic All-Big 12 first team... Nabbed as a preseason watch list candidate for the Bronko Nagurski Trophy and the Chuck Bednarik and Jim Thorpe awards... Recorded a career-high 13 tackles (7 solo) vs. Iowa State (11/27)... Saw action in nine games (8 starts) as a sophomore in 2019, posting 58 tackles (43 solo), one sack (2 yds.) and one pass breakup... Named to the Jim Thorpe Award and Bronko Nagurski Trophy watch lists in the preseason, and was selected to the All-Big 12 Preseason Team... Had eight tackles (6 solo) in the Valero Alamo Bowl vs. Utah (12/31)... Started all 13 games played as a freshman in 2018, tallying career highs in tackles (62), interceptions (4), interception yards (33) and pass breakups (4), while adding one sack (3 yds.) and one blocked kick... Named Big 12 Defensive Freshman of the Year and first team All-Big 12... Posted first interception of his career and added four tackles (3 solo) vs. Tulsa (9/8)... Tallied career-high two interceptions (33 yds.) and added five tackles (2 solo) vs. TCU (9/22).

PERSONAL: Sterns prepped at Steele High School in Cibolo, Texas, where he totaled 235 tackles, 11 interceptions, one forced fumble and three fumble recoveries... Named an All-American as well as an all-state and two-time all-district honoree during his tenure... Earned Defensive MVP honors in the 2018 U.S. Army All-American Bowl... His brother, Jordan, played collegiately at Oklahoma State and was a member of the Kansas City Chiefs from 2017-18... Caden Sterns was born on Nov. 2, 1999, in Cibolo, Texas.

STERN'S' REGULAR SEASON RECORD

Year	Club	G	S	UT	A	TT	S-Yds.	I-Yds.	PD	FF	FR	TD-Int.	TD-FR	S	Pts.
2021	Denver	15	2	19	5	24	2-12	2-47	5	0	0	0	0	0	0
CAREER TOTALS		15	2	19	5	24	2-12	2-47	5	0	0	0	0	0	0

ADDITIONAL STATISTICS: Special-teams tackles — 2021 (4), TOTAL (4).

STERN'S' SINGLE GAME HIGHS

(Postseason in parentheses)

Tackles — 6, vs. Kansas City, 1/8/22 (none). **Sacks** — 2, vs. Baltimore, 10/3/21 (none). **Sack yards** — 12, vs. Baltimore, 10/3/21 (none). **Interceptions** — 1, twice, last: at Dallas, 11/7/21 (none). **Interception return yards** — 46, vs. N.Y. Jets, 9/26/21 (none). **Passes Defended** — 1, 5x, last: vs. LAC, 11/28/21 (none).

CADEN STERN'S' CAREER GAME-BY-GAME

(Victories asterisked)

2021 DENVER (7-10)		TACKLES													
Date	Opponent	P/S	UT	A	TT	S-Yds.	I-Yds.	PD	FF	FR					
Sept 12	at N.Y. Giants*	P	0	0	0	0-0	0-0	0	0	0					
Sept 19	at Jacksonville*	P	0	0	0	0-0	0-0	1	0	0					
Sept 26	vs. N.Y. Jets*	P	2	0	2	0-0	1-46	1	0	0					
Oct 3	vs. Baltimore	P	2	0	2	2-12	0-0	1	0	0					
Oct 10	at Pittsburgh	P	1	0	1	0-0	0-0	0	0	0					
Oct 17	vs. Las Vegas	P	1	0	1	0-0	0-0	0	0	0					
Oct 21	at Cleveland	P	0	0	0	0-0	0-0	0	0	0					
Oct 31	vs. Washington*	P	1	0	1	0-0	0-0	0	0	0					
Nov 7	at Dallas*	P	2	0	2	0-0	1-1	1	0	0					
Nov 14	vs. Philadelphia	P	2	1	3	0-0	0-0	0	0	0					
Nov 28	vs. L.A. Chargers*	S	0	1	1	0-0	0-0	1	0	0					
Dec 5	at Kansas City	P	0	0	0	0-0	0-0	0	0	0					
Dec 12	vs. Detroit*	P	2	0	2	0-0	0-0	0	0	0					
Dec 19	vs. Cincinnati					INACTIVE									
Dec 26	at Las Vegas	P	0	0	0	0-0	0-0	0	0	0					
Jan 2	at L.A. Chargers					RESERVE/COVID-19									
Jan 8	vs. Kansas City	S	6	3	9	0-0	0-0	0	0	0					
Season Totals			15/2	19	5	24	2-12	2-47	5	0	0				

DID YOU KNOW?

The Broncos' 13-10 win against the Boston Patriots at Boston University Field on Friday, Sept. 9, 1960, in front of 21,597 fans did more than mark the franchise's first victory in its first-ever regular-season game. Denver's contest at Boston also was the first regular-season game in American Football League history.

Halfback Al Carmichael also was credited with scoring the first touchdown in AFL (and Broncos) history in that game. On the first play of the second quarter, he took a short pass from quarterback Frank Tripucka along the right flat and reversed direction, going 59 yards down the left sideline for a touchdown that gave Denver a 7-3 lead.



JUSTIN STRNAD

40

LINEBACKER



6-2 • 235 • 3RD YR. • WAKE FOREST

BORN: Aug. 21, 1996, in Palm Harbor, Fla.

HIGH SCHOOL: East Lake High School, Tarpon Springs, Fla.

ACQUIRED: Draft #5 (178th overall), 2020

NFL YEAR: 3rd • YEAR WITH BRONCOS: 3rd

NFL GAMES PLAYED/STARTED: 16/5

STRNAD AT A GLANCE:

- A third-year linebacker who has appeared in 16 games (5 starts) with the Broncos, tallying 32 tackles (19 solo) and four special-teams tackles during his career.
- Missed the entire 2020 season after being placed on injured reserve on Aug. 31, 2020 with a season-ending wrist injury.
- Started 20-of-47 games played at Wake Forest University, totaling 244 tackles (145 solo), eight sacks (46 yds.), four interceptions (44 yds.), 10 passes defended, three forced fumbles and one fumble recovery.
- Earned honorable-mention All-Atlantic Coast Conference honors as a redshirt senior after finishing with 69 tackles (38 solo), two sacks (18 yds.), one interception and four passes defended in eight games (7 starts).
- Ended his redshirt junior season leading the Deacons with 105 tackles (63 solo), 1.5 sacks (6 yds.), five passes defended and one forced fumble to earn All-ACC honorable mention honors.
- Was a first-team All-Pinellas County selection by the *Tampa Tribune* and the *Tampa Bay Times* as a senior at East Lake High School.
- Selected by the Broncos in the fifth round (178th overall) of the 2020 NFL Draft.

CAREER TRANSACTIONS: Signed by Denver as a draft choice 7/22/20.



2021: Strnad appeared in 16 games (5 starts), totaling 32 tackles (19 solo) and four special teams tackles... Made his NFL debut and collected one special-teams tackle at NYG (9/12)... Collected a career-high six defensive stops (3 solo) and one special-teams tackle at Jac. (9/19)... Made first career start and recorded four tackles (2 solo) vs. NYJ (9/26)... Tied career high with six tackles (3 solo) at Pit. (10/10)... Recorded a season-high-tying six tackles (2 solo) at Cle. (10/21).

2020: Strnad, who was selected by the Broncos in the fifth round (178th overall) of the 2020 NFL Draft, missed his entire rookie season after sustaining a wrist injury in training camp... Placed on injured reserve on Aug. 31.

COLLEGE: Strnad played in eight games (7 starts) as a redshirt senior, recording 69 tackles (38 solo), two sacks (18 yds.), one interception and four passes defended before suffering a season-ending injury... Received All-Atlantic Coast Conference honorable-mention honors... Elected as team captain for the season by his teammates... Secured the game-winning interception, led the team with 12 tackles (9 solo) vs. Utah State (8/30), and was named to the Pro Football Focus ACC Team of the Week... Led the team with 13 tackles (9 solo) at Boston College (9/28)... Started all 13 games played in 2018, collecting 105 tackles (63 solo), 1.5 sacks (6 yds.), five passes defended and one forced fumble... Earned honorable-mention All-ACC honors for the first time in his collegiate career... Logged seven tackles (3 solo) and one sack in his first career start at Tulane (8/30)... Recorded six games with 10 or more tackles, including a nine-solo tackle (11 total) performance vs. Memphis in the Jared Birmingham Bowl (12/22)... Saw action in all 13 games in 2017, recording 51 tackles (32 solo), 4.5 sacks (22 yds.), three interceptions (44 yds), one pass defended, two forced fumbles and one fumble recovery as a redshirt sophomore... Led the team in special-teams tackles (10), interceptions (3) and interception return yards (44)... Played in all 13 games as a redshirt freshman in 2016, tallying 19 tackles (12 solo).

PERSONAL: Strnad prepped at East Lake High School in Tarpon Springs, Fla., and was chosen to the All-Pinellas County first team by both the *Tampa Tribune* and *Tampa Bay Times* as a senior... Finished his final high school campaign with 81 tackles, eight passes defended, three sacks and three interceptions... Helped the team win both league and district championships in 2013 and 2014... Justin Strnad (pronounced: STIR-nad) was born on Aug. 21, 1996 in Palm Harbor, Fla.

STRNAD'S REGULAR SEASON RECORD

Year	Club	G	S	UT	A	TT	S-Yds.	I-Yds.	PD	FF	FR	TD-Int.	TD-FR	S	Pts.
2020	Denver					INJURED RESERVE									
2021	Denver	16	5	19	13	32	0-0	0-0	0	0	0	0	0	0	0
CAREER TOTALS		16	5	19	13	32	0-0	0-0	0	0	0	0	0	0	0

ADDITIONAL STATISTICS: Special-teams tackles — 2021 (4), TOTAL (4).

JUSTIN STRNAD'S CAREER GAME-BY-GAME

(Victories asterisked)

2021 DENVER (7-10)		TACKLES									
Date	Opponent	P/S	UT	A	TT	S-Yds.	I-Yds.	PD	FF	FR	
Sept 12	at N.Y. Giants*	P	0	0	0	0-0	0-0	0	0	0	
Sept 19	at Jacksonville*	P	3	3	6	0-0	0-0	0	0	0	
Sept 26	vs. N.Y. Jets*	S	2	2	4	0-0	0-0	0	0	0	
Oct 3	vs. Baltimore	S	2	0	2	0-0	0-0	0	0	0	
Oct 10	at Pittsburgh	S	3	3	6	0-0	0-0	0	0	0	
Oct 17	vs. Las Vegas	S	3	0	3	0-0	0-0	0	0	0	
Oct 21	at Cleveland	S	2	4	6	0-0	0-0	0	0	0	
Oct 31	vs. Washington*	P	3	1	4	0-0	0-0	0	0	0	
Nov 7	at Dallas*	P	0	0	0	0-0	0-0	0	0	0	
Nov 14	vs. Philadelphia	RESERVE/COVID-19									
Nov 28	vs. L.A. Chargers*	P	0	0	0	0-0	0-0	0	0	0	
Dec 5	at Kansas City	P	0	0	0	0-0	0-0	0	0	0	
Dec 12	vs. Detroit*	P	1	0	1	0-0	0-0	0	0	0	
Dec 19	vs. Cincinnati	P	0	0	0	0-0	0-0	0	0	0	
Dec 26	at Las Vegas	P	0	0	0	0-0	0-0	0	0	0	
Jan 2	at L.A. Chargers	P	0	0	0	0-0	0-0	0	0	0	
Jan 8	vs. Kansas City	P	0	0	0	0-0	0-0	0	0	0	
Season Totals			16/5	19	13	31	0-0	0-0	0-0	0	0



PAT SURTAIN II

2

CORNERBACK

6-2 • 202 • 2BD YR. • ALABAMA

BORN: April 14, 2000, in Plantation, Fla.

HIGH SCHOOL: American Heritage High School, Plantation, Fla.

ACQUIRED: Draft #1 (9th overall), 2021

NFL YEAR: 2nd • **YEAR WITH BRONCOS:** 2nd

NFL GAMES PLAYED/STARTED: 16/15



SURTAIN II AT A GLANCE:

- A second-year cornerback who started 15-of-16 games during his rookie season, posting 58 tackles (45 solo), four interceptions (70 yds., 1TD) and 14 passes defended.
- Played 42 games (39 starts) at the University of Alabama, totaling 117 tackles (82 solo), four interceptions (69 yds., 1 TD), 27 pass breakups, four forced fumbles and two fumble recoveries during his collegiate career (2018-20).
- Contributed to Alabama's 2020 national championship team while being named SEC Defensive Player of the Year, first-team All-SEC, a unanimous first-team All-American and the Rose Bowl's Defensive Most Valuable Player during his final collegiate campaign.
- Named a finalist for the Lott IMPACT and Bronko Nagurski trophies along with the Chuck Bednarik and Jim Thorpe awards.
- Started all 13 games played in 2020, tallying 38 tackles, one interception (25 yds., 1TD), 12 pass breakups and one fumble recovery.
- Collected 42 tackles (32 solo), two interceptions (24 yds.), eight pass breakups, three forced fumbles and one fumble recovery in 2019 while starting all 13 games for the Crimson Tide.
- Started 12-of-15 games as a true freshman, registering 37 tackles (28 solo), one interception (20 yds.), seven pass breakups and one force fumble.
- Attended American Heritage High School in Plantation, Fla., where he led the school to back-to-back 5A state titles during his junior and senior seasons.
- Selected by the Broncos in the first round (9th overall) of the 2021 NFL Draft.



2021: Surtain II, who was selected by the Broncos in the first round (9th overall) of the 2021 NFL Draft, appeared in 16 games (15 starts), totaling 58 tackles (45 solo), four interceptions (70 yds., 1TD) and 14 passes defended... His 14 passes defended are the second-most by a Broncos rookie and his four interceptions rank tied for third by a rookie in team history... Made his NFL debut at NYG (9/12)... Recorded his first career start at Jac. (9/19), tallying four tackles (2 solo), one pass defended and his first career interception... Tied for the

SURTAIN II IMPRESSES DURING ROOKIE SEASON

MOST PASSES DEFENSED BY A ROOKIE, BRONCOS HISTORY (data since 1999)

Rk.	Player	Year	PD	GP	GS	Int.
1.	Domonique Foxworth	2005	16	16	7	2
2.	Pat Surtain II	2021	14	16	15	4
	Perrish Cox	2010	14	15	9	1
4.	Bradley Roby	2014	13	16	2	2
5.	Darrent Williams	2005	10	12	9	2

MOST INTs BY A BRONCOS ROOKIE

Player	Year	No.
1. Goose Gonsoulin	1960	11
2. Phil Nugent	1961	7
3. Pat Surtain II	2021	4
Calvin Jones	1973	4
Charlie Greer	1968	4
Jack Lentz	1967	4

team lead in tackles and totaled five solo stops and one pass defended vs. NYJ (9/26)... Collected a career-high six solo tackles vs. Bal. (10/3)... Totaled three solo tackles and one pass defended at Pit. (10/10)... Tallied four solo tackles and one pass defended vs. L.V. (10/17)... Recorded a season-high two passes defended and added two tackles (1 solo) at Cle. (10/21)... Tallied at least one pass defended in the fourth consecutive game and added two tackles (1 solo) vs. Was. (10/31)... Extended his passes defended streak to six games, collecting one pass breakup and three solo tackles vs. Phi. (11/14)... Posted his first career multi-interception game and first interception return for a touchdown as well as five tackles (4 solo), two interceptions (70 yds., 1TD) and two passes defended... Registered a season-high-tying six tackles (4 solo) and two passes defended at LAC (1/2).

COLLEGE: Surtain II started 38-of-41 games played at the University of Alabama, totaling 117 tackles (82 solo), four interceptions (69 yds., 1TD), 27 pass breakups, four forced fumbles and two fumble recoveries... Started all 13 games played in 2020, totaling 38 tackles (22 solo), one interception (25 yds., 1TD), 12 pass breakups and one fumble recovery... Contributed to Alabama's 2020 national championship team while being named SEC Defensive Player of the Year, first-team All-SEC, a unanimous first-team All-American and the Rose Bowl's Most Valuable Player... Named a finalist for the Lott IMPACT and Bronko Nagurski trophies and the Chuck Bednarik and Jim Thorpe Awards... Tallied first career pick six and returned one interception for 25 yards vs. Mississippi State (10/31)... Garnered Defensive Most Valuable Player honors after his performance in the Rose Bowl vs. Notre Dame (1/1)... Registered three tackles (2 solo) in the CFP National Championship Game vs. Ohio State (1/11)... Opened all 13 games in 2019, posting 42 tackles (32 solo), two interceptions (24 yds.), eight pass breakups, three forced fumbles and one fumble recovery... Nabbed a career-high eight tackles (6 solo) at South Carolina (9/14)... Totaled seven tackles (3 solo) in the Citrus Bowl vs. Michigan (1/1)... Started 12-of-15 games during his true freshman season in 2018, posting 37 tackles (28 solo), one interception (20 yds.), seven pass breakups and one forced fumble... Named a Freshman All-American by *The Athletic* and earned SEC All-Freshman Team honors by league coaches... Recorded three solo tackles in the Iron Bowl vs. Oklahoma (12/29)... Had one solo tackle in the CFP National Championship Game vs. Clemson (1/7).

PERSONAL: Surtain II attended American Heritage High School in Plantation, Fla., where he helped lead the school to back-to-back 5A state titles in his junior and senior seasons... Selected to the Sun Sentinel All-County first team in Broward during his final two years of prep football... Named a 2018 U.S. Army All-American and was selected to the 2017 All-USA Florida Football Team following his senior campaign... Father, Patrick Surtain Sr., played 11 NFL seasons with Miami (1998-2004) and Kansas City (2005-08) while being named a Pro Bowler on three occasions... Pat Surtain II (pronounced: sur-TAIN) was born on April 14, 2000, in Plantation, Fla.

SURTAIN II'S REGULAR SEASON RECORD

Year	Club	G	S	UT	A	TT	S-Yds.	I-Yds.	PD	FF	FR	TD-Int.	TD-FR	S	Pts.
2021	Denver	16	15	45	13	58	0-0	4-70	14	0	0	1	0	0	6
CAREER TOTALS		16	15	45	13	58	0-0	4-70	14	0	0	1	0	0	6

SURTAIN II'S SINGLE GAME HIGHS

(Postseason in parentheses)

Tackles — 6, twice, last: at L.A. Chargers, 1/2/22 (none). **Interceptions** — 2, vs. LAC, 11/28/21 (none). **Passes Defensed** — 2, 3x, last at LAC, 1/2/22 (none).

DID YOU KNOW?

Wide receiver Rod Smith totaled at least 70 receptions for nine consecutive seasons with the Broncos from 1997-2005, a streak that tied for the second longest in NFL history.

PAT SURTAIN II'S CAREER GAME-BY-GAME

(Victories asterisked)

2021 DENVER (7-10)		TACKLES									
Date	Opponent	P/S	UT	A	TT	S-Yds.	I-Yds.	PD	FF	FR	
Sept 12	at N.Y. Giants*	P	0	0	0	0-0	0-0	0	0	0	
Sept 19	at Jacksonville*	S	2	2	4	0-0	1-0	1	0	0	
Sept 26	vs. N.Y. Jets*	S	5	0	5	0-0	0-0	1	0	0	
Oct 3	vs. Baltimore	S	6	0	6	0-0	0-0	0	0	0	
Oct 10	at Pittsburgh	S	3	0	3	0-0	0-0	1	0	0	
Oct 17	vs. Las Vegas	S	4	0	4	0-0	0-0	1	0	0	
Oct 21	at Cleveland	S	1	1	2	0-0	0-0	2	0	0	
Oct 31	vs. Washington*	S	1	1	2	0-0	0-0	1	0	0	
Nov 7	at Dallas*	S	2	1	3	0-0	0-0	1	0	0	
Nov 14	vs. Philadelphia	S	3	0	3	0-0	0-0	1	0	0	
Nov 28	vs. L.A. Chargers*	S	4	1	5	0-0	2-70t	2	0	0	
Dec 5	at Kansas City	S	1	0	1	0-0	1-0	1	0	0	
Dec 12	vs. Detroit*	S	4	1	5	0-0	0-0	0	0	0	
Dec 19	vs. Cincinnati	S	3	2	5	0-0	0-0	0	0	0	
Dec 26	at Las Vegas	S	3	1	4	0-0	0-0	0	0	0	
Jan 2	at L.A. Chargers	S	4	2	6	0-0	0-0	2	0	0	
Jan 8	vs. Kansas City	INJURED RESERVE									
Season Totals			16/15	45	13	58	0-0	4-70	14	0	0



COURTLAND SUTTON

14

WIDE RECEIVER

6-4 • 216 • 5TH YR. • SOUTHERN METHODIST

BORN: Oct. 10, 1995, in Brenham, Texas

HIGH SCHOOL: Brenham (Texas) High School

ACQUIRED: Draft #2 (40th overall), 2018

NFL YEAR: 5th • **YEAR WITH BRONCOS:** 5th

NFL GAMES PLAYED/STARTED: 50/40



SUTTON AT A GLANCE:

- A Pro Bowl wide receiver who has appeared in 50 career regular-season games (40 starts) with Denver (2018-21), catching 175 passes for 2,658 yards (15.2 avg.) and 12 touchdowns to go with one two-point conversion and four rushes for 16 yards (4.0 avg.).
- Surpassed 2,500 receiving yards in his 44th career game, becoming the third-fastest Bronco to accomplish the feat.
- Recorded 58 catches for 776 yards (13.4 avg.) with two touchdowns in 17 games played (16 starts) in 2021.
- Appeared in one game with the Broncos in 2020 before being placed on injured reserve on Sept. 21 with a season-ending knee injury.
- Registered the most receiving yards (1,816) and receiving touchdowns (10) in Broncos history through a player's first two seasons.
- Named to the Pro Bowl in 2019 after finishing with 72 catches for 1,112 yards (15.4 avg.) and six touchdowns, becoming just the third player in team annals to record a 1,000-yard receiving season by his second year.
- Totaled the fourth-most receiving yards (704) by a rookie in Broncos history in 2018.
- Started 37-of-39 games played at Southern Methodist University, catching 195 passes for 3,220 yards (16.5 avg.) with 31 touchdowns.
- Ended his collegiate career ranked second in school history in touchdowns (31), third in receiving yards (3,220) and sixth in receptions (195).
- Named to the Associated Press All-America second team and to the All-American Athletic Conference first team as a redshirt junior in 2017, finishing with 68 catches for 1,085 yards (16.0 avg.) with 12 touchdowns.
- Selected by the Broncos in the second round (40th overall) of the 2018 NFL Draft.

14's TROPHY CASE

Pro Bowls (1) 2019

CAREER TRANSACTIONS: Signed by Denver as a draft choice 5/10/18.



SUTTON ECLIPSES 2,500 CAREER RECEIVING YARDS

FEWEST GAMES TO 2,500 CAREER REC. YDS., BRONCOS HISTORY

Player	Games
1. Demaryius Thomas	40
2. Brandon Marshall	41
3. Courtland Sutton	44
4. Vance Johnson	51
5. Eric Decker	55
Rod Smith	55

2021: Sutton appeared in 17 games (16 starts), totaling 58 receptions for 776 yards (13.4 avg.) with two touchdowns... Posted one reception for 14 yards in the season opener at NYG (9/12)... Tallied third career 100-yard receiving effort, set career highs in receptions (9) and yards (159), nabbed the second-longest reception of his career (55 yds.) and tallied the most receiving yards by a Bronco since 2016 at Jac. (9/19)... Posted his second 100-yard receiving effort of the season, collected his first touchdown of 2021 (11th of career), and led the team in receptions (7) and yards (120) for a 17.1 avg. with one score at Pit. (10/10)... Recorded a touchdown in his second consecutive game and posted eight catches for 94 yards (11.8 avg.) with one touchdown vs. L.V. (10/17).

2020: Sutton appeared in one game with the Broncos before being placed on injured reserve on Sept. 21 with a season-ending knee injury (ACL tear).

2019: Sutton became just the third player in franchise history to record a 1,000-yard receiving season by his second year, finishing with 72 catches for 1,112 yards (15.4 avg.) with 10 touchdowns in 16 games (14 starts)... Named to his first career Pro Bowl... Ranked third in the AFC and 10th in the NFL in yards per catch (15.4 avg.), while ending the season tied for second in the league with 16 big-play receptions (25+ yds.)... Registered his first-career 100-yard game at Oak. (9/9), recording a career-high seven receptions for a career-high 120 yards... Tallied five receptions for 87 yards (17.4 avg.) at G.B. (9/22)... Totaled 62 receiving yards and two touchdowns on six receptions (10.3 avg.) vs. Jac. (9/29)... Registered four receptions for 92 yards (23.0 avg.), including a 70-yard touchdown catch at LAC (10/6)... Made four catches for 76 yards (19.0 avg.) vs. Ten. (10/13)... Collected 87 yards on six receptions (14.5 avg.) vs. K.C. (10/17)... Recorded three receptions for 72 yards (24.0 avg.) at Ind. (10/27)... Led the Broncos with five receptions (56 yds.) and had a 21-yard touchdown catch in the first quarter vs. Cle. (11/3)... Recorded 113 yards on five receptions (22.6 avg.) with 10 rushing yards on two attempts (5.0 avg.) and a completed pass for 38 yards at Min. (11/17)... Posted four receptions for 74 yards (18.5 avg.) and two touchdowns vs. LAC (12/1)... Recorded five receptions for 34 yards (6.8 avg.) at Hou. (12/8)... Collected 79 yards on four receptions (19.8 avg.) at K.C. (12/15) to pass 1,000 receiving yards on the season.

2018: Selected by Denver in the second round (40th overall) of the 2018 NFL Draft, Sutton played all 16 games (9 starts), recording 42 receptions for 704 yards (16.8 avg.) with four touchdowns... Totaled the fourth most receiving yards (704) by a rookie in Broncos history... Caught two passes for 45 yards (22.5 avg.) in his NFL debut vs. Sea. (9/9)... Scored his first career touchdown on an 8-yard reception at NYJ (10/7)... Caught a 28-yard touchdown pass from wide receiver Emmanuel Sanders at Ari. (10/18)... Recorded four receptions for 85 yards and scored on a 30-yard touchdown reception at Cin. (12/2)... Passed Ricky Nattiel for the fourth-most receiving yards by a rookie in team history after catching a six passes for 65 yards (10.8 avg.) with one touchdown at Oak. (12/24).

COLLEGE: Started 37-of-39 games played at SMU catching 195 passes for 3,220 yards (16.5 avg.) with 31 touchdowns... Ended his collegiate career ranked second in school history in touchdowns (31), third in receiving yards (3,220) and sixth in receptions (195)... Started all 13 games played and was named to the *Associated Press*' All-American second team and to the All-American Athletic Conference's first team as a redshirt junior... Opened all 12 games played as a redshirt sophomore and became the first SMU receiver to garner first-team all-conference honors in five seasons... Led the team in receptions (76), receiving yards (1,246) and receiving touchdowns (10)... Started all 12 games as a redshirt freshman, finishing the season

SUTTON OFF TO A FAST START TO HIS CAREER

MOST REC. YARDS THROUGH FIRST TWO SEASONS, BRONCOS

Player	Years	Rec.	Yds.	TDs
1. Courtland Sutton	2018-19	114	1,816	10
2. Brandon Marshall	2006-07	122	1,634	9
3. Eddie Royal	2008-09	128	1,325	5
4. Ricky Nattiel	1987-88	77	1,204	3
5. Mark Jackson	1986-87	64	1,174	3

MOST REC. TDs THROUGH FIRST TWO SEASONS, BRONCOS

Player	Years	Rec.	Yds.	TDs
1. Courtland Sutton	2018-19	114	1,816	10
2. Brandon Marshall	2006-07	122	1,634	9
Eric Decker	2010-11	50	718	9
Tony Scheffler	2006-07	67	835	9
5. Riley Odoms	1972-73	64	949	9

with 49 catches for 862 yards (17.6 avg.) with nine touchdowns... Completed two passes for 75 yards (37.5 avg.)... Set the SMU freshman record for receiving yards with 862... Appeared in two games in 2014 and made two catches for 27 yards (13.5 avg.) before being granted a medical redshirt.

PERSONAL: Sutton attended Brenham (Texas) High School, where he was named all-district as a tight end and safety during his senior season... Helped his team to a 14-2 record and an appearance in the 4A State Championship Game... Averaged 15.2 points per game in basketball as a senior... Courtland Sutton was born on Oct. 10, 1995 in Brenham, Texas.

SUTTON'S REGULAR SEASON RECORD

Year	Club	RECEIVING							SCORING					
		G	S	No.	Yds.	Avg.	LG	TD	TD	TDr	TDP	TDrt	2pt	Pts.
2018	Denver	16	9	42	704	16.8	42	4	4	4	0	0	0	24
2019	Denver	16	14	72	1,112	15.4	70t	6	6	6	0	0	0	36
2020	Denver	1	1	3	66	22.0	45	0	0	0	0	0	0	0
2021	Denver	17	16	58	776	13.4	55	2	2	2	0	0	1	14
CAREER TOTALS		50	40	175	2,658	15.2	70t	12	12	12	0	0	1	74

ADDITIONAL STATISTICS: Special-teams tackles — 2018 (1), TOTAL (1). Miscellaneous tackles — 2018 (1), 2019 (1), 2020 (1), TOTAL (3). Rushing — 2018 (1 for -1 yards, -1.0 avg., -1 LG, 0 TD), 2019 (3 for 17 yards, 5.7 avg., 9 LG, 0 TD), TOTAL (4 for 16 yards, 4.0 avg., 9 LG, 0 TD). Completed a 38-yard pass at Min. (11/17/19).

SUTTON'S SINGLE GAME HIGHS

(Postseason in parentheses)

Receptions — 9, at Jacksonville, 9/19/21 (none). **Receiving yards** — 159, at Jacksonville, 9/19/21 (none). **Longest reception** — 70t, at L.A. Chargers, 10/6/19 (none). **Receiving touchdowns** — 2, twice, last: vs. L.A. Chargers, 12/1/19 (none).

COURTLAND SUTTON'S CAREER GAME-BY-GAME

(Victories asterisked)

2018 DENVER (4-10)			RECEIVING					SCORING	
Date	Opponent	P/S	No.	Yds.	Avg.	LG	TD	2pt.	Pts.
Sept 9	vs. Seattle*	P	2	45	22.5	25	0	0	0
Sept 16	vs. Oakland*	P	1	9	9.0	9	0	0	0
Sept 23	at Baltimore	P	2	37	18.5	21	0	0	0
Oct 1	vs. Kansas City	P	3	51	17.0	42	0	0	0
Oct 7	at N.Y. Jets	S	2	18	9.0	10	1	0	6
Oct 14	vs. L.A. Rams	P	3	58	19.3	41	0	0	0
Oct 18	at Arizona*	P	1	28	28.0	28t	1	0	6
Oct 28	at Kansas City	P	3	78	26.0	42	0	0	0
Nov 4	vs. Houston	S	3	57	19.0	22	0	0	0
Nov 18	at L.A. Chargers*	S	3	78	26.0	39	0	0	0
Nov 25	vs. Pittsburgh*	S	1	14	14.0	14	0	0	0
Dec 2	at Cincinnati*	S	4	85	21.3	30t	1	0	6
Dec 9	at San Francisco	S	2	14	7.0	10	0	0	0
Dec 15	vs. Cleveland	S	5	42	8.4	13	0	0	0
Dec 24	at Oakland	S	6	65	10.8	20	1	0	6
Dec 30	vs. L.A. Chargers	S	1	25	25.0	25	0	0	0
Season Totals		16/6	42	704	16.8	42	4	0	24
2019 DENVER (7-9)			RECEIVING					SCORING	
Date	Opponent	P/S	No.	Yds.	Avg.	LG	TD	2pt.	Pts.
Sept 9	at Oakland	P	7	120	16.8	30	0	0	0
Sept 15	vs. Chicago	S	4	40	10.0	16	0	0	0
Sept 22	at Green Bay	S	5	87	17.4	52	0	0	0
Sept 29	vs. Jacksonville	S	6	62	10.3	27	2	0	12
Oct 6	at L.A. Chargers*	P	4	92	23.0	70t	1	0	6
Oct 13	vs. Tennessee*	S	4	76	19.0	41	0	0	0
Oct 17	vs. Kansas City	S	6	87	14.5	41	0	0	0
Oct 27	at Indianapolis	S	3	72	24.0	33	0	0	0
Nov 3	vs. Cleveland*	S	5	56	11.2	21t	1	0	6
Nov 17	at Minnesota	S	5	113	22.6	48	0	0	0
Nov 24	at Buffalo	S	1	27	27.0	27	0	0	0
Dec 1	vs. L.A. Chargers*	S	4	74	18.5	33	2	0	12
Dec 8	at Houston*	S	5	34	6.8	11	0	0	0
Dec 15	at Kansas City	S	4	79	19.8	33	0	0	0
Dec 22	vs. Detroit*	S	5	41	8.2	15	0	0	0
Dec 29	vs. Oakland*	S	4	52	13.0	19	0	0	0
Season Totals		16/14	72	1,112	15.4	70t	6	0	36
2020 DENVER (5-11)			RECEIVING					SCORING	
Date	Opponent	P/S	No.	Yds.	Avg.	LG	TD	2pt.	Pts.
Sept 15	vs. Tennessee								
Sept 20	at Pittsburgh	S	3	66	22.0	45	0	0	0
PLACED ON INJURED RESERVE (KNEE) ON SEP. 21									
Season Totals		1/1	3	66	22.0	45	0	0	0

2021 DENVER (7-10)		RECEIVING						SCORING	
Date	Opponent	P/S	No.	Yds.	Avg.	LG	TD	2pt.	Pts.
Sept 12	at N.Y. Giants*	S	1	14	14.0	14	0	0	0
Sept 19	at Jacksonville*	S	9	159	17.7	55	0	0	0
Sept 26	vs. N.Y. Jets*	S	5	37	7.4	14	0	0	0
Oct 3	vs. Baltimore	S	3	47	15.7	32	0	0	0
Oct 10	at Pittsburgh	S	7	120	17.1	39t	1	0	6
Oct 17	vs. Las Vegas	S	8	94	11.8	18	1	0	6
Oct 21	at Cleveland	S	5	68	13.6	31	0	0	0
Oct 31	vs. Washington*	S	2	40	20.0	31	0	0	0
Nov 7	at Dallas*	S	1	9	9.0	9	0	1	2
Nov 14	vs. Philadelphia	S	2	29	14.5	26	0	0	0
Nov 28	vs. L.A. Chargers*	S	2	17	8.5	12	0	0	0
Dec 5	at Kansas City	S	2	15	7.5	10	0	0	0
Dec 12	vs. Detroit*	P	1	9	9.0	9	0	0	0
Dec 19	vs. Cincinnati	S	2	12	6.0	7	0	0	0
Dec 26	at Las Vegas	S	4	33	8.3	16	0	0	0
Jan 2	at L.A. Chargers	S	3	60	20.0	44	0	0	0
Jan 8	vs. Kansas City	S	1	13	13.0	13	0	0	0
Season Totals			17/16	58	776	13.4	55	2	14



ERIC TOMLINSON

87

TIGHT END

6-6 • 263 • 7TH YR. • UTEP

BORN: April 22, 1992, in Oklahoma City, Okla.

HIGH SCHOOL: Klein (Texas) High School

ACQUIRED: Unrestricted Free Agent (Bal.), 2022

NFL YEAR: 7th • **YEAR WITH BRONCOS:** 1st

NFL GAMES PLAYED/STARTED: 68/41 • **POSTSEASON GP/GS:** 2/1



TOMLINSON AT A GLANCE:

- A seventh-year tight end from the University of Texas at El Paso (UTEP) who has appeared in 68 career regular-season games (41 starts) and two postseason contests (1 start) with the N.Y. Jets (2016-18), N.Y. Giants (2019, '20), New England (2019), Oakland (2019) and Baltimore (2020-21).
- Totaled 18 receptions for 201 yards (11.2 avg.) and one touchdown during his career.
- Appeared in 17 games (7 starts) last season with the Ravens, logging 319 snaps on offense and 165 snaps on special teams.
- Played 15 games (5 starts) with four teams from 2019-20.
- Started 12-of-15 games with the Jets in 2018, tallying eight catches for 72 yards (9.0 avg.).
- Recorded eight catches for 121 yards (15.1 avg.) with one touchdown in 14 games played (12 starts) with the Jets in 2017.
- Tallied 53 receptions for 464 yards (14.1 avg.) with two touchdowns over three seasons (2012-14) at UTEP.
- Signed with the Broncos as an unrestricted free agent on March 16, 2022.
- Entered the NFL as a college free agent on May 2, 2015.

CAREER TRANSACTIONS: Signed by Philadelphia as a college free agent 5/2/15; Waived by Philadelphia 9/5/15; Signed by Houston (practice squad) 9/8/15; Signed by Houston 1/11/16; Waived by Houston 9/3/16; Signed by Houston (practice squad) 9/4/16; Signed by N.Y. Jets from Houston's practice squad 11/5/16; Re-signed by N.Y. Jets 3/14/18; Re-signed by N.Y. Jets 3/19/19; Waived by N.Y. Jets 8/31/19; Acquired by N.Y. Giants via waivers 9/1/19; Waived by N.Y. Giants 9/24/19; Signed by New England 10/15/19; Waived by New England 10/29/19; Signed by Oakland 12/11/19; Signed by N.Y. Giants 3/30/20; Released by N.Y. Giants 9/5/20; Signed by N.Y. Giants 9/6/20; Released by N.Y. Giants 10/2/20; Signed by N.Y. Giants (practice squad) 10/3/20; Released by N.Y. Giants 11/13/20; Signed by Baltimore (practice squad) 11/23/20; Re-signed by Baltimore 2/10/21; Released by Baltimore 8/31/21; Signed by Baltimore 9/1/21; Released by Baltimore 11/1/21; Signed by Baltimore (practice squad) 11/2/21; Signed by Denver 3/16/22.



2021: Tomlinson appeared in all 17 games (7 starts) with Baltimore, logging 319 offensive snaps and 165 special-teams plays... Tallied five special-teams tackles and added one catch for seven yards (7 yds.).

2020: Tomlinson saw action in seven games (2 starts) with the N.Y. Giants and Baltimore... Signed with the Ravens' practice squad on Nov. 23 after appearing in one game with the Giants... Started the Ravens' Week

12 and Week 16 games at Pit. (12/2) and vs. N.Y. Giants (12/27), respectively.

2019: Tomlinson played eight games (3 starts) with N.Y. Giants, New England and Oakland... Appeared in three games with the Giants before being signed by the Patriots on Oct. 15... Started both games played with New England before being signed by Oakland on Dec. 11... Appeared in three games with the Raiders from Week 15 to Week 17.

2018: Tomlinson saw time in 15 games (12 starts) with the N.J. Jets, posting 72 yards on a career-high-tying eight receptions (9.0 avg.) on 353 offensive snaps... Also tallied one special-teams tackle.

2017: Tomlinson appeared in 14 games (12 starts), setting a career-high in receiving yards with 121 and one touchdown on eight receptions (15.1 avg.) and made two special-teams tackles... Caught a 20-yard touchdown pass from QB Josh McCown for his first career touchdown vs. Atl. (10/29).

2016: Tomlinson played in seven games (5 starts) with the N.Y. Jets, logging 135 offensive plays and 68 special-teams snaps... Competed on Houston's practice squad for the first eight weeks of the season... Was signed by the Jets off of Houston's practice squad on Nov. 5... Made his NFL debut in Week 10 vs. the L.A. Rams (11/13).

COLLEGE: Tomlinson appeared in 45 games at the University of Texas-EI Paso, posting 59 receptions for 547 yards (9.3 avg.) and four touchdowns... Earned All-Conference USA honorable mention as a senior in 2014 after totaling 134 yards and one touchdown on 19 receptions... Named All-Conference USA honorable mention when he caught 30 passes for 304 yards (10.1 avg.) and one touchdown during his junior season.

PERSONAL: Tomlinson prepped at Klein (Texas) High School, where he played both tight end and defensive end... Was named second-team All-District 13-5A at defensive end in both his junior and senior seasons... Also participated in basketball and was a member of the National Honor Society.

TOMLINSON'S REGULAR SEASON RECORD

Year	Club	RECEIVING							SCORING					
		G	S	No.	Yds.	Avg.	LG	TD	TD	TDr	TDp	TDrt	2pt	Pts.
2016	N.Y. Jets	7	5	0	0	—	—	0	0	0	0	0	0	0
2017	N.Y. Jets	14	12	8	121	15.1	34	1	1	1	0	0	0	6
2018	N.Y. Jets	15	12	8	72	9.0	24	0	0	0	0	0	0	0
2019	NYG/N.E./Oak.	8	3	1	1	1.0	1	0	0	0	0	0	0	0
2020	NYG/Bal.	7	2	0	0	—	—	0	0	0	0	0	0	0
2021	Baltimore	17	7	1	7	7.0	7	0	0	0	0	0	0	0
CAREER TOTALS		68	41	18	201	11.2	34	1	1	1	0	0	0	6

ADDITIONAL STATISTICS: Special teams tackles — 2017 (2), 2018 (4), 2019 (1), 2020 (1), 2021 (5), TOTAL (13). Kickoff return — 2018 (1 for 10 yards, 10.0 avg., 10 LG, 0 TD), TOTAL (1 for 10 yards, 10.0 avg., 10 LG, 0 TD).

TOMLINSON'S POSTSEASON RECORD

Year	Club	RECEIVING							SCORING					
		G	S	No.	Yds.	Avg.	LG	TD	TD	TDr	TDp	TDrt	2pt	Pts.
2020	Baltimore	2	1	0	0	—	—	0	0	0	0	0	0	0
CAREER TOTALS		2	1	0	0	—	—	0	0	0	0	0	0	0

ERIC TOMLINSON'S CAREER GAME-BY-GAME

(Victories asterisked)

2016 N.Y. JETS (5-11)		RECEIVING							SCORING	
Date	Opponent	P/S	No.	Yds.	Avg.	LG	TD	2pt.	Pts.	
Weeks 1-8 HOUSTON'S PRACTICE SQUAD										
SIGNED BY N.Y. JETS FROM HOUSTON'S PRACTICE SQUAD ON NOV. 5										
INACTIVE										
Nov 6	at Miami							0	0	
Nov 13	vs. L.A. Rams	S	0	0	—	—	0	0	0	
Nov 27	vs. New England	P	0	0	—	—	0	0	0	
Dec 5	vs. Indianapolis	S	0	0	—	—	0	0	0	
Dec 11	at San Francisco*	S	0	0	—	—	0	0	0	
Dec 17	vs. Miami	P	0	0	—	—	0	0	0	
Dec 24	at New England	S	0	0	—	—	0	0	0	
Jan 1	vs. Buffalo*	S	0	0	—	—	0	0	0	
Season Totals			7/5	0	0	—	0	0	0	
2017 N.Y. JETS (5-11)		RECEIVING							SCORING	
Date	Opponent	P/S	No.	Yds.	Avg.	LG	TD	2pt.	Pts.	
Sep 10	at Buffalo	S	2	25	12.5	25	0	0	0	
Sep 17	at Oakland									
Sep 24	vs. Miami*									
Oct 1	vs. Jacksonville*	S	0	0	—	—	0	0	0	
Oct 8	at Cleveland*	S	1	34	34.0	34	0	0	0	
Oct 15	vs. New England	S	0	0	—	—	0	0	0	
Oct 22	at Miami	P	1	26	26.0	26	0	0	0	
Oct 29	vs. Atlanta	S	1	20	20.0	20t	1	0	6	
Nov 2	vs. Buffalo*	S	1	6	6.0	6	0	0	0	
Nov 12	at Tampa Bay	S	0	0	—	—	0	0	0	
Nov 26	vs. Carolina	S	0	0	—	—	0	0	0	
Dec 3	vs. Kansas City*	S	0	0	—	—	0	0	0	
Dec 10	at Denver	P	0	0	—	—	0	0	0	
Dec 17	at New Orleans	S	0	0	—	—	0	0	0	
Dec 24	vs. L.A. Chargers	S	0	0	—	—	0	0	0	
Dec 31	at New England	S	2	10	5.0	6	0	0	0	
Season Totals			14/12	8	121	15.1	34	1	6	

2018 N.Y. JETS (4-12)		RECEIVING						SCORING	
Date	Opponent	P/S	No.	Yds.	Avg.	LG	TD	2pt.	Pts.
Sep 10	at Detroit*	S	1	7	7	7	0	0	0
Sep 16	vs. Miami	S	1	24	24	24	0	0	0
Sep 20	at Cleveland	S	1	14	14	14	0	0	0
Sep 30	at Jacksonville	S	0	0	—	—	0	0	0
Oct 7	vs. Denver*	S	2	15	7.5	12	0	0	0
Oct 14	vs. Indianapolis*	P	0	0	—	—	0	0	0
Oct 21	vs. Minnesota	S	1	-5	-5.0	-5	0	0	0
Oct 28	at Chicago	P	0	0	—	—	0	0	0
Nov 4	at Miami	S	1	6	—	—	0	0	0
Nov 11	vs. Buffalo	S	0	0	—	—	0	0	0
Nov 25	vs. New England	S	0	0	—	—	0	0	0
Dec 2	at Tennessee	P	0	0	—	—	0	0	0
Dec 9	at Buffalo*	S	0	0	—	—	0	0	0
Dec 15	vs. Houston	S	1	11	11.0	11	0	0	0
Dec 23	vs. Green Bay	S	0	0	—	—	0	0	0
PLACED ON INJURED RESERVE ON DEC. 27									
Dec 30	at New England								
INJURED RESERVE									

Season Totals	15/12	8	72	9.0	24	0	0	0	0
----------------------	--------------	----------	-----------	------------	-----------	----------	----------	----------	----------

2019 NYG (4-12) / N.E. (12-4) / OAK (7-9)		RECEIVING						SCORING	
Date	Opponent	P/S	No.	Yds.	Avg.	LG	TD	2pt.	Pts.
Sep 8	at Dallas	P	0	0	—	—	0	0	0
Sep 15	vs. Buffalo	P	0	0	—	—	0	0	0
Sep 22	at Tampa Bay*	P	0	0	—	—	0	0	0
WAIVED BY N.Y. GIANTS ON SEPT. 24 / SIGNED BY NEW ENGLAND ON OCT. 15									
Oct 21	at N.Y. Jets*	S	1	1	1.0	1	0	0	0
Oct 27	vs. Cleveland*	S	0	0	—	—	0	0	0
WAIVED BY NEW ENGLAND ON OCT. 29 / SIGNED BY OAKLAND ON DEC. 11									
Dec 15	vs. Jacksonville	S	0	0	—	—	0	0	0
Dec 22	at L.A. Chargers*	P	0	0	—	—	0	0	0
Dec 29	at Denver	P	0	0	—	—	0	0	0

Season Totals	8/3	1	1	1.0	1	0	0	0	0
----------------------	------------	----------	----------	------------	----------	----------	----------	----------	----------

2020 NYG (6-10) / BAL. (11-5)		RECEIVING						SCORING	
Date	Opponent	P/S	No.	Yds.	Avg.	LG	TD	2pt.	Pts.
Sep 14	vs. Pittsburgh	P	0	0	—	—	0	0	0
INACTIVE									
RELEASED BY N.Y. GIANTS ON OCT. 2 / SIGNED BY N.Y. GIANTS (PRACTICE SQUAD) ON OCT. 3									
RELEASED BY N.Y. GIANTS (PRACTICE SQUAD) ON NOV. 13 / SIGNED BY BALTIMORE (PRACTICE SQUAD) ON NOV. 23									
Dec 2	at Pittsburgh	S	0	0	—	—	0	0	0
Dec 8	vs. Dallas*	P	0	0	—	—	0	0	0
Dec 14	at Cleveland*	P	0	0	—	—	0	0	0
Dec 20	vs. Jacksonville*	P	0	0	—	—	0	0	0
Dec 27	vs. N.Y. Giants	S	0	0	—	—	0	0	0
Jan 3	at Cincinnati	P	0	0	—	—	0	0	0

Season Totals	7/2	0	0	—	—	0	0	0	0
----------------------	------------	----------	----------	----------	----------	----------	----------	----------	----------

Postseason Totals	2/1	0	0	—	—	0	0	0	0
--------------------------	------------	----------	----------	----------	----------	----------	----------	----------	----------

§AFC Wild Card Game; †AFC Divisional Playoff Game

2021 BALTIMORE (8-9)		RECEIVING						SCORING	
Date	Opponent	P/S	No.	Yds.	Avg.	LG	TD	2pt.	Pts.
Sep 13	at Las Vegas	P	0	0	—	—	0	0	0
Sep 19	vs. Kansas City*	P	0	0	—	—	0	0	0
Sep 26	at Detroit*	P	0	0	—	—	0	0	0
Oct 3	at Denver*	P	0	0	—	—	0	0	0
Oct 11	vs. Indianapolis*	P	0	0	—	—	0	0	0
Oct 17	vs. L.A. Chargers*	S	0	0	—	—	0	0	0
Oct 24	vs. Cincinnati	S	0	0	—	—	0	0	0
Nov 7	vs. Minnesota*	S	1	7	7.0	7	0	0	0
Nov 11	at Miami	S	0	0	—	—	0	0	0
Nov 21	at Chicago*	P	0	0	—	—	0	0	0
Nov 28	vs. Cleveland*	P	0	0	—	—	0	0	0
Dec 5	at Pittsburgh	P	0	0	—	—	0	0	0
Dec 12	at Cleveland	S	0	0	—	—	0	0	0
Dec 19	vs. Green Bay	S	0	0	—	—	0	0	0
Dec 26	at Cincinnati	P	0	0	—	—	0	0	0
Jan 2	vs. L.A. Rams	P	0	0	—	—	0	0	0
Jan 9	vs. Pittsburgh	S	0	0	—	—	0	0	0

Season Totals	17/7	1	7	7.0	7	0	0	0	0
----------------------	-------------	----------	----------	------------	----------	----------	----------	----------	----------



CASEY TUCKER

74

TACKLE



6-6 • 315 • 2ND YR. • ARIZONA STATE

BORN: Sept. 26, 1995, in Gilbert, Ariz.

HIGH SCHOOL: Hamilton (Ariz.) High School

ACQUIRED: Free Agent, 2022

NFL YEAR: 2nd • **YEAR WITH BRONCOS:** 1st

NFL GAMES PLAYED/STARTED: 1/0

TUCKER AT A GLANCE:

- A second-year interior offensive lineman who appeared in one game for Philadelphia in 2021.
- Appeared in 39 games (33 starts) between Stanford (2014-16) and Arizona State (2018).
- Started 11-of-13 games for Arizona State during his senior season, making starts in three different positions and was on a line that allowed just 15 sacks all year.
- Played in 27 games (22 starts) over three years at Stanford and started all 14 games in 2015 to help pave the way for RB Christian McCaffrey to post 2,019 yards.
- Appeared in five games as a freshman and was on a line that ranked 18th nationally in tackles for loss allowed (4.62 per game) and 42nd in sacks allowed (1.77 per game).
- Prepped at Hamilton (Ariz.) High School, lettering in both football and wrestling while earning all-state honors and an invitation to the 2013 Under Armour All-America Game and 2014 U.S Army All-American Bowl.
- Signed by Denver as a free agent on Jan. 20, 2022.
- Entered the NFL with Philadelphia as a college free agent in 2019.

CAREER TRANSACTIONS: Signed by Philadelphia as a college free agent 5/22/19; Waived by Philadelphia 8/16/19; Signed by Detroit (practice squad) 10/30/19... Waived by Detroit 11/1/19; Signed by Detroit (practice squad) 12/27/19; Signed by Detroit 12/30/19; Waived by Detroit 4/27/20; Claimed off waivers by Philadelphia 4/28/20; Waived by Philadelphia 8/23/20; Signed by Philadelphia 12/21/20; Signed by Indianapolis 1/11/21; Waived by Indianapolis 4/28/21; Signed by Philadelphia 5/18/21; Waived by Philadelphia 8/24/21; Signed by Philadelphia (practice squad) 9/29/21; Waived by Philadelphia 10/20/21; Signed by Denver (practice squad) 11/9/21; Waived by Denver 12/21/21; Signed by Philadelphia (practice squad) 12/23/21; Signed by Denver 1/20/22.



2021: Tucker competed on practice squads for both Philadelphia and Denver before making his NFL debut after being elevated as a COVID-19 replacement by the Eagles... Appeared in 12 offensive snaps and two special teams plays vs. Dal. (1/8).

COLLEGE: Tucker played in 39 games (33 starts) over four years with Stanford (2014-16) and Arizona State (2018)... Started 11-of-13 games for Arizona State in 2018, appearing on an offensive line that allowed only 15 sacks all season and made starts in three different positions... Played in 27 games (22 starts) over three years at Stanford... Started all 14 games in 2015 to help Stanford to a Rose Bowl championship and paving the way for RB Christian McCaffrey to post 2,019 yards... Played in five games as a freshman and was on a line that ranked 18th nationally in tackles for loss allowed (4.62 per game) and 42nd in sacks allowed (1.77 per game).

PERSONAL: Tucker prepped at Hamilton (Ariz.) High School, where he earned All-State and All-region honors as a senior... Helped lead the team to a 2012 state title and a pair of runner-up finishes... Was invited to the 2014 U.S. Army All-American Bowl and 2013 Under Armour All-America Game... Lettered in both football and wrestling... Casey Tucker was born on Sept. 26, 1995, in Gilbert, Ariz.

TUCKER'S REGULAR SEASON RECORD

Year	Club	G	S
2021	Philadelphia	1	0
CAREER TOTALS		1	0

Did You Know?

Denver has won 15 AFC West titles to represent the most among division members.

**BILLY TURNER****57****OFFENSIVE LINEMAN****6-5 • 310 • 9TH YR. • NORTH DAKOTA STATE****BORN:** Oct. 17, 1991, in Shoreview, Minn.**HIGH SCHOOL:** Mounds View High School, Arden Hills, Minn.**ACQUIRED:** Unrestricted Free Agent (Green Bay), 2022**NFL YEAR:** 9th • **YEAR WITH BRONCOS:** 4th**NFL GAMES PLAYED/STARTED:** 83/68 • **POSTSEASON GP/GS:** 5/5**TURNER AT A GLANCE:**

- A ninth-year offensive lineman who appeared in 83 games (68 starts) with Miami (2014-16), Baltimore (2016), Denver (2016-18) and Green Bay (2019-21).
- Started in all 13 games at RT he played in with Green Bay in 2021.
- Started all 14 games he appeared in (7 RT, 4 RG, 3 LT) with Green Bay in 2020, helping the team reach the NFC Championship game for a second-straight season.
- Started all 16 games at RG in his first season with Green Bay in 2019, helping the Packers get to the NFC title game.
- Played all 16 games and started 11 contests (4 at RT, 7 at RG) with Denver in 2018.
- Appeared in one game with Denver in 2017 before suffering a season-ending hand injury.
- Played three games for the Broncos and another five contests (2 starts) for Miami in 2016.
- Was a member of three FCS National Championship teams at North Dakota State University, starting 56-of-57 games played and earning FCS All-America honors as a junior and senior.
- Signed by the Broncos as an unrestricted free agent on Oct. 17, 2016.
- Selected by the Dolphins in the third round (67th overall) of the 2016 NFL Draft.

CAREER TRANSACTIONS: Signed by Miami as a draft choice 7/23/14; Waived by Miami 10/11/16; Claimed off waivers by Baltimore 10/12/16; Waived by Baltimore 10/15/16; Claimed off waivers by Denver 10/17/16; Re-Signed by Denver 3/17/18; Signed by Green Bay 3/14/19; Released by Green Bay 3/14/22; Signed by Denver 3/28/22.



2021: Turner started 13 games at right tackle for Green Bay, missing the last four games of the season... Helped Green Bay to their third-straight NFC North Division Championship and the No. 1 seed in the NFC with a 13-4 record.

2020: Turner started 14 games (7 at RT, 4 at RG, 3 at LT) with Green Bay... Made starts at right tackle at N.O. (9/27), vs. Atl. (10/5), at T.B. (10/18), at S.F. (11/5), vs. Jac. (11/15), at Ind. (11/22) and vs. Chi. (11/29)... Started at right guard vs. Phi. (12/6), at Det. (12/13), vs. Car. (12/19) and vs. Ten. (12/27)... Had starts at left tackle at Hou. (10/25), vs. Min. (11/1) and at Chi. (1/3)... Helped Green Bay to their second-consecutive NFC Championship appearance, starting at left tackle vs. T.B. (1/24).

2019: Turner started all 16 games at right guard in his first season with Green Bay, appearing in 1,076 snaps the Packers' offense had... Helped lead Green Bay to an NFC Championship game appearance and started at right guard at S.F. (1/19).

2018: Turner played all 16 games and started 11 contests (4 at RT, 7 at RG) with Denver... Saw action on offense and special teams vs. Sea. (9/9)... Played 35 snaps on offense after entering the game in relief at right tackle vs. Oak. (9/16)... Saw action on special teams at Bal. (9/23)... Entered the game in relief at right tackle and played 44 snaps vs. K.C. (10/1)... Started at right tackle at NYJ (10/7), vs. LAR (10/14), at Ari. (10/18) and at K.C. (10/28)... Saw action along the offensive line vs. Hou. (11/4)... Started at left guard at LAC (11/18), vs. Pit. (11/25), at Cin. (12/2), at S.F. (12/9), vs. Cle. (12/15), at Oak. (12/24) and vs. LAC (12/30).

2017: Turner played one game for the Broncos before suffering a season-ending hand injury... Made his season debut vs. NYG (10/15).

2016: Turner played eight games (2 starts) with Denver and Miami and spent one week on Baltimore's active roster... Appeared in five games (1 start at LG; 1 start at LT) with Miami before being waived on Oct. 11... Claimed off waivers by Baltimore before being waived on Oct. 15... Claimed off waivers by Denver on Oct. 17... Made his Broncos debut vs. N.E. (12/18)... Saw action on offense at K.C. (12/25) and vs. Oak. (1/1).

2015: Turner started 12 consecutive games (Week 6-17) at right guard for Miami... Made his first NFL start at Ten. (10/18)... Was a gameday inactive from Weeks 2-5.

2014: Selected by the Dolphins in the third round (67th overall) of the 2014 NFL Draft, Turner appeared in the final two games of his rookie season... Made his NFL debut vs. Min. (12/21)... Was a gameday inactive for the first 14 games of the season.

COLLEGE: Turner started 56-of-57 games played at North Dakota State University... Was a member of three FCS national championship teams and was named an FCS All-American and All-Missouri Valley Conference first team choice as a junior and senior... Opened 44 consecutive games at left tackle after starting his first 12 collegiate games at right tackle.

PERSONAL: Turner attended Mounds View High School in Arden Hills, Minn., where he was an all-state lineman... Helped his high school to a 26-8 record and three state playoff appearances... His father, Maurice Turner, played four seasons with Minnesota (1984-85), Green Bay (1985) and the N.Y. Jets (1987)... His brother, Bryan Kehl, played six seasons with the N.Y. Giants (2008-10), St. Louis (2010-11), Kansas City (2012) and Washington (2012-13)... Turner was born on Oct. 17, 1991, in Shoreview, Minn.

TURNER'S REGULAR SEASON RECORD

Year	Club	G	S
2014	Miami	2	0
2015	Miami	13	12
2016	Mia./Den.	8	2
2017	Denver	1	0
2018	Denver	16	11
2019	Green Bay	16	16
2020	Green Bay	14	14
2021	Green Bay	13	13
CAREER TOTALS		83	68

TURNER'S POSTSEASON SEASON RECORD

Year	Club	G	S
2019	Green Bay	2	2
2020	Green Bay	2	2
2021	Green Bay	1	1
CAREER TOTALS		5	5



BARRINGTON WADE

54

INSIDE LINEBACKER

6-1 • 232 • 2ND YR. • IOWA

BORN: March 16, 1998, in Skokie, Ill.

HIGH SCHOOL: Niles North (Ill.) High School, Skokie

ACQUIRED: Free Agent, 2022

NFL YEAR: 2nd • **YEAR WITH BRONCOS:** 2nd

NFL GAMES PLAYED/STARTED: 4/0



WADE AT A GLANCE:

- A second-year inside linebacker from Iowa who appeared in four games with Denver during the 2021 season, registering one special teams tackle in 52 snaps.
- Appeared in 33 games (11 starts) in three seasons at Iowa, posting 23 tackles (11 solo), two interceptions (28 yds.) and one sack (9 yds.)
- Produced 12 tackles (8 solo), a career-high two interceptions (28 yds.) and one sack in eight games during his final season at Iowa in 2020.
- Signed by the Broncos as a free agent on Jan. 10, 2022.
- Entered the NFL with Baltimore as a college free agent on May 13, 2021.

CAREER TRANSACTIONS: Signed by Baltimore as a college free agent 5/13/21; Waived by Baltimore 8/6/21; Claimed off waivers by Denver 8/7/21; Waived by Denver 8/31/21; Signed by Denver (practice squad) 9/1/21; Signed by Denver (active roster) 10/19/21; Waived by Denver 10/25/21; Signed by Denver (practice squad) 10/27/21; Signed by Denver 1/10/22.



2021: Wade spent most of the season competing on Denver's practice squad and appeared in four games, recording one special-teams tackle in 52 snaps... Made a tackle on 12 special-teams snaps at Dal. (11/7).

COLLEGE: Wade appeared in 33 games (11 starts) over three collegiate seasons (2018-20) with Iowa, notching 23 tackles (11 solo), two interceptions (28 yds.) and one sack (9 yds.)... Posted 12 tackles (8 solo), a career-high two interceptions (28 yds.) and one sack (9 yds.) during his final collegiate campaign... Collected eight tackles (2 solo) in 13 games played in 2019.

PERSONAL: Wade prepped at Niles North High School in Skokie, Ill., where he competed in football and track... Was first-team all-state as a senior and garnered first-team all-conference honors in each of his final three high school seasons... Barrington Wade was born on March 16, 1998.

WADE'S REGULAR SEASON RECORD

Year	Club	G	S	UT	A	TT	S-Yds.	I-Yds.	PD	FF	FR	TD-Int.	TD-FR	S	Pts.
2021	Denver	4	0	0	0	0	0-0	0-0	0	0	0	0	0	0	0
CAREER TOTALS		4	0	0	0	0	0-0	0-0	0	0	0	0	0	0	0

ADDITIONAL STATISTICS: Special-teams tackles — 2021 (1), TOTAL (1).

BARRINGTON WADE'S CAREER GAME-BY-GAME

(Victories asterisked)

2021 DENVER (7-10)		TACKLES									
Date	Opponent	P/S	UT	A	TT	S-Yds.	I-Yds.	PD	FF	FR	
Games 1-6		PRACTICE SQUAD									
Oct 21	at Cleveland	P	0	0	0	0-0	0-0	0	0	0	
Oct 31	vs. Washington*	P	0	0	0	0-0	0-0	0	0	0	
Nov 7	at Dallas*	P	0	0	0	0-0	0-0	0	0	0	
Games 10-15		PRACTICE SQUAD									
Jan 2	at L.A. Chargers	P	0	0	0	0-0	0-0	0	0	0	
Jan 8	vs. Kansas City	PRACTICE SQUAD									
Season Totals		4/0	0	0	0	0-0	0-0	0	0	0	



CORLISS WAITMAN

17

PUNTER



6-2 • 210 • 2ND YR. • SOUTH ALABAMA
BORN: July 21, 1995, in Ghent, Belgium
HIGH SCHOOL: Milton High School, Milton, Ga
ACQUIRED: Waivers (Pittsburgh), 2022
NFL YEAR: 2nd • **YEAR WITH BRONCOS:** 1st
NFL GAMES PLAYED/STARTED: 2/0

WAITMAN AT A GLANCE:

- A second-year player who has appeared in two games with Pittsburgh in 2021, punting seven times for 365 yards (52.1 avg. / 42.6 net) with one punt inside the 20-yard line and one touchback.
- Punted 158 times for 6,740 yards (41.2 avg.) with 50 punts inside the 20-yard line, 37 punts of 50 or more yards and seven touchbacks at South Alabama.
- Named first-team All-Sun Belt Conference as a junior after recording 3,167 yards on 70 punts for a school record 45.2 average in 2017.
- Claimed off waivers by Denver from Pittsburgh on Feb. 15, 2022.
- Entered the NFL as a college free agent with Pittsburgh in 2020.

CAREER TRANSACTIONS: Signed by Pittsburgh as a college free agent 4/26/20; Waived by Pittsburgh 9/5/20; Signed by Pittsburgh (practice squad) 9/6/20; Signed by Pittsburgh 1/14/21; Waived by Pittsburgh 5/3/21; Signed by Las Vegas 7/26/21; Waived by Las Vegas 8/23/21; Signed by New England (practice squad) 11/23/21; Signed by Pittsburgh (active roster) 12/25/21; Waived by Pittsburgh 1/15/22; Claimed off waivers by Denver 2/15/22.



2021: Waitman appeared in two games with Pittsburgh after competing on New England's practice squad, recording 7 punts for 365 yards (52.1 avg. / 42.6 net) with one punt inside the 20 and one touchback... Had two punts for 121 yards (60.5 avg. / 41.5 net) in his NFL debut at K.C. (12/26)... Punted five times for 244 yards (58.8 avg. / 43.0 net) with one punt inside the 20 vs. Cle. (1/3).

COLLEGE: Waitman appeared in 40 games at South Alabama, where he finished with 158 punts for 6,740 yards (42.7 avg.), 50 punts inside the 20-yard line, 37 punts of 50 or more yards and seven touchbacks... Totaled 2,792 yards on 67 punts (41.2 avg.) with 19 punts inside the 20-yard line and 15 punts of 50 or more yards during his senior season... Named first-team All-Sun Belt Conference and an honorable mention on the inaugural All-American Punter team after recording 3,167 yards on 70 punts for a school record 45.2 average in 2017... Also tallied 26 punts inside the 20-yard line and led the conference with 21 punts of 50 or more yards.

PERSONAL: Waitman prepped at Milton (Ga.) High School, where he was named first-team All-State as a senior after punting 43 times for a 44.0 average... Also connected on 8-of-10 field goal attempts and made 15-of-16 on extra point attempts... Lettered in football, basketball, soccer and track... Corliss Waitman was born on July 21, 1995, in Ghent, Belgium.

WAITMAN'S REGULAR SEASON RECORD

Year	Club	G	S	No.	Yds.	Avg.	Net.	TB	In 20	LG	Blk.
2021	Pittsburgh	2	0	7	365	52.1	42.6	1	1	63	0
CAREER TOTALS		2	0	7	365	52.1	42.6	1	1	63	0

CORLISS WAITMAN'S CAREER GAME-BY-GAME

(Victories asterisked)

2021 PITTSBURGH (9-7-1)		PUNTING											
Date	Opponent	P/S	No.	Yds.	Avg.	Net.	TB	In 20	LG	Blk.	Opp. Ret.	Ret. Yds.	
Weeks 1-11		NOT ON TEAM											
		SIGNED BY NEW ENGLAND (PRACTICE SQUAD) ON NOV. 23											
Weeks 12-15		PRACTICE SQUAD											
		SIGNED BY PITTSBURGH (ACTIVE ROSTER) ON DEC. 25											
Dec 26	at Kansas City	P	2	121	60.5	41.5	1	0	63	0		18	
Jan 3	vs. Cleveland*	P	5	244	48.8	43.0	0	1	53	0	4	29	
Jan 9	at Baltimore*												
Season Totals			2/0	7	365	52.1	42.6	1	1	63	0	5	47



DESHAWN WILLIAMS

99

DEFENSIVE END

6-1 • 292 • 5TH YR. • CLEMSON

BORN: Dec. 29, 1992, in Central, S.C.

HIGH SCHOOL: Daniel High School, Central, S.C.

ACQUIRED: Free Agent, 2020

NFL YEAR: 5th • YEAR WITH BRONCOS: 4th

NFL GAMES PLAYED/STARTED: 33/19



WILLIAMS AT A GLANCE:

- A fifth-year defensive lineman who has played 33 games (19 starts) with the Bengals (2016) and Broncos (2020-21).
- Competed on practice squads with Cincinnati (2015, '17), Denver (2018, '19, '20), Miami (2018) and Indianapolis (2018).
- Totaled 78 tackles (38 solo), 3.5 sacks (11 yds.), one interception (3 yds.) and five passes defended during his career.
- Notched a career-high 39 tackles (17 solo) and added one sack (1 yd.) and two passes defended in 15 games played (8 starts) in 2021.
- Saw action in 14 games (11 starts) with the Broncos in 2020, recording 37 tackles (20 solo), two sacks (7 yds.), one interception (1 yd.) and three passes defended.
- Posted two tackles and a half sack (1 yd.) with Cincinnati in 2016.
- Appeared in 53 games (17 starts) at Clemson University, totaling 161 tackles, five sacks, four passes defended, one fumble recovery and two blocked kicks.
- Joined the Broncos as a free agent on Aug. 15, 2020.
- Entered the NFL with Cincinnati as a college free agent on May 8, 2015.

CAREER TRANSACTIONS: Signed by Cincinnati as a college free agent 5/8/15; Waived by Cincinnati 9/5/15; Signed by Cincinnati (practice squad) 9/6/15; Signed by Cincinnati (active roster) 1/6/16; Waived by Cincinnati 11/26/16; Signed by Cincinnati (active roster) 11/28/16; Waived by Cincinnati 9/2/17; Signed by Cincinnati (practice squad) 9/3/17; Waived by Cincinnati 1/8/18; Signed by Denver (active roster) 1/17/18; Waived by Denver 9/1/18; Signed by Denver (practice squad) 9/2/18; Waived by Denver 9/11/18; Signed by Miami (practice squad) 10/16/18; Waived by Miami 10/31/18; Signed by Miami (practice squad) 11/2/18; Waived by Miami 12/4/18; Signed by Indianapolis (practice squad) 12/10/18; Waived by Indianapolis 4/30/19; Signed by Denver 5/13/19; Waived by Denver 8/31/19; Signed by Denver 8/15/20; Waived by Denver 9/5/20; Signed by Denver (practice squad) 9/6/20; Signed by Denver (active roster) 9/25/20.



2021: Williams appeared in 15 games (8 starts), recording a career-high 39 tackles (17 solo), one sack (3 yds.) and two passes defended... Missed the final two games of the season and placed on injured reserve (elbow) on Dec. 28... Recorded four tackles (1 solo) at Cle. (10/21)... Made his first start of the season, tallying four tackles (2 solo) vs. Was. (10/31)... Registered a career-high six tackles (1 solo) and one pass defended at K.C. (12/5)... Added one pass defended vs. Det. (12/12)... Tied his career high with six tackles (1 solo) at L.V. (12/26).

2020: Williams played in 14 games (11 starts) for the Broncos, totaling 37 tackles (20 solo), two sacks (7 yds.), one interception (1 yd.), and three passes defended... Played in his first game in four seasons vs. T.B. (9/27), contributing two tackles (1 solo) and one pass defended... Posted four tackles (1 solo) vs. NYJ (10/1)... Collected his first career interception in his first career start at N.E. (10/18), becoming the 19th player in franchise history and second defensive lineman to accomplish that feat... Registered career-high five tackles (4 solo) at Atl. (11/8)... Led the team in sacks and recorded his first career game with two full sacks (7 yds.) vs. Mia. (11/22)... Tied career-high with five tackles (3 solo) vs. Buf. (12/19).

2019: Williams competed in training camp with Denver before being waived on Aug. 31.

2018: Williams competed on practice squads with Denver, Miami and Indianapolis after spending training camp with the Broncos.

2017: Williams spent the season competing on Cincinnati's practice squad.

2016: Williams played four games with Cincinnati, posting two tackles (1 solo) and a half sack (1 yd.)... Made his NFL debut vs. Phi. (12/4).

2015: Williams, who entered the NFL as a college free agent with Cincinnati on May 8, spent his rookie season on the club's practice squad.

COLLEGE: Williams started 17-of-53 games played at Clemson University, amassing 161 tackles, five sacks, four passes defended, one fumble recovery and two blocked kicks... Posted 54 tackles and three sacks during his senior season... Amassed 37 tackles and recovered one fumble as a junior... Notched 50 tackles, two sacks, one pass defended and one blocked kick as a sophomore.

PERSONAL: Williams attended Daniel High School in Central, S.C., where he registered 106 tackles, seven sacks, three passes defended and one interception as a senior... His first name is pronounced dee-SHAWN... DeShawn (pronounced: dee-SHAWN) Williams was born on Dec. 29, 1992 in Central, S.C.

WILLIAMS' REGULAR SEASON RECORD

Year	Club	G	S	UT	A	TT	S-Yds.	I-Yds.	PD	FF	FR	TD-Int.	TD-FR	S	Pts.
2016	Cincinnati	4	0	1	1	2	0.5-1	0-0	0	0	0	0	0	0	0
2020	Denver	14	11	20	17	37	2-7	1-1	3	0	0	0	0	0	0
2021	Denver	15	8	17	22	39	1-3	0-0	2	0	0	0	0	0	0
CAREER TOTALS		33	19	38	40	78	3.5-11	1-1	5	0	0	0	0	0	0

DESHAWN WILLIAMS' CAREER GAME-BY-GAME

(Victories asterisked)

2016 CINCINNATI (6-9-1)		TACKLES													
Date	Opponent	P/S	UT	A	TT	S-Yds.	I-Yds.	PD	FF	FR					
Games 1-10															
INACTIVE															
WAIVED BY CINCINNATI NOV. 26 / SIGNED BY CINCINNATI NOV. 28															
Dec 4	vs. Philadelphia*	P	0	1	1	0.5-1	0-0	0	0	0	0	0	0	0	0
Dec 11	at Cleveland*	P	1	0	1	0-0	0-0	0	0	0	0	0	0	0	0
Dec 18	vs. Pittsburgh	P	0	0	0	0-0	0-0	0	0	0	0	0	0	0	0
Dec 24	at Houston	P	0	0	0	0-0	0-0	0	0	0	0	0	0	0	0
Jan 1	vs. Baltimore*	INACTIVE													
Season Totals			4/0	1	1	2	0.5-1	0-0	0	0	0	0	0	0	0
2020 DENVER (5-1)		TACKLES													
Date	Opponent	P/S	UT	A	TT	S-Yds.	I-Yds.	PD	FF	FR					
GAMES 1-2															
PRACTICE SQUAD															
Sept 27	vs. Tampa Bay	P	1	1	2	0-0	0-0	1	0	0	0	0	0	0	0
Oct 1	at N.Y. Jets*	P	1	3	4	0-0	0-0	0	0	0	0	0	0	0	0
Oct 18	at New England*	S	0	3	3	0-0	1-1	1	0	0	0	0	0	0	0
Oct 25	vs. Kansas City	P	0	1	1	0-0	0-0	0	0	0	0	0	0	0	0
Nov 1	vs. L.A. Chargers*	S	3	0	3	0-0	0-0	0	0	0	0	0	0	0	0
Nov 8	at Atlanta	S	4	1	5	0-0	0-0	0	0	0	0	0	0	0	0
Nov 15	at Las Vegas	S	1	1	2	0-0	0-0	0	0	0	0	0	0	0	0
Nov 22	vs. Miami*	S	3	0	3	2-7	0-0	0	0	0	0	0	0	0	0
Nov 29	vs. New Orleans	S	1	2	3	0-0	0-0	0	0	0	0	0	0	0	0
Dec 6	at Kansas City	S	2	2	4	0-0	0-0	1	0	0	0	0	0	0	0
Dec 13	at Carolina*	S	0	1	1	0-0	0-0	0	0	0	0	0	0	0	0
Dec 19	vs. Buffalo	S	3	2	5	0-0	0-0	0	0	0	0	0	0	0	0
Dec 27	at L.A. Chargers	S	0	0	0	0-0	0-0	0	0	0	0	0	0	0	0
Jan 3	vs. Las Vegas	S	1	0	1	0-0	0-0	0	0	0	0	0	0	0	0
Season Totals			14/11	20	17	37	2-7	1-1	3	0	0	0	0	0	0

DID YOU KNOW?

In 16 of the last 17 years, at least one rookie college free agent made the Broncos' active roster out of training camp for the first week of the regular season. In 2021, linebacker Andre Mintze made Denver's Week 1 roster to give the Broncos 25 such players since 1997.

2021 DENVER (7-10)		TACKLES									
Date	Opponent	P/S	UT	A	TT	S-Yds.	I-Yds.	PD	FF	FR	
Sept 12	at N.Y. Giants*	P	2	1	3	0-0	0-0	0	0	0	
Sept 19	at Jacksonville*	P	0	0	0	0-0	0-0	0	0	0	
Sept 26	vs. N.Y. Jets*	P	0	0	0	0-0	0-0	0	0	0	
Oct 3	vs. Baltimore	P	1	1	2	0-0	0-0	0	0	0	
Oct 10	at Pittsburgh	P	2	1	3	0-0	0-0	0	0	0	
Oct 17	vs. Las Vegas	P	1	1	2	0-0	0-0	0	0	0	
Oct 21	at Cleveland	P	1	3	4	0-0	0-0	0	0	0	
Oct 31	vs. Washington*	S	2	2	4	0-0	0-0	0	0	0	
Nov 7	at Dallas*	S	1	1	2	0-0	0-0	0	0	0	
Nov 14	vs. Philadelphia	S	2	1	3	0-0	0-0	0	0	0	
Nov 28	vs. L.A. Chargers*	S	2	1	3	1-3	0-0	0	0	0	
Dec 5	at Kansas City	S	1	5	6	0-0	0-0	1	0	0	
Dec 12	vs. Detroit*	S	0	0	0	0-0	0-0	1	0	0	
Dec 19	vs. Cincinnati	S	1	0	1	0-0	0-0	0	0	0	
Dec 26	at Las Vegas	S	1	5	6	0-0	0-0	0	0	0	
Games 16-17 INJURED RESERVE											
Season Totals			15/8	17	22	39	1-3	0-0	2	0	0



JAVONTE WILLIAMS

33

RUNNING BACK

5-10 • 220 • 2ND YR. • NORTH CAROLINA

BORN: April 25, 2000, in Wallace, N.C.

HIGH SCHOOL: Wallace-Rose Hill High School, Teachey, N.C.

ACQUIRED: Draft #2 (35th overall), 2021

NFL YEAR: 2nd • **YEAR WITH BRONCOS:** 2nd

NFL GAMES PLAYED/STARTED: 17/1



WILLIAMS AT A GLANCE:

- A second-year running back from the University of North Carolina who appeared in all 17 games (1 start) during his rookie season, recording 203 rushes for 903 yards (4.4 avg.) with four touchdowns to go along with 43 receptions for 316 yards (7.3 avg.) with three scores.
- Concluded the 2021 season ranked among the league's rookie leaders in yards per attempt (4.45-3rd, min. 75 att.), attempts (203-3rd), rushing yards (903-3rd) and rushing TDs (4-T-6th).
- Talled 1,219 scrimmage yards in 2021, which marked the seventh-highest total for a Broncos' rookie in team annals.
- Appeared in 35 games (2 starts) during his three seasons at the University of North Carolina (2018-20), rushing 366 times for 2,297 yards (6.3 avg.) with 29 touchdowns in addition to catching 50 passes for 539 yards (10.8 avg.) with four scores.
- Voted as the team's offensive MVP and was named a Maxwell Award (National Player of the Year) and Doak Walker Award (nation's top RB) semifinalist after rushing 157 times for 1,140 yards (7.3 avg.) with 19 scores as a senior.
- Garnered *Associated Press* All-America second team honors while being chosen to the All-ACC second team in 2020.
- Set the single-season program record with 132 points and 22 total touchdowns (fourth most in the country) in 2020 and tied former Tar Heel RB Don McCauley (1970) for the most rushing scores in a single season (19).
- Accumulated 2,271 rushing yards with 27 touchdowns and 13 receptions for 363 yards and five scores during his senior season at Wallace-Rose Hill High School in Teachey, N.C.
- Selected by the Broncos in the second round (35th overall) of the 2021 NFL Draft.



2021: Williams, who was selected by the Broncos in the second round (35th overall) of the 2021 NFL Draft, appeared in all 17 games (1 start)... Totaled 203 carries for 903 yards (4.4 avg.) with four touchdowns and added 43 receptions for 316 yards (7.3 avg.) with three scores... Concluded the season ranked among the league's rookie leaders in yards per attempt, attempts, rushing yards and rushing touchdowns... Talled 1,219 scrimmage yards which marked the seventh-highest total for a Broncos' rookie in team annals... Made his NFL debut, posting 14 rushes for 45 yards (3.2 avg.) at NYG (9/12)... Totaled 64 yards on 13 rushes (4.9 avg.) at Jac. (9/19)... Recorded first career rushing touchdown on a one-yard rush and added three receptions for 33 yards (11.0 avg.) vs. NYJ (9/26)... Became the first Broncos rookie to rush for a touchdown since Phillip Lindsay on Dec. 9, 2018 at San Francisco... Collected seven rushes for 48 yards (6.9 avg.), including a 31-yard

WILLIAMS AMONG TEAM & LEAGUE ROOKIE LEADERS

MOST RUSHING YARDS BY NFL ROOKIES, 2021

Rk.	Player	Tm.	Drft.	Rd.	Yds.	G/GS	Att.	Y/A	TD
1.	Najee Harris	Pit.		1	1,200	17/17	307	3.9	7
2.	Elijah Mitchell	S.F.		6	963	11/10	207	4.7	5
3.	Javonte Williams	Den.		2	903	17/1	203	4.5	4
4.	Michael Carter	NYJ		4	639	14/11	147	4.4	4
5.	Chuba Hubbard	Car.		4	612	17/10	172	3.6	5

MOST SCRIMMAGE YARDS BY A BRONCOS ROOKIE

	Player	Pos.	Year	Yards
1.	Clinton Portis	RB	2002	1,872
2.	Mike Anderson	RB	2000	1,656
3.	Terrell Davis	RB	1995	1,484
4.	Olandis Gary	RB	1999	1,318
5.	Bobby Humphrey	RB	1989	1,307
6.	Phillip Lindsay	RB	2018	1,278
7.	Javonte Williams	RB	2021	1,219

run vs. Bal. (10/3)... Rushed eight times for 61 yards (7.6 avg.), tallied a career-high 49-yard rush and added 25 receiving yards on three catches (8.3 avg.) at Pit. (10/10)... Led the team with a career-high six catches and notched first career receiving touchdown on a 10-yard, fourth-quarter reception at Cle. (10/21)... Garnered his first career 100-yard rushing effort, recording 17 rushes for a career-high 111 yards (6.5 avg.) at Dal. (11/7)... His performance against Dallas in Week 9 earned him Pepsi Zero Sugar Rookie of the Week honors... Registered one touchdown and had 14 rushes for 54 yards (3.9 avg.) vs. LAC (11/28)... Made his first career start, nabbed his second 100-yard rushing effort of the season and led the team with 102 rushing yards on 23 carries (4.4 avg.) while catching six passes for 76 yards (12.7 avg.) with one receiving touchdown at K.C. (12/5)... Totaled 73 rushing yards and 10 receiving yards to eclipse 1,000 scrimmage yards on the season, and added two touchdowns (1 rushing, 1 receiving) vs. Det. (12/12)... Notched his fourth rushing touchdown of the season at L.V. (12/26).

COLLEGE: Williams appeared in 35 games (2 starts) over three seasons (2018-20) at North Carolina, rushing 366 times for 2,297 yards (6.3 avg.) with 29 touchdowns in addition to catching 50 passes for 539 yards (10.8 avg.) with four scores... Appeared in 11 games (1 start) during his junior season in 2020, totaling 157 rushes for 1,140 yards (7.3 avg.) with 19 touchdowns in addition to catching 25 passes for 305 yards (12.2 avg.) with three scores... Voted as the team's offensive MVP and was named a Maxwell Award (National Player of the Year) and Doak Walker Award (nation's top RB) semifinalist... Garnered *Associated Press* All-America second team honors while being chosen to the All-ACC second team... Set the single-season program record with 132 points and 22 total touchdowns (fourth most in the country) and tied former Tar Heel RB Don McCauley (1970) for the most rushing scores in a single campaign (19)... Tied career high with four three-touchdown games on the ground and had a four-score performance (3 rush, 1 receiving) at Duke (11/7)... Rushed for 100 yards or more six times and had one 200-yard output on the ground... Saw action in all 13 games (1 start) in 2019, totaling 166 attempts for 933 yards (5.6 avg.) with five touchdowns in addition to catching 17 passes for 176 yards (10.4 avg.) and one receiving score... Collected first touchdown of the season and added 76 yards on 10 carries (7.6 avg.) vs. Miami (9/7)... Rushed 20 times for a season-high 144 yards (7.2 avg.) with one touchdown at Georgia Tech (10/5)... Scored three touchdowns (2 rush, 1 receiving) and had 100 all-purpose yards at N.C. State (11/30)... Rushed for 85 yards on 14 carries vs. Temple (12/27) in the Military Bowl... Appeared in all 11 games as a true freshman in 2017, recording 43 rushes for 224 yards (5.2 avg.) with five touchdowns and eight receptions for 58 yards (7.3 avg.)... Garnered his first career rushing touchdown at Duke (11/10)... Set career-high with three rushing scores and posted season highs in rushes (17) and rushing yards (93) vs. Western Carolina (11/17).

PERSONAL: Williams attended Wallace-Rose Hill High School in Teachey, N.C., where he graduated with a 4.6 GPA and was named the valedictorian of his senior class... Finished his senior season with 2,271 rushing yards and 27 touchdowns while posting 363 receiving yards and five scores... Led his team to its fourth-straight state title as a senior and won a track and field state title in the 4x100 meter relay in 2016... His first name is pronounced JUH-von-TAY... Javonte (pronounced: JUH-von-TAY) Williams was born on April 25, 2000, in Wallace, N.C.

WILLIAMS' REGULAR SEASON RECORD

Year	Club	RUSHING							RECEIVING				SCORING						
		G	S	No.	Yds.	Avg.	LG	TD	No.	Yds.	Avg.	LG	TD	TD	TDr	TpD	TDrT	2pt Pts.	
2021	Denver	17	1	203	903	4.4	49	4	43	316	7.3	42	3	7	4	3	0	0	42
Career Totals		17	1	203	903	4.4	49	4	43	316	7.3	42	3	7	4	3	0	0	42

DID YOU KNOW?

Pro Football Hall of Fame quarterback John Elway started 2,608 drives during his 16-year career with the Broncos from 1983-98 and was replaced just 10 times due to injury (.383%).

WILLIAMS' SINGLE-GAME HIGHS

(Postseason in parentheses)

Rushes — 23, at Kansas City, 12/5/21 (none). **Rushing yards** — 111, at Dallas, 11/7/21 (none). **Longest rush** — 49, vs. at Pittsburgh, 10/10/21 (none). **Rushing touchdowns** — 1, 4x, last at L.V., 12/26/21 (none). **Receptions** — 6, twice, last: at Kansas City, 12/5/21 (none). **Receiving yards** — 76, Kansas City, 12/5/21 (none). **Longest reception** — 42, vs. LAC, 11/28/21 (none). **Receiving touchdowns** — 1, 3x, last: vs. Detroit, 12/12/21 (none). **Total touchdowns** — 2, last: vs. Detroit, 12/12/21 (none).

JAVONTE WILLIAMS' CAREER GAME-BY-GAME

(Victories asterisked)

2021 DENVER (7-10)		RUSHING					RECEIVING					SCORING			
Date	Opponent	P/S	No.	Yds.	Avg.	LG	TD	No.	Yds.	Avg.	LG	TD	2pt.	Pts.	
Sept 12	at N.Y. Giants*	P	14	45	3.2	12	0	1	-4	-4.0	-4	0	0	0	
Sept 19	at Jacksonville*	P	13	64	4.9	16	0	1	10	10.0	10	0	0	0	
Sept 26	vs. N.Y. Jets*	P	12	29	2.4	14	1	3	33	11.0	17	0	0	6	
Oct 3	vs. Baltimore	P	7	48	6.9	31	0	3	11	3.7	9	0	0	0	
Oct 10	at Pittsburgh	P	8	61	7.6	49	0	3	25	8.3	10	0	0	0	
Oct 17	vs. Las Vegas	P	11	53	4.8	30	0	3	15	5.0	10	0	0	0	
Oct 21	at Cleveland	P	4	20	5.0	7	0	6	32	5.3	10	1	0	6	
Oct 31	vs. Washington*	P	9	35	3.9	14	0	2	13	6.5	11	0	0	0	
Nov 7	at Dallas*	P	17	111	6.5	30	0	0	0	—	—	0	0	0	
Nov 14	vs. Philadelphia	P	8	48	6.0	20	0	2	1	0.5	10	0	0	0	
Nov 28	vs. L.A. Chargers*	P	14	54	3.9	12	1	3	57	19.0	42	0	0	6	
Dec 5	at Kansas City	S	23	102	4.4	14	0	6	76	12.7	34	1	0	6	
Dec 12	vs. Detroit*	P	15	73	4.9	9	1	1	10	10.0	10t	1	0	12	
Dec 19	vs. Cincinnati	P	15	72	4.8	14	0	4	9	2.3	8	0	0	0	
Dec 26	at Las Vegas	P	7	12	1.7	3	1	2	8	4.0	7	0	0	6	
Jan 2	at L.A. Chargers	P	14	30	2.1	7	0	1	2	2.0	2	0	0	0	
Jan 8	vs. Kansas City	P	12	46	3.8	15	0	2	18	9.0	11	0	0	0	
Season Totals			17/1	203	903	4.4	49	4	43	316	7.3	42	3	0	42



K'WAUN WILLIAMS

21

CORNERBACK

5-9 • 185 • 8TH YR. • PITTSBURGH

BORN: July 12, 1991, in Paterson, N.J.

HIGH SCHOOL: Saint Joseph Regional High School, Montvale, N.J.

ACQUIRED: Unrestricted Free Agent (S.F.), 2022

NFL YEAR: 8th • **YEAR WITH BRONCOS:** 1st

NFL GAMES PLAYED/STARTED: 91/46 • **POSTSEASON GP/GS:** 6/3



WILLIAMS AT A GLANCE:

- An eighth-year cornerback from the University of Pittsburgh who has appeared in 91 career regular-season games (46 starts) and six postseason contests (3 starts) with Cleveland (2014-15) and San Francisco (2017-21).
- Recorded 293 tackles (66 solo), seven sacks (56.5 yds.), four interceptions (84 yds.), 27 passes defended, 11 forced fumbles and three fumble recoveries during his career.
- Notched 23 tackles (20 solo), one sack (10 yds.), one interception, four passes defended and one forced fumble in six postseason games (2019, '21) with the 49ers.
- Appeared in 14 games (8 starts) for San Francisco in 2021, posting 52 tackles (40 solo), one sack (14 yds.), one interception (4 yds.), four passes defended and one forced fumble.
- Tallied 22 tackles (17 solo), two sacks (15 yds.), four passes defended and one forced fumble in eight games played (4 starts) in 2020.
- Collected 51 tackles (35 solo), one sack (10.5 yds.), career-high two interceptions (53 yds.), two passes defended and career-high four forced fumbles in 15 games played (8 starts) in 2019.
- Started 11-of-14 games played in 2018, recording 45 tackles (40 solo) and two passes defended.
- Totaled career-high 54 tackles (42 solo), one sack (3 yds.), one interception (27 yds.), five passes defended, two forced fumbles and one fumble recovery in 14 games played (5 starts) in 2017.
- Played 13 games (6 starts) for Cleveland in 2015, nabbing 38 tackles (30 solo), one sack (8 yds.), three forced fumbles and career-high two fumble recoveries.
- Registered career-high eight passes defended and added 31 tackles (23 solo) and one sack (6 yds.) in 13 games played (4 starts) during his rookie campaign.

- Appeared in 48 collegiate games over four seasons (2010-13) with the Panthers, tallying 161 tackles (128 solo), one half sack (2 yds.), seven interceptions (5 yds.), 17 passes defended, three forced fumbles and one fumble recovery.
- Signed by the Broncos as an unrestricted free agent (S.F.) on March 23, 2022.
- Entered the NFL with Cleveland as a college free agent on May 20, 2014.

CAREER TRANSACTIONS: Signed by Cleveland as a college free agent 5/20/14; Waived by Cleveland 8/29/16; Claimed off waivers by Chicago 8/30/16; Waived by Chicago 9/1/16; Signed by San Francisco 2/22/17; Re-Signed by San Francisco 9/29/17; Re-Signed by San Francisco 3/24/21; Signed by Denver 3/23/22.



2021: Williams appeared in 14 games (8 starts) with San Francisco, posting 52 tackles (40 solo), four passes defended, one interception for four yards, one sack and one forced fumble... Also recorded eight tackles (seven solo), four passes defended and one interception in three playoff games (2 starts)... Registered seven tackles (4 solo) and two tackles for loss in a win at Chi. (10/31)... Totaled four tackles (2 solo) and one pass defended at Jac. (11/21)... Tallied five tackles (4 solo) along with one interception for four yards, one forced fumble and one pass defended at Sea. (12/5)... Made seven tackles (5 solo), including one sack for 14 yards, and also notched one tackle for loss at Cin. (12/12)... Picked-off Cowboys' QB Dak Prescott and also totaled two solo tackles and one pass defended in San Francisco's NFC Wild Card win at Dal. (1/16)... Produced two passes defended and three solo tackles in the NFC Divisional Game win at G.B. (1/22).

2020: Williams played in eight games (4 starts) with San Francisco, totaling 22 tackles (17 solo), career highs of four passes defended and two sacks along with one forced fumble... Registered five tackles (3 solo) and one pass defended at NYG (9/27)... Posted an eight-yard sack along with two tackles for loss at Sea. (11/1)... Tallied six tackles (5 solo), one sack, one pass defended and one forced fumble at Ari. (12/26).

2019: Williams started in eight of the 15 games he appeared in for San Francisco, racking up 51 tackles (35 solo), a team-high four forced fumbles, a career-high two interceptions, two passes defended and one sack... Also totaled 15 tackles (13 solo), one sack and one forced fumble in three postseason games (1 start), helping the 49ers reach Super Bowl LIV... Notched seven tackles (3 solo) at Cin. (9/15)... Registered a four-yard interception along with one pass defended and two tackles (1 solo) vs. Pit. (9/22)... Had a 49-yard interception with 1 pass defended, two assisted tackles and 0.5 sacks vs. Cle. (10/7)... Posted career highs of nine tackles (6 solo) and two forced fumbles along with 0.5 sacks vs. Sea. (11/11)... Forced a fumble and made five tackles (4 solo) at LAR (12/21)... Totaled seven unassisted tackles, including one sack, and forced a fumble in the NFC Championship Game vs. G.B. (1/19)... Had six tackles (5 solo) in Super Bowl LIV vs. K.C. (2/2).

2018: Williams played in 14 games (11 starts), tallying 45 tackles (40 solo) and two passes defended with San Francisco... Notched three unassisted tackles and one pass defended at Min. (9/9)... Totaled six unassisted tackles at LAC (9/30)... Made five unassisted tackles and one tackle for loss vs. NYG (11/12)... Had five tackles (3 solo) vs. Chi. (12/23)... Produced five tackles (4 solo) at LAR (12/30).

2017: Williams appeared in 14 games (5 starts), posting a career-high 54 tackles (42 solo) along with five passes defended, a team-high-tying two forced fumbles, one interception, one fumble recovery and one sack in his first season with San Francisco... Tallied six tackles (4 solo) and two passes defended at Sea. (9/17)... notched seven tackles (6 solo) vs. LAR (10/1)... Produced eight tackles (5 solo) at Ari. (10/1)... Forced a fumble and also made four tackles (3 solo) at Ind. (10/8)... Had a forced fumble for the second consecutive game and also registered five solo tackles at Was. (10/15)... Recorded his first career interception and also broke up two passes and had five tackles (3 solo) vs. Jac. (12/24)... Recorded four tackles (3 solo) and a pass defended at LAR (12/31).

2015: Williams produced a career-high two fumble recoveries along with 38 tackles (30 solo), a team-high three forced fumbles, two passes defended and one sack in 13 games (6 starts) with Cleveland... Recorded his first career forced fumble along with two assisted tackles at Bal. (10/11)... Notched the first fumble recovery of his career and set a career-high two forced fumbles along with two passes defended and three tackles (2 solo) vs. Ari. (11/1)... Made five solo tackles and recovered a fumble at Pit. (11/15)... Had four tackles (3 solo) and broke up a pass at K.C. (12/27).

2014: Williams played in 13 games (4 starts) in his rookie season with Cleveland, recording a career-high eight passes defended along with 31 tackles (23 solo) and one sack... Recorded his first-career pass defended and sack along with six solo tackles at Ten. (10/5)... Set a career-high two passes defended vs. Pit. (10/12)... Registered two passes defended and four tackles (1 solo) at Cin. (11/6)... Made seven tackles (4 solo) and broke up a pass vs. Hou. (11/16).

WILLIAMS AMONG NFL DB'S IN FUMBLE RECOVERIES SINCE 2014

Player	Team	Years	Fumble Recoveries
1. Josh Norman	Car./Was./Buf./SF.	2014-21	20
2. Malcolm Jenkins	N.O. / Phi.	2014-21	14
3. Vonn Bell	Cin.	2016-21	13
4. Marlon Humphrey	Bal.	2017-21	12
5. K'Waun Williams	Cle. / S.F.	2014-21	11

WILLIAMS AMONG NFL CB'S IN SACKS SINCE 2014

Player	Team	Years	Sacks	Sack Yds.
1. Logan Ryan	N.E. / Ten. / NYG	2014-21	11.5	86.5
2. Mike Hilton	Pit. / Cin.	2017-21	9.5	75
3. Desmond King II	LAC / Ten. / Hou.	2017-21	8.5	27
4. Jourdan Lewis	Dal.	2017-21	7.5	46.5
5. K'Waun Williams	Cle. / S.F.	2014-21	7	56.5
Kenny Moore	Ind.	2017-21	7	40

COLLEGE: Williams attended the University of Pittsburgh, totaling 161 tackles, 17 passes defended, 17 sacks for loss, seven interceptions and one fumble recovery in 48 games (38 starts)... Started all 13 games as a senior in 2013 and led the team with seven passes defended while ranking second on the team with two interceptions... Also added 36 tackles (30 solo) and four tackles for loss... As a sophomore, started all 13 games he appeared in and posted a career-high 64 tackles (49 solo) along with six passes defended, five tackles for loss, one interception, one fumble recovery and 0.5 sacks.

PERSONAL: Williams prep'd at St. Joseph Regional (N.J.) High School, where he played running back, receiver and cornerback... Named All-New Jersey, All-New Jersey Non-Public and All-Bergen County... Helped lead the team to back-to-back state championships in his junior and senior seasons... As a senior, registered 32 tackles, two interceptions, two fumble recoveries and scored eight touchdowns... Also notched 243 yards on 33 carried (7.4 avg.) and 16 catches for 231 yards (14.4 avg.)... K'Waun (pronounced: kay-WAUN) Williams was born on July 12, 1991 in Paterson, N.J.

WILLIAMS' REGULAR SEASON RECORD

Year	Club	G	S	UT	A	TT	S-Yds.	I-Yds.	PD	FF	FR	TD-Int.	TD-FR	S	Pts.
2014	Cleveland	13	4	23	8	31	1-6	0-0	8	0	0	0	0	0	0
2015	Cleveland	13	6	30	8	38	1-8	0-0	2	3	2	0	0	0	0
2017	San Francisco	14	5	42	12	54	1-3	1-27	5	2	1	0	0	0	0
2018	San Francisco	14	11	40	5	45	0-0	0-0	2	0	0	0	0	0	0
2019	San Francisco	15	8	35	16	51	1-10.5	2-53	2	4	0	0	0	0	0
2020	San Francisco	8	4	17	5	22	2-15	0-0	4	1	0	0	0	0	0
2021	San Francisco	14	8	40	12	52	1-14	1-4	4	1	0	0	0	0	0
CAREER TOTALS		91	46	227	66	293	7-56.5	4-84	27	11	3	0	0	0	0

ADDITIONAL STATISTICS: Special-teams tackles — 2014 (7), 2015 (1), TOTAL (8).

WILLIAMS' POSTSEASON RECORD

Year	Club	G	S	UT	A	TT	S-Yds.	I-Yds.	PD	FF	FR	TD-Int.	TD-FR	S	Pts.
2019	San Francisco	3	1	13	2	15	1-10	0-0	0	1	0	0	0	0	0
2021	San Francisco	3	2	7	1	8	0-0	1-0	4	0	0	0	0	0	0
CAREER TOTALS		6	3	20	3	23	1-10	1-0	4	1	0	0	0	0	0

WILLIAMS' SINGLE GAME HIGHS

(Postseason in parentheses)

Tackles — 9, vs. Seattle, 11/11/19 (7, vs. Green Bay, 1/19/20). **Interceptions** — 1, 4x, last at Seattle, 12/5/21 (1, at Dallas, 1/16/22). **Sacks** — 1, 6x, last at Cincinnati, 12/12/21 (1, vs. Green Bay, 1/19/20). **Sack yards** — 14, at Cincinnati, 12/12/21 (10, vs. Green Bay, 1/19/20). **Interception return yards** — 49, vs. Cleveland, 10/7/19 (0, at Dallas, 1/16/22). **Passes Defended** — 2, 4x, last vs. Jacksonville, 12/24/17 (2, at Green Bay, 1/22/22). **Forced Fumbles** — 2, twice, last vs. Seattle, 11/11/19 (1, vs. Green Bay, 1/19/20). **Fumble Recoveries** — 1, 3x, last at L.A. Rams, 12/31/17 (none).

K'WAUN WILLIAMS' CAREER GAME-BY-GAME

(Victories asterisked)

2014 CLEVELAND (7-9)		TACKLES														
Date	Opponent	P/S	UT	A	TT	S-Yds.	I-Yds.	PD	FF	FR						
Sep 7	at Pittsburgh	P	2	0	2	0-0	0-0	0	0	0						
Sep 14	vs. New Orleans*	P	0	0	0	0-0	0-0	0	0	0						
Sep 21	vs. Baltimore	P	0	0	0	0-0	0-0	0	0	0						
Oct 5	at Tennessee*	P	6	0	6	1-6	0-0	1	0	0						
Oct 12	vs. Pittsburgh*	S	1	0	1	0-0	0-0	2	0	0						
Oct 19	at Jacksonville															
Oct 26	vs. Oakland*	P	0	0	0	0-0	0-0	0	0	0						
Nov 2	vs. Tampa Bay*	S	0	0	0	0-0	0-0	0	0	0						
Nov 6	at Cincinnati*	P	1	3	4	0-0	0-0	2	0	0						
Nov 16	vs. Houston	S	4	3	7	0-0	0-0	1	0	0						
Nov 23	at Atlanta*	P	5	0	5	0-0	0-0	0	0	0						
Nov 30	at Buffalo	P	2	0	2	0-0	0-0	0	0	0						
Dec 7	vs. Indianapolis	S	1	2	3	0-0	0-0	1	0	0						
Dec 14	vs. Cincinnati															
Dec 21	at Carolina															
Dec 28	at Baltimore	P	1	0	1	0-0	0-0	1	0	0						
Season Totals			13/4	23	8	31	1-6	0-0	8	0	0					

2015 CLEVELAND (3-13)		TACKLES									
Date	Opponent	P/S	UT	A	TT	S-Yds.	I-Yds.	PD	FF	FR	
Sep 13	at N.Y. Jets	S	1	1	2	0-0	0-0	0	0	0	
Sep 20	vs. Tennessee*	S	3	0	3	1-8	1-6	0	1	0	
Sep 27	vs. Oakland					INACTIVE					
Oct 4	at San Diego					INACTIVE					
Oct 11	at Baltimore*	S	0	2	2	0-0	0-0	0	0	0	
Oct 18	vs. Denver	S	2	0	2	0-0	0-0	0	0	0	
Oct 25	at St. Louis	P	0	1	1	0-0	0-0	0	0	0	
Nov 1	vs. Arizona	P	2	1	3	0-0	0-0	1	2	1	
Nov 5	at Cincinnati	P	3	1	4	0-0	0-0	0	0	0	
Nov 15	at Pittsburgh	P	5	0	5	0-0	0-0	0	0	1	
Nov 30	vs. Baltimore	P	3	1	4	0-0	0-0	0	0	0	
Dec 6	vs. Cincinnati	P	0	0	0	0-0	0-0	0	0	0	
Dec 13	vs. San Francisco*	S	4	0	4	0-0	0-0	0	0	0	
Dec 20	at Seattle					INACTIVE					
Dec 27	at Kansas City	S	3	1	4	0-0	0-0	1	0	0	
Jan 3	vs. Pittsburgh	S	4	0	4	0-0	0-0	0	0	0	
Season Totals			13/6	30	8	38	1-8	0-0	2	3	2

2017 SAN FRANCISCO (6-10)		TACKLES									
Date	Opponent	P/S	UT	A	TT	S-Yds.	I-Yds.	PD	FF	FR	
Sep 10	vs. Carolina	P	1	0	1	0-0	0-0	0	0	0	
Sep 17	at Seattle	S	4	2	6	0-0	0-0	2	0	0	
Sep 21	vs. L.A. Rams	P	6	1	7	0-0	0-0	0	0	0	
Oct 1	at Arizona	P	5	3	8	0-0	0-0	0	0	0	
Oct 8	at Indianapolis	S	3	1	4	0-0	0-0	0	1	0	
Oct 15	at Washington	P	5	0	5	0-0	0-0	0	1	0	
Oct 22	vs. Dallas	S	0	0	0	0-0	0-0	0	0	0	
Oct 29	at Philadelphia					INACTIVE					
Nov 5	vs. Arizona					INACTIVE					
Nov 12	vs. N.Y. Giants*	P	4	0	4	0-0	0-0	0	0	0	
Nov 26	vs. Seattle	P	2	0	2	0-0	0-0	0	0	0	
Dec 3	at Chicago*	P	4	0	4	0-0	0-0	0	0	0	
Dec 10	at Houston*	P	1	1	2	1-3	0-0	0	0	0	
Dec 17	vs. Tennessee*	S	1	1	2	0-0	0-0	0	0	0	
Dec 24	vs. Jacksonville*	P	3	2	5	0-0	1-27	2	0	0	
Dec 31	at L.A. Rams*	S	3	1	4	0-0	0-0	1	0	1	
Season Totals			14/5	42	12	54	1-3	1-27	5	2	1

2018 SAN FRANCISCO (4-12)		TACKLES									
Date	Opponent	P/S	UT	A	TT	S-Yds.	I-Yds.	PD	FF	FR	
Sep 9	at Minnesota	S	3	0	3	0-0	0-0	1	0	0	
Sep 16	at Detroit*	P	3	1	4	0-0	0-0	0	0	0	
Sep 23	at Kansas City	S	0	0	0	0-0	0-0	0	0	0	
Sep 30	at L.A. Chargers	S	6	0	6	0-0	0-0	0	0	0	
Oct 7	vs. Arizona	P	1	1	2	0-0	0-0	0	0	0	
Oct 15	at Green Bay	S	1	0	1	0-0	0-0	1	0	0	
Oct 21	vs. L.A. Rams	S	4	0	4	0-0	0-0	0	0	0	
Oct 28	at Arizona	S	2	0	2	0-0	0-0	0	0	0	
Nov 1	vs. Oakland*	S	3	0	3	0-0	0-0	0	0	0	
Nov 12	vs. N.Y. Giants	S	5	0	5	0-0	0-0	0	0	0	
Nov 25	at Tampa Bay	S	3	0	3	0-0	0-0	0	0	0	
Dec 2	at Seattle	S	2	0	2	0-0	0-0	0	0	0	
Dec 9	vs. Denver*					INACTIVE					
Dec 16	vs. Seattle*					INACTIVE					
Dec 23	vs. Chicago	P	3	2	5	0-0	0-0	0	0	0	
Dec 30	at L.A. Rams	S	4	1	5	0-0	0-0	0	0	0	
Season Totals			14/11	40	5	45	0-0	0-0	2	0	0

2019 SAN FRANCISCO (13-3)		TACKLES									
Date	Opponent	P/S	UT	A	TT	S-Yds.	I-Yds.	PD	FF	FR	
Sep 8	at Tampa Bay*	P	0	1	1	0-0	0-0	0	0	0	
Sep 15	at Cincinnati*	S	3	4	7	0-0	0-0	0	0	0	
Sep 22	vs. Pittsburgh*	S	1	1	2	0-0	1-4	1	0	0	
Oct 7	vs. Cleveland*	S	0	2	2	0.5-4.5	1-49	1	0	0	
Oct 13	at L.A. Rams*	S	0	1	1	0-0	0-0	0	0	0	
Oct 20	at Washington*	P	3	0	3	0-0	0-0	0	0	0	
Oct 27	vs. Carolina*	S	2	0	2	0-0	0-0	0	0	0	
Oct 31	at Arizona*	P	4	0	4	0-0	0-0	0	0	0	
Nov 11	vs. Seattle	S	6	3	9	0.5-6	0-0	0	2	0	
Nov 17	vs. Arizona*	P	3	1	4	0-0	0-0	0	0	0	
Nov 24	vs. Green Bay*	P	1	1	2	0-0	0-0	0	0	0	
Dec 1	at Baltimore	P	1	0	1	0-0	0-0	0	0	0	
Dec 8	at New Orleans*	S	3	1	4	0-0	0-0	0	0	0	
Dec 15	vs. Atlanta					INACTIVE					
Dec 21	vs. L.A. Rams*	S	4	1	5	0-0	0-0	0	1	0	
Dec 29	at Seattle*	P	4	0	4	0-0	0-0	0	1	0	
Season Totals			15/8	35	16	51	1-10.5	2-53	2	4	0

Jan 11	vs. Minnesota*†	P	1	1	2	0-0	0-0	0	0	0	
Jan 19	vs. Green Bay*#	P	7	0	7	1-10	0-0	0	1	0	
Feb 2	vs. Kansas City\$	S	5	1	6	0-0	0-0	0	0	0	
Postseason Totals			3/1	13	2	15	1-10	0-0	0	1	0

†NFC Divisional Playoff Game; #NFC Championship Game; \$Super Bowl LIV

2020 SAN FRANCISCO (6-10)			TACKLES								
Date	Opponent	P/S	UT	A	TT	S-Yds.	I-Yds.	PD	FF	FR	
Sep 13	vs. Arizona	S	2	1	3	0-0	0-0	0	0	0	
Sep 20	at N.Y. Jets*	P	1	0	1	0-0	0-0	1	0	0	
Sep 27	at N.Y. Giants*	S	3	2	5	0-0	0-0	1	0	0	
Oct 4	vs. Philadelphia	P	2	1	3	0-0	0-0	0	0	0	
Games 5-7											
Nov 1	at Seattle	S	2	0	2	1-8	0-0	0	0	0	
Nov 5	vs. Green Bay	P	0	0	0	0-0	0-0	0	0	0	
Games 10-13											
Dec 20	at Dallas	S	2	0	2	0-0	0-0	1	0	0	
Dec 26	at Arizona*	P	5	1	6	1-7	0-0	1	1	0	
Jan 3	vs. Seattle					INACTIVE					
Season Totals			8/4	17	5	22	2-15	0	4	1	0

2021 SAN FRANCISCO (10-7)			TACKLES								
Date	Opponent	P/S	UT	A	TT	S-Yds.	I-Yds.	PD	FF	FR	
Sep 12	at Detroit*	P	2	1	3	0-0	0-0	0	0	0	
Sep 19	at Philadelphia*	P	2	0	2	0-0	0-0	0	0	0	
Sep 26	vs. Green Bay	P	1	0	1	0-0	0-0	0	0	0	
Oct 3	vs. Seattle					INACTIVE					
Oct 10	at Arizona					INACTIVE					
Oct 24	vs. Indianapolis	P	3	0	3	0-0	0-0	0	0	0	
Oct 31	at Chicago*	S	4	3	7	0-0	0-0	0	0	0	
Nov 7	vs. Arizona	S	2	1	3	0-0	0-0	0	0	0	
Nov 15	vs. L.A. Rams*	S	6	0	6	0-0	0-0	0	0	0	
Nov 21	at Jacksonville*	S	2	2	4	0-0	0-0	1	0	0	
Nov 28	vs. Minnesota*	S	0	0	0	0-0	0-0	1	0	0	
Dec 5	at Seattle	S	4	1	5	0-0	1-4	1	1	0	
Dec 12	at Cincinnati*	P	5	2	7	1-14	0-0	0	0	0	
Dec 19	vs. Atlanta*	S	2	1	3	0-0	0-0	1	0	0	
Dec 23	at Tennessee	P	3	1	4	0-0	0-0	0	0	0	
Jan 2	vs. Houston*	S	4	0	4	0-0	0-0	0	0	0	
Jan 9	at L.A. Rams*					INACTIVE					
Season Totals			14/8	40	12	52	1-14	1-4	4	1	0
Jan 16	at Dallas* ^S	P	2	0	2	0-0	1-0	1	0	0	
Jan 22	at Green Bay* [†]	S	3	0	3	0-0	0-0	2	0	0	
Jan 30	at L.A. Rams* [#]	S	2	1	3	0-0	0-0	1	0	0	
Postseason Totals			3/2	7	1	8	0-0	1-0	4	0	0

^SNFC Wild Card Game; [†]NFC Divisional Playoff Game; [#]NFC Championship Game



SETH WILLIAMS

19

WIDE RECEIVER

6-3 • 211 • 2ND YR. • AUBURN

BORN: April 10, 2000, in Cottondale, Ala.

HIGH SCHOOL: Bryant High School, Tuscaloosa, Ala.

ACQUIRED: Sixth Round (219th overall)

NFL YEAR: 2nd • YEAR WITH BRONCOS: 2nd

NFL GAMES PLAYED/STARTED: 2/1



WILLIAMS AT A GLANCE:

- A second-year receiver who appeared in two games (1 starts) for the Broncos in 2021, recording one catch for 34 yards (34.0 avg.).
- Started 27-of-36 games played at Auburn University, totaling 132 receptions for 2,124 yards (16.1 avg.) with 17 touchdowns.
- Finished his collegiate career ranked third in school history in receiving touchdowns (17), fourth in receiving yards (2,124) and seventh in receptions (132).
- Started all 11 games played for Auburn in 2020, nabbing 47 receptions for 760 yards (16.2 avg.) with four touchdowns after being named to the Biletnikoff and Maxwell Award preseason watch lists.
- Set collegiate career highs in receptions, yards and touchdowns in 2019, posting 59 catches for 830 yards (14.1 avg.) with eight scores in 12 games (7 starts) with the Tigers.
- Saw action in 13 games (9 starts) during his true freshman season, registering 26 receptions for 534 yards (20.5 avg.) with five receiving scores.
- Prepped at Bryant High School, where he played football, led the boys basketball team to an Alabama Class 6A state championship in 2017, was an all-state honoree in basketball and a state medalist in the long jump and high jump.

- Selected by the Broncos in the sixth round (219th overall) of the 2021 NFL Draft.

CAREER TRANSACTIONS: Signed by Denver as a draft choice 5/13/21; Waived by Denver 8/31/21; Signed by Denver (practice squad) 9/1/21; Signed by Denver (active roster) 1/3/22.



2021: Williams, who was selected by the Broncos in the sixth round (219th overall) of the 2021 NFL Draft, appeared in two games (1 start) during his rookie campaign... Tallied one catch for 34 yards and logged 63 total snaps combined on offense and special teams after competing on the team's practice squad for the first 16 weeks of the season... Promoted from the practice squad to the active roster on Jan. 3... Made his NFL debut and first career start in Week 17 at LAC (1/2)... Appeared in the season finale vs. K.C. (1/8).

COLLEGE: Williams appeared in 36 games (27 starts) over three years (2018-20) at Auburn University, recording 132 receptions for 2,124 yards (16.1 avg.) with 17 touchdowns... Finished his collegiate career ranked third in school history in receiving touchdowns (17), fourth in receiving yards (2,124) and seventh in receptions (132)... Opened all 11 games played during his final collegiate campaign for the Tigers in 2020, recording 47 receptions for 760 yards (16.2 avg.) with four touchdowns... Appeared in 12 games (7 starts) for Auburn in 2018, posting career highs in receptions, yards and touchdowns... Recorded 59 catches for 830 yards (14.1 avg.) with eight scores... Saw action in 13 games (9 starts) as a true freshman at Auburn IN 2017, tallying 26 catches for 534 yards (20.5 avg.) with six touchdowns...

PERSONAL: Williams graduated from Auburn with a degree in liberal arts... Seth Williams was born on April 10, 2000, in Cottondale, Ala.

WILLIAMS' REGULAR SEASON RECORD

Year	Club	RECEIVING							SCORING						
		G	S	No.	Yds.	Avg.	LG	TD	TD	TDr	TDp	TDrt	2pt	Pts.	
2021	Denver	2	1	1	34	34.0	34	0	0	0	0	0	0	0	0
CAREER TOTALS		2	1	1	34	34.0	34	0	0	0	0	0	0	0	0

SETH WILLIAMS' CAREER GAME-BY-GAME

(Victories asterisked)

2021 DENVER (7-10)		RECEIVING					SCORING	
Date	Opponent	P/S	No.	Yds.	LG	TD	2pt	Pts.
Games 1-15								
Jan 2	at L.A. Chargers	S	1	34	34.0	34	0	0
Jan 8	vs. Kansas City	P	0	0	—	—	0	0
Season Totals		2/1	1	34	34.0	34	0	0



RUSSELL WILSON

3

QUARTERBACK

5-11 • 215 • 11TH YR. • WISCONSIN

BORN: Nov. 29, 1988, in Cincinnati

HIGH SCHOOL: Collegiate School, Richmond, Va.

ACQUIRED: Trade (Sea.), 2022

NFL YEAR: 11th • **YEAR WITH BRONCOS:** 1st

NFL GAMES PLAYED/STARTED: 158/158 • **POSTSEASON GP/GS:** 16/16



WILSON AT A GLANCE:

- A nine-time Pro Bowl quarterback from the University of Wisconsin who started all 158 regular-season games and 16 postseason contests played with Seattle (2012-21).
- Completed 3,079-of-4,735 passes (65.0%) for 37,059 yards with 292 touchdowns and 82 interceptions (101.8 rtg) during his first 10 NFL seasons.
- Tallied 846 rushes for 4,689 yards (5.5 avg.) with 23 touchdowns and four receptions for 20 yards (5.0 avg.) with one score in his career.
- Recognized as the lone quarterback in NFL history to accumulate 35,000+ passing yards and 4,500 or more rushing yards for his career.
- Started all 16 postseasons games in his career, completing 275-of-451 passes (61.0%) for 3,786 yards with 25 touchdowns and 12 interceptions (95.3 rtg).

3s TROPHY CASE

All-Pro (Second Team)	2019
Pro Bowls (9)	2012-15, '17-21
Pro Bowl MVP	2015
Walter Payton Man of the Year	2020

- Posted Top-10 rankings in touchdown passes (292—2nd), completions (3,079—4th), passing yards (37,059—4th), passer rating (101.8—4th) and completion percentage (65.0—9th) among active quarterbacks.
- Collected 105 regular-season wins since 2012, ranking him first among active quarterbacks.
- Amassed a 100 or higher passer rating in seven of his 10 seasons and is one of four quarterbacks (Patrick Mahomes, K.C.; DeShaun Watson, Hou.; Aaron Rodgers, G.B.) to have a career passer rating of 100 or higher.
- Registered eight 3,000-yard, 25-passing touchdown seasons and has four 30-touchdown, 100-passer rating seasons.
- Opened all 14 games played with Seattle in 2021, completing 259-of-400 passes (64.8%) for 3,113 yards with 25 touchdowns and six interceptions (103.1 rtg).
- Posted career highs in completions (384), completion percentage (68.8), passing yards (4,212) and touchdowns (40) in 2020.
- Nabbed his third career 4,000-yard passing season (4,110), threw a career-low five interceptions (5) and had 31 touchdowns (106.3 rtg) in 2019.
- Totaled a career-high 110.9 passer rating in 2018, and completed 280-of-427 passes (65.6%) for 3,448 yards with 35 touchdowns and seven interceptions.
- Completed 339-of-553 passes (61.3%) for 3,983 yards with 34 touchdowns and 11 interceptions (95.4 rtg) in 2017.
- Recorded a career-high 4,219 passing yards in 2016 to go along with 21 touchdowns and 11 interceptions (92.6 rtg).
- Became the first Seahawks quarterback to lead the NFL in passer rating (110.1) and was first quarterback in NFL history to pass for 4,000+ yards (4,024), rush for 500+ yards (553) and have 30 or more touchdown passes in 2015.
- Registered a career highs in rushes (118), rushing yards (849) and rushing touchdowns (6) in 2014 while completing 285-of-452 passes (63.1%) for 3,475 yards with 20 scores and seven interceptions (95.0 rtg).
- Completed 18-of-25 passes (72.0%) for 206 yards with two touchdowns and became the third-youngest quarterback in NFL history to win the Super Bowl, leading Seattle to a 43-8 win over Denver in Super Bowl XLVIII.
- Started all 16 games in his second season, completing 257-of-407 passes (63.1%) for 3,357 yards with 26 touchdowns and nine interceptions (101.2 rtg).
- Tied Pro Football Hall of Fame quarterback Peyton Manning's 1998 record for most touchdown passes by a rookie (26) in 2012, and became the first rookie in NFL history to lead his team to an undefeated home record.
- Appeared in 51 games over four seasons at North Carolina (2008-10) and Wisconsin (2011), completing 907-of-1,489 passes (60.9%) for 11,720 yards with 109 touchdowns and 30 interceptions (147.2 rtg).
- Acquired by Denver via trade (Sea.) on March 8, 2022.
- Selected by the Seahawks in the third round (75th overall) of the 2012 NFL Draft.

CAREER TRANSACTIONS: Signed by Seattle as a draft choice 5/7/12; Traded to Denver 3/16/22.



2021: Wilson started all 14 games played for Seattle in 2021, totaling 3,113 yards while completing 259-of-400 passes (64.8%) with 25 touchdowns and six interceptions (103.1 rtg)... Rushed 43 times for 183 yards (4.3 avg.) with two scores... Completed at least 70 percent of his passes in each of the first three games of the season... Completed 18-of-23 passes (78.3%) for 254 yards with a season-high four touchdowns and zero interceptions (152.3 rtg) at Ind. (9/12)... Threw for a season-high 343 yards and completed 22-of-31 passes (71.0%) with two touchdowns and zero interceptions (128.8 rtg) vs. Ten. (9/19)... Set season highs in completions (30) and completion percentage (81.1) vs. S.F. (12/5)... Tied season high with four touchdown passes and posted a 133.0 passer rating vs. Det. (1/2).

2020: Wilson collected his fourth 4,000-yard passing season (4,212) and set single-season career highs in completions (384), completion percentage (68.8) and touchdown passes (40)... Broke his own single-season club record for touchdowns, completions and completion percentage, while leading offense to a franchise-record 459 points... Rushed 83 times for 513 yards (6.2 avg.) with two scores... Completed 31-of-35 passes (88.6%) for 322 yards with four touchdowns and zero interceptions (season-high 143.1 rtg) at Atl. (9/13)... Became the second quarterback in NFL history to record 30,000 passing yards and 4,000 rushing yards, while becoming just the fifth quarterback to reach 4,000 rushing yards... His 88.6 completion percentage at Atl. was the third-highest in NFL history (min. 30 att.)... Passed for a career-high-tying five touchdowns

WILSON'S PASSING OFFENSE AMONG NFL QB'S

GAMES WITH 100+ PASSER RATING SINCE 2012

Player	Team	Years	Total Games
1. Russell Wilson	Sea.	2012-21	83
2. Tom Brady	N.E. / T.B.	2012-21	77
Drew Brees	N.O.	2012-20	77
Aaron Rodgers	G.B.	2012-21	77

in consecutive weeks (Weeks 2-3), becoming the first Seahawks player and fifth NFL player to accomplish that feat... Became the fourth-fastest quarterback to 100 combined wins (reg. + postseason) after defeating Minnesota in Week 5... Tallied a career-high 33 completions and threw for 388 yards at Ari. (10/25)... Completed 28-of-41 passes for a season-high 390 yards with two touchdowns and two interceptions (94.6 rtg) at Buf. (11/8).

2019: Wilson posted his third 4,000-yard passing season and completed 341-of-516 passes (66.1%) for 4,110 yards with 31 touchdowns and a career-low five interceptions (106.5 rtg)... Rushed 75 times for 342 yards (4.6 avg.) with three scores... Joined Pro Football Hall of Fame QB Peyton Manning as the only quarterbacks in NFL history to pass for at least 3,000 yards and 20 touchdowns in each of their first eight seasons... Totaled a passer rating of 130 or higher in each of the first two games of the seasons... Set season highs in completions (32) and passing yards (406) and added two rushing scores vs. N.O. (9/22)... Completed 17-of-23 passes for 268 yards with four touchdowns and zero interceptions (season-high 151.8 rtg) vs. L.A. Rams... Posted 131.7 passer rating after completing 14-of-20 passes (70.0%) for 182 yards with two touchdowns and zero interceptions at Atl. (10/27)... Tied career high with five passing touchdowns and registered a 133.7 passer rating vs. T.B. (11/3)... Completed 20-of-26 passes (76.9%) for 286 yards with two touchdowns and zero interceptions (137.7 rtg) at Car. (12/15).

2018: Wilson completed 280-of-427 passes (65.6%) for 3,448 yards with 35 touchdowns and seven interceptions... Tallied a single-season career-high 110.9 passer rating... Rushed 67 times for 376 yards (5.6 avg.)... Pushed his passing touchdown total to 196 which was the most in club history and the third most in a quarterback's first seven seasons... Had 10 games with a passer rating of 100 or higher, including a career-high 158.3 passer rating at Det. (10/28).

2017: Wilson completed 339-of-553 passes (61.3%) for 3,983 yards with 34 touchdowns and 11 interceptions (95.4 rtg)... Rushed 95 times for 586 yards (6.2 avg.) with three scores... Led the NFL and tied his then franchise record with 34 touchdowns... Threw 19 touchdown passes in the fourth quarter which set an NFL record... Became the first quarterback in NFL history with at least 30 touchdowns and 500 rushing yards in multiple seasons... Threw for a career high 452 yards with four touchdowns and one interception (season-high 123.2 rtg) vs. Hou. (10/29).

2016: Wilson completed 353-of-546 passes (64.7%) for a single-season career-high 4,219 yards with 21 touchdowns and 11 interceptions (92.6 rtg)... Rushed 72 times for 259 yards (3.6 avg.) with one score... Completed 23-of-32 passes (71.9%) for 309 yards with three touchdowns and zero interceptions (133.5 rtg) at N.Y. Jets (10/2)... Recorded a season-high 137.0 passer rating after completing 20-of-26 passes (76.9%) for 282 yards with two touchdowns and zero interceptions vs. Buf. (11/7)... Completed 25-of-37 passes (67.6%) for 348 yards with three touchdowns and zero interceptions (124.6 rtg) at N.E. (11/13)... Registered season highs in completions (29) and passing yards (350) and nabbed a 117.8 passer rating vs. Ari. (12/24).

2015: Wilson posted the first 4,000-yard passing season of his career, completing 329-of-483 passes (68.1%) for 4,024 yards with 34 touchdowns and eight interceptions (110.1 rtg)... Became the first Seahawks quarterback to lead the NFL in passer rating (110.1)... Registered his first career 4,000-yard passing, 500-yard rushing season and was the first quarterback in NFL history to post totals of at least 4,000 yards passing, 500 yards rushing and 30 passing touchdowns... Completed a season-high 32 passes in the season opener at Stl. (9/13)... Completed 20-of-26 passes (76.9%) for 286 yards with one touchdown and zero interceptions (125.0 rtg) vs. Det. (10/5)... Totaled a passer rating of 125 or higher in Weeks 11-15... Completed 24-of-29 passes (season-high 82.8%) for 260 yards with three touchdowns and zero interceptions (138.5 rtg) vs. S.F. (11/22)... Recorded a season-high 147.5 passer rating after completing 21-of-30 passes (70.0%) for a season-high 345 yards with a career-high-tying five touchdowns and zero interceptions vs. Pit. (11/29)...

WILSON AMONG BEST DUAL THREAT QB'S IN NFL HISTORY

QB'S WITH 30,000 PASS YDS. & 4,000 RUSH YDS., NFL HISTORY

Player	Team	Years	Pass Yds.	Rush Yds.
1. Russell Wilson	Sea.	2012-21	37,059	4,689
2. Steve Young	T.B. / S.F.	1985-99	33,124	4,239
3. Cam Newton	Car. / N.E.	2011-21	32,382	5,628

TOTAL GAMES WITH 300+ YDS. PASSING, 50+ YDS. RUSHING

Player	Team	Years	Total Games
1. Steve Young	T.B. / S.F.	1985-99	8
2. Josh Allen	Buf.	2018-21	5
3. Russell Wilson	Sea.	2012-21	4
Michael Vick	Atl. / Phi. / NYJ / Pit.	2001-15	4
5. Cam Newton	Car. / N.E.	2011-21	3

WILSON AMONG THE TOP QB'S

TOTAL PASSING TOUCHDOWNS SINCE 2012

Player	Team	Years	Passing TDs
1. Tom Brady	N.E. / T.B.	2012-21	324
2. Aaron Rodgers	G.B.	2012-21	317
3. Russell Wilson	Sea.	2012-21	292
4. Drew Brees	N.O.	2012-20	290
5. Matt Ryan	Atl.	2012-21	272

Completed 21-of-27 passes (77.8%) for 274 yards with three touchdowns and zero interceptions (146.0 rtg) at Min. (12/6)... Tied career high with five passing touchdowns and completed 23-of-32 passes (71.9%) for 292 yards (139.6%) at Bal. (12/13)... Completed 21-of-30 passes (70.0%) for 249 yards with three touchdowns and zero interceptions (128.3 rtg) at Cle. (12/20).

2014: Wilson threw for 3,475 yards, completing 285-of-452 passes (63.1%) with 20 touchdowns and seven interceptions (95.0 rtg)... Set single-season career highs in rushes (118), rushing yards (849) and rushing touchdowns (six)... Completed 41-of-72 passes (56.9%) for 724 yards with six touchdowns and five interceptions (90.3 rtg) en route to his second consecutive Super Bowl appearance.

2013: Wilson completed 257-of-407 passes (63.1%) for 3,357 yards with 26 touchdowns and nine interceptions (101.2 rtg)... Posted 100.0 or higher passer rating in nine of the 16 games and threw for 300 or more yards on two occasions... Passed for 524 yards with three touchdowns and zero interceptions (101.6 rtg) on 43-of-68 passing (63.2%) in three playoff games... Became the third youngest quarterback in NFL history to win a Super Bowl, completing 18-of-25 passes (72.0%) for 206 yards with two touchdowns (123.1 rtg) in a 43-8 victory over the Broncos in Super Bowl XLVIII.

2012: Selected by Seattle in the third round (75th overall) of the 2012 NFL Draft, Wilson started all 16 games during his rookie season, completing 252-of-393 passes (64.1%) for 3,118 yards with 26 touchdowns and 10 interceptions (100.0 rtg)... Rushed 94 times for 489 yards (5.2 avg.) with four scores... Tied Pro Football Hall of Fame QB Peyton Manning's 1998 record for most touchdown passes by a rookie (26)... Became the first rookie in NFL history to lead his team to an undefeated home record... Set a club record with a 100.0 passer rating which was the second best by an NFL rookie QB... Posted a 64.1% completion percentage which ranked third all-time among rookie QBs.

COLLEGE: Wilson started 50 consecutive games, completing 907-of-1,489 passes (60.9%) for 11,720 yards with 109 touchdowns and 30 interceptions (147.2 rtg)... Established an NCAA FBS record after throwing 379 consecutive passes without an interception... Rushed 441 times for 1,421 yards (3.2 avg.) with 23 scores... Became the fifth player in NCAA FBS history to record totals of at least 5,000 passing yards and 1,000 rushing yards during his career... Played 36 games at North Carolina State (2008-10), completing 682-of-1,180 passes (57.8%) for 8,545 yards with 76 touchdowns and 25 interceptions... Posted 362 rushes for 1,083 yards (2.9 avg.) with 17 scores over his three seasons with the Wolfpack... Completed 225-of-309 passes (72.8%) for 3,175 yards with 33 touchdowns and four interceptions, and carried the ball 79 times for 338 yards (4.2 avg.) with six scores in his lone season at Wisconsin (2011).

PERSONAL: Wilson was honored with the 2022 Bart Starr Award which is given annually to an NFL player who best exemplifies outstanding character and leadership in the home, on the field, and in the community... Started the Why Not You Foundation and Why Not You Academy, a nonprofit high school dedicated to fighting poverty through education... Selected as the 2020 Walter Payton NFL Man of the Year which honors a player's volunteer and charity work, as well as his excellence on the field... Attended Collegiate School (Richmond, Va.), playing football and baseball... Earned all-state, all-region and all-district honors, and was named the 2005 Richmond Times-Dispatch Player of the Year as a junior... Led Collegiate School to an 11-0 record and a state title as a junior after throwing for 3,287 yards and 40 touchdowns, and rushing for 634 yards and 15 scores... Passed for 3,009 yards with 34 touchdowns as a senior, earning all-state, all-conference and conference player of the year accolades... Selected by the Colorado Rockies in the fourth round of the 2010 Major League Baseball Draft after playing shortstop and batting .467 as a high school senior... Russell Wilson was born on Nov. 29, 1988, in Cincinnati, Ohio.

WILSON A LEADER IN TOTAL OFFENSE

TOTAL OFFENSE SINCE 2012, ALL NFL PLAYERS

Player	Team	Years	Passing	Rushing	Sacks	Total Offense
1. Matt Ryan	Atl.	2012-21	45,497	1,110	2,453	44,154
2. Tom Brady	N.E. / T.B.	2012-21	44,541	408	1,704	43,245
3. Matthew Stafford	Det. / LAR	2012-21	42,155	1044	2,277	40,922
4. Russell Wilson	Sea.	2012-21	37,059	4,689	2,838	38,910
5. Drew Brees	N.O.	2012-20	39,616	187	1,483	38,320

DID YOU KNOW?

In 2018, Broncos Owner Pat Bowlen earned his 350th overall win in Week 2 against Oakland to become the fastest owner (581 games) in professional football history to reach 350 wins.

WILSON'S CAREER GAME-WINNING DRIVES IN 4TH QTR. OR OT (35)

Date	Opponent	Down/Tied	Won	Game-Winning Play	Time Left	Drive/T.O.P.	Wilson Drive Stats
9/24/12	vs. Green Bay	12-7	14-12	24t pass to Tate	0:00	6-46/0:46	2-6-46
10/14/12	vs. New England	17-23	24-17	46t pass to Rice	1:27	4-57/1:20	1-2-46
12/2/12	at Chicago	17-17	23-17	13t pass to Rice	—	12-80/7:27	3-3-38
12/30/12	vs. St. Louis	13-13	20-13	1t run by Wilson	1:45	10-90/3:32	2-2-48
1/6/13	at Washington	13-14	24-14	27t run by Lynch	7:20	8-79/3:45	2-4-29
9/8/13	at Carolina	6-7	12-7	43t pass to Kearse	10:21	6-74/2:45	3-4-60
9/29/13	at Houston	20-20	23-20	Hauschka 45 FG	—	8-42/3:27	1-2-7
10/13/13	vs. Tennessee	10-10	20-13	Hauschka 29 FG	11:26	7-69/3:37	1-1-55
11/3/13	vs. Tampa Bay	24-24	27-24	Hauschka 27 FG	—	9-51/4:53	1-1-10
1/19/14	vs. San Francisco	13-17	23-17	35t pass to Kearse	13:52	8-62/4:03	3-5-63
9/21/14	vs. Denver	20-20	26-20	6t run by Lynch	—	13-80/5:46	4-6-35
10/26/14	at Carolina	6-9	13-9	23t pass to L. Wilson	0:53	9-80/3:50	4-4-53
11/9/14	vs. N.Y. Giants	17-17	38-17	3t run by Lynch	12:51	7-58/2:52	1-2-11
12/28/14	vs. St. Louis	6-6	20-6	9t run by Lynch	12:12	6-54/2:44	2-3-38
1/18/15	vs. Green Bay	22-22	28-22	35t pass to Kearse	—	6-87/3:19	3-3-80
11/1/15	at Dallas	10-12	13-12	Hauschka 24 FG	1:10	17-79/5:35	5-7-53
11/29/15	vs. Pittsburgh	26-27	39-30	30t pass to Baldwin	8:20	6-73/3:28	3-3-59
1/10/16	at Minnesota	7-9	10-9	Hauschka 46 FG	8:09	7-12/2:33	1-4-8
9/11/16	vs. Miami	6-10	12-10	2t pass to Baldwin	0:35	14-75/3:37	6-9-55
10/16/16	vs. Atlanta	17-24	26-24	Hauschka 44 FG	2:02	7-24/1:51	2-4-17
11/13/16	at New England	22-24	31-24	Hauschka 23 FG	8:59	8-58/4:04	3-4-58
9/17/17	vs. San Francisco	6-9	12-9	9t pass to Richardson	7:13	10-82/4:30	3-5-23
10/29/17	vs. Houston	34-38	41-38	18t pass to Graham	0:26	3-80/1:18	3-3-85
9/30/18	at Arizona	17-17	20-17	Janikowski 52 FG	0:04	7-31/1:50	2-3-15
11/15/18	vs. Green Bay	20-24	27-24	15t pass to Dickerson	5:11	7-75/3:15	4-5-73
11/25/18	at Carolina	20-27	30-27	Janikowski 31 FG	0:04	7-45/1:40	2-4-48
9/8/19	vs. Cincinnati	14-17	21-20	44t pass to Lockett	15:00	4-64/2:08	2-2-69
10/3/19	vs. L.A. Rams	24-29	30-29	5t pass to Carson	2:34	12-75/6:51	2-4-17
10/13/19	at Cleveland	25-28	32-28	1t run by Carson	3:33	9-79/5:32	3-5-31
11/3/19	vs. Tampa Bay	34-34	40-34	10t pass to Hollister	—	10-75/3:38	5-9-70
11/11/19	at San Francisco	24-24	27-24	Myers 42 FG	0:00	7-40/1:25	3-3-15
9/27/20	vs. Dallas	30-31	38-31	29t pass to Metcalf	1:55	8-75/2:12	4-6-66
10/1/20	vs. Minnesota	21-26	27-26	6t pass to Metcalf	0:20	13-94/1:42	4-12-77
1/3/21	at San Francisco	6-16	26-23	4t pass to Lockett	2:26	14-85/5:26	3-6-25
1/9/22	at Arizona	24-24	38-30	4t run by R. Wilson	13:22	3-10/1:45	0-0-0

* — represents final play of overtime

WILSON'S REGULAR SEASON RECORD

PASSING

Year	Club	G	S	Att.	Comp.	Pct.	Yds.	Yds./Att.	TD	%	Int.	% LG	Sack/Yds.	Rtg.	
2012	Seattle	16	16	393	252	64.1	3,118	7.9	26	6.6	10	2.5	67	33/203	100.0
2013	Seattle	16	16	407	257	63.1	3,357	8.2	26	6.4	9	2.2	80t	44/272	101.2
2014	Seattle	16	16	452	285	63.1	3,475	7.7	20	4.4	7	1.5	80t	42/242	95.0
2015	Seattle	16	16	483	329	68.1	4,024	8.3	34	7.0	8	1.7	80t	45/265	110.1
2016	Seattle	16	16	546	353	64.7	4,219	7.7	21	3.8	11	2.0	59	41/293	92.6
2017	Seattle	16	16	553	339	61.3	3,983	7.2	34	6.1	11	2.0	74t	43/322	85.4
2018	Seattle	16	16	427	280	65.6	3,448	8.1	35	8.2	7	1.6	66	51/355	110.9
2019	Seattle	16	16	516	341	66.1	4,110	8.0	31	6.0	5	1.0	60t	48/319	106.3
2020	Seattle	16	16	558	384	68.8	4,212	7.5	40	7.2	13	2.3	62	47/301	105.1
2021	Seattle	14	14	400	259	64.8	3,113	7.8	25	6.3	6	1.5	69t	33/266	103.1
CAREER TOTALS		158	158	4,735	3,079	65.0	37,059	7.8	292	6.2	87	1.8	80t	427/2,838	101.8

RUSHING

Year	Club	Att.	Yds.	Avg.	LG	TD	TD	TDr	TDp	TDrT	2pt	Pts.
2012	Seattle	94	489	5.2	25t	4	30	4	26	0	0	180
2013	Seattle	96	539	5.6	27	1	27	1	26	0	0	162
2014	Seattle	118	849	7.2	55	6	26	6	20	0	0	156
2015	Seattle	103	553	5.4	24	1	35	1	34	0	0	210
2016	Seattle	72	259	3.6	18	1	22	1	21	0	0	132
2017	Seattle	95	586	6.2	31	3	37	3	34	0	0	222
2018	Seattle	67	376	5.6	40	0	35	0	35	0	0	210
2019	Seattle	75	342	4.6	21	3	34	3	31	0	0	204
2020	Seattle	83	513	6.2	38	2	42	2	40	0	0	252
2021	Seattle	43	183	4.3	17	2	27	2	25	0	0	162
CAREER TOTALS		846	4,689	5.5	55	23	315	23	292	0	0	1,890

SCORING

ADDITIONAL STATISTICS: Receptions — 2018 (1 for -11, -11.0 avg., -11 LG, 0 TD), 2016 (2 for 14, 7.0 avg., 15t LG, 1 TD), 2014 (1 for 17, 17.0 avg., 17 LG, 0 TD), TOTAL (4 for 20, 5.0 avg., 17 LG, 1 TD). Miscellaneous tackles — 2020 (1), 2019 (1), 2017 (3), 2016 (1), 2015 (5), 2014 (1), 2013 (2), 2012 (1), TOTAL (15). Miscellaneous FR — 2021 (3), 2019 (2), 2018 (4), 2017 (6), 2016 (4), 2015 (2), 2014 (6), 2013 (5), 2012 (3), TOTAL (35)

WILSON'S POSTSEASON RECORD

Year	Club	PASSING													
		G	S	Att.	Comp.	Pct.	Yds.	Yds./Att.	TD	% Int.	% LG	Sack/Yds.	Rtg.		
2012	Seattle	2	2	62	39	62.9	572	9.2	3	4.8	1	1.6	34	7/48	102.4
2013	Seattle	3	3	68	43	63.2	524	7.7	3	4.4	0	0.0	51	7/22	101.6
2014	Seattle	3	3	72	41	56.9	724	10.1	6	8.3	5	6.9	63†	10/58	90.3
2015	Seattle	2	2	74	44	59.5	508	6.9	4	5.4	3	4.1	35	7/54	81.4
2016	Seattle	2	2	60	40	66.7	449	7.5	4	6.7	2	3.3	42	6/31	97.2
2018	Seattle	1	1	27	18	66.7	233	8.6	1	3.7	0	0.0	53	1/7	105.9
2019	Seattle	2	2	61	39	63.9	602	9.9	2	3.3	0	0.0	53†	6/19	107.4
2020	Seattle	1	1	27	11	40.7	174	6.4	2	7.4	1	3.7	51†	5/32	72.1
CAREER TOTALS		16	16	451	275	61.0	3,786	8.4	25	5.5	12	2.7	63†	49/271	95.3

Year	Club	RUSHING											
		Att.	Yds.	Avg.	LG	TD	TD	TDr	TDp	TDrt	2pt	Pts.	
2012	Seattle	15	127	8.5	28	1	1	1	3	0	0	0	24
2013	Seattle	11	42	3.8	16	0	3	0	3	0	0	0	18
2014	Seattle	17	86	5.1	17	1	7	1	6	0	0	0	42
2015	Seattle	8	53	6.6	14	0	4	0	4	0	0	0	24
2016	Seattle	9	46	5.1	14	0	4	0	4	0	0	0	24
2018	Seattle	3	14	4.7	7	1	2	1	1	0	0	0	12
2019	Seattle	16	109	6.8	22	0	2	0	2	0	0	0	12
2020	Seattle	4	50	12.5	23	0	2	0	2	0	0	0	12
CAREER TOTALS		83	527	6.3	28	3	28	3	25	0	0	0	168

ADDITIONAL STATISTICS: Miscellaneous tackles — 2017 (1), 2014 (1), TOTAL (2). Miscellaneous FR — 2020 (1), 2016 (1), 2015 (3), TOTAL (5).

WILSON'S SINGLE-GAME HIGHS

(Postseason in parentheses)

Pass attempts — 50, at Arizona, 10/25/20 (48, at Carolina, 1/17/16). **Pass completions** — 33, at Arizona, 10/25/20 (31, at Carolina, 1/17/16). **Passing yards** — 452, vs. Houston, 10/29/17 (385, at Atlanta, 1/13/13). **Longest pass completion** — 80, 3x, last: vs. Pittsburgh, 11/29/15 (63†, vs. Carolina, 1/10/15). **Touchdown passes** — 5, 5x, last: vs. Dallas, 9/27/20 (3, twice, last: at Carolina, 1/17/16). **Total Touchdowns** — 5, 5x, last: vs. Dallas, 9/27/20 (3, 3x, last: at Carolina, 1/17/16). **Passer rating (min. 10 attempts)** — 158.3, at Detroit, 10/28/18 (149.2, vs. Carolina, 1/10/15). **Rushing attempts** — 14, vs. N.Y. Giants, 11/9/14 (9, at Philadelphia, 1/5/20). **Rushing yards** — 122, at Washington, 10/6/14 (67, at Washington, 1/6/13). **Longest rush** — 55, at Arizona, 12/21/14 (28, at Washington, 1/6/13). **Rushing touchdowns** — 3, at Buffalo, 12/16/12 (1, 3x, last: at Dallas, 1/5/19).

RUSSELL WILSON'S CAREER GAME-BY-GAME

(Victories asterisked)

2012 SEATTLE (11-5)		PASSING											RUSHING				
Opponent	P/S	Att.	Comp.	Yds.	Pct.	TD	INT	LG	S/Yds.	Rtg.	Att.	Yds.	Avg.	LG	TD		
at Ari. (9/9)	S	34	18	153	52.9	1	1	27	3/14	62.5	8	20	2.5	5	0		
vs. Dal. (9/16)*	S	20	15	151	75.0	1	0	22†	2/18	112.7	4	28	7.0	14	0		
vs. G.B. (9/24)*	S	21	10	130	47.6	2	0	41†	1/19	99.3	3	18	6.0	12	0		
at Stl. (9/30)	S	25	17	160	68.0	0	3	17	2/20	45.8	7	14	2.0	8	0		
at Car. (10/7)*	S	25	19	221	76.0	1	2	30	2/9	82.3	5	12	2.4	9	0		
vs. N.E. (10/14)*	S	27	16	293	59.3	3	0	51	2/10	133.7	5	17	3.4	9	0		
at S.F. (10/18)	S	23	9	122	39.1	0	1	36	2/7	38.7	3	10	3.3	9	0		
at Det. (10/28)	S	35	25	236	71.4	2	1	19	0/0	96.8	1	9	9.0	9	0		
vs. Min. (11/4)*	S	24	16	173	66.7	3	0	23	1/8	127.3	9	27	3.0	13	0		
vs. NYJ (11/11)*	S	19	12	188	63.2	2	0	38†	4/22	131.0	7	34	4.9	18	0		
at Mia. (11/25)	S	27	21	224	77.8	2	0	32	2/8	125.9	5	38	7.6	20	0		
at Chi. (12/2)*	S	37	23	293	62.2	2	0	49	2/10	104.9	9	71	7.9	13	0		
vs. Ari. (12/9)*	S	13	7	148	53.8	1	1	67	1/7	88.0	2	12	4.0	6	0		
at Buf. (12/16)*	S	23	14	205	60.9	1	0	44	2/9	104.4	9	92	10.2	52†	3		
vs. S.F. (12/23)*	S	21	15	171	71.4	4	1	43	1/1	115/3	6	29	4.8	9	0		
vs. Stl. (12/30)*	S	19	15	250	78.9	1	0	49	6/41	136.3	10	58	5.8	15	1		
Season Totals		16/16	393	252	3,118	64.1	26	10	67	33/203	100.0	94	489	5.2	25†	4	
at Was. (1/6)‡	S	26	15	187	57.7	1	0	33	5/31	92.9	8	67	8.4	28	0		
at Atl. (1/13)†	S	36	24	385	66.7	2	1	34	2/17	109.1	7	60	8.6	17	1		
Postseason Totals		2/2	62	39	572	62.9	3	1	34	7/48	102.4	15	127	8.5	28	1	

‡NFC Wild Card Game; †NFC Divisional Playoff Game

DID YOU KNOW?

The Broncos in 2005 became the first team in NFL history to have two 100-yard rushers and a 300-yard passer in the same game. In Denver's contest against Philadelphia on Oct. 30, 2005, Mike Anderson (126 yds.) and Tatum Bell (107 yds.) each had at least 100 rushing yards while Jake Plummer (309 yds.) cleared the 300-yard passing mark in Denver's 49-21 victory.

2013 SEATTLE (13-3)		PASSING									RUSHING				
Opponent	P/S	Att.	Comp.	Yds.	Pct.	TD	INT	LG	S/Yds.	Rtg.	Att.	Yds.	Avg.	LG	TD
at Car. (9/8)*	S	33	25	320	75.8	1	0	43t	2/20	115.7	5	7	1.4	7	0
vs. S.F. (9/15)*	S	19	8	142	42.1	1	1	51	4/24	63.9	10	33	3.3	11	0
vs. Jac. (9/22)*	S	21	14	202	66.7	4	1	30	2/8	117.9	2	14	7.0	10	0
at Hou. (9/29)*	S	23	12	123	52.2	0	1	24	5/32	49.7	10	77	7.7	25	0
at Ind. (10/6)	S	31	15	210	48.4	2	1	28t	2/5	78.7	13	102	7.8	22	0
vs. Ten. (10/13)*	S	31	23	257	74.2	0	0	35	2/4	98.5	10	61	6.1	23	0
at Ari. (10/17)*	S	29	18	235	62.1	3	0	32	3/26	122.1	8	29	3.6	11	0
at Stl. (10/28)*	S	18	10	139	55.6	2	0	80t	7/48	117.6	3	16	3.6	17	0
vs. T.B. (11/3)*	S	26	19	217	73.1	2	2	28	0/0	91.3	6	36	5.3	16	1
at Atl. (11/10)*	S	26	19	287	73.1	2	0	46	1/8	134.6	3	20	6.0	10	0
vs. Min. (11/17)*	S	18	13	230	72.2	2	0	44	1/6	151.4	2	14	6.7	12	0
vs. N.O. (12/2)*	S	30	22	310	73.3	3	0	60	1/8	139.6	8	47	7.0	15	0
at S.F. (12/8)	S	25	15	199	60.0	1	1	39t	2/21	81.9	1	2	5.9	2	0
at NYG (12/15)*	S	27	18	206	66.7	1	1	30	4/29	86.3	8	50	2.0	16	0
vs. Ari. (12/22)	S	27	11	108	40.7	1	1	28	4/19	49.6	2	32	16.0	27	0
vs. Stl. (12/29)*	S	23	15	172	65.2	1	0	47t	4/14	102.1	5	-1	-0.2	8	0
Season Totals	16/16	407	257	3,357	63.1	26	9	80t	44/272	101.2	96	539	5.6	27	1
vs. N.O. (1/11)*†	S	18	9	103	50.0	0	0	25	3/0	67.6	3	16	5.3	8	0
vs. S.F. (1/19)*#	S	25	16	215	64.0	1	0	51	4/22	104.6	5	0	0.0	3	0
at Den. (12/2)*\$	S	25	18	206	72.0	2	0	37	0/0	123.1	3	26	8.7	16	0
Postseason Totals	3/3	68	43	524	63.2	3	0	51	7/22	101.6	11	42	3.8	16	0

†NFC Divisional Playoff Game; #NFC Championship Game; \$Super Bowl

2014 SEATTLE (12-4)		PASSING									RUSHING				
Opponent	P/S	Att.	Comp.	Yds.	Pct.	TD	INT	LG	S/Yds.	Rtg.	Att.	Yds.	Avg.	LG	TD
vs. G.B. (9/4)*	S	28	19	191	67.9	2	0	33t	1/0	110.9	7	29	4.1	13	0
at S.D. (9/14)	S	25	17	202	68.0	2	0	32	2/22	119.1	2	18	9.0	13	0
vs. Den. (9/21)*	S	34	24	258	70.6	2	1	39t	3/20	99.9	9	40	4.4	9	0
at Was. (10/6)*	S	24	18	201	75.0	0	0	36	3/23	127.3	11	122	11.1	29	1
vs. Dal. (10/12)	S	28	14	126	50.0	0	1	53	2/0	47.6	2	12	6.0	9t	1
at Stl. (10/19)	S	36	23	313	63.9	2	0	49	3/21	110.1	7	106	15.1	52	1
at Car. (10/26)*	S	32	20	199	62.5	1	1	23t	1/8	77.5	6	35	5.8	15	0
vs. Oak. (11/2)*	S	35	17	179	48.6	0	0	39	1/2	63.9	8	31	3.9	19	0
vs. NYG (11/9)*	S	17	10	172	58.8	0	2	60	2/12	53.7	14	107	7.6	26	1
at K.C. (11/16)	S	32	20	178	62.5	2	0	27	2/10	98.2	8	71	8.9	14	0
vs. Ari. (11/23)*	S	22	17	211	77.3	1	0	48	7/42	121.6	10	73	7.3	40	0
at S.F. (11/27)*	S	22	15	236	68.2	1	0	63	4/14	118.8	7	35	5.0	12	0
at Phi. (12/7)*	S	37	22	263	59.5	2	0	25	2/11	99.3	10	48	4.8	26t	1
vs. S.F. (12/14)*	S	24	12	168	50.0	1	1	47	5/30	69.4	5	27	5.4	19	0
at Ari. (12/21)*	S	31	20	339	64.5	2	0	80t	1/10	122.9	6	88	14.7	55	1
vs. Stl. (12/28)*	S	25	17	239	68.0	0	1	38	3/17	81.9	6	7	1.2	6	0
Season Totals	16/16	422	285	3,475	63.1	20	7	80t	42/242	95.0	118	849	7.2	55	6
vs. Car. (1/10)*†	S	22	15	268	68.2	3	0	63t	2/20	149.2	7	22	3.1	14	0
vs. G.B. (1/18)*#	S	29	14	209	48.3	1	4	35t	5/25	44.3	7	25	3.6	15	1
vs. N.E. (2/1)*\$	S	21	12	247	57.1	2	1	45	3/13	110.6	3	39	13.0	17	0
Postseason Totals	3/3	72	41	724	56.9	6	5	63t	10/58	90.3	17	86	5.1	17	1

†NFC Divisional Playoff Game; #NFC Championship Game; \$Super Bowl

2015 SEATTLE (10-6)		PASSING									RUSHING				
Opponent	P/S	Att.	Comp.	Yds.	Pct.	TD	INT	LG	S/Yds.	Rtg.	Att.	Yds.	Avg.	LG	TD
at Stl. (9/13)	S	41	32	251	78.0	1	1	23	6/32	90.1	8	31	3.9	10	0
at G.B. (9/20)	S	30	19	206	63.3	2	1	32	2/1	91.8	10	78	7.8	17	0
vs. Chi. (9/27)*	S	30	20	235	66.7	1	0	30t	4/23	101.4	6	28	4.7	13	0
vs. Det. (10/5)*	S	26	20	287	76.9	1	0	50	6/52	125.0	10	40	4.0	15	0
at Cin. (10/11)	S	23	15	213	65.2	1	1	46	4/16	91.4	3	21	7.0	9	0
vs. Car. (10/18)	S	30	18	241	60.0	1	0	45	4/22	96.7	8	53	6.6	24	0
at S.F. (10/22)*	S	24	18	235	75.0	1	2	43t	5/23	84.5	7	20	2.9	9	0
at Dal. (11/1)*	S	30	19	210	63.3	1	1	22t	0/0	81.2	6	32	5.3	10	0
vs. Ari. (11/15)	S	32	14	240	43.8	1	1	40	2/12	67.2	6	52	8.7	20	0
vs. S.F. (11/22)*	S	29	24	260	82.8	3	0	31t	2/7	138.5	9	30	3.3	8	0
vs. Pit. (11/29)*	S	30	21	345	70.0	5	0	80t	2/9	147.9	4	14	3.5	10	0
at Min. (12/6)*	S	27	21	274	77.8	3	0	53t	1/8	146.0	9	51	5.7	14	1
at Bal. (12/13)*	S	32	23	292	71.9	5	0	49t	0/0	139.6	1	6	6.0	6	0
vs. Cle. (12/20)*	S	30	21	249	70.0	3	0	39	2/8	128.3	5	46	9.2	16	0
vs. Stl. (12/27)	S	41	25	289	61.0	2	1	28	4/36	88.4	6	38	6.3	20	0
at Ari. (1/3)*	S	28	19	197	67.9	3	0	36	1/16	123.7	5	13	2.6	9	0
Season Totals	16/16	483	329	4,024	68.1	34	8	80t	45/265	110.1	103	553	5.4	24	1
at Min. (1/10)*\$	S	26	13	142	50.0	1	1	35	2/13	63.3	5	21	4.2	11	0
at Car. (1/17)†	S	48	31	366	64.6	3	2	33t	5/41	91.1	3	32	10.7	14	0
Postseason Totals	2/2	74	44	508	59.5	4	3	35	7/54	81.4	8	53	6.6	14	0

†NFC Wild Card Game; †NFC Divisional Playoff Game

2016 SEATTLE (10-5-1)		PASSING									RUSHING				
Opponent	P/S	Att.	Comp.	Yds.	Pct.	TD	INT	LG	S/Yds.	Rtg.	Att.	Yds.	Avg.	LG	TD
vs. Mia. (9/11)*	S	43	27	258	62.8	1	1	24	3/18	77.5	4	16	4.0	9	0
at LAR (9/18)	S	35	22	254	62.9	0	0	53	2/15	84.7	5	14	2.8	8	0
vs. S.F. (9/25)*	S	23	15	243	65.2	1	0	59	2/17	114.9	1	3	3.0	3	0
at NYJ (10/2)*	S	32	23	309	71.9	3	0	42	2/21	133.5	5	-5	-1.0	2	0
vs. Atl. (10/16)*	S	37	25	270	67.6	0	0	25	1/9	88.8	6	7	1.2	6	0
at Ari. (10/23)	S	37	24	225	64.9	0	0	31	1/20	81.5	1	-2	-2.0	-2	0
at N.O. (10/30)	S	34	22	253	64.7	0	1	27	1/11	74.8	3	11	3.7	5	0
vs. Buf. (11/7)*	S	26	20	282	76.9	2	0	50	4/37	137.0	3	10	3.3	8	1
at N.E. (11/13)*	S	37	25	348	67.6	3	0	39	3/24	124.6	3	6	2.0	6	0
vs. Phi. (11/20)*	S	31	18	272	58.1	1	0	44	1/0	97.8	8	18	2.4	7	0
at T.B. (11/27)	S	33	17	151	51.5	0	2	21	6/33	38.8	8	80	10.0	17	0
vs. Car. (12/4)*	S	36	26	277	72.2	1	1	40	3/21	92.0	3	29	9.7	18	0
at G.B. (12/11)	S	39	22	240	56.4	1	5	31	3/22	43.7	4	19	4.8	8	0
vs. LAR (12/15)*	S	26	19	229	73.1	3	1	57	2/2	122.1	6	12	2.0	9	0
vs. Ari. (12/24)	S	45	29	350	64.4	4	0	43	6/37	117.8	10	36	3.6	15	0
at S.F. (1/1)*	S	32	19	258	59.4	1	0	42	1/6	95.6	2	4	2.0	4	0
Season Totals	16/16	546	353	4,219	64.7	21	11	59	41/293	92.6	72	259	3.6	18	1
vs. Det. (1/7)*§	S	30	23	224	76.7	2	0	42	3/14	119.3	3	-3	-1.0	-1	0
at Atl. (1/14)†	S	30	17	225	56.7	2	2	40	3/17	75.0	6	49	8.2	14	0
Postseason Totals	2/2	60	40	449	66.7	4	2	42	6/31	97.2	9	46	5.1	14	0

§NFC Wild Card Game; †NFC Divisional Playoff Game

2017 SEATTLE (9-7)		PASSING									RUSHING				
Opponent	P/S	Att.	Comp.	Yds.	Pct.	TD	INT	LG	S/Yds.	Rtg.	Att.	Yds.	Avg.	LG	TD
at G.B. (9/10)	S	27	14	158	51.9	0	0	34	3/23	69.7	2	40	20.0	29	0
vs. S.F. (9/17)*	S	39	23	198	59.0	1	0	22	3.17	80.9	12	34	2.8	11	0
at Ten. (9/24)	S	49	29	373	59.2	4	0	46	1/9	110.3	7	26	3.7	11	0
vs. Ind. (10/1)*	S	26	21	295	80.8	2	2	41	3/12	107.5	4	38	9.5	23†	1
at LAR (10/8)*	S	37	24	198	64.9	1	1	21	3/19	76.2	5	16	3.2	9	0
at NYG (10/22)*	S	39	27	334	69.2	3	0	38†	1/13	121.1	2	10	5.0	7	0
vs. Hou. (10/29)*	S	41	26	452	63.4	4	1	66	2/6	123.2	4	30	7.5	21	0
vs. Was. (11/5)	S	45	24	297	53.3	2	2	30†	2/8	70.3	10	77	7.7	13	0
at Ari. (11/9)*	S	32	22	238	68.8	2	0	54	5/26	111.2	5	19	3.8	10	0
vs. Atl. (11/20)	S	42	26	258	61.9	2	1	29†	3/30	85.2	7	86	12.3	17	1
at S.F. (11/26)*	S	34	20	228	58.8	2	1	26	0/0	86.4	7	25	3.6	11	1
vs. Phi. (12/3)*	S	31	20	227	64.5	3	0	47	2/18	118.6	6	31	5.2	10	0
at Jac. (12/10)	S	31	17	271	54.8	3	3	74†	2/11	76.9	5	50	10.0	19	0
vs. LAR (12/17)	S	30	14	142	46.7	1	0	26†	7/71	71.8	5	39	7.8	15	0
at Dal. (12/24)*	S	21	14	93	66.7	2	0	20	3/33	107.8	9	29	3.2	14	0
vs. Ari. (12/31)	S	29	18	221	62.1	2	0	29†	3/26	108.5	5	36	7.2	31	0
Season Totals	16/16	553	339	3,983	61.3	34	11	74†	43/322	95.4	95	586	6.2	31	3

2018 SEATTLE (10-6)		PASSING									RUSHING				
Opponent	P/S	Att.	Comp.	Yds.	Pct.	TD	INT	LG	S/Yds.	Rtg.	Att.	Yds.	Avg.	LG	TD
at Den. (9/9)	S	33	19	298	57.6	3	2	66	6/56	92.7	2	5	2.5	5	0
at Chi. (9/17)	S	36	22	226	61.1	2	1	34	6/24	86.1	3	17	5.7	9	0
vs. Dal. (9/23)*	S	26	16	192	61.5	2	0	52†	2/10	109.8	2	-1	-0.5	0	0
at Ari. (9/30)*	S	26	19	172	73.1	0	0	30	2/12	90.5	4	2	5.3	10	0
vs. LAR (10/7)	S	21	13	198	61.9	3	0	44	2/15	132.5	0	0	—	—	0
at Oak. (10/14)*	S	23	17	222	73.9	3	1	42	1/8	125.4	6	20	3.3	9	0
at Det. (10/28)*	S	17	14	248	82.4	3	0	45	2/11	158.3	2	15	7.5	11	0
vs. LAC (11/4)	S	39	26	235	66.7	2	1	42	4/33	89.2	5	41	8.2	16	0
at LAR (11/11)	S	26	17	176	65.4	3	0	29	4/35	123.2	9	92	10.2	21	0
vs. G.B. (11/15)*	S	31	21	225	67.7	2	0	34	3/20	110.3	5	17	3.4	12	0
at Car. (11/25)*	S	31	22	339	71.0	2	0	54	2/17	128.3	3	4	1.3	7	0
vs. S.F. (12/2)*	S	17	11	185	65.7	4	0	52†	3/22	140.9	4	14	3.5	7	0
vs. Min. (12/10)*	S	20	10	72	50.0	0	1	14	2/12	37.9	7	61	8.7	40	0
at S.F. (12/16)	S	31	23	237	74.2	2	0	35†	3/20	117.3	5	15	3.0	5	0
vs. K.C. (12/23)*	S	29	18	271	62.1	3	0	45	3/17	127.2	5	57	7.1	26	0
vs. Ari. (12/30)*	S	21	12	152	57.1	1	1	37	6/43	75.9	2	-2	-1.0	-1	0
Season Totals	16/16	427	280	3,448	65.6	35	7	66	51/355	110.9	67	376	5.6	40	0
at Dal. (1/5)§	S	27	18	233	66.7	1	0	53	1/7	105.9	3	14	4.7	7	1
Postseason Totals	1/1	27	18	233	66.7	1	0	53	1/7	105.9	3	14	4.7	7	1

§NFC Wild Card Game

DID YOU KNOW?

Tight end Shannon Sharpe, who was selected to the Pro Football Hall of Fame in 2011, played 12 seasons for the Broncos from 1990-99 and 2002-03, totaling more career receptions (815), receiving yards (10,060), receiving touchdowns (62), Super Bowl wins (3) and Pro Bowl selections (8) than any of the other seven tight ends enshrined in the Hall of Fame.

2019 SEATTLE (11-5)		PASSING										RUSHING				
Opponent	P/S	Att.	Comp.	Yds.	Pct.	TD	INT	LG	S/Yds.	Rtg.	Att.	Yds.	Avg.	LG	TD	
vs. Cin. (9/8)*	S	20	14	195	70.0	2	0	44t	4/35	134.4	4	8	2.0	5	0	
at Pit. (9/15)*	S	35	29	300	82.9	3	0	30	4/26	131.0	6	22	3.7	15	0	
vs. N.O. (9/22)	S	50	32	406	64.0	2	0	54	0/0	102.6	7	51	7.3	18	2	
at Ari. (9/29)*	S	28	22	240	78.6	1	0	32	4/15	114.3	2	7	3.5	5	0	
vs. LAR (10/3)*	S	23	17	268	73.9	4	0	40t	1/6	151.8	8	32	4.0	12	0	
at Cle. (10/13)*	S	33	23	295	69.7	2	0	30	3/11	117.6	9	31	3.4	16t	1	
vs. Bal. (10/20)	S	41	20	241	48.8	1	1	48	1/0	65.2	3	27	9.0	11	0	
at Atl. (10/27)*	S	20	14	182	70.0	2	0	23	2/11	131.7	4	4	1.0	5	0	
vs. T.B. (11/3)*	S	43	29	378	67.4	5	0	53t	3/31	133.7	1	21	21.0	21	0	
at S.F. (11/11)*	S	34	24	232	70.6	1	1	28	5/43	86.9	6	53	8.8	18	0	
at Phi. (11/24)*	S	25	13	200	52.0	1	1	38	6/26	75.4	3	15	5.0	16	0	
vs. Min. (12/2)*	S	31	21	240	67.7	2	1	60t	2/14	98.9	4	13	3.3	7	0	
at LAR (12/8)	S	36	22	245	61.1	0	1	35	5/43	69.8	5	28	5.6	17	0	
at Car. (12/15)*	S	26	20	286	76.9	2	0	58	2/12	137.7	3	-1	-0.3	1	0	
vs. Ari. (12/22)	S	31	16	169	51.6	1	0	23	5/36	78.6	2	2	1.0	6	0	
vs. S.F. (12/29)	S	40	25	233	62.5	2	0	24	1/10	95.1	8	29	3.6	5	0	
Season Totals	16/16	516	341	4,110	66.1	31	5	60t	48/319	106.3	75	342	4.6	21	3	
vs. Phi. (1/5)*§	S	30	18	325	60.0	1	0	53t	1/7	108.3	9	45	5.0	22	0	
at G.B. (1/12)†	S	31	21	277	67.7	1	0	31	5/12	106.5	7	64	9.1	22	0	
Postseason Totals	2/2	61	39	602	63.9	2	0	53t	6/19	107.4	16	109	6.8	22	0	

§NFC Wild Card Game; †NFC Divisional Playoff Game

2020 SEATTLE (12-4)		PASSING										RUSHING				
Opponent	P/S	Att.	Comp.	Yds.	Pct.	TD	INT	LG	S/Yds.	Rtg.	Att.	Yds.	Avg.	LG	TD	
at Atl. (9/13)*	S	35	31	322	88.6	4	0	38t	3/23	143.1	3	29	9.7	28	0	
vs. N.E. (9/20)*	S	28	21	288	75.0	5	1	54t	2/13	132.1	5	39	7.8	21	0	
vs. Dal. (9/27)*	S	40	27	315	67.5	5	0	62	4/20	130.7	6	22	3.7	13	0	
at Mia. (10/4)*	S	34	24	360	70.6	2	1	57	2/17	112.4	4	5	1.3	8	0	
vs. Min. (10/11)*	S	32	20	217	62.5	3	1	39	4/27	100.7	5	58	11.6	19	0	
at Ari. (10/25)	S	50	33	388	66.0	3	3	47t	2/16	84.4	6	86	14.0	34	0	
vs. S.F. (11/1)*	S	37	27	261	73.0	4	0	46t	2/12	128.3	6	23	3.8	21	0	
at Buf. (11/8)	S	41	28	390	68.3	2	2	55t	5/28	94.6	2	5	2.5	4	1	
at LAR (11/15)	S	37	22	248	59.5	0	2	39	6/28	57.0	8	60	7.5	15	0	
vs. Ari. (11/19)*	S	28	23	197	82.1	2	0	25t	3/15	119.8	10	42	4.2	10	0	
at Phi. (11/30)*	S	31	23	230	71.0	1	0	52	2/5	102.9	6	12	2.0	10	0	
vs. NYG (12/6)	S	43	27	263	62.8	1	1	28t	5/47	78.0	7	45	6.4	19	0	
vs. NYJ (12/13)*	S	27	21	206	77.8	4	1	20	0/0	122.6	1	-1	-1.0	-1	0	
at Was. (12/20)*	S	27	18	121	66.7	1	1	15	0/0	73.2	6	52	8.7	38	0	
vs. LAR (12/27)*	S	32	20	225	62.5	1	0	45	5/28	93.9	3	9	3.0	6	1	
at S.F. (1/3)*	S	36	20	181	55.6	2	0	29	2/22	87.8	5	29	5.8	16	0	
Season Totals	16/16	558	348	4,212	68.8	40	13	62	47/301	105.1	83	513	6.2	38	2	
vs. LAR (1/9)§	S	27	11	174	40.7	2	1	51t	5/32	72.1	4	50	12.5	23	0	
Postseason Totals	2/2	61	39	602	63.9	2	0	53t	6/19	107.4	16	109	12.5	22	0	

§NFC Wild Card Game

2021 SEATTLE (7-10)		PASSING										RUSHING				
Opponent	P/S	Att.	Comp.	Yds.	Pct.	TD	INT	LG	S/Yds.	Rtg.	Att.	Yds.	Avg.	LG	TD	
at Ind. (9/12)*	S	23	18	254	78.3	4	0	69t	3/13	152.3	5	9	1.8	11	0	
vs. Ten. (9/19)	S	31	22	343	71.0	2	0	68t	3/23	128.8	3	16	5.3	12	0	
at Min. (9/26)	S	32	23	298	71.9	1	0	39	2/15	111.2	3	7	2.3	4	0	
at S.F. (10/3)*	S	23	16	149	69.6	2	0	28	3/20	116.0	4	26	6.5	16t	1	
vs. LAR (10/7)	S	16	11	152	68.8	1	1	29	2/21	93.8	2	10	5.0	7	0	
Games 6-8																
at G.B. (11/14)	S	40	20	161	50.0	0	2	28	3/28	39.7	5	32	6.4	12	0	
vs. Ari. (11/21)	S	26	14	207	53.8	0	0	48	4/27	80.1	2	2	1.0	2	0	
at Was. (11/29)	S	31	20	247	64.5	2	0	55	2/14	110.6	2	16	8.0	12	0	
vs. S.F. (12/5)*	S	37	30	231	81.1	2	1	33	4/50	99.4	3	15	5.0	12	0	
at Hou. (12/12)*	S	28	17	260	60.7	2	0	55t	0/0	115.2	2	8	4.0	8	0	
at LAR (12/21)	S	31	17	156	54.8	0	1	34	3/22	55.3	0	0	—	0	0	
vs. Chi. (12/26)	S	27	16	181	59.3	2	0	41t	2/20	104.1	2	13	6.5	10	0	
vs. Det. (1/2)*	S	29	20	236	69.0	4	0	58	1/4	133.0	6	24	4.0	17	0	
at Ari. (1/9)*	S	26	15	238	57.7	3	1	43t	1/9	110.7	4	5	1.3	4t	1	
Season Totals	14/14	400	259	3,113	64.8	25	6	69t	33/266	103.1	43	183	4.3	17	2	

DID YOU KNOW?

The Broncos in 2005 became the first team in NFL history to have two 100-yard rushers and a 300-yard passer in the same game. In Denver's contest against Philadelphia on Oct. 30, 2005, Mike Anderson (126 yds.) and Tatum Bell (107 yds.) each had at least 100 rushing yards while Jake Plummer (309 yds.) cleared the 300-yard passing mark in Denver's 49-21 victory.

OTHER PLAYERS WITH PRO EXPERIENCE



ZACK JOHNSON

68

GUARD

6-6 • 301 • 1ST YR. • NORTH DAKOTA STATE

BORN: Jan. 19, 1997, in Blaine, Minn.

HIGH SCHOOL: Spring Lake Park (Minn.) High School

ACQUIRED: Free Agent, 2022



Zack Johnson is a first-year guard from North Dakota State University who competed on practice squads with Green Bay (2020) and Arizona (2021) and Denver (2021)... Entered the NFL with Green Bay as a college free agent and was signed to their practice squad on Sept. 6, 2020... Was waived by Green Bay on Aug. 17, 2021 and signed by Arizona to their practice squad on Sept. 30, 2021... Was waived by Arizona on Oct. 29, 2021 and signed by Denver to their practice squad on Nov. 24, 2021... A two-time *Associated Press* All-American at North Dakota State, made 46 straight starts over his final three seasons... Was a part of a line that set school records for rushing yards in three straight years from 2017-19... Was a part of five conference championships and four FCS national championships... Prepped at Spring Lake Park High School in Spring Lake Park, Minn., where he was named *Star Tribune* all-metro second team... Also competed in hockey... Zack Johnson was born on Jan. 19, 1997, in Blaine, Minn.



JONATHAN KONGBO

90

OUTSIDE LINEBACKER

6-5 • 255 • 1ST YR. • TENNESSEE

BORN: March 19, 1996, in Surrey, British Columbia

HIGH SCHOOL: Holy Cross (B.C.) High School

ACQUIRED: Free Agent, 2022



Jonathan Kongbo is a first-year outside linebacker from the University of Tennessee who spent time with San Francisco (2020)... Entered the league as a free agent with San Francisco during training camp (2020) and was waived on Sept. 4, 2020... Signed with the Broncos on Jan. 12, 2022... Also played in the Canadian Football League with the Winnipeg Blue Bombers (2019, 2021), where he tallied 28 tackles and 4 sacks in 26 games... Played in 30 games at Tennessee over three seasons, totaling 51 tackles (20 solo), 5.5 tackles for loss, 3.5 sacks, 2 interceptions (69 yards, 1 TD) and 2 passes defended... Saw time at Arizona Western College, where he was named first-team in the Arizona Community College Athletic Conference and Western States Football League after producing 55 tackles, 16 tackles for loss and 11 sacks... Redshirted his freshman season at the University of Wyoming ... Began playing football as a senior at Holy Cross High School in Surrey, British Columbia and was selected first-team Provincial All-Star... Also competed in basketball and track and field... Jonathan Kongbo was born on March 19, 1996, in Surrey, British Columbia.



DONNIE LEWIS JR.

39

CORNERBACK

6-0 • 190 • 1ST YR. • TULANE

BORN: July 21, 1996, in Baton Rouge, La.

HIGH SCHOOL: Central (La.) High School

ACQUIRED: Free Agent, 2022



Donnie Lewis Jr. is a first-year cornerback from Tulane University who spent time competing on practice squads with Cleveland (2019) and Cincinnati (2020)... Entered the league as a seventh-round selection of the Cleveland Browns... Was waived by Cleveland on Sept. 3, 2020 and signed by Cincinnati on Nov. 18, 2020 to their practice squad... Was waived by Cincinnati on Sept. 14, 2021 and signed with Denver on April 27, 2022... Played in 46 games at Tulane, posting 161 tackles (128 solo), 49 passes defended, 8 interceptions, 7.5 tackles for loss, 1 fumble recovery, 1 block and 0.5 sacks... Prepped at Central High School in Baton Rouge, La., where he lettered three times... Also participated in basketball and track and field... Donnie Lewis Jr. was born on July 21, 1996, in Baton Rouge, La.





NIK BONITTO

42

OUTSIDE LINEBACKER

6-3 • 240 • OKLAHOMA



BORN: Sept. 26, 1999, in Fort Lauderdale, Fla.

HIGH SCHOOL: St. Thomas Aquinas High School, Fort Lauderdale, Fla.

DRAFTED: Second Round (64th overall)

COLLEGE GAMES PLAYED/STARTED: 39/30

COLLEGE MAJOR: Communication

BONITTO AT A GLANCE:

- An outside linebacker who appeared in 39 career games (30 starts) over four seasons at the University of Oklahoma from 2018-21.
- Totaled 117 tackles (68 solo), 18.5 sacks (119 yds.), one interception, seven passes defended, one forced fumble and three fumble recoveries during his career.
- Finished his collegiate career ranked 13th in school history—and third among linebackers—in career sacks (18.5).
- Garnered numerous awards and distinctions following the 2021 season, including Pro Football Focus 2021 Big 12 Defensive Player of the Year, second-team All-Big 12 honors and semifinalist recognition for the Chuck Bednarik Award.
- Started all 12 games played in 2021, recording 39 tackles (23 solo), seven sacks (39 yds.), one pass defended, one forced fumble and three fumble recoveries.
- Registered 32 tackles (18 solo), eight sacks (44 yds.) and two passes defended in 10 games played (all starts) in 2020.
- Appeared in 14 games—starting the final eight—in 2019, posting 43 tackles (25 solo), 3.5 sacks (36 yds.), one interception and four passes defended.
- Played three games and tallied three tackles in 2018 before being redshirted.
- Attended St. Thomas Aquinas High School in Fort Lauderdale Fla., where he recorded over 140 tackles during his high school career to go along with 17 sacks, two interceptions, two forced fumbles and three fumble recoveries.
- Selected by the Broncos in the second round (64th overall) of the 2022 NFL Draft.



2021: Bonitto started all 12 games played in 2021, recording 39 tackles (23 solo) seven sacks (39 yds.), one pass defended, one forced fumble and three fumble recoveries... Named Big 12 Defensive Player of the Year by PFF... Awarded All-Big 12 second-team honors by league coaches and media... Selected as a semifinalist for the Chuck Bednarik Award, which is an honor given to college football's most outstanding defensive player.

2020: Bonitto registered 32 tackles (18 solo), eight sacks (44 yds.), and two passes defended in 10 games played (all starts)... Was a PFF first-team selection and was a second-team *Associated Press* All American... Named an academic All-Big 12 second-team honoree... Credited by PFF with the nation's top pressure rate (25.7%) while ranking first in pass-rush grade (93.5) among 257 edge rushers.

2019: Bonitto appeared in all 14 games, starting the final eight... Totaled 43 tackles (25 solo), 3.5 sacks (36 yds.), one interception and four passes defended... Produced six tackles on kickoffs, which tied for second on the team.


2018: Bonitto saw action in three games and made three tackles before being redshirted for the remainder of the season.

HIGH SCHOOL: Bonitto attended St. Thomas Aquinas High School (Fort Lauderdale, Fla.), where he recorded over 140 tackles during his high school career to go along with 17 sacks, two interceptions, two forced fumbles and three fumble recoveries... Touted as ESPN's No. 197 overall recruit in the country and the seventh ranked outside linebacker... Named an Under Armour All-American.

PERSONAL: Bonitto majored in communication at Oklahoma... Nik Bonitto (pronounced: bo-NEE-toe) was born on Sept. 26, 1999.

BONITTO'S COLLEGIATE RECORD — OKLAHOMA

Year	School	G	S	UT	A	TT	S-Yds.	I-Yds.	PD	FF	FR	TD-Int.	TD-FR	S	Pts.
2018	Oklahoma	3	0	2	1	3	0-0	0-0	0	0	0	0	0	0	0
2019	Oklahoma	14	8	25	18	43	3.5-36	1-0	4	0	0	0	0	0	0
2020	Oklahoma	10	10	18	14	32	8-44	0-0	2	0	0	0	0	0	0
2021	Oklahoma	12	12	23	16	39	7-39	0-0	1	1	3	0	0	0	0
CAREER TOTALS		39	30	68	49	117	18.5-119	1-0	7	1	3	0	0	0	0



GREG DULCICH

80

TIGHT END



6-4 • 245 • UCLA

BORN: March 26, 2000, in Glendale, Calif.

HIGH SCHOOL: St. Francis High School, La Cañada Flintridge, Calif.

DRAFTED: Third Round (80th overall)

COLLEGE GAMES PLAYED/STARTED: 33/17

COLLEGE MAJOR: Political Science

DULCICH AT A GLANCE:

- A tight end who appeared in 33 games (17 starts) over four seasons (2018-21) at UCLA, recording 77 receptions for 1,353 yards (17.6 avg.) with 11 touchdowns.
- Earned semifinalist recognition for the John Mackey Award (nation's top tight end) in 2021 after posting 42 catches for 725 yards (17.3 avg.) with five touchdowns in 12 games (all starts).
- Appeared in seven games (five starts) in 2020, totaling 26 receptions for 517 yards (19.9 avg.) with five touchdowns.
- Tallied eight receptions for 105 yards (13.1 avg.) with one score in 11 games played in 2019.
- Played three games, collecting one catch for six yards (6.0 yds.) as a true freshman in 2018.
- Prepped at St. Francis High School in La Cañada Flintridge, Calif., where he caught 50 passes for 1,168 yards (23.4 avg.) with 12 touchdowns as a senior.
- Selected by the Broncos in the third round (80th overall) of the 2022 NFL Draft.



2021: Dulcich started all 12 games played in 2021, registering 42 receptions for 725 yards (17.3 avg.) with five touchdowns... His 17.3 yards per catch ranked No. 3 among the nation's tight ends, and his 60.4 receiving yards per game ranked fifth in the Pac-12... Recorded the eighth-most touchdowns (5) in the Pac-12... Named first-team All-Pac-12 by league coaches, and earned semifinalist recognition for the John Mackey Award (nation's top tight end)... Selected to the CoSIDA 2021-22 Academic All-District 8 Football Team as a first-team honoree.

2020: Dulcich started 5-of-7 games played, posting 26 catches for 517 yards (19.9 avg.) with five scores... Recorded the second-most receptions on the team (26) and tallied a team-best five touchdowns... Voted second-team All-Pac-12 by league coaches and *Associated Press*... Named to the CoSIDA 2021 Academic All-District 8 Football Team and was selected to the Pac-12 2020-21 Fall Academic Honor Roll... His 19.9 yards per catch was ranked 13th nationally and was second best in the nation among tight ends... Registered the nation's second-highest receiving yards per contest (73.9) among players in his position group.

2019: Dulcich saw action in 11 games as a reserve receiver and contributor on special teams... Nabbed eight receptions for 105 yards (13.1 avg.) with one touchdown... Caught his first career touchdown (20 yds.) vs. San Diego State (9/7)... Was awarded scholarship in the spring of 2020.

2018: Dulcich appeared in three games during his true freshman season, collecting one catch for six yards (6 yds.)... Saw his first collegiate game action at Arizona State (11/10)... Snagged his first career reception in the season finale vs. Stanford (11/24).

HIGH SCHOOL: Dulcich prepped at St. Francis High School in La Cañada Flintridge, Calif., where he was a three-star recruit... Caught 50 passes for 1,168 yards and 12 touchdowns as a senior and added 21 tackles on defense.

PERSONAL: Dulcich majored in political science at UCLA... Was named to the Athletic Director's Honor Roll in eight different semesters... Was awarded a scholarship in the spring of 2020... Greg Dulcich was born on March 26, 2000, in Glendale, Calif.

DULCICH'S COLLEGIATE RECORD — UCLA

Year	School	G	S	RECEIVING				RUSHING				SCORING							
				No.	Yds.	Avg.	LG	TD	No.	Yds.	Avg.	LG	TD	TD	TDr	TDp	2pt	Pts.	
2018	UCLA	3	0	1	6	6.0	6	0	0	—	—	0	0	0	0	0	0	0	
2019	UCLA	11	0	8	295	13.1	31	1	0	0	—	—	0	1	1	0	0	0	6
2020	UCLA	7	5	26	517	19.9	69t	5	0	0	—	—	0	5	5	0	0	0	30
2021	UCLA	12	12	42	725	17.3	75t	5	0	0	—	—	0	5	5	0	0	0	30
CAREER TOTALS		33	17	77	1,353	17.6	75t	11	0	0	—	—	0	11	11	0	0	0	66



DAMARRI MATHIS

27

CORNERBACK



5-11 • 195 • PITTSBURGH

BORN: April 12, 1999, in Lakeland, Fla.

HIGH SCHOOL: Lakeland (Fla.) Senior High School

DRAFTED: Fourth Round (115th overall)

COLLEGE GAMES PLAYED/STARTED: 49/25

COLLEGE MAJOR: Communication

MATHIS AT A GLANCE:

- A cornerback who appeared in 49 career games (25 starts) over four seasons (2017-19, '21) at the University of Pittsburgh.
- Recorded 87 tackles (66 solo), five interceptions (65 yds., 1 TD) and 19 passes defended during his collegiate career.
- Started all 13 games played in 2021, registering 44 tackles, (32 solo), two interceptions (50 yds., 1 TD) and six passes defended.
- Did not see action in 2020 after suffering a season-ending injury in preseason.
- Opened 10-of-13 games played in 2019, collecting 23 tackles (19 solo), two interceptions (15 yds.) and 11 passes defended.
- Totaled 18 tackles (13 solo), one interception and one pass defended in 14 games (2 starts) played in 2018.
- Appeared in nine games in a reserve role in 2017, totaling two solo tackles and one pass defended.
- Prepped at Lakeland (Fla.) Senior High School, where he compiled 73 tackles, five interceptions and 27 pass breakups during his varsity career.
- Selected by the Broncos in the fourth round (115th overall) of the 2022 NFL Draft.



2021: Mathis started all 13 games played... for Pittsburgh, totaling 44 tackles (32 solo), two interceptions (50 yds., 1 TD) and six passes defended... Named Honorable Mention All-ACC following his final collegiate campaign... Recorded his first career interception return for touchdown (35 yds.) in the Panthers' 77-7 victory over New Hampshire (9/25)... Had a career-high seven tackles (5 solo) at Georgia Tech (10/2)... Had two pass breakups in Pitt's 45-21 win over Wake Forest in the ACC Championship Game (12/4)... Selected to play in the Reese's Senior Bowl.

2020: Did not see action in 2020 after suffering a season-ending injury in preseason.

2019: Mathis started 10-of-13 games played, recording 23 tackles (19 solo), two interceptions (15 yds.) and 11 passes defended... Was a four-time honoree on the Pro Football Focus ACC Team of the Week... Finished tied for second on the team in passes defended (11).

2018: Mathis appeared in all 14 games (2 starts) at cornerback, registering 18 tackles (13 solo), one interception and one pass defended... Collected his first career interception against Albany (9/1).

2017: Mathis saw action in nine games during his true freshman season, seeing action on special teams and as a reserve cornerback... Nabbed two solo tackles and one pass defended during his freshman campaign.

HIGH SCHOOL: Mathis attended Lakeland (Fla.) Senior High School, where he was a three-year starter at cornerback... Compiled 73 tackles, five interceptions and 27 pass breakups during his varsity career... Totaled a 28-7 (.800) mark in his three seasons as a starter and helped the school reach the Florida Class 7A playoffs each season.

PERSONAL: Mathis earned his bachelor's degree in communication and is pursuing a second major in administration of justice... Damarri Mathis was born on April 12, 1999, in Lakeland, Fla.

MATHIS' COLLEGIATE RECORD — PITTSBURGH

Year	School	G	S	UT	A	TT	S-Yds.	I-Yds.	PD	FF	FR	TD-Int.	TD-FR	S	Pts.
2017	Pittsburgh	9	0	2	0	2	0-0	0-0	1	0	0	0	0	0	0
2018	Pittsburgh	14	2	13	5	18	0-0	1-0	1	0	0	0	0	0	0
2019	Pittsburgh	13	10	19	4	23	0-0	2-15	11	0	0	0	0	0	0
2020	Pittsburgh	DID NOT PLAY													
2021	Pittsburgh	13	13	32	12	44	0-0	2-50	6	0	0	1	0	0	6
CAREER TOTALS		49	25	66	21	87	0-0	5-65	19	0	0	1	0	0	6



EYIYOMA UWAZURIKE

96

DEFENSIVE LINEMAN

6-6 • 320 • IOWA STATE

BORN: May 6, 1998, in Detroit

HIGH SCHOOL: Southfield-Lathrup High School, Lathrup Village, Mich.

DRAFTED: Fourth Round (116th overall)

COLLEGE GAMES PLAYED/STARTED: 60/46

COLLEGE MAJOR: Communication Studies



UWAZURIKE AT A GLANCE:

- A defensive lineman who recorded 144 tackles (70 solo), 15 sacks (104 yds.), three passes defended, two fumble recoveries and two blocked kicks during his five collegiate seasons (2017-21) at Iowa State University.
- Earned first-team All-Big 12 (2021), second-team Academic All-Big 12 (2021) and honorable mention All-Big 12 (2019-20) accolades during his collegiate career.
- Started all 13 games played in 2021, posting 42 tackles (16 solo), nine sacks (74 yds.), one pass defended and one blocked kick.
- Tallied 27 tackles (16 solo), three sacks (18 yds.), one pass defended and one blocked kick while starting all 12 games played in 2020.
- Opened all 13 games played in 2019, recording 32 tackles (19 solo), 1.5 sacks (8 yds.), one pass defended and two fumble recoveries (1 TD).
- Started 8-of-9 games played in 2018, collecting 27 tackles (12 solo) and one sack (1 yd.).
- Appeared in 13 games during his redshirt freshman season in 2017, totaling 16 tackles (7 solo) and one half sack (3 yds.).
- Prepped at Southfield-Lathrup High School (Lathrup Village, Mich.), where he was a two-time team defensive MVP, a *Detroit Free Press* first-team All-North honoree and an Oakland Athletic Association All-Association selection during his tenure.
- Selected by the Broncos in the fourth round (116th overall) of the 2022 NFL Draft.



2021: Uwazurike started all 13 games played during his final collegiate season at Iowa State, posting 42 tackles (16 solo), nine sacks (74 yds.), one pass defended and one blocked kick... His 60 career games played (46 starts) ranks as the second-most in school history... Recognized as one of three players in program history to play in five bowl games... Finished collegiate career at Iowa State ranked third in tackles for loss (34.5) and sixth in sacks (15)... Earned first-team All-Big 12 accolades as voted on by conference coaches... Named second-team Academic All-Big 12... Ranked fourth in the Big 12 and 30th nationally in sacks (9).

2020: Uwazurike was an honorable mention All-Big 12 selection for the second consecutive season after starting all 12 games played... Totaled 27 tackles (16 solo), three sacks (18 yds.), one pass defended and one blocked kick... Ranked fourth on the team in tackles for loss (8) and recorded a TFL in seven of 12 games.

2019: Uwazurike started all 13 games played in 2019, nabbing 32 tackles (19 solo), 1.5 sacks (8 yds.), one pass defended and two fumble recoveries... Named honorable mention All-Big 12 following the season... Led the team and ranked fifth in the Big 12 in fumble recoveries (2)... Posted season-high five tackles and returned a fumble for a touchdown vs. TCU (10/5)... Tied season high with five tackles in the Camping World Bowl vs. Notre Dame (12/28).

2018: Uwazurike started 8-of-9 games played, collecting 27 tackles (12 solo) and one sack (1 yd.).


2017: Uwazurike appeared in 13 games as a reserve defensive lineman during his redshirt freshman season... Recorded 16 tackles (7 solo) and one half sack (3 yds.).

HIGH SCHOOL: Uwazurike attended Southfield-Lathrup High School (Lathrup Village, Mich.), where he was named a *Detroit Free Press* first-team All-North honoree and an Oakland Athletic Association All-Association selection in 2015... Was a two-time team defensive MVP... Tallied 50 tackles, 12 TFL and six sacks as a senior.

PERSONAL: Uwazurike majored in communication studies at Iowa State... Eyiyoma Uwazurike (pronounced: EN-yo-MAH OO-waz-zur-EE-kay) was born on May 6, 1998, in Detroit.

UWAZURIKE'S COLLEGIATE RECORD — IOWA STATE

Year	School	G	S	UT	A	TT	S-Yds.	I-Yds.	PD	FF	FR	TD-Int.	TD-FR	S	Pts.
2017	Iowa State	13	0	7	9	16	0.5-3	0-0	0	0	0	0	0	0	0
2018	Iowa State	9	8	12	15	27	1-1	0-0	0	0	0	0	0	0	0
2019	Iowa State	13	13	19	13	32	1.5-8	0-0	1	0	2	0	1	0	6
2020	Iowa State	12	12	16	11	27	3-18	0-0	1	0	0	0	0	0	0
2021	Iowa State	13	13	16	26	42	9-74	0-0	1	0	0	0	0	0	0
CAREER TOTALS		60	46	70	74	144	15-104	0-0	3	0	2	0	1	0	6



DELARRIN TURNER-YELL 32

SAFETY



5-11 • 200 • OKLAHOMA
BORN: Dec. 16, 1999, in Hempstead, Texas
HIGH SCHOOL: Hempstead (Texas) High School
DRAFTED: Fifth Round (152nd overall)
COLLEGE GAMES PLAYED/STARTED: 40/31
COLLEGE MAJOR: Human Relations

TURNER-YELL AT A GLANCE:

- A safety who started 31-of-40 games played at the University of Oklahoma from 2018-21.
- Totaled 191 tackles (134 solo), 0.5 sacks (4 yds.), four interceptions (42 yds.), six pass breakups and one forced fumble during his four collegiate seasons.
- Earned second-team All-Big 12 honors in 2021 after starting all 10 games played and totaling 52 tackles (35 solo), three interceptions and one pass breakup.
- Started 8-of-10 games played in 2020, recording 52 tackles (32 solo), 0.5 sacks (4 yds.), one interception (42 yds.) and one pass breakup.
- Opened all 13 games played in 2019, posting 75 tackles (60 solo), three pass breakups and one forced fumble.
- Appeared in seven games as a true freshman in 2018, nabbing 12 tackles (7 solo) and one pass breakup.
- Prepped at Hempstead (Texas) High School, where he was named the District 12-3A Defensive MVP as a junior.
- Selected by the Broncos in the fifth round (152nd overall) of the 2022 NFL Draft.



2021: Turner-Yell started all 10 games played during his final collegiate campaign and earned second-team All-Big 12 honors as voted on by coaches... Was also named second-team Academic All-Big 12... Recorded 52 tackles (35 solo), three interceptions and one pass breakup... Totaled a career-high 11 tackles (9 solo) vs. Iowa State (11/20)... Tallied five tackles (4 solo) in Oklahoma's 47-32 victory over Oregon in the Valero Alamo Bowl (12/29).

2020: Turner-Yell started 8-of-10 games played, registering 52 tackles (32 solo), 0.5 sacks (4 yds.), one interception (42 yds.) and one pass breakup... Ranked second on the team in total tackles (52)... Recorded his first career interception (42 yds.) vs. Missouri State (9/12)... Tied a team high with six tackles (all solo) in Oklahoma's 27-21 win over No. 8 Iowa State in the Dr. Pepper Big 12 Championship game (12/29)... Notched six tackles (3 solo) in OU's 55-20 victory over Florida in the Goodyear Cotton Bowl (12/30).

2019: Turner-Yell started all 13 games played, collecting 75 tackles (60 solo), three pass breakups and one forced fumble... Ranked second on the team in tackles (75)... Totaled eight tackles (6 solo), three tackles for loss, one pass breakup and one fumble recovery in Oklahoma's 30-23 victory over No. 8 Baylor in the Dr. Pepper Big 12 Championship game (12/7).

2018: Turner-Yell appeared in seven games as a true freshman after missing the first six contests due to injury... Tallied 12 tackles (7 solo) and one pass breakup... Made collegiate debut at TCU (10/20).

HIGH SCHOOL: Turner-Yell attended Hempstead (Texas) High School, where he was rated as a three-star recruit by multiple publications/outlets... Named District 12-3A Defensive MVP as a junior.

PERSONAL: Turner-Yell majored in human relations at the University of Oklahoma... Delarrin (pronounced: duh-LARE-ee-in) Turner-Yell was born on Dec. 16, 1999, in Hempstead, Texas.

TURNER-YELL'S COLLEGIATE RECORD — OKLAHOMA

Year	School	G	S	UT	A	TT	S-Yds.	I-Yds.	PD	FF	FR	TD-Int.	TD-FR	S	Pts.
2018	Oklahoma	7	0	7	5	12	0-0	0-0	1	0	0	0	0	0	0
2019	Oklahoma	13	13	60	15	75	0-0	0-0	3	1	0	0	0	0	0
2020	Oklahoma	10	8	32	20	52	0.5-4	1-42	1	0	0	0	0	0	0
2021	Oklahoma	10	10	35	17	52	0-0	3-0	1	0	0	0	0	0	0
CAREER TOTALS		40	31	134	57	191	0.5-4	4-42	6	1	0	0	0	0	0



MONTRELL WASHINGTON 12

WIDE RECEIVER



5-10 • 170 • SAMFORD

BORN: March 14, 1999, in Canton, Ga.

HIGH SCHOOL: Cherokee High School, Canton, Ga.

DRAFTED: Fifth Round (162nd overall)

COLLEGE GAMES PLAYED/STARTED: 49/30

COLLEGE MAJOR: Human Development & Family Science

WASHINGTON AT A GLANCE:

- A wide receiver who appeared in 49 career games (30 starts) at Samford University, totaling 148 receptions for 1,883 yards (12.7 avg.) with 17 touchdowns to go along with 101 rushes for 520 yards (5.1 avg.) with eight scores.
- Collected 48 kick returns for 1,075 yards (22.4 avg.) with one touchdown and 47 punt returns for 771 yards (16.4 avg.) with four scores.
- Named a consensus FCS All-American and first-team All-SoCon in 2021 after leading the nation in all-purpose yards per game (176.2) and totaling 18 total touchdowns (9 receiving, 6 rushing, 2 punt return, 1 kick return).
- Started all seven games played in 2020, earned first and second-team All-SoCon honors as a return specialist and wide receiver, respectively, and totaled 27 catches for 406 yards (15.0 avg.) with four touchdowns and 18 punt returns for 200 yards (11.1 avg.) with one score.
- Honored with first-team All-American (return specialist) accolades in 2019, tallying 28 catches for 405 yards (14.5 avg.) with three touchdowns, 32 rushes for 191 yards (6.0 avg.) with two scores and a combined 483 kick and punt return yards with one touchdown.
- Played nine games in 2018, recording 216 all-purpose yards.
- Appeared in 12 games as a true freshman in 2017, earning SoCon All-Freshman team honors.
- Selected by the Broncos in the fifth round (162nd overall) of the 2022 NFL Draft.



2021: Washington played in 11 games, earning consensus FCS All-American honors while being named first-team All-SoCon... Led the nation in all-purpose yards per game (176.2) and ranked second in the nation in punt return average (17.4)... Collected 60 receptions for 813 yards (13.6 avg.) with nine touchdowns and added 19 rushes for 140 yards (7.4 avg.) with six scores... Tallied 32 kick returns for 742 yards (23.2 avg.) with one touchdown and had 14 punt returns for 243 yards (17.4 avg.) with two scores.

2020: Washington started all seven games played and earned first and second-team All-SoCon honors as a return specialist and wide receiver, respectively... Tallied 406 receiving yards on 27 catches (15.0 avg.) with four touchdowns... Posted 18 punt returns for 200 yards (11.1 avg.) with two scores.

2019: Washington opened 9-of-10 games played, collecting 28 receptions for 405 yards (14.5 avg.) with three touchdowns to go along with 32 rushes for 191 yards (6.0 avg.) with two scores... Nabbed 15 punt returns for 328 yards (21.9 avg.) with one score and had seven kick returns for 155 yards (22.1 avg.)... Named first-team All-American by STATS and second-team All-SoCon as a return specialist.

2018: Washington appeared in nine games, catching 14 passes for 62 yards (4.4 avg.) while rushing 17 times for 52 yards (3.1 avg.)... Added five kick returns for 102 yards (20.4 avg.).


2017: Washington played in 12 games during his true freshman season, tallying 19 receptions for 197 yards (10.4 avg.) with one score... Totaled 22 rushes for 93 yards (4.2 avg.), and had two kick returns for 29 yards (14.5 avg.).

HIGH SCHOOL: Washington prepped at Cherokee High School (Canton, Ga.), where he broke the school record for single-season all-purpose yards with 2,265 as a senior... Named first-team All-County, Region and State, and was named the team's MVP and the region's offensive player of the year.

PERSONAL: Washington majored in Human Development & Family Science at Samford University... Montrell Washington was born on March 14, 1999, in Canton, Ga.

WASHINGTON'S COLLEGIATE RECORD — SAMFORD

Year	School	G	S	RECEIVING				RUSHING				SCORING							
				No.	Yds.	Avg.	LG	TD	No.	Yds.	Avg.	LG	TD	TDr	TDru	TDrt	2pt	Pts.	
2017	Samford	12	0	19	197	10.4	28	1	22	93	4.2	17	0	1	1	0	0	0	6
2018	Samford	9	3	14	62	4.4	11	0	17	52	3.1	13	0	0	0	0	0	0	0
2019	Samford	10	9	28	405	14.5	82	3	32	191	6.0	45	2	6	3	2	1	0	36
2020	Samford	7	7	27	406	15.0	60	4	11	44	4.0	12	0	5	4	0	1	0	30
2021	Samford	11	11	60	813	13.6	52	9	19	140	7.4	34	6	18	9	6	3	0	108
CAREER TOTALS		49	30	148	1,883	12.7	82	17	101	520	5.1	45	0	30	17	8	5	0	180



LUKE WATTENBERG

60

CENTER



6-5 • 300 • WASHINGTON

BORN: Sept. 10, 1997, in Trabuco Canyon, Calif.

HIGH SCHOOL: JSerra Catholic High School, San Juan Capistrano, Calif.

DRAFTED: Fifth Round (171st overall)

COLLEGE GAMES PLAYED/STARTED: 54/48

COLLEGE MAJOR: Civil Engineering

WATTENBERG AT A GLANCE:

- A center who started 48-of-54 games played at the University of Washington from 2017-21.
- Named All-Pac-12 honorable mention in 2021 after starting all 12 games played at center.
- Earned All-Pac-12 honorable mention recognition after starting at center in all four games played in 2020.
- Opened all 13 games played at left guard in 2019, helping Washington post a Top-5 Pac-12 ranking in points per game (32.0).
- Started all 14 games played in 2018, opening each contest at left guard.
- Appeared in 11 games (5 starts) as a redshirt freshman in 2017, earning Academic All-Pac-12 second team honors.
- Prepped at JSerra Catholic High School (San Juan Capistrano, Calif.), where he was named the *Los Angeles Times* All-Area first team, *Orange County Register* All-County first team and Trinity League Co-Lineman of the Year in 2015.
- Selected by the Broncos in the fifth round (171st overall) of the 2022 NFL Draft.



2021: Wattenberg started all 12 games played at center... Earned All-Pac-12 honorable mention accolades... Named UW coaches' Lineman of the Game on two occasions (vs. Arkansas State, 9/18; at Arizona, 10/22)... Garnered the John P. Angel Lineman of the Year Award at the team's postseason banquet.

2020: Wattenberg was named All-Pac-12 honorable mention after starting at center in all four games played... Named Pac-12 Offensive Lineman of the Week following the Week 3 game vs. Arizona (11/21)... Garnered the Iron Husky Award at the team's postseason awards banquet.

2019: Wattenberg opened all 13 games played at left guard... Named the UW coaches' Lineman of the Week following the Week 4 game at BYU (9/21).

2018: Wattenberg started all 14 games played at left guard.


2017: Wattenberg opened 5-of-11 games played as a redshirt freshman... Named to the Academic All-Pac-12 second team.

HIGH SCHOOL: Wattenberg prepped at JSerra Catholic High School (San Juan Capistrano, Calif.), where he was named to the *Los Angeles Times* All-Area first team and the *Orange County Register* All-County first team in 2015... Selected as Trinity League Co-Lineman of the Year in 2015.

PERSONAL: Wattenberg majored in civil engineering at the University of Washington... Luke Wattenberg was born on Sept. 10, 1997, in Trabuco Canyon, Calif.

WATTENBERG'S COLLEGIATE RECORD — WASHINGTON

Year	School	G	S
2017	Washington	11	5
2018	Washington	14	14
2019	Washington	13	13
2020	Washington	4	4
2021	Washington	12	12
CAREER TOTALS		54	48



MATT HENNINGSEN

91

DEFENSIVE END

6-3 • 291 • WISCONSIN

BORN: July 9, 1999, in Menomonee Falls, Wisc.

HIGH SCHOOL: Menomonee Falls (Wisc.) High School

DRAFTED: Sixth Round (206th overall)

COLLEGE GAMES PLAYED/STARTED: 42/29

COLLEGE MAJOR: Electrical & Computer Engineering



HENNINGSEN AT A GLANCE:

- A defensive end who appeared in 42 career games (29 starts) in four seasons at the University of Wisconsin from 2018-21.
- Recorded 89 tackles (35 solo), eight sacks (70 yds.), four passes defended and three fumble recoveries (2 TDs) during his four seasons with the Badgers.
- Named to the CoSIDA Academic All-American first team on two occasions (2020-21) and was a National Football Foundation (NFF) National Scholar-Athlete in 2021.
- Started all 13 games played in 2021, recording 31 tackles (12 solo), three sacks (23 yds.) and one pass defended.
- Tallied two tackles (1 solo) in two games played (1 start) in 2020.
- Appeared in 14 games (5 starts) in 2019, registering 24 tackles (14 solo), four sacks (33 yds.), two passes defended and three forced fumbles (2 TDs).
- Opened 10-of-13 games played as a redshirt freshman in 2018, garnering 32 tackles (8 solo), one sack (14 yds.) and one pass defended.
- Became the first Wisconsin walk-on since at least 1990 to start a season opener as a freshman.
- Prepped at Menomonee Falls (Wisc.) High School, where he was named first-team all-state by the Wisconsin Football Coaches Association as both an offensive and defensive lineman.
- Selected by the Broncos in the seventh round (206th overall) of the 2022 NFL Draft.



2021: Henningsen started all 13 games played, recording 31 tackles (12 solo), three sacks (23 yds.) and one pass defended... Garnered consensus third-team All-Big Ten honors while being named Academic All-Big Ten and a Big Ten Distinguished Scholar... Selected to the CoSIDA Academic All-American first team for the second consecutive year and was a National Football Foundation (NFF) National Scholar-Athlete in 2021.

2020: Henningsen appeared in two games (1 start) and totaled two tackles (1 solo)... Selected to the CoSIDA Academic All-America first team, and was named Academic All-Big Ten and a Big Ten Distinguished Scholar.

2019: Henningsen played 14 games (5 starts), tallying 24 tackles (14 solo), four sacks (33 yds.), two passes defended and three forced fumbles (2 TDs)... Recovered a fumble and returned it 16 yards for a touchdown at South Florida (8/30)... Tallied a fumble recovery TD vs. Northwestern (9/28)... Posted one sack (8 yds.) vs. Ohio State in the Big Ten Football Championship Game (12/7)... Named All-Big Ten honorable mention by league coaches.

2018: Henningsen nabbed 32 tackles (8 solo), one sack (14 yds.) and one pass defense during his redshirt freshman season... Became the first Wisconsin walk-on since at least 1990 to start a season opener as a freshman... Notched a career-high six tackles (3 solo) at Michigan (10/13)... Logged four tackles (1 solo) vs. Miami in the Pinstripe Bowl (12/27).

HIGH SCHOOL: Henningsen prepped at Menomonee Falls (Wisc.) High School, where he was named first-team all-state by the Wisconsin Football Coaches Association as both an offensive and defensive lineman... Named Greater Metro Conference Offensive Lineman of the Year and Defensive Lineman of the Year as a senior... Lettered in basketball and track & field... Named a high honor roll student during all four years.

PERSONAL: Henningsen majored in electrical engineering at Wisconsin... Pursuing a master's degree in electrical & computer engineering, specializing in machine learning and signal processing... Matt Henningsen was born on July 9, 1999, in Menomonee Falls, Wisc.

HENNINGSEN'S COLLEGIATE RECORD — WISCONSIN

Year	School	G	S	UT	A	TT	S-Yds.	I-Yds.	PD	FF	FR	TD-Int.	TD-FR	S	Pts.
2018	Wisconsin	13	10	8	24	32	1-14	0-0	1	0	0	0	0	0	0
2019	Wisconsin	14	5	14	10	24	4-33	0-0	2	0	3	0	2	0	12
2020	Wisconsin	2	1	1	1	2	0-0	0-0	0	0	0	0	0	0	0
2021	Wisconsin	13	13	12	19	31	3-23	0-0	1	0	0	0	0	0	0
CAREER TOTALS		42	29	35	54	89	8-70	0-0	4	0	0	0	0	0	12



FAION HICKS

29

CORNERBACK



5-10 • 192 • WISCONSIN

BORN: Sept. 2, 1998, in Miami

HIGH SCHOOL: Flanagan High School, Pembroke Pines, Fla.

DRAFTED: Seventh Round (232nd overall)

COLLEGE GAMES PLAYED/STARTED: 44/39

COLLEGE MAJOR: Life Sciences Communication

HICKS AT A GLANCE:

- A cornerback who started 39-of-44 career games played during his collegiate career at the University of Wisconsin from 2018-21.
- Recorded 108 tackles (85 solo), one interception and 18 passes defended in four seasons with the Badgers.
- Started all 11 games played, was named consensus All-Big Ten honorable mention for the second consecutive year and tallied 28 tackles (21 solo) and 10 passes defended in 11 games played in 2021.
- Posted 13 tackles (10 solo) and four passes defended in seven games played (5 starts) and garnered consensus All-Big Ten honorable mention accolades in 2020.
- Opened 12-of-14 games played in 2019, recording 32 tackles (26 solo) and one pass defended.
- Played 12 games (11 starts) as a redshirt freshman in 2018, registering 35 tackles (28 solo), one interception and three passes defended.
- Prepped at Flanagan High School (Pembroke Pines, Fla.), where rushed for 1,356 yards with 13 touchdowns while collecting 75 tackles and seven interceptions on defense.
- Selected by the Broncos in the seventh round (232nd overall) of the 2021 NFL Draft.



2021: Hicks started all 11 games played for Wisconsin... Named consensus All-Big Ten honorable mention for the second consecutive year after totaling 28 tackles (21 solo) and 10 passes defended... Led the Badgers and ranked seventh in the Big Ten in passes defended (10)... Selected to the Wuerffel Trophy preseason watch list, which is an annual honor given to the college football player "who best combines exemplary community service with athletic and academic achievement."

2020: Hicks was named consensus All-Big Ten honorable mention following the season... Opened 5-of-7 games played, recording 13 tackles (10 solo) and four passes defended... Posted a season-high four tackles (3 solo) and two passes defended vs. Wake Forest in the Duke's Mayo Bowl (12/30).

2019: Hicks opened 12-of-14 games played... Registered 32 tackles (26 solo) and one pass defended... Tallied a career-high-tying six tackles (4 solo) vs. Ohio State in the Big Ten Football Championship Game (12/7)... Nabbed four solo tackles vs. Oregon in the Rose Bowl Game (1/1).

2018: Hicks played 12 games (11 starts) during his redshirt freshman season... Posted 35 tackles (28 solo), one interception and three passes defended... Nabbed first career interception vs. Western Kentucky (8/31)... Collected a career-high six tackles (all solo) at Penn State (11/10)... Tied career high with six tackles (all solo) at Purdue (11/17)... Added two tackles (1 solo) vs. Miami in the PinStripe Bowl (12/27).

HIGH SCHOOL: Hicks prepped at Flanagan High School (Pembroke Pines, Fla.), where he rushed for 1,356 yards with 13 touchdowns while collecting 75 tackles with seven interceptions on defense... Named second-team All-Broward County by the *South Florida Sun Sentinel* as a senior... Helped Flanagan clinch a state title in 2015 with a fourth-quarter touchdown run in the 2015 Class 8A championship game... Named honorable mention All-Broward County as a sophomore and junior.

PERSONAL: Hicks majored in life sciences communication at Wisconsin... Faion (pronounced: fay-ON) Hicks was born on Sept. 2, 1998, in Miami.

HICKS' COLLEGIATE RECORD — WISCONSIN

Year	School	G	S	UT	A	TT	S-Yds.	I-Yds.	PD	FF	FR	TD-Int.	TD-FR	S	Pts.
2018	Wisconsin	12	11	28	7	35	0-0	1-0	3	0	0	0	0	0	0
2019	Wisconsin	14	12	26	6	32	0-0	0-0	1	0	0	0	0	0	0
2020	Wisconsin	7	5	10	3	13	0-0	0-0	4	0	0	0	0	0	0
2021	Wisconsin	11	11	21	7	28	0-0	0-0	10	0	0	0	0	0	0
CAREER TOTALS		44	39	85	23	108	0-0	1-0	18	0	0	0	0	0	0

COLLEGE FREE AGENTS

45 CHRISTOPHER ALLEN
6-4 • 242 • ALABAMA

OUTSIDE LINEBACKER

Christopher Allen is a rookie outside linebacker from the University of Alabama who appeared in 34 career games (5 starts) over four seasons (2017, '19-21) for the Crimson Tide... Tallied 61 tackles (37 solo), 7.5 sacks (43 yds.), four forced fumbles and one fumble recovery during his four collegiate seasons... Played in one game in 2021 before suffering a season-ending foot injury... Selected as a second-team All-SEC honoree by league coaches in 2020 after tallying 41 tackles (25 solo), six sacks (33 yds.), two forced fumbles and one fumble recovery in 13 games (4 starts) played... Led the SEC with 13 tackles for loss (48 yds.) in 2020... Appeared in 13 games in 2019, registering 11 tackles (6 solo) and 0.5 sacks (3 yds.)... Missed the entire 2018 season and was granted a medical redshirt after suffering a season-ending knee injury... Saw action in seven games during his true freshman season, posting six tackles (4 solo) and one forced fumble... Prepped at Southern University Lab School (Baton Rouge, La.), where he helped lead the Kittens to consecutive state championships in 2015 and 2016... Named Defensive Player of the Year in Louisiana by *USA Today* and garnered the Louisiana Sports Writers Association (LSWA) Class 1A Defensive MVP as a senior... Tallied 82 tackles, 14 tackles for loss and six sacks as a senior... Christopher Allen was born on Aug. 12, 1998.

13 KADEN DAVIS
6-1 • 190 • NORTHWEST MISSOURI STATE

WIDE RECEIVER

Kaden Davis is a rookie wide receiver from Northwest Missouri State who started 17-of-27 games played during his two seasons (2019, '21) with the Bearcats... Recorded 55 receptions for 960 yards (17.5 avg.) with 11 touchdowns at NW Missouri State... Named honorable mention All-MIAA (Mid-American Intercollegiate Athletics Association) and was selected to the MIAA Academic Honor Roll for the second time following the 2021 season... Started all 13 games played in 2021, posting 44 catches (second most on the team) for 703 yards (16.0 avg.) with a team-leading 10 touchdowns... 2020 season canceled due to the COVID-19 pandemic... Appeared in 14 games (3 starts) in 2019, catching 11 passes for 257 yards (23.4 avg.) with one score... Attended Butler Community College (El Dorado, Kan.), where he earned junior college academic honors... Prepped at Ellsworth (Kan.) High School, where he was an all-state wide receiver and punter... Kaden Davis was born on Sept. 25, 1998.

70 SEBASTIAN GUTIERREZ
6-6 • 295 • MINOT STATE

TACKLE

Sebastian Gutierrez is a rookie offensive tackle from NCAA Division II Minot State University who appeared in 42 games (35 starts) during his four-year collegiate career (2017-19, '21)... Played tight end in 2017 before transitioning to the offensive line in 2018... Started 33 games as an offensive lineman in (2018-19, '21) and two contests as a tight end in 2017... Opened all 11 games played in 2021, earning second team All-Northern Sun Intercollegiate Conference honors... Selected to the American Football Coaches Association (AFCA) second team and was named to d2football.com's Elite 100 Team following his redshirt senior campaign... 2020 season was canceled due to the COVID-19 pandemic... Started all 11 games played in 2019, helping the offense rush for 159.1 yards per game with 12 touchdowns while passing for 3,301 yards with 25 scores... Played and started all 11 games as a sophomore in 2018... Appeared in nine games (2 starts) as a tight end in 2017... Caught five passes for 32 yards (6.4 avg.) as a redshirt freshman... Prepped at Pasco (Was.) High School, where he was a multi-sport athlete... Sebastian Gutierrez was born on July 6, 1998.

89 BRANDON JOHNSON
6-2 • 195 • CENTRAL FLORIDA

WIDE RECEIVER

Brandon Johnson is a rookie wide receiver from the University of Central Florida who started 12-of-13 games played in his lone season with the Knights... Tallied 38 receptions for 565 yards (14.9 avg.) with 11 scores as a redshirt senior in 2021... Collected the eighth-most touchdowns (11) in program history in a single season, while ranking first on the team, second in the American Athletic Conference and 16th in the nation in touchdown catches... Played five seasons at the University of Tennessee (2016-20) prior to transferring to UCF... Tallied 79 receptions for 969 yards with one touchdown over 46 career games (15 starts) with the Volunteers... Totaled 19 catches for 231 yards (12.2 avg.) in nine games played in 2020... Appeared in four games in 2019 before electing to redshirt for the remainder of the season... Played all 12 games (2 starts) in 2018, recording 14 catches for 132 yards (9.4 avg.)... Started 7-of-12 games played in 2017, collecting 37 receptions for 482 yards (13.0 avg.) with one score... Saw action in nine game as a freshman, adding seven catches for 93 yards (13.3 avg.)... Prepped at American Heritage High School (Plantation, Fla.), where he was a PrepStar All-Southeast Region selection during his tenure... Tallied 20 receptions for 237 yards with three scores as a senior in 2015... Brandon Johnson was born on July 26, 1998.

43 KANA'I MAUGA
6-2 • 245 • SOUTHERN CALIFORNIA

INSIDE LINEBACKER

Kana'i Mauga is a rookie linebacker from the University of Southern California who appeared in 43 career games (24 starts) during his four collegiate seasons with the Trojans from 2018-21... Tallied 116 tackles (51 solo), four sacks (22 yds.), two interceptions (45 yds.), four passes defended and one forced fumble during his career... Started all 12 games played in 2021, logging a team-high 91 tackles (55 solo), one sack (10 yds.), one interception, two passes defended and one forced fumble... Earned All-Pac-12 honorable mention honors and won USC's 2021 Trojan Way Leadership Award following the season... Started 4-of-6 games played in 2020, tallying 41 tackles (15 solo), one sack (2 yds.) and one interception (34 yds.)... Appeared in 13 games (8 starts) in 2019, collecting 61 tackles (32 solo), three sacks (20 yds.), one interception (11 yds.), two passes defended and one forced fumble... Posted 14 tackles (4 solo) and two passes defended in 12 games played as a true freshman in 2018... Prepped at Wai'anae (Hawaii) High School, where he recorded 52.5 tackles, three sacks, two forced fumbles, two fumble recoveries and three defensive TDs as a senior in 2017... Named to the 2017 PrepStar All-American team and was named *USA Today's* All-Hawaii Defensive Player of the Year following his senior season... Kana'i Mauga (pronounced: KUH-nye mau-GUH) was born on Jan. 8, 2000.

39 TYREIK McALLISTER
5-11 • 180 • CHARLESTON

RUNNING BACK

Tyreik McAllister is a rookie running back from Division II's University of Charleston who started 40-of-45 games played during his collegiate career... Selected as a three-time All-Mountain East honoree and was named Mountain East Offensive Player of the Year following his senior season in 2021... Collected 143 rushes for 1,090 yards (7.6 avg.) with 13 touchdowns and added 32 catches for 203 yards (6.3 avg.) during his final collegiate campaign in 2021... Appeared in five games in 2020, posting 36 carries for 214 yards (5.9 avg.) with two scores in addition to adding 15 catches for 129 yards (8.6 avg.)... Recorded 1,199 rushing yards with 11 touchdowns on 164 carries (7.3 avg.) and caught 24 passes for 246 yards (1.25 avg.) with one score in 2019... Posted 311 scrimmage yards (35 rush / 276 rec.) with one touchdown in 2018... Tallied seven rushes for 23 yards (3.3 avg.), 22 receptions for 193 yards (8.8 avg.) with two touchdowns and 13 kickoff returns for 242 yards (18.7 avg.) as a true freshman in 2017... Prepped at Latta (S.C.) High School... Tyriek (pronounced: ty-REEK) McAllister was born on April 7, 1998.

35 JA'QUAN McMILLIAN
5-10 • 183 • EAST CAROLINA

CORNERBACK

Ja'Quan McMillian is a rookie cornerback from East Carolina University who started 29-of-33 games played in his three seasons (2019-21) with the Pirates... Totaled 127 tackles (97 solo), 12 interceptions (125 yds., 1TD), 23 passes defended, two forced fumbles and two fumble recoveries during his collegiate career... Started all 12 games played in 2021, notching 56 tackles (38 solo), five interceptions (42 yds., 1 TD), 11 passes defended, one forced fumble and two fumble recoveries... Selected as a semifinalist for the Jim Thorpe Award, which is an honor bestowed upon the nation's top defensive back... Named second-team All-American Athletic Conference and was selected to five All-America teams following his final season... Opened 5-of-9 games played in 2020, posting 33 tackles (27 solo), four interceptions (31 yds.) and three passes defended... Tallied 38 tackles (32 solo), three interceptions (52 yds.), nine passes defended and one forced fumble while starting all 12 games played in 2019... Prepped at West Forsyth High School (Winston-Salem, N.C.), where he earned six letters as a three-sport athlete... Named to the *Winston-Salem Journal* All-Northwest Area team on three occasions and was four-time All-Central Piedmont performer... Named West Forsyth Male Athlete of the Year as a junior... Collected 22 interceptions and two INT-TDs in high school... Ja'Quan (pronounced: JUH-quan) McMillian was born on June 4, 2000.

67 MICHAEL NIESE
6-5 • 295 • TEMPLE

GUARD

Michael Niese is a rookie guard who started 41-of-43 games played in five seasons with the University of Dayton (2017-19) and Temple University (2020-21)... Made starts at left guard, right guard and right tackle during his collegiate career... Started all eight games played at tackle for Temple in 2021... Selected as a semifinalist for the William V. Campbell Trophy (Academic Heisman) and was named to the All-Area Academic Team (PhillySIDA)... Opened all six games played for the Owls in 2020, making starts at right tackle (5) and left guard (1)... Garnered American Athletic Conference All-Academic Team honors following the season... Played and started all 11 games for Dayton in 2019, opening each contest at right guard for the second consecutive season... Notched Honorable Mention All-Pioneer Football League accolades after starting at right guard for all 11 games played for the Flyers in 2018... Started 5-of-7 games played in 2017, making starts at left guard (4) and right guard (1)... Lettered three years at St. Louis (Mo.) University, playing offensive and defensive line... Selected to the Academic All-Missouri team on three occasions and was named All-MCC on defense in 2014 and All-MCC on offense in 2015... Helped lead his team to consecutive 8-3 seasons in his junior and senior campaigns... Michael Niese (pronounced: niece) was born on Jan. 13, 1998.

48 DYLAN PARHAM
6-5 • 245 • NORTH CAROLINA STATE**TIGHT END**

Dylan Parham is a rookie tight end from North Carolina State University who appeared in 43 career games (16 starts) during his five seasons (2017-21) with the Wolfpack... Started 11-of-12 games played in 2021, totaling five receptions for 22 yards (4.4 avg.) with two touchdowns... Played 11 games (3 starts) in 2020, notching four receptions for 52 yards (13.0 avg.)... Saw action in seven games (2 starts) in 2019... Tallied two receptions for 11 yards (5.5 avg.) in his only game in 2018... Converted from quarterback to tight end prior to the start of the 2017 season... Appeared in 12 games as a redshirt freshman, recording one reception for 25 yards (25.0 avg.)... Prepped at Southeast Raleigh (N.C.) High School, where he played quarterback... Completed 143-of-294 passes for 2,003 yards with 20 touchdowns as a senior... Added 404 rushing yards and four scores in his final high school campaign... Dylan Parham (pronounced: PAIR-ahm) was born on May 31, 1998.

17 JALEN VIRGIL
6-1 • 210 • APPALACHIAN STATE**WIDE RECEIVER**

Jalen Virgil is a rookie wide receiver from Appalachian State University who appeared in 61 career games (13 starts) over five seasons (2017-21) with the Mountaineers... Recorded 98 receptions for 1,436 yards (14.7 avg.) with 11 touchdowns, and added 16 rushes for 55 yards (3.4 avg.) with one score... Tallied 36 kick returns for 1,142 yards (31.7 avg.) with three touchdowns during his career... Appeared in 12 games (1 start) in 2021, collecting 15 catches for 226 yards (15.1 avg.) with one touchdown and 25 kick returns for 781 yards (31.2 avg.) with two scores... Totaled 1,006 all-purpose yards for the season... Ranked seventh nationally in kickoff return average (31.2) and No. 2 in App State history in single-season kickoff return yards (781)... Selected to the All-Sun Belt second team as a return specialist and kick returner following the season... Started 6-of-9 games played in 2020, posting 22 receptions for 225 yards (10.2 avg.) with three scores... Added seven kickoff returns for 215 yards (30.7) with one touchdown... Named to the All-Sun Belt third team as a return specialist... Recorded 383 yards on 24 catches (16.0 avg.) with four touchdowns in 14 games played (5 starts) in 2019... Registered 10 rushes for 42 yards (4.2 avg.) with one score and four kick returns for 146 yards (36.5 avg.)... Appeared in 13 games in 2018, nabbing 17 receptions for 238 yards (14.0 avg.)... Played 13 games (1 start) during his redshirt freshman season in 2017, tallying 20 catches for 364 yards (18.2 avg.) with three touchdowns... Prepped at Mountain View High School (Lawrenceville, Ga.), where he played football and ran track... Totaled 41 catches for 614 yards with five touchdowns as a senior... Jalen Virgil was born on July 13, 1998.

86 RODNEY WILLIAMS
6-4 • 235 • TENNESSEE MARTIN**TIGHT END**

Rodney Williams is a rookie tight end from the University of Tennessee-Martin who appeared in 53 career games (26 starts) over his collegiate career... Tallied 99 receptions for 1,217 yards (12.3 avg.) with seven touchdowns... Finished his career ranked ninth in program history career receptions (99)... Started all 13 games played for UT-Martin in 2021, recording 29 catches for 417 yards (14.4 avg.) with three touchdowns... Named to the All-Ohio Valley Conference second team for the second consecutive season... Collected 30 receptions for 327 yards (10.9 avg.) with four touchdowns while starting 6-of-7 games played in 2020... Named to the All-OVC second team following the campaign... Appeared in four games in 2019 before electing to redshirt... Played 11 games (7 starts) at wide receiver in 2018, totaling 23 catches for 252 yards (11.0 avg.)... Posted four receptions for 32 yards (8.0 avg.) in 10 games played in 2017... Saw action in eight games in 2016, registering four catches for 78 yards (19.5 avg.)... Prepped at Germantown (Tenn.) High School, where he was named an all-metro performer along with being selected to the 15-AAA All-District second team in 2015... Rodney Williams was born on April 10, 2000.

BRONCOS COLLEGE FREE AGENT HISTORY

At least one rookie college free agent has made the Broncos' active roster out of training camp in 17 of the last 18 years.

Outside linebacker Andre Mintze made Denver's Week 1 roster in 2021 to become the 25th rookie college free agent to make the team out of training camp since 1997.

Included in Denver's key CFA signings are three Pro Bowl players: Cornerback Chris Harris Jr. (2011) from the University of Kansas, running back C.J. Anderson (2013) from the University of California and running back Phillip Lindsay (2018) from the University of Colorado.



BRONCOS BREAKDOWN BY POSITION

Players listed alphabetically

(as of July 27, 2022)

OFFENSE

QUARTERBACK

Josh Johnson
Brett Rypien
Russell Wilson

RUNNING BACK

Mike Boone
Damarea Crockett
Melvin Gordon III
Tyreik McAllister
Javonte Williams

TIGHT END

Andrew Beck
Greg Dulcich
Albert Okwuegbunam
Dylan Parham
Eric Saubert
Eric Tomlinson
Rodney Williams

WIDE RECEIVER

Tyrie Cleveland
Kaden Davis
Travis Fulgham
KJ Hamler
Kendall Hinton
Jerry Jeudy
Brandon Johnson
Tim Patrick
Trey Quinn
Courtland Sutton
Jalen Virgil
Montrell Washington
Seth Williams

OFFENSIVE LINE

Calvin Anderson
Quinn Bailey
Garett Bolles
Ben Braden
Tom Compton
Lloyd Cushenberry III
Cam Fleming
Graham Glasgow
Sebastian Gutierrez
Zack Johnson
Quinn Meinerz
Netane Muti
Michael Niese
Dalton Risner
Casey Tucker
Billy Turner
Luke Wattenberg

DEFENSE

DEFENSIVE LINE

McTelvin Agim
Jonathan Harris
Matt Henningsen
D.J. Jones
Dre'Mont Jones
Mike Purcell
Marquiss Spencer
Ejioma Uwazurike
DeShawn Williams

LINEBACKER

Christopher Allen
Nik Bonitto
Baron Browning
Bradley Chubb
Jonathon Cooper
Randy Gregory
Jonas Griffith
Josey Jewell
Nathan Kongbo
Kana'i Mauga
Aaron Patrick
Malik Reed
Alex Singleton
Justin Strnad
Barrington Wade

CORNERBACK

Bless Austin
Essang Bassey
Ronald Darby
Faion Hicks
Donnie Lewis Jr.
Damarri Mathis
Ja'Quan McMillian
Michael Ojemudia
Pat Surtain II
K'Waun Williams

SAFETY

Kareem Jackson
Jamar Johnson
P.J. Locke
J.R. Reed
Justin Simmons
Caden Sterns
Delarrin Turner-Yell

SPECIAL TEAMS

PLACE KICKER

Brandon McManus

PUNTER

Sam Martin
Corliss Waitman

SNAPPER

Jacob Bobenmoyer

Rookies and first-year players are displayed in italics
Position assignments are tentative as of June 23, 2022.

PRONUNCIATION GUIDE

McTelvin Agim (uh-GEEM)	Kana'i Mauga (KUH-nye-EE mau-GUH)	Eric Saubert (saw-BERT)
Essang Bassey (EE-sang BASS-ee)	Tyreik McAllister (ty-REEK)	Justin Strnad (SITR-nad)
Jacob Bobenmoyer (BO-ben-moyer)	Ja'Quan McMillian (JUH-quan)	Pat Surtain II (sur-TAN)
Garett Bolles (BOWLS)	Quinn Meinerz (minors)	Delarrin Turner-Yell (DUH-lare-EE-in)
Damarea Crockett (DUH-mar-ee-AYE)	Netane Muti (ne-TAHN-ee MOO-tee)	Ejioma Uwazurike (EN-yo-MAH 00-waz-zur-EE-kay)
Greg Dulcich (dul-SICH)	Michael Neise (niece)	DeShawn Williams (dee-SHAWN)
Graham Glasgow (GLASS-gow)	Michael Ojemudia (oh-jeh-MOO-dee-uh)	Javonte Williams (JUH-von-TAY)
Faion Hicks (fay-ON)	Albert Okwuegbunam (OWE-kwoo-AY-boo-nom)	K'Waun Williams (kay-WAHN)
Jerry Jeudy (Judy)	Dylan Parham (PAIR-ahm)	
Josey Jewell (JOE-zee)	Dalton Risner (RISE-ner)	
Damarri Mathis (DUH-mar-EE)	Brett Rypien (RIP-in)	

HOW THE BRONCOS ARE BUILT

YEAR	DRAFT/COLLEGE FREE AGENT	FREE AGENT	TRADE/WAIVERS
2014 12-4 (1st AFC West)			K Brandon McManus (T-NYG)
2015 12-4 (1st AFC West)			
2016 9-7 (3rd AFC West)	S Justin Simmons (Rd. 3)		
2017 5-11 (4th AFC West)	T Garrett Bolles (Rd. 1)	WR Tim Patrick	
2018 6-10 (3rd AFC West)	OLB Bradley Chubb (Rd. 1) ILB Josey Jewell (Rd. 4a) WR Courtland Sutton (Rd. 2)		
2019 7-9 (2nd AFC West)	T Quinn Bailey (CFA) DE Dre'Mont Jones (Rd. 3) OLB Malik Reed (CFA) G Dalton Risner (Rd. 2a) QB Brett Rypien (CFA)	T Calvin Anderson S Kareem Jackson (UFA-Hou.) S P.J. Locke DL Mike Purcell	FB/TE Andrew Beck (W-N.E.) DL Jonathan Harris (W-Chi.)
2020 5-11 (4th AFC West)	DL McTelvin Agim (Rd. 3c) CB Essang Bassey (CFA) WR Tyrie Cleveland (Rd. 7a) C Lloyd Cushenberry III (Rd. 3b) WR KJ Hamler (Rd. 2) WR Kendall Hinton (CFA) WR Jerry Jeudy (Rd. 1) G Netane Muti (Rd. 6) CB Michael Ojemudia (Rd. 3a) TE Albert Okwuegbunam (Rd. 4) LB Justin Strnad (Rd. 5)	LS Jacob Bobenmoyer G Graham Glasgow (UFA-Det.) RB Melvin Gordon III (UFA-LAC) P Sam Martin (UFA-Det.) DL DeShawn Williams	
2021 7-10 (4th AFC West)	OLB Baron Browning (Rd. 3b) OLB Jonathon Cooper (Rd. 7b) S Jamar Johnson (Rd. 5b) G/C Quinn Meinerz (Rd. 3a) DE Marquiss Spencer (Rd. 7c) S Caden Sterns (Rd. 5a) CB Pat Surtain II (Rd. 1) RB Javonte Williams (Rd. 2) WR Seth Williams (Rd. 6)	RB Mike Boone (UFA-Min.) RB Damarea Crockett CB Ronald Darby (UFA-Was.) WR Travis Fulgham G Zack Johnson OLB Aaron Patrick TE Eric Saubert (UFA-Jac.) ILB Barrington Wade (W-Bal.) T Cam Fleming	ILB Jonas Griffith (T-S.F.)
2022	OLB Christopher Allen (CFA) OLB Nik Bonitto (Rd. 2) WR Kaden Davis (CFA) TE Greg Dulcich (Rd. 3) T Sebastian Gutierrez (CFA) DE Matt Henningsen (Rd. 6) CB Faion Hicks (Rd. 7) WR Brandon Johnson (CFA) CB Damarri Mathis (Rd. 4a) ILB Kana'i Mauga (CFA) RB Tyreek McAllister (CFA) CB Ja'Quan McMillian (CFA) G Michael Niese (CFA) TE Dylan Parham (CFA) S Delarrin Turner-Yell (Rd. 5a) DL Eyioma Uwazurike (Rd. 4b) WR Jalen Virgil (CFA) WR Montrell Washington (Rd. 5b) C Luke Wattenberg (Rd. 5c) TE Rodney Williams (CFA)	CB Bless Austin (UFA-Sea.) G Ben Braden OL Tom Compton (UFA-S.F.) OLB Randy Gregory (UFA-Dal.) QB Josh Johnson (UFA-Bal.) DT D.J. Jones (UFA-S.F.) OLB Jonathan Kongbo CB Donnie Lewis Jr. WR Trey Quinn S J.R. Reed (UFA-NYG) ILB Alex Singleton (UFA-Phi.) TE Eric Tomlinson (UFA-Bal.) T Casey Tucker OL Billy Turner (UFA-G.B.) CB K'Waun Williams (UFA-S.F.)	P Corliss Waitman (W-Pit.) QB Russell Wilson (T-Sea.)

DENVER BRONCOS 2022 ROSTER (AS OF JULY 27, 2022)

No.	Player	Pos.	Ht.	Wt.	Age	NFL Exp.	College	High School	How Acq.	2021 PS-DNP-INA	Numerical Roster
95	Agin, McTelvin	DL	6-3	300	24	3	Arkansas	Texarkana, Texas	D3c-20	7-0-0-0	WR
46	Allen, Christopher	OLB	6-4	242	23	R	Alabama	Baton Rouge, La.	FA-22	0-0-0-0	CB
75	Anderson, Calvin	T	6-5	300	26	4	Texas	Philadelphia, Pa.	FA-19	11-3-0-0	QB
38	Austin, Bless	CB	6-1	198	25	4	Rutgers	Queens, N.Y.	FA-22	11-1-3-3	OLB
75	Bailey, Quinn	CB	6-6	323	26	4	Arizona State	Gilbert, Ariz.	FA-19	4-0-1-0	P
34	Bassey, Essang	CB	5-10	190	23	3	Wake Forest	Columbus, Ga.	FA-20	1-0-0-3	K
83	Beck, Andrew	FB/TE	6-3	255	26	3	Texas	Tampa, Fla.	FA-19	1-0-0-0	WR
46	Bobenmoyer, Jacob	LS	6-2	235	25	3	Northern Colorado	Cheyenne, Wyo.	FA-20	17-0-0-0	WR
72	Boles, Garrett	T	6-5	300	30	6	Utah	Wainut Creek, Calif.	DI-17	17-0-0-0	WR
42	Bonito, Nik	OLB	6-3	240	22	R	Oklahoma	Fort Lauderdale, Fla.	D2-22	0-0-0-0	WR
26	Boone, Mike	RB	5-10	206	26	5	Cincinnati	Macclenny, Fla.	UFA-21	8-0-0-2	WR
64	Braden, Ben	G	6-6	329	28	5	Michigan	Rockford, Mich.	FA-22	9-0-8-0	CB
56	Browning, Baron	OLB	6-3	240	23	2	Ohio State	Fort Worth, Texas	D3b-21	14-9-0-2	WR
55	Chubb, Bradley	OLB	6-4	275	25	5	North Carolina State	Marietta, Ga.	DI-18	7-7-0-1	WR
16	Cleveland, Tyrie	WR	6-2	205	24	3	Florida	Houston, Texas	D7a-20	7-0-0-1	WR
69	Compton, Tom	OL	6-6	315	33	11	South Dakota	Rosemount, Minn.	UFA-22	17-7-0-0	WR
53	Cooper, Jonathon	OLB	6-4	257	24	2	Ohio State	Gahanna, Ohio	D7b-21	16-5-0-0	WR
28	Crockett, Damarea	RB	5-11	225	24	2	Missouri	Little Rock, Ark.	FA-22	12-0-0-0	P
79	Cushenberry III, Lloyd	C	6-4	315	24	3	Louisiana State	Geismar, La.	D3b-20	16-16-0-0	WR
23	Darby, Ronald	CB	5-11	193	28	8	Florida State	Oxon Hill, Md.	UFA-21	11-11-0-2	S
13	Davis, Kaden	WR	6-1	190	23	R	Northwest Missouri State	Ellsworth, Kan.	CFA-22	0-0-0-0	CB
80	Dulcich, Greg	TE	6-4	245	22	9	UCLA	Glendale, Calif.	D3-22	0-0-0-0	CB
73	Fleming, Cam	T	6-5	320	29	9	Stanford	Fort Hood, Texas	UFA-22	5-4-6-6	CB
15	Fulgham, Travis	WR	6-2	215	26	4	Old Dominion	Alexandria, Va.	FA-22	1-0-0-0	RB
61	Glasgow, Graham	G	6-6	310	29	7	Michigan	Aurora, Ill.	UFA-20	7-7-0-2	RB
25	Gordon III, Melvin	RB	6-1	215	29	8	Wisconsin	Kenosha, Wisc.	UFA-22	16-16-0-1	CB
5	Gregory, Randy	OLB	6-5	242	25	2	Nebraska	Jacksonville, Fla.	UFA-22	12-11-0-0	CB
50	Griffith, Jonas	ILB	6-4	250	25	2	Indiana State	Louisville, Ky.	12-11-0-0	13-4-0-0	CB
70	Gutierrez, Sebastian	T	6-6	295	23	R	Minot State	Pasco, Wash.	CFA-22	0-0-0-0	S
1	Hamler, KJ	WR	5-9	178	22	3	Penn State	Pontiac, Mich.	D2-22	3-2-0-0	S
91	Harris, Jonathan	DE	6-5	295	25	3	Lindenwood	Aurora, Ill.	FA-19	3-0-0-0	S
92	Hemingsen, Matt	DL	6-3	291	22	3	Wisconsin	Menomonee Falls, Wisc.	D6-22	0-0-0-0	RB
29	Hicks, Faion	CB	5-10	192	25	3	Wisconsin	Miami, Fla.	D7-22	0-0-0-0	CB
9	Hinton, Kendall	WR	6-0	195	23	R	Wake Forest	Durham, N.C.	CFA-20	16-10-0-0	CB
22	Jackson, Kareem	S	5-10	183	34	13	Alabama	Macon, Ga.	UFA-22	15-15-0-1	CB
47	Jeddy, Jerry	WR	6-1	193	23	3	Alabama	Deerfield Beach, Fla.	DI-20	10-5-0-0	CB
10	Jewell, Jesse	ILB	6-2	236	27	5	Iowa	Decorah, Iowa	D4a-18	2-2-0-0	CB
89	Johnson, Brandon	WR	6-1	195	23	R	Central Florida	Fort Lauderdale, Fla.	CFA-22	0-0-0-0	RB
41	Johnson, Jamar	S	6-2	197	22	2	Indiana	Sarasota, Fla.	D5b-21	3-0-0-14	ILB
11	Johnson, Josh	QB	6-2	201	36	13	San Diego	Oakland, Calif.	UFA-22	4-1-2-0	S
68	Johnson, Zack	G	6-6	301	25	1	North Dakota State	Blaine, Minn.	FA-22	0-0-0-0	OLB
1	KJ Hamler										KJ Hamler
2	Pat Surman II										Pat Surman II
3	Russell Wilson										Russell Wilson
4	Brett Ryben										Brett Ryben
5	Randy Gregory										Randy Gregory
6	Sam Martin										Sam Martin
8	Brandon McManus										Brandon McManus
9	Kendall Hinton										Kendall Hinton
10	Jerry Jeddy										Jerry Jeddy
11	Josh Johnson										Josh Johnson
12	Montrell Washington										Montrell Washington
13	Kaden Davis										Kaden Davis
14	Michael Ojemudia										Michael Ojemudia
15	Courtland Sutton										Courtland Sutton
16	Tyrie Cleveland										Tyrie Cleveland
17	Jalen Virgil										Jalen Virgil
19	Conriss Waitman										Conriss Waitman
20	J.R. Reed										J.R. Reed
21	K'Waun Williams										K'Waun Williams
22	Kareem Jackson										Kareem Jackson
23	Ronald Darby										Ronald Darby
25	Melvin Gordon III										Melvin Gordon III
26	Mike Boone										Mike Boone
27	Damarri Mathis										Damarri Mathis
28	Damarea Crockett										Damarea Crockett
29	Faion Hicks										Faion Hicks
30	Caden Stems										Caden Stems
31	Justin Simmons										Justin Simmons
32	Delarrin Turner-Yell										Delarrin Turner-Yell
33	Javone Williams										Javone Williams
34	Essang Bassey										Essang Bassey
35	Ja'Juan McMillian										Ja'Juan McMillian
37	P.J. Locke										P.J. Locke
38	Bless Austin										Bless Austin
39	Donnie Lewis Jr.										Donnie Lewis Jr.
39	Tyreik McAllister										Tyreik McAllister
40	Justin Strnad										Justin Strnad
41	Jamar Johnson										Jamar Johnson
42	Nik Bonitto										Nik Bonitto
43	Kana I Mauga										Kana I Mauga

97	Jones, D.J.	DT	6-0	305	27	6	Mississippi	Greenville, S.C.	UFA-'22	17-17-0-0	45	Christopher Allen	OLB
93	Jones, Dre'Mont	DE	6-3	281	25	4	Ohio State	Cleveland, Ohio	D3-'19	16-7-0-1	46	Jacob Bobenmoyer	LS
90	Kongbo, Jonathan	OLB	6-5	255	26	1	Tennessee	Surrey, British Columbia	FA-'22	0-0-0-0	47	Josey Jewell	TE
39	Lewis Jr., Donnie	CB	6-0	190	20	1	Tulane	Baton Rouge, La.	FA-'22	0-0-0-0	48	Dylan Parham	TE
37	Locke, P.J.	S	5-10	202	25	3	Texas	Beaumont, Texas	FA-'19	16-0-0-0	49	Kadafi Wright	ILB
6	Martin, Sam	P	6-1	211	32	10	Appalachian State	Fayetteville, Ga.	UFA-'20	17-0-0-0	48	Alex Singleton	ILB
27	Mattins, Damarri	CB	5-11	195	23	R	Pittsburgh	Lakeland, Fla.	D4a-'22	0-0-0-0	50	Jonas Griffin	ILB
43	Mauga, Kang I	ILB	5-11	245	22	R	Southern California	Waianae, Hawaii	CFA-'22	0-0-0-0	51	Marquiss Spencer	DE
39	McAllister, Tyreek	RB	5-11	180	24	R	Charleston	Latta, S.C.	CFA-'22	0-0-0-0	52	Nelane Mutt	G
35	McManus, Brandon	K	6-3	201	30	R	Temple	Lansdale, Pa.	FA-'14	17-0-0-0	53	Jarron Cooper	OLB
8	McMillian, Ja'Quan	CB	5-10	183	22	R	East Carolina	Winston-Salem, N.C.	CFA-'22	0-0-0-0	54	Barrington Wade	OLB
77	Memerz, Quinn	G/C	6-3	320	23	2	Wisconsin-Whitewater	Hartford, Wis.	D3a-'21	15-9-2-0	55	Bradley Chubb	OLB
52	Muti, Nelane	G	6-3	315	23	3	Fresno State	Wahiawa, O'ahu, Hawaii	D6-'20	15-3-0-0	56	Bradley Chubb	OLB
67	Niese, Michael	CB	6-5	295	20	R	Temple	Chesterfield, Mo.	CFA-'22	0-0-0-0	57	Billy Turner	OL
13	Oiemudia, Michael	CB	6-1	200	24	R	Iowa	Farmington Hills, Mich.	D3a-'20	2-1-0-3	59	Malik Reed	OLB
85	Okwuegbunam, Albert	TE	6-5	258	24	3	Missouri	Springfield, Ill.	D4-'20	14-6-0-0	60	Luke Wattenberg	C
48	Parham, Dylan	TE	6-5	245	24	R	North Carolina State	Raleigh, N.C.	CFA-'22	0-0-0-0	61	Graham Glasgow	G
94	Patrick, Aaron	OLB	6-4	245	25	R	Eastern Kentucky	Dayton, Ohio	FA-'21	12-1-0-3	64	Ben Braden	G
81	Patrick, Tim	WR	6-4	212	28	5	Utah	San Diego, Calif.	FA-'17	16-16-0-0	67	Dalton Risner	G
98	Purcell, Mike	DL	6-3	328	31	7	Wyoming	Highlands Ranch, Colo.	FA-'19	13-10-0-3	67	Michael Niese	G
84	Quinn, Trey	WR	6-0	200	26	4	Southern Methodist	Lake Charles, La.	FA-'22	0-0-0-0	68	Zack Johnson	G
20	Reed, J.R.	S	6-1	194	24	3	Georgia	Frisco, Texas	UFA-'22	9-0-0-3	69	Tom Compton	OL
59	Reed, Malik	OLB	6-2	235	25	4	Nevada	Dothan, Ala.	CFA-'19	14-13-0-1	70	Sebastian Gutierrez	T
66	Risner, Dalton	G	6-5	312	25	4	Kansas State	Wiggins, Colo.	D2a-'19	15-15-0-1	72	Garret Bolles	T
4	Rypert, Brett	OB	6-2	202	25	4	Boise State	Spokane, Wash.	CFA-'19	1-0-4-9	74	Cassey Tucker	T
82	Saubert, Eric	TE	6-5	253	28	6	Drake	Chicago, Ill.	FA-'22	17-4-0-0	75	Quinn Bailey	T
31	Simmons, Justin	S	6-2	202	28	7	Boston College	Manassas, Va.	D3-'16	17-17-0-0	76	Calvin Anderson	T
49	Singleton, Alex	ILB	6-2	240	28	4	Montana State	Thousand Oaks, Calif.	FA-'22	16-8-0-0	77	Quinn Memerz	G/C
51	Spencer, Marquiss	DE	6-4	300	24	2	Mississippi State	Greenwood, Miss.	D7c-'21	1-0-0-0	79	Lloyd Duenich	ILB
30	Sterns, Justin	S	6-1	207	25	2	Texas	Cibola, Texas	D5a-'21	16-5-0-1	80	Greg Ducek	TE
40	Srnard, Caden	CB	6-3	235	22	2	Wake Forest	Palm Harbor, Fla.	D5-'20	16-5-0-0	80	Tim Patrick	WR
14	Surtain II, Pat	CB	6-2	202	22	2	Alabama	Plantation, Fla.	D1-'21	16-15-0-0	82	Eric Saubert	TE
2	Sutton, Courtland	WR	6-4	216	25	5	Southern Methodist	Brenham, Texas	D2-'18	17-16-0-0	82	Andrew Beck	FB/TE
87	Tomlinson, Eric	TE	6-6	263	30	2	UTEP	Oklahoma City, Okla.	UFA-'22	17-7-0-0	83	Trey Quinn	WR
74	Tucker, Casey	T	6-6	315	25	2	Arizona State	Gilbert, Ariz.	FA-'22	1-0-0-0	84	Trey Quinn	WR
57	Turner, Billy	OL	6-5	310	25	9	North Dakota State	Aberdeen, Minn.	UFA-'22	13-13-13	85	Albert Okwuegbunam	TE
32	Turner-Yell, Delarrin	S	5-11	200	22	R	Oklahoma	Hempstead, Texas	D5a-'22	0-0-0-0	86	Rodney Williams	TE
96	Uwazurike, Eyioma	DL	6-6	320	24	R	Iowa State	Detroit, Mich.	D4b-'22	0-0-0-0	87	Eric Tomlinson	TE
17	Virgil, Jalen	WR	6-1	210	23	R	Appalachian State	Lawrenceville, Ga.	CFA-'22	0-0-0-0	89	Brandon Johnson	WR
54	Wade, Barrington	ILB	6-1	232	24	2	Iowa	Skokie, Ill.	FA-'22	4-0-0-0	90	Jonathan Kongbo	DE
12	Waltman, Corliss	P	6-2	210	26	3	South Alabama	Ghent, Belgium	Wb-'22	2-0-0-1	91	Matt Hennings	DE
17	Washington, Montrell	WR	5-10	170	23	R	Samford	Canton, Ga.	D5b-'22	0-0-0-0	92	Jonathan Harris	DE
60	Wattenberg, Luke	C	6-5	300	24	R	Washington	Trabuco Canyon, Calif.	D6c-'22	0-0-0-0	93	Dre'Mont Jones	DE
99	Williams, DeShawn	DL	6-1	291	22	5	Clemson	Central, S.C.	FA-'20	15-8-0-0	94	Aaron Patrick	OLB
33	Williams, Javonte	RB	5-10	220	20	2	North Carolina	Wallace, N.C.	D2-'21	17-1-0-0	95	McIrelvin Agim	DL
21	Williams, K'Waun	CB	5-9	185	30	R	Pittsburgh	Paterson, N.J.	CFA-'22	14-8-0-3	96	Eyioma Uwazurike	DL
86	Williams, Rodney	TE	6-4	235	22	8	Tennessee	Memphis, Tenn.	CFA-'22	0-0-0-0	97	D.J. Jones	DT
21	Williams, Seth	WR	6-3	211	22	2	Auburn	Cottdonale, Ala.	D6-'21	2-1-0-0	98	Mike Purcell	DL
3	Wilson, Russell	OB	5-11	215	33	11	Wisconsin	Cincinnati, Ohio	T-'22	14-14-0-0	99	DeShawn Williams	DL

KEY: CFA-college free agent; D-drafted; FA-acquired as free agent; RFA-acquired as restricted free agent; UFA-acquired as unrestricted free agent; T-trade; W-waivers.

BRONCOS TRANSACTIONS (7/20/21-7/27/22)

BY DATE

7/20/21	Waived WR Damion Willis		Signed TE Shaun Beyer to practice squad
7/23/21	Signed LB Baron Browning		Signed WR Tyrie Cleveland to practice squad
7/24/21	Signed OL Quinn Meinerz		Signed RB Damarea Crockett to practice squad
	Signed RB Javonte Williams		Signed CB Nate Hairston to practice squad
7/26/21	Placed S Jamar Johnson on reserve/COVID		Signed T Drew Himmelman to practice squad
	Placed CB Kary Vincent Jr. on reserve/COVID		Signed WR Kendall Hinton to practice squad
7/27/21	Waived C Pat Morris		Signed CB Mac McCain III to practice squad
	Signed C Brett Jones		Signed ILB Curtis Robinson to practice squad
	Signed S Tedric Thompson		Signed QB Brett Rypien to practice squad
7/31/21	Activated CB Kary Vincent Jr. from reserve/COVID		Signed G/C Austin Schlottmann to practice squad
8/1/21	Signed CB Rojesterman Farris II		Signed DE Marquiss Spencer to practice squad
8/4/21	Signed CB Saivion Smith		Signed ILB Barrington Wade to practice squad
8/6/21	Activated S Jamar Johnson from reserve/COVID	9/2/21	Signed WR Seth Williams to practice squad
	Waived WR Amara Darboh	9/6/21	Signed DL Jonathan Harris to practice squad
8/7/21	Claimed ILB Barrington Wade (W-Bal.)	9/8/21	Signed WR De'Mornay Pierson-El to practice squad
	Waived WR Warren Jackson	9/8/21	Signed CB Saivion Smith to practice squad
8/8/21	Signed DT Lorenzo Neal Jr.	9/11/21	Elevated RB Damarea Crockett to active roster
	Released S Tedric Thompson		Elevated CB Nate Hairston to active roster
8/17/21	Signed RB Adrian Killins	9/14/21	Signed CB Nate Hairston to active roster
	Waived CB Rojesterman Farris II		Signed WR Kendall Hinton to active roster
	Waived ILB Peter Kalambayi		Signed CB Rojesterman Farris to practice squad
	Waived DT Lorenzo Neal Jr.		Signed WR Rico Gafford to practice squad
	Waived/injured RB LeVante Bellamy		Placed CB Ronald Darby on injured reserve
	Waived/injured WR DeVontres Dukes	9/18/21	Placed WR Jerry Jeudy on injured reserve
	Waived/injured DT Deyon Sizer		Elevated RB Damarea Crockett to active roster
8/23/21	Signed Stevie Scott III	9/21/21	Elevated G/C Austin Schlottmann to active roster
	Placed C Brett Jones on reserve/injured		Signed ILB Micah Kiser to active roster
	Waived/injured RB Adrian Killins	9/22/21	Placed ILB Josey Jewell on injured reserve
	Released OLB Pita Taumoepeu		Promoted RB Damarea Crockett to active roster
	Waived G Nolan Laufenberg		Signed OLB Pita Taumoepeu to practice squad
8/24/21	Waived ILB Josh Watson	9/23/21	Placed OLB Bradley Chubb on injured reserve
	Waived WR Branden Mack		Signed OLB Aaron Patrick to active roster
8/31/21	Acquired ILB Jonas Griffith from San Francisco	9/25/21	Waived RB Nate McCrary
	in exchange for a 2022 sixth-round selection and a	9/28/21	Released OLB Pita Taumoepeu from practice squad
	2023 seventh-round selection		Promoted QB Brett Rypien to active roster
	Traded WR Trinity Benson and a 2023 sixth-round		Signed WR David Moore to active roster
	pick to Detroit in exchange for fifth and seventh-		Placed ILB Jonas Griffith on injured reserve
	round selections in the 2022 NFL Draft	9/29/21	Placed WR KJ Hamler on injured reserve
	Placed CB Essang Bassey on reserve/PUP		Signed G/C Harry Crider to practice squad
	Placed CB Duke Dawson Jr. on reserve/PUP	10/2/21	Signed G/C Javon Patterson to practice squad
	Released T Cam Fleming		Elevated ILB Curtis Robinson to active roster
	Released CB Nate Hairston	10/5/21	Elevated G/C Austin Schlottmann to active roster
	Released DL Shamar Stephen		Released CB Rojesterman Farris from practice squad
	Waived T Quinn Bailey		Released G/C Harry Crider from practice squad
	Waived TE Shaun Beyer		Signed WR Josh Malone to practice squad
	Waived WR Tyrie Cleveland	10/9/21	Signed ILB Avery Williamson to practice squad
	Waived RB Damarea Crockett		Activated CB Ronald Darby from injured reserve
	Waived TE Austin Fort		Elevated WR Tyrie Cleveland to active roster
	Waived T Drew Himmelman	10/12/21	Placed TE Albert Okwuegbunam on injured reserve
	Waived WR Kendall Hinton		Signed WR John Brown to practice squad
	Waived DT Isaiah Mack		Released WR Josh Malone from practice squad
	Waived S Trey Marshall	10/13/21	Signed CB Rojesterman Farris to practice squad
	Waived CB Mac McCain III	10/16/21	Activated RB Mike Boone from injured reserve
	Waived CB Parnell Motley		Elevated WR John Brown to active roster
	Waived WR De'Mornay Pierson-El		Elevated WR Tyrie Cleveland to active roster
	Waived FB Adam Prentice	10/18/21	Placed CB Mike Ford on injured reserve
	Waived ILB Curtis Robinson		Promoted ILB Curtis Robinson to active roster
	Waived QB Brett Rypien		Promoted ILB Barrington Wade to active roster
	Waived G/C Austin Schlottmann		Signed ILB Pita Taumoepeu to practice squad
	Waived RB Stevie Scott III		Placed ILB Alexander Johnson on injured reserve
	Waived CB Saivion Smith		Placed OLB Andre Mintze on injured reserve
	Waived DE Marquiss Spencer	10/20/21	Released WR David Moore
	Waived OLB Derrek Tuszka		Promoted WR Tyrie Cleveland to active roster
	Waived ILB Barrington Wade	10/21/21	Signed WR David Moore to practice squad
	Waived WR Seth Williams		Elevated WR John Brown to active roster
9/1/21	Claimed CB Mike Ford (W-Det.)	10/23/21	Elevated OLB Pita Taumoepeu to active roster
	Claimed RB Nate McCrary (W-Bal.)		Acquired OLB Stephen Weatherly and a 2023
	Signed T Cam Fleming		seventh-round selection from Minnesota in
	Signed DL Shamar Stephen		exchange for a 2022 seventh-round pick
	Placed RB Mike Boone on reserve/injured	10/25/21	Placed ILB Micah Kiser on injured reserve
	Placed CB Michael Ojemudia on reserve/injured		Acquired ILB Kenny Young and a 2024
	Waived RB Royce Freeman		seventh-round selection from the L.A. Rams in
	Waived DL Jonathan Harris		exchange for a 2024 sixth-round pick
	Signed T Quinn Bailey to practice squad		Waived ILB Barrington Wade

BRONCOS TRANSACTIONS, CONT.

10/26/21	Placed G Netane Muti on reserve/COVID-19 list Waived RB Damarea Crockett Waived ILB Curtis Robinson Released WR John Brown from practice squad Released G/C Javon Patterson from practice squad	12/13/21 12/14/21 12/15/21	Placed WR Seth Williams on practice squad COVID Released T Adrian Ealy from practice squad Signed S HaHa Clinton-Dix to practice squad Signed WR Travis Fulgham to practice squad Activated S P.J. Locke from reserve/COVID
10/27/21	Released CB Saivion Smith from practice squad Signed G Shaq Calhoun to practice squad Signed RB Damarea Crockett to practice squad Signed ILB Curtis Robinson to practice squad Signed ILB Barrington Wade to practice squad	12/18/21 12/21/21	Released WR Travis Fulgham to practice squad Activated S P.J. Locke from reserve/COVID Waived CB Essang Bassey Placed FB/TE Andrew Beck on injured reserve Activated RB Mike Boone from reserve/COVID Waived RB Damarea Crockett
10/30/21	Activated ILB Jonas Griffith from injured reserve Activated WR Jerry Judy from injured reserve Activated TE Albert Okwuegbunam from injured reserve Elevated ILB Barrington Wade to active roster		Signed QB Anthony Gordon to practice squad Signed TE Caleb Wilson to practice squad Activated WR Seth Williams from practice squad COVID Released WR De'Mornay Pierson-El from practice squad Released OLB Pita Taumoepeu from practice squad
11/1/21	Acquired 2022 second and third-round draft selections from the L.A. Rams in exchange for OLB Von Miller		Released T Casey Tucker from practice squad Released RB Kerrith Whyte from practice squad Activated OLB Malik Reed from reserve/COVID
11/2/21	Acquired 2022 sixth round draft selection from Philadelphia in exchange for CB Kary Vincent Jr. Placed TE Noah Fant on reserve/COVID	12/22/21 12/23/21	Placed C Lloyd Cushenberry III on reserve/COVID Signed RB Damarea Crockett to practice squad Placed T Drew Himmelman on practice squad COVID
11/3/21	Placed CB Bryce Callahan on injured reserve Signed TE Caleb Wilson to practice squad		Released ILB Avery Williamson from practice squad Signed C Javon Patterson to practice squad
11/6/21	Activated CB Mike Ford from injured reserve Elevated DL Jonathan Harris to active roster Elevated G/C Austin Schlottmann to active roster Elevated ILB Barrington Wade to active roster	12/24/21	Signed OLB Pita Taumoepeu to practice squad Placed ILB Barrington Wade on practice squad COVID Elevated T Quinn Bailey to active roster
11/8/21	Elevated ILB Barrington Wade to active roster Activated CB Duke Dawson Jr. from reserve/PUP Placed QB Drew Lock on reserve/COVID	12/25/21 12/27/21	Placed DL Mike Purcell on reserve/COVID Placed OLB Andre Mintze on reserve/COVID Placed DE Jonathan Harris on practice squad COVID
11/9/21	Promoted G/C Austin Schlottmann to active roster Signed T Casey Tucker to practice squad Signed ILB Avery Williamson to practice squad Activated G Netane Muti from reserve/COVID Placed CB Michael Ojemudia on reserve/COVID Placed ILB Justin Strnad on reserve/COVID Placed G Graham Glasgow on injured reserve Waived CB Duke Dawson Jr.	12/28/21	Released C Javon Patterson from practice squad Signed DT Justin Hamilton Placed DL DeShawn Williams on injured reserve Signed G Tristen Hoge to the practice squad Signed DT Deyon Sizer to the practice squad Signed DT Akeem Spence to the practice squad Activated C Lloyd Cushenberry III from reserve/COVID
11/10/21	Released WR David Moore from practice squad Released TE Caleb Wilson from practice squad Activated TE Noah Fant from reserve/COVID Acquired CB Mac McCain III off waivers (Phi.) Signed CB Duke Dawson to practice squad	12/29/21	Placed T Calvin Anderson on reserve/COVID Placed WR Tim Patrick on reserve/COVID Placed S Caden Sterns on reserve/COVID Placed WR Tyrie Cleveland on practice squad COVID
11/12/21	Placed G/C Austin Schlottmann on reserve/COVID	12/30/21	Placed CB Bryce Callahan on reserve/COVID Placed CB Mike Ford on reserve/COVID Placed T Bobby Massie on reserve/COVID
11/13/21	Elevated T Quinn Bailey to active roster Elevated RB Damarea Crockett to active roster Elevated T Drew Himmelman to active roster Elevated ILB Curtis Robinson to active roster Activated CB Essang Bassey from reserve/PUP Placed OLB Pita Taumoepeu on practice squad COVID Placed CB Duke Dawson Jr. on practice squad/injured Signed QB Danny Eting to practice squad	12/31/21	Placed OLB Stephen Weatherly on reserve/COVID Placed DL McTelvin Agim on reserve/COVID Placed ILB Baron Browning on reserve/COVID Placed OLB Bradley Chubb on reserve/COVID Placed OLB Jonathan Cooper on reserve/COVID Placed WR Jerry Judy on reserve/COVID Activated RB Damarea Crockett to active roster as COVID-19 replacement
11/16/21	Released Shaq Calhoun from practice squad Released QB Danny Eting from practice squad Activated QB Drew Lock from reserve/COVID Activated CB Michael Ojemudia from reserve/COVID Activated ILB Justin Strnad from reserve/COVID		Activated WR Travis Fulgham to active roster as COVID-19 replacement Activated OLB Pita Taumoepeu to active roster as COVID-19 replacement Activated WR Seth Williams to active roster as COVID-19 replacement
11/22/21	Placed T Garrett Bolles on reserve/COVID		Signed CB Rojesterman Farris to practice squad Signed LB Carlo Kemp to practice squad Activated T Drew Himmelman from practice squad COVID
11/23/21	Activated OLB Pita Taumoepeu from practice squad COVID Waived CB Mac McCain III Signed G Zack Johnson to practice squad Activated G/C Austin Schlottmann from reserve/COVID		Activated ILB Barrington Wade from practice squad COVID Activated OLB Andre Mintze from reserve/COVID and injured reserve
11/27/21	Elevated T Quinn Bailey from practice squad Signed T Adrian Ealy to practice squad Signed RB Kerrith Whyte to practice squad Released ILB Curtis Robinson from practice squad	1/1/22	Activated DL Jonathan Harris from practice squad COVID Activated T Quinn Bailey to active roster as COVID-19 replacement Activated S Ha Ha Clinton-Dix to active roster as COVID-19 replacement
12/2/21	Activated T Garrett Bolles from reserve/COVID Placed T Calvin Anderson on injured reserve Promoted RB Damarea Crockett to active roster Waived WR Tyrie Cleveland		Activated WR Rico Gafford to active roster as COVID-19 replacement Activated DL Jonathan Harris to active roster as COVID-19 replacement
12/4/21	Signed WR Tyrie Cleveland to practice squad Placed RB Mike Boone on reserve/COVID Placed S P.J. Locke on reserve/COVID		Activated T Drew Himmelman to active roster as COVID-19 replacement Activated DE Marquiss Spencer to active roster as COVID-19 replacement
12/6/21	Activated CB Bryce Callahan from injured reserve Activated ILB Micah Kiser from injured reserve Activated CB Michael Ojemudia from injured reserve Placed OLB Malik Reed on reserve/COVID		
12/10/21			
12/11/12			

BRONCOS TRANSACTIONS, CONT.

BROWN, John — WR

10/12/21 Signed to practice squad
 10/16/21 Elevated to active roster
 10/21/21 Elevated to active roster
 10/26/21 Released from practice squad

BROWNING, Baron — LB

7/23/21 Signed
 12/31/21 Placed on reserve/COVID-19
 1/5/22 Activated from reserve/COVID-19

CALHOUN, Shaq — G

10/27/21 Signed to practice squad
 11/16/21 Released from practice squad

CALLAHAN, Bryce — CB

11/3/21 Placed on injured reserve
 12/11/21 Activated from injured reserve
 12/30/21 Placed on reserve/COVID-19
 1/5/22 Activated from reserve/COVID-19

CHUBB, Bradley — OLB

9/22/21 Placed on injured reserve
 11/27/21 Activated from injured reserve
 12/31/21 Placed on reserve/COVID-19
 1/5/22 Activated from reserve/COVID-19

CLEVELAND, Tyrie — WR

8/31/21 Waived
 9/1/21 Signed to practice squad
 10/9/21 Elevated to active roster
 10/16/21 Elevated to active roster
 10/20/21 Promoted to active roster
 12/4/21 Waived
 12/6/21 Signed to practice squad
 12/29/21 Placed on practice squad COVID-19
 1/5/22 Activated from practice squad COVID-19
 1/7/22 Promoted to active roster

CLINTON-DIX, HaHa — S

12/15/21 Signed to practice squad
 1/1/22 Elevated to active roster as COVID-19 replacement
 1/7/22 Elevated to active roster

COMPTON, Tom — OL

3/18/22 Signed

CONWAY, Cody — T

4/11/22 Waived

COOPER, Jonathon — OLB

12/31/21 Placed on reserve/COVID-19
 1/5/22 Activated from reserve/COVID-19

CROCKETT, Damarea — RB

8/31/21 Waived
 9/1/21 Signed to practice squad
 9/11/21 Elevated to active roster
 9/18/21 Elevated to active roster
 9/22/21 Promoted to active roster
 10/26/21 Waived
 10/27/21 Signed to practice squad
 11/13/21 Elevated to active roster
 12/4/21 Promoted to active roster
 12/21/21 Waived
 12/23/21 Signed to practice squad
 12/31/21 Elevated to active roster as COVID-19 replacement
 1/10/22 Signed to a future contract

CRIDER, Harry — G/C

9/29/21 Signed to practice squad
 10/5/21 Released from practice squad

CUSHENBERRY III, Lloyd — C

12/23/21 Placed on reserve/COVID-19
 12/29/21 Activated from reserve/COVID-19

DARBOH, Amara — WR

8/6/21 Waived

DARBY, Ronald — CB

9/14/21 Placed on injured reserve
 10/9/21 Activated from injured reserve

DAVIS, Cortez — CB

5/13/22 Signed
 5/17/22 Waived

DAVIS, Kaden — WR

5/13/22 Signed

DAWSON JR., Duke — CB

8/31/21 Placed on reserve/PUP
 11/8/21 Activated from reserve/PUP
 11/9/21 Waived
 11/10/21 Signed to practice squad
 11/13/21 Placed on practice squad/injured

DUKES, DeVontres — WR

8/17/21 Waived/injured

DULCICH, Greg — TE

5/13/22 Signed

EALY, Adrian — T

11/30/21 Signed to practice squad
 12/14/21 Released from practice squad

ETLING, Danny — TE

11/13/21 Signed to practice squad
 11/16/21 Released from practice squad

FANT, Noah — TE

11/2/21 Placed on reserve/COVID-19
 11/10/21 Activated from reserve/COVID-19
 3/16/22 Traded to Seattle

FARRIS II, Rojesterman — CB

8/1/21 Signed
 8/17/21 Waived
 9/14/21 Signed to practice squad
 10/5/21 Released from practice squad
 12/31/21 Signed to practice squad
 1/1/22 Elevated to active roster as standard elevation

FLEMING, Cam — T

8/31/21 Released
 9/1/21 Signed
 7/27/22 Signed

FORD, Mike — CB

9/1/21 Claimed (W-Det.)
 10/16/21 Placed on injured reserve
 11/6/21 Activated from injured reserve
 12/30/21 Placed on reserve/COVID-19
 1/5/22 Activated from reserve/COVID-19

FORT, Austin — TE

8/31/21 Waived

FULGHAM, Travis — WR

12/15/21 Signed to practice squad
 12/31/21 Elevated to active roster as COVID-19 replacement
 1/10/22 Signed to a future contract

GAFFORD, Rico — WR

9/14/21 Signed to practice squad
 1/1/22 Elevated to active roster as COVID-19 replacement

GLASGOW, Graham — G

11/9/21 Placed on injured reserve

GORDON, Anthony — QB

12/21/21 Signed to practice squad

GREGORY, Randy — OLB

3/18/22 Signed

GRIFFITH, Jonas — ILB

8/31/21 Acquired via trade (S.F.)
 9/28/21 Placed on injured reserve
 10/30/21 Activated from injured reserve

GUTIERREZ, Sebastian — T

5/13/22 Signed

HAIRSTON, Nate — CB

8/31/21 Released
 9/1/21 Signed to practice squad
 9/11/21 Elevated to active roster
 9/14/21 Signed
 1/7/22 Placed on reserve/COVID-19
 1/11/22 Activated from reserve/COVID-19

HAMILTON, Justin — DT

12/28/21 Signed to practice squad

HAMLER, KJ — WR

9/28/21 Placed on injured reserve

HARRIS, Jonathan — OL

9/2/21 Signed to practice squad
 11/6/21 Elevated to active roster
 12/27/21 Placed on practice squad COVID-19
 1/1/22 Activated from practice squad COVID-19 and elevated to active roster as COVID-19 replacement
 1/3/22 Signed to active roster

BRONCOS TRANSACTIONS, CONT.

HARRIS, Shelby — DE 3/16/22 Traded to Seattle	MALONE, Josh — WR 10/5/21 Signed to practice squad 10/12/21 Released from practice squad
HENNINGSEN, Matt — DE 5/12/22 Signed	MARSHALL, Trey — S 8/31/21 Waived
HICKS, Faion — CB 5/12/22 Signed	MARTIN, Sam — P 1/3/22 Placed on reserve/COVID-19 1/7/22 Activated from reserve/COVID-19
HIMMELMAN, Drew — T 8/31/21 Waived	MASSIE, Bobby — T 12/30/21 Placed on reserve/COVID-19 1/5/22 Activated from reserve/COVID-19
9/1/21 Signed to practice squad	MATHIS, Damarri — CB 6/23/22 Signed
11/13/21 Elevated to active roster	MAUGA, Kana'i — ILB 5/13/22 Signed
12/23/21 Placed on practice squad COVID-19	McALLISTER, Tryeik — RB 5/13/22 Signed
12/31/21 Activated from practice squad COVID-19	McCain III, Mac — CB 8/31/21 Waived
1/1/22 Elevated to active roster as COVID-19 replacement	9/1/21 Signed to practice squad
1/10/22 Signed to a future contract	11/10/21 Acquired off waivers (Phi.)
5/13/22 Waived	11/23/21 Waived
HINTON, Kendall — WR 8/31/21 Waived	McCRARY, Nate — RB 9/1/21 Claimed (W-Bal.) 9/23/21 Waived
9/1/21 Signed to practice squad	McMANUS, Brandon — K 1/3/22 Placed on reserve/COVID-19 1/7/22 Activated from reserve/COVID-19
9/14/21 Promoted to active roster	McMILLIAN, Ja'Quan — CB 5/13/22 Signed
HOGUE, Tristen — G 12/28/21 Signed to practice squad	MEINERZ, Quinn — OL 7/24/21 Signed
JACKSIN, Kareem — S 1/5/22 Placed on injured reserve 4/11/22 Signed	MILLER, Von — OLB 11/1/21 Traded to L.A. Rams
JACKSON, Warren — WR 8/7/21 Waived	MINTZE, Andre — OLB 10/18/21 Placed on injured reserve 12/27/21 Placed on reserve/COVID-19 1/1/22 Activated from reserve/COVID-19 and injured reserve 5/12/22 Waived
JEUDY, Jerry — WR 9/14/21 Placed on injured reserve 10/30/21 Activated from injured reserve 12/31/21 Placed on reserve/COVID-19 1/5/22 Activated from reserve/COVID-19	MOORE, David — WR 9/28/21 Signed 10/18/21 Released 10/20/21 Signed to practice squad 11/9/21 Released from practice squad
JEWELL, Josey — ILB 9/21/21 Placed on injured reserve	MORRIS, Pat — C 7/27/21 Waived
JOHNSON, Alexander — ILB 10/18/21 Placed on injured reserve	MOTLEY, Parnell — CB 8/31/21 Waived
JOHNSON, Brandon — WR 5/13/22 Signed	MUTI, Netane — G 10/26/21 Placed on reserve/COVID-19 11/9/21 Activated from reserve/COVID-19
JOHNSON, Jamar — S 7/26/21 Placed on reserve/COVID-19 8/4/21 Activated from reserve/COVID-19	NEAL JR., Lorenzo — DT 8/8/21 Signed 8/17/21 Waived
JOHNSON, Josh — QB 3/20/22 Signed	NEISE, Michael — G 5/13/22 Signed
JOHNSON, Zack — G 11/24/21 Signed to practice squad 1/10/22 Signed to a future contract 5/13/22 Waived 5/17/22 Signed	OJEMUDIA, Michael — CB 9/1/21 Placed on injured reserve 11/9/21 Placed on reserve/COVID-19 11/16/21 Activated from reserve/COVID-19 12/11/21 Activated from injured reserve
JONES, Brett — C 7/27/21 Signed 8/23/21 Placed on injured reserve	OKWUEGBUNAM, Albert — TE 10/9/21 Placed on injured reserve 10/30/21 Activated from injured reserve
JONES, D.J. — DT 3/16/22 Signed	PAIRHAM, Dylan — TE 5/13/22 Signed
KALAMBAYI, Peter — ILB 8/17/21 Waived	PATRICK, Aaron — OLB 9/23/21 Signed
KEMP, Carlo — LB 12/31/21 Signed to practice squad	PATRICK, Tim — WR 12/29/21 Placed on reserve/COVID-19 1/5/22 Activated from reserve/COVID-19
KILLINS, Adrian — RB 8/17/21 Signed 8/23/21 Waived/injured	PATTERSON, Javon — G/C 9/29/21 Signed to practice squad 10/26/21 Released from practice squad 12/24/21 Signed to practice squad 12/27/21 Released from practice squad
KISER, Micah — ILB 9/21/21 Signed 10/23/21 Placed on injured reserve 12/11/21 Activated from injured reserve	PIERSON-EL, De'Wornay — WR 8/31/21 Waived 9/6/21 Signed to practice squad 12/21/21 Released from practice squad
KONGBO, Jonathan — OLB 1/12/22 Signed to a future contract	
LAUFENBERG, Nolan — G 8/23/21 Waived	
LEWIS JR., Donnie — CB 4/27/22 Signed	
LOCK, Drew — QB 11/8/21 Placed on reserve/COVID-19 11/20/21 Activated from reserve/COVID-19 3/16/22 Traded to Seattle	
LOCKE, PJ — S 12/10/21 Placed on reserve/COVID-19 12/18/21 Activated from reserve/COVID-19	
MACK, Brandon — WR 8/24/21 Waived	
MACK, Isaiah — DT 8/31/21 Waived	

BRONCOS TRANSACTIONS, CONT.

PRENTICE, Adam — FB	8/31/21 Waived	TOMLINSON, Eric — TE	3/16/22 Signed
PURCELL, Mike — DL	12/27/21 Placed on reserve/COVID-19	TUCKER, Casey — T	11/9/21 Signed to practice squad
1/5/22 Activated from reserve/COVID-19		12/21/21 Released from practice squad	
QUINN, TREY — WR	4/27/22 Signed	1/20/22 Signed to a future contract	
REED, J. R. — S	3/21/22 Signed	TURNER, Billy — OL	3/28/22 Signed
REED, Malik — OLB	12/11/21 Placed on reserve/COVID-19	TURNER-YELL, Delarrin — S	5/12/22 Signed
12/22/21 Activated from reserve/COVID-19		TUSZKA, Derrek — OLB	8/31/21 Waived
RISNER, Dalton — G	1/5/22 Placed on injured reserve	UWAZURIKE, Eyioma — DL	6/23/22 Signed
ROBINSON, Curtis — ILB	8/31/21 Waived	VINCENT JR., Kary — CB	7/26/21 Placed on reserve/COVID-19
9/1/21 Signed to practice squad		7/31/21 Activated from reserve/COVID-19	
10/2/21 Elevated to active roster		11/2/21 Traded to Philadelphia	
10/18/21 Promoted to active roster		VIRGIL, Jalen — WR	5/13/22 Signed
10/26/21 Waived		WADE, Barrington — ILB	8/7/21 Claimed (W-Bal.)
10/27/21 Signed to practice squad		8/31/21 Waived	
11/13/21 Elevated to active roster		9/1/21 Signed to practice squad	
11/30/21 Released from practice squad		10/18/21 Promoted to active roster	
RYPIEN, Brett — QB	8/31/21 Waived	10/25/21 Waived	
9/1/21 Signed to practice squad		10/27/21 Signed to practice squad	
9/28/21 Promoted to active roster		10/30/21 Elevated to active roster	
SCHLOTTMANN, Austin — G/C	8/31/21 Waived	11/6/21 Elevated to active roster	
8/31/21 Waived		12/21/21 Placed on practice squad COVID-19	
9/1/21 Signed to practice squad		12/31/21 Activated from practice squad COVID-19	
9/18/21 Elevated to active roster		1/1/22 Elevated to active roster as COVID-19 replacement	
10/2/21 Elevated to active roster		1/10/22 Signed to a future contract	
11/6/21 Elevated to active roster		WAITMAN, Corliss — P	2/15/22 Claimed off waivers (Pit.)
11/9/21 Promoted to active roster		WASHINGTON, Montrell — WR	5/12/22 Signed
11/12/21 Placed on reserve/COVID-19		WATSON, Josh — ILB	8/24/21 Waived
11/24/21 Activated from reserve/COVID-19		WATTENBERG, Luke — C	5/11/22 Signed
SCOTT III, Stevie — RB	8/23/21 Signed	WEATHERLY, Stephen — OLB	10/23/21 Acquired via trade (Min.)
8/31/21 Waived		12/30/21 Placed on reserve/COVID-19	
SINGLETON, Alex — ILB	3/20/22 Signed	1/5/22 Activated from reserve/COVID-19	
3/20/22 Signed		WHYTE, Kerrith — RB	11/30/21 Signed to practice squad
SIZER, Deyon — NT	8/17/21 Waived	12/21/21 Released from practice squad	
12/28/21 Signed to practice squad		WILLIAMS, DeShawn — DL	12/28/21 Placed on injured reserve
SMITH, Saivion — CB	8/4/21 Signed	WILLIAMS, Javonte — RB	7/24/21 Signed
8/31/21 Waived		WILLIAMS, K'Waun — CB	3/23/22 Signed
9/8/21 Signed to practice squad		WILLIAMS, Rodney — TE	5/13/22 Signed
10/26/21 Released from practice squad		WILLIAMS, Seth — WR	8/31/21 Waived
SPENCE, Akeem — DT	12/28/21 Signed to practice squad	9/1/21 Signed to practice squad	
SPENCER, Marquiss — DE	8/31/21 Waived	12/13/21 Placed on practice squad COVID-19	
8/31/21 Waived		12/21/21 Activated from practice squad COVID-19	
9/1/21 Signed to practice squad		12/31/21 Elevated to active roster as COVID-19 replacement	
1/1/22 Elevated to active roster as COVID-19 replacement		1/3/22 Signed to active roster	
1/6/22 Placed on practice squad COVID-19		WILLIAMSON, Avery — ILB	10/5/21 Signed to practice squad
1/12/22 Signed to a future contract		11/9/21 Signed to practice squad	
STEPHEN, Shamar — DL	8/31/21 Released	12/23/21 Released from practice squad	
8/31/21 Released		WILLIS, Damion — WR	7/20/21 Waived
9/1/21 Signed		WILSON, Caleb — TE	11/3/21 Signed to practice squad
STERNS, Caden — S	12/29/21 Placed on reserve/COVID-19	11/9/21 Released from practice squad	
1/5/22 Activated from reserve/COVID-19		12/21/21 Signed to practice squad	
STRNAD, Justin — ILB	11/9/21 Placed on reserve/COVID-19	WILSON, Russell — QB	3/16/22 Acquired via trade (Sea.)
11/16/21 Activated from reserve/COVID-19		3/16/22 Acquired via trade (Sea.)	
TAJUMOEPENU, Pita — OLB	8/23/21 Released	WRIGHT, Kadofi — ILB	5/13/22 Signed
8/23/21 Released		7/27/22 Waived	
9/22/21 Signed to practice squad		YOUNG, Kenny — ILB	10/25/21 Acquired via trade (LAR)
9/25/21 Released from practice squad			
10/18/21 Signed to practice squad			
10/21/21 Elevated to active roster			
11/13/21 Placed on practice squad COVID-19			
11/23/21 Activated from practice squad COVID-19			
12/21/21 Released from practice squad			
12/24/21 Signed to practice squad			
12/31/21 Elevated to active roster as COVID-19 replacement			
1/4/22 Released from practice squad			
THOMPSON, Tedric — S	7/27/21 Signed		
8/8/21 Released			



2021 FINAL REGULAR SEASON STATISTICS (7-10)

Date	W-L	Score	Opponent	Attendance	RUSHING	No.	Yds.	Avg.	Long	TD
Sep 12	W	27-13	at New York Giants	74,119	Gordon III	203	918	4.5	70t	8
Sep 19	W	23-13	at Jacksonville Jaguars	58,461	J. Williams	203	903	4.5	49	4
Sep 26	W	26-0	New York Jets	75,882	Bridgewater	30	106	3.5	13	2
Oct 3	L	7-23	Baltimore Ravens	76,490	Lock	10	53	5.3	23	2
Oct 10	L	19-27	at Pittsburgh Steelers	59,841	Boone	4	35	8.8	16	0
Oct 17	L	24-34	Las Vegas Raiders	76,854	Crockett	3	7	2.3	6	0
Oct 21	L	14-17	at Cleveland Browns	67,431	Jeu	2	3	1.5	3	0
Oct 31	W	17-10	Washington Football Team	75,973	BRONCOS	455	2,025	4.5	70t	16
Nov 7	W	30-16	at Dallas Cowboys	93,503	OPPONENTS	441	1,892	4.3	35	9
Nov 14	L	13-30	Philadelphia Eagles	76,766	RECEIVING	No.	Yds.	Avg.	Long	TD
Nov 28	W	28-13	Los Angeles Chargers	75,807	Fant	68	670	9.9	35	4
Dec 5	L	9-22	at Kansas City Chiefs	73,185	Sutton	58	776	13.4	55	2
Dec 12	W	38-10	Detroit Lions	76,211	T. Patrick	53	734	13.8	44t	5
Dec 19	L	10-15	Cincinnati Bengals	76,134	J. Williams	43	316	7.3	42	3
Dec 26	L	13-17	at Las Vegas Raiders	60,972	Jeu	38	467	12.3	40	0
Jan 2	L	13-34	at Los Angeles Chargers	70,240	Okwuegbunam	33	330	10.0	64	2
Jan 8	L	24-28	Kansas City Chiefs	76,012	Gordon III	28	213	7.6	30	2
					Hinton	15	175	11.7	40	1
					Saubert	8	47	5.9	11	1
					Hamler	5	74	14.8	28	0
					Boone	2	22	11.0	19	0
					S. Williams	1	34	34.0	34	0
					Lock	1	1	1.0	1	0
					Spencer	1	-3	-3.0	-3	0
					BRONCOS	354	3,856	10.9	64	20
					OPPONENTS	341	3,901	11.4	59	22

TEAM STATISTICS	Den	Opp
TOTAL FIRST DOWNS	331	312
Rushing	124	99
Passing	179	192
Penalty	28	21
3RD DOWN: MADE/ATT	82/213	101/225
3rd Down Pct.	38.5%	44.9%
4TH DOWN: MADE/ATT	16/28	11/26
4th Down Pct.	57.1%	42.3%
POSSESSION AVG.	30:48	29:12
TOTAL NET YARDS	5,618	5,544
Avg. Per Game	330.5	326.1
Total Plays	1,036	1,039
AVG. PER PLAY	5.4	5.3
NET YARDS RUSHING	2,025	1,892
Avg. Per Game	119.1	111.3
Total Rushes	455	441
NET YARDS PASSING	3,593	3,652
Avg. Per Game	211.4	214.8
Sacked/Yards Lost	40/263	36/249
Gross Yards	3,856	3,901
Att./Completions	541/354	562/341
Completion Pct.	65.4%	60.7%
Had Intercepted	9	13
PUNTS/AVERAGE	67/46.0	60/50.4
NET PUNTING AVG.	42.8	43.9
PENALTIES/YARDS	83/711	104/922
FUMBLES/BALL LOST	12/9	12/6
TOUCHDOWNS	37	36
Rushing	16	9
Passing	20	22
Returns	1	5

INTERCEPTIONS	No.	Yds.	Avg.	Long	TD
Simmons	5	76	15.2	35	0
Surtain II	4	70	17.5	70t	1
Sterns	2	47	23.5	46	0
Chubb	1	21	21.0	21	0
Jackson	1	7	7.0	7	0
BRONCOS	13	221	17.0	70t	1
OPPONENTS	9	134	14.9	75t	1

PUNTING	No.	Yds.	Avg.	Net	TB	In20	Long	B
Martin	67	3,083	46.0	42.8	3	28	68	0
BRONCOS	67	3,083	46.0	42.8	3	28	68	0
OPPONENTS	60	3,021	50.4	43.9	8	20	71	0

PUNT RETURNS	No.	FC	Yds.	Avg.	Long	TD
Spencer	26	12	206	7.9	25	0
Hinton	2	2	24	12.0	15	0
BRONCOS	28	14	230	8.2	25	0
OPPONENTS	24	24	154	6.4	42	0

KICKOFF RETURNS	No.	Yds.	Avg.	Long	TD
Spencer	17	291	17.1	26	0
A. Patrick	1	0	0.0	0	0
BRONCOS	18	291	16.2	26	0
OPPONENTS	14	551	39.4	102t	2

FIELD GOALS	1-19	20-29	30-39	40-49	50+
McManus	0/0	7/8	6/6	8/8	5/9
BRONCOS	0/0	7/8	6/6	8/8	5/9
OPPONENTS	1/1	5/5	4/4	6/11	8/10

MCMANUS: (23G, 36G) (32G, 46G, 40G) (45G, 47G, 21G, 36G) (39G, 32G) (45G, 53N) (53G, 27G, 53N, 42G) (21G, 22B, 28G) (42G) (52G) (54G, 51N) (49G, 55G, 55N) (61G, 23G) (31G)

OPPONENTS: (52N, 48N) (40G, 46G, 20G) (48G, 43G) (50G, 43N, 30G) (52G, 41G) (45B, 52G, 47B) (30G, 52G, 23G) (52N) (56G, 45G, 26G) (36G) (53G, 58G, 26G) (41G) (19G, 23G) (34G, 51G)

SCORING	TD	Ru	Pa	Ret	PAT	FG	2pt	PTS
McManus	0	0	0	0	33/34	26/31	0	111
Gordon III	10	8	2	0	0/0	0/0	0	60
J. Williams	7	4	3	0	0/0	0/0	0	42
T. Patrick	5	0	5	0	0/0	0/0	0	30
Fant	4	0	4	0	0/0	0/0	0	24
Sutton	2	0	2	0	0/0	0/0	1	14
Lock	2	2	0	0	0/0	0/0	0	12
Okwuegbunam	2	0	2	0	0/0	0/0	0	12
Bridgewater	2	2	0	0	0/0	0/0	0	12
Saubert	1	0	1	0	0/0	0/0	0	6
Surtain II	1	0	1	0	0/0	0/0	0	6
Hinton	1	0	1	0	0/0	0/0	0	6
BRONCOS	37	16	20	1	33/34	26/31	1	335
OPPONENTS	36	9	22	5	28/29	24/31	3	322

2-PT. CONVERSIONS: BRONCOS 1-3, OPPONENTS 3-6

SACKS: S. Harris 6.0, D. Jones 5.5, Reed 5.0, Miller 4.5, Weatherly 2.5, Cooper 2.5, Johnson 2.0, Sterns 2.0, Simmons 1.5, Agim 1.5, D. Williams 1.0, Callahan 1.0, Jackson 1.0 **BRONCOS: 36.0, OPPONENTS: 40.0**

FUM/LOST: Gordon III 3/3, Spencer 2/2, J. Williams 2/1, Lock 2/1, Okwuegbunam 1/1, Bridgewater 1/1, Jeu 1/0, **TOTAL: 12/9**

PASSING	Att.	Comp.	Yds.	Comp.%	Yds/Att.	TD	TD%	Int	Int%	Long	Sack/Lost	Rating
Bridgewater	426	285	3,052	66.9	7.2	18	4.2	7	1.6	64	31/211	84.9
Lock	111	67	787	60.4	7.1	2	1.8	2	1.8	44	9/52	80.4
Sutton	1	1	16	100.0	16.0	0	0.0	0	0.0	16	0/0	118.8
Hinton	1	1	1	100.0	1.0	0	0.0	0	0.0	1	0/0	79.2
Rypien	2	0	0	0.0	0.0	0	0.0	0	0.0	0	0/0	39.6
BRONCOS	541	354	3,856	65.4	7.1	20	3.7	9	1.7	64	40/263	91.7
OPPONENTS	562	341	3,901	60.7	6.9	22	3.9	13	2.3	59	36/249	85.0

2021 FINAL REGULAR SEASON DEFENSIVE STATISTICS

Based on press box statistics

PLAYER	TOTAL	SOLO	ASSIST	SACKS-Yds.	INTS-Yds.	PD	FF	FR
1 Kareem Jackson	88	62	26	1-0	1-7	2	0	0
2 Justin Simmons	80	60	20	1.5-13	5-76	12	0	0
3 Pat Surtain II	58	45	13	0-0	4-70	14	0	0
4 Baron Browning	57	32	25	0-0	0-0	2	0	0
5 Ronald Darby	53	42	11	0-0	0-0	6	0	0
6 Kyle Fuller	51	40	11	0-0	0-0	4	0	0
7 Shelby Harris	49	24	25	6-44	0-0	2	1	0
8 Malik Reed	43	24	19	5-36	0-0	2	2	1
9 Jonas Griffith	42	21	21	0-0	0-0	0	0	0
10 DeShawn Williams	39	17	22	1-3	0-0	2	0	0
11 Jonathon Cooper	37	22	15	2.5-22	0-0	0	0	1
12 Shamarr Stephen	34	12	22	0-0	0-0	2	0	0
13 Mike Purcell	33	17	16	0-0	0-0	1	0	1
14 Alexander Johnson	32	20	12	2-26	0-0	3	0	1
Justin Strnad	32	19	13	0-0	0-0	0	0	0
16 Dre'Mont Jones	31	18	13	5.5-37.5	0-0	2	1	1
17 Bryce Callahan	29	25	4	1-1	0-0	4	0	0
Kenny Young	29	14	15	0-0	0-0	0	1	0
19 Caden Sterns	24	19	5	2-12	2-47	5	0	0
20 Bradley Chubb	21	9	12	0-0	1-21	2	0	0
21 Von Miller	19	10	9	4.5-25	0-0	0	0	0
22 Micah Kiser	17	7	10	0-0	0-0	0	0	0
23 Stephen Weatherly	14	8	6	2.5-22.5	0-0	0	0	0
24 Michael Ojemudia	11	8	3	0-0	0-0	2	0	0
25 Jonathan Harris	10	7	3	0-0	0-0	0	0	0
26 Nate Hairston	8	6	2	0-0	0-0	4	0	0
27 Josey Jewell	7	6	1	0-0	0-0	1	1	0
28 Curtis Robinson	5	2	3	0-0	0-0	0	0	0
29 McTelvin Agim	4	2	2	1.5-7	0-0	1	0	0
Andre Mintze	4	2	2	0-0	0-0	0	0	0
31 Aaron Patrick	3	3	0	0-0	0-0	0	0	0
32 Mike Ford	2	2	0	0-0	0-0	0	0	0
33 P.J. Locke	1	1	0	0-0	0-0	0	0	0
Marquiss Spencer	1	0	1	0-0	0-0	0	0	0
TOTALS	968	606	362	36-249	13-221	73	6	5

MISCELLANEOUS TACKLES: Fant 2, Boone 1, Glasgow 1, Hinton 1, Lock 1, Massie 1, Saubert 1, J. Williams 1

MISCELLANEOUS FUMBLE RECOVERIES: Okwuegbunam 1, T. Patrick 1, J. Williams 1

MISCELLANEOUS FORCED FUMBLES: None

DEFENSIVE TOUCHDOWNS: Pat Surtain II (70-yard Int. vs. LAC 11/28)

2021 FINAL REGULAR SEASON SPECIAL TEAMS STATISTICS

Based on press box statistics

PLAYER	TOTAL	SOLO	ASSIST	FF	FR	BK	BP	TD
1 P.J. Locke	5	4	1	0	0	0	0	0
Aaron Patrick	5	1	4	0	0	0	0	0
3 Mike Ford	4	4	0	0	0	0	0	0
Justin Strnad	4	4	0	0	0	0	0	0
Tyrie Cleveland	4	3	1	0	0	0	0	0
Caden Sterns	4	3	1	0	0	0	0	0
Jacob Bobenmoyer	4	2	2	0	0	0	0	0
Jonas Griffith	4	1	3	0	1	0	0	0
9 Micah Kiser	2	2	0	0	0	0	0	0
10 Andrew Beck	1	1	0	0	0	0	0	0
Josey Jewell	1	1	0	0	0	0	0	0
Brandon McManus	1	1	0	0	0	0	0	0
Eric Saubert	1	1	0	0	0	0	0	0
Mike Boone	1	0	1	0	0	0	0	0
Baron Browning	1	0	1	0	0	0	0	0
Jonathon Cooper	1	0	1	0	0	0	0	0
Nate Hairston	1	0	1	0	0	0	0	0
Barrington Wade	1	0	1	0	0	0	0	0
19 Shelby Harris	0	0	0	0	0	2	0	0
Dre'Mont Jones	0	0	0	0	0	1	0	0
TOTALS	45	28	17	0	1	3	0	0

BLOCKED KICKS: S. Harris (BFG at Cle., 10/21, BFG vs. Was., 10/31), D. Jones (BFG vs. Was., 10/31)

BLOCKED PUNTS: None

2021 GAME-BY-GAME SCORING DRIVES

Opponent	Pt.	Yds.	Time	Res.	Qtr.	Scoring Play	Quarterback
at NYG (9/12)	15	62	8:42	FG	2	McManus 23 yd. Field Goal	Bridgewater
	7	57	2:17	TD	2	Patrick 2 yd. pass from Bridgewater	Bridgewater
	16	75	8:12	TD	3	Okwuegbunam 4 yd. pass from Bridgewater	Bridgewater
at Jac. (9/19)	10	69	5:03	FG	4	McManus 36 yd. Field Goal	Bridgewater
	4	94	1:48	TD	4	Gordon 70 yd. run	Bridgewater
	13	61	8:55	FG	1	McManus 32 yd. Field Goal	Bridgewater
at Jac. (9/19)	8	80	4:02	TD	2	Patrick 12 yd. pass from Bridgewater	Bridgewater
	4	75	2:25	TD	3	Fant 14 yd. pass from Bridgewater	Bridgewater
	7	24	3:19	FG	3	McManus 46 yd. Field Goal	Bridgewater
vs. NYJ (9/26)	9	72	4:49	FG	4	McManus 40 yd. Field Goal	Bridgewater
	11	75	7:10	TD	1	Williams 1 yd. run	Bridgewater
	6	37	1:59	FG	2	McManus 45 yd. Field Goal	Bridgewater
vs. NYJ (9/26)	9	64	2:42	TD	2	Gordon 1 yd. run	Bridgewater
	8	37	4:37	FG	3	McManus 47 yd. Field Goal	Bridgewater
	11	71	7:33	FG	4	McManus 21 yd. Field Goal	Bridgewater
vs. Bal. (10/3)	6	12	2:02	FG	4	McManus 36 yd. Field Goal	Bridgewater
	5	57	2:07	TD	2	Fant 3 yd. pass from Bridgewater	Bridgewater
	4	8	2:14	FG	1	McManus 39 yd. Field Goal	Bridgewater
at Pit. (10/10)	7	49	4:17	FG	2	McManus 29 yd. Field Goal	Bridgewater
	14	75	7:26	TD	4	Hinton 2 yd. pass from Bridgewater	Bridgewater
	5	72	1:54	TD	4	Sutton 39 yd. pass from Bridgewater	Bridgewater
vs. L.V. (10/17)	8	84	5:05	TD	1	Patrick 23 yd. pass from Bridgewater	Bridgewater
	9	64	4:49	FG	3	McManus 32 yd. Field Goal	Bridgewater
	12	75	4:49	TD	4	Sutton 12 yd. pass from Bridgewater	Bridgewater
at Cle. (10/21)	8	86	2:51	TD	4	Fant 4 yd. pass from Bridgewater	Bridgewater
	13	79	7:12	TD	3	Gordon 8 yd. pass from Bridgewater	Bridgewater
	17	80	6:08	TD	4	Williams 10 yd. pass from Bridgewater	Bridgewater
vs. Was. (10/31)	7	38	3:15	FG	2	McManus 45 yd. Field Goal	Bridgewater
	7	75	4:14	TD	2	Gordon 15 yd. pass from Bridgewater	Bridgewater
	8	63	4:28	TD	4	Gordon 7 yd. run	Bridgewater
at Dal. (11/7)	11	80	6:19	TD	1	Gordon 3 yd. run	Bridgewater
	6	80	2:47	TD	2	Patrick 44 yd. pass from Bridgewater	Bridgewater
	11	45	7:07	FG	2	McManus 53 yd. Field Goal	Bridgewater
vs. L.V. (10/17)	10	72	4:35	FG	3	McManus 27 yd. Field Goal	Bridgewater
	13	85	7:30	TD	4	Bridgewater 1 yd. run	Bridgewater
	5	15	3:15	FG	4	McManus 42 yd. Field Goal	Bridgewater
vs. Phi. (11/14)	9	75	4:38	TD	2	Gordon 1 yd. run	Bridgewater
	5	69	1:47	FG	2	McManus 21 yd. Field Goal	Bridgewater
	10	35	4:10	FG	3	McManus 28 yd. Field Goal	Bridgewater
vs. LAC (11/28)	8	50	4:24	TD	1	Bridgewater 11 yd. run	Bridgewater
	11	75	5:46	TD	2	Williams 9 yd. run	Lock
	10	80	5:36	TD	4	Saubert 1 yd. pass from Bridgewater	Bridgewater
at K.C. (12/5)	10	51	3:48	FG	2	McManus 42 yd. Field Goal	Bridgewater
	11	75	4:30	TD	4	Williams 13 yd. pass from Bridgewater	Bridgewater
	11	75	5:14	TD	1	Williams 5 yd. run	Bridgewater
vs. Det. (12/12)	12	74	7:16	TD	1	Gordon 1 yd. run	Bridgewater
	9	44	1:05	FG	2	McManus 52 yd. Field Goal	Bridgewater
	5	36	3:08	TD	3	Williams 10 yd. pass from Bridgewater	Bridgewater
vs. Cin. (12/19)	4	33	2:13	TD	3	Gordon 14 yd. run	Bridgewater
	14	88	7:08	TD	4	Okwuegbunam 4 yd. pass from Bridgewater	Bridgewater
	5	32	1:56	FG	2	McManus 54 yd. Field Goal	Bridgewater
at L.V. (12/26)	9	75	5:06	TD	3	Patrick 25 yd. pass from Lock	Bridgewater/Lock
	5	44	3:37	FG	2	McManus 49 yd. Field Goal	Lock
	4	4	1:28	FG	2	McManus 55 yd. Field Goal	Lock
at LAC (1/2)	1	1	0:03	TD	2	Williams 1 yd. run	Lock
	3	32	0:14	FG	2	McManus 61 yd. Field Goal	Lock
	12	70	7:16	FG	4	McManus 23 yd. Field Goal	Lock
vs. K.C. (1/8)	6	75	3:47	TD	4	Fant 5 yd. pass from Lock	Lock
	12	67	5:42	TD	1	Lock 5 yd. run	Lock
	8	80	5:07	TD	2	Lock 23 yd. run	Lock
AVERAGE	8.6	60.1	4:19				
	TD AVG.	9.1	70.3	4:31			
	FG AVG.	8.0	45.3	4:02			

2021 GAME OPENING DRIVES

Opponent	DENVER			OPPONENTS		
	Pts.	FD	Yds.	Pts.	FD	Yds.
at NYG (9/12)	0	1	21	0	1	34
at Jac. (9/19)	3	5	61	7	4	83
vs. NYJ (9/26)	0	1	23	0	1	16
vs. Bal. (10/3)	0	2	17	0	1	13
at Pit. (10/10)	0	0	6	7	2	85
vs. L.V. (10/17)	7	5	84	7	3	75
at Cle. (10/21)	0	0	9	7	4	75
vs. Was. (10/31)	0	2	32	0	2	56
at Dal. (11/7)	0	0	-10	0	0	8
vs. Phi. (11/14)	0	0	-1	3	4	63
vs. LAC (11/28)	0	3	32	0	0	9
at K.C. (12/5)	0	0	1	7	6	72
vs. Det. (12/12)	7	6	75	0	0	-3
vs. Cin. (12/19)	0	1	19	0	0	8
at L.V. (12/26)	0	1	17	0	2	47
at LAC (1/2)	0	2	21	7	5	55
vs. K.C. (1/8)	0	0	6	7	7	91
TOTAL	17	29	413	52	42	787

2021 2ND-HALF OPENING DRIVES

Opponent	DENVER			OPPONENTS		
	Pts.	FD	Yds.	Pts.	FD	Yds.
at NYG (9/12)	7	5	75	0	3	60
at Jac. (9/19)	7	2	75	0	0	0
vs. NYJ (9/26)	3	3	37	0	0	8
vs. Bal. (10/3)	0	2	22	0	0	4
at Pit. (10/10)	0	3	38	7	5	86
vs. L.V. (10/17)	0	0	1	7	2	56
at Cle. (10/21)	7	7	79	7	6	75
vs. Was. (10/31)	0	1	19	0	0	-5
at Dal. (11/7)	0	0	-4	0	0	9
vs. Phi. (11/14)	0	3	71	0	0	1
vs. LAC (11/28)	0	0	-8	0	4	41
at K.C. (12/5)	0	0	7	0	3	43
vs. Det. (12/12)	7	2	36	0	0	9
vs. Cin. (12/19)	0	1	12	3	4	72
at L.V. (12/26)	0	1	22	7	5	75
at LAC (1/2)	0	1	22	3	4	78
vs. K.C. (1/8)	7	2	75	7	4	75
TOTAL	38	33	579	41	40	687

2021 SCORING DRIVE LENGTH

(MINUS)	DENVER		OPPONENTS	
	TD	FG	TD	FG
0-9	-	2	1	2
10-19	-	2	-	1
20-29	-	1	-	1
30-39	2	6	-	2
40-49	-	4	3	7
50-59	3	1	3	4
60-69	3	6	4	4
70-79	16	4	14	3
80-89	10	-	5	-
90-99	1	-	2	-
TOTAL	36	26	32	24

LONGEST SCORING DRIVES OF 2021

Most Plays:	Broncos:	17	(at Cle., Oct. 21, TD, 80 yds., 6:08)
	Opponent:	17	(vs. K.C., Jan. 8, TD, 91 yds., 7:49)
Most Yards:	Broncos:	94	(at NYG, Sept. 12, TD, 4 plays, 1:48)
	Opponent:	94	(vs. Was., Oct. 31, TD, 10 plays, 6:24)
Most Time:	Broncos:	8:55	(at Jac., Sept. 19, FG, 13 plays, 61 yds.)
	Opponent:	7:49	(vs. K.C., Jan. 8, TD, 17 plays, 91 yds.)

SHORTEST SCORING DRIVES OF 2021

Fewest Plays:	Broncos:	1	(at L.V., Dec. 26, TD, 1 yd., 0:03)
	Opponent:	2	(vs. Cin., Dec. 19, FG, 19 yds., 0:09)
Fewest Yards:	Broncos:	1	(at L.V., Dec. 26, TD, 1 play, 0:03)
	Opponent:	8	(at K.C., Dec. 5, FG, 4 plays, 1:34)
Least Time:	Broncos:	0:03	(at L.V., Dec. 26, TD, 1 play, 1 yd.)
	Opponent:	0:09	(vs. Cin., Dec. 19., FG, 2 plays, 19 yds.)

2021 SACK CHART

Shelby Harris (6.0) — 1 vs. NYJ (9/26), 1 at Cle. (10/21), 0.5 vs. Was. (10/31), 1 vs. Cin. (12/19), 1.5 at L.V. (12/26), 1 vs. K.C. (1/8). **Dre'Mont Jones (5.5)** — 1.5 vs. Was. (10/31), 1 at Dal. (11/7), 1 vs. K.C. (12/5), 2 vs. Det. (12/12). **Malik Reed (5.0)** — 1 vs. NYJ (9/26), 1 at Pit. (10/10), 2 vs. Was. (10/31), 1 vs. Phi. (11/14). **Von Miller (4.5)** — 2 at NYG (9/12), 1 at Jac. (9/19), 1 vs. NYJ (9/26), 0.5 vs. Bal. (10/3). **Stephen Weatherly (2.5)** — 1 vs. Was. (10/31), 1 vs. LAC (11/28), 0.5 at L.V. (12/26). **Jonathon Cooper (2.5)** — 2 at Dal. (11/7), 0.5 vs. Cin. (12/19). **Alexander Johnson (2.0)** — 2 vs. NYJ (9/26). **Caden Sterns (2.0)** — 2 vs. Bal. (10/3). **Justin Simmons (1.5)** — 1.5 vs. Cin. (12/19). **McTelvin Agim (1.5)** — 0.5 vs. Bal. (10/3), 1 vs. LAC (11/28). **Bryce Callahan (1.0)** — 1 vs. L.V. (10/17). **Kareem Jackson (1.0)** — 1 vs. L.V. (10/17). **DeShawn Williams (1.0)** — 1 vs. LAC (11/28).

2021 INTERCEPTION CHART

Justin Simmons (5) — 1 vs. NYJ (9/26), 2 vs. Was. (10/31), 1 vs. Phi. (11/14), 1 vs. Det. (12/12). **Pat Surtain II (4)** — 1 at Jac. (9/19), 2 vs. LAC (11/28), 1 at K.C. (12/5). **Caden Sterns (2)** — 1 vs. NYJ (9/26), 1 at Dal. (11/7). **Bradley Chubb (1)** — 1 at L.V. (12/26). **Kareem Jackson (1)** — 1 at Jac. (9/19).

2021 GAME-BY-GAME STARTERS

OFFENSE

GAME	WR	LT	LG	C	RG	RT	TE	WR	QB	RB	TE (Other)
at NYG (9/12)	T. Patrick	Bolles	Risner	Cushenberry	Glasgow	Massie	Fant	Sutton	Bridgewater	Gordon	Judy (WR)
at Jac. (9/19)	T. Patrick	Bolles	Risner	Cushenberry	Muti	Massie	Fant	Sutton	Bridgewater	Gordon	Hamler (WR)
vs. NYJ (9/26)	T. Patrick	Bolles	Risner	Cushenberry	Glasgow	Massie	Fant	Sutton	Bridgewater	Gordon	Hamler (WR)
vs. Bal. (10/3)	T. Patrick	Bolles	Meinerz	Cushenberry	Muti	Massie	Fant	Sutton	Bridgewater	Gordon	Okwuegbunam
at Pit. (10/10)	T. Patrick	Bolles	Risner	Cushenberry	Glasgow	Massie	Fant	Sutton	Bridgewater	Gordon	Saubert
vs. L.V. (10/17)	T. Patrick	Bolles	Risner	Cushenberry	Glasgow	Massie	Fant	Sutton	Bridgewater	Gordon	Saubert
at Cle. (10/21)	T. Patrick	Bolles	Risner	Cushenberry	Glasgow	Massie	Fant	Sutton	Bridgewater	Gordon	Saubert
vs. Was. (10/31)	T. Patrick	Bolles	Risner	Cushenberry	Glasgow	Massie	Fant	Sutton	Bridgewater	Gordon	Okwuegbunam
at Dal. (11/7)	T. Patrick	Anderson	Risner	Cushenberry	Glasgow	Massie	Saubert	Sutton	Bridgewater	Gordon	Okwuegbunam
vs. Phi. (11/14)	T. Patrick	Anderson	Risner	Cushenberry	Meinerz	Fleming	Fant	Sutton	Bridgewater	Gordon	Okwuegbunam
vs. LAC (11/28)	T. Patrick	Anderson	Risner	Cushenberry	Meinerz	Fleming	Fant	Sutton	Bridgewater	Gordon	Judy (WR)
at K.C. (12/5)	T. Patrick	Bolles	Risner	Cushenberry	Meinerz	Massie	Fant	Sutton	Bridgewater	J. Williams	Judy (WR)
vs. Det. (12/12)	T. Patrick	Bolles	Risner	Cushenberry	Meinerz	Massie	Fant	—	Bridgewater	Gordon	Judy (WR)
vs. Cin. (12/19)	T. Patrick	Bolles	Risner	Cushenberry	Meinerz	Massie	Fant	Sutton	Bridgewater	Gordon	Judy (WR)
at L.V. (12/26)	T. Patrick	Bolles	Risner	Schlotzman	Meinerz	Massie	Fant	Sutton	Lock	Gordon	Okwuegbunam
at LAC (1/2)	Hinton	Bolles	Risner	Cushenberry	Meinerz	Fleming	Fant	Sutton	Lock	Gordon	J. Williams (RB)
vs. K.C. (1/8)	T. Patrick	Bolles	Muti	Cushenberry	Meinerz	Fleming	Fant	Sutton	Lock	Gordon	Okwuegbunam

DEFENSE

GAME	DE	NT	DE	SLB	WLB	ILB	ILB	LCB	RCB	SS	FS
at NYG (9/12)	Harris	Purcell	Jones	Miller	Reed	Johnson	Jewell	Fuller	Darby	Jackson	Simmons
at Jac. (9/19)	Harris	Purcell	Jones	Miller	Chubb	Johnson	Jewell	Fuller	Surtain II	Jackson	Simmons
vs. NYJ (9/26)	Harris	Purcell	Jones	Miller	Reed	Johnson	Strnad	Fuller	Surtain II	Jackson	Simmons
vs. Bal. (10/3)	Harris	Purcell	Jones	Miller	Reed	Johnson	Strnad	Fuller	Surtain II	Jackson	Simmons
at Pit. (10/10)	Harris	Purcell	Callahan (CB)	Miller	Reed	Johnson	Strnad	Fuller	Surtain II	Jackson	Simmons
vs. L.V. (10/17)	Harris	Purcell	Jones	Miller	Reed	Johnson	Strnad	Surtain II	Darby	Jackson	Simmons
at Cle. (10/21)	Harris	Purcell	Callahan (CB)	Miller	Reed	Kiser	Strnad	Surtain II	Darby	Jackson	Simmons
vs. Was. (10/31)	Harris	D. Williams	Callahan (CB)	Cooper	Reed	Browning	Young	Surtain II	Darby	Jackson	Simmons
at Dal. (11/7)	Harris	D. Williams	Fuller (CB)	Cooper	Weatherly	Browning	Young	Surtain II	Darby	Jackson	Simmons
vs. Phi. (11/14)	Harris	D. Williams	Fuller (CB)	Cooper	Reed	Browning	Young	Surtain II	Darby	Jackson	Simmons
vs. LAC (11/28)	D. Williams	Purcell	Jones	Chubb	Reed	Browning	Young	Surtain II	Darby	Sterns	Simmons
at K.C. (12/5)	Harris	D. Williams	Fuller (CB)	Chubb	Reed	Browning	Young	Surtain II	Darby	Jackson	Simmons
vs. Det. (12/12)	Harris	Purcell	D. Williams	Chubb	Cooper	Browning	Young	Surtain II	Darby	Jackson	Simmons
vs. Cin. (12/19)	D. Williams	Harris	Callahan (CB)	Chubb	Cooper	Browning	Griffith	Surtain II	Darby	Jackson	Simmons
at L.V. (12/26)	Harris	D. Williams	Callahan (CB)	Chubb	Reed	Browning	Griffith	Surtain II	Darby	Jackson	Simmons
at LAC (1/2)	Harris	Jones (DE)	Hairston (CB)	Patrick	Reed	A. Patrick	Griffith	Surtain II	Fuller	Jackson	Simmons
vs. K.C. (1/8)	Harris	Purcell	Callahan (CB)	Chubb	Reed	Browning	Griffith	Fuller	Ojemudia	Sterns	Simmons

2021 INDIVIDUAL SINGLE-GAME HIGHS

BRONCOS

STATISTIC	TOTAL	PLAYER(S)
YARDS RUSHING	111	2x, last: Melvin Gordon III vs. Det. (12/12/21)
RUSHING ATTEMPTS	24	Melvin Gordon III, vs. Det. (12/12/21)
RUSHING TOUCHDOWNS	2	Melvin Gordon III, vs. Det. (12/12/21)
YARDS PASSING	334	Teddy Bridgewater, vs. L.V. (10/17/21)
PASS ATTEMPTS	49	Teddy Bridgewater, vs. L.V. (10/17/21)
PASS COMPLETIONS	35	Teddy Bridgewater, vs. L.V. (10/17/21)
TOUCHDOWN PASSES	3	Teddy Bridgewater, vs. L.V. (10/17/21)
PASSES HAD INTERCEPTED	3	Teddy Bridgewater, vs. L.V. (10/17/21)
RECEPTIONS	9	2x, last: Noah Fant, vs. L.V. (10/17/21)
RECEIVING YARDS	159	Courtland Sutton, at Jac. (9/19/21)
RECEIVING TOUCHDOWNS	1	20x, last: Noah Fant, at LAC (1/2/22)
TOTAL YARDS FROM SCRIMMAGE	178	Javonte Williams, at K.C. (12/5/21)
ALL-PURPOSE YARDS	178	Javonte Williams, at K.C. (12/5/21)
FIELD GOALS	4	Brandon McManus, vs. NYJ (9/26/21)
INTERCEPTIONS	2	2x, last: Pat Surtain II, vs. LAC. (11/28/21)
SACKS	2	6x, last: Dre'Mont Jones, vs. Det. (12/12/21)
LONGEST RUN FROM SCRIMMAGE	70t	Melvin Gordon III, at NYG (9/12/21)
LONGEST PASS COMPLETION	64	Teddy Bridgewater, vs. Phi. (11/14/21)
LONGEST PASS RECEPTION	64	Albert Okwuegbunam, vs. Phi. (11/14/21)
LONGEST INTERCEPTION RETURN	70t	Pat Surtain II, vs. LAC. (11/28/21)
LONGEST PUNT RETURN	25	Diontae Spencer, at Jac. (9/19/21)
LONGEST KICKOFF RETURN	26	Diontae Spencer, at K.C. (12/5/21)
LONGEST PUNT	68	Sam Martin, vs. Bal. (10/3/21)
LONGEST FIELD GOAL	61	Brandon McManus, at LAC (1/2/22)

OPPONENTS

STATISTIC	TOTAL	PLAYER(S)
YARDS RUSHING	146	D'Ernest Johnson, at Cle. (10/21/21)
RUSHING ATTEMPTS	27	Josh Jacobs, at L.V. (12/26/21)
RUSHING TOUCHDOWNS	1	9x, last: Austin Ekeler, at LAC (1/2/22)
YARDS PASSING	341	Derek Carr, vs. L.V. (10/17/21)
PASS ATTEMPTS	44	2x, last: Patrick Mahomes, vs. K.C. (1/8/22)
PASS COMPLETIONS	28	Justin Herbert, vs. LAC (11/28/21)
TOUCHDOWN PASSES	2	7x, last: Patrick Mahomes, vs. K.C. (1/8/22)
PASSES HAD INTERCEPTED	2	4x, last: Justin Herbert, vs. LAC (11/28/21)
RECEPTIONS	8	3x, last: Mecole Hardman vs. K.C. (1/8/22)
RECEIVING YARDS	130	Chase Claypool, at Pit. (10/10/21)
RECEIVING TOUCHDOWNS	2	2x, last: DeVonta Smith, vs. Phi. (11/14/21)
TOTAL YARDS FROM SCRIMMAGE	168	D'Ernest Johnson, at Cle. (10/21/21)
ALL-PURPOSE YARDS	168	D'Ernest Johnson, at Cle. (10/21/21)
FIELD GOALS	3	4x, last: Evan McPherson, vs. Cin. (12/19/21)
TACKLES	15	Germaïne Pratt, vs. Cin. (12/19/21)
INTERCEPTIONS	1	9x, last: Sorensen/Thornhill, at K.C. (12/5/21)
SACKS	3	Maxx Crosby, vs. L.V. (10/17/21)
LONGEST RUN FROM SCRIMMAGE	35	Craig Reynolds, vs. Det. (12/12/21)
LONGEST PASS COMPLETION	59	Ben Roethlisberger, at Pit. (10/10/21)
LONGEST PASS RECEPTION	59	Chase Claypool, at Pit. (10/10/21)
LONGEST INTERCEPTION RETURN	75t	Daniel Sorensen, vs. K.C. (12/5/21)
LONGEST PUNT RETURN	42	Devin Duvernay, vs. Bal. (10/3/21)
LONGEST KICKOFF RETURN	102t	Jamal Agnew, at Jac. (9/19/21)
LONGEST PUNT	71	A.J. Cole, vs. L.V. (10/17/21)
LONGEST FIELD GOAL	58	Evan McPherson, vs. Cin. (12/19/21)

2021 TEAM SINGLE-GAME HIGHS & LOWS

BRONCOS

STATISTIC	HIGH	LOW
TOTAL FIRST DOWNS	25 2x, last: vs. Det. (12/12/21)	8 at L.V. (12/26/21)
TOTAL NET YARDS	421 vs. L.V. (10/17/21)	158 at L.V. (12/26/21)
TOTAL OFFENSIVE PLAYS	77 vs. L.V. (10/17/21)	40 at L.V. (12/26/21)
NET YARDS RUSHING	191 vs. K.C. (1/8/22)	18 at L.V. (12/26/21)
RUSHING ATTEMPTS	41 at Dal. (11/7/21)	14 at Cle. (10/21/21)
NET YARDS PASSING	309 vs. L.V. (10/17/21)	140 at L.V. (12/26/21)
PASS ATTEMPTS	49 vs. L.V. (10/17/21)	22 at L.V. (12/26/21)
PASS COMPLETIONS	35 vs. L.V. (10/17/21)	13 vs. K.C. (1/8/22)
PASSES HAD INTERCEPTED	3 vs. L.V. (10/17/21)	0 11x, last: vs. K.C. (1/8/22)
TIMES SACKED	5 2x, last: vs. L.V. (10/17/21)	1 6x, last: vs. K.C. (1/8/22)
PUNTS	10 vs. Bal. (10/3/21)	2 at NYG (9/12/21)
GROSS PUNTING AVERAGE	53.3 at K.C. (12/5/21)	31.3 at Dal. (11/7/21)
NET PUNTING AVERAGE	50.8 vs. Phi. (11/14/21)	31.3 at Dal. (11/7/21)
PUNT RETURNS	3 2x, last: at K.C. (12/5/21)	0 3x, last: vs. K.C. (1/8/22)
PUNT RETURN YARDS	29 at Jac. (9/19/21)	0 3x, last: vs. K.C. (1/8/22)
KICKOFF RETURNS	4 vs. L.V. (10/17/21)	0 8x, last: at LAC (1/2/22)
KICKOFF RETURN YARDS	66 vs. L.V. (10/17/21)	0 9x, last: vs. K.C. (1/8/22)
INTERCEPTION RETURNS	2 4x, last: vs. LAC (11/28/21)	0 8x, last: vs. K.C. (1/8/22)
INTERCEPTION RETURN YARDS	81 vs. NYJ (9/26/21)	0 10x, last: at K.C. (1/8/22)
PENALTIES	10 at Jac. (9/19/21)	2 2x, last: vs. Det. (12/12/21)
YARDS PENALIZED	101 at Jac. (9/19/21)	15 at Cle. (10/21/21)
FUMBLES	2 2x, last: at K.C. (12/5/21)	0 7x, last: at L.V. (12/26/21)
FUMBLES LOST	1 9x, last: vs. K.C. (1/8/22)	0 8x, last: at L.V. (12/26/21)
SACKS MADE	5 2x, last: vs. Was. (10/31/21)	0 at LAC (1/2/22)
FUMBLES FORCED	1 6x, last: at L.V. (12/26/21)	0 11x, last: at K.C. (1/8/22)
FUMBLES RECOVERED	2 at L.V. (12/26/21)	0 12x, last: at K.C. (1/8/22)
TIME OF POSSESSION	41:12 at Dal. (11/7/21)	23:09 at Cle. (10/21/21)

OPPONENTS

STATISTIC	High	Low
TOTAL FIRST DOWNS	28 vs. K.C. (1/8/22)	11 vs. NYJ (9/26/21)
TOTAL NET YARDS	426 vs. L.V. (10/17/21)	162 vs. NYJ (9/26/21)
TOTAL OFFENSIVE PLAYS	74 vs. K.C. (1/8/22)	50 at Jac. (9/19/21)
NET YARDS RUSHING	216 vs. Phi. (11/14/21)	43 vs. NYJ (9/26/21)
RUSHING ATTEMPTS	40 at L.V. (12/26/21)	13 vs. NYJ (9/26/21)
NET YARDS PASSING	340 vs. L.V. (10/17/21)	114 at Jac. (9/19/21)
PASS ATTEMPTS	44 2x, last: vs. K.C. (1/8/22)	22 vs. Cin. (12/19/21)
PASS COMPLETIONS	28 vs. LAC (11/28/21)	14 at Jac. (9/19/21)
TIMES SACKED	5 2x, last: vs. Was. (10/31/21)	0 at LAC (1/2/22)
GROSS PUNTING AVERAGE	66.0 vs. Was. (10/31/21)	38.3 at LAC (1/2/22)
NET PUNTING AVERAGE	51.0 vs. Was. (10/31/21)	30.5 vs. K.C. (1/8/22)
PUNT RETURNS	3 2x, last: vs. Cin. (12/19/21)	0 2x, last: vs. LAC (11/28/21)
PUNT RETURN YARDS	64 vs. Bal. (10/3/21)	-4 vs. Det. (12/12/21)
KICKOFF RETURNS	2 5x, last: at LAC (1/2/22)	0 8x, last: vs. K.C. (1/8/22)
KICKOFF RETURN YARDS	148 at LAC (1/2/22)	0 8x, last: vs. K.C. (1/8/22)
INTERCEPTION RETURNS	3 vs. L.V. (10/17/21)	0 11x, last: vs. K.C. (1/8/22)
INTERCEPTION RETURN YARDS	88 at K.C. (12/5/21)	0 14x, last: vs. K.C. (1/8/22)
PENALTIES	9 3x last: vs. LAC (11/28/21)	3 2x, last: at LAC (1/2/22)
YARDS PENALIZED	90 vs. NYJ (9/26/21)	22 at LAC (1/2/22)
FUMBLES	2 4x, last: at L.V. (12/26/21)	0 9x, last: vs. K.C. (1/8/22)
FUMBLES LOST	2 at L.V. (12/26/21)	0 12x, last: vs. K.C. (1/8/22)
SACKS MADE	5 2x, last: vs. L.V. (10/17/21)	1 6x, last: vs. K.C. (1/8/22)
FUMBLES FORCED	2 vs. Phi. (11/14/21)	0 8x, last: at LAC (12/26/21)
FUMBLES RECOVERED	1 9x, last: vs. K.C. (1/8/22)	0 8x, last: at L.V. (12/26/21)
TIME OF POSSESSION	36:51 at Cle. (10/21/21)	18:48 at Dal. (11/7/21)

2021 BRONCOS GAME-BY-GAME STATISTICS

	at NYG (9/12)	at Jac. (9/19)	vs. NYJ (9/26)	vs. Bal. (10/3)	at Pitt. (10/10)	vs. L.V. (10/17)	at Cle. (10/21)	vs. Was. (10/31)	at Dal. (11/7)	vs. Phi. (11/14)	vs. LAC (11/28)	at K.C. (12/5)	vs. Det. (12/12)	vs. Cin. (12/19)	at L.V. (12/26)	at LAC (1/2)	vs. K.C. (1/8)	TOTALS
First Downs																		
Total	24	22	23	15	17	25	15	17	23	17	23	22	25	19	8	18	18	331
Rushing	4	9	9	5	3	6	3	6	12	5	11	12	14	10	2	5	8	124
Passing	17	11	10	9	14	18	11	10	9	9	9	10	10	8	4	11	9	179
Penalty	3	2	4	1	0	1	1	1	2	3	3	0	1	1	2	2	1	28
Third-Down Efficiency																		
Converted	7	2	4	3	2	5	1	7	8	1	8	4	8	7	1	3	7	82
Attempts	15	11	11	14	12	14	11	13	15	11	11	14	12	16	10	11	12	213
Efficiency	46.7%	18.2%	36.4%	21.4%	16.7%	35.7%	45.5%	53.9%	53.3%	9.1%	72.7%	28.6%	66.7%	43.8%	10.0%	27.3%	58.3%	38.5%
Fourth-Down Efficiency																		
Converted	3	2	0	0	3	1	1	0	0	0	2	3	1	0	1	1	0	16
Attempts	3	2	0	0	4	3	1	0	0	2	0	6	1	1	4	0	0	28
Efficiency	100.0%	100.0%	—	—	75.0%	33.3%	100.0%	—	—	0.0%	—	50.0%	100.0%	0.0%	100.0%	25.0%	—	57.1%
Total Offense																		
Net Yards	420	398	343	254	374	421	223	273	407	308	302	404	358	292	158	319	364	5,618
Plays	66	67	64	59	58	77	49	51	73	55	59	72	65	71	40	56	54	1,036
Avg./play	6.4	5.9	5.4	4.3	6.4	5.5	4.6	5.4	5.6	5.6	5.1	5.6	5.5	4.1	4.0	5.7	6.7	5.4
Rushing																		
Net Yards	165	96	120	106	106	112	41	83	190	96	147	154	184	133	18	83	191	2,025
Attempts	28	30	37	17	18	23	14	21	41	18	33	31	39	34	16	27	28	455
Avg./rush	5.9	3.2	3.2	6.2	5.9	4.9	2.9	4.0	4.6	5.3	4.5	5.0	4.7	3.9	1.1	3.1	6.8	4.5
TFL - yds.	3-4	2-7	6-10	2-4	2-5	0-0	0-0	1-1	5-12	1-4	2-3	2-2	3-3	3-4	3-11	3-11	3-8	41-89
Passing																		
Net Yards	255	302	223	148	268	309	182	190	217	212	155	250	174	159	140	236	173	3,593
Sacks	2	3	2	5	2	5	2	4	4	1	1	1	1	3	2	1	1	40
Yds. Lost	9	26	12	30	20	25	5	23	32	14	0	7	5	27	13	10	5	263
Gross Yds.	264	328	235	178	288	334	187	213	249	226	155	257	179	186	153	246	178	3,856
Attempts	36	34	25	37	38	49	33	26	28	36	25	40	25	34	22	28	25	541
Compl.	28	26	19	19	24	35	23	19	19	22	15	22	18	18	15	19	13	354
Pct.	77.8%	76.5%	76.0%	51.3%	63.2%	71.4%	69.7%	73.1%	67.9%	61.1%	60.0%	55.0%	72.0%	52.9%	68.2%	67.9%	52.0%	65.4%
Int.	0	0	0	1	0	0	0	1	2	0	0	0	0	0	0	0	0	9
Avg./play	6.7	8.2	8.3	3.5	6.7	5.7	5.2	6.3	6.8	5.7	6.0	6.1	6.7	4.3	5.8	8.1	6.7	6.2
Kickoffs																		
No.	6	6	7	2	5	5	3	4	7	4	5	3	6	3	4	3	5	78
In End Zone-TB	6-4	6-4	6-6	2-2	4-3	4-4	3-2	4-4	7-5	4-4	5-5	2-2	6-6	2-2	3-3	3-1	5-5	72-62
Punts																		
No.	2	4	3	10	4	4	3	3	3	3	3	3	6	5	3	3	6	67
Yards	78	180	122	491	176	164	202	135	94	212	125	160	130	309	223	137	145	3,083
Avg.	39.0	45.0	40.7	49.1	44.0	41.0	50.5	45.0	31.3	53.0	41.7	53.3	43.3	51.5	44.6	45.7	48.3	46.0
Net Avg.	38.0	44.5	40.7	38.7	44.0	39.8	47.3	41.0	31.3	50.8	41.7	49.0	44.7	44.5	43.4	44.0	46.7	42.8
Had Blocked	0	0	0	0	0	0	0	0	0	0	0	0	0	0	0	0	0	1
Kicks, Had Blocked	0	0	0	0	0	0	0	0	1	0	0	0	0	0	0	0	0	0
Field Goals-PATs	2-3	3-2	4-2	0-1	2-1	1-3	0-2	1-2	3-1	2-1	0-4	1-0	1-5	1-1	2-1	2-1	1-3	26-31
Punt Returns																		
No.	2	2	2	3	2	0	2	1	1	2	2	3	2	2	0	2	0	28
Yards	24	29	16	22	26	0	16	15	1	27	13	6	13	18	0	4	0	230
Avg.	12.0	14.5	8.0	7.3	13.0	—	8.0	15.0	1.0	13.5	6.5	2.0	6.5	9.0	—	2.0	—	8.2
Kickoff Returns																		
No.	0	0	0	2	2	4	3	0	2	0	1	2	0	0	1	0	1	18
Yards	0	0	0	36	40	66	56	0	24	0	7	44	0	0	18	0	0	291
Avg.	—	—	—	18.0	20.0	16.5	18.7	—	12.0	—	7.0	22.0	—	—	18.0	—	0.0	16.2
Interception Returns																		
No.	0	2	2	0	0	0	0	2	1	1	2	1	1	0	1	0	0	13
Yards	0	7	81	0	0	0	0	24	1	17	70	0	0	0	21	0	0	221
Avg.	—	3.5	40.5	—	—	—	—	12.0	1.0	17.0	35.0	0.0	0.0	—	21.0	—	—	17.0
Penalties																		
No.	5	10	6	4	7	6	2	4	5	4	5	5	2	6	3	3	6	83
Yds. Lost	51	101	50	25	67	53	15	35	37	29	35	37	18	60	30	23	45	711
Fumbles																		
No.	1	0	1	0	0	1	0	1	0	2	1	2	0	1	0	1	1	12
Lost	1	0	1	0	0	1	0	1	0	1	0	1	0	1	0	1	1	9
Touchdowns																		
Total TDs	3	2	1	2	3	2	2	3	1	4	1	5	1	1	1	3	6	37
Rush	1	0	2	0	0	0	0	1	2	1	2	3	0	0	1	0	3	16
Pass	2	2	0	1	2	3	2	1	1	0	1	1	2	1	0	1	0	20
Returns	0	0	0	0	0	0	0	0	0	0	1	0	0	0	0	0	0	1
Fumble Returns	0	0	0	0	0	0	0	0	0	0	0	0	0	0	0	0	0	0
Interception Returns	0	0	0	0	0	0	0	0	0	0	1	0	0	0	0	0	0	1
Extra Points																		
Made-Attempts	3-3	2-2	2-2	1-1	1-2	3-3	2-2	2-2	2-3	1-1	4-4	0-1	5-5	1-1	1-1	1-1	3-3	34-37
Kicking Mid.-Att.	3-3	2-2	2-2	1-1	1-1	3-3	2-2	2-2	1-2	1-1	4-4	0-0	5-5	1-1	1-1	1-1	3-3	33-34
Rushing Mid.-Att.	0-0	0-0	0-0	0-0	0-0	0-0	0-0	0-0	0-0	0-0	0-0	0-0	0-0	0-0	0-0	0-0	0-0	0-0
Passing Mid.-Att.	0-0	0-0	0-0	0-0	0-1	0-0	0-0	0-0	1-1	0-0	0-0	0-1	0-0	0-0	0-0	0-0	0-0	1-3
Field Goals																		
Made-Attempts	2-2	3-3	4-4	0-0	2-2	1-1	0-0	1-2	3-4	2-3	0-0	1-1	1-1	1-2	2-3	2-2	1-1	26-31
Red Zone Efficiency																		
Scored-Attempts	2-5	2-4	2-5	1-2	1-3	2-3	2-2	2-2	2-3	1-5	3-3	1-3	5-5	0-1	1-1	1-3	1-3	29-53
Efficiency	40.0%	50.0%	40.0%	50.0%	33.3%	66.7%	100.0%	100.0%	66.7%	20.0%	100.0%	33.3%	100.0%	0.0%	100.0%	33.3%	33.3%	54.7%
Goal-to-Go Efficiency																		
Scored-Attempts	1-1	0-2	2-4	1-1	1-3	1-1	2-2	0-0	2-2	1-3	3-3	0-0	3-3					

2021 OPPONENTS GAME-BY-GAME STATISTICS

	atNYG (9/12)	atJac. (9/19)	vs. NYJ (9/26)	vs. Bal. (10/5)	atPit. (10/10)	vs. L.V. (10/17)	atCle. (10/21)	vs. Was. (10/31)	atDal. (11/7)	vs. Phi. (11/14)	vs. LAC (11/28)	atK.C. (12/5)	vs. Det. (12/12)	vs. Cin. (12/19)	atL.V. (12/26)	atLAC (1/2)	vs. K.C. (1/8)	TOTALS
First Downs																		
Total	19	12	11	20	19	16	23	21	14	22	20	15	17	12	22	21	28	312
Rushing	3	3	1	6	5	4	12	6	2	12	3	7	7	5	10	7	6	99
Passing	13	6	10	14	12	11	11	14	11	10	15	8	9	5	11	13	19	192
Penalty	3	3	0	0	2	1	0	1	1	0	2	0	1	2	1	1	3	21
Third-Down Efficiency																		
Converted	6	4	4	7	7	4	9	5	5	6	7	5	5	4	6	9	8	101
Attempts	12	11	13	17	17	11	15	14	13	13	14	12	14	13	12	15	14	225
Efficiency	50.0%	36.4%	30.8%	41.2%	58.3%	36.4%	60.0%	35.7%	38.5%	46.2%	50.0%	41.7%	35.7%	30.8%	50.0%	60.0%	57.1%	44.9%
Fourth-Down Efficiency																		
Converted	1	1	0	0	0	0	1	1	0	0	1	0	3	0	1	1	1	11
Attempts	3	1	2	0	0	0	1	5	4	0	2	0	5	0	1	1	1	26
Efficiency	33.3%	100.0%	0.0%	—	—	—	100.0%	20.0%	0.0%	—	50.0%	—	60.0%	—	100.0%	100.0%	100.0%	42.3%
Total Offense																		
Net Yards	314	189	162	406	391	426	376	342	290	386	357	267	316	249	342	341	390	5,544
Plays	59	50	53	70	61	52	67	68	57	64	64	54	62	51	67	66	74	1,039
Avg./play	5.3	3.8	3.1	5.8	6.4	8.2	5.6	5.0	5.1	6.0	5.6	4.9	5.1	4.9	5.1	5.2	5.3	5.3
Rushing																		
Net Yards	60	75	43	102	147	86	182	112	78	216	72	89	118	113	160	104	135	1,892
Attempts	20	16	13	30	35	23	33	24	16	39	17	24	21	26	40	35	29	441
Avg./rush	3.0	4.7	3.3	3.4	4.2	3.7	5.5	4.7	4.9	5.5	4.2	3.7	5.6	4.3	4.0	3.0	4.7	4.3
TFL - yds.	2-3	1-1	1-7	3-4	4-7	0-0	1-2	0-0	2-3	3-11	1-1	1-4	2-6	1-1	2-6	4-10	0-0	28-66
Passing																		
Net Yards	254	114	119	304	244	340	194	230	212	170	285	178	198	136	182	237	255	3,652
Sacks	2	1	5	3	1	2	1	5	2	2	3	1	2	3	2	0	1	36
Yds. Lost	13	4	41	12	9	1	5	40	20	8	18	6	17	21	19	0	15	249
Gross Yds.	267	118	160	316	253	341	199	270	232	178	303	184	215	157	201	237	270	3,901
Attempts	37	33	35	37	25	27	33	39	39	23	44	29	39	22	25	31	44	562
Compl.	22	14	19	22	15	18	21	24	19	16	28	15	24	15	20	22	27	341
Pct.	59.5%	42.4%	54.2%	59.5%	60.0%	66.7%	63.6%	61.5%	48.7%	69.6%	63.6%	51.7%	61.5%	68.2%	80.0%	71.0%	61.4%	60.7%
Int.	0	2	2	0	0	0	2	1	1	1	2	1	1	0	1	0	0	13
Avg./play	6.5	3.4	3.0	7.6	9.4	11.7	5.7	5.2	5.2	6.8	6.1	5.9	4.8	5.4	6.7	7.6	5.7	6.1
Kickoffs																		
No.	2	3	1	5	6	7	4	3	3	7	3	6	3	4	4	7	6	74
In End Zone-TB	2-2	2-2	1-1	3-3	5-4	5-3	1-1	3-3	0-0	7-7	2-2	5-4	3-3	4-4	3-3	7-7	5-5	58-54
Punts																		
No.	3	4	6	7	2	4	3	1	4	3	4	2	7	2	2	2	2	60
Yards	162	227	280	335	119	228	155	66	194	154	136	190	106	368	85	115	101	3,021
Avg.	54.0	56.8	46.7	47.9	59.5	57.0	51.7	66.0	48.5	51.3	45.3	47.5	53.0	52.6	42.5	38.3	50.5	50.4
Net Avg.	39.3	49.5	44.0	41.9	46.5	47.0	46.3	51.0	38.3	42.3	41.0	46.0	46.5	50.0	42.5	37.0	30.5	43.9
Had Blocked	0	0	0	0	0	0	0	0	0	0	0	0	0	0	0	0	0	0
Kicks, Had Blocked	0	0	0	0	0	0	1	2	0	0	0	0	0	0	0	0	0	3
Field Goals-PATs	0-1	0-1	0-0	3-2	2-3	2-4	1-2	1-1	0-0	3-3	0-1	3-1	1-1	3-0	1-2	2-4	2-2	24-28
Punt Returns																		
No.	1	1	0	3	1	1	2	1	2	2	0	2	1	3	1	2	1	24
Yards	2	2	0	64	0	5	13	12	0	9	0	13	-4	22	6	5	15	154
Avg.	2.0	2.0	—	21.3	0.0	5.0	6.5	12.0	0.0	4.5	—	6.5	-4.0	7.3	6.0	2.5	5.0	6.4
Kickoff Returns																		
No.	2	2	1	0	2	0	1	0	2	0	0	0	0	1	1	2	0	14
Yards	66	120	21	0	35	0	26	0	89	0	0	0	0	23	23	148	0	551
Avg.	33.0	60.0	21.0	—	17.5	—	26.0	—	44.5	—	—	—	—	23.0	23.0	74.0	—	39.4
Interception Returns																		
No.	0	0	0	1	1	3	1	0	0	0	1	2	0	0	0	0	0	9
Yards	0	0	0	0	0	41	0	0	0	0	5	88	0	0	0	0	0	134
Avg.	—	—	—	0.0	0.0	13.7	0.0	—	—	—	5.0	44.0	—	—	—	—	—	14.9
Penalties																		
No.	4	7	9	6	8	6	9	4	5	7	9	7	6	6	3	3	5	104
Yds. Lost	48	70	90	55	59	54	60	29	38	89	75	60	53	38	37	22	45	922
Fumbles																		
No.	1	0	0	0	1	1	0	2	2	0	0	0	1	0	2	0	0	12
Lost	1	0	0	0	1	0	0	0	1	0	0	0	1	0	2	0	0	6
Touchdowns																		
Total TDs	2	2	0	2	3	4	2	1	2	3	2	2	1	1	2	4	3	36
Rush	1	0	0	1	1	2	1	0	0	0	0	1	0	0	1	1	0	9
Pass	1	1	0	1	2	2	1	1	2	2	2	0	1	1	1	2	2	22
Returns	0	1	0	0	0	0	0	0	0	0	0	0	0	0	0	1	0	2
Fumble Returns	0	0	0	0	0	0	0	0	0	1	0	0	0	0	0	0	1	2
Interception Returns	0	0	0	0	0	0	0	0	0	0	0	0	0	0	0	0	0	1
Extra Points																		
Made-Attempts	1-1	1-2	0-0	2-2	3-3	4-4	2-2	1-1	2-2	3-3	1-2	1-2	1-1	0-1	2-2	4-4	3-3	31-35
Kicking Mid.-Att.	1-1	1-2	0-0	2-2	2-2	4-4	2-2	1-1	0-0	3-3	1-1	1-2	1-1	0-0	2-2	4-4	2-2	28-29
Rushing Mid.-Att.	0-0	0-1	0-0	0-0	0-0	0-0	0-0	0-0	0-2	0-0	0-0	0-0	0-0	0-0	0-0	0-0	1-1	3-2
Passing Mid.-Att.	0-0	0-0	0-0	0-0	0-0	0-0	0-0	0-0	0-0	0-1	0-0	0-0	0-1	0-0	0-0	0-0	0-0	0-4
Field Goals																		
Made-Attempts	0-0	0-2	0-0	3-3	2-2	2-3	1-2	1-3	0-0	3-3	0-1	3-3	1-1	3-3	1-1	2-2	2-2	24-31
Red Zone Efficiency																		
Scored-Attempts	1-3	0-0	—	1-3	2-2	2-3	2-3	0-2	2-2	1-3	2-3	1-2	1-3	0-2	2-3	2-4	2-4	21-42
Efficiency	33.3%	—	—	33.3%	100.0%	66.7%	66.7%	0.0%	100.0%	33.0%	66.7%	50.0%	33.0%	0.0%	67.0%	50.0%	50.0%	50.0%
Goal-to-Go Efficiency																		
Scored-Attempts	1-2	0-0	0-0	0-1	1-1	1-1	2-2	0-0	2-2	1-2	0-0	1-1	0-1	0-0	2-2	2-4	1-3	14-22
Efficiency	50.0%	—	—	0.0%	100.0%	100%	100.0%	—	100.0%	50.0%	—	100.0%	0.0%	—	100.0%	50.0%	33.3%	63.6%
Safeties	0	0	0	0	0	0	0	0	0	0	0	0	0	0	0	0	0	0
Total Points	13	13	0	23	27	34	17	10	16	30	13	22	10	15	17	34	28	322
Time of Poss. Avg.	24:52	21:08	24:13	33:07	33:02	25:27	36:51	31:50	18:48	34:58	30:23	26:30	27:53	27:19	36:37	30:16	33:04	29:12

2021 GAME-BY-GAME PARTICIPATION

	atNYG (9/12)	atJac. (9/19)	vs.NYJ (9/26)	vs.Bal. (10/3)	atPit. (10/10)	vs.L.V. (10/17)	atCle. (10/21)	vs.Was. (10/31)	atDal. (11/7)	vs.Phi. (11/14)	vs.LAC (11/28)	atK.C. (12/5)	vs.Det. (12/12)	vs.Cin. (12/19)	atL.V. (12/26)	atLAC (1/2)	vs.K.C. (1/8)	Reg. Season P-S-DNP-INA
Agim, M.	INA	INA	INA	P	INA	INA	P	P	INA	P	P	INA	P	INA	P	INA	INA	7-0-0-9
Anderson, C.	P	P	P	P	P	P	P	P	LT	LT	LT	LT	IR	IR	IR	RC	RC	11-3-0-0
Bailey, Q.	PS	PS	PS	PS	PS	PS	PS	PS	PS	P	P	PS	PS	PS	DNP	P	P	4-0-1-0
Bassey, E.	PUP	PUP	PUP	PUP	PUP	PUP	PUP	PUP	PUP	INA	P	INA	INA	PS	NWT	NWT	NWT	1-0-0-3
Beck, A.	INA	INA	P	P	P	P	P	P	P	P	P	P	P	P	IR	IR	IR	12-0-0-2
Bobenmoyer, J.	P	P	P	P	P	P	P	P	P	P	P	P	P	P	P	P	P	17-0-0-0
Bolles, G.	LT	LT	LT	LT	LT	LT	LT	LT	INA	INA	RC	LT	LT	LT	LT	LT	LT	14-14-0-2
Boone, M.	IR	IR	IR	IR	IR	P	INA	P	INA	P	P	RC	RC	P	P	P	P	8-0-0-2
Bridgewater, T.	QB	QB	QB	QB	QB	QB	QB	QB	QB	QB	QB	QB	QB	QB	INA	INA	IR	14-14-0-2
Brown, J.	NWT	NWT	NWT	NWT	NWT	NWT	P	NWT	NWT	NWT	NWT	NWT	NWT	NWT	NWT	NWT	NWT	2-0-0-0
Browning, B.	P	P	P	INA	P	INA	ILB	ILB	ILB	ILB	ILB	ILB	ILB	ILB	RC	ILB	ILB	14-9-0-2
Callahan, B.	P	P	P	P	CB	P	CB	CB	IR	IR	IR	DNP	CB	CB	RC	CB	CB	11-6-1-0
Chubb, B.	INA	WLB	IR	IR	IR	IR	IR	IR	IR	OLB	SLB	SLB	SLB	SLB	RC	SLB	SLB	7-7-0-1
Cleveland, T.	PS	PS	PS	PS	P	P	P	P	P	INA	NWT	PS	PS	PS	PS/RC	P	P	7-0-0-1
Clinton-Dix, H.	NWT	NWT	NWT	NWT	NWT	NWT	NWT	NWT	NWT	NWT	NWT	NWT	PS	PS	DNP	DNP	RC	0-0-2-0
Cooper, J.	P	P	P	P	P	P	P	P	SLB	SLB	P	WLB	P	P	P	P	P	16-5-0-0
Crockett, D.	P	P	P	P	P	P	P	P	PS	PS	P	PS	P	P	PS	P	PS	12-0-0-0
Cushenberry III, L.	C	C	C	C	C	C	C	C	C	C	C	C	C	C	C	C	C	16-10-0-0
Darby, R.	RCB	IR	IR	IR	INA	RCB	RCB	RCB	RCB	RCB	RCB	RCB	RCB	RCB	INA	IR	IR	11-11-0-2
Fant, N.	TE	TE	TE	TE	TE	TE	TE	TE	TE	TE	TE	TE	TE	TE	TE	TE	TE	16-16-0-0
Farris II, R.	NWT	NWT	NWT	NWT	NWT	PS	PS	PS	PS	PS	PS	PS	PS	PS	PS	PS	PS	1-0-0-0
Fleming, C.	INA	INA	DNP	INA	INA	INA	DNP	P	RT	RT	DNP	DNP	DNP	DNP	RT	RT	RT	5-4-6-6
Ford, M.	P	P	P	P	P	IR	IR	IR	P	P	P	P	P	P	RC	P	P	13-0-0-0
Fulgham, T.	NWT	NWT	NWT	NWT	NWT	NWT	NWT	NWT	NWT	NWT	NWT	NWT	NWT	PS	PS	P	PS	1-0-0-0
Fuller, K.	LCB	LCB	LCB	LCB	LCB	P	DNP	P	CB	CB	P	CB	P	P	P	CB	CB	16-10-1-0
Gafford, R.	NWT	PS	PS	PS	PS	PS	PS	PS	PS	PS	PS	PS	PS	PS	PS	INA	PS	0-0-0-1
Glasgow, G.	RG	INA	RG	INA	RG	RG	RG	RG	RG	IR	IR	IR	IR	IR	IR	IR	IR	7-7-0-2
Grordon III, M.	RB	RB	RB	RB	RB	RB	RB	RB	RB	RB	RB	RB	INA	RB	RB	RB	RB	16-16-0-1
Griffith, J.	P	P	P	IR	IR	IR	P	P	P	P	P	P	ILB	ILB	ILB	ILB	13-4-0-0	
Hairston, N.	P	P	P	P	P	P	P	P	P	P	P	P	P	P	P	P	P	16-1-0-0
Hamilton, J.	NWT	NWT	NWT	NWT	NWT	NWT	NWT	NWT	NWT	NWT	NWT	NWT	NWT	NWT	NWT	INA	INA	0-0-0-2
Hamler, K.	P	WR	WR	IR	IR	IR	IR	IR	IR	IR	IR	IR	IR	IR	IR	IR	IR	3-2-0-0
Harris, J.	PS	PS	PS	PS	PS	PS	PS	PS	PS	PS	PS	PS	PS	PS	PS	P	P	3-0-0-0
Harris, S.	DE	DE	DE	DE	DE	DE	DE	DE	DE	DE	INA	DE	DE	DE	DE	DE	DE	16-16-0-1
Himmelman, D.	PS	PS	PS	PS	PS	PS	PS	PS	DNP	P	PS	PS	PS	PS	INA	PS	P	1-0-1-1
Hinton, K.	PS	P	P	P	P	P	P	P	P	P	P	P	P	P	WR	P	P	16-1-0-0
Jackson, K.	SS	SS	SS	SS	SS	SS	SS	SS	SS	SS	INA	SS	SS	SS	SS	SS	SS	15-15-0-1
Jeady, J.	WR	IR	IR	IR	IR	IR	IR	IR	P	WR	WR	WR	WR	WR	RC	P	P	10-5-0-0
Jewell, J.	ILB	ILB	IR	IR	IR	IR	IR	IR	IR	IR	IR	IR	IR	IR	IR	IR	IR	2-2-0-0
Johnson, A.	ILB	ILB	ILB	ILB	ILB	ILB	ILB	IR	IR	IR	IR	IR	IR	IR	IR	IR	IR	6-6-0-0
Johnson, J.	INA	INA	INA	INA	INA	INA	INA	INA	INA	INA	INA	INA	INA	INA	P	INA	P	3-0-0-14
Jones, D.	DE	DE	DE	DE	P	DE	P	P	P	DE	P	P	P	INA	P	DE	P	16-7-0-1
Kiser, M.	NWT	NWT	P	P	P	ILB	IR	IR	IR	IR	P	DNP	P	P	ILB	P	P	10-2-0-0
Lock, D.	DNP	DNP	DNP	P	DNP	DNP	DNP	DNP	RC	RC	P	DNP	DNP	P	QB	QB	QB	6-3-9-0
Locke, P.	P	P	P	P	P	P	P	P	P	P	P	P	P	P	P	P	P	16-0-0-0
Martin, S.	P	P	P	P	P	P	P	P	P	P	P	P	P	P	P	P	P	17-0-0-0
Massie, B.	RT	RT	RT	RT	RT	RT	RT	RT	RT	INA	INA	RT	RT	RT	RT	RC	INA	13-13-0-3
McCain, M.	NWT	NWT	NWT	NWT	NWT	NWT	NWT	NWT	NWT	NWT	NWT	NWT	NWT	NWT	NWT	NWT	NWT	0-0-0-1
McManus, B.	P	P	P	P	P	P	P	P	P	P	P	P	P	P	P	P	P	17-0-0-0
Meinerz, Q.	DNP	DNP	P	LG	P	P	P	P	P	RG	RG	RG	RG	RG	RG	RG	RG	15-9-2-0
Miller, V.	SLB	SLB	SLB	SLB	SLB	SLB	SLB	INA	NWT	NWT	NWT	NWT	NWT	NWT	NWT	NWT	NWT	7-7-0-1
Mintze, A.	P	P	P	INA	P	P	P	IR	IR	IR	IR	IR	IR	IR	IR	IR	IR	6-0-0-2
Moore, D.	NWT	NWT	NWT	P	INA	PS	PS	NWT	NWT	NWT	NWT	NWT	NWT	NWT	NWT	NWT	NWT	2-0-0-1
Muti, N.	P	RG	P	RG	P	P	P	P	RC	RC	P	P	P	P	P	P	P	15-3-0-0
Ojemudia, M.	IR	IR	IR	IR	IR	IR	IR	IR	IR	IR	IR	INA	INA	INA	INA	P	CB	2-1-0-3
Okwuegbunam, A.	P	P	P	TE	IR	IR	IR	TE	TE	P	P	P	P	P	TE	P	TE	14-6-0-0
Patrick, A.	NWT	NWT	INA	P	INA	INA	P	P	P	P	P	P	P	P	P	P	OLB	12-1-0-3
Patrick, T.	WR	WR	WR	WR	WR	WR	WR	WR	WR	WR	WR	WR	WR	WR	WR	WR	WR	16-16-0-0
Purcell, M.	NT	NT	NT	NT	NT	NT	NT	INA	INA	P	NT	INA	NT	P	P	P	RC	13-10-0-3
Reed, M.	WLB	P	WLB	WLB	WLB	WLB	WLB	INA	WLB	WLB	WLB	RC	RC	WLB	OLB	WLB	WLB	14-13-0-1
Risner, D.	LG	LG	LG	INA	LG	LG	LG	LG	LG	LG	LG	LG	LG	LG	LG	LG	LG	15-15-0-1
Robinson, C.	PS	PS	PS	P	PS	PS	PS	PS	PS	PS	PS	PS	NWT	NWT	NWT	NWT	NWT	3-0-0-0
Rypien, B.	PS	PS	PS	INA	INA	INA	INA	DNP	DNP	INA	INA	INA	INA	DNP	P	DNP	P	1-0-4-9
Saubert, E.	P	P	P	P	TE	TE	TE	P	P	P	P	P	P	P	P	P	P	17-4-0-0
Schlottmann, A.	PS	P	PS	P	PS	PS	PS	PS	P	RC	P	P	P	P	P	P	P	10-1-0-0
Simmons, J.	FS	FS	FS	FS	FS	FS	FS	FS	FS	FS	FS	FS	FS	FS	FS	FS	FS	17-17-0-0
Spencer, D.	P	P	P	P	P	P	P	INA	P	P	P	P	P	P	P	P	P	15-0-0-2
Spencer, M.	PS	PS	PS	PS	PS	PS	PS	PS	PS	PS	PS	PS	PS	PS	PS	PS	PS/RC	1-0-0-0
Sterns, C.	P	P	P	P	P	P	P	P	P	SS	P	P	P	INA	P	RC	SS	15-2-0-1
Strnad, J.	P	P	ILB	ILB	ILB	ILB	ILB	P	P	P	RC	P	P	P	P	P	P	16-5-0-0
Surtain II, P.	P	RCB	RCB	RCB	RCB	RCB	RCB	RCB	RCB	RCB	RCB	RCB	RCB	RCB	RCB	RCB	RCB	16-15-0-0
Sutton, C.	WR	WR	WR	WR	WR	WR	WR	WR	WR	WR	WR	WR	WR	WR	WR	WR	WR	17-16-0-0
Taumoeupu, P.	NWT	NWT	NWT	NWT	NWT	NWT	P	PS	PS	PS/RC	PS	PS	PS	PS	PS	P	NWT	2-0-0-0
Vincent Jr., K.	INA	INA	INA	INA	INA	INA	INA	NWT	NWT	NWT	NWT	NWT	NWT	NWT	NWT	NWT	NWT	0-0-0-8
Wade, B.	PS	PS	PS	PS	PS	PS	P	P	P	PS	PS	NWT	PS	PS	PS/RC	P	PS	4-0-0-0
Weatherly, S.	NWT	NWT	NWT	NWT	NWT	NWT	NWT	P	OLB	P	P	P	P	P	P	P	RC	9-1-0-0
Williams, D.	P	P	P	P	P	P	P	NT	NT	NT	DE	NT	DE	DL	DL	IR	IR	15-8-0-0
Williams, J.	P	P	P	P	P	P	P	P	P	P	P	P	P	P	P	P	P	17-1-0-0
Williams, S.	PS	PS	PS	PS	PS	PS	PS	PS	PS	PS	PS	PS	PS	PS	PS	PS	PS	2-1-0-0
Young, K.	NWT	NWT	NWT	NWT	NWT	NWT	NWT	LB	ILB	ILB	ILB	ILB	ILB	INA	INA	INA	INA	6-6-0-4

KEY: POS - starter; P - played; INA - inactive; PS - practice squad; NWT - not with team; SUS - suspended; IR - injured reserve; RC - COVID-19 list

2021 INDIVIDUAL GAME-BY-GAME STATISTICS — RECEIVING

SUTTON						PATRICK						FANT						JUDY					
Game	No.	Yds.	Avg.	LG	TD	No.	Yds.	Avg.	LG	TD	No.	Yds.	Avg.	LG	TD	No.	Yds.	Avg.	LG	TD			
at NYG (9/12)	1	14	14.0	14	0	4	39	9.8	16	1	6	62	10.3	25	0	6	72	12.0	20	0			
at Jac. (9/19)	9	159	17.7	55	0	3	37	12.3	14	1	4	33	8.3	14	1								
vs. NYJ (9/26)	5	37	7.4	14	0	5	98	19.6	31	0	2	15	7.5	9	0								
vs. Bal. (10/3)	3	47	15.7	32	0	3	39	13.0	19	0	6	46	7.7	14	1								
at Pit. (10/10)	7	120	17.1	39	1	7	89	12.7	23	0	3	20	6.7	9	0								
vs. L.V. (10/17)	8	94	11.8	18	1	3	42	14.0	23	1	9	97	10.8	26	1								
at Cle. (10/21)	5	68	13.6	31	0	2	16	8.0	9	0	5	39	7.8	9	0								
vs. Was. (10/31)	2	40	20.0	31	0	3	64	21.3	31	0	2	8	4.0	7	0								
at Dal. (11/7)	1	9	9.0	9	0	4	85	21.3	44	1	RESERVE/COVID-19												
vs. Phi. (11/14)	2	29	14.5	26	0	3	14	4.7	7	0	5	59	11.8	15	0								
vs. LAC (11/28)	2	17	8.5	12	0	2	26	13.0	19	0	3	12	4.0	7	0								
at K.C. (12/5)	2	15	7.5	10	0	1	9	9.0	9	0	4	33	8.3	12	0								
vs. Det. (12/12)	1	9	9.0	9	0	2	21	10.5	13	0	4	51	12.8	32	0								
vs. Cin. (12/19)	2	12	6.0	7	0	3	42	14.0	25	1	5	57	11.4	28	0								
at L.V. (12/26)	4	33	8.3	16	0	2	18	9.0	13	0	3	30	10.0	20	0								
at LAC (1/2)	3	60	20.0	44	0	RESERVE/COVID-19						6	92	15.3	35	1							
vs. K.C. (1/8)	1	13	13.0	13	0	6	95	15.8	31	0	1	16	16.0	16	0								
TOTALS	58	776	13.4	55	2	53	734	13.8	44	5	68	670	9.9	35	4	38	467	12.3	40	0			

OKWUEGBUNAM						J. WILLIAMS						GORDON III						HINTON					
Game	No.	Yds.	Avg.	LG	TD	No.	Yds.	Avg.	LG	TD	No.	Yds.	Avg.	LG	TD	No.	Yds.	Avg.	LG	TD			
at NYG (9/12)	3	16	5.3	6	1	1	-4	-4.0	-4	0	3	17	5.7	13	0								
at Jac. (9/19)	4	24	6.0	14	0	1	10	10.0	10	0	2	38	19.0	30	0								
vs. NYJ (9/26)	1	6	6.0	6	0	3	33	11.0	17	0	1	21	21.0	21	0								
vs. Bal. (10/3)	1	11	11.0	11	0	3	11	3.7	9	0	2	11	5.5	8	0								
at Pit. (10/10)	INJURED RESERVE					3	25	8.3	10	0	2	9	4.5	6	0								
vs. L.V. (10/17)	INJURED RESERVE					3	15	5.0	10	0	3	23	7.7	11	0								
at Cle. (10/21)	INJURED RESERVE					6	32	5.3	10	1	2	14	7.0	8	1								
vs. Was. (10/31)	3	34	11.3	19	0	2	13	6.5	11	0	3	15	5.0	15	1								
at Dal. (11/7)	4	25	6.3	17	0	0	0	—	0	0	2	15	7.5	8	0								
vs. Phi. (11/14)	3	77	25.7	64	0	2	1	0.5	10	0	1	-2	-2.0	-2	0								
vs. LAC (11/28)	1	12	12.0	12	0	3	57	19.0	42	0	1	5	5.0	5	0								
at K.C. (12/5)	3	21	7.0	10	0	6	76	12.7	34	1	INACTIVE												
vs. Det. (12/12)	5	41	8.2	16	1	1	10	10.0	10	1	0	0	—	0	0								
vs. Cin. (12/19)	3	58	19.3	24	0	4	9	2.3	8	0	1	8	8.0	8	0								
at L.V. (12/26)	0	0	—	—	0	2	8	4.0	7	0	1	4	4.0	4	0								
at LAC (1/2)	2	5	2.5	6	0	1	2	2.0	2	0	3	29	9.7	24	0								
vs. K.C. (1/8)	0	0	—	—	0	2	18	9.0	11	0	1	6	6.0	6	0								
TOTALS	33	330	10.0	64	2	43	316	7.3	42	3	28	213	7.6	30	2	15	175	11.7	40	1			

HAMLER						SAUBERT						BOONE						S. WILLIAMS									
Game	No.	Yds.	Avg.	LG	TD	No.	Yds.	Avg.	LG	TD	No.	Yds.	Avg.	LG	TD	No.	Yds.	Avg.	LG	TD							
at NYG (9/12)	3	41	13.7	22	0	1	7	7.0	7	0	INJURED RESERVE						PRACTICE SQUAD										
at Jac. (9/19)	1	5	5.0	5	0	1	7	7.0	7	0	INJURED RESERVE						PRACTICE SQUAD										
vs. NYJ (9/26)	1	28	28.0	28	0	0	0	—	—	0	INJURED RESERVE						PRACTICE SQUAD										
vs. Bal. (10/3)	INJURED RESERVE					0	0	—	—	0	INJURED RESERVE						PRACTICE SQUAD										
at Pit. (10/10)	INJURED RESERVE					0	0	—	—	0	INJURED RESERVE						PRACTICE SQUAD										
vs. L.V. (10/17)	INJURED RESERVE					3	23	7.7	11	0	1	3	3.0	3	0	INJURED RESERVE						PRACTICE SQUAD					
at Cle. (10/21)	INJURED RESERVE					1	3	3.0	3	0	INACTIVE						PRACTICE SQUAD										
vs. Was. (10/31)	INJURED RESERVE					0	0	—	—	0	0	0	—	—	0	INJURED RESERVE						PRACTICE SQUAD					
at Dal. (11/7)	INJURED RESERVE					1	6	6.0	6	0	0	0	—	—	0	INJURED RESERVE						PRACTICE SQUAD					
vs. Phi. (11/14)	INJURED RESERVE					0	0	—	—	0	INACTIVE						PRACTICE SQUAD										
vs. LAC (11/28)	INJURED RESERVE					1	1	1.0	1	1	0	0	—	—	0	INJURED RESERVE						PRACTICE SQUAD					
at K.C. (12/5)	INJURED RESERVE					0	0	—	—	0	1	19	19.0	19	0	INJURED RESERVE						PRACTICE SQUAD					
vs. Det. (12/12)	INJURED RESERVE					0	0	—	—	0	RESERVE/COVID-19						PRACTICE SQUAD										
vs. Cin. (12/19)	INJURED RESERVE					0	0	—	—	0	RESERVE/COVID-19						PRACTICE SQUAD										
at L.V. (12/26)	INJURED RESERVE					0	0	—	—	0	0	0	—	—	0	INJURED RESERVE						PRACTICE SQUAD					
at LAC (1/2)	INJURED RESERVE					0	0	—	—	0	0	0	—	—	0	1	34	34.0	34	0							
vs. K.C. (1/8)	INJURED RESERVE					0	0	—	—	0	0	0	—	—	0	0	0	—	—	0							
TOTALS	5	74	14.8	28	0	8	47	5.9	11	1	2	22	11.0	19	0	1	34	34.0	34	0							

Drew Lock had one catch for 1 yard (1.0 avg.); Dontae Spencer had one catch for negative three yards (-3.0 avg.).

Staff/Coaches: Peters, Foster, Brockington, 2021 Season History/Results, Year-by-Year Stats, Postseason Records, Honors, Miscellaneous

2021 INDIVIDUAL GAME-BY-GAME STATISTICS — KICK RETURNS

Game	SPENCER					A. PATRICK				
	KR	Yds.	Avg.	LG	TD	KR	Yds.	Avg.	LG	TD
at NYG (9/12)	0	0	—	—	0	NOT ON TEAM				
at Jac. (9/19)	0	0	—	—	0	NOT ON TEAM				
vs. NYJ (9/26)	0	0	—	—	0	INACTIVE				
vs. Bal. (10/3)	2	36	18.0	19	0	0	0	—	0	0
at Pit. (10/10)	2	40	20.0	22	0	0	0	—	0	0
vs. L.V. (10/17)	4	66	16.5	23	0	INACTIVE				
at Cle. (10/21)	3	56	18.7	21	0	INACTIVE				
vs. Was. (10/31)	INACTIVE					0	0	—	0	0
at Dal. (11/7)	2	24	12.0	18	0	0	0	—	0	0
vs. Phi. (11/14)	0	0	—	—	0	0	0	—	0	0
vs. LAC (11/28)	1	7	7.0	7	0	0	0	—	0	0
at K.C. (12/5)	2	44	22.0	26	0	0	0	—	0	0
vs. Det. (12/12)	0	0	—	—	0	0	0	—	0	0
vs. Cin. (12/19)	0	0	—	—	0	0	0	—	0	0
at L.V. (12/26)	1	18	18.0	18	0	0	0	—	0	0
at LAC (1/2)	0	0	—	—	0	0	0	—	0	0
vs. K.C. (1/8)	INACTIVE					1	0	0.0	0	0
TOTALS	17	291	17.1	26	0	1	0	0.0	0	0

2021 INDIVIDUAL GAME-BY-GAME STATISTICS — PUNT RETURNS

Game	SPENCER					HINTON				
	PR	Yds.	Avg.	LG	TD	PR	Yds.	Avg.	LG	TD
at NYG (9/12)	2	24	12.0	13	0	PRACTICE SQUAD				
at Jac. (9/19)	2	29	14.5	25	0	0	0	—	0	0
vs. NYJ (9/26)	2	16	8.0	11	0	0	0	—	0	0
vs. Bal. (10/3)	2	13	6.5	8	0	1	9	9.0	9	0
at Pit. (10/10)	2	26	13.0	13	0	0	0	—	0	0
vs. L.V. (10/17)	0	0	—	—	0	0	0	—	0	0
at Cle. (10/21)	2	16	8.0	13	0	0	0	—	0	0
vs. Was. (10/31)	INACTIVE					1	15	15.0	15	0
at Dal. (11/7)	1	1	1.0	1	0	0	0	—	0	0
vs. Phi. (11/14)	2	27	13.5	19	0	0	0	—	0	0
vs. LAC (11/28)	2	13	6.5	8	0	0	0	—	0	0
at K.C. (12/5)	3	6	2.0	6	0	0	0	—	0	0
vs. Det. (12/12)	2	13	6.5	11	0	0	0	—	0	0
vs. Cin. (12/19)	2	18	9.0	18	0	0	0	—	0	0
at L.V. (12/26)	0	0	—	—	0	0	0	—	0	0
at LAC (1/2)	2	4	2.0	4	0	0	0	—	0	0
vs. K.C. (1/8)	INACTIVE					0	0	—	0	0
TOTALS	26	206	7.9	25	0	2	24	12.0	15	0

2021 KICKING / PUNTING

McMANUS											MARTIN										
Game	1-19	20-29	30-39	40-49	50+	Total	Pct.	LG	PATM/A	Game	No.	Yds.	Avg.	Net	TB	In20	LG	BK			
at NYG (9/12)	0-0	1-1	1-1	0-0	0-0	2/2	100.0	36	3/3	at NYG (9/12)	2	78	39.0	38.0	0	0	41	0			
at Jac. (9/19)	0-0	0-0	1-1	2-2	0-0	3/3	100.0	46	2/2	at Jac. (9/19)	4	180	45.0	44.5	0	4	48	0			
vs. NYJ (9/26)	0-0	1-1	1-1	2-2	0-0	4/4	100.0	47	2/2	vs. NYJ (9/26)	3	122	40.7	40.7	0	1	53	0			
vs. Bal. (10/3)	0-0	0-0	0-0	0-0	0-0	0/0	—	—	1/1	vs. Bal. (10/3)	10	491	49.1	38.7	2	4	68	0			
at Pit. (10/10)	0-0	1-1	1-1	0-0	0-0	2/2	100.0	39	1/1	at Pit. (10/10)	4	176	44.0	44.0	0	4	52	0			
vs. L.V. (10/17)	0-0	0-0	1-1	0-0	0-0	1/1	100.0	32	3/3	vs. L.V. (10/17)	4	164	41.0	39.8	0	2	47	0			
at Cle. (10/21)	0-0	0-0	0-0	0-0	0-0	0/0	—	—	2/2	at Cle. (10/21)	4	202	50.5	47.3	0	0	59	0			
vs. Was. (10/31)	0-0	0-0	0-0	1-1	0-1	1/2	50.0	45	2/2	vs. Was. (10/31)	3	135	45.0	41.0	0	3	48	0			
at Dal. (11/7)	0-0	1-1	0-0	1-1	1-2	3/4	75.0	53	1/2	at Dal. (11/7)	3	94	31.3	31.3	0	0	51	0			
vs. Phi. (11/14)	0-0	2-3	0-0	0-0	0-0	2/3	66.7	28	1/1	vs. Phi. (11/14)	4	212	53.0	50.8	0	0	60	0			
vs. LAC (11/28)	0-0	0-0	0-0	0-0	0-0	0/0	—	—	4/4	vs. LAC (11/28)	3	125	41.7	41.7	0	2	43	0			
at K.C. (12/5)	0-0	0-0	0-0	1-1	0-0	1/1	100.0	42	0/0	at K.C. (12/5)	3	160	53.3	49.0	0	0	56	0			
vs. Det. (12/12)	0-0	0-0	0-0	0-0	1-1	1/1	100.0	52	5/5	vs. Det. (12/12)	3	130	43.3	44.7	0	0	47	0			
vs. Cin. (12/19)	0-0	0-0	0-0	0-0	1-2	1/2	50.0	54	1/1	vs. Cin. (12/19)	6	309	51.5	44.5	1	2	63	0			
at L.V. (12/26)	0-0	0-0	0-0	1-1	1-2	2/3	66.7	55	1/1	at L.V. (12/26)	5	223	44.6	43.4	0	3	56	0			
at LAC (1/2)	0-0	1-1	0-0	0-0	1-1	2/2	100.0	61	1/1	at LAC (1/2)	3	137	45.7	44.0	0	1	56	0			
vs. K.C. (1/8)	0-0	0-0	1-1	0-0	0-0	1/1	100.0	31	3/3	vs. K.C. (1/8)	3	145	48.3	46.7	0	2	65	0			
TOTALS	0-0	7-8	6-6	8-8	5-9	26/31	83.9	61	33/34	TOTALS	67	3,083	46.0	42.8	3	28	68	0			

2021 INDIVIDUAL GAME-BY-GAME STATISTICS — DEFENSE

JACKSON					SIMMONS					SURTAIN II					BROWNING					
Game	TT	UT	A	S-Yds	I-Yds	TT	UT	A	S-Yds	I-Yds	TT	UT	A	S-Yds	I-Yds	TT	UT	A	S-Yds	I-Yds
at NYG (9/12)	2	0	2	0-0	0-0	6	6	0	0-0	0-0	0	0	0	0-0	0-0	0	0	0	0-0	0-0
at Jac. (9/19)	6	4	2	0-0	1-7	1	0	1	0-0	0-0	4	2	2	0-0	1-0	0	0	0	0-0	0-0
vs. NYJ (9/26)	2	1	1	0-0	0-0	2	1	1	0-0	1-35	5	5	0	0-0	0-0	0	0	0	0-0	0-0
vs. Bal. (10/3)	11	8	3	0-0	0-0	8	6	2	0-0	0-0	6	6	0	0-0	0-0	INACTIVE				
at Pit. (10/10)	7	6	1	0-0	0-0	8	5	3	0-0	0-0	3	3	0	0-0	0-0	0	0	0	0-0	0-0
vs. L.V. (10/17)	6	4	2	1-0	0-0	3	1	2	0-0	0-0	4	4	0	0-0	0-0	0	0	0	0-0	0-0
at Cle. (10/21)	9	6	3	0-0	0-0	5	3	2	0-0	0-0	2	1	1	0-0	0-0	INACTIVE				
vs. Was. (10/31)	7	6	1	0-0	0-0	7	7	0	0-0	2-24	2	1	1	0-0	0-0	8	5	3	0-0	0-0
at Dal. (11/7)	9	7	2	0-0	0-0	2	2	0	0-0	0-0	3	2	1	0-0	0-0	6	4	2	0-0	0-0
vs. Phi. (11/14)	7	5	2	0-0	0-0	6	4	2	0-0	1-17	3	3	0	0-0	0-0	1	0	1	0-0	0-0
vs. LAC (11/28)	INACTIVE					8	7	1	0-0	0-0	5	4	1	0-0	2-70	7	5	2	0-0	0-0
at K.C. (12/5)	2	1	1	0-0	0-0	2	2	0	0-0	0-0	1	0	1	0-0	1-0	8	7	1	0-0	0-0
vs. Det. (12/12)	5	3	2	0-0	0-0	6	5	1	0-0	1-0	5	4	1	0-0	0-0	3	1	2	0-0	0-0
vs. Cin. (12/19)	2	1	1	0-0	0-0	4	2	2	1.5-13	0-0	5	3	2	0-0	0-0	10	6	4	0-0	0-0
at L.V. (12/26)	5	3	2	0-0	0-0	5	4	1	0-0	0-0	4	3	1	0-0	0-0	9	1	8	0-0	0-0
at LAC (1/2)	8	7	1	0-0	0-0	4	2	2	0-0	0-0	6	4	2	0-0	0-0	RESERVE/COVID-19				
vs. K.C. (1/8)	INJURED RESERVE					3	3	0	0-0	0-0	INJURED RESERVE					5	3	2	0-0	0-0
TOTALS	88	62	26	1-0	1-7	80	60	20	1.5-13	5-76	58	45	13	0-0	4-70	57	32	25	0-0	0-0
DARBY					FULLER					S. HARRIS					REED					
Game	TT	UT	A	S-Yds	I-Yds	TT	UT	A	S-Yds	I-Yds	TT	UT	A	S-Yds	I-Yds	TT	UT	A	S-Yds	I-Yds
at NYG (9/12)	6	6	0	0-0	0-0	6	6	0	0-0	0-0	5	2	3	0-0	0-0	1	0	1	0-0	0-0
at Jac. (9/19)	INJURED RESERVE					2	1	1	0-0	0-0	2	0	2	0-0	0-0	2	0	2	0-0	0-0
vs. NYJ (9/26)	INJURED RESERVE					3	3	0	0-0	0-0	2	2	0	1-1	0-0	4	2	2	1-6	0-0
vs. Bal. (10/3)	INJURED RESERVE					5	4	1	0-0	0-0	3	2	1	0-0	0-0	0	0	0	0-0	0-0
at Pit. (10/10)	INACTIVE					1	1	0	0-0	0-0	5	3	2	0-0	0-0	7	4	3	1-9	0-0
vs. L.V. (10/17)	5	4	1	0-0	0-0	0	0	0	0-0	0-0	2	0	2	0-0	0-0	1	1	0	0-0	0-0
at Cle. (10/21)	8	6	2	0-0	0-0	DID NOT PLAY				4	3	1	1-5	0-0	4	1	3	0-0	0-0	
vs. Was. (10/31)	7	5	2	0-0	0-0	0	0	0	0-0	0-0	5	2	3	0.5-2.5	0-0	3	3	0	2-19	0-0
at Dal. (11/7)	3	1	2	0-0	0-0	2	1	1	0-0	0-0	2	1	1	0-0	0-0	INACTIVE				
vs. Phi. (11/14)	8	5	3	0-0	0-0	5	3	2	0-0	0-0	2	2	0	0-0	0-0	9	5	4	1-2	0-0
vs. LAC (11/28)	2	2	0	0-0	0-0	9	8	1	0-0	0-0	INACTIVE					1	1	0	0-0	0-0
at K.C. (12/5)	2	2	0	0-0	0-0	0	0	0	0-0	0-0	3	0	3	0-0	0-0	4	2	2	0-0	0-0
vs. Det. (12/12)	4	4	0	0-0	0-0	3	2	1	0-0	0-0	1	0	1	0-0	0-0	RESERVE/COVID-19				
vs. Cin. (12/19)	2	2	0	0-0	0-0	0	0	0	0-0	0-0	2	2	0	1-6	0-0	RESERVE/COVID-19				
at L.V. (12/26)	6	5	1	0-0	0-0	0	0	0	0-0	0-0	5	2	3	31.5-14.5	0-0	4	3	1	0-0	0-0
at LAC (1/2)	INACTIVE					7	5	2	0-0	0-0	4	1	3	0-0	0-0	1	1	0	0-0	0-0
vs. K.C. (1/8)	INJURED RESERVE					8	6	2	0-0	0-0	2	2	0	1-15	0-0	2	1	1	0-0	0-0
TOTALS	53	42	11	0-0	0-0	51	40	11	0-0	0-0	49	24	25	6-44	0-0	43	24	19	5-36	0-0
GRIFFITH					D. WILLIAMS					COOPER					STEPHEN					
Game	TT	UT	A	S-Yds	I-Yds	TT	UT	A	S-Yds	I-Yds	TT	UT	A	S-Yds	I-Yds	TT	UT	A	S-Yds	I-Yds
at NYG (9/12)	0	0	0	0-0	0-0	3	2	1	0-0	0-0	0	0	0	0-0	0-0	3	1	2	0-0	0-0
at Jac. (9/19)	0	0	0	0-0	0-0	0	0	0	0-0	0-0	0	0	0	0-0	0-0	1	1	0	0-0	0-0
vs. NYJ (9/26)	0	0	0	0-0	0-0	0	0	0	0-0	0-0	1	0	1	0-0	0-0	3	1	2	0-0	0-0
vs. Bal. (10/3)	INJURED RESERVE					2	1	1	0-0	0-0	1	0	1	0-0	0-0	2	0	2	0-0	0-0
at Pit. (10/10)	INJURED RESERVE					3	2	1	0-0	0-0	2	1	1	0-0	0-0	2	1	1	0-0	0-0
vs. L.V. (10/17)	INJURED RESERVE					2	1	1	0-0	0-0	0	0	0	0-0	0-0	3	0	3	0-0	0-0
at Cle. (10/21)	INJURED RESERVE					4	1	3	0-0	0-0	5	2	3	0-0	0-0	1	1	0	0-0	0-0
vs. Was. (10/31)	0	0	0	0-0	0-0	4	2	2	0-0	0-0	2	0	2	0-0	0-0	2	0	2	0-0	0-0
at Dal. (11/7)	0	0	0	0-0	0-0	2	1	1	0-0	0-0	4	3	1	2-20	0-0	1	1	0	0-0	0-0
vs. Phi. (11/14)	0	0	0	0-0	0-0	3	2	1	0-0	0-0	5	4	1	0-0	0-0	1	0	1	0-0	0-0
vs. LAC (11/28)	0	0	0	0-0	0-0	3	2	1	1-3	0-0	1	1	0	0-0	0-0	2	1	1	0-0	0-0
at K.C. (12/5)	0	0	0	0-0	0-0	6	1	5	0-0	0-0	1	1	0	0-0	0-0	3	1	2	0-0	0-0
vs. Det. (12/12)	4	2	2	0-0	0-0	0	0	0	0-0	0-0	5	5	0	0-0	0-0	0	0	0	0-0	0-0
vs. Cin. (12/19)	8	7	1	0-0	0-0	1	1	0	0-0	0-0	6	4	2	0.5-2	0-0	0	0	0	0-0	0-0
at L.V. (12/26)	13	6	7	0-0	0-0	1	1	5	0-0	0-0	0	0	0	0-0	0-0	4	1	3	0-0	0-0
at LAC (1/2)	12	5	7	0-0	0-0	INJURED RESERVE					RESERVE/COVID-19					3	2	1	0-0	0-0
vs. K.C. (1/8)	5	1	4	0-0	0-0	INJURED RESERVE					4	1	3	0-0	0-0	3	1	2	0-0	0-0
TOTALS	42	21	21	0-0	0-0	39	17	22	1-3	0-0	37	22	15	2.5-22	0-0	34	12	22	0-0	0-0



2021 INDIVIDUAL GAME-BY-GAME STATISTICS — DEFENSE

Table for player PURCELL with columns TT, UT, A, S-Yds, I-Yds. Rows include games vs. NYG, Jac, NYJ, Bal, Pit, L.V., Cle, Was, Dal, Phi, LAC, K.C., Det, Cin, L.V., LAC, and K.C. with a final TOTALS row.

Table for player A. JOHNSON with columns TT, UT, A, S-Yds, I-Yds. Rows include games vs. NYG, Jac, NYJ, Bal, Pit, L.V., Cle, Was, Dal, Phi, LAC, K.C., Det, Cin, L.V., LAC, and K.C. with a final TOTALS row.

Table for player STRNAD with columns TT, UT, A, S-Yds, I-Yds. Rows include games vs. NYG, Jac, NYJ, Bal, Pit, L.V., Cle, Was, Dal, Phi, LAC, K.C., Det, Cin, L.V., LAC, and K.C. with a final TOTALS row.

Table for player JONES with columns TT, UT, A, S-Yds, I-Yds. Rows include games vs. NYG, Jac, NYJ, Bal, Pit, L.V., Cle, Was, Dal, Phi, LAC, K.C., Det, Cin, L.V., LAC, and K.C. with a final TOTALS row.

Table for player CALLAHAN with columns TT, UT, A, S-Yds, I-Yds. Rows include games vs. NYG, Jac, NYJ, Bal, Pit, L.V., Cle, Was, Dal, Phi, LAC, K.C., Det, Cin, L.V., LAC, and K.C. with a final TOTALS row.

Table for player YOUNG with columns TT, UT, A, S-Yds, I-Yds. Rows include games vs. NYG, Jac, NYJ, Bal, Pit, L.V., Cle, Was, Dal, Phi, LAC, K.C., Det, Cin, L.V., LAC, and K.C. with a final TOTALS row.

Table for player STERNS with columns TT, UT, A, S-Yds, I-Yds. Rows include games vs. NYG, Jac, NYJ, Bal, Pit, L.V., Cle, Was, Dal, Phi, LAC, K.C., Det, Cin, L.V., LAC, and K.C. with a final TOTALS row.

Table for player CHUBB with columns TT, UT, A, S-Yds, I-Yds. Rows include games vs. NYG, Jac, NYJ, Bal, Pit, L.V., Cle, Was, Dal, Phi, LAC, K.C., Det, Cin, L.V., LAC, and K.C. with a final TOTALS row.

Table for player MILLER with columns TT, UT, A, S-Yds, I-Yds. Rows include games vs. NYG, Jac, NYJ, Bal, Pit, L.V., Cle, Was, Dal, Phi, LAC, K.C., Det, Cin, L.V., LAC, and K.C. with a final TOTALS row.

Table for player KISER with columns TT, UT, A, S-Yds, I-Yds. Rows include games vs. NYG, Jac, NYJ, Bal, Pit, L.V., Cle, Was, Dal, Phi, LAC, K.C., Det, Cin, L.V., LAC, and K.C. with a final TOTALS row.

Table for player WEATHERLY with columns TT, UT, A, S-Yds, I-Yds. Rows include games vs. NYG, Jac, NYJ, Bal, Pit, L.V., Cle, Was, Dal, Phi, LAC, K.C., Det, Cin, L.V., LAC, and K.C. with a final TOTALS row.

Michael Ojemudia recorded 11 tackles (8 solo) in two games. Jonathan Harris posted 10 tackles (7 solo) in three games. Nate Hairston produced eight tackles (6 solo) in 16 games. Josey Jewell had seven tackles (6 solo) in two games. Curtis Robinson made five tackles (2 solo) in three games. McTelvin Agim had four tackles (2 solo) in seven games. Andre Mintze totaled four tackles (2 solo) in six games. Aaron Patrick produced three solo tackles in 12 games. Mike Ford made two solo tackles in 13 games. P.J. Locke posted one solo tackle in 16 games. Marquiss Spencer had 1 assisted tackle in one game.

2021 INDIVIDUAL LEADERS BY STATISTICAL CATEGORY

Category	Player	AFC Rank	AFC Leader	NFL Rank	NFL Leader
Scoring	Brandon McManus - 111	11th	Two Players - 150	T-18th	Two Players - 150
Rushing Yards	Melvin Gordon III - 918	7th	Jonathan Taylor, Ind. - 1,811	11th	Jonathan Taylor, Ind. - 1,811
Passing Yards	Teddy Bridgewater - 3,052	11th	Justin Herbert - 5,014	23rd	Tom Brady, T.B. - 5,316
Passer Rating	Teddy Bridgewater - 94.9	4th	Joe Burrow, Cin. - 108.3	12th	Aaron Rodgers, G.B. - 111.9
Receiving Yards	Courtland Sutton - 776	22nd	Ja'Marr Chase, Cin. - 1,455	46th	Cooper Kupp, LAR - 1,947
Receptions	Noah Fant - 68	21st	Tyreek Hill, K.C. - 111	T-38th	Cooper Kupp, LAR - 145
Gross Punting Avg	Sam Martin - 46.0	6th	A.J. Cole, L.V. - 50.0	16th	A.J. Cole, L.V. - 50.0
Net Punting Avg	Sam Martin - 42.8	2nd	Logan Cooke, Jac. - 43.6	3rd	Bryan Anger, Dal. - 44.6
Interceptions	Justin Simmons - 5	T-2nd	J.C. Jackson, N.E. - 8	T-4th	Trevon Diggs, Dal. - 11
Sacks	Shelby Harris - 6	T-24th	T.J. Watt, Pit. - 22.5	T-50th	T.J. Watt, Pit. - 22.5
Kickoff Ret. Avg	Diontae Spencer - 17.1	N/A	Braxton Berrios, NYJ - 30.4	1st	Braxton Berrios, NYJ - 30.4
Punt Ret. Avg	Diontae Spencer - 7.9	6th	Devin Duvernay, Bal. - 13.8	10th	Devin Duvernay, Bal. - 13.8

* - Kickoff and punt return avg. - 1.25 returns per game

2021 TEAM AFC AND NFL RANKINGS

OFFENSE

Category	Broncos Total	AFC Rank	AFC Leader	NFL Rank	NFL Leader
Points Per Game	19.7	13th	Buffalo - 28.4	T-23rd	Dallas - 31.2
Total Yards Per Game	330.5	11th	Kansas City - 396.8	19th	Dallas - 407.0
Yards Per Play	5.4	10th	Kansas City - 6.0	19th	San Francisco - 6.1
Rushing Yards Per Game	119.1	7th	Indianapolis - 149.4	13th	Philadelphia - 159.7
Net Passing Yds. Per Game	211.4	10th	L.A. Chargers - 282.4	19th	Tampa Bay - 307.6
Interceptions Thrown (fewest)	9	2nd	Indianapolis - 8	5th	Three Teams - 7
First Downs Per Game	19.5	11th	Kansas City - 24.6	21st	Kansas City - 24.6
Third-Down Efficiency	38.5%	12th	Kansas City - 52.2%	21st	Kansas City - 52.2%
Fourth-Down Efficiency	57.1%	10th	2 Teams - 66.7%	13th	2 Teams - 66.7%
Red-Zone Efficiency	54.7%	12th	L.A. Chargers - 64.0%	22nd	San Francisco - 66.7%
Kickoff Ret. Avg.	16.2	16th	N.Y. Jets - 27.4	32nd	N.Y. Jets - 27.4
Punt Ret. Avg.	8.2	10th	Baltimore - 13.8	19th	Baltimore - 13.8

DEFENSE

Category	Broncos Total	AFC Rank	AFC Leader	NFL Rank	NFL Leader
Points Per Game	18.9	3rd	Buffalo - 17.0	3rd	Buffalo - 17.0
Total Yards Per Game	326.1	4th	Buffalo - 272.8	8th	Buffalo - 272.8
Yards Per Play	5.3	6th	Buffalo - 4.6	13th	Buffalo - 4.6
Rushing Yards Per Game	111.3	8th	Baltimore - 84.5	15th	Baltimore - 84.5
Net Passing Yds. Per Game	214.8	4th	Buffalo - 163.0	8th	Buffalo - 163.0
Interceptions (most)	13	T-8th	New England - 23	T-15th	Dallas - 26
First Downs Per Game	18.4	3rd	Buffalo - 16.8	5th	Buffalo - 16.8
Third-Down Efficiency	44.9%	15th	Buffalo - 30.8%	28th	Buffalo - 30.8%
Fourth-Down Efficiency	42.3%	3rd	L.A. Chargers - 31.8%	4th	L.A. Chargers - 31.8%
Red-Zone Efficiency	50.0%	2nd	New England - 47.9%	3rd	New Orleans - 43.5%
Kickoff Ret. Avg.	39.4	16th	N.Y. Jets - 17.8	32nd	Two Teams - 17.8
Punt Ret. Avg.	6.4	3rd	Kansas City - 4.9	3rd	Kansas City - 4.9

2021 TAKEAWAY CHART

Game	W/L	+/-	BRONCOS				OPPONENTS			
			INT	Fum.	Total	Pts.	INT	Fum.	Total	Pts.
at NYG (9/12)	W	EVEN	0	1	1	3	0	1	1	0
at Jac. (9/19)	W	+2	2	0	2	6	0	0	0	0
vs. NYJ (9/26)	W	+1	2	0	2	0	0	1	1	0
vs. Bal. (10/3)	L	-1	0	0	0	0	1	0	1	0
at Pit. (10/10)	L	EVEN	0	1	1	3	1	0	1	0
vs. L.V. (10/17)	L	-4	0	0	0	0	3	1	4	7
at Cle. (10/21)	L	-1	0	0	0	0	1	0	1	0
vs. Was. (10/31)	W	+1	2	0	2	0	0	1	1	0
at Dal. (11/7)	W	+2	1	1	2	6	0	0	0	0
vs. Phi. (11/14)	L	EVEN	1	0	1	0	0	1	1	7
vs. LAC (11/28)	W	+1	2	0	2	7	1	0	1	7
at K.C. (12/5)	L	-2	1	0	1	0	2	1	3	10
vs. Det. (12/12)	W	+2	1	1	2	14	0	0	0	0
vs. Cin. (12/19)	L	-1	0	0	0	0	0	1	1	0
at L.V. (12/26)	L	+3	1	2	3	10	0	0	0	0
at LAC (1/2)	L	-1	0	0	0	0	0	1	1	7
vs. K.C. (1/8)	L	-1	0	0	0	0	0	1	1	8
TOTALS	7-10	+1	13	6	19	49	9	9	18	46

2021 SCORE BY PERIOD

Game	BRONCOS					OPPONENTS					Final	Record
	1	2	3	4	OT	1	2	3	4	OT		
at NYG (9/12)	0	10	7	10	0	0	7	0	6	0	W, 27-13	1-0
at Jac. (9/19)	3	7	10	3	0	7	0	0	6	0	W, 23-13	2-0
vs. NYJ (9/26)	7	10	3	6	0	0	0	0	0	0	W, 26-0	3-0
vs. Bal. (10/3)	0	7	0	0	0	0	17	0	6	0	L, 23-7	3-1
at Pit. (10/10)	3	3	0	13	0	7	10	7	3	0	L, 27-19	3-2
vs. L.V. (10/17)	7	0	3	14	0	10	7	14	3	0	L, 34-24	3-3
at Cle. (10/21)	0	0	7	7	0	10	0	7	0	0	L, 17-14	3-4
vs. Was. (10/31)	0	10	0	7	0	0	3	7	0	0	W, 17-10	4-4
at Dal. (11/7)	6	10	3	11	0	0	0	0	16	0	W, 30-16	5-4
vs. Phi. (11/14)	0	10	3	0	0	10	10	7	3	0	L, 30-13	5-5
vs. LAC (11/28)	7	7	0	14	0	0	7	0	6	0	W, 28-13	6-5
at K.C. (12/5)	0	3	0	6	0	10	0	3	9	0	L, 22-9	6-6
vs. Det. (12/12)	14	3	14	7	0	0	10	0	0	0	W, 38-10	7-6
vs. Cin. (12/19)	0	3	7	0	0	3	3	9	0	0	L, 15-10	7-7
at L.V. (12/26)	0	13	0	0	0	0	7	7	3	0	L, 17-13	7-8
at LAC (1/2)	0	3	0	10	0	7	10	3	14	0	L, 34-13	7-9
vs. K.C. (1/8)	7	7	7	3	0	7	3	7	11	0	L, 28-24	7-10
TOTALS	54	106	64	111	0	71	94	71	86	0		0

2021 TIME SPENT IN THE LEAD

Game	Result	LED		TIED		BEHIND	
at NYG (9/12)	W, 27-13	34:30:00	57.5%	16:42:00	27.8%	8:48:00	14.7%
at Jac. (9/19)	W, 23-13	31:54:00	53.2%	5:39:00	9.4%	22:27:00	37.4%
vs. NYJ (9/26)	W, 26-0	48:27:00	80.8%	11:33:00	19.3%	0:00:00	0.0%
vs. Bal. (10/3)	L, 23-7	3:57:00	6.6%	18:54:00	31.5%	37:09:00	61.9%
at Pit. (10/10)	L, 27-19	0:00:00	0.0%	2:58:00	4.9%	57:02:00	95.1%
vs. L.V. (10/17)	L, 34-24	0:00:00	0.0%	7:15:00	12.1%	52:45:00	87.9%
at Cle. (10/21)	L, 17-14	0:00:00	0.0%	2:40:00	4.4%	57:20:00	95.6%
vs. Was. (10/31)	W, 17-10	25:02:00	41.7%	34:58:00	58.3%	0:00:00	0.0%
at Dal. (11/7)	W, 30-16	46:48:00	78.0%	13:12:00	22.0%	0:00:00	0.0%
vs. Phi. (11/14)	L, 30-13	0:00:00	0.0%	11:19:00	18.9%	48:41:00	81.1%
vs. LAC (11/28)	W, 28-13	49:31:00	82.5%	10:29:00	17.5%	0:00:00	0.0%
at K.C. (12/5)	L, 22-9	0:00:00	0.0%	8:04:00	13.4%	51:56:00	86.6%
vs. Det. (12/12)	W, 38-10	54:46:00	91.3%	5:14:00	8.7%	0:00:00	0.0%
vs. Cin. (12/19)	L, 15-10	0:45:00	1.3%	19:10:00	31.9%	40:05:00	66.8%
at L.V. (12/26)	L, 17-13	4:53:00	8.1%	18:59:00	31.6%	36:08:00	60.2%
at LAC (1/2)	L, 34-13	0:00:00	0.0%	3:11:00	5.3%	56:49:00	94.7%
vs. K.C. (1/8)	L, 28-24	28:26:00	47.4%	16:29:00	27.5%	15:05:00	25.1%
TOTAL		328:59:00	32.3%	206:46:00	20.3%	484:15:00	47.5%
AVERAGE		19:21:07	32.3%	12:09:46	20.3%	28:29:07	47.5%





Broncos 27, Giants 13

Sunday, Sept. 12, 2021 • 4:25 p.m. EDT • MetLife Stadium • East Rutherford, N.J.

WEATHER: Fair, 82°, Wind SW 18 mph • **TIME:** 2:53 • **ATTENDANCE:** 74,119

The Denver Broncos were victorious in their regular-season opener at MetLife Stadium against the New York Giants, 27-13.

The win marked Denver's 10th win in a road season opener in franchise history. The club is also 8-2 in their last 10 season-opening games since 2012. The Broncos also improved their Week 1 record to 40-20-1 (.667) all-time, which ranks first in the NFL since entering the league in 1960.

The two teams exchanged possessions in the first quarter with neither getting on the board.

At the start of the second quarter, the Broncos struck first after K Brandon McManus connected on a 23-yard field goal. The scoring drive was a result of a 15-play, 72-yard drive, which saw four first-down conversions as Denver marched down the field.

The Giants responded when WR Sterling Shepard caught a 37-yard touchdown pass from QB Daniel Jones at the 8:56 mark.

The Broncos regained the lead when WR Tim Patrick trotted into the end zone on a 2-yard touchdown reception with just :08 left in the first half.

The Broncos' defense held the N.Y. Giants to eight first half rushing yards (7 attempts), which tied for the sixth-fewest allowed in a first half in franchise history.

Denver opened the second half with their second 15+play scoring drive (16 plays, 75 yards) which culminated in a 4-yard touchdown to TE Albert Okwuegbunam. After missing the majority of his rookie season due to injury, the score marked the second touchdown of Okwuegbunam's career.

On the Giants' next possession, ILB Josey Jewell forced a fumble on Jones, which was recovered by OLB Malik Reed on Denver's own 13-yard line.

With possession of the ball, the Broncos maintained their 17-7 lead heading into the fourth quarter.

The team scored quickly in the fourth to extend the lead, 20-7, as McManus connected on a 36-yard field goal.

The Broncos' defense was stout and held the Giants scoreless in the red zone on the next possession, turning it over on downs.

On a first-and-10 on the Broncos' 30-yard line, RB Melvin Gordon III saw an opening and drove down the field 70-yards for a touchdown. The run marked the second-longest of Gordon's career, and he finished with 101 rushing yards on 11 attempts (9.2 avg.)

The Giants didn't score again until the last second in the game, on a 4-yard run by Jones up the middle for a touchdown.

Seven players made their Broncos regular-season debuts (QB Teddy Bridgewater, CB Ronald Darby, CB Mike Ford, CB Kyle Fuller, T Bobby Massie, TE Eric Saubert and DL Shamar Stephen).

Nine players made their NFL regular season debuts: (ILB Baron Browning (R), ILB Jonathon Cooper (R), RB Damarea Crockett ILB Jonas Griffith, OLB Andre Mintze, S Caden Sterns (R), ILB Justin Strnad, CB Pat Surtain II (R) and RB Javonte Williams (R).

OFFICIALS:

Referee — Ronald Torbert (62); **Umpire** — Mark Pellis (131); **Down Judge** — Kevin Codey (16); **Line Judge** — Mark Hittner (28); **Field Judge** — Ryan Dickson (25); **Side Judge** — Keith Washington (7); **Back Judge** — Tony Josselyn (67); **Replay** — Saleem Choudhry

DENVER BRONCOS

OFFENSE		DEFENSE	
LT 72	G. Bolles	DE 96	S. Harris
LG 66	D. Risner	NT 98	M. Purcell
C 79	L. Cushenberry	DE 93	D. Jones
RG 61	G. Glasgow	SLB 58	V. Miller
RT 70	B. Massie	WLB 59	M. Reed
TE 87	N. Fant	ILB 47	J. Jewell
WR 81	T. Patrick	ILB 45	A. Johnson
RB 25	M. Gordon	LCB 23	K. Fuller
QB 5	T. Bridgewater	RCB 21	R. Darby
WR 14	C. Sutton	SS 22	K. Jackson
WR 10	J. Jeudy	FS 31	J. Simmons

BRONCOS SUBSTITUTIONS: WR 1 K.Hamler, CB 2 P.Surtain, P 6 S.Martin, K 8 B.McManus, WR 11 D.Spencer, DB 12 M.Ford, CB 27 N.Hairston, RB 28 D.Crockett, CB 29 B.Callahan, S 30 C.Sterns, RB 33 J.Williams, S 37 P.Locke, LB 40 J.Strnad, LS 46 J.Bohenmeyer, OLB 48 A.Mintze, LB 50 J.Kreiffert, G 52 N.Muti, OLB 53 J.Cooper, LB 56 B.Browning, T 76 C.Anderson, TE 82 E.Saubert, TE 85 A.Okwuegbunam, DL 90 D.Williams, DL 99 S.Stephen **DI** **NOT PLAY:** QB 3 D.Lock, OL 77 O.Meinerz **INACTIVE:** RB 17 N.McCrary, CB 35 K.Vincent, S 41 J.Johnson, OLB 55 B.Chubb, T 73 C.Fleming, FB/TE 83 A.Beck, DL 95 M.Agin.

NEW YORK GIANTS

OFFENSE		DEFENSE	
WR 19	K. Golladay	DL 99	L. Williams
TE 82	K. Smith	DL 98	A. Johnson
LT 78	A. Thomas	DL 97	D. Lawrence
LG 66	S. Lemieux	SLB 59	L. Carter
C 65	N. Gates	MLB 54	B. Martinez
RG 71	W. Hernandez	WIL 48	T. Crowder
RT 76	N. Solder	LCB 24	J. Bradberry
WR 3	S. Shepard	RCB 22	A. Jackson
QB 8	D. Jones	DB 21	J. Peppers
FB 39	E. Penny	FS 23	L. Ryan
RB 26	S. Barkley	SS 29	X. McKinney

GIANTS SUBSTITUTIONS: K 5 G.Gano, P 9 R.Dixon, WR 18 C.Board, S 20 J.Love, CB 25 R.Williams, RB 28 D.Booker, CB 30 D.Holmes, DB 31 K.Crossen, FB 36 C.Gillaspia, RB 37 G.Brightwell, LB 43 N.Ebner, LB 47 C.Brown, LB 51 A.Ojulari, LB 52 C.Coughlin, LB 53 O.Ximines, LB 55 R.Ragland, LS 58 C.Kreiffert, G 68 B.Bredeson, OL 69 B.Price, OT 74 M.Pearl, DT 75 D.Shelton, TE 80 K.Rudolph, WR 86 D.Slayton, WR 89 K.Toney, DE 91 R.Johnson **DI** **NOT PLAY:** QB 2 M.Glennon **INACTIVE:** WR 15 C.Johnson, CB 27 J.Jackson, CB 34 S.Beal, LB 46 J.Hilliard, TE 88 E.Engram, LB 95 Q.Roche.

		1	2	3	4	OT	TOTAL	FIELD GOALS (made () & missed)
VISITOR	Denver Broncos	0	10	7	10	0	27	
HOME	New York Giants	0	7	0	6	0	13	B. McManus (23) (36)

Team	Qtr	Clock Time	PLAY DESCRIPTION (Extra Point) (Drive Info)	SCORE	
				Visitor	Home
Broncos	2	13:18	B.McManus 23 yd. Field Goal (15-62, 8:42)	3	0
Giants	2	8:56	S.Shepard 37 yd. pass from D.Jones (G.Gano kick) (7-75, 4:22)	3	7
Broncos	2	0:08	T.Patrick 2 yd. pass from T.Bridgewater (B.McManus kick) (7-57, 2:17)	10	7
Broncos	3	6:48	A.Okwuegbunam 4 yd. pass from T.Bridgewater (B.McManus kick) (16-75, 8:12)	17	7
Broncos	4	12:44	B.McManus 36 yd. Field Goal (10-69, 5:03)	20	7
Broncos	4	4:37	M.Gordon 70 yd. run (B.McManus kick) (4-94, 1:48)	27	7
Giants	4	0:00	D.Jones 4 yd. run (8-64, 1:49)	27	13

FINAL INDIVIDUAL STATISTICS																					
Denver Broncos						New York Giants															
RUSHING	ATT	YDS	AVG	LG	TD	RUSHING	ATT	YDS	AVG	LG	TD										
M.Gordon	11	101	9.2	70t	1	D.Jones	6	27	4.5	8	1										
J.Williams	14	45	3.2	12	0	S.Barkley	10	26	2.6	5	0										
T.Bridgewater	3	19	6.3	8	0	D.Booker	4	7	1.8	6	0										
TOTAL	28	165	5.9	70t	1	TOTAL	20	60	3.0	8	1										
PASSING	ATT	CMP	YDS	YD	TD	LG	IN	Rtg.	PASSING	ATT	CMP	YDS	YD	TD	LG	IN	Rtg.				
T.Bridgewater	36	28	264	2/9	2	25	0	115.7	D.Jones	37	22	267	2/13	1	42	0	90.7				
TOTAL	36	28	264	2/9	2	25	0	115.7	TOTAL	37	22	267	2/13	1	42	0	90.7				
PASS RECEIVING	TAR	NO	YDS	AVG	LG	TD	PASS RECEIVING	TAR	NO	YDS	AVG	LG	TD								
J.Jeudy	7	6	72	12.0	20	0	S.Shepard	9	7	113	16.1	37t	1								
N.Fant	8	6	62	10.3	25	0	K.Golladay	6	4	64	16.0	17	0								
T.Patrick	4	4	39	9.8	16	1	D.Slayton	7	3	65	21.7	42	0								
K.Hamler	4	3	41	13.7	22	0	K.Rudolph	5	2	8	4.0	6	0								
M.Gordon	3	3	17	5.7	13	0	K.Toney	2	2	-2	-1.0	4	0								
A.Okuegbunam	3	3	16	5.3	6	1	D.Booker	1	1	6	6.0	6	0								
C.Sutton	3	1	14	14.0	14	0	G. Brightwell	1	1	6	6.0	6	0								
E.Saubert	2	1	7	7.0	7	0	C.Board	1	1	6	6.0	6	0								
J.Williams	1	1	-4	-4.0	-4	0	S.Barkley	3	1	1	1.0	1	0								
							E.Penny	1	0	0	0.0	0	0								
TOTAL	35	28	264	9.4	25	2	TOTAL	36	22	267	12.1	42	1								
INTERCEPTIONS	NO	YDS	AVG	LG	TD	INTERCEPTIONS	NO	YDS	AVG	LG	TD										
TOTAL	0	0	0.0	0	0	TOTAL	0	0	0.0	0	0										
PUNTING	NO	YDS	AVG	NET	TB	IN20	LG	PUNTING	NO	YDS	AVG	NET	TB	IN20	LG						
S.Martin	2	78	39.0	38.0	0	0	41	R.Dixon	3	162	54.0	39.3	1	0	61						
TOTAL	2	78	39.0	38.0	0	0	41	TOTAL	3	162	54.0	39.3	1	0	61						
PUNT RETURNS	NO	YDS	AVG	FC	LG	TD	PUNT RETURNS	NO	YDS	AVG	FC	LG	TD								
D.Spencer	2	24	12.0	0	13	0	J.Peppers	1	2	2.0	0	2	0								
[TOUCHBACK]	1	0	0.0	0	0	0	[DOWNED]	1	0	0.0	0	0	0								
TOTAL	2	24	12.0	0	13	0	TOTAL	1	2	2.0	0	2	0								
KICKOFF RETURNS	NO	YDS	AVG	FC	LG	TD	KICKOFF RETURNS	NO	YDS	AVG	FC	LG	TD								
[TOUCHBACK]	2	0	0.0	0	0	0	C.Board	2	66	33.0	0	38	0								
							[TOUCHBACK]	4	0	0.0	0	0	0								
TOTAL	0	0	0.0	0	0	0	TOTAL	2	66	33.0	0	38	0								
Denver Broncos	Own	Opp.	Out	New York Giants	Own	Opp.	Out														
FUMBLES	Fum	Lost	Rec.	Yds	TD	FF	Rec.	Yds	TD	Bnds	FUMBLES	Fum	Lost	Rec.	Yds	TD	FF	Rec.	Yds	TD	Bnds
A.Okuegbunam	1	1	0	0	0	0	0	0	0	0	D.Jones	1	1	0	0	0	0	0	0	0	
J.Jewell	0	0	0	0	0	1	0	0	0	0	L.Ryan	0	0	0	0	1	1	0	0	0	
M.Reed	0	0	0	0	0	1	0	0	0	0	TOTAL	1	1	0	0	1	1	0	0	0	
TOTAL	1	1	0	0	0	1	0	0	0	0	TOTAL	1	1	0	0	1	1	0	0	0	

FINAL TEAM STATISTICS															
BRONCOS						GIANTS									
TOTAL FIRST DOWNS	24					19					FGs - PATs Had Blocked	0-0		0-0	
By Rushing	4					3					Net Punting Average	36.0		39.3	
By Passing	17					13					TOTAL RETURN YARDAGE (Not Including Kickoffs)	24		2	
By Penalty	3					3					No. and Yards Punt Returns	2-24		1-2	
THIRD DOWN EFFICIENCY	7-15-46.7%					6-12-50%					No. and Yards Kickoff Returns	0-0		2-66	
FOURTH DOWN EFFICIENCY	3-3-100%					1-3-33.3%					No. and Yards Interception Returns	0-0		0-0	
TOTAL NET YARDS	420					314					PENALTIES Number and Yards	5-51		4-48	
Total Offensive Plays (inc. times thrown passing)	66					59					FUMBLES Number and Lost	1-1		1-1	
Average gain per offensive play	6.4					5.3					TOUCHDOWNS	3		2	
NET YARDS RUSHING	165					60					Rushing	1		1	
Total Rushing Plays	28					20					Passing	2		1	
Average gain per rushing play	5.9					3.0					EXTRA POINTS Made-Attempts	3-3		1-1	
Tackles for a loss-number and yards	3-4					2-3					Kicking Made-Attempts	3-3		1-1	
NET YARDS PASSING	255					254					FIELD GOALS Made-Attempts	2-2		0-0	
Times thrown - yards lost attempting to pass	2-9					2-13					RED ZONE EFFICIENCY	2-5-40%		1-3-33.3%	
Gross yards passing	264					267					GOAL TO GO EFFICIENCY	1-1-100%		1-2-50%	
PASS ATTEMPTS-COMPLETIONS-HAD INTERCEPTED	36-28-0					37-22-0					SAFETIES	0		0	
Avg gain per pass play (inc.# thrown passing)	6.7					6.5					FINAL SCORE	27		13	
KICKOFFS Number-In End Zone-Touchbacks	6-6-4					2-2-2					TIME OF POSSESSION	35:08		24:52	
PUNTS Number and Average	2-39.0					3-54.0									
Had Blocked	0					0									

BRONCOS DEFENSIVE STATISTICS																	
(Press Box Totals)																	
PLAYER	UT	A	TT	S-YDS	I	PD	FF	FR	PLAYER	UT	A	TT	S-YDS	I	PD	FF	FR
K.Fuller	6	0	6	0-0	0-0	2	0	0	A.Johnson	2	0	2	0-0	0-0	1	0	0
R.Darby	6	0	6	0-0	0-0	1	0	0	D.Jones	2	0	2	0-0	0-0	0	0	0
J.Simmons	6	0	6	0-0	0-0	0	0	0	B.Callahan	2	0	2	0-0	0-0	0	0	0
S.Harris	2	3	5	0-0	0-0	0	0	0	K.Jackson	0	2	2	0-0	0-0	0	0	0
J.Jewell	4	0	4	0-0	0-0	1	1	0	M.Reed	0	1	1	0-0	0-0	0	0	1
V.Miller	3	0	3	2-13	0-0	0	0	0	A.Mintze	0	1	1	0-0	0-0	0	0	0
D.Williams	2	1	3	0-0	0-0	0	0	0	M.Ford	0	0	0	0-0	0-0	0	0	0
S.Stephen	1	2	3	0-0	0-0	0	0	0	J.Strnad	0	0	0	0-0	0-0	0	0	0
Team Totals	36	10	46	2-13	0-0	5	1	1									



Broncos 23, Jaguars 13

Sunday, Sept. 19, 2021 • 1:02 p.m. EDT • TIAA Bank Field • Jacksonville, Fla.

WEATHER: Cloudy, 78°, Wind NE 6 mph • **TIME:** 3:06 • **ATTENDANCE:** 58,461

The Denver Broncos topped the Jacksonville Jaguars 23-13 for their second-consecutive win of the season. The 2-0 road start was the 12th time the Broncos won each of their first two road games. It also marked the 18th time in franchise history the club won its first two games of the season.

The offense was led by QB Teddy Bridgewater, who completed 26-of-34 passes (76.5%) for 328 yards and two touchdowns (125.6 rtg.).

He joined Drew Brees (2018), Aaron Rodgers (2015) and Jeff George (1994) as the only quarterbacks in NFL history to open a season with two touchdown passes, no interceptions and a 75.0% completion percentage (min. 12 attempts) in each of his first two games of a season.

The Jaguars struck first as WR Marvin Jones Jr. scored on a 25-yard touchdown pass from rookie QB Trevor Lawrence on the opening drive.

Broncos were quick to respond with a Brandon McManus 32-yard field goal to cut the deficit, 7-3.

In the second quarter, the Jaguars attempted to extend their lead with a 52-yard field goal, but K Josh Lambo hit it wide right, setting up the Broncos on their own 34-yard line. After an exchange of downs, Bridgewater hit WR Courtland Sutton for a 33-yard gain, setting up Denver's scoring drive. At the two-minute warning WR Tim Patrick scored on a 12-yard reception to take the lead, 10-7.

On just the second play in the third quarter, Bridgewater launched a 55-yard pass to WR Courtland Sutton to put the Broncos in prime position to score. After a 3-yard rush from RB Melvin Gordon III, Bridgewater connected with TE Noah Fant on a 12-yard touchdown reception to go up 17-7.

Shortly thereafter with Jacksonville driving down the field, S Kareem Jackson intercepted QB Trevor Lawrence and returned it seven yards to hand the ball back to offense.

On a drive that saw three first downs, McManus extended the Broncos' lead, 20-7, with a 46-yard field goal.

The defense continued their dominance in the fourth quarter, when rookie CB Pat Surtain II recorded his first-career interception. The turnover set up McManus for his third field goal of the day (40 yards) to increase the lead 23-7.

The Jaguars responded instantly with WR Jamal Agnew returning McManus' kick 102 yards for a touchdown. Jacksonville attempted a two-point conversion, but Lawrence's pass to WR DJ Chark failed, making the score 23-13.

The Broncos' offense held the ball for 5:26 to finish the game and secure the road win.

Denver's defense limited the Jaguars to just 106 yards of offense and was led by Jackson, who recorded six tackles (four solo), one interception and one pass defense. LB Justin Strnad also posted six tackles (three solo) and one special-teams tackle on the day.

OFFICIALS:

Referee — Clay Martin (19); **Umpire** — Fred Bryan (11); **Down Judge** — Jerod Phillips (6); **Line Judge** — Maia Chaka (100); **Field Judge** — James Coleman (95); **Side Judge** — Joe Larrew (73); **Back Judge** — Greg Wilson (119); **Replay** — Brian Matoren

DENVER BRONCOS

OFFENSE		DEFENSE	
LT 72	G. Bolles	DE 93	D. Jones
LG 66	D. Risner	NT 98	M. Purcell
C 79	L. Cushenberry	DE 96	S. Harris
RG 52	N. Muti	SLB 58	V. Miller
RT 70	B. Massie	WLB 55	B. Chubb
TE 87	N. Fant	ILB 45	A. Johnson
WR 1	K. Hamler	ILB 47	J. Jewell
RB 25	M. Gordon	LCB 23	K. Fuller
QB 5	T. Bridgewater	CB 2	P. Surtain
WR 14	C. Sutton	SS 22	K. Jackson
WR 81	T. Patrick	FS 31	J. Simmons

BRONCOS SUBSTITUTIONS: P 6 S.Martin, K 8 B.McManus, WR 9 K.Hinton, WR 11 D.Spencer, DB 12 M.Ford, CB 27 N.Hairston, RB 28 D.Crockett, CB 29 B.Callahan, S 30 C.Sterns, RB 33 J.Williams, S 37 P.Locke, LB 40 J.Strnad, LS 46 J.Bohenmoyer, OLB 48 A.Mintze, LB 50 J.Griffith, OLB 53 J.Cooper, LB 56 B.Browning, OLB 59 M.Reed, G/C 71 A.Schlottmann, T 76 C.Anderson, TE 82 E.Saubert, TE 85 A.Okwuegbunam, DL 90 D.Williams, DL 99 S.Stephen **DID NOT PLAY:** QB 3 D.Lock, OL 77 Q.Meinerz **INACTIVE:** RB 17 N.McCrary, CB 35 K.Vincent, S 41 J.Johnson, G 61 G.Glasgow, T 73 C.Fleming, FB/TE 83 A.Beck, DL 95 M.Agin.

JACKSONVILLE JAGUARS

OFFENSE		DEFENSE	
WR 11	M. Jones	DE 95	R.Robertson-Harris
LT 74	C. Robinson	DE 91	D. Smoot
LG 68	A. Norwell	DT 90	M. Brown
C 65	B. Linder	OLB 41	J. Allen
RG 60	A. Cann	MIKE 54	D. Wilson
RT 75	J. Taylor	WILL 44	M. Jack
TE 84	C. Manhertz	CB 32	T. Campbell
RB 25	J. Robinson	CB 26	S. Griffin
TE 80	J. O'Shaughnessy	CB 23	C. Henderson
QB 12	T. Lawrence	FS 2	R. Jenkins
WR 17	D. Chark	SS 42	A. Wingard

JAGUARS SUBSTITUTIONS: K 4 J.Lambo, S 5 R.Ford, DE 6 J.Ward, P 9 L.Cooke, WR 10 L.Shenault, WR 12 T.Johnson, WR 18 L.Treadwell, S 20 D.Thomas, RB 24 C.Hyde, CB/RS 27 C.Claybrooks, RB 33 D.Ogunbowale, S 38 A.Cisco, WR 39 J.Agnew, DE/LB 45 K.Chaisson, LS 46 R.Maticich, LB 49 C.Russell, LB 50 S.Quarterman, DT 52 D.Hamilton, LB 53 D.Allen, OL 69 T.Shatley, OL 76 W.Richardson, OL 78 B.Bartch, TE 89 L.Farrell, DL 93 T.Bryan, DE 96 A.Gotsis **DID NOT PLAY:** QB 3 C.Beathard **INACTIVE:** CB 37 T.Herndon, DE 55 L.McCray, OT 72 W.Little, TE 86 J.Hollister, DE 92 J.Smith, DT 97 J.Tufele.

		1	2	3	4	OT	TOTAL	FIELD GOALS (made & missed)	
VISITOR	Denver Broncos	3	7	10	3	0	23	B. McManus (32) (46) (40)	
HOME	Jacksonville Jaguars	7	0	0	6	0	13	J. Lambo 52WR 48WL	

Team	Qtr	Clock Time	PLAY DESCRIPTION (Extra Point) (Drive Info)	SCORE Visitor	Home
Jaguars	1	9:21	M.Jones 25 yd. pass from T.Lawrence (J.Lambo kick) (11-83, 5:39)	0	7
Broncos	1	0:26	B.McManus 32 yd. Field Goal (13-61, 8:55)	3	7
Broncos	2	1:54	T.Patrick 12 yd. pass from T.Bridgewater (B.McManus kick) (8-80, 4:02)	10	7
Broncos	3	12:35	N.Fant 14 yd. pass from T.Bridgewater (B.McManus kick) (4-75, 2:25)	17	7
Broncos	3	1:04	B.McManus 46 yd. Field Goal (7-24, 3:19)	20	7
Broncos	4	5:42	B.McManus 40 yd. Field Goal (9-72, 4:49)	23	7
Jaguars	4	5:26	J.Agnew 102 yd. kickoff return (pass failed) (0-0, 0:16)	23	13

FINAL INDIVIDUAL STATISTICS																																
Denver Broncos										Jacksonville Jaguars																						
RUSHING	ATT	YDS	AVG	LG	TD	RUSHING	ATT	YDS	AVG	LG	TD	RUSHING	ATT	YDS	AVG	LG	TD	RUSHING	ATT	YDS	AVG	LG	TD									
J.Williams	13	64	4.9	16	0	J.Robinson	11	47	4.3	12	0	T.Lawrence	2	21	10.5	11	0	C.Hyde	2	7	3.5	6	0	L.Shenault	1	0	0.0	0	0			
M.Gordon	13	31	2.4	8	0	C.Hyde	2	7	3.5	6	0	L.Shenault	1	0	0.0	0	0	TOTAL	16	75	4.7	12	0	TOTAL	33	14	118	1/4	1	251	2	37.2
T.Bridgewater	4	1	0.3	2	0	TOTAL	16	75	4.7	12	0	TOTAL	33	14	118	1/4	1	251	2	37.2												
TOTAL	30	96	3.2	16	0	TOTAL	16	75	4.7	12	0	TOTAL	33	14	118	1/4	1	251	2	37.2												
PASSING	ATT	CMP	YDS	TKD/ YD	TD	LG	IN	Rtg.	PASSING	ATT	CMP	YDS	TKD/ YD	TD	LG	IN	Rtg.	PASSING	ATT	CMP	YDS	TKD/ YD	TD	LG	IN	Rtg.						
T.Bridgewater	34	26	328	3/26	2	55	0	125.6	T.Lawrence	33	14	118	1/4	1	251	2	37.2	TOTAL	33	14	118	1/4	1	251	2	37.2						
TOTAL	34	26	328	3/26	2	55	0	125.6	TOTAL	33	14	118	1/4	1	251	2	37.2															
PASS RECEIVING	TAR	NO	YDS	AVG	LG	TD	PASS RECEIVING	TAR	NO	YDS	AVG	LG	TD																			
C.Sutton	12	9	159	17.7	55	0	M.Jones	11	6	55	9.2	25t	1																			
N.Fant	6	4	33	8.3	14t	1	J.Robinson	3	3	17	5.7	13	0																			
A.Okwuegbunam	4	4	24	6.0	14	0	L.Shenault	7	2	-3	-1.5	5	0																			
T.Patrick	4	3	37	12.3	14	1	J.O'Shaughnessy	1	1	24	24.0	24	0																			
M.Gordon	2	2	38	19.0	30	0	D.Chark	4	1	19	19.0	19	0																			
K.Hinton	1	1	15	15.0	15	0	L.Farell	2	1	6	6.0	6	0																			
J.Williams	1	1	10	10.0	10	0	C.Hyde	2	0	0	0.0	0	0																			
E.Saubert	1	1	7	7.0	7	0	C.Manhertz	1	0	0	0.0	0	0																			
K.Hamler	3	1	5	5.0	5	0	T.Johnson	1	0	0	0.0	0	0																			
TOTAL	34	26	328	12.6	55	2	TOTAL	33	14	118	8.4	25t	1																			
INTERCEPTIONS	NO	YDS	AVG	LG	TD	INTERCEPTIONS	NO	YDS	AVG	LG	TD																					
K.Jackson	1	7	7.0	7	0	TOTAL	0	0	—	—	0																					
P.Surtain	1	0	0.0	0	0	TOTAL	0	0	—	—	0																					
TOTAL	2	7	3.5	7	0																											
PUNTING	NO	YDS	AVG	NET	TB	IN20	LG	PUNTING	NO	YDS	AVG	NET	TB	IN20	LG																	
S.Martin	4	180	45.0	44.5	0	4	48	L.Cooke	4	227	56.8	49.5	0	1	64																	
TOTAL	4	180	45.0	44.5	0	4	48	TOTAL	4	227	56.8	49.5	0	1	64																	
PUNT RETURNS	NO	YDS	AVG	FC	LG	TD	PUNT RETURNS	NO	YDS	AVG	FC	LG	TD																			
D.Spencer	2	29	14.5	1	25	0	J.Agnew	1	2	2.0	2	2	0																			
[DOWNED]	1	0	0.0	0	0	0	[DOWNED]	1	0	0.0	0	0	0																			
TOTAL	2	29	14.5	1	25	0	TOTAL	1	2	2.0	2	2	0																			
KICKOFF RETURNS	NO	YDS	AVG	FC	LG	TD	KICKOFF RETURNS	NO	YDS	AVG	FC	LG	TD																			
[TOUCHBACK]	2	0	0.0	0	0	0	J.Agnew	2	120	60.0	0	102t	1																			
TOTAL	0	0	0	0	0	0	[TOUCHBACK]	4	0	0.0	0	0	0																			
TOTAL	0	0	0	0	0	0	TOTAL	2	120	60.0	0	102t	1																			
Denver Broncos	Own	Opp.	Own	Opp.	Jacksonville Jaguars	Own	Opp.																									
FUMBLES	Fum	Lost	Rec.	Yds	TD	FF	Rec.	Yds	TD	Bnds	FUMBLES	Fum	Lost	Rec.	Yds	TD	Bnds															
TOTAL	0	0	0	0	0	0	0	0	0	0	TOTAL	0	0	0	0	0	0															

FINAL TEAM STATISTICS																			
BRONCOS					JAGUARS					BRONCOS					JAGUARS				
TOTAL FIRST DOWNS	22				12				FGs - PATs Had Blocked	0-0				0-0					
By Rushing	9				3				Net Punting Average	44.5				49.5					
By Passing	11				6				TOTAL RETURN YARDAGE (Not Including Kickoffs)	36				2					
By Penalty	2				3				No. and Yards Punt Returns	2-29				1-2					
THIRD DOWN EFFICIENCY	2-11-18.2%				4-11-36.4%				No. and Yards Kickoff Returns	0-0				2-120					
FOURTH DOWN EFFICIENCY	2-2-100.0%				1-1-100.0%				No. and Yards Interception Returns	2-7				0-0					
TOTAL NET YARDS	398				189				PENALTIES Number and Yards	10-101				7-70					
TOTAL Offensive Plays (inc. times thrown passing)	67				50				FUMBLES Number and Lost	0-0				0-0					
Average gain per offensive play	5.9				3.8				TOUCHDOWNS	2				2					
NET YARDS RUSHING	96				75				Rushing	0				2					
Total Rushing Plays	30				16				Passing	2				1					
Average gain per rushing play	3.2				4.7				Kickoff Returns	0				1					
Tackles for a loss-number and yards	2-7				1-1				EXTRA POINTS Made-Attempts	2-2				1-2					
NET YARDS PASSING	302				114				Kicking Made-Attempts	2-2				1-1					
Times thrown - yards lost attempting to pass	3-26				1-4				Passing Made-Attempts	0-0				0-1					
Gross yards passing	328				118				FIELD GOALS Made-Attempts	3-3				0-0					
PASS ATTEMPTS-COMPLETIONS-HAD INTERCEPTED	34-26-0				33-14-2				RED ZONE EFFICIENCY	2-4-50%				0-0-0%					
Avg gain per pass play (inc.# thrown passing)	8.2				3.4				GOAL TO GO EFFICIENCY	0-2-0%				0-0-0%					
KICKOFFS Number-In End Zone-Touchbacks	6-6-4				3-2-2				SAFETIES	0				0					
PUNTS Number and Average	4-45.0				4-56.8				FINAL SCORE	23				13					
Had Blocked	0				0				TIME OF POSSESSION	38:52				21:08					

BRONCOS DEFENSIVE STATISTICS																	
(Press Box Totals)																	
PLAYER	UT	A	TT	S-YDS	I	PD	FF	FR	PLAYER	UT	A	TT	S-YDS	I	PD	FF	FR
K.Jackson	4	2	6	0-0	1-7	1	0	0	S.Harris	0	2	2	0-0	0-0	0	0	0
J.Strnad	3	3	6	0-0	0-0	0	0	0	M.Reed	0	2	2	0-0	0-0	0	0	0
A.Johnson	1	4	5	0-0	0-0	0	0	0	B.Chubb	1	0	1	0-0	0-0	0	0	0
P.Surtain	2	2	4	0-0	1-0	1	0	0	S.Stephen	1	0	1	0-0	0-0	0	0	0
B.Callahan	2	1	3	0-0	0-0	2	0	0	D.Jones	0	1	1	0-0	0-0	0	0	0
J.Jewell	2	1	3	0-0	0-0	0	0	0	J.Simmons	0	1	1	0-0	0-0	0	0	0
M.Purcell	1	2	3	0-0	0-0	0	0	0	C.Sterns	0	0	0	0-0	0-0	1	0	0
V.Miller	2	0	2	1-4	0-0	0	0	0	Team Totals	20	22	42	1-4	2-7	5	0	0
K.Fuller	1	1	2	0-0	0-0	0	0	0									



Broncos 26, Jets 0

Sunday, Sept. 26, 2021 • 2:05 p.m. MDT • Empower Field at Mile High • Denver

WEATHER: Sunny, 85°, Wind NE 7 mph • TIME: 2:54 • ATTENDANCE: 75,882

The Denver Broncos extended their win streak to three when they shutout the New York Jets 26-0 in their home opener.

It marked the first time since 2016 the Broncos started the season 3-0 and was the largest margin of victory for the club since a 35-point win at Arizona in 2018.

Broncos' QB Teddy Bridgewater completed 19-of-25 passes for 235 yards (104.6 rtg.). K Brandon McManus led the team in points scored (14) and converted on all four field goal attempts (45, 47, 21 and 36).

After exchanging possessions to begin the game, Denver struck first when rookie RB Javonte Williams barreled into the end zone on a 1-yard rush for his first-career touchdown.

With just 3:27 remaining in the quarter, the Jets made an attempt to respond. ILB Alexander Johnson halted the drive on third down by sacking QB Zack Wilson for a loss of 14 yards. Forced to punt, the Broncos were able to start their drive on their own 36-yard line and quickly converting two first downs to encroach on Jets' territory before the end of the first.

With prime field position, McManus connected on a 45-yard field goal to begin the second quarter, extending the lead 10-0.

A defensive battle ensued between the two clubs until DE Shelby Harris and OLB Von Miller sacked Wilson twice on the same drive to force a three-and-out.

WR KJ Hamler was injured on the first play of the drive, but that did not stop the offense from their pursuit. A defensive pass interference was called on Jets' CB Brandin Echols, which set the Broncos up on the 1-yard line. RB Melvin Gordon III pushed through into the end zone on the next attempt.

The Jets started the half with the ball, but after a quick three-and-out, the ball returned to the Broncos. Encroaching field goal range, Bridgewater was sacked by DL Quinnen Williams and DL Bryce Huff for a loss of 8 yards. Still, the field goal unit trotted onto the field, where McManus split the uprights to make the game 20-0.

The consistency of McManus continued in the fourth quarter, where an 11-play, 71-yard drive resulted in a 21-yard field goal.

The following series was highlighted by S Justin Simmons intercepting Wilson and returning it 35 yards. The momentum was quickly lost when Javonte Williams fumbled, which was recovered by Quinnen Williams.

The Broncos' defense was stout as the Jets attempted to capitalize on the opportunity, but Johnson was able to make his way to the quarterback for the second time for a turnover on downs.

In prime field position, the offense wasn't able to gain much ground, but McManus was able to net another field goal (36 yards) to set the score 26-0.

Rookie S Caden Sterns posted the defense's second interception of the game and returned it 46 yards to seal the game.

In total, the defensive unit posted 40 tackles (28 solo), five sacks, six passes defended and two interceptions.

DENVER BRONCOS

OFFENSE		DEFENSE	
LT 72	G. Bolles	DE 93	D. Jones
LG 66	D. Risner	NT 98	M. Purcell
C 79	L. Cushenberry	DE 96	S. Harris
RG 61	G. Glasgow	SLB 58	V. Miller
RT 70	B. Massie	WLB 59	M. Reed
TE 87	N. Fant	ILB 45	A. Johnson
WR 1	K. Hamler	ILB 40	J. Strnad
RB 25	M. Gordon	LCB 23	K. Fuller
QB 5	T. Bridgewater	RCB 2	P. Surtain
WR 14	C. Sutton	SS 22	K. Jackson
WR 81	T. Patrick	LCB 31	J. Simmons

BRONCOS SUBSTITUTIONS: P 6 S.Martin, K 8 B.McManus, WR 9 K.Hinton, WR 11 D.Spencer, DB 12 M.Ford, CB 27 N.Hairston, RB 28 D.Crockett, CB 29 B.Callahan, S 30 C.Sterns, RB 33 J.Williams, S 37 P.Locke, LB 43 M.Kiser, LS 46 J.Bohnmoyer, OLB 48 A.Mintze, LB 50 J.Griffith, G 52 N.Muti, OLB 53 J.Cooper, LB 56 B.Browning, T 76 C.Anderson, OL 77 Q.Meinerz, TE 82 E.Saubert, FB/TE 83 A.Beck, TE 85 A.Okwuegbunam, DL 90 D.Williams, DL 99 S.Stephen **DID NOT PLAY:** QB 3 D.Lock, **INACTIVE:** CB 35 K.Vincent, S 41 J.Johnson, T 73 C.Fleming, OLB 94 A.Patrick, DL 95 M.Agin.

NEW YORK JETS

OFFENSE		DEFENSE	
WR 84	C. Davis	DL 91	J. Franklin-Myers
TE 81	T. Kroft	DL 95	Q. Williams
LT 76	G. Fant	DL 94	F. Fatukasi
LG 75	A. Vera-Tucker	DL 97	B. Huff
C 60	C. McGovern	LB 57	C. Mosely
RG 62	G. Van Roten	LB 56	Qu. Williams
RT 78	M. Moses	CB 30	M. Carter II
TE 86	R. Griffin	CB 37	B. Hall
WR 8	E. Moore	CB 26	B. Echols
QB 2	Z. Wilson	S 20	M. Maye
RB 32	Mi. Carter	S 33	A. Colbert

JETS SUBSTITUTIONS: P 4 T.Morstead, K 6 M.Ammendola, WR 10 B.Berrios, WR 16 J.Smith, RB 25 T.Johnson, CB 27 I.Dunn, CB 34 J.Hardee, RB 36 J.Adams, S 39 J.Wilson, CB 40 J.Guidry, CB 41 J.Pinnock, LS 42 T.Hennessy, LB 43 D.Phillips, LB 44 J.Sherwood, LB 45 H.Nasirildien, DL 50 S.Lawson, DE 51 T.Ward, OL 67 D.Feeney, TE 85 T.Wesco, TE 87 D.Brown, WR 88 K.Cole, DL 97 N.Shepherd, T 98 S.Rankins **DID NOT PLAY:** QB 5 M.White, T 70 C.Edoga, OL 71 I.Williams **INACTIVE:** WR 11 D.Mims, RB 22 L.Perine, RB 23 T.Coleman, WR 82 J.Crowder, DL 96 J.Marshall.

OFFICIALS:

Referee — Land Clark (130); **Umpire** — Paul King (121); **Down Judge** — Danny Short (113); **Line Judge** — Brian Bolinger (40); **Field Judge** — Michael Banks (72); **Side Judge** — Anthony Fleming (90); **Back Judge** — Greg Meyer (78); **Replay** — Jimmy Oldham

		1	2	3	4	OT	TOTAL	FIELD GOALS (made () & missed)	
VISITOR	New York Jets	0	0	0	0	0	0		
HOME	Denver Broncos	7	10	3	6	0	26	B. McManus (45) (47) (21) (36)	

Team	Qtr	Clock Time	PLAY DESCRIPTION (Extra Point) (Drive Info)	SCORE	
				Visitor	Home
Broncos	1	3:27	J.Williams 1 yd. run (B.McManus kick) (11-75, 7:10)	0	7
Broncos	2	14:50	B.McManus 45 yd. Field Goal (6-37, 1:59)	0	10
Broncos	2	0:56	M.Gordon 1 yd. run (B.McManus kick) (9-64, 2:42)	0	17
Broncos	3	9:23	B.McManus 47 yd. Field Goal (8-37, 4:37)	0	20
Broncos	4	6:41	B.McManus 21 yd. Field Goal (11-71, 7:33)	0	23
Broncos	4	1:00	B.McManus 36 yd. Field Goal (6-12, 2:02)	0	26

FINAL INDIVIDUAL STATISTICS																							
Denver Broncos										New York Jets													
RUSHING	ATT	YDS	AVG	LG	TD	RUSHING	ATT	YDS	AVG	LG	TD	RUSHING	ATT	YDS	AVG	LG	TD	RUSHING	ATT	YDS	AVG	LG	TD
M.Gordon	18	60	3.3	10	1	Mi.Carter	9	24	2.7	8	0	T.Johnson	3	17	5.7	13	0	Z.Wilson	1	2	2.0	2	0
J.Williams	12	29	2.4	14	1	T.Johnson	3	17	5.7	13	0	Z.Wilson	1	2	2.0	2	0						
T.Bridgewater	4	24	6.0	13	0																		
D.Crockett	3	7	2.3	6	0																		
TOTAL	37	120	3.2	14	2	TOTAL	13	43	3.3	13	0	TOTAL	13	43	3.3	13	0	TOTAL	13	43	3.3	13	0

FINAL INDIVIDUAL STATISTICS																										
Denver Broncos										New York Jets																
PASSING	ATT	CMP	YDS	TD	LG	IN	Rtg.	PASSING	ATT	CMP	YDS	TD	LG	IN	Rtg.	PASSING	ATT	CMP	YDS	TD	LG	IN	Rtg.			
T.Bridgewater	25	19	235	2/12	0	31	0	104.6	Z.Wilson	35	19	160	5/41	0	23	2	42.6									
TOTAL	25	19	235	2/12	0	31	0	104.6	TOTAL	35	19	160	5/41	0	23	2	42.6	TOTAL	35	19	160	5/41	0	23	2	42.6

FINAL INDIVIDUAL STATISTICS																				
Denver Broncos										New York Jets										
PASS RECEIVING	TAR	NO	YDS	AVG	LG	TD	PASS RECEIVING	TAR	NO	YDS	AVG	LG	TD	PASS RECEIVING	TAR	NO	YDS	AVG	LG	TD
T.Patrick	5	5	98	19.6	31	0	C.Davis	10	5	41	8.2	13	0	E.Moore	6	3	22	7.3	14	0
C.Sutton	5	5	37	7.4	14	0	K.Cole	2	2	30	15.0	23	0	B.Berrios	3	2	26	13.0	22	0
J.Williams	4	3	33	11.0	17	0	T.Kroff	2	2	12	6.0	8	0	Mi.Carter	3	2	5	2.5	10	0
N.Fant	3	2	15	7.5	9	0	J.Smith	1	1	13	13.0	13	0	T.Johnson	5	1	6	6.0	6	0
K.Hamler	3	1	28	28.0	28	0	R.Griffin	1	1	5	5.0	5	0							
M.Gordon	2	1	21	21.0	21	0														
A.Okwuegbunam	1	1	6	6.0	6	0														
D.Spencer	1	1	-3	-3.0	-3	0														
TOTAL	24	19	235	12.4	31	0	TOTAL	33	19	160	8.4	23	0	TOTAL	33	19	160	8.4	23	0

FINAL INDIVIDUAL STATISTICS																							
Denver Broncos										New York Jets													
INTERCEPTIONS	NO	YDS	AVG	LG	TD	INTERCEPTIONS	NO	YDS	AVG	LG	TD	INTERCEPTIONS	NO	YDS	AVG	LG	TD	INTERCEPTIONS	NO	YDS	AVG	LG	TD
C.Sterns	1	46	46.0	46	0																		
J.Simmons	1	35	35.0	35	0																		
TOTAL	2	81	40.5	46	0	TOTAL	0	0	0.0	0	0	TOTAL	0	0	0.0	0	0	TOTAL	0	0	0.0	0	0

FINAL INDIVIDUAL STATISTICS																							
Denver Broncos										New York Jets													
PUNTING	NO	YDS	AVG	NET	TB	IN20	LG	PUNTING	NO	YDS	AVG	NET	TB	IN20	LG	PUNTING	NO	YDS	AVG	NET	TB	IN20	LG
S.Martin	3	122	40.7	40.7	0	1	53	T.Morstead	6	280	46.7	44.0	0	2	51								
TOTAL	3	122	40.7	40.7	0	1	53	TOTAL	6	280	46.7	44.0	0	2	51								

FINAL INDIVIDUAL STATISTICS																				
Denver Broncos										New York Jets										
PUNT RETURNS	NO	YDS	AVG	FC	LG	TD	PUNT RETURNS	NO	YDS	AVG	FC	LG	TD	PUNT RETURNS	NO	YDS	AVG	FC	LG	TD
D.Spencer	2	16	8.0	3	11	0	[DOWNED]	2	0	0.0	0	0	0	[OUT OF BOUNDS]	1	0	0.0	0	0	0
[OUT OF BOUNDS]	1	0	0.0	0	0	0	[OUT OF BOUNDS]	1	0	0.0	0	0	0	[OUT OF BOUNDS]	1	0	0.0	0	0	0
TOTAL	2	16	8.0	3	11	0	TOTAL	0	0	0.0	0	0	0	TOTAL	0	0	0.0	0	0	0

FINAL INDIVIDUAL STATISTICS																				
Denver Broncos										New York Jets										
KICKOFF RETURNS	NO	YDS	AVG	FC	LG	TD	KICKOFF RETURNS	NO	YDS	AVG	FC	LG	TD	KICKOFF RETURNS	NO	YDS	AVG	FC	LG	TD
[TOUCHBACK]	1	0	0.0	0	0	0	B.Berrios	1	21	21.0	0	21	0	[TOUCHBACK]	6	0	0.0	0	0	0
TOTAL	0	0	0.0	0	0	0	TOTAL	1	21	21.0	0	21	0	TOTAL	1	21	21.0	0	21	0

FINAL TEAM STATISTICS																					
Denver Broncos										New York Jets											
FUMBLES	Fum	Lost	Rec.	Yds	TD	FF	Rec.	Yds	TD	Bnds	FUMBLES	Fum	Lost	Rec.	Yds	TD	FF	Rec.	Yds	TD	Bnds
J.Williams	1	1	0	0	0	0	0	0	0	0	Q.Williams	0	0	0	0	0	1	0	0	0	
Total	1	1	0	0	0	0	0	0	0	0	D.Phillips	0	0	0	0	0	1	0	34	0	

BRONCOS DEFENSIVE STATISTICS																										
(Press Box Totals)																										
PLAYER	UT	A	TT	S-YDS	I	PD	FF	FR	PLAYER	UT	A	TT	S-YDS	I	PD	FF	FR	PLAYER	UT	A	TT	S-YDS	I	PD	FF	FR
A.Johnson	5	0	5	2-26	0-0	1	0	0	K.Jackson	1	1	2	0-0	0-0	0	0	0	B.Callahan	1	0	1	0-0	0-0	1	0	0
P.Surbin	5	0	5	0-0	0-0	1	0	0	A.Mintze	1	0	1	0-0	0-0	0	0	0	M.Reed	2	2	4	1-6	0-0	0	0	0
M.Reed	2	2	4	1-6	0-0	0	0	0	D.Jones	1	0	1	0-0	0-0	0	0	0	J.Srnad	2	2	4	0-0	0-0	0	0	0
J.Srnad	2	2	4	0-0	0-0	0	0	0	J.Cooper	0	1	1	0-0	0-0	0	0	0	K.Fuller	3	0	3	0-0	0-0	0	0	0
K.Fuller	3	0	3	0-0	0-0	0	0	0	M.Purcell	0	1	1	0-0	0-0	0	0	0	V.Miller	1	2	3	1-8	0-0	0	0	0
V.Miller	1	2	3	1-8	0-0	0	0	0	D.Williams	0	0	0	0-0	0-0	0	0	0	S.Stephen	1	2	3	0-0	0-0	0	0	0
S.Stephen	1	2	3	0-0	0-0	0	0	0	N.Hairston	0	0	0	0-0	0-0	0	0	0	S.Harris	2	0	2	1-1	0-0	0	0	0
S.Harris	2	0	2	1-1	0-0	0	0	0	E.Saubert	0	0	0	0-0	0-0	0	0	0	C.Sterns	2	0	2	0-0	1-6	1	0	0
C.Sterns	2	0	2	0-0	1-6	1	0	0	Team Totals	28	12	40	5-41	2-81	6	0	0	J.Simmons	1	1	2	0-0	1-35	1	0	0
J.Simmons	1	1	2	0-0	1-35	1	0	0																		



Ravens 23, Broncos 7

Sunday, Oct. 3, 2021 • 2:25 p.m. MDT • Empower Field at Mile High • Denver

WEATHER: Sunny, 76°, Wind E 9 mph • **TIME:** 3:01 • **ATTENDANCE:** 76,490

The Denver Broncos fell to the Baltimore Ravens 23-7 for their first loss of the season.

The Broncos held the Ravens to their fewest rushing yards (102) since Ravens' QB Lamar Jackson's starting debut at that point, spanning 43 games.

RB Melvin Gordon III led Denver on the ground with 56 yards on nine carries (6.2 avg.) as the Broncos outruled the Ravens with 106 yards. WR Courtland Sutton set the pace through the air for the team, grabbing three catches for 47 yards (15.7 avg.).

Defensively, S Caden Sterns produced his first two career sacks, taking down Jackson for a four-yard loss in the second quarter and an eight-yard loss in the third quarter to become the first rookie DB since 2017 to have a two-sack game. S Kareem Jackson led all defenders with 11 tackles (8 solo) and S Justin Simmons tallied two passes defensed along with eight tackles (6 solo).

Both teams spent the first quarter getting a feel for the game, trading possessions the entire quarter. The Broncos' defense was able to hold Baltimore within their end of the field the entire quarter, allowing only 44 yards of total offense.

The field positioning battle would be crucial, as it allowed the Broncos to get on the board first. TE Noah Fant brought in a three-yard pass from QB Teddy Bridgewater to cap off a five-play, 57-yard drive on the second play of the second quarter to take a 7-0 lead. It was Fant's second touchdown of the year and the eighth of his career.

Baltimore answered right back, putting together an eight-play, 75-yard drive of their own and capped off by an 11-yard run by RB Latavius Murray to even the score at seven.

After the Broncos punted on the next drive, Jackson connected deep with WR Marquise Brown for a 49-yard score to give the Ravens the 14-7 advantage.

Both teams would exchange punts for most of the quarter until Baltimore WR Devin Duvernay returned a punt 42 yards to set up Ravens' K Justin Tucker to end the half from 40 yards out.

The third quarter would another defensive battle on both ends as both teams were unable to get out of their end of the field during their first two drives after halftime.

On their third drive of the half, the Ravens would find some momentum and help Tucker hit once again, this time from 46 yards with 13:43 remaining in the game.

After a couple of more punts, two from Denver and one from Baltimore, Tucker would close out the scoring by knocking in a 20-yard field goal with 1:54 left in the game after the Ravens drove 78 yards in 15 plays.

Denver came up empty on their last drive of the game when they drove down the field, going 70 yards in eight plays but ultimately getting intercepted at the goal line by CB Anthony Averett with 0:03 remaining.

OFFICIALS:

Referee — Craig Wolstad (4); **Umpire** — Steven Woods (54); **Down Judge** — Jim Mello (48); **Line Judge** — Tripp Sutter (37); **Field Judge** — Terry Brown (43); **Side Judge** — Jeff Lamberth (21); **Back Judge** — Grants Bell (27); **Replay** — Kevin Stine

DENVER BRONCOS

OFFENSE		DEFENSE	
LT 72	G. Bolles	DE 93	D. Jones
LG 77	Q. Meinerz	NT 98	M. Purcell
C 79	L. Cushenberry	DE 96	S. Harris
RG 52	N. Muti	SLB 58	V. Miller
RT 70	B. Massie	WLB 59	M. Reed
TE 87	N. Fant	ILB 45	A. Johnson
TE 85	A. Okwuegbunam	ILB 40	J. Strnad
WR 81	T. Patrick	LCB 23	K. Fuller
QB 5	T. Bridgewater	RCB 2	P. Surtain
RB 25	M. Gordon	SS 22	K. Jackson
WR 14	C. Sutton	FS 31	J. Simmons

BRONCOS SUBSTITUTIONS: QB 3 D.Lock, P 6 S.Martin, K 8 B.McManus, WR 9 K.Hinton, WR 11 D.Spencer, DB 12 M.Ford, CB 27 N.Hairston, RB 28 D.Crockett, CB 29 B.Callahan, S 30 C.Sterns, RB 33 J.Williams, S 37 P.Locke, ILB 42 C.Robinson, ILB 43 M.Kiser, LS 46 J.Bobenmoyer, OLB 53 J.Cooper, G/C 71 A.Schlottmann, T 76 C.Anderson, TE 82 E.Saubert, FB/TE 83 A.Beck, WR 89 D.Moore, DL 90 D.Williams, OLB 94 A.Patrick, DL 95 M.Agim, DL 99 S.Stephen
DID NOT PLAY: T 73 C.Fleming **INACTIVE:** QB 4 B.Rypien, CB 35 K.Vincent, S 41 J.Johnson, OLB 48 A.Mintze, LB 56 B.Browning, G 61 G.Glasgow, G 66 D.Risner.

BALTIMORE RAVENS

OFFENSE		DEFENSE	
TE 89	M. Andrews	DT 93	C. Campbell
LG 72	B. Powers	NT 98	B. Williams
C 77	B. Bozeman	DT 92	J. Madubuike
RG 70	K. Zeitler	RUSH 50	J. Houston
RT 65	P. Mekari	MLB 6	P. Queen
T 78	A. Villanueva	WLB 40	M. Harrison
FB 42	P. Ricard	SAM 54	T. Bowser
WR 14	S. Watkins	LCB 23	A. Averett
WR 5	M. Brown	RCB 44	M. Humphrey
QB 8	L. Jackson	DB 21	M. Stephens
RB 28	L. Murray	SS 36	C. Clark

RAVENS SUBSTITUTIONS: P 4 S.Koch, K 9 J.Tucker, WR 11 J.Proche, WR 13 D.Duvernay, WR 16 T.Wallace, RB 17 L.Bell, CB 22 J.Smith, CB 25 T.Young, S 26 G.Stone, RB 33 D.Freeman, CB 38 K.Seymour, DB/LB 41 A.Levine, LS 46 N.Moore, LB 49 C.Board, LB 56 J.Bynes, ILB 57 K.Welch, C 63 T.Colon, G 66 B.Cleveland, DT 71 J.Ellis, OT 76 A.Smith, TE 84 J.Oliver, TE 85 E.Tomlinson, LB 90 P.McPhee, DT 96 B.Washington, OLB 99 O.Oweh **DID NOT PLAY:** QB 2 T.Huntley **INACTIVE:** S 29 A.Washington, S 32 D.Elliott, RB 34 T.Williams, T 79 R.Stanley.

		1	2	3	4	OT	TOTAL	FIELD GOALS (made () & missed)	
VISITOR	Baltimore Ravens	0	17	0	6	0	23	J. Tucker (40) (46) (20)	
HOME	Denver Broncos	0	7	0	0	0	7		

Team	Qtr	Clock Time	PLAY DESCRIPTION (Extra Point) (Drive Info)	SCORE	
				Visitor	Home
Broncos	2	14:18	N.Fant 3 yd. pass from T.Bridgewater (B.McManus kick) (5-57, 2:07)	0	7
Ravens	2	10:21	L.Murray 11 yd. run (J.Tucker kick) (8-75, 3:57)	7	7
Ravens	2	7:09	M.Brown 49 yd. pass from L.Jackson (J.Tucker kick) (4-60, 1:27)	14	7
Ravens	2	0:00	J.Tucker 40 yd. Field Goal (5-4, 0:31)	17	7
Ravens	4	13:37	J.Tucker 46 yd. Field Goal (13-48, 5:41)	20	7
Ravens	4	1:51	J.Tucker 20 yd. Field Goal (15-78, 6:35)	23	7

FINAL INDIVIDUAL STATISTICS

Denver Broncos										Baltimore Ravens													
RUSHING	ATT	YDS	AVG	LG	TD	RUSHING	ATT	YDS	AVG	LG	TD	RUSHING	ATT	YDS	AVG	LG	TD						
M.Gordon	9	56	6.2	14	0	L.Murray	18	59	3.3	11t	1	L.Jackson	7	28	4.0	7	0						
J.Williams	7	48	6.9	31	0	L.Bell	4	11	2.8	4	0	D.Freeman	1	4	4.0	4	0						
T.Bridgewater	1	2	2.0	2	0	TOTAL	30	102	3.4	11t	1	TOTAL	30	102	3.4	11t	1						
TOTAL	17	106	6.2	31	0	TOTAL	30	102	3.4	11t	1	TOTAL	30	102	3.4	11t	1						
PASSING	ATT	CMP	YDS	TKD/	YD	TD	LG	IN	Rtg.	PASSING	ATT	CMP	YDS	TKD/	YD	TD	LG	IN	Rtg.				
D.Lock	21	12	113	3/15	0	32	1	52.3	L.Jackson	37	22	316	3/12	1	49t	0	96.2						
T.Bridgewater	16	7	65	2/15	1	19	0	76.3	TOTAL	37	22	316	3/12	1	49t	0	96.2						
TOTAL	37	19	178	5/30	1	32	1	62.7	TOTAL	37	22	316	3/12	1	49t	0	96.2						
PASS RECEIVING	TAR	NO	YDS	AVG	LG	TD	PASS RECEIVING	TAR	NO	YDS	AVG	LG	TD	PASS RECEIVING	TAR	NO	YDS	AVG	LG	TD			
N.Fant	10	6	46	7.7	14	1	J.Proche	6	5	74	14.8	32	0	M.Andrews	8	5	67	13.4	24	0			
C.Sutton	8	3	47	15.7	32	0	M.Brown	5	4	91	22.8	49t	1	S.Watkins	7	4	49	12.3	20	0			
T.Patrick	6	3	39	13.0	19	0	D.Duverny	6	3	31	10.3	17	0	P.Ricard	1	1	4	4.0	4	0			
J.Williams	3	3	11	3.7	9	0	L.Bell	1	0	0	0.0	0	0	J.Oliver	1	0	0	0.0	0	0			
M.Gordon	4	2	11	5.5	8	0	TOTAL	35	22	316	14.4	49t	1	TOTAL	35	22	316	14.4	49t	1			
K.Hinton	3	1	13	13.0	13	0	TOTAL	37	22	316	3/12	1	49t	0	96.2								
A.Okweugbunam	2	1	11	11.0	11	0	TOTAL	37	22	316	3/12	1	49t	0	96.2								
D.Spencer	1	0	0	0.0	0	0	TOTAL	37	22	316	3/12	1	49t	0	96.2								
TOTAL	37	19	178	5/30	1	32	1	62.7	TOTAL	37	22	316	3/12	1	49t	0	96.2						
INTERCEPTIONS	NO	YDS	AVG	LG	TD	INTERCEPTIONS	NO	YDS	AVG	LG	TD	INTERCEPTIONS	NO	YDS	AVG	LG	TD						
A.Averett	1	0	0.0	0	0	A.Averett	1	0	0.0	0	0	A.Averett	1	0	0.0	0	0						
TOTAL	0	0	0.0	0	0	TOTAL	1	0	10.0	0	0	TOTAL	1	0	10.0	0	0						
PUNTING	NO	YDS	AVG	NET	TB	IN20	LG	PUNTING	NO	YDS	AVG	NET	TB	IN20	LG	PUNTING	NO	YDS	AVG	NET	TB	IN20	LG
S.Martin	10	491	49.1	38.7	2	4	68	S.Koch	7	335	47.9	41.9	1	1	57								
TOTAL	10	491	49.1	38.7	2	4	68	TOTAL	7	335	47.9	41.9	1	1	57								
PUNT RETURNS	NO	YDS	AVG	FC	LG	TD	PUNT RETURNS	NO	YDS	AVG	FC	LG	TD	PUNT RETURNS	NO	YDS	AVG	FC	LG	TD			
D.Spencer	2	13	6.5	0	8	0	D.Duverny	3	64	21.3	3	42	0	[DOWNED]	1	0	0.0	0	0	0			
K.Hinton	1	9	9.0	2	9	0	[OUT OF BOUNDS]	1	0	0.0	0	0	0	[OUT OF BOUNDS]	1	0	0.0	0	0	0			
[OUT OF BOUNDS]	1	0	0.0	0	0	0	[TOUCHBACK]	2	0	0.0	0	0	0	[TOUCHBACK]	2	0	0.0	0	0	0			
[TOUCHBACK]	1	0	0.0	0	0	0	TOTAL	3	64	21.3	3	42	0	TOTAL	3	64	21.3	3	42	0			
TOTAL	3	22	7.3	2	9	0	TOTAL	3	64	21.3	3	42	0	TOTAL	3	64	21.3	3	42	0			
KICKOFF RETURNS	NO	YDS	AVG	FC	LG	TD	KICKOFF RETURNS	NO	YDS	AVG	FC	LG	TD	KICKOFF RETURNS	NO	YDS	AVG	FC	LG	TD			
D.Spencer	2	36	18.0	0	19	0	[TOUCHBACK]	2	0	0.0	0	0	0	[TOUCHBACK]	2	0	0.0	0	0	0			
[TOUCHBACK]	3	0	0.0	0	0	0	TOTAL	0	0	0.0	0	0	0	TOTAL	0	0	0.0	0	0	0			
TOTAL	2	36	18.0	0	19	0	TOTAL	0	0	0.0	0	0	0	TOTAL	0	0	0.0	0	0	0			
Denver Broncos	Fum	Lost	Own	Yds	TD	Opp.	Yds	TD	Out	Baltimore Ravens	Fum	Lost	Own	Yds	TD	Opp.	Yds	TD	Out				
FUMBLES	Fum	Lost	Own	Yds	TD	Opp.	Yds	TD	Bnds	FUMBLES	Fum	Lost	Own	Yds	TD	Opp.	Yds	TD	Bnds				
TOTAL	0	0	0	0	0	0	0	0	0	TOTAL	0	0	0	0	0	0	0	0	0				

FINAL TEAM STATISTICS

	BRONCOS	RAVENS		BRONCOS	RAVENS
TOTAL FIRST DOWNS	15	20	FGs - PATS Had Blocked	0-0	0-0
By Rushing	5	6	Net Punting Average	38.7	41.9
By Passing	9	14	TOTAL RETURN YARDAGE (Not Including Kickoffs)	22	64
By Penalty	1	0	No. and Yards Punt Returns	3-22	3-64
THIRD DOWN EFFICIENCY	3-14-21.4%	7-17-41.2%	No. and Yards Kickoff Returns	2-36	0-0
FOURTH DOWN EFFICIENCY	0-0-0.0%	0-0-0.0%	No. and Yards Interception Returns	0-0	1-0
TOTAL NET YARDS	254	406	PENALTIES Number and Yards	4-25	6-55
Total Offensive Plays (inc. times thrown passing)	59	70	FUMBLES Number and Lost	0-0	0-0
Average gain per offensive play	4.3	5.8	TOUCHDOWNS	1	2
NET YARDS RUSHING	106	102	Rushing	0	1
Total Rushing Plays	17	30	Passing	1	1
Average gain per rushing play	6.2	3.4	EXTRA POINTS Made-Attempts	1-1	2-2
Tackles for a loss-number and yards	2-4	3-4	Kicking Made-Attempts	1-1	2-2
NET YARDS PASSING	148	304	FIELD GOALS Made-Attempts	0-0	3-3
Times thrown - yards lost attempting to pass	5-30	3-12	RED ZONE EFFICIENCY	1-2-50%	1-3-33%
Gross yards passing	178	316	GOAL TO GO EFFICIENCY	1-1-100%	0-1-0%
PASS ATTEMPTS-COMPLETIONS-HAD INTERCEPTED	37-19-1	37-22-0	SAFETIES	7	0
Avg gain per pass play (inc # thrown passing)	3.5	7.6	FINAL SCORE	0	23
KICKOFFS Number-In End Zone-Touchbacks	2-2-2	5-3-3	TIME OF POSSESSION	26:53	33:07
PUNTS Number and Average	10-49.1	7-47.9			
Had Blocked	0	0			

BRONCOS DEFENSIVE STATISTICS

(Press Box Totals)

PLAYER	UT	A	TT	S-YDS	I	PD	FF	FR	PLAYER	UT	A	TT	S-YDS	I	PD	FF	FR
K.Jackson	8	3	11	0-0	0-0	0	0	0	S.Stephen	0	2	2	0-0	0-0	0	0	0
J.Simmons	6	2	8	0-0	0-0	2	0	0	B.Callahan	1	0	1	0-0	0-0	1	0	0
A.Johnson	5	3	8	0-0	0-0	0	0	0	D.Jones	1	0	1	0-0	0-0	0	0	0
P.Surtain	6	0	6	0-0	0-0	0	0	0	A.Patrick	1	0	1	0-0	0-0	0	0	0
M.Purcell	4	1	5	0-0	0-0	0	0	0	M.Agim	0	1	1	0.5-0	0-0	0	0	0
K.Fuller	4	1	5	0-0	0-0	0	0	0	J.Cooper	0	1	1	0-0	0-0	0	0	0
V.Miller	1	4	5	0-0	0-0	0	0	0	M.Reed	0	0	0	0-0	0-0	0	0	0
S.Harris	2	1	3	0-0	0-0	0	0	0	M.Kiser	0	0	0	0-0	0-0	0	0	0
C.Sterns	2	0	2	2-12	0-0	1	0	0	P.Locke	0	0	0	0-0	0-0	0	0	0
J.Strmad	2	0	2	0-0	0-0	0	0	0	J.Bobermoyer	0	0	0	0-0	0-0	0	0	0
D.Williams	1	1	2	0-0	0-0	0	0	0	Team Totals	44	20	64	3-12	0-0	5	0	0



Steelers 27, Broncos 19

Sunday, Oct. 10, 2021 • 1:02 p.m. EDT • Heinz Field • Pittsburgh, Pa.

WEATHER: Sunny, 73°, Wind SE 8 mph • TIME: 3:04 • ATTENDANCE: 59,841

The Denver Broncos lost their second consecutive game, falling to the Pittsburgh Steelers 27-19 in Pittsburgh.

In a tightly contested, it came down to the final play of the game to decide this matchup as the Broncos were unable to break into the end zone from the Steelers' three-yard line.

The Broncos finished with 374 total yards of offense on 58 plays and were 3-of-4 (75%) on their fourth down attempts. WR Courtland Sutton led receivers with 120 yards on seven receptions (17.1 avg.), including a 39-yard touchdown in the fourth quarter. On the ground, RB Javonte Williams tallied 61 rushing yards on eight attempts (7.6 avg.).

Pittsburgh came out of the gates hot, scoring on their opening drive that went six-plays, 85 yards and was capped by a 50-yard touchdown pass from Steelers QB Ben Roethlisberger to WR Diontae Johnson.

Denver would punt of their first possession before OLB Malik Reed sacked Roethlisberger, forcing a fumble that was recovered by ILB Alexander Johnson to set the Broncos up at the Steelers 29-yard line.

The stingy Pittsburgh defense would hold up, making K Brandon McManus hit a 39-yard field goal to make the score 7-3 with 4:08 remaining in the first quarter.

On their next drive, the Steelers would drive 45 yards, getting to the Broncos' 30-yard line before Denver's defense slammed the door and forced K Chris Boswell to nail a 48-yard field goal to regain the seven-point lead.

The teams would trade punts before Denver would set up shop at their own 40-yard line. Williams busted through the line, posting a 49-yard gain to get Denver on the doorstep of the goal line. Denver was unable to get into the end zone and McManus hit again, this time from 29 yards, to bring the score to 10-6.

Pittsburgh responded once again when RB Najee Harris crossed the goal line to give Pittsburgh a 17-6 lead. The half would end as Denver and Pittsburgh were unable to score in their last two possessions.

After Denver punted in their first drive of the second half, Pittsburgh traveled 86 yards to extend their lead to 24-6 after Roethlisberger connected with WR Chase Claypool for 18 yard score.

The Broncos got into the swing of things the next possession as QB Teddy Bridgewater led the offense down the field in 14 plays for 75 yards and connected with WR Kendall Hinton for his first career touchdown catch to make the score 24-13 with 10:19 left in the game.

After forcing the Steelers to punt the next drive, Denver would again find the end zone. This time, it was Bridgewater finding Sutton for 39-yards with 5:59 remaining but would fail on the two-point conversion to make the score 24-19.

Boswell would hit another field goal for Pittsburgh to give them an eight-point lead and give Denver the ball with 2:29 left in the game.

In desperation mode, Bridgewater would bring the Broncos to the cusp of the goal line once again, reaching the Steeler's 3-yard line with 22 seconds remaining but would be intercepted by CB James Pierre to close the game.

OFFICIALS:

Referee — Brad Rogers (126); **Umpire** — Carl Paganelli (124); **Down Judge** — Kent Payne, (79); **Line Judge** — Thomas Eaton (87); **Field Judge** — Aaron Santi (50); **Side Judge** — Gary Cavalletto (60); **Back Judge** — Greg Steed (12); **Replay** — Kevin Brown

DENVER BRONCOS

OFFENSE		DEFENSE	
LT 72	G. Bolles	NT 98	M. Purcell
LG 66	D. Risner	DE 96	S. Harris
C 79	L. Cushmanberry	SLB 58	V. Miller
RG 61	G. Glasgow	WLB 59	M. Reed
RT 70	B. Massie	ILB 45	A. Johnson
TE 87	N. Fant	ILB 40	J. Strnad
WR 14	C. Sutton	LCB 23	K. Fuller
WR 81	T. Patrick	RCB 2	P. Surtain
QB 5	T. Bridgewater	CB 29	B. Callahan
RB 25	M. Gordon	SS 22	K. Jackson
TE 82	E. Saubert	FS 31	J. Simmons

BRONCOS SUBSTITUTIONS: P 6 S.Martin, K 8 B.McManus, WR 9 K.Hinton, WR 11 D.Spencer, DB 12 M.Ford, WR 16 T.Cleveland, CB 27 N.Hairston, RB 28 D.Crockett, S 30 C.Sterns, RB 33 J.Williams, S 37 P.Locke, ILB 43 M.Kiser, LS 46 J.Bobenmoyer, OLB 48 A.Mintze, G 52 N.Muti, OLB 53 J.Cooper, LB 56 B.Browning, T 76 C.Anderson, OL 77 Q.Meinerz, FB/TE 83 A.Beck, WR 89 D.Moore, DL 90 D.Williams, DE 93 D.Jones, OLB 94 A.Patrick, DL 99 S.Stephen **DI NOT PLAY:** QB 3 D.Lock **INACTIVE:** QB 4 B.Rypien, CB 21 R.Darby, CB 35 K.Vincent, S 41 J.Johnson, T 73 C.Fleming, DL 95 M.Agin.

PITTSBURGH STEELERS

OFFENSE		DEFENSE	
WR 19	J. Smith-Schuster	DT 97	C. Heyward
LT 65	D. Moore	DE 95	C. Wormley
LG 69	K. Dotson	LOLB 90	T. Watt
C 53	K. Green	ILB 55	D. Bush
RG 51	T. Turner	RILB 93	J. Schobert
RT 76	C. Okarafora	ROLB 56	A. Highsmith
TE 81	Z. Gentry	LCB 23	J. Haden
WR 18	D. Johnson	SS 34	Te. Edmunds
QB 7	B. Roethlisberger	FS 39	M. Fitzpatrick
RB 22	N. Harris	CB 35	A. Maulet
WR 11	C. Claypool	CB 42	J. Pierre

STEELERS SUBSTITUTIONS: P 6 P.Harvin, LB 8 M.Ingram, K 9 C.Boswell, WR 14 R.McCloud, WR 15 C.White, DB 21 T.Norwood, RB 24 B.Snell, LB 27 M.Allen, S 28 M.Killebrew, RB 29 K.Ballage, S 30 K.Joseph, CB 31 J.Layne, LB 41 R.Spillane, FB 44 D.Watt, LS 46 C.Kuntz, OLB 48 D.Tuszka, ILB 54 U.Gilbert, C 60 J.Hassenaauer, OT 71 J.Haeg, TE 85 E.Ebron, TE 88 P.Freimuth, DE 92 I.Loudermilk, DE 96 I.Buggs, DE 99 H.Mondeaux **DI NOT PLAY:** QB 2 M.Rudolph, C/G 67 B.Finney **INACTIVE:** QB 3 D.Haskins, WR 13 J.Washington, CB 20 C.Sutton, CB 25 A.Witherspoon, LB 45 B.Johnson, DT 73 C.Davis.

		1	2	3	4	OT	TOTAL	FIELD GOALS (made () & missed)
VISITOR	Denver Broncos	3	3	0	13	0	19	B. McManus (39) (29)
HOME	Pittsburgh Steelers	7	10	7	3	0	27	C. Boswell (48) (43)

Team	Qtr	Clock Time	PLAY DESCRIPTION (Extra Point) (Drive Info)	SCORE	
				Visitor	Home
Steelers	1	12:02	D.Johnson 50 yd. pass from B.Roethlisberger (C.Boswell kick) (6-85, 2:58)	0	7
Broncos	1	1:43	B.McManus 39 yd. Field Goal (4-8, 2:14)	3	7
Steelers	2	12:42	C.Boswell 48 yd. Field Goal (9-45, 4:01)	3	10
Broncos	2	5:47	B.McManus 29 yd. Field Goal (7-49, 4:17)	6	10
Steelers	2	2:12	N.Harris 1 yd. run (C.Boswell kick) (6-75, 3:35)	6	17
Steelers	3	2:41	C.Claypool 18 yd. pass from B.Roethlisberger (C.Boswell kick) (14-86, 7:16)	6	24
Broncos	4	10:15	K.Hinton 2 yd. pass from T.Bridgewater (B.McManus kick) (14-75, 7:26)	13	24
Broncos	4	5:46	C.Sutton 39 yd. pass from T.Bridgewater (pass failed) (5-72, 1:54)	19	24
Steelers	4	2:29	C.Boswell 43 yd. Field Goal (7-49, 3:17)	19	27

FINAL INDIVIDUAL STATISTICS																													
Denver Broncos										Pittsburgh Steelers																			
RUSHING	ATT	YDS	AVG	LG	TD	RUSHING	ATT	YDS	AVG	LG	TD	RUSHING	ATT	YDS	AVG	LG	TD	RUSHING	ATT	YDS	AVG	LG	TD						
J.Williams	8	61	7.6	49	0	N.Harris	23	122	5.3	20	1	B.Harris	23	122	5.3	20	1	B.Snell	5	20	4.0	9	0	J.Smith-Schuster	2	6	3.0	3	0
M.Gordon	9	34	3.8	8	0	K.Ballage	4	0	0.0	3	0	B.Roethlisberger	1	-1	-1.0	-1	0	B.Roethlisberger	1	-1	-1.0	-1	0	T.Bridgewater	1	11	11.0	11	0
TOTAL	18	106	5.9	49	0	TOTAL	35	147	4.2	20	1	TOTAL	35	147	4.2	20	1	TOTAL	35	147	4.2	20	1	TOTAL	18	106	5.9	49	0
PASSING	ATT	CMP	YDS	TKD/YD	TD	LG	IN	Rtg.	PASSING	ATT	CMP	YDS	TKD/YD	TD	LG	IN	Rtg.	PASSING	ATT	CMP	YDS	TKD/YD	TD	LG	IN	Rtg.			
T.Bridgewater	38	24	288	2/20	2	39t	1	92.9	B.Roethlisberger	25	15	253	1/9	2	59	0	120.9	B.Roethlisberger	25	15	253	1/9	2	59	0	120.9			
TOTAL	38	24	288	2/20	2	39t	1	92.9	TOTAL	25	15	253	1/9	2	59	0	120.9	TOTAL	25	15	253	1/9	2	59	0	120.9			
PASS RECEIVING	TAR	NO	YDS	AVG	LG	TD	PASS RECEIVING	TAR	NO	YDS	AVG	LG	TD	PASS RECEIVING	TAR	NO	YDS	AVG	LG	TD									
C.Sutton	11	7	120	17.1	39t	1	C.Claypool	6	5	130	26.0	59	1	D.Johnson	2	2	72	36.0	50t	1									
T.Patrick	9	7	89	12.7	23	0	N.Harris	5	2	20	10.0	14	0	N.Harris	5	2	20	10.0	14	0									
J.Williams	3	3	25	8.3	10	0	E.Ebron	2	2	10	5.0	5	0	E.Ebron	2	2	10	5.0	5	0									
N.Fant	4	3	20	6.7	9	0	P.Freiermuth	2	2	7	3.5	4	0	P.Freiermuth	2	2	7	3.5	4	0									
K.Hinton	3	2	25	12.5	23	1	Z.Gentry	2	1	13	13.0	13	0	Z.Gentry	2	1	13	13.0	13	0									
M.Gordon	2	2	9	4.5	6	0	R.McCloud	2	1	1	1.0	1	0	R.McCloud	2	1	1	1.0	1	0									
D.Moore	2	0	0	0.0	0	0	B.Snell	1	0	0	0.0	0	0	B.Snell	1	0	0	0.0	0	0									
D.Spencer	1	0	0	0.0	0	0	K.Ballage	1	0	0	0.0	0	0	K.Ballage	1	0	0	0.0	0	0									
TOTAL	35	24	288	12.0	39t	2	TOTAL	25	15	253	16.9	59	2	TOTAL	25	15	253	16.9	59	2									
INTERCEPTIONS	NO	YDS	AVG	LG	TD	INTERCEPTIONS	NO	YDS	AVG	LG	TD	INTERCEPTIONS	NO	YDS	AVG	LG	TD	INTERCEPTIONS	NO	YDS	AVG	LG	TD						
J.Pierre	1	0	0.0	0	0	J.Pierre	1	0	0.0	0	0	J.Pierre	1	0	0.0	0	0	J.Pierre	1	0	0.0	0	0						
TOTAL	0	0	0	0	0	TOTAL	1	0	0.0	0	0	TOTAL	1	0	0.0	0	0	TOTAL	1	0	0.0	0	0						
PUNTING	NO	YDS	AVG	NET	TB	IN20	LG	PUNTING	NO	YDS	AVG	NET	TB	IN20	LG	PUNTING	NO	YDS	AVG	NET	TB	IN20	LG						
S.Martin	4	176	44.0	44.0	0	4	52	P.Harvin	2	119	59.5	46.5	0	6	63	S.Martin	4	176	44.0	44.0	0	4	52						
TOTAL	4	176	44.0	44.0	0	4	52	TOTAL	2	119	59.5	46.5	0	6	63	TOTAL	4	176	44.0	44.0	0	4	52						
PUNT RETURNS	NO	YDS	AVG	FC	LG	TD	PUNT RETURNS	NO	YDS	AVG	FC	LG	TD	PUNT RETURNS	NO	YDS	AVG	FC	LG	TD									
D.Spencer	2	26	13.0	0	13	0	R.McCloud	1	0	0.0	3	0	0	D.Spencer	2	26	13.0	0	13	0									
TOTAL	2	26	13.0	0	13	0	TOTAL	1	0	0.0	3	0	0	TOTAL	2	26	13.0	0	13	0									
KICKOFF RETURNS	NO	YDS	AVG	FC	LG	TD	KICKOFF RETURNS	NO	YDS	AVG	FC	LG	TD	KICKOFF RETURNS	NO	YDS	AVG	FC	LG	TD									
D.Spencer	2	40	20.0	0	22	0	R.McCloud	2	35	17.5	0	20	0	D.Spencer	2	40	20.0	0	22	0									
[TOUCHBACK]	4	0	0.0	0	0	0	[TOUCHBACK]	3	0	0.0	0	0	0	[TOUCHBACK]	4	0	0.0	0	0	0									
TOTAL	2	40	20.0	0	22	0	TOTAL	2	35	17.5	0	20	0	TOTAL	2	40	20.0	0	22	0									
Denver Broncos	Own	Opp.	Yds	TD	FF	Rec.	Yds	TD	Out	Pittsburgh Steelers	Own	Opp.	Yds	TD	FF	Rec.	Yds	TD	Out										
FUMBLES	Fum	Lost	Rec.	Yds	TD	FF	Rec.	Yds	TD	Bnds	FUMBLES	Fum	Lost	Rec.	Yds	TD	FF	Rec.	Yds	TD	Bnds								
M.Reed	0	0	0	0	0	1	0	0	0	0	B.Roethlisberger	1	1	0	0	0	0	0	0	0									
A.Johnson	0	0	0	0	0	1	10	0	0	0	TOTAL	1	1	0	0	0	0	0	0	0									
TOTAL	0	0	0	0	0	1	10	0	0	0	TOTAL	1	1	0	0	0	0	0	0	0									

FINAL TEAM STATISTICS																			
BRONCOS										STEELERS									
TOTAL FIRST DOWNS										TOTAL RETURN YARDAGE (Not Including Kickoffs)									
By Rushing 17										No. and Yards Punt Returns 2-26									
By Passing 3										No. and Yards Kickoff Returns 2-40									
By Penalty 14										No. and Yards Interception Returns 0-0									
THIRD DOWN EFFICIENCY 2-12-16.7%										PENALTIES Number and Yards 7-67									
FOURTH DOWN EFFICIENCY 3-4-75.0%										FUMBLES Number and Lost 0-0									
TOTAL NET YARDS 374										TOUCHDOWNS 2									
Total Offensive Plays (inc. times thrown passing) 58										Rushing 2									
Average gain per offensive play 6.4										Passing 2									
NET YARDS RUSHING 106										EXTRA POINTS Made-Attempts 1-2									
Total Rushing Plays 18										Kicking Made-Attempts 1-1									
Average gain per rushing play 5.9										Passing Made-Attempts 0-1									
Tackles for a loss-number and yards 2-5										FIELD GOALS Made-Attempts 2-2									
NET YARDS PASSING 268										RED ZONE EFFICIENCY 1-3-33%									
Times thrown - yards lost attempting to pass 2-20										GOAL TO GO EFFICIENCY 1-3-33%									
Gross yards passing 288										SAFETIES 0									
PASS ATTEMPTS-COMPLETIONS-HAD INTERCEPTED 38-24-1										FINAL SCORE 19									
Avg gain per pass play (inc # thrown passing) 6.7										TIME OF POSSESSION 26:58									
KICKOFFS Number-End Zone-Touchbacks 6-5-4																			
PUNTS Number and Average 4-44.0																			
Had Blocked 0																			

BRONCOS DEFENSIVE STATISTICS																										
(Press Box Totals)																										
PLAYER	UT	A	TT	S-YDS	I	PD	FF	FR	PLAYER	UT	A	TT	S-YDS	I	PD	FF	FR	PLAYER	UT	A	TT	S-YDS	I	PD	FF	FR
A.Johnson	5	3	8	0-0	0-0	1	0	1	J.Cooper	1	1	2	0-0	0-0	0	0	0	V.Miller	0	2	2	0-0	0-0	0	0	0
J.Simmons	5	3	8	0-0	0-0	0	0	0	M.Patrick	1	0	1	0-0	0-0	0	0	0	K.Fuller	1	0	1	0-0	0-0	0	0	0
K.Jackson	6	1	7	0-0	0-0	0	0	0	C.Sterns	1	0	1	0-0	0-0	0	0	0	C.Sterns	1	0	1	0-0	0-0	0	0	0
M.Reed	4	3	7	1-9	0-0	0	1	0	M.Purcell	0	0	0	0-0	0-0	1	0	0	T.Cleveland	0	0	0	0-0	0-0	0	0	0
J.Strnad	3	3	6	0-0	0-0	0	0	0	M.Mead	0	0	0	0-0	0-0	0	0	0	B.Browning	0	0	0	0-0	0-0	0	0	0
S.Harris	3	2	5	0-0	0-0	0	0	0	Team Totals	41	21	62	1-9	0-0	3	1	1	Team Totals	41	21	62	1-9	0-0	3	1	1
F.Surtain	3	0	3	0-0	0-0	1	0	0																		
B.Callahan	3	0	3	0-0	0-0	0	0	0																		
D.Jones	2	1	3	0-0	0-0	0	0	0																		
D.Williams	2	1	3	0-0	0-0	0	0	0																		
S.Stephen	1	1	2	0-0	0-0	0	0	0																		



Raiders 34, Broncos 24

Sunday, Oct. 17, 2021 • 2:25 p.m. MDT • Empower Field at Mile High • Denver

WEATHER: Sunny, 69°, Wind N 7 mph • TIME: 3:10 • ATTENDANCE: 76,854

The Denver Broncos fell short in their first divisional matchup of the year to the Las Vegas Raiders, 34-24.

Leading the Broncos through the air was TE Noah Fant, who racked up 97 yards on nine receptions (10.8 avg.). Fant also caught his third touchdown of the season, tying his season-long career high. WR Courtland Sutton also notched 94 yards on eight catches (11.8 avg.) and posted a score.

The game would get off to an explosive start as Las Vegas gained an early 7-0 lead when WR Henry Ruggs connected with QB Derek Carr on a 48-yard pass just 3:06 into the game.

Denver would answer right back the next drive as it would go 84 yards on eight plays to tie the score when QB Teddy Bridgewater found WR Tim Patrick for 23 yards.

Las Vegas would drive down the field again, getting to the Broncos' 32-yard line before the defense slammed the door shut. K Daniel Carlson would hit on the 50-yard field goal to give the Raiders the 10-7 lead.

On the ensuing possession, the Broncos attempted to go for it on fourth-and-two from their own 37-yard line. With 30 seconds remaining in the quarter, Bridgewater was intercepted on the play by CB Brandon Facyson as he attempted to get the ball to TE Eric Saubert.

The second quarter would prove to be a defensive struggle, as Carlson missed a 43-yard field goal early in the quarter and the teams would trade punts for most of the quarter.

With just over a minute remaining in the half, Carr drove the Raiders down the field in five plays and found RB Kerryon Drake for the 31-yard score to give Vegas the 17-7 lead going into the half.

After the Broncos punted in their first possession of the second half, Drake would find the end zone again for the Raiders, going 18 yards on the ground to give Las Vegas a 17-point lead.

K Brandon McManus would get Denver back on the board after hitting from 32 yards the next drive. McManus moved to 12-of-12 on the season and stayed perfect on his field goal attempts through six games for the second time in his career.

After the Raiders punted on their next possession, their defense forced a fumble and was recovered by LB Denzel Perryman at the Broncos' 44-yard line. The fumble proved costly as Vegas would drive down the short field and RB Josh Jacobs found the end zone from three yards out to make the score 31-10 to end the quarter.

Denver started the fourth quarter with the ball and drove down the field. After an interception call was reversed by the replay officials, Bridgewater found Courtland Sutton for 12 yards and the end zone to make the score 31-17.

The Raiders responded again the next drive as Carlson hit a 30-yard field goal with 7:57 remaining.

Bridgewater was intercepted the next drive, this time by S Trevon Moehrig, but Denver stood tall and forced the Raiders to punt.

With 4:03 remaining in the game, Denver stormed down the field after starting on their own 14-yard line and finished when Fant brought in the 4-yard pass for the score to make the deficit 10 points.

On the ensuing kickoff, Saubert was able to recover the onside kick attempt, putting the Broncos at their own 44 with 1:12 remaining.

Denver's late push stalled out though as Bridgewater was intercepted by S Jonathan Abrams to end the game.

OFFICIALS:

Referee — Ronald Torbert (62); **Umpire** — Mark Pellis (131); **Down Judge** — Kevin Codey (16); **Line Judge** — Mark Steinkorcher (84); **Field Judge** — Ryan Dickson (25); **Side Judge** — Keith Washington (7); **Back Judge** — Tony Josselyn (67); **Replay** — Saleem Choudhry

DENVER BRONCOS

OFFENSE		DEFENSE	
LT 72	G. Bolles	DE 93	D. Jones
LG 66	D. Risner	NT 98	M. Purcell
C 79	L. Cushenberry	DE 96	S. Harris
RG 61	G. Glasgow	SLB 58	V. Miller
RT 70	B. Massie	WLB 59	M. Reed
TE 87	N. Fant	ILB 45	A. Johnson
TE 82	E. Saubert	ILB 40	J. Strnad
WR 14	C. Sutton	CB 21	R. Darby
QB 5	T. Bridgewater	RCB 2	P. Surtain
RB 25	M. Gordon	FS 22	K. Jackson
WR 81	T. Patrick	SS 31	J. Simmons

BRONCOS SUBSTITUTIONS: P 6 S.Martin, K 8 B.McManus, WR 9 K.Hinton, WR 11 D.Spencer, WR 16 T.Cleveland, WR 17 J.Brown, CB 23 K.Fuller, RB 26 M.Boone, CB 27 N.Hairston, RB 28 D.Crockett, CB 29 B.Callahan, S 30 C.Sterns, RB 33 J.Williams, S 37 P.Locke, ILB 43 M.Kiser, LB 46 J.Boobenmoyer, OLB 48 A.Mintze, G 52 N.Muti, OLB 53 J.Cooper, ILB 56 B.Browning, T 76 C.Anderson, G/C 77 Q.Meinerz, FB/TE 83 A.Beck, DL 90 D.Williams, DL 99 S.Stephen **DID NOT PLAY:** QB 3 D.Lock **INACTIVE:** QB 4 B.Rypien, CB 35 K.Vincit, S 41 J.Johnson, T 73 C.Fleming, WR 89 D.Moore, OLB 94 A.Patrick, DL 95 M.Agim.

LAS VEGAS RAIDERS

OFFENSE		DEFENSE	
WR 89	B. Edwards	DE 91	Y. Ngakoue
LT 74	K. Miller	DT 97	D. Square
LG 76	J. Simpson	DT 77	Q. Jefferson
C 68	A. James	DE 98	M. Crosby
RG 70	A. Leatherwood	SLB 34	K. Wright
RT 75	B. Parker	MLB 52	D. Perryman
TE 83	D. Waller	WLB 42	C. Littleton
WR 11	H. Ruggs	CB 21	A. Robertson
FB 45	A. Ingold	RCB 29	C. Hayward
QB 4	D. Carr	FS 25	T. Moehrig
RB 28	J. Jacobs	SS 24	J. Abram

RAIDERS SUBSTITUTIONS: K 2 D.Carson, LB 5 D.Deablo, P 6 A.Cole, WR 7 Z.Jones, WR 13 H.Renfrow, WR 17 W.Snead, CB 22 K.Nixon, RB 23 K.Drake, RB 30 J.Richard, S 32 D.Leavitt, S 33 R.Teamer, CB 35 B.Facyson, S 37 T.Gillespie, CB 39 N.Hobbs, LB 44 N.Kwiatkoski, LS 47 T.Sieg, C 66 N.Martin, OL 72 J.Elumunor, TE 82 N.Bowers, TE 87 F.Moreau, DT 92 S.Thomas, DE 94 C.Nassib, DT 95 K.Vickers, DE 99 C.Furrell **DID NOT PLAY:** QB 8 M.Mariotti, G 60 J.Simmons **INACTIVE:** QB 3 N.Peterman, RB 31 P.Barber, DE 51 M.Koonce, T 78 J.Barton, DT 90 J.Hankins, DT 96 D.Philon.

		1	2	3	4	OT	TOTAL	FIELD GOALS (made () & missed)	
VISITOR	Las Vegas Raiders	10	7	14	3	0	34	D. Carlson (50) 43RU (30)	
HOME	Denver Broncos	7	0	3	14	0	24	B. McManus (32)	

Team	Qtr	Clock Time	PLAY DESCRIPTION (Extra Point) (Drive Info)	SCORE	
				Visitor	Home
Raiders	1	11:54	H.Ruggs 48 yd. pass from D.Carr (D.Carson kick) (6-75, 3:06)	7	0
Broncos	1	6:49	T.Patrick 23 yd. pass from T.Bridgewater (B.McManus kick) (8-84, 5:05)	7	7
Raiders	1	2:40	D.Carson 50 yd. Field Goal (8-43, 4:09)	10	7
Raiders	2	0:30	K.Drake 31 yd. pass from D.Carr (D.Carson kick) (5-82, 0:31)	17	7
Raiders	3	11:27	K.Drake 18 yd. run (D.Carson kick) (4-56, 1:53)	24	7
Broncos	3	6:38	B.McManus 32 yd. Field Goal (9-64, 4:49)	24	10
Raiders	3	0:07	J.Jacobs 3 yd. run (D.Carson kick) (5-42, 2:12)	31	10
Broncos	4	11:16	C.Sutton 12 yd. pass from T.Bridgewater (B.McManus kick) (12-75, 3:51)	31	17
Raiders	4	7:57	D.Carson 30 yd. Field Goal (7-64, 3:19)	34	17
Broncos	4	1:12	N.Fant 4 yd. pass from T.Bridgewater (B.McManus kick) (8-86, 2:51)	34	24

FINAL INDIVIDUAL STATISTICS

Denver Broncos											Las Vegas Raiders										
RUSHING	ATT	YDS	AVG	LG	TD	RUSHING	ATT	YDS	AVG	LG	TD	RUSHING	ATT	YDS	AVG	LG	TD				
J.Williams	11	53	4.8	30	0	J.Jacobs	16	53	3.3	6	1	J.Jacobs	16	53	3.3	6	1				
M.Gordon	10	50	5.0	10	0	K.Drake	4	34	8.5	18t	1	K.Drake	4	34	8.5	18t	1				
T.Bridgewater	2	9	4.5	5	0	J.Richard	1	0	0.0	0	0	J.Richard	1	0	0.0	0	0				
						D.Carr	2	-1	-0.5	0	0	D.Carr	2	-1	-0.5	0	0				
TOTAL	23	112	4.9	30	0	TOTAL	23	86	3.7	18t	2	TOTAL	23	86	3.7	18t	2				

Denver Broncos											Las Vegas Raiders										
PASSING	ATT	CMP	YDS	TKD/YD	TD	LG	IN	Rtg.	PASSING	ATT	CMP	YDS	TKD/YD	TD	LG	IN	Rtg.				
T.Bridgewater	49	35	334	5/25	3	26	3	84.9	D.Carr	27	18	341	2/1	2	51	0	134.4				
TOTAL	49	35	334	5/25	3	26	3	84.9	TOTAL	27	18	341	2/1	2	51	0	134.4				

Denver Broncos											Las Vegas Raiders										
PASS RECEIVING	TAR	NO	YDS	AVG	LG	TD	PASS RECEIVING	TAR	NO	YDS	AVG	LG	TD	PASS RECEIVING	TAR	NO	YDS	AVG	LG	TD	
N.Fant	11	9	97	10.8	26	1	D.Waller	5	5	59	11.8	33	0	D.Waller	5	5	59	11.8	33	0	
C.Sutton	14	8	94	11.8	18	1	H.Ruggs	4	3	97	32.3	48t	1	H.Ruggs	4	3	97	32.3	48t	1	
K.Hinton	5	5	37	7.4	12	0	H.Renrow	5	3	36	12.0	25	0	H.Renrow	5	3	36	12.0	25	0	
T.Patrick	6	3	42	14.0	23t	1	B.Edwards	4	2	67	33.5	51	0	B.Edwards	4	2	67	33.5	51	0	
E.Saubert	5	3	23	7.7	11	0	K.Drake	2	2	39	19.5	31t	1	K.Drake	2	2	39	19.5	31t	1	
M.Gordon	3	3	23	7.7	11	0	J.Jacobs	1	1	29	29.0	29	0	J.Jacobs	1	1	29	29.0	29	0	
J.Williams	3	3	15	5.0	10	0	F.Moreau	1	1	11	11.0	11	0	F.Moreau	1	1	11	11.0	11	0	
M.Boone	1	1	3	3.0	3	0	J.Richard	1	1	3	3.0	3	0	J.Richard	1	1	3	3.0	3	0	
							W.Snead	1	0	0	0.0	0	0	W.Snead	1	0	0	0.0	0	0	
							A.Ingold	1	0	0	0.0	0	0	A.Ingold	1	0	0	0.0	0	0	
TOTAL	48	35	334	9.5	26	3	TOTAL	25	18	341	18.9	51	2	TOTAL	25	18	341	18.9	51	2	

Denver Broncos											Las Vegas Raiders										
INTERCEPTIONS	NO	YDS	AVG	LG	TD	INTERCEPTIONS	NO	YDS	AVG	LG	TD	INTERCEPTIONS	NO	YDS	AVG	LG	TD				
						T.Moehring	1	35	35.0	35	0	T.Moehring	1	35	35.0	35	0				
						J.Abram	1	6	6.0	6	0	J.Abram	1	6	6.0	6	0				
						B.Facyson	1	0	0.0	0	0	B.Facyson	1	0	0.0	0	0				
TOTAL	0	0	0.0	0	0	TOTAL	3	41	13.7	35	0	TOTAL	3	41	13.7	35	0				

Denver Broncos											Las Vegas Raiders												
PUNTING	NO	YDS	AVG	NET	TB	IN20	LG	PUNTING	NO	YDS	AVG	NET	TB	IN20	LG	PUNTING	NO	YDS	AVG	NET	TB	IN20	LG
S.Martin	4	164	41.0	39.8	0	2	47	A.Cole	4	228	57.0	47.0	2	2	71	A.Cole	4	228	57.0	47.0	2	2	71
TOTAL	4	164	41.0	39.8	0	2	47	TOTAL	4	228	57.0	47.0	2	2	71	TOTAL	4	228	57.0	47.0	2	2	71

Denver Broncos											Las Vegas Raiders										
PUNT RETURNS	NO	YDS	AVG	FC	LG	TD	PUNT RETURNS	NO	YDS	AVG	FC	LG	TD	PUNT RETURNS	NO	YDS	AVG	FC	LG	TD	
D.Spencer	0	0	0.0	2	0	0	H.Renrow	1	5	5.0	2	5	0	D.Spencer	0	0	0.0	2	0	0	
[TOUCHBACK]	2	0	0.0	0	0	0	[OUT OF BOUNDS]	1	0	0.0	0	0	0	[TOUCHBACK]	2	0	0.0	0	0	0	
TOTAL	0	0	0.0	2	0	0	TOTAL	1	5	5.0	2	5	0	TOTAL	0	0	0.0	0	0	0	

Denver Broncos											Las Vegas Raiders										
KICKOFF RETURNS	NO	YDS	AVG	FC	LG	TD	KICKOFF RETURNS	NO	YDS	AVG	FC	LG	TD	KICKOFF RETURNS	NO	YDS	AVG	FC	LG	TD	
D.Spencer	4	66	16.5	0	23	0	[TOUCHBACK]	4	0	0.0	0	0	0	D.Spencer	4	66	16.5	0	23	0	
[TOUCHBACK]	3	0	0.0	0	0	0	TOTAL	0	0	0.0	0	0	0	[TOUCHBACK]	3	0	0.0	0	0	0	
TOTAL	4	66	16.5	0	23	0	TOTAL	0	0	0.0	0	0	0	TOTAL	0	0	0.0	0	0	0	

Denver Broncos											Las Vegas Raiders												
FUMBLES	Fum	Lost	Own	Rec.	Yds	TD	FF	Opp. Rec.	Yds	TD	Out Bnds	FUMBLES	Fum	Lost	Own	Rec.	Yds	TD	FF	Opp. Rec.	Yds	TD	Out Bnds
T.Bridgewater	1	1	0	0	0	0	0	0	0	0	0	D.Carr	1	0	1	-2	0	0	0	0	0	0	0
												S.Thomas	0	0	0	0	0	0	1	0	0	0	0
												D.Perryman	0	0	1	-2	0	0	1	1	1	0	0
TOTAL	1	1	0	0	0	0	0	0	0	0	0	TOTAL	1	0	1	-2	0	1	1	1	1	0	0

FINAL TEAM STATISTICS

BRONCOS											RAIDERS										
TOTAL FIRST DOWNS	25										16										
By Rushing	6										4										
By Passing	18										11										
By Penalty	1										1										
THIRD DOWN EFFICIENCY	5-14-35.7%										4-11-36.4%										
FOURTH DOWN EFFICIENCY	1-3-33.3%										0-0-0.0%										
TOTAL NET YARDS	421										426										
Net Offensive Plays (inc. times thrown passing)	77										52										
Average gain per offensive play	5.5										8.2										
NET YARDS RUSHING	112										86										
Total Rushing Plays	23										23										
Average gain per rushing play	4.9										3.7										
Tackles for a loss-number and yards	0-0										0-0										
NET YARDS PASSING	309										340										
Times thrown - yards lost attempting to pass	5-25										2-1										
Gross yards passing	334										341										
PASS ATTEMPTS-COMPLETIONS-HAD INTERCEPTED	49-35-3										27-18-0										
Avg gain per pass play (inc.# thrown passing)	5.7										11.7										
KICKOFFS Number-In End Zone-Touchbacks	5-4-4										7-5-3										
PUNTS Number and Average	4-41.0										4-57.0										
Had Blocked	0										0										
FGs - PATS Had Blocked	0-0										0-0										
Net Punting Average	39.8										47.0										
TOTAL RETURN YARDAGE (Not Including Kickoffs)	0										46										
No. and Yards Punt Returns	0										1-5										
No. and Yards Kickoff Returns	4-66										0-0										
No. and Yards Interception Returns	0-0										3-41										
PENALTIES Number and Yards	6-53										6-54										
FUMBLES Number and Lost	1-1										1-0										
TOUCHDOWNS	3										4										
Rushing	0										2										
Passing	3										2										
EXTRA POINTS Made-Attempts	3-3										4-4										
Kicking Made-Attempts	3-3										4-4										
FIELD GOALS Made-Attempts	1-1										2-3										
RED ZONE EFFICIENCY	2-3-67%										2-3-67%										
GOAL TO GO EFFICIENCY	1-1-100%										1-1-100%										
SAFETIES	0										0										
FINAL SCORE	24										34										
TIME OF POSSESSION	34:33										25:27										

BRONCOS DEFENSIVE STATISTICS

(Press Box Totals)

PLAYER	UT	A	TT	S-YDS	I	PD	FF	FR	PLAYER	UT	A	TT	S-YDS	I	PD	FF	FR
K.Jackson	4	2	6	1-0	0-0	0	0	0	D.Williams	1	1	2	0-0	0-0	0	0	0
R.Darby	4	1	5	0-0	0-0	0	0	0	S.Harris	0	2	2	0-0	0-0	0	0	0
P.Surtain	4	0	4	0-0	0-0	1	0	0	M.Reed	1	0	1	0-0	0-0	0	0	0
A.Johnson	2	2	4	0-0	0-0	0	0	0	C.Siems	1	0	1	0-0	0-0	0	0	0
M.Purcell	2	2	4	0-0	0-0	0	0	0	D.Jones	0	1	1	0-0	0-0	0	0	0
B.Callahan	3	0	3	1-1	0-0	0	0	0	T.Cleveland	0	0	0	0-0	0-0	0	0	0
J.Strmad	3	0	3	0-0	0-0	0	0	0	N.Fant	0	0	0	0-0	0-0	0	0	0
J.Simmons	1	2	3	0-0	0-0	0	0	0	J.Williams	0	0	0	0-0	0-0	0	0	0
M.Kiser	1	2	3	0-0	0-0	0	0	0	G.Glasgow	0	0	0	0-0	0-0	0	0	0
S.Stephen	0	3	3	0-0	0-0	0	0	0	B.Massie	0	0	0	0-0	0-0	0	0	0
V.Miller	2	0	2	0-0	0-0	0	0	0	Team Totals	29	18	47	2-1	0-0	1	0	0



Browns 17, Broncos 14

Thursday, Oct. 21, 2021 • 8:22 p.m. EDT • FirstEnergy Stadium • Cleveland, Ohio

WEATHER: Cloudy, 61°, Wind W 25 mph • **TIME:** 2:54 • **ATTENDANCE:** 67,431

The Denver Broncos lost a tight game on *Thursday Night Football* against the Cleveland Browns by the score of 17-14 at FirstEnergy Stadium.

After a slow start in the game, the Broncos made a late push, scoring both of their touchdowns in the final half, but came up just short in the defensive battle.

Defensively, CB Pat Surtain II logged his first game with two passes defensed, marking his third-straight game with at least one pass defensed and brought his season total to six.

Cleveland started the game hot, scoring on both of their opening possessions. On their first drive, QB Case Keenum found TE Austin Hooper for 34 yards to get to the Denver 34-yard line. RB D'Ernest Johnson was able to score three plays later from the four to give the Browns an early 7-0 lead.

After a Broncos punt, the Browns got on the scoreboard again when K Chase McLaughlin hit a field goal from 52 yards to take a 10-point lead.

Denver was able to drive down the field the next possession before S John Johnson intercepted QB Teddy Bridgewater in the end zone on the first play of the second quarter.

The teams would trade punts for the next couple of drives before the Browns made another deep drive into Broncos' territory. Sitting on Denver's 34-yard line, Cleveland decided to kick the field goal on fourth down. The 41-yard attempt from McLaughlin was blocked by DE Shelby Harris, giving the Broncos the ball with 1:50 remaining in the half.

Denver could not make anything of it and traded punts with Cleveland to end the first half down 10-0.

The Broncos found their offensive footing to start the second half as they would take the opening drive 79 yards in 13 plays to get on the scoreboard with an eight-yard pass from Bridgewater to RB Melvin Gordon III to cut the lead to three.

Cleveland was not done scoring though, as the Browns would find the end zone with a one-yard pass from Keenum to FB Johnny Stanton to bring the score to 17-7 with 0:27 remaining in the third quarter.

The fourth quarter started with stellar defense from both teams, forcing punts on both sides. Denver broke through again on their second drive of the quarter after taking 17 plays to go 80 yards. The drive was capped off with a 10-yard pass to RB Javonte Williams, bringing the score to 17-14 with only 5:17 remaining in the game.

With both Gordon and Williams catching a touchdown pass, they became just the 13th Broncos' running back duo to notch one receiving touchdown each in a game and the first Denver pair to do so since 2010.

The Browns were able to hold onto the ball for the remaining time left on the clock, getting four first downs in their final possession to take a knee with 0:23 remaining and end the game.

OFFICIALS:

Referee — Adrian Hill (29); **Umpire** — Roy Ellison (81); **Down Judge** — David Oliver (24); **Line Judge** — Mark Stewart (75); **Field Judge** — Mearl Robinson (31); **Side Judge** — Jim Quirk (5); **Back Judge** — Keith Ferguson (61); **Replay** — Roddy Ames

DENVER BRONCOS

OFFENSE		DEFENSE	
LT 72	G. Bolles	NT 98	M. Purcell
LG 66	D. Risner	DE 96	S. Harris
C 79	L. Cushmanberry	SLB 58	V. Miller
RG 61	G. Glasgow	ILB 40	J. Strnad
RT 70	B. Massie	ILB 43	M. Kiser
TE 87	N. Fant	WLB 59	M. Reed
TE 82	E. Saubert	CB 2	P. Surtain
WR 14	C. Sutton	CB 21	R. Darby
QB 5	T. Bridgewater	DB 29	B. Callahan
RB 25	M. Gordon	FS 22	K. Jackson
WR 81	T. Patrick	SS 31	J. Simmons

BRONCOS SUBSTITUTIONS: P 6 S.Martin, K 8 B.McManus, WR 9 K.Hinton, WR 11 D.Spencer, WR 16 T.Cleveland, WR 17 J.Brown, CB 27 N.Hairston, RB 28 D.Crockett, S 30 C.Sterns, RB 33 J.Williams, S 37 P.Locke, ILB 42 C.Robinson, LS 46 J.Bobenmoyer, G 52 N.Muti, OLB 53 J.Cooper, ILB 54 B.Wade, OLB 57 P.Taumoepeu, T 76 C.Anderson, G/C 77 Q.Meinerz, FB/TE 83 A.Beck, DL 90 D.Williams, DE 93 D.Jones, DL 95 M.Agim, DL 99 S.Stephen **DID NOT PLAY:** QB 3 D.Lock, CB 23 K.Fuller **INACTIVE:** QB 4 B.Rypien, RB 26 M.Boone, CB 35 K.Vincent, S 41 J.Johnson, ILB 56 B.Browning, T 73 C.Fleming, OLB 94 A.Patrick.

CLEVELAND BROWNS

OFFENSE		DEFENSE	
WR 10	A. Schwartz	DE 95	M. Garrett
LT 71	J. Wills	DE 90	J. Clowney
LG 75	J. Bitonio	DT 97	M. Jackson
C 64	J. Tretter	DT 58	M. McDowell
RG 77	W. Teller	LB 51	Ma. Wilson
RT 62	B. Hance	LB 4	A. Walker
TE 81	A. Hooper	LB 44	S. Takitaki
WR 80	J. Landry	CB 21	D. Ward
QB 5	C. Keenum	CB 20	G. Newsome
WR 13	O. Beckham	SS 33	R. Harrison
RB 30	D. Johnson	FS 43	J. Johnson

BRONCOS SUBSTITUTIONS: K 3 C.McLaughlin, P 7 J.Gillan, S 22 G.Delpit, CB 23 T.Hill, RB 25 D.Felton, CB 26 G.Williams, CB 29 H.Miller, S 39 R.LeCounte, FB 40 J.Stanton, RB 41 J.Kelly, LB 42 D.Fields, LS 47 C.Hughlett, LB 52 E.Lee, DE 55 T.McKinley, LB 56 M.Smith, T 66 J.Hudson, G 68 M.Dunn, T 70 A.Taylor, WR 82 R.Higgins, TE 85 D.Njoku, TE 88 H.Bryant, DE 91 J.Jackson, DT 96 J.Elliott, DT 99 A.Billings **DID NOT PLAY:** QB 9 N.Mullens, WR 11 D.Peoples-Jones **INACTIVE:** QB 6 B.Mayfield, RB 24 N.Chubb, CB 38 A.Green, DE 57 I.Odenigbo, G 72 H.Froholdt, T 78 J.Conklin, DT 93 T.Togiai.

		1	2	3	4	OT	TOTAL	FIELD GOALS (made () & missed)	
VISITOR	Denver Broncos	0	0	7	7	0	14	C. McLaughlin (52) 4/1B	
HOME	Cleveland Browns	10	0	7	0	0	17		

Team	Qtr	Clock Time	PLAY DESCRIPTION (Extra Point) (Drive Info)	SCORE	
				Visitor	Home
Browns	1	12:20	D.Johnson 4 yd. run (C.McLaughlin kick) (5-75, 2:40)	0	7
Browns	1	3:09	C.McLaughlin 52 yd. Field Goal (12-43, 7:04)	0	10
Browns	3	7:48	M.Gordon 8 yd. pass from T.Bridgewater (B.McManus kick) (13-79, 7:12)	7	10
Browns	3	0:27	J.Stanton 1 yd. pass from C.Keenum (C.McLaughlin kick) (13-75, 7:21)	7	17
Browns	4	5:17	J.Williams 10 yd. pass from T.Bridgewater (B.McManus kick) (17-80, 6:08)	14	17

FINAL INDIVIDUAL STATISTICS

Denver Broncos										Cleveland Browns												
RUSHING	ATT	YDS	AVG	LG	TD	RUSHING	ATT	YDS	AVG	LG	TD	RUSHING	ATT	YDS	AVG	LG	TD					
J.Williams	4	20	5.0	7	0	D.Johnson	22	146	6.6	20	1	D.Felton	2	13	6.5	12	0					
M.Gordon	8	18	2.3	5	0	J.Kelly	2	13	6.5	11	0	C.Keenum	4	7	1.8	5	0					
T.Bridgewater	2	3	1.5	2	0	J.Stanton	2	5	2.5	3	0	A.Schwartz	1	-2	-2.0	-2	0					
TOTAL	14	41	2.9	7	0	TOTAL	38	182	5.5	20	1	TOTAL	38	182	5.5	20	1					
PASSING	ATT	CMP	YDS	TKD/YD	TD	LG	IN	Rtg.	PASSING	ATT	CMP	YDS	TKD/YD	TD	LG	IN	Rtg.					
T.Bridgewater	33	23	187	2/5	2	31	1	91.4	C.Keenum	33	21	199	1/5	1	34	0	90.3					
TOTAL	33	23	187	2/5	2	31	1	91.4	TOTAL	33	21	199	1/5	1	34	0	90.3					
PASS RECEIVING	TAR	NO	YDS	AVG	LG	TD	PASS RECEIVING	TAR	NO	YDS	AVG	LG	TD									
J.Williams	7	6	32	5.3	10t	1	J.Landry	8	5	37	7.4	14	0									
C.Sutton	5	5	68	13.6	31	0	D.Felton	3	3	21	7.0	9	0									
N.Fant	7	5	39	7.8	9	0	A.Hooper	3	2	42	21.0	34	0									
T.Patrick	5	2	16	8.0	9	0	O.Beckham	6	2	23	11.5	17	0									
K.Hinton	2	2	15	7.5	11	0	A.Schwartz	3	2	22	11.0	16	0									
M.Gordon	3	2	14	7.0	8t	1	D.Johnson	2	2	22	11.0	18	0									
E.Saubert	1	1	3	3.0	3	0	D.Njoku	2	2	18	9.0	12	0									
J.Brown	1	0	0	0.0	0	0	H.Bryant	2	1	15	15.0	15	0									
T.Cleveland	1	0	0	0.0	0	0	J.Stanton	1	1	1	1.0	1t	1									
TOTAL	32	23	187	8.1	31	2	TOTAL	32	21	199	9.5	34	1									
INTERCEPTIONS	NO	YDS	AVG	LG	TD	INTERCEPTIONS	NO	YDS	AVG	LG	TD											
TOTAL	0	0	0.0	0	0	TOTAL	1	0	0.0	0	0											
PUNTING	NO	YDS	AVG	NET	TB	IN20	LG	PUNTING	NO	YDS	AVG	NET	TB	IN20	LG							
S.Martin	4	202	50.5	47.3	0	0	59	J.Gillian	3	155	51.7	46.3	0	2	65							
TOTAL	4	202	50.5	47.3	0	0	59	TOTAL	3	155	51.7	46.3	0	2	65							
PUNT RETURNS	NO	YDS	AVG	FC	LG	TD	PUNT RETURNS	NO	YDS	AVG	FC	LG	TD									
D.Spencer	2	16	8.0	1	13	0	D.Felton	2	13	6.5	1	10	0									
TOTAL	2	16	8.0	1	13	0	TOTAL	2	13	6.5	1	10	0									
KICKOFF RETURNS	NO	YDS	AVG	FC	LG	TD	KICKOFF RETURNS	NO	YDS	AVG	FC	LG	TD									
D.Spencer	3	56	18.7	0	21	0	A.Schwartz	1	26	26.0	0	26	0									
[TOUCHBACK]	1	0	0.0	0	0	0	[TOUCHBACK]	2	0	0.0	0	0	0									
TOTAL	3	56	18.7	0	21	0	TOTAL	1	26	26.0	0	26	0									
Denver Broncos	Own	Opp.	Out	Cleveland Browns	Own	Opp.	Out															
FUMBLES	Fum	Lost	Rec.	Yds	TD	FF	Rec.	Yds	TD	Bnds	FUMBLES	Fum	Lost	Rec.	Yds	TD	FF	Rec.	Yds	TD	Bnds	
TOTAL	0	0	0	0	0	0	0	0	0	0	TOTAL	0	0	0	0	0	0	0	0	0	0	0

FINAL TEAM STATISTICS

	BRONCOS	BROWNS		BRONCOS	BROWNS
TOTAL FIRST DOWNS	15	23	FGs - PATS Had Blocked	0-0	1-0
By Rushing	3	12	Net Punting Average	47.3	46.3
By Passing	11	11	TOTAL RETURN YARDAGE (Not Including Kickoffs)	2-16	1-13
By Penalty	1	0	No. and Yards Punt Returns	2-16	2-13
THIRD DOWN EFFICIENCY	5-11-45.5%	9-15-60.0%	No. and Yards Kickoff Returns	3-56	1-26
FOURTH DOWN EFFICIENCY	1-1-100.0%	1-1-100.0%	No. and Yards Interception Returns	0-0	1-0
TOTAL NET YARDS	223	376	PENALTIES Number and Yards	2-15	9-60
Total Offensive Plays (inc. times thrown passing)	49	67	FUMBLES Number and Lost	0-0	0-0
Average gain per offensive play	4.6	5.6	TOUCHDOWNS	2	2
NET YARDS RUSHING	41	182	Rushing	0	1
Total Rushing Plays	14	33	Passing	2	1
Average gain per rushing play	2.9	5.5	EXTRA POINTS Made-Attempts	2-2	2-2
Tackles for a loss-number and yards	0-0	1-2	Kicking Made-Attempts	2-2	2-2
NET YARDS PASSING	182	194	FIELD GOALS Made-Attempts	0-0	1-2
Times thrown - yards lost attempting to pass	2-5	1-5	RED ZONE EFFICIENCY	2-2-100%	2-3-67%
Gross yards passing	187	199	RED TO GO EFFICIENCY	2-2-100%	2-2-100%
PASS ATTEMPTS-COMPLETIONS-HAD INTERCEPTED	33-23-11	33-21-0	SAFETIES	0	0
Avg gain per pass play (inc.# thrown passing)	5.2	5.7	FINAL SCORE	14	17
KICKOFFS Number-In End Zone-Touchbacks	3-3-2	4-1-1	TIME OF POSSESSION	23:09	36:51
PUNTS Number and Average	4-50.5	3-51.7			
Had Blocked	0	0			

BRONCOS DEFENSIVE STATISTICS

(Press Box Totals)

PLAYER	UT	A	TT	S-YDS	I	PD	FF	FR	PLAYER	UT	A	TT	S-YDS	I	PD	FF	FR
K.Jackson	6	3	9	0-0	0-0	0	0	0	C.Robinson	1	2	3	0-0	0-0	0	0	0
R.Darby	6	2	8	0-0	0-0	0	0	0	V.Miller	1	1	2	0-0	0-0	0	0	0
M.Purcell	5	1	6	0-0	0-0	0	0	0	P.Surtain	1	1	2	0-0	0-0	2	0	0
J.Strnad	2	4	6	0-0	0-0	0	0	0	M.Kiser	1	1	2	0-0	0-0	0	0	0
J.Simmons	3	2	5	0-0	0-0	1	0	0	D.Jones	0	2	2	0-0	0-0	0	0	0
B.Callahan	3	2	5	0-0	0-0	0	0	0	S.Stephen	1	0	1	0-0	0-0	0	0	0
J.Cooper	2	3	5	0-0	0-0	0	0	0	P.Locke	0	0	0	0-0	0-0	0	0	0
S.Harris	3	1	4	1-5	0-0	0	0	0	T.Cleveland	0	0	0	0-0	0-0	0	0	0
M.Reed	1	3	4	0-0	0-0	0	0	0	C.Sterns	0	0	0	0-0	0-0	0	0	0
D.Williams	1	3	4	0-0	0-0	0	0	0	Team Totals	37	31	68	1-5	0-0	3	0	0



Broncos 17, Football Team 10

Sunday, Oct. 31, 2021 • 2:25 p.m. MDT • Empower Field at Mile High • Denver

WEATHER: Cloudy, 40°, Wind W 6 mph • TIME: 2:56 • ATTENDANCE: 75,973

The Denver Broncos got back on the winning track when they defeated the Washington Football Team 17-10 at home. The Broncos improved to 6-2 against Washington at home all-time.

Setting the pace on offense was WR Tim Patrick, who finished the day with 64 receiving yards on three catches (21.3 avg.). RB Melvin Gordon III rushed 10 times for 47 yards (4.7 avg.) and one touchdown while also tallying a receiving touchdown. QB Teddy Bridgewater also completed 19-of-26 passing (73.1%) for 213 yards for a 109.9 passer rating.

S Justin Simmons led the charge defensively as he intercepted two passes from Washington QB Taylor Heinicke while OLB Malik Reed brought down Heinicke twice, recording two sacks for 19 yards while also registering a forced fumble and a pass defended. DE Shelby Harris and DE DreMont Jones also blocked a field goal attempt each, marking Denver's first game with two field goal blocks since 1994. As a unit, the defense tied their season high with five sacks for 40 yards.

On their first drive of the game, Washington marched down the field to the Broncos' 19-yard line before failing on a fourth-and-one attempt when Heinicke could not connect with WR Ricky Seal-Jones.

After the Broncos were forced to punt the next drive, Washington pushed the ball down the field again, but the drive stalled out on Denver's 27 early in the second quarter. Washington attempted the field goal this time, but K Chris Blewitt's attempt was blocked by Harris to keep the game scoreless.

Denver finally got the scoring going on the next drive as the offense drove the ball 38 yards on seven plays to set up a K Brandon McManus 45-yard field goal to take the 3-0 lead.

Washington answered right back as it would put together a 10-play, 41-yard drive of its own to set up Blewitt for a 52-yard field goal to tie the score.

The score would not stay tied for long though, as Bridgewater would help drive the Broncos down the field again and find Gordon for a 15-yard touchdown pass, making the score 10-3.

The half would end that way as Washington drove down the field with 1:11 remaining, but Heinicke's pass would be intercepted by Simmons in the end zone on the final play.

The second half started slowly as both teams would trade punts until Washington was able to tie the score on a 20-yard touchdown pass from Heinicke to WR DeAndre Carter.

The next two drives would be finished with missed field goals, as McManus' 53-yard attempt would go wide right while Blewitt's next kick was blocked again, this time by Jones.

The Broncos started the next drive from their own 37 with 8:55 remaining in the game and would take only 4:28 for Gordon to break through the line for a 7-yard rushing touchdown to give Denver the 17-10 lead.

Washington would not go quietly, as on its next drive, the Football team would get to Denver's 20-yard line before Heinicke was intercepted again by Simmons in the end zone.

That would not be the end of things though as Gordon would fumble and was recovered by Washington at the Broncos' 24. It would fail to mean anything though, as Denver's defense forced three incompletions and Reed made a crucial sack on second down to clinch the win.

OFFICIALS:

Referee — John Hussey (35); **Umpire** — Alan Eck (76); **Down Judge** — Sarah Thomas (53); **Line Judge** — Michael Dolce (123); **Field Judge** — Jabir Walker (26); **Side Judge** — Allen Baynes (56); **Back Judge** — Brad Freeman (88); **Replay** — James Nicholson

DENVER BRONCOS

OFFENSE		DEFENSE	
LT 72	G. Bolles	NT 90	D. Williams
LG 66	D. Risner	DE 96	S. Harris
C 79	L. Cushmanberry	SLB 53	J. Cooper
RG 61	G. Glasgow	WLB 59	M. Reed
RT 70	B. Massie	ILB 56	B. Browning
TE 87	N. Fant	LB 41	K. Young
WR 14	C. Sutton	CB 2	P. Surtain
TE 85	A. Okwuegbunam	CB 21	R. Darby
QB 5	T. Bridgewater	CB 29	B. Callahan
RB 25	M. Gordon	SS 22	K. Jackson
WR 81	T. Patrick	FS 31	J. Simmons

BRONCOS SUBSTITUTIONS: P 6 S.Martin, K 8 B.McManus, WR 9 K.Hinton, WR 10 J.Jeudy, WR 16 T.Cleveland, CB 23 K.Fuller, RB 26 M.Boone, CB 27 N.Hairston, S 30 C.Sterns, RB 33 J.Williams, SB 37 P.Locke, LB 40 J.Strnad, LS 46 J.Bohenmoyer, ILB 50 J.Griffith, ILB 54 B.Wade, T 76 C.Anderson, G/C 77 Q.Meinerz, TE 82 E.Saubert, FB/TE 83 A.Beck, OLB 91 S.Weatherly, DE 93 D.Jones, OLB 94 A.Patrick, DL 95 M.Agrim, DL 99 S.Stephen **DID NOT PLAY:** QB 3 D.Lock, T 73 C.Fleming **INACTIVE:** QB 4 B.Rypien, WR 11 D.Spencer, CB 35 K.Vincent, S 49 J.Johnson, OLB 58 V.Miller, DL 98 M.Purcell.

WASHINGTON FOOTBALL TEAM

OFFENSE		DEFENSE	
WR 17	T. McLaurin	DE 99	C. Young
LT 72	C. Leno	DT 94	D. Payne
LG 79	E. Flowers	DT 93	Jon. Allen
C 73	C. Roullier	DE 90	M. Sweat
RG 71	W. Schweitzer	OLB 55	C. Holcomb
RT 77	S. Charles	OLB 52	J. Davis
TE 83	R. Seals-Jones	DB 25	B. St-Juste
WR 1	D. Carter	CB 29	K. Fuller
RB 24	A. Gibson	CB 20	B. McCain
QB 4	T. Heinicke	SS 26	L. Collins
RB 41	J. McKissic	FS 31	K. Curl

FOOTBALL TEAM SUBSTITUTIONS: P 5 T.Way, WR 11 C.Sims, K 12 C.Blewitt, WR 13 A.Humphries, WR 15 D.Milne, WR 18 A.Gandy-Golden, S 22 D.Everett, S 30 T.Apke, RB 32 J.Patterson, CB 36 D.Johnson, CB 37 C.Elder, LB 47 K.Hudson, LB 51 D.Mayo, LS 54 C.Cheeseman, DE 58 S.Toney, LB 59 J.Kunaszky, C 60 K.Ismael, T 66 D.St-Jernmetz, C 69 T.Larsen, TE 80 S.Reyes, TE 87 J.Bates, DE 95 C.Toohill, DE 96 J.Smith-Williams, DT 97 T.Settle, DT 98 M.Ioannidis **DID NOT PLAY:** QB 8 K.Allen **INACTIVE:** WR 2 D.Brown, WR 10 C.Samuel, CB 23 W.Jackson, G 75 B.Scherff, OL 76 S.Cosmi, T 78 C.Lucas, TE 88 J.Sternberger.

		1	2	3	4	OT	TOTAL	FIELD GOALS (made () & missed)	
		0	3	7	0	0	10	C. Blewitt	45B (52) 47B
VISITOR	Washington Football Team	0	3	7	0	0	10		
HOME	Denver Broncos	0	10	0	7	0	17		B. McManus (45) 53WR

Team	Qtr	Clock Time	PLAY DESCRIPTION (Extra Point) (Drive Info)	SCORE	
				Visitor	Home
Broncos	2	10:27	B.McManus 45 yd. Field Goal (7-38, 3:15)	0	3
Football Team	2	5:25	C.Blewitt 52 yd. Field Goal (10-41, 5:02)	3	3
Broncos	2	1:11	M.Gordon 15 yd. pass from T.Bridgewater (B.McManus kick) (7-75, 4:14)	3	10
Football Team	3	0:38	D.Carter 20 yd. pass from T.Heinicke (C.Blewitt kick) (10-94, 6:24)	10	10
Broncos	4	4:27	M.Gordon 7 yd. run (B.McManus kick) (8-63, 4:28)	10	17

FINAL INDIVIDUAL STATISTICS

Denver Broncos										Washington Football Team											
RUSHING		ATT	YDS	AVG	LG	TD	RUSHING		ATT	YDS	AVG	LG	TD								
M.Gordon	10	47	4.7	11	1	J.Patterson	11	46	4.2	13	0										
J.Williams	9	35	3.9	14	0	A.Gibson	8	34	4.3	12	0										
T.Bridgewater	1	1	1.0	1	0	T.McLaurin	1	12	12.0	12	0										
J.Jeudy	1	0	0.0	0	0	J.McKissic	3	10	3.3	4	0										
						T.Heinicke	1	10	10.0	10	0										
TOTAL	21	83	4.0	14	1	TOTAL	24	112	4.7	13	0										
PASSING		ATT	CMP	YDS	TD	LG	IN	Rtg.	PASSING		ATT	CMP	YDS	TD	LG	IN	Rtg.				
T.Bridgewater	26	19	213	4/23	1	31	0	109.9	T.Heinicke	39	24	270	5/40	1	27	2	69.4				
TOTAL	26	19	213	4/23	1	31	0	109.9	TOTAL	39	24	270	5/40	1	27	2	69.4				
PASS RECEIVING		TAR	NO	YDS	AVG	LG	TD	PASS RECEIVING		TAR	NO	YDS	AVG	LG	TD						
J.Jeudy	4	4	39	9.8	18	0	J.McKissic	8	8	83	10.4	27	0								
T.Patrick	3	3	64	21.3	31	0	D.Carter	6	3	51	17.0	20	1								
A.Okwuegbunam	3	3	34	11.3	19	0	T.McLaurin	7	3	23	7.7	17	0								
M.Gordon	3	3	15	5.0	15	1	A.Gibson	3	3	20	6.7	13	0								
C.Sutton	4	2	40	20.0	31	0	A.Humphries	3	2	35	17.5	23	0								
J.Williams	4	2	13	6.5	11	0	R.Seals-Jones	4	2	12	6.0	14	0								
N.Fant	4	2	8	4.0	7	0	D.Milne	2	1	22	22.0	22	0								
							C.Sims	2	1	20	20.0	20	0								
							J.Bates	1	1	4	4.0	4	0								
							J.Patterson	1	0	0	0.0	0	0								
TOTAL	25	19	213	11.2	31	1	TOTAL	37	24	270	11.3	27	1								
INTERCEPTIONS		NO	YDS	AVG	LG	TD	INTERCEPTIONS		NO	YDS	AVG	LG	TD								
J.Simmons	2	24	12.0	24	0	TOTAL	0	0	0.0	0	0	0	0								
TOTAL	2	24	12.0	24	0																
PUNTING		NO	YDS	AVG	NET	TB	IN20	LG	PUNTING		NO	YDS	AVG	NET	TB	IN20	LG				
S.Martin	3	135	45.0	41.0	0	3	48	T.Way	1	66	66.0	51.0	0	0	66						
TOTAL	3	135	45.0	41.0	0	3	48	TOTAL	1	66	66.0	51.0	0	0	66						
PUNT RETURNS		NO	YDS	AVG	FC	LG	TD	PUNT RETURNS		NO	YDS	AVG	FC	LG	TD						
K.Hinton	1	15	15.0	0	15	0	D.Carter	1	12	12.0	2	12	0								
TOTAL	1	15	15.0	0	15	0	TOTAL	1	12	12.0	2	12	0								
KICKOFF RETURNS		NO	YDS	AVG	FC	LG	TD	KICKOFF RETURNS		NO	YDS	AVG	FC	LG	TD						
[TOUCHBACK]	3	0	0.0	0	0	0	[TOUCHBACK]	4	0	0.0	0	0	0	0							
TOTAL	0	0	0.0	0	0	0	TOTAL	0	0	0.0	0	0	0	0							
Denver Broncos										Washington Football Team											
Own		Opp.		Out		Own		Opp.		Out											
FUMBLES	Fum	Lost	Rec.	Yds	TD	FF	Rec.	Yds	TD	Bnds	FUMBLES	Fum	Lost	Rec.	Yds	TD	FF	Rec.	Yds	TD	Bnds
M.Gordon	1	1	0	0	0	0	0	0	0	0	T.Heinicke	2	0	1	0	0	0	0	0	0	0
M.Reed	0	0	0	0	0	1	0	0	0	0	C.Leno	0	0	1	0	0	0	0	0	0	0
											C.Young	0	0	0	0	0	1	0	0	0	0
											D.Mayo	0	0	0	0	0	1	0	0	0	0
TOTAL	1	1	0	0	0	1	0	0	0	0	TOTAL	2	0	2	0	0	1	1	0	0	0

FINAL TEAM STATISTICS

BRONCOS FOOTBALL TEAM										BRONCOS FOOTBALL TEAM									
TOTAL FIRST DOWNS		17		21		FGS - PATS Had Blocked		0-0		2-0									
By Rushing		6		6		Net Punting Average		41.0		51.0									
By Passing		10		14		TOTAL RETURN YARDAGE (Not Including Kickoffs)		39		12									
By Penalty		1		1		No. and Yards Punt Returns		1-15		1-12									
THIRD DOWN EFFICIENCY		7-13-53.8%		5-14-35.7%		No. and Yards Kickoff Returns		0-0		0-0									
FOURTH DOWN EFFICIENCY		0-0-0.0%		1-5-20.0%		No. and Yards Interception Returns		2-24		0-0									
TOTAL NET YARDS		273		342		PENALTIES Number and Yards		4-35		4-29									
Total Offensive Plays (inc. times thrown passing)		51		68		FUMBLES Number and Lost		1-1		2-0									
Average gain per offensive play		5.4		5.0		TOUCHDOWNS		2		1									
NET YARDS RUSHING		83		112		Rushing		1		0									
Net Rushing Plays		21		24		Passing		1		0									
Average gain per rushing play		4.0		4.7		EXTRA POINTS Made-Attempts		2-2		1-1									
Tackles for a loss-number and yards		1-1		0-0		Kicking Made-Attempts		2-2		1-1									
NET YARDS PASSING		190		230		FIELD GOALS Made-Attempts		1-2		1-3									
Times thrown - yards lost attempting to pass		4-23		5-40		RED ZONE EFFICIENCY		2-2-100%		0-2-0%									
Gross yards passing		213		270		GOAL TO GO EFFICIENCY		0-0-0%		0-0-0%									
PASS ATTEMPTS-COMPLETIONS-HAD INTERCEPTED		26-19-0		39-24-2		SAFETIES		17		0									
Avg gain per pass play (inc.# thrown passing)		6.3		5.2		FINAL SCORE		10		0									
KICKOFFS Number-In End Zone-Touchbacks		4-4-4		3-3-3		TIME OF POSSESSION		28:10		31:50									
PUNTS Number and Average		3-45.0		1-66.0															
Had Blocked		0		0															

BRONCOS DEFENSIVE STATISTICS

(Press Box Totals)

PLAYER	UT	A	TT	S-YDS	I	PD	FF	FR	PLAYER	UT	A	TT	S-YDS	I	PD	FF	FR
B.Browning	5	3	8	0-0	0-0	0	0	0	S.Weatherly	2	0	2	1-10	0-0	0	0	0
J.Simmons	7	0	7	0-0	2-24	2	0	0	P.Surtain	1	1	2	0-0	0-0	1	0	0
K.Jackson	6	1	7	0-0	0-0	0	0	0	S.Stephen	0	2	2	0-0	0-0	1	0	0
R.Darby	5	2	7	0-0	0-0	0	0	0	J.Cooper	0	2	2	0-0	0-0	0	0	0
S.Harris	2	3	5	0.5-2.5	0-0	0	0	0	M.Agim	1	0	1	0-0	0-0	0	0	0
J.Sirad	3	1	4	0-0	0-0	0	0	0	C.Sims	1	0	1	0-0	0-0	0	0	0
D.Williams	2	2	4	0-0	0-0	0	0	0	N.Hairston	0	0	0	0-0	0-0	1	0	0
K.Young	1	3	4	0-0	0-0	0	0	0	J.Bohemmyer	0	0	0	0-0	0-0	0	0	0
M.Reed	3	0	3	2-19	0-0	1	1	0	T.Cleveland	0	0	0	0-0	0-0	0	0	0
B.Callahan	3	0	3	0-0	0-0	0	0	0	Team Totals	43	22	65	5-40	2-24	6	1	0
D.Jones	1	2	3	1.5-8.5	0-0	0	0	0									



Broncos 30, Cowboys 16

Sunday, Nov. 7, 2021 • 12:03 p.m. CST • AT&T Stadium • Arlington, Texas

WEATHER: Indoors • **TIME:** 3:02 • **ATTENDANCE:** 95,503

The Denver Broncos kept their winning ways as they traveled to AT&T Stadium to defeat the Dallas Cowboys, 30-16. With the win, Denver improved to 9-4 all-time against Dallas, including having won the last seven matchups dating back to 1998.

Scoring 30 unanswered points, the Broncos showed what they could do offensively, recording 190 rushing yards and 249 passing yards for 407 total yards of offense while limiting the Cowboys to only 290 total yards.

RB Javonte Williams logged his first career 100-yard rushing game, totaling 111 yards on 17 carries (6.5 avg.). RB Melvin Gordon III contributed 80 yards of his own and a touchdown, his fourth in the last three games, on 21 carries (3.8 avg.).

QB Teddy Bridgewater totaled 249 yards and one touchdown on 19-of-28 passing for a 107.6 rating while also contributing a rushing touchdown. Leading all receivers was WR Tim Patrick, who notched 85 yards and one touchdown on four catches (21.3 avg.).

Defensively, OLB Jonathan Cooper logged his first two career sacks, bringing down Dallas QB Dak Prescott twice for 20 yards. Denver's defense limited Prescott to 19-of-39 passing (48.7%) and a 73.9 passer rating.

The game started out slow with both defenses forcing three-and-outs on the first possessions of the game. Dallas then made a drive down the field, but Prescott was unable to complete a pass on a fourth-and-two at Denver's 20-yard line to give the ball back.

The Broncos would waste no time, as they would go 80 yards on 11 plays to reach the end zone on Gordon's three-yard rush. K Brandon McManus would miss the extra point attempt, keeping the score at 6-0.

After another Cowboys punt to end the quarter, Denver struck again. From the Dallas 44-yard line, Bridgewater found Patrick streaking on his left and hit him for a 44-yard touchdown pass to increase the lead to 13.

The Broncos were not done there. After Dallas punted again from their own 45, the offense drove to the Cowboy's side of the field to set up a McManus 53-yard field goal to give them the 16-0 lead.

The second half started in an obscure fashion as a blocked punt on P Sam Martin was muffed by Dallas CB Nashon Wright and recovered by LB Jonas Griffith, giving the Broncos a first down. Denver would take advantage, kicking another field goal from 27 yards after driving 72 yards on 10 plays.

Dallas would fail to convert on another fourth-down attempt from their own 40 the next drive to give the Broncos good field position, but they would fail to convert after a missed field goal from 53 yards.

Denver would convert on their next drive, going 85 yards and capped off with a one-yard rush by Bridgewater. The two-point conversion would also succeed as Bridgewater found WR Courtland Sutton to extend the lead to 27-0.

S Caden Sterns would notch his second career interception the next possession, picking off Prescott at the Dallas 40-yard line to help set up another field goal from McManus from 42 yards to give Denver a 30-point lead.

Dallas would get on the board their next two drives with Prescott finding WR Malik Turner for five yards and four yards for two scores. The Cowboys also would convert their two-point attempts but would not be enough as Denver controlled the onsite attempt with 0:54 remaining to end the game.

OFFICIALS:

Referee — Bill Vinovich (52); **Umpire** — Tony Michalek (115); **Down Judge** — Patrick Holt (106); **Line Judge** — Mark Perlman (9); **Field Judge** — Joe Blubaugh (57); **Side Judge** — Jimmy Buchanan (86); **Back Judge** — Jimmy Russell (82); **Replay** — Mark Butterworth

DENVER BRONCOS

OFFENSE		DEFENSE	
LT 76	C. Anderson	NT 90	D. Williams
LG 66	D. Risner	DE 96	S. Harris
C 79	L. Cushenberry	SLB 53	J. Cooper
RG 61	G. Glasgow	ILB 56	B. Browning
RT 70	B. Massie	OLB 91	S. Weatherly
TE 82	E. Saubert	ILB 41	K. Young
WR 14	C. Sutton	LCB 2	P. Surtain
WR 81	T. Patrick	RCB 21	R. Darby
QB 5	T. Bridgewater	CB 23	K. Fuller
RB 25	M. Gordon	SS 22	K. Jackson
TE 85	A. Okwuegbunam	FS 31	J. Simmons

BRONCOS SUBSTITUTIONS: P 6 S. Martin, K 8 B. McManus, WR 9 K. Hinton, WR 10 J. Jaudy, WR 11 D. Spencer, CB 12 M. Ford, WR 16 T. Cleveland, RB 26 M. Boone, CB 27 N. Hairston, S 30 C. Sterns, RB 33 J. Williams, S 37 P. Locke, LB 40 J. Strnad, LS 46 J. Bobenmoyer, ILB 50 J. Griffith, ILB 54 B. Wade, G/C 71 A. Schlottmann, T 73 C. Fleming, G/C 77 Q. Meinerz, FB/TE 83 A. Beck, DL 92 J. Harris, DE 93 D. Jones, OLB 94 A. Patrick, DL 95 M. Agim, DL 99 S. Stephen **DID NOT PLAY:** QB 4 B. Rypien **INACTIVE:** S 49 J. Johnson, OLB 59 M. Reed, T 72 G. Bolles, DL 98 M. Purcell.

DALLAS COWBOYS

OFFENSE		DEFENSE	
WR 88	C. Lamb	LDE 93	T. Basham
LT 78	T. Steele	LDT 97	O. Odighizuwa
LG 52	C. Williams	RDT 91	C. Watkins
C 63	T. Biadasz	RDE 94	R. Gregory
RG 70	Z. Martin	OLB 11	M. Parsons
RT 71	L. Collins	MLB 55	L. Vander Esch
TE 86	D. Schultz	LCB 7	T. Diggs
WR 1	C. Wilson	NKL 26	J. Lewis
QB 4	D. Prescott	RCB 30	A. Brown
RB 21	E. Elliott	SS 27	J. Kearse
WR 19	A. Cooper	FS 18	D. Kazee

COWBOYS SUBSTITUTIONS: K 2 G. Zuerlein, P 5 B. Anger, S 6 D. Wilson, WR 17 M. Turner, RB 20 T. Pollard, CB 24 K. Joseph, CB 25 N. Wright, S 28 M. Hooker, CB 29 C. Goodwin, RB 32 C. Clemens, LB 42 K. Neal, LS 44 J. McQuaide, LB 53 F. Bernard, DE 54 A. Kamara, LB 57 L. Gifford, DE 59 C. Golston, TE 84 S. McKeon, WR 85 N. Brown, TE 87 J. Sprinkle, DE 92 D. Armstrong, DT 98 Q. Bohanna, DT 99 J. Hamilton **DID NOT PLAY:** QB 10 C. Rush, G 66 C. McGovern, G 68 M. Farniok, T 79 T. Nsekhe **INACTIVE:** QB 15 W. Grier, S 38 I. Mukuamu, T 77 T. Smith, WR 81 S. Fehoko.

		1	2	3	4	OT	TOTAL	FIELD GOALS (made () & missed)	
VISITOR	Denver Broncos	6	10	3	11	0	30	B. McManus (53) (27) 53WR (42)	
HOME	Dallas Cowboys	0	0	0	16	0	16		

Team	Qtr	Clock Time	PLAY DESCRIPTION (Extra Point) (Drive Info)	SCORE	
				Visitor	Home
Broncos	1	1:48	M. Gordon 3 yd. run (kick failed, wr) (11-80, 6:19)	6	0
Broncos	2	12:13	T. Patrick 44 yd. pass from T. Bridgewater (B. McManus kick) (6-80, 2:47)	13	0
Broncos	2	3:41	B. McManus 53 yd. Field Goal (11-45, 7:07)	16	0
Broncos	3	8:08	B. McManus 27 yd. Field Goal (10-72, 4:35)	19	0
Broncos	4	11:18	T. Bridgewater 1 yd. run (T. Bridgewater-C. Sutton pass) (13-85, 7:30)	27	0
Broncos	4	6:32	B. McManus 42 yd. Field Goal (5-15, 3:15)	30	0
Cowboys	4	4:08	M. Turner 5 yd. pass from D. Prescott (E. Elliott run) (9-75, 2:24)	30	8
Cowboys	4	0:55	M. Turner 4 yd. pass from D. Prescott (D. Prescott run) (11-65, 2:08)	30	16

FINAL INDIVIDUAL STATISTICS																					
Denver Broncos									Dallas Cowboys												
RUSHING	ATT	YDS	AVG	LG	TD	RUSHING	ATT	YDS	AVG	LG	TD	RUSHING	ATT	YDS	AVG	LG	TD				
J.Williams	17	111	6.5	30	0	E.Elliott	10	51	5.1	11	0	D.Prescott	2	16	8.0	9	0				
M.Gordon	21	80	3.8	14	1	T.Pollard	4	11	2.8	8	0	T.Pollard	4	11	2.8	8	0				
T.Bridgewater	3	-1	-0.3	11	1	T.Pollard	2	1	0.5	0	0	T.Pollard	2	1	0.5	0	0				
TOTAL	41	190	4.6	30	2	TOTAL	16	78	4.9	11	0	TOTAL	16	78	4.9	11	0				
Denver Broncos									Dallas Cowboys												
PASSING	ATT	CMP	YDS	YD	TD	LG	IN	Rtg.	PASSING	ATT	CMP	YDS	YD	TD	LG	IN	Rtg.				
T.Bridgewater	28	19	249	4/32	1	44t	0	107.6	D.Prescott	39	19	232	2/20	2	32	1	73.9				
TOTAL	28	19	249	4/32	1	44t	0	107.6	TOTAL	39	19	232	2/20	2	32	1	73.9				
Denver Broncos									Dallas Cowboys												
PASS RECEIVING	TAR	NO	YDS	AVG	LG	TD	PASS RECEIVING	TAR	NO	YDS	AVG	LG	TD	PASS RECEIVING	TAR	NO	YDS	AVG	LG	TD	
J.Jeudy	8	6	69	11.5	25	0	M.Turner	7	5	33	6.6	11	2	D.Schultz	5	4	54	13.5	20	0	
T.Patrick	5	4	85	21.3	44t	1	E.Elliott	3	3	25	8.3	21	0	A.Cooper	5	2	37	18.5	32	0	
A.Okuegbunam	5	4	25	6.3	17	0	C.Wilson	5	2	28	14.0	24	0	C.Lamb	9	2	23	11.5	18	0	
M.Gordon	2	2	15	7.5	8	0	T.Pollard	2	1	32	32.0	32	0	S.McKeon	2	0	0	0.0	0	0	
K.Hinton	1	1	40	40.0	40	0	N.Brown	1	0	0	0.0	0	0	TOTAL	39	19	232	12.2	32	2	
C.Sutton	2	1	9	9.0	9	0	TOTAL	39	19	232	12.2	32	2	TOTAL	39	19	232	12.2	32	2	
E.Saubert	1	1	6	6.0	6	0	TOTAL	39	19	232	12.2	32	2	TOTAL	39	19	232	12.2	32	2	
TOTAL	24	19	249	13.1	44t	1	TOTAL	39	19	232	12.2	32	2	TOTAL	39	19	232	12.2	32	2	
Denver Broncos									Dallas Cowboys												
INTERCEPTIONS	NO	YDS	AVG	LG	TD	INTERCEPTIONS	NO	YDS	AVG	LG	TD	INTERCEPTIONS	NO	YDS	AVG	LG	TD				
C.Sterns	1	1	1.0	1	0	C.Sterns	1	1	1.0	1	0	C.Sterns	1	1	1.0	1	0				
TOTAL	1	1	1.0	1	0	TOTAL	0	0	0.0	0	0	TOTAL	0	0	0.0	0	0				
Denver Broncos									Dallas Cowboys												
PUNTING	NO	YDS	AVG	NET	TB	IN20	LG	PUNTING	NO	YDS	AVG	NET	TB	IN20	LG						
S.Martin	3	94	31.3	31.3	0	0	51	B.Anger	4	194	48.5	38.3	2	1	55						
TOTAL	3	94	31.3	31.3	0	0	51	TOTAL	4	194	48.5	38.3	2	1	55						
Denver Broncos									Dallas Cowboys												
PUNT RETURNS	NO	YDS	AVG	FC	LG	TD	PUNT RETURNS	NO	YDS	AVG	FC	LG	TD								
D.Spencer	1	1	1.0	1	1	0	C.Wilson	1	0	0.0	1	0	0								
[TOUCHBACK]	2	0	0.0	0	0	0	N.Wright	1	0	0.0	0	0	0								
TOTAL	1	1	1.0	1	1	0	TOTAL	2	0	0.0	1	0	0								
Denver Broncos									Dallas Cowboys												
KICKOFF RETURNS	NO	YDS	AVG	FC	LG	TD	KICKOFF RETURNS	NO	YDS	AVG	FC	LG	TD								
D.Spencer	2	24	12.0	0	18	0	T.Pollard	2	89	44.5	0	54	0								
TOTAL	2	24	12.0	0	18	0	[TOUCHBACK]	5	0	0.0	0	0	0								
TOTAL	2	24	12.0	0	18	0	TOTAL	2	89	44.5	0	54	0								
Denver Broncos									Dallas Cowboys												
FUMBLES	Fum	Lost	Own	Yds	TD	FF	Rec.	Yds	TD	Bnds	Fumbles	Fum	Lost	Own	Yds	TD	FF	Rec.	Yds	TD	Bnds
J.Griffith	0	0	0	0	0	0	1	0	0	0	C.Wilson	1	0	0	0	0	0	0	0	0	0
TOTAL	0	0	0	0	0	0	1	0	0	0	TOTAL	2	1	1	7	0	0	0	0	0	0

FINAL TEAM STATISTICS																	
BRONCOS										COWBOYS							
TOTAL FIRST DOWNS	23		14		FGs - PATS Had Blocked		0-0		0-0		NET Punting Average		31.3		38.3		
By Rushing	12		2		Total Return YARDAGE (Not Including Kickoffs)		2		0		No. and Yards Punt Returns		1-1		2-1		
By Passing	9		11		No. and Yards Kickoff Returns		2-24		2-89		No. and Yards Interception Returns		1-1		0-0		
By Penalty	1		1		PENALTIES Number and Yards		5-37		5-38		FUMBLES Number and Lost		0-0		2-1		
THIRD DOWN EFFICIENCY	8-15-53.3%		5-13-38.5%		TOUCHDOWNS		3		2		EXTRA POINTS Made-Attempts		2-3		2-2		
FOURTH DOWN EFFICIENCY	0-0-0.0%		0-4-0.0%		Rushing		2		0		Kicking Made-Attempts		1-2		0-0		
TOTAL NET YARDS	407		290		Passing		1		2		Passing Made-Attempts		0-0		2-2		
Net Offensive Plays (inc. times thrown passing)	73		57		FIELD GOALS Made-Attempts		3-4		0-0		RED ZONE EFFICIENCY		2-3-67%		2-2-100%		
Average gain per offensive play	5.6		5.1		GOAL TO GO EFFICIENCY		2-2-100%		0		SAFETIES		0		0		
NET YARDS RUSHING	190		78		FINAL SCORE		30		16		TIME OF POSSESSION		41:12		18:48		
Total Rushing Plays	41		16		TIME OF POSSESSION		41:12		18:48		TIME OF POSSESSION		41:12		18:48		
Average gain per rushing play	4.6		4.9		TIME OF POSSESSION		41:12		18:48		TIME OF POSSESSION		41:12		18:48		
Tackles for a loss-number and yards	5-12		2-3		TIME OF POSSESSION		41:12		18:48		TIME OF POSSESSION		41:12		18:48		
NET YARDS PASSING	217		212		TIME OF POSSESSION		41:12		18:48		TIME OF POSSESSION		41:12		18:48		
Times Thrown - yards lost attempting to pass	4-32		2-20		TIME OF POSSESSION		41:12		18:48		TIME OF POSSESSION		41:12		18:48		
Gross yards passing	249		232		TIME OF POSSESSION		41:12		18:48		TIME OF POSSESSION		41:12		18:48		
PASS ATTEMPTS-COMPLETIONS-HAD INTERCEPTED	28-19-1		39-19-1		TIME OF POSSESSION		41:12		18:48		TIME OF POSSESSION		41:12		18:48		
Avg gain per pass play (inc.# thrown passing)	6.8		5.2		TIME OF POSSESSION		41:12		18:48		TIME OF POSSESSION		41:12		18:48		
KICKOFFS Number-In End Zone-Touchbacks	7-7-5		3-0-0		TIME OF POSSESSION		41:12		18:48		TIME OF POSSESSION		41:12		18:48		
PUNTS Number and Average	3-31.3		4-48.5		TIME OF POSSESSION		41:12		18:48		TIME OF POSSESSION		41:12		18:48		
Had Blocked	0		0		TIME OF POSSESSION		41:12		18:48		TIME OF POSSESSION		41:12		18:48		

BRONCOS DEFENSIVE STATISTICS																	
(Press Box Totals)																	
PLAYER	UT	A	TT	S-YDS	I	PD	FF	FR	PLAYER	UT	A	TT	S-YDS	I	PD	FF	FR
K.Jackson	7	2	9	0-0	0-0	0	0	0	N.Hairston	1	0	1	0-0	0-0	1	0	0
B.Browning	4	2	6	0-0	0-0	0	0	0	S.Stephen	1	0	1	0-0	0-0	0	0	0
J.Cooper	3	1	4	2-20	0-0	0	0	0	J.Harris	1	0	1	0-0	0-0	0	0	0
P.Surtain	2	1	3	0-0	0-0	1	0	0	M.Ford	1	0	1	0-0	0-0	0	0	0
R.Darby	1	2	3	0-0	0-0	1	0	0	S.Weatherly	0	0	0	0-0	0-0	0	0	0
K.Young	1	2	3	0-0	0-0	0	0	0	D.Jones	0	0	0	0-0	0-0	0	0	0
J.Simmons	2	0	2	0-0	0-0	2	0	0	J.Bohenmeyer	0	0	0	0-0	0-0	0	0	0
C.Sterns	2	0	2	0-0	1-1	1	0	0	B.Wade	0	0	0	0-0	0-0	0	0	0
K.Fuller	1	1	2	0-0	0-0	1	0	0	M.Boone	0	0	0	0-0	0-0	0	0	0
S.Harris	1	1	2	0-0	0-0	0	0	0	J.Griffith	0	0	0	0-0	0-0	0	0	0
D.Williams	1	1	2	0-0	0-0	0	0	0	Team Totals	29	13	42	2-20	1-1	7	0	0



Eagles 30, Broncos 13

Sunday, Nov. 14, 2021 • 2:25 p.m. MST • Empower Field at Mile High • Denver

WEATHER: Partly Cloudy, 65°, Wind SW 5 mph • **TIME:** 3:01 • **ATTENDANCE:** 76,766

The Denver Broncos fell to the Philadelphia Eagles, their third NFC East opponent in as many weeks, 30-13 the game before their bye week.

TE Albert Okwuegbunam led the Broncos with a career-high 77 yards on three receptions (25.7 avg.) while RB Melvin Gordon posted his 50th career rushing touchdown and marking his fourth-consecutive game with a touchdown. Gordon became just the third active player with at least 50 rushing touchdowns.

S Justin Simmons also grabbed his 20th career interception and fourth of the season, becoming just one-of-two active players with at least four interceptions the last three years. OLB Malik Reed also paced the defense in tackles, totaling a career-high nine.

Philadelphia let their run game loose, racking up 216 yards on the ground on 39 rushes while QB Jalen Hurts would post two touchdowns and 178 yards on 16-of-23 passing for a 103.2 rating. WR DeVonta Smith also produced an impressive game, totaling a team-high 66 yards and two touchdowns (16.5 avg.).

The Eagles got off to a hot start, taking an early 10-0 lead after their first two possessions. On the first drive, Philadelphia drove to the Broncos' 12-yard line before Denver's defense was able to stall them out, forcing a 30-yard field goal by K Jake Elliott.

After a quick three-and-out by the Broncos, Philadelphia found the end zone after Hurts dropped back and found Smith for a 36-yard score to give the Eagles a 10-point lead.

Denver would charge right back, taking 4:38 on their next possession to drive 75 yards to make the score 10-7 after a one-yard touchdown run by Gordon.

The Broncos would force a three-and-out for Philadelphia this time and would tie the game with a 21-yard field goal by K Brandon McManus on the ensuing drive.

The Eagles would answer right back, driving 75 yards on 12 plays and ended when Hurts found Smith again in the end zone, this time from five yards out to get the Eagles back ahead.

Philadelphia would take another 10-point lead in with them at the half after Elliott hit again from 52 yards with 0:05 remaining.

Denver would drive down the field to start the second half but would miss on an opportunity to get points after McManus' 22-yard field goal was blocked by Eagles S K'Von Wallace and recovered by LB Alex Singleton.

The Broncos would get points their next possession after forcing a three-and-out with McManus knocking in a 28-yard field goal to bring Denver within a score again.

After Simmons intercepted Hurts at the Denver 30, the offense drove down the field but a fumble by Gordon was recovered by CB Darius Slay, who returned it 83 yards for the Eagles touchdown.

The Eagles would close the scoring after forcing a three-and-out when Elliott knocked in one last field goal from 23 yards.

After the teams traded punts, the Broncos drove down to the Eagles 10-yard line but would fail to convert on a fourth-and-seven to close the game.

OFFICIALS:

Referee — Shawn Hochuli (83); **Umpire** — Terry Killens Jr. (77); **Down Judge** — Ed Camp (134); **Line Judge** — Greg Bradley (98); **Field Judge** — Tom Hill (97); **Side Judge** — Chad Hill (125); **Back Judge** — Rich Martinez (39); **Replay** — Tyler Cerimeli

DENVER BRONCOS

OFFENSE		DEFENSE	
LT 76	C. Anderson	NT 90	D. Williams
LG 66	D. Risner	DE 96	S. Harris
C 79	L. Cushenberry	SLB 53	J. Cooper
RG 77	Q. Meinerz	WLB 59	M. Reed
RT 73	C. Fleming	ILB 56	B. Browning
TE 85	A. Okwuegbunam	ILB 41	K. Young
TE 87	N. Fant	LCB 2	P. Surtain
WR 14	C. Sutton	RCB 21	R. Darby
QB 5	T. Bridgewater	CB 23	K. Fuller
RB 25	M. Gordon	SS 22	K. Jackson
WR 81	T. Patrick	FS 31	J. Simmons

BRONCOS SUBSTITUTIONS: P 6 S.Martin, K 8 B.McManus, WR 9 K.Hinton, WR 10 J.Jeudy, WR 11 D.Spencer, CB 12 M.Ford, WR 16 T.Cleveland, CB 27 N.Hairston, RB 28 D.Crockett, S 30 C.Sterns, RB 33 J.Williams, S 37 P.Locke, LB 42 C.Robinson, LS 46 J.Bobenmoyer, ILB 50 J.Griffith, G 52 N.Muti, T 75 Q.Bailey, TE 82 E.Saubert, FB/TE 83 A.Beck, OLB 91 S.Weatherly, DE 93 D.Jones, OLB 94 A.Patrick, DL 98 M.Purcell, DL 99 S.Stephen **DID NOT PLAY:** QB 4 B.Rypien, T 78 D.Himmelman **INACTIVE:** RB 26 M.Boone, CB 34 E.Bassey, CB 39 M.McCain, S 49 J.Johnson, T 70 B.Massie, T 72 G.Bolles, DL 95 M.Agin.

PHILADELPHIA EAGLES

OFFENSE		DEFENSE	
WR 6	D. Smith	DE 94	J. Sweat
LT 65	L. Johnson	DT 97	J. Hargrave
LG 69	L. Dickerson	DT 91	F. Cox
C 62	J. Kelce	DE 96	D. Barnett
RG 63	J. Driscoll	SAM 58	G. Avery
RT 68	J. Mailata	MIKE 57	T. Edwards
WR 16	Q. Watkins	WILL 52	D. Taylor
TE 88	D. Goedert	CB 3	S. Nelson
QB 1	J. Hurts	CB 2	D. Slay
RB 35	B. Scott	S 23	R. McLeod
TE 89	J. Stoll	S 28	A. Harris

EAGLES SUBSTITUTIONS: K 4 J.Elliott, P 8 A.Siposs, RB 14 K.Gainwell, WR 18 J.Reagor, WR 19 J.ArcegaWhiteside, DB 21 A.Chachere, S 22 M.Epps, RB 24 J.Howard, CB 27 R.McPhearson, CB 29 A.Maddox, CB 33 J.Scott, S 42 K.Wallace, LS 45 R.Lovato, LB 48 P.Johnson, LB 49 A.Singleton, LB 54 S.Bradley, G 67 N.Herbig, DE 75 Ta.Jackson, T 77 A.Dillard, G 78 I.Opet, TE 80 T.Jackson, WR 84 G.Ward, DE 90 R.Kerrigan, DT 93 M.Williams, DT 98 H.Ridgeway **DID NOT PLAY:** QB 10 G.Minshew **INACTIVE:** QB 7 R.Sinnett, DB 34 K.Vincent, CB 36 T.Gowan, C/G 76 J.Anderson, DT 95 M.Tuipulotu.

VISITOR	Philadelphia Eagles					OT	TOTAL	FIELD GOALS (made () & missed)	
		1	2	3	4			J. Elliott (30) (52) (23)	B. McManus (21) 22B (28)
HOME	Denver Broncos	0	10	3	0	0	13		
Team	Qtr	Clock Time	PLAY DESCRIPTION (Extra Point) (Drive Info)				SCORE		
Eagles	1	10:13	J.Elliott 30 yd. Field Goal (10-63, 4:47)				3	0	
Eagles	1	3:16	D.Smith 36 yd. pass from J.Hurts (J.Elliott kick) (9-80, 5:27)				10	0	
Broncos	2	13:38	M.Gordon 1 yd. run (B.McManus kick) (9-75, 4:38)				10	7	
Broncos	2	9:39	B.McManus 21 yd. Field Goal (5-69, 1:47)				10	10	
Eagles	2	3:07	D.Smith 5 yd. pass from J.Hurts (J.Elliott kick) (12-75, 6:32)				17	10	
Eagles	2	0:05	J.Elliott 52 yd. Field Goal (9-51, 1:44)				20	10	
Broncos	3	4:51	B.McManus 28 yd. Field Goal (10-35, 4:10)				20	13	
Eagles	3	0:00	D.Slay 83 yd. fumble return (J.Elliott kick)				27	13	
Eagles	4	7:36	J.Elliott 23 yd. Field Goal (10-60, 5:57)				30	13	

FINAL INDIVIDUAL STATISTICS

Denver Broncos											Philadelphia Eagles										
RUSHING	ATT	YDS	AVG	LG	TD	RUSHING	ATT	YDS	AVG	LG	TD	RUSHING	ATT	YDS	AVG	LG	TD				
J.Williams	8	48	6.0	20	0	J.Howard	12	83	6.9	25	0	M.Gordon	9	45	5.0	15	1				
M.Gordon	9	45	5.0	15	1	B.Scott	11	81	7.4	23	0	J.Jeudy	1	3	3.0	3	0				
J.Jeudy	1	3	3.0	3	0	J.Hurts	13	55	4.2	31	0										
						K.Gainwell	2	5	2.5	5	0										
						J.Reagor	1	-8	-8.0	-8	0										
TOTAL	18	96	5.3	20	1	TOTAL	39	216	5.5	31	0	TOTAL	18	96	5.3	20	1				
PASSING	ATT	CMP	YDS	TKD/ YD	TD	LG	IN	Rtg.	PASSING	ATT	CMP	YDS	TKD/ YD	TD	LG	IN	Rtg.				
T.Bridgewater	36	22	226	1/14	0	64	0	79.2	J.Hurts	23	16	178	2/8	2	36t	1	103.2				
TOTAL	36	22	226	1/14	0	64	1	79.2	TOTAL	23	16	178	2/8	2	36t	1	103.2				
PASS RECEIVING	TAR	NO	YDS	AVG	LG	TD	PASS RECEIVING	TAR	NO	YDS	AVG	LG	TD								
J.Jeudy	9	6	48	8.0	14	0	D.Smith	6	4	66	16.5	36t	2								
N.Fant	6	5	59	11.8	15	0	Q.Watkins	6	4	33	8.3	18	0								
A.Okwuegbunam	3	3	77	25.7	64	0	D.Goedert	2	2	28	14.0	24	0								
T.Patrick	6	3	14	4.7	7	0	B.Scott	2	2	24	12.0	16	0								
C.Sutton	3	2	29	14.5	26	0	J.Stoll	3	2	6	3.0	4	0								
J.Williams	3	2	1	0.5	10	0	J.Reagor	2	1	12	12.0	12	0								
M.Gordon	4	1	-2	-2.0	-2	0	K.Gainwell	1	1	9	9.0	9	0								
TOTAL	34	22	226	10.3	61	0	TOTAL	22	16	178	11.1	36t	2								
INTERCEPTIONS	NO	YDS	AVG	LG	TD	INTERCEPTIONS	NO	YDS	AVG	LG	TD										
J.Simmons	1	17	17.0	17	0	TOTAL	0	0	0.0	0	0										
TOTAL	1	17	17.0	17	0	TOTAL	0	0	0.0	0	0										
PUNTING	NO	YDS	AVG	NET	TB	IN20	LG	PUNTING	NO	YDS	AVG	NET	TB	IN20	LG						
S.Martin	4	212	53.0	50.8	0	0	60	A.Siposs	3	154	51.3	42.3	0	1	54						
TOTAL	4	212	53.0	50.8	0	0	60	TOTAL	3	154	51.3	42.3	0	1	54						
PUNT RETURNS	NO	YDS	AVG	FC	LG	TD	PUNT RETURNS	NO	YDS	AVG	FC	LG	TD								
D.Spencer	2	27	13.5	1	19	0	J.Reagor	2	9	4.5	1	9	0								
							[OUT OF BOUNDS]	1	0	0.0	0	0	0								
TOTAL	2	27	13.5	1	19	0	TOTAL	2	9	4.5	1	9	0								
KICKOFF RETURNS	NO	YDS	AVG	FC	LG	TD	KICKOFF RETURNS	NO	YDS	AVG	FC	LG	TD								
[TOUCHBACK]	7	0	0.0	0	0	0	[TOUCHBACK]	4	0	0.0	0	0	0								
TOTAL	0	0	0.0	0	0	0	TOTAL	0	0	0.0	0	0	0								
Denver Broncos	Own	Opp.	Out	Philadelphia Eagles	Own	Opp.	Out														
FUMBLES	Fum	Lost	Rec.	Yds	TD	FF	Rec.	Yds	TD	Bnds	Fum	Lost	Rec.	Yds	TD	Bnds					
M.Gordon	1	1	0	0	0	0	0	0	0	0	J.Hurts	1	0	1	0	0					
J.Jeudy	1	0	0	0	0	0	0	0	0	0	N.Herbig	1	0	0	-2	0					
A.Okwuegbunam	0	0	1	2	0	0	0	0	0	0	J.Kelce	0	0	1	0	0					
D.Jones	0	0	0	0	0	1	0	0	0	0	D.Taylor	0	0	0	0	2					
TOTAL	2	1	1	2	0	1	0	0	0	0	TOTAL	2	0	2	-2	0					

FINAL TEAM STATISTICS

	BRONCOS	EAGLES		BRONCOS	EAGLES
TOTAL FIRST DOWNS	17	22	FGs - PATs Had Blocked	1-0	0-0
By Rushing	5	12	Net Punting Average	50.8	42.3
By Passing	9	10	TOTAL RETURN YARDAGE (Not Including Kickoffs)	44	9
By Penalty	3	0	No. and Yards Punt Returns	2-27	2-9
THIRD DOWN EFFICIENCY	1-11-9.1%	6-13-46.2%	No. and Yards Kickoff Returns	0-0	0-0
FOURTH DOWN EFFICIENCY	0-2-0.0%	0-0-0%	No. and Yards Interception Returns	1-17	0-0
TOTAL NET YARDS	308	386	PENALTIES Number and Yards	4-29	7-89
Total Offensive Plays (inc. times thrown passing)	55	64	FUMBLES Number and Lost	2-1	2-0
Average gain per offensive play	5.6	6.0	TOUCHDOWNS	1	3
NET YARDS RUSHING	96	216	Rushing	1	0
Total Rushing Plays	18	39	Passing	0	2
Average gain per rushing play	5.3	5.5	Fumbles	0	1
Tackles for a loss-number and yards	1-4	3-11	EXTRA POINTS Made-Attempts	1-1	3-3
NET YARDS PASSING	212	170	Kicking Made-Attempts	1-1	3-3
Times thrown - yards lost attempting to pass	1-14	2-8	FIELD GOALS Made-Attempts	2-3	3-3
Gross yards passing	226	178	RED ZONE EFFICIENCY	1-5-20%	1-3-33%
PASS ATTEMPTS-COMPLETIONS-HAD INTERCEPTED	36-22-0	23-16-1	GOAL TO GO EFFICIENCY	1-3-33%	1-2-50%
Avg gain per pass play (inc.# thrown passing)	5.7	6.8	SAFETIES	0	0
KICKOFFS Number-In End Zone-Touchbacks	4-4-4	7-7-7	FINAL SCORE	13	30
PUNTS Number and Average	4-53.0	3-51.3	TIME OF POSSESSION	25:02	34:58
Had Blocked	0	0			

BRONCOS DEFENSIVE STATISTICS

(Press Box Totals)

PLAYER	UT	A	TT	S-YDS	I	PD	FF	FR	PLAYER	UT	A	TT	S-YDS	I	PD	FF	FR
M.Reed	5	4	9	1-2	0-0	0	0	0	C.Sterns	2	1	3	0-0	0-0	0	0	0
R.Darby	5	3	8	0-0	0-0	0	0	0	S.Harris	2	0	2	0-0	0-0	1	0	0
K.Jackson	5	2	7	0-0	0-0	0	0	0	C.Robinson	1	1	2	0-0	0-0	0	0	0
J.Simmons	4	2	6	0-0	1-17	1	0	0	S.Weatherly	0	1	1	0-0	0-0	0	0	0
J.Cooper	4	1	5	0-0	0-0	0	0	0	B.Browning	0	1	1	0-0	0-0	0	0	0
K.Fuller	3	2	5	0-0	0-0	0	0	0	S.Stephen	0	1	1	0-0	0-0	0	0	0
D.Jones	3	1	4	1-6	0-0	0	1	0	A.Patrick	0	0	0	0-0	0-0	0	0	0
K.Young	3	1	4	0-0	0-0	0	0	0	J.Griffith	0	0	0	0-0	0-0	0	0	0
P.Surtain	3	0	3	0-0	0-0	1	0	0	A.Okwuegbunam	0	0	0	0-0	0-0	0	0	0
D.Williams	2	1	3	0-0	0-0	0	0	0	Team Totals	42	22	64	2-8	1-17	3	1	0



Broncos 28, Chargers 13

Sunday, Nov. 28, 2021 • 2:05 p.m. MST • Empower Field at Mile High • Denver

WEATHER: Partly Cloudy, 66°, Wind NE 5 mph • **TIME:** 3:05 • **ATTENDANCE:** 75,807

The Denver Broncos returned from the bye week energized, defeating the Los Angeles Chargers 28-13 for their first divisional win of the season.

The Broncos took advantage of stellar defensive play from CB Pat Surtain II, who posted his first career multi-interception game and his first pick-six, returning an interception 70 yards for the touchdown.

Offensively, Denver came up big on third down, converting 8-of-11 (72.7%) third down opportunities in the game, their best mark since at least 1991 when the statistic was first tracked. Denver also rushed for 147 yards and two touchdowns on 33 attempts. RB Melvin Gordon III led the team with 83 rushing yards on 17 carries (4.9 avg.).

The teams traded punts to start the game, with Denver forcing a three-and-out on the Chargers' first possession, before the Broncos opened up the scoring with an 11-yard touchdown run by QB Teddy Bridgewater.

After another three-and-out was forced by the Denver defense, the offense came back onto the field looking to extend the lead. QB Drew Lock made his second appearance of the season in the middle of the drive and helped lead the Broncos get into the end zone again after RB Javonte Williams rushed in from nine yards out.

The Chargers would make a push on their next drive, converting on a third-and-15 from their own side of the field, but would fail to put up points after failing to convert a fourth-and-three from Denver's 35-yard line.

The teams would trade punts until 1:22 remaining in the half, when Lock's pass was intercepted by S Derwin James and returned to the Broncos' 47.

The interception proved costly, as Los Angeles was able to get on the board when QB Justin Herbert found RB Austin Ekeler for a 12-yard touchdown pass to cut the score to 14-7.

The Chargers began the second half with the momentum, taking the ball into Denver territory but were unable to convert it into points when K Dustin Hopkins missed a 52-yard field goal.

After forcing Denver to punt, the Chargers again drove down the field and looked to tie the game near the red zone. The Broncos defense stood tall again though as Surtain netted his first interception of the game in the end zone to ending the scoring threat.

The Broncos would take advantage, driving 80 yards in 10 plays to extend their lead to 21-7 after Bridgewater found TE Eric Saubert for his first career touchdown.

Looking to answer and get the game back to one possession, Los Angeles were able to reach the Denver 37-yard line, but Herbert threw his second interception to Surtain, who took it 70 yards for the touchdown and helped put the game out of reach.

The Chargers would score on the next drive after Herbert found TE Jared Cook for the 16-yard score to make it 28-13, but Denver was able to hold onto the ball and run the clock out to preserve the Broncos' win.

DENVER BRONCOS

OFFENSE		DEFENSE	
LT 76	C. Anderson	DE 93	D. Jones
LG 66	D. Risner	NT 98	M. Purcell
C 79	L. Cushenberry	DE 90	D. Williams
RG 77	Q. Meinerz	OLB 55	B. Chubb
RT 73	C. Fleming	WLB 59	M. Reed
TE 87	N. Fant	ILB 56	B. Browning
WR 81	T. Patrick	ILB 41	K. Young
WR 14	C. Sutton	CB 2	P. Surtain
QB 5	T. Bridgewater	LB 21	R. Darby
RB 25	M. Gordon	FS 31	J. Simmons
WR 10	J. Jeudy	SS 30	C. Sterns

BRONCOS SUBSTITUTIONS: QB 3 D.Lock, P 6 S.Martin, K 8 B.McManus, WR 9 K.Hinton, WR 11 D.Spencer, CB 12 M.Ford, CB 23 K.Fuller, RB 26 M.Boone, CB 27 N.Hairston, RB 33 J.Williams, CB 34 E.Bassey, S 37 P.Locke, LB 40 J.Strnad, LS 46 J.Bobenmoyer, ILB 50 J.Griffith, G 52 N.Muti, OLB 53 J.Cooper, G/C 71 A.Schlottmann, T 75 Q.Bailey, TE 82 E.Saubert, FB/TE 83 A.Beck, TE 85 A.Okwuegbunam, OLB 91 S.Weatherly, OLB 94 A.Patrick, DL 95 M.Agim, DL 99 S.Stephen **INACTIVE:** QB 4 B.Rypien, WR 16 T.Cleveland, S 22 K.Jackson, S 49 J.Johnson, T 70 B.Massie, DE 96 S.Harris.

LOS ANGELES CHARGERS

OFFENSE		DEFENSE	
WR 81	M. Williams	EDGE 97	J. Bosa
WR 13	K. Allen	DL 99	J. Tillery
TE 88	T. McKitty	DL 93	J. Jones
LT 70	R. Slater	EDGE 42	U. Nwosu
G 68	S. Kelemete	LB 44	K. White
C 63	C. Linsley	LB 49	D. Tranquill
RG 72	M. Schofield	CB 43	M. Davis
RT 74	S. Norton	CB 20	T. Campbell
TE 89	D. Parham	CB 25	C. Harris
QB 10	J. Herbert	S 24	N. Adnerley
RB 30	A. Ekeler	S 33	D. James

CHARGERS SUBSTITUTIONS: P 1 T.Long, WR 5 J.Palmer, K 6 D.Hopkins, WR 7 A.Roberts, LB 9 K.Murray, WR 15 J.Guyton, RB 22 J.Jackson, RB 27 J.Kelley, LB 31 N.Niemann, RB 34 D.Bradwell, DB 36 T.Marshall, CB 37 K.Hall, CB 38 K.Thomas, OLB 52 K.Fackrell, LS 54 M.Overton, LB 57 A.Ogbongbemiga, C/G 61 S.Quessenberry, G/T 64 B.Jaimes, T 79 T.Pipkins, TE 82 S.Anderson, TE 87 J.Cook, DL 92 J.Gaziano, OLB 94 C.Rumph, DL 95 C.Covington, DL 96 B.Fehoko **DID NOT PLAY:** QB 4 C.Daniel **INACTIVE:** QB 2 E.Stick, CB 26 A.Samuel, S 32 A.Gilman, RB 35 L.Rountree, FB 40 G.Nabers, G 71 M.Feiler.

OFFICIALS:

Referee — Land Clark (130); **Umpire** — Paul King (121); **Down Judge** — Tom Stephan (68); **Line Judge** — Brian Bolinger (40); **Field Judge** — Michael Banks (72); **Side Judge** — Anthony Fleming (90); **Back Judge** — Greg Meyer (78); **Replay** — Jimmy Oldham

VISITOR	HOME					OT	TOTAL	FIELD GOALS (made () & missed)	
		1	2	3	4			D. Hopkins	52WL
Los Angeles Chargers	Denver Broncos	0	7	0	6	0	13		
		7	7	0	14	0	28		

Team	Qtr	Clock Time	PLAY DESCRIPTION (Extra Point) (Drive Info)	SCORE	
				Visitor	Home
Broncos	1	4:31	T.Bridgewater 11 yd. run (B.McManus kick) (8-50, 4:24)	0	7
Broncos	2	12:46	J.Williams 9 yd. run (B.McManus kick) (11-75, 5:46)	0	14
Chargers	2	0:31	A.Ekeler 12 yd. pass from J.Herbert (D.Hopkins kick) (6-47, 0:45)	7	14
Broncos	4	8:54	E.Saubert 1 yd. pass from T.Bridgewater (B.McManus kick) (10-80, 5:36)	7	21
Broncos	4	7:28	P.Surtain 70 yd. interception return (B.McManus kick)	7	28
Chargers	4	4:34	J.Cook 16 yd. pass from J.Herbert (pass failed) (9-75, 2:54)	13	28

FINAL INDIVIDUAL STATISTICS																							
Denver Broncos										Los Angeles Chargers													
RUSHING	ATT	YDS	AVG	LG	TD	RUSHING	ATT	YDS	AVG	LG	TD	RUSHING	ATT	YDS	AVG	LG	TD	RUSHING	ATT	YDS	AVG	LG	TD
M.Gordon	17	83	4.9	16	0	J.Herbert	4	36	9.0	13	0	J.Herbert	4	36	9.0	13	0	J.Herbert	4	36	9.0	13	0
J.Williams	14	54	3.9	12	1	A.Ekeler	12	31	2.6	6	0	A.Ekeler	12	31	2.6	6	0	A.Ekeler	12	31	2.6	6	0
T.Bridgewater	2	10	5.0	11	1	J.Kelley	1	5	5.0	5	0	J.Kelley	1	5	5.0	5	0	J.Kelley	1	5	5.0	5	0
TOTAL	33	147	4.5	16	2	TOTAL	17	72	4.2	13	0	TOTAL	17	72	4.2	13	0	TOTAL	17	72	4.2	13	0
PASSING	ATT	CMP	YDS	TD	LG	INT	Rtg.	PASSING	ATT	CMP	YDS	TD	LG	INT	Rtg.	PASSING	ATT	CMP	YDS	TD	LG	INT	Rtg.
T.Bridgewater	18	11	129	0/0	1	42	0	101.4	J.Herbert	44	28	303	3/18	2	34	2	34	2	34	2	34	2	80.0
D.Lock	7	4	26	1/0	0	12	1	25.6	TOTAL	44	28	303	3/18	2	34	2	34	2	34	2	34	80.0	
TOTAL	25	15	155	1/0	1	42	1	74.6	TOTAL	44	28	303	3/18	2	34	2	34	2	34	2	34	80.0	
PASS RECEIVING	TAR	NO	YDS	AVG	LG	TD	PASS RECEIVING	TAR	NO	YDS	AVG	LG	TD	PASS RECEIVING	TAR	NO	YDS	AVG	LG	TD			
J.Williams	4	3	57	19.0	42	0	K.Allen	10	7	85	12.1	24	0	K.Allen	10	7	85	12.1	24	0			
N.Fant	4	3	12	4.0	7	0	A.Ekeler	8	6	68	11.3	34	1	A.Ekeler	8	6	68	11.3	34	1			
T.Patrick	3	2	26	13.0	19	0	M.Williams	8	4	39	9.8	13	0	M.Williams	8	4	39	9.8	13	0			
J.Jeudy	3	2	25	12.5	13	0	J.Cook	5	2	25	12.5	16	1	J.Cook	5	2	25	12.5	16	1			
C.Sutton	3	2	17	8.5	12	0	J.Palmer	2	2	25	12.5	18	0	J.Palmer	2	2	25	12.5	18	0			
A.Okwuegbunam	2	1	12	12.0	12	0	J.Guyton	3	2	23	11.5	15	0	J.Guyton	3	2	23	11.5	15	0			
M.Gordon	2	1	5	5.0	5	0	S.Anderson	2	2	18	9.0	13	0	S.Anderson	2	2	18	9.0	13	0			
E.Saubert	1	1	1	1.0	1	1	J.Kelley	3	2	15	7.5	17	0	J.Kelley	3	2	15	7.5	17	0			
K.Hinton	1	0	0	0.0	0	0	D.Parham	1	1	5	5.0	5	0	D.Parham	1	1	5	5.0	5	0			
TOTAL	23	15	155	10.3	42	1	TOTAL	44	28	303	10.8	34	2	TOTAL	44	28	303	10.8	34	2			
INTERCEPTIONS	NO	YDS	AVG	LG	TD	INTERCEPTIONS	NO	YDS	AVG	LG	TD	INTERCEPTIONS	NO	YDS	AVG	LG	TD						
P.Surtain	2	70	35.0	70	1	D.James	1	5	5.0	5	0	D.James	1	5	5.0	5	0						
TOTAL	2	70	35.0	70	1	TOTAL	1	5	5.0	5	0	TOTAL	1	5	5.0	5	0						
PUNTING	NO	YDS	AVG	NET	TB	IN20	LG	PUNTING	NO	YDS	AVG	NET	TB	IN20	LG								
S.Martin	3	125	41.7	41.7	0	2	43	T.Long	3	136	45.3	41.0	0	0	48								
TOTAL	3	125	41.7	41.7	0	2	43	TOTAL	3	136	45.3	41.0	0	0	48								
PUNT RETURNS	NO	YDS	AVG	FC	LG	TD	PUNT RETURNS	NO	YDS	AVG	FC	LG	TD										
D.Spencer	2	13	6.5	0	8	0	A.Roberts	0	0	0.0	1	0	0										
[OUT OF BOUNDS]	1	0	0.0	0	0	0	[DOWNED]	1	0	0.0	0	0	0										
TOTAL	2	13	6.5	0	8	0	TOTAL	0	0	0.0	1	0	0										
KICKOFF RETURNS	NO	YDS	AVG	FC	LG	TD	KICKOFF RETURNS	NO	YDS	AVG	FC	LG	TD										
D.Spencer	1	7	7.0	0	7	0	[TOUCHBACK]	5	0	0.0	0	0	0										
[TOUCHBACK]	2	0	0.0	0	0	0	TOTAL	0	0	0.0	0	0	0										
TOTAL	1	7	7.0	0	7	0	TOTAL	0	0	0.0	0	0	0										
Denver Broncos	Own	Opp.	Out	Los Angeles Chargers	Own	Opp.	Out																
FUMBLES	Fum	Lost	Rec.	Yds	TD	FF	Rec.	Yds	TD	Bnds	FUMBLES	Fum	Lost	Rec.	Yds	TD	FF	Rec.	Yds	TD	Bnds		
D.Lock	1	0	0	0	0	0	0	0	0	0	J.Bosa	0	0	0	0	0	1	0	0	0	0		
T.Patrick	0	0	1	2	0	0	0	0	0	0	TOTAL	0	0	0	0	0	1	0	0	0	0		
TOTAL	1	0	1	2	0	0	0	0	0	0	TOTAL	0	0	0	0	0	1	0	0	0	0		

FINAL TEAM STATISTICS																			
BRONCOS										CHARGERS									
TOTAL FIRST DOWNS	23		20		FGs - PATS Had Blocked		0-0		0-0										
By Rushing	11		3		Net Punting Average	41.7		41.0											
By Passing	9		15		TOTAL RETURN YARDAGE (Not Including Kickoffs)	83		5											
By Penalty	3		2		No. and Yards Punt Returns	2-13		0-0											
THIRD DOWN EFFICIENCY	8-11-72.7%		7-14-50.0%		No. and Yards Kickoff Returns	1-7		0-0											
FOURTH DOWN EFFICIENCY	0-0-0%		1-2-50.0%		No. and Yards Interception Returns	2-70		1-5											
TOTAL NET YARDS	302		357		GOAL TO GO EFFICIENCY	5-35		9-75											
Total Offensive Plays (inc. times thrown passing)	59		64		FUMBLES Number and Lost	1-0		0-0											
Average gain per offensive play	5.1		5.6		TOUCHDOWNS	4		2											
NET YARDS RUSHING	147		72		Rushing	2		0											
Total Rushing Plays	33		17		Passing	1		2											
Average gain per rushing play	4.5		4.2		Interceptions	1		0											
Tackles for a loss-number and yards	2-3		1-1		EXTRA POINTS Made-Attempts	4-4		1-2											
NET YARDS PASSING	155		285		Kicking Made-Attempts	4-4		1-1											
Times thrown - yards lost attempting to pass	1-0		3-18		Passing Made-Attempts	0-0		0-1											
Gross yards passing	155		303		FIELD GOALS Made-Attempts	0-0		0-1											
PASS ATTEMPTS-COMPLETIONS-HAD INTERCEPTED	25-15-1		44-28-2		RED ZONE EFFICIENCY	3-3-100%		2-3-67%											
Avg gain per pass play (inc.# thrown passing)	6.0		6.1		GOAL TO GO EFFICIENCY	3-3-100%		0-0-0%											
KICKOFFS Number-In End Zone-Touchbacks	5-5-5		3-2-2		SAFETIES	2		13											
PUNTS Number and Average	3-41.7		3-45.3		FINAL SCORE	28		10											
Had Blocked	0		0		TIME OF POSSESSION	29:37		30:23											

BRONCOS DEFENSIVE STATISTICS																	
(Press Box Totals)																	
PLAYER	UT	A	TT	S-YDS	I	PD	FF	FR	PLAYER	UT	A	TT	S-YDS	I	PD	FF	FR
K.Fuller	8	1	9	0-0	0-0	0	0	0	S.Stephen	1	1	2	0-0	0-0	0	0	0
J.Simmons	7	1	8	0-0	0-0	2	0	0	D.Jones	0	2	2	0-0	0-0	0	0	0
B.Browning	5	2	7	0-0	0-0	1	0	0	M.Reed	1	0	1	0-0	0-0	0	0	0
K.Young	4	3	7	0-0	0-0	0	0	0	N.Hairston	1	0	1	0-0	0-0	1	0	0
P.Surtain	4	1	5	0-0	2-70	2	0	0	J.Cooper	1	0	1	0-0	0-0	0	0	0
D.Williams	2	1	3	1-3	0-0	0	0	0	C.Stiems	0	1	1	0-0	0-0	1	0	0
S.Weatherly	2	0	2	1-8	0-0	0	0	0	K.Hinton	0	0	0	0-0	0-0	0	0	0
R.Darby	2	0	2	0-0	0-0	1	1	0	T.Patrick	0	0	0	0-0	0-0	0	0	0
M.Agim	1	1	2	1-7	0-0	0	0	0	Team Totals	39	14	53	3-18	2-70	8	0	0



Chiefs 22, Broncos 9

Sunday, Dec. 5, 2021 • 7:22 p.m. CST • Arrowhead Stadium • Kansas City, Mo.

WEATHER: Clear, 55°, Wind NW 15 mph • **TIME:** 2:54 • **ATTENDANCE:** 73,185

The Denver Broncos fell to the Kansas City Chiefs on *Sunday Night Football* by the score of 22-9.

The Bronco's defense stood tall for most of the game, limiting the Chiefs to only 267 total yards of offense, including limiting QB Patrick Mahomes to 184 yards, no touchdowns and one interception on 15-of-29 passing for a 57.3 rating.

RB Javonte Williams spurred the Denver offense, racking up 102 rushing yards on 23 carries (4.4 avg.), while also bringing in six catches for 76 yards (12.7 avg.) and a touchdown. WR Jerry Jeudy led receivers with a team-high 77 yards on four catches (19.3 avg.).

The Chiefs started the game strong, finding the end zone on their first possession of the game after going 72 yards on 12 plays. The drive was capped by a Mahomes' 10-yard rush to take the 7-0 lead.

After a three-and-out by Denver, Kansas City added to their advantage after K Harrison Butker nailed a 56-yard field goal to give the Chiefs a 10-point cushion.

Denver would answer back on their next drive with a field goal of their own. The offense drove 51 yards on 10 plays to set up K Brandon McManus for a 42-yard kick to bring the score back to one possession.

After the defense forced a Kansas City punt, Denver was able to get on the doorstep of the goal line, reaching Kansas City's eight-yard line, before failing to convert on a fourth-and-two when Williams' was stuffed for a one-yard loss.

Kansas City would start the half with the ball, but Denver took it away after Mahomes threw a pass for WR Tyreek Hill but was cut off by CB Pat Surtain II, his third interception in the last two games.

Kansas City was able to get the 10-point lead back on their next drive when the offense took seven plays to go 50 yards, setting up a 45-yard field goal by Butker with 5:35 remaining in the third quarter.

Looking to make it a one possession game again, the Broncos' offense made it up the field and looked to be threatening again, but QB Teddy Bridgewater was intercepted by S Juan Thornhill, who returned the ball back near midfield.

Denver's defense prevented the score to get out of hand, forcing another field goal by Butker, this time from 26 yards, to keep the score at 16-3 and still a two-possession game.

The Broncos' hopes of a comeback seemed to fade the next drive as the offense made it to the Chiefs' 27 before Bridgewater again was intercepted, this time by S Daniel Sorensen, who returned it 75 yards to the touchdown.

Denver kept some hope alive as they broke through into the endzone the next possession when Bridgewater found Williams for a 13-yard score, but the two-point conversion failed, keeping the score at 22-9.

After a failed onside kick attempt, the defense was able to force another punt, but it proved to be too late as Denver could not get past Kansas City's 48-yard line the next drive. Mahomes took two knees to run the remainder of the clock out and end the game.

DENVER BRONCOS

OFFENSE		DEFENSE	
LT 72	G. Bolles	DE 96	S. Harris
LG 66	D. Risner	NT 90	D. Williams
C 79	L. Cushenberry	SLB 55	B. Chubb
RG 77	Q. Meinerz	WLB 59	M. Reed
RT 70	B. Massie	ILB 56	B. Browning
TE 87	N. Fant	ILB 41	K. Young
WR 10	J. Jeudy	LCB 2	P. Surtain
WR 81	T. Patrick	CB 23	K. Fuller
QB 5	T. Bridgewater	RB 21	R. Darby
RB 33	J. Williams	SS 22	K. Jackson
WR 14	C. Sutton	FS 31	J. Simmons

BRONCOS SUBSTITUTIONS: P 6 S.Martin, K 8 B.McManus, WR 9 K.Hinton, WR 11 D.Spencer, CB 12 M.Ford, RB 26 M.Boone, CB 27 N.Hairston, RB 28 D.Crockett, S 30 C.Sterns, S 37 P.Locke, LB 40 J.Strnad, LS 46 J.Boehmeyer, ILB 50 J.Griffith, G 52 N.Muti, OLB 53 J.Cooper, G/C 71 A.Schlottmann, TE 82 E.Saubert, FB/TE 83 A.Beck, TE 85 A.Okwuegbunam, OLB 91 S.Weatherly, DE 93 D.Jones, OLB 94 A.Patrick, DL 95 M.Agim, DL 95 S.Stephen **DID NOT PLAY:** QB 3 D.Lock, T 73 C.Fleming **INACTIVE:** QB 4 B.Rypien, RB 25 M.Gordon, CB 34 E.Bassey, S 49 J.Johnson, DL 98 M.Purcell.

KANSAS CITY CHIEFS

OFFENSE		DEFENSE	
WR 19	J. Gordon	LDE 24	M. Ingram
LT 57	O. Brown	LDT 95	C. Jones
LG 62	J. Thuney	RDT 90	J. Reed
C 52	C. Humphrey	RDE 55	F. Clark
RG 65	T. Smith	LB 53	A. Hitchens
RT 77	A. Wylie	LB 50	W. Gay
TE 81	B. Bell	LCB 35	C. Ward
TE 87	T. Kelce	CB 38	L. Sneed
WR 10	T. Hill	RCB 21	M. Hughes
QB 15	P. Mahomes	S 22	J. Thornhill
RB 25	C. Edwards-Helaire	S 32	T. Mathieu

CHIEFS SUBSTITUTIONS: P 5 T.Townsend, K 7 H.Butker, WR 11 D.Robinson, WR 13 B.Pringle, WR 17 M.Hardman, S 23 A.Watts, CB 26 C.Lammons, CB 30 D.Baker, RB 31 Da.Williams, RB 40 D.Gore, LS 41 J.Winchester, LB 44 D.O'Daniel, FB 45 M.Burton, S 49 D.Sorensen, DE 51 M.Danna, LB 54 N.Bolton, LB 56 B.Niemann, G 73 N.Allegretti, TE 83 N.Gray, WR 85 M.Kemp, DT 91 D.Nnadi, DE 97 A.Okafor, DT 98 T.Wharton **DID NOT PLAY:** QB 4 C.Henne, OL 66 A.Blythe, T 70 P.Wanogho **INACTIVE:** QB 6 S.Buechele, CB 27 R.Fenton, OL 67 L.Niang, OL 69 K.Long.

OFFICIALS:

Referee — Carl Cheffers (51); **Umpire** — Tra Blake (33); **Down Judge** — Jerry Bergman (91); **Line Judge** — Jeff Seeman (45); **Field Judge** — Michael Banks (72); **Side Judge** — Gary Calvetto (60); **Back Judge** — Matt Edwards (96); **Replay** — Andrew Lambert

	1	2	3	4	OT	TOTAL	FIELD GOALS (made () & missed)
VISITOR Denver Broncos	0	3	0	6	0	9	B. McManus (42)
HOME Kansas City Chiefs	10	0	3	9	0	22	H. Butker (56) (45) (26)

Team	Qtr	Clock Time	PLAY DESCRIPTION (Extra Point) (Drive Info)	SCORE	
				Visitor	Home
Chiefs	1	6:56	P.Mahomes 10 yd. run (H.Butker kick) (12-72, 6:03)	0	7
Chiefs	1	2:22	H.Butker 56 yd. Field Goal (9-42, 3:30)	0	10
Broncos	2	13:34	B.McManus 42 yd. Field Goal (10-51, 3:48)	3	10
Chiefs	3	5:35	H.Butker 45 yd. Field Goal (7-50, 3:23)	3	13
Chiefs	4	13:26	H.Butker 26 yd. Field Goal (4-8, 1:34)	3	16
Chiefs	4	9:42	D.Sorensen 75 yd. interception return (kick failed, w/)	3	22
Broncos	4	5:12	J.Williams 13 yd. pass from T.Bridgewater (pass failed) (11-75, 4:30)	9	22

FINAL INDIVIDUAL STATISTICS																											
Denver Broncos										Kansas City Chiefs																	
RUSHING		ATT	YDS	AVG	LG	TD					RUSHING		ATT	YDS	AVG	LG	TD										
J.Williams		23	102	4.4	14	0					C.Edwards-Helaire		14	54	3.9	10	0										
M.Boone		4	35	8.8	16	0					Da.Williams		5	20	4.0	12	0										
T.Bridgewater		4	17	4.3	9	0					P.Mahomes		4	12	3.0	10t	1										
M.Burton		1	3	3.0	3	0					TOTAL		24	89	3.7	12	1										
TOTAL		31	154	5.0	16	0					TOTAL		24	89	3.7	12	1										
PASSING		ATT	CMP	YDS	TD	LG	IN	Rtg.					PASSING		ATT	CMP	YDS	TD	LG	IN	Rtg.						
T.Bridgewater		40	22	257	1/7	1	36	2	62.2					P.Mahomes		29	15	184	1/6	0	38	1	57.3				
TOTAL		40	22	257	1/7	1	36	2	62.2					TOTAL		29	15	184	1/6	0	38	1	57.3				
PASS RECEIVING		TAR	NO	YDS	AVG	LG	TD					PASS RECEIVING		TAR	NO	YDS	AVG	LG	TD								
J.Williams		9	6	76	12.7	34	1					Da.Williams		3	3	60	20.0	38	0								
J.Jeudy		6	4	77	19.3	36	0					C.Edwards-Helaire		3	3	28	9.3	29	0								
N.Fant		4	4	33	8.3	12	0					T.Kelce		8	3	27	9.0	14	0								
A.Okwuegbunam		4	3	21	7.0	10	0					T.Hill		5	2	22	11.0	13	0								
C.Sutton		6	2	15	7.5	10	0					D.Robinson		2	2	21	10.5	12	0								
M.Boone		1	1	19	19.0	19	0					B.Pringle		4	1	14	14.0	14	0								
T.Patrick		5	1	9	9.0	9	0					M.Hardman		1	1	12	12.0	12	0								
K.Hinton		1	1	7	7.0	7	1					M.Kemp		1	0	0	0.0	0	0								
TOTAL		36	22	257	11.7	36	1					TOTAL		27	15	184	12.3	38	0								
INTERCEPTIONS		NO	YDS	AVG	LG	TD					INTERCEPTIONS		NO	YDS	AVG	LG	TD										
P.Surtain		1	0	0.0	0	0					D.Sorensen		1	75	75.0	75t	1										
											J.Thornhill		1	13	13.0	13	0										
TOTAL		1	0	0.0	0	0					TOTAL		2	88	44.0	75t	1										
PUNTING		NO	YDS	AVG	NET	TB	IN20	LG					PUNTING		NO	YDS	AVG	NET	TB	IN20	LG						
S.Martin		3	160	53.3	49.0	0	0	56					T.Townsend		4	190	47.5	46.0	0	3	54						
TOTAL		3	160	53.3	49.0	0	0	56					TOTAL		4	190	47.5	46.0	0	3	54						
PUNT RETURNS		NO	YDS	AVG	FC	LG	TD					PUNT RETURNS		NO	YDS	AVG	FC	LG	TD								
D.Spencer		3	6	2.0	1	6	0					M.Hughes		2	13	6.5	1	10	0								
TOTAL		3	6	2.0	1	6	0					TOTAL		2	13	6.5	1	10	0								
KICKOFF RETURNS		NO	YDS	AVG	FC	LG	TD					KICKOFF RETURNS		NO	YDS	AVG	FC	LG	TD								
D.Spencer		2	44	22.0	0	26	0					[TOUCHBACK]		2	0	0.0	0	0	0								
[TOUCHBACK]		4	0	0.0	0	0	0					TOTAL		0	0	0.0	0	0	0								
TOTAL		2	44	22.0	0	26	0					TOTAL		0	0	0.0	0	0	0								
Denver Broncos		Own				Opp.				Out				Kansas City Chiefs		Own				Opp.				Out			
FUMBLES	Fum	Lost	Rec.	Yds	TD	FF	Rec.	Yds	TD	Bnds	FUMBLES	Fum	Lost	Rec.	Yds	TD	FF	Rec.	Yds	TD	Bnds						
J.Williams	1	0	1	0	0	0	0	0	0	0	J.Reed	0	0	0	0	0	0	0	0	0	0						
D.Spencer	1	1	0	0	0	0	0	0	0	0	B.Pringle	0	0	0	0	0	0	1	0	0	0						
TOTAL	2	1	1	0	0	0	0	0	0	0	TOTAL	0	0	0	0	0	0	1	1	0	0						

FINAL TEAM STATISTICS										
BRONCOS					CHIEFS					
TOTAL FIRST DOWNS					22	15				
By Rushing					12	7				
By Passing					10	8				
By Penalty					0	0				
THIRD DOWN EFFICIENCY					4-14-28.6%	5-12-41.7%				
FOURTH DOWN EFFICIENCY					3-6-50.0%	0-0-0.0%				
TOTAL NET YARDS					404	267				
TOTAL Offensive Plays (inc. times thrown passing)					72	54				
Average gain per offensive play					5.6	4.9				
NET YARDS RUSHING					154	89				
Total Rushing Plays					31	24				
Average gain per rushing play					5.0	3.7				
Tackles for a loss-number and yards					2-2	1-4				
NET YARDS PASSING					250	178				
Times thrown - yards lost attempting to pass					1-7	1-6				
Gross yards passing					257	184				
PASS ATTEMPTS-COMPLETIONS-HAD INTERCEPTED					40-22-5	29-15-1				
Avg gain per pass play (inc.# thrown passing)					6.1	5.9				
KICKOFFS Number-In End Zone-Touchbacks					3-2-2	6-5-4				
PUNTS Number and Average					3-53.3	4-47.5				
Had Blocked					0	0				
FGs - PATs Had Blocked					0-0	0-0				
Net Punting Average					49.0	46.0				
TOTAL RETURN YARDAGE (Not Including Kickoffs)					6	101				
No. and Yards Punt Returns					3-6	2-13				
No. and Yards Kickoff Returns					2-44	0-8				
No. and Yards Interception Returns					1-0	2-88				
PENALTIES Number and Yards					5-37	7-60				
FUMBLES Number and Lost					2-1	0-0				
TOUCHDOWNS					1	2				
Rushing					0	1				
Passing					1	0				
Interceptions					0	0				
EXTRA POINTS Made-Attempts					0-1	0-1				
Kicking Made-Attempts					0-0	0-1				
Passing Made-Attempts					0-1	0-0				
FIELD GOALS Made-Attempts					1-1	3-3				
RED ZONE EFFICIENCY					1-3-33%	1-2-50%				
GOAL TO GO EFFICIENCY					0-0-0%	1-1-100%				
SAFETIES					0	0				
FINAL SCORE					9	22				
TIME OF POSSESSION					33:30	26:30				

BRONCOS DEFENSIVE STATISTICS																	
(Press Box Totals)																	
PLAYER	UT	A	TT	S-YDS	I	PD	FF	FR	PLAYER	UT	A	TT	S-YDS	I	PD	FF	FR
K.Young	5	4	9	0-0	0-0	0	0	0	J.Cooper	1	0	1	0-0	0-0	0	0	0
B.Browning	7	1	8	0-0	0-0	0	0	0	P.Surtain	0	1	1	0-0	1-0	1	0	0
D.Williams	1	5	6	0-0	0-0	1	0	0	S.Weatherly	0	0	0	0-0	0-0	0	0	0
D.Jones	3	1	4	1-6	0-0	0	0	0	K.Fuller	0	0	0	0-0	0-0	1	0	0
M.Reed	2	2	4	0-0	0-0	0	0	0	M.Ford	0	0	0	0-0	0-0	0	0	0
B.Chubb	2	1	3	0-0	0-0	0	0	0	A.Patrick	0	0	0	0-0	0-0	0	0	0
S.Stephen	1	2	3	0-0	0-0	0	0	0	N.Hairston	0	0	0	0-0	0-0	0	0	0
S.Harris	0	3	3	0-0	0-0	0	0	0	M.Boone	0	0	0	0-0	0-0	0	0	0
R.Darby	2	0	2	0-0	0-0	0	0	0	J.William	0	0	0	0-0	0-0	0	0	0
J.Simmons	2	0	2	0-0	0-0	0	0	0	Team Totals	27	21	48	1-6	1-0	3	0	0
K.Jackson	1	1	2	0-0	0-0	0	0	0									



Broncos 38, Lions 10

Sunday, Dec. 12, 2021 • 2:05 p.m. MST • Empower Field at Mile High • Denver

WEATHER: Partly Cloudy, 61°, Wind N 7 mph • **TIME:** 2:54 • **ATTENDANCE:** 76,211

On a day where the Denver Broncos and the city of Denver honored the life of former WR Demaryius Thomas, the team was able to handle business on the field and defeat the Detroit Lions, 38-10.

The offense was able to find its stride in the game, putting up 184 yards and three touchdowns on the ground while totaling two touchdowns and 179 yards through the air on 18-of-25 passing.

Leading the rushing attack was RB Melvin Gordon III, who finished the day with 111 yards and two touchdowns on 24 attempts (4.6 avg.). RB Javonte Williams totaled 73 yards and one touchdown on 15 carries (4.9 avg.) while also bringing in a 10-yard touchdown catch to give him two for the game.

S Justin Simmons notched his fifth interception of the year, picking off QB Jared Goff to tie his career season high set in 2020 while also tying the league lead among safeties.

Denver jumped onto the scoresheet early, taking the opening drive of the game down the field and finished with a five-yard touchdown rush by Williams to take a 7-0 lead.

After a three-and-out by Detroit, the Broncos kept the foot on the gas, taking their second possession 74 yards on 12 plays into the end zone again with a one-yard rush by Gordon.

Detroit would not go away though, taking their next drive 75 yards and capped off by a seven-yard connection between Goff and WR Kalif Raymond to cut Denver's lead in half at the start of the second quarter.

With Denver forced into a three-and-out, Detroit cut into the lead even more, setting up a 36-yard field goal by K Riley Patterson to make the score 14-10.

The teams would trade punts the next two possessions before the Broncos got the ball with 1:01 remaining in the half. Starting on their own 22-yard line, Denver went 44 yards to set up a K Brandon McManus field goal from 52-yards at the end of the half to get the lead back to seven.

The Broncos came out on fire in the second half, starting when LB Kenny Young forced a fumble on RB Godwin Igwebuike on the second play of the half, setting the offense up at Detroit's 36-yard line. Denver would take full advantage as Bridgewater found Williams from 10 yards out to take a 24-10 lead.

The Broncos' defense was able to give the offense great field positioning again the next possession, stopping a fourth-and-two attempt by the Lions from their own 33-yard line and helping set up another scoring drive capped by a 14-yard touchdown rush by Gordon.

Detroit threatened to score on their next drive and try to claw their way back into the game, but Denver slammed the door shut. Having a first down on the Bronco's seven-yard line, the defense prevented any scoring opportunity and shut down a fourth-and-goal attempt from the four-yard line.

Simmons would intercept Goff on Detroit's next possession, setting up a Bridgewater touchdown pass TE Albert Okwuegbunam to help seal the victory for the Broncos.

Detroit got the ball one last time, but would not be able to do anything as Denver's defense slammed the door shut for the win.

OFFICIALS:

Referee — John Hussey (35); **Umpire** — Alan Eck (76); **Down Judge** — Sarah Thomas (53); **Line Judge** — Carl Johnson (101); **Field Judge** — Jabir Walker (26); **Side Judge** — Allen Baynes (56); **Back Judge** — Brad Freeman (88); **Replay** — James Nicholson

DENVER BRONCOS

OFFENSE		DEFENSE	
LT 72	G. Bolles	DE 90	D. Williams
LG 66	D. Risner	NT 98	M. Purcell
C 79	L. Cushenberry	DE 96	S. Harris
RG 77	Q. Meinerz	SLB 55	B. Chubb
RT 70	B. Massie	ILB 53	J. Cooper
TE 87	N. Fant	ILB 55	B. Browning
WR 10	J. Jeudy	ILB 41	K. Young
WR 81	T. Patrick	LCB 2	P. Surtain
QB 5	T. Bridgewater	RCB 21	R. Darby
RB 25	M. Gordon	SS 22	K. Jackson
		FS 31	J. Simmons

BRONCOS SUBSTITUTIONS: P 6 S.Martin, K 8 B.McManus, WR 9 K.Hinton, WR 11 D.Spencer, CB 12 M.Ford, WR 14 C.Sutton, CB 23 K.Fuller, CB 27 N.Hairston, RB 28 D.Crockett, S 30 C.Sterns, RB 33 J.Williams, LB 40 J.Strnad, ILB 43 M.Kiser, LS 46 J.Bobenmoyer, ILB 50 J.Griffith, G 52 N.Muti, G/C 71 A.Schlottmann, TE 82 E.Saubert, FB/TE 83 A.Beck, TE 85 A.Okwuegbunam, OLB 91 S.Weatherly, DE 93 D.Jones, OLB 94 A.Patrick, DL 99 S.Stephen **DID NOT PLAY:** QB 3 D.Lock, CB 29 B.Callahan, T 73 C.Fleming **INACTIVE:** QB 4 B.Ryan, CB 13 M.Ojemudia, CB 34 E.Bassey, S 49 J.Johnson, DL 95 M.Agim.

DETROIT LIONS

OFFENSE		DEFENSE	
WR 8	J. Reynolds	DE 91	M. Brockers
LT 68	T. Decker	DE 97	N. Williams
LG 73	J. Jackson	ILB 34	A. Anzalone
C 74	R. McCollum	LB 51	J. Woods
RG 72	H. Vaitai	OLB 52	J. Lemonier
RT 58	P. Sewell	OLB 53	C. Harris
T 67	M. Nelson	CB 39	J. Jacobs
TE 89	B. Wright	CB 24	A. Oruwariye
WR 14	A. St. Brown	S 31	D. Marlowe
QB 16	J. Goff	S 25	W. Harris
RB 35	G. Igwebuike	S 42	J. Elliott

LIONS SUBSTITUTIONS: CB 1 N.Robey, OLB 2 A.Bryant, P 3 J.Fox, K 6 R.Patterson, WR 11 K.Raymond, WR 18 K.Hodge, RB 28 J.Jefferson, CB 29 P.Motley, CB 36 C.Ballentine, S 38 C.Moore, OLB 43 R.Berry, FB 45 J.Cabinda, RB 46 C.Reynolds, LS 47 S.Daly, LB 49 C.Bolton, NT 54 A.McNeill, LB 55 D.Barnes, LB 57 A.Pittman, T 69 W.Holden, DE 75 L.Onwuzurike, DE 76 B.Hector, G 78 T.Kraemer, TE 84 S.Zylstra, WR 85 T.Kennedy, NT 98 J.Penisini **DID NOT PLAY:** QB 12 T.Boyle **INACTIVE:** QB 10 D.Blough, WR 17 T.Benson, RB 32 D.Swift, LB 44 J.Reeves-Maybin, TE 88 T.Hockenson, OLB 99 J.Okwara.

VISITOR	HOME					OT	TOTAL	FIELD GOALS (made () & missed)	
		1	2	3	4				
Detroit Lions	Denver Broncos	0	10	0	0	0	10	R. Patterson (36)	
		14	3	14	7	0	38	B. McManus (52)	

Team	Qtr	Clock Time	PLAY DESCRIPTION (Extra Point) (Drive Info)	SCORE	
				Visitor	Home
Broncos	1	9:46	J.Williams 5 yd. run (B.McManus kick) (11-75, 5:14)	0	7
Broncos	1	0:53	M.Gordon 1 yd. run (B.McManus kick) (12-74, 7:16)	0	14
Lions	2	12:31	K.Raymond 7 yd. pass from J.Goff (R.Patterson kick) (7-75, 3:22)	7	14
Lions	2	6:34	R.Patterson 36 yd. Field Goal (11-57, 5:10)	10	14
Broncos	2	0:00	B.McManus 52 yd. Field Goal (9-44, 1:05)	10	17
Broncos	3	11:03	J.Williams 10 yd. pass from T.Bridgewater (B.McManus kick) (5-36, 3:08)	25	24
Broncos	3	6:34	M.Gordon 14 yd. run (B.McManus kick) (4-33, 2:13)	10	31
Broncos	4	1:51	A.Okwuegbunam 4 yd. pass from T.Bridgewater (B.McManus kick) (14-88, 7:08)	10	38

FINAL INDIVIDUAL STATISTICS																									
Denver Broncos										Detroit Lions															
RUSHING		ATT	YDS	AVG	LG	TD				RUSHING	ATT	YDS	AVG	LG	TD										
M.Gordon		24	111	4.6	16	2				C.Reynolds	11	83	7.5	35	0										
J.Williams		15	73	4.9	9	1				G.Igwebuike	8	25	3.1	6	0										
										J.Goff	2	10	5.0	13	0										
TOTAL		39	184	4.7	16	3				TOTAL	21	118	5.6	35	0										
PASSING		ATT	CMP	YDS	TKD/		YD	TD	LG	IN	Rtg.				PASSING	ATT	CMP	YDS	TKD/		YD	TD	LG	IN	Rtg.
T.Bridgewater		25	18	179	1/5	2	32	0	118.6				J.Goff	39	24	215	2/17	1	20	1	74.2				
TOTAL		25	18	179	1/5	2	32	0	118.6				TOTAL	39	24	215	2/17	1	20	1	74.2				
PASS RECEIVING		TAR	NO	YDS	AVG	LG	TD				PASS RECEIVING	TAR	NO	YDS	AVG	LG	TD								
J.Jeudy		6	5	47	9.4	21	0				A.St. Brown	12	8	73	9.1	19	0								
A.Okwuegbunam		5	5	41	8.2	16	1				K.Raymond	5	4	31	7.8	9	1								
N.Fant		4	4	51	12.8	32	0				J.Reynolds	5	3	52	17.3	20	0								
T.Patrick		5	2	21	10.5	13	0				B.Wright	5	3	20	6.7	11	0								
J.Williams		2	1	10	10.0	10t	1				S.Zylstra	6	2	18	9.0	14	0								
C.Sutton		2	1	9	9.0	9	0				C.Reynolds	2	2	16	8.0	14	0								
D.Spencer		1	0	0	0.0	0	0				T.Kennedy	1	1	7	7.0	7	0								
											T.Decker	1	1	-2	-2.0	-2	0								
											K.Hodge	1	0	0	0.0	0	0								
TOTAL		25	18	179	9.9	32	2				TOTAL	38	24	215	9.0	20	1								
INTERCEPTIONS		NO	YDS	AVG	LG	TD				INTERCEPTIONS	NO	YDS	AVG	LG	TD										
J.Simmons		1	0	0.0	0	0																			
TOTAL		1	0	0.0	0	0				TOTAL	0	0	0.0	0	0										
PUNTING		NO	YDS	AVG	NET	TB	IN20	LG				PUNTING	NO	YDS	AVG	NET	TB	IN20	LG						
S.Martin		3	130	43.3	44.7	0	0	47				J.Fox	2	106	53.0	46.5	0	0	54						
Total		3	130	43.3	44.7	0	0	47				Total	2	106	53.0	46.5	0	0	54						
PUNT RETURNS		NO	YDS	AVG	FC	LG	TD				PUNT RETURNS	NO	YDS	AVG	FC	LG	TD								
D.Spencer		2	13	6.5	0	11	0				K.Raymond	1	-4	-4.0	2	-4	0								
TOTAL		2	13	6.5	0	11	0				TOTAL	1	-4	-4.0	2	-4	0								
KICKOFF RETURNS		NO	YDS	AVG	FC	LG	TD				KICKOFF RETURNS	NO	YDS	AVG	FC	LG	TD								
[TOUCHBACK]		3	0	0.0	0	0	0				[TOUCHBACK]	6	0	0.0	0	0	0								
TOTAL		0	0	0.0	0	0	0				TOTAL	0	0	0.0	0	0	0								
Denver Broncos		Own		Opp.		Out					Detroit Lions		Own		Opp.		Out								
FUMBLES	Fum	Lost	Rec.	Yds	TD	FF	Rec.	Yds	TD	Bnds	FUMBLES	Fum	Lost	Rec.	Yds	TD	FF	Rec.	Yds	TD	Bnds				
K.Young	0	0	0	0	0	0	0	0	0	0	G.Igwebuike	1	1	0	0	0	0	0	0	0	0	0			
J.Cooper	0	0	0	0	0	0	1	0	0	0															
TOTAL	0	0	0	0	0	1	1	0	0	0	TOTAL	1	1	0	0	0	0	0	0	0	0	0			

FINAL TEAM STATISTICS																							
BRONCOS										LIONS													
TOTAL FIRST DOWNS		25								17		0-0								0-0			
By Rushing		14								7		44.7								46.5			
By Passing		10								9		13								-4			
By Penalty		1								1		2-13								1- -4			
THIRD DOWN EFFICIENCY		8-12-66.7%								5-14-35.7%		0-0								0-0			
FOURTH DOWN EFFICIENCY		1-1-100.0%								3-5-60.0%		1-0								0-0			
TOTAL NET YARDS		358								316		2-18								6-53			
Total Offensive Plays (inc. times thrown passing)		65								62		0-0								1-1			
Average gain per offensive play		5.5								5.1		5								1			
NET YARDS RUSHING		184								118		Rushing								3		0	
Total Rushing Plays		39								21		Passing								2		1	
Average gain per rushing play		4.7								5.6		EXTRA POINTS Made-Attempts								5-5		1-1	
Tackles for a loss-number and yards		3-3								2-6		Kicking Made-Attempts								5-5		1-1	
NET YARDS PASSING		174								198		FIELD GOALS Made-Attempts								1-1		1-1	
Times thrown - yards lost attempting to pass		1-5								2-17		RED ZONE EFFICIENCY								5-5-100%		1-3-33%	
Gross yards passing		179								215		GOAL TO GO EFFICIENCY								3-3-100%		0-1-0%	
PASS ATTEMPTS-COMPLETIONS-HAD INTERCEPTED		25-18-0								39-24-1		SAFETIES								0		0	
Avg gain per pass play (inc.# thrown passing)		6.7								4.8		FINAL SCORE								38		10	
KICKOFFS Number-In End Zone-Touchbacks		6-6-6								3-3-3		TIME OF POSSESSION								32:07		27:53	
PUNTS Number and Average		3-43.3								2-53.0													
Had Blocked		0								0													

BRONCOS DEFENSIVE STATISTICS																	
(Press Box Totals)																	
PLAYER	UT	A	TT	S-YDS	I	PD	FF	FR	PLAYER	UT	A	TT	S-YDS	I	PD	FF	FR
J.Simmons	5	1	6	0-0	1-0	1	0	0	K.Fuller	2	1	3	0-0	0-0	0	0	0
J.Cooper	5	0	5	0-0	0-0	0	0	1	B.Browning	1	2	3	0-0	0-0	0	0	0
P.Surtain	4	1	5	0-0	0-0	0	0	0	C.Sterns	2	0	2	0-0	0-0	0	0	0
K.Jackson	3	2	5	0-0	0-0	1	0	0	K.Young	0	2	2	0-0	0-0	0	1	0
R.Darby	4	0	4	0-0	0-0	1	0	0	J.Strnad	1	0	1	0-0	0-0	0	0	0
J.Griffith	2	2	4	0-0	0-0	0	0	0	M.Ford	1	0	1	0-0	0-0	0	0	0
M.Purcell	2	2	4	0-0	0-0	0	0	0	S.Harris	0	1	1	0-0	0-0	1	0	0
S.Weatherly	1	3	4	0-0	0-0	0	0	0	D.Williams	0	0	0	0-0	0-0	1	0	0
D.Jones	3	0	3	2-17	0-0	1	0	0	Team Totals	38	18	56	2-17	1-0	6	1	1
B.Chubb	2	1	3	0-0	0-0	0	0	0									



Bengals 15, Broncos 10

Sunday, Dec. 19, 2021 • 2:05 p.m. MST • Empower Field at Mile High • Denver

WEATHER: Sunny, 61°, Wind E 8 mph • TIME: 3:11 • ATTENDANCE: 76,134

The Denver Broncos fell short in a hard fought game against the Cincinnati Bengals, 15-10.

In a defensive battle till the end, Denver limited QB Joe Burrow to only 157 yards on 15-of-22 passing and allowed only 292 total yards of offense for Cincinnati. S Justin Simmons notched two sacks against Burrow, giving him his first career multi-sack game and became just the sixth Bronco safety to record two sacks in a game since 1982.

RB Javonte Williams and RB Melvin Gordon kept the Broncos' strong season on the ground going, combining for 133 yards on 34 carries (3.9 avg.). Williams' 81 scrimmage yards put him at 1,103 for the season, ranking eighth among rookies in franchise history.

After both teams punted to start the game, Cincinnati got on the scoreboard first after taking their second possession 33 yards to Denver's 35-yard line to set up a 53-yard field goal by K Evan McPherson.

The teams traded punts for the remainder of the quarter until the Broncos were able to tie the game early in the second quarter, getting to Cincinnati's 36-yard line to set up a 54-yard field goal by K Brandon McManus.

Both the Broncos and Bengals would continue to trade possessions until late in the half. Denver sustained a drive into Bengals' territory to set up a field goal to take the lead, but the 51-yard attempt by McManus went wide left.

Set up at their own 41 now, Cincinnati only needed one play, a 19-yard pass from Burrow to WR Tyler Boyd, to set McPherson up for a 58-yard kick to retake the lead at the end of the half.

With the ball to start the second half, the Broncos could only muster a first down before having to punt. The Bengals again took the ball into Denver territory, getting to the eight-yard line, but could only get another field goal out of it to make it 9-3.

The Broncos answered right back on their next drive and took their first lead of the game. Going 75 yards on nine plays, QB Drew Lock found WR Tim Patrick for 25 yards and the score, giving Denver a 10-9 lead.

The Bengals did not take long to take the lead back as Burrow would find Boyd again, this time for 56 yards, on the second play of the next drive to take a 15-10 lead. Cincinnati's two-point try would fail, leaving the door open for a comeback for the Broncos.

Denver knocked on the door the next drive, getting to the Bengal's nine-yard line. Lock fumbled the ball and was recovered by DE Khalid Kareem, who brought it back to Cincinnati's 15.

The teams would trade punts the next three possessions, giving the Broncos the ball back with 1:04 remaining in the game.

Cincinnati's defense proved to be too much as a holding call and a sack on Lock forced a fourth-and-25 from Denver's 11. Lock's pass to WR Courtland Sutton didn't connect, ending the game and potential late-game comeback by the home team.

OFFICIALS:

Referee — Adrian Hill (29); **Umpire** — Roy Ellison (81); **Down Judge** — David Oliver (24); **Line Judge** — Mark Stewart (75); **Field Judge** — Mearl Robinson (31); **Side Judge** — Jim Quirk (5); **Back Judge** — Keith Ferguson (61); **Replay** — Roddy Ames

DENVER BRONCOS

OFFENSE		DEFENSE	
LT 72	G. Bolles	DL 90	D. Williams
LG 66	D. Risner	DE 96	S. Harris
C 79	L. Cushenberry	SLB 55	B. Chubb
RG 77	Q. Meinerz	ILB 56	B. Browning
RT 70	B. Massie	ILB 50	J. Griffith
TE 87	N. Fant	OLB 53	J. Cooper
WR 10	J. Jeudy	LCB 2	P. Surtain
WR 14	C. Sutton	RCB 21	R. Darby
QB 5	T. Bridgewater	CB 29	B. Callahan
RB 25	M. Gordon	SS 22	K. Jackson
WR 81	T. Patrick	FS 31	J. Simmons

BRONCOS SUBSTITUTIONS: QB 3 D.Lock, P 6 S.Martin, K 8 B.McManus, WR 9 K.Hinton, WR 11 D.Spencer, CB 12 M.Ford, CB 23 K.Fuller, CB 27 N.Hairston, RB 28 D.Crockett, RB 33 J.Williams, S 37 P.Locke, LB 40 J.Strnad, ILB 43 M.Kiser, LS 46 J.Bohenmoyer, S 49 J.Johnson, G 52 N.Muti, G/C 71 A.Schlottmann, TE 82 E.Saubert, FB/TE 83 A.Beck, TE 85 A.Okuegbunam, OLB 91 S.Weatherly, OLB 94 A.Patrick, DL 95 M.Agim, DL 98 M.Purcell, DL 99 S.Stephen **DIJ NOT PLAY:** T 73 C.Fleming **INACTIVE:** QB 4 B.Rypien, CB 13 M.Ojemudia, S 30 C.Sterns, ILB 41 K.Young, DE 93 D.Jones.

CINCINNATI BENGALS

OFFENSE		DEFENSE	
WR 1	J. Chase	LDE 94	S. Hubbard
LT 73	J. Williams	NT 98	D. Reader
LG 67	Q. Spain	DT 65	L. Ogunjobi
C 66	T. Hopkins	RDE 91	T. Hendrickson
RG 77	H. Adeniji	LB 49	J. Barchie
RT 74	F. Johnson	LB 57	G. Pratt
TE 87	C. Uzomah	NCB 21	M. Hilton
WR 83	T. Boyd	CB 20	E. Apple
WR 85	T. Higgins	CB 26	T. Wayne
QB 9	J. Burrow	S 24	V. Bell
HB 28	J. Mixon	F 30	J. Bates III

BENGALS SUBSTITUTIONS: K 2 E.McPherson, P 10 K.Huber, WR 11 T.Taylor, WR 17 S.Morgan, HB 25 C.Evans, S 31 Mi.Thomas, CB 33 T.Flowers, HB 34 S.Perine, CB 35 J.Davis, S 37 R.Allen, LS 46 C.Harris, LB 47 K.Jones, LB 48 A.Calitro, LB 51 M.Bailey, DT 68 J.Tupou, G 70 D.Smith, G 79 J.Carman, WR 80 M.Thomas, TE 84 M.Wilcox, TE 89 D.Sample, DE 90 K.Kareem, DT 92 B.Hill, DE 93 W.Ray, EDGE 96 C.Sample **DID NOT PLAY:** QB 8 B.Allen, C 63 T.Hill **INACTIVE:** WR 16 T.Irwin, CB 29 V.Hargreaves, HB 32 T.Williams, LB 55 L.Wilson, OT 75 I.Prince, DT 99 T.Shelvin.

		1	2	3	4	OT	TOTAL	FIELD GOALS (made () & missed)	
VISITOR	Cincinnati Bengals	3	3	9	0	0	15	E. McPherson (53) (58) (26)	
HOME	Denver Broncos	0	3	7	0	0	10	B. McManus (54) 51WR	

Team	Qtr	Clock Time	PLAY DESCRIPTION (Extra Point) (Drive Info)	SCORE	
				Visitor	Home
Bengals	1	6:34	E.McPherson 53 yd. Field Goal (8-33, 3:55)	3	0
Broncos	2	10:44	B.McManus 54 yd. Field Goal (5-32, 1:56)	3	3
Bengals	2	0:00	E.McPherson 58 yd. Field Goal (2-19, 0:09)	6	3
Bengals	3	6:21	E.McPherson 26 yd. Field Goal (11-72, 5:03)	9	3
Broncos	3	1:15	T.Patrick 25 yd. pass from D.Lock (B.McManus kick) (9-75, 5:06)	9	10
Bengals	3	0:30	T.Boyd 56 yd. pass from J.Burrow (pass failed) (2-68, 0:45)	15	10

FINAL INDIVIDUAL STATISTICS

Denver Broncos										Cincinnati Bengals									
RUSHING	ATT	YDS	AVG	LG	TD	RUSHING	ATT	YDS	AVG	LG	TD	RUSHING	ATT	YDS	AVG	LG	TD		
J.Williams	15	72	4.8	14	0	J.Mixon	17	58	3.4	12	0	S.Perine	4	30	7.5	22	0		
M.Gordon	15	53	3.5	13	0	J.Burrow	5	25	5.0	8	0	T.Bridgewater	3	10	3.3	6	0		
T.Bridgewater	3	10	3.3	6	0	D.Lock	1	-2	-2.0	-2	0	TOTAL	34	133	3.9	14	0		
D.Lock	1	-2	-2.0	-2	0	TOTAL	26	113	4.3	22	0								
TOTAL	34	133	3.9	14	0	TOTAL	26	113	4.3	22	0								
PASSING	ATT	CMP	YDS	TD	LG	IN	Rtg.	PASSING	ATT	CMP	YDS	TD	LG	IN	Rtg.				
T. Bridgewater	22	12	98	2/18	0	28	0	66.1	J.Burrow	22	15	157	3/21	1	56f	0	103.8		
D.Lock	12	6	88	1/9	1	25f	0	102.1	TOTAL	22	15	157	3/21	1	56f	0	103.8		
TOTAL	34	18	186	3/27	1	28	0	78.8	TOTAL	22	15	157	3/21	1	56f	0	103.8		
PASS RECEIVING	TAR	NO	YDS	AVG	LG	TD	PASS RECEIVING	TAR	NO	YDS	AVG	LG	TD						
N.Fant	6	5	57	11.4	28	0	T.Boyd	6	5	96	19.2	56f	1						
J.Williams	4	4	9	2.3	8	0	C.Uzomah	4	3	18	6.0	8	0						
A.Okwuegbunam	4	3	58	19.3	24	0	T.Higgins	3	2	23	11.5	17	0						
T.Patrick	5	3	42	14.0	25f	1	S.Perine	2	2	13	6.5	9	0						
C.Sutton	7	2	12	6.0	7	0	J.Chase	4	1	3	3.0	3	0						
M.Gordon	1	1	8	8.0	8	0	J.Mixon	1	1	2	2.0	2	0						
J.Jeudy	4	0	0	0.0	0	0	D.Sample	1	1	2	2.0	2	0						
K.Hinton	1	0	0	0.0	0	0	TOTAL	21	15	157	10.5	56f	1						
TOTAL	32	18	186	10.3	28	1	TOTAL	21	15	157	10.5	56f	1						
INTERCEPTIONS	NO	YDS	AVG	LG	TD	INTERCEPTIONS	NO	YDS	AVG	LG	TD								
TOTAL	0	0	0.0	0	0	TOTAL	0	0	0.0	0	0								
PUNTING	NO	YDS	AVG	NET	TB	IN20	LG	PUNTING	NO	YDS	AVG	NET	TB	IN20	LG				
S.Martin	6	309	51.5	44.5	1	2	63	K.Huber	7	368	52.6	50.0	0	3	61				
TOTAL	6	309	51.5	44.5	1	2	63	TOTAL	7	368	52.6	50.0	0	3	61				
PUNT RETURNS	NO	YDS	AVG	FC	LG	TD	PUNT RETURNS	NO	YDS	AVG	FC	LG	TD						
D.Spencer	2	18	9.0	1	18	0	T.Taylor	3	22	7.3	1	12	0						
[DOWNED]	1	0	0.0	0	0	0	[OUT OF BOUNDS]	1	0	0.0	0	0	0						
[OUT OF BOUNDS]	3	0	0.0	0	0	0	[TOUCHBACK]	1	0	0.0	0	0	0						
TOTAL	2	18	9.0	1	18	0	TOTAL	3	22	7.3	1	12	0						
KICKOFF RETURNS	NO	YDS	AVG	FC	LG	TD	KICKOFF RETURNS	NO	YDS	AVG	FC	LG	TD						
[TOUCHBACK]	4	0	0.0	0	0	0	T.Taylor	1	23	23.0	0	23	0						
TOTAL	0	0	0.0	0	0	0	[TOUCHBACK]	2	0	0.0	0	0	0						
TOTAL	0	0	0.0	0	0	0	TOTAL	1	23	23.0	0	23	0						
Denver Broncos	Fumbles	Own	Opp.	Out	Cincinnati Bengals	Own	Opp.	Out											
D.Lock	1	1	0	0	0	0	0	0											
TOTAL	1	1	0	0	0	0	0	0											

FINAL TEAM STATISTICS

BRONCOS					BENGALS				
TOTAL FIRST DOWNS	19	12	FGs - PATS Had Blocked	0-0	0-0				
By Rushing	10	5	Net Punting Average	44.5	50.0				
By Passing	8	5	TOTAL RETURN YARDAGE (Not Including Kickoffs)	2-18	3-22				
By Penalty	1	2	No. and Yards Punt Returns	0-0	1-23				
THIRD DOWN EFFICIENCY	7-16-43.8%	4-13-30.8%	No. and Yards Kickoff Returns	0-0	0-0				
FOURTH DOWN EFFICIENCY	0-1-0%	0-0-0%	No. and Yards Interception Returns	0-0	0-0				
TOTAL NET YARDS	292	249	PENALTIES Number and Yards	6-60	6-38				
TOTAL Offensive Plays (inc. times thrown passing)	71	51	FUMBLES Number and Lost	1-1	0-0				
Average gain per offensive play	4.1	4.9	TOUCHDOWNS	1	1				
NET YARDS RUSHING	133	113	Rushing	0	0				
Total Rushing Plays	34	26	Passing	1	1				
Average gain per rushing play	3.9	4.3	EXTRA POINTS Made-Attempts	1-1	0-1				
Tackles for a loss-number and yards	3-4	1-1	Kicking Made-Attempts	1-1	0-0				
NET YARDS PASSING	159	136	Passing Made-Attempts	0-0	0-1				
Times thrown - yards lost attempting to pass	3-27	3-21	FIELD GOALS Made-Attempts	1-2	3-3				
Gross yards passing	186	157	RED ZONE EFFICIENCY	0-1-0%	0-2-0%				
PASS ATTEMPTS-COMPLETIONS-HAD INTERCEPTED	34-18-0	22-15-0	GOAL TO GO EFFICIENCY	0-1-0%	0-0-0%				
Avg gain per pass play (inc.# thrown passing)	4.3	5.4	SAFETIES	0	10				
KICKOFFS Number-In End Zone-Touchbacks	3-2-2	4-4-4	FINAL SCORE	10	15				
PUNTS Number and Average	6-51.5	7-52.6	TIME OF POSSESSION	32:41	27:19				
Had Blocked	0	0							

BRONCOS DEFENSIVE STATISTICS

(Press Box Totals)

PLAYER	UT	A	TT	S-YDS	I	PD	FF	FR	PLAYER	UT	A	TT	S-YDS	I	PD	FF	FR
B.Browning	6	4	10	0-0	0-0	0	0	0	B.Callahan	2	0	2	0-0	0-0	0	0	0
J.Griffith	7	1	8	0-0	0-0	0	0	0	K.Jackson	1	1	2	0-0	0-0	0	0	0
J.Cooper	4	2	6	0.5-2	0-0	0	0	0	S.Weatherly	1	0	1	0-0	0-0	0	0	0
P.Surtain	3	2	5	0-0	0-0	0	0	0	D.Williams	1	0	1	0-0	0-0	0	0	0
J.Simmons	2	2	4	1.5-13	0-0	0	0	0	N.Hairston	1	0	1	0-0	0-0	0	0	0
B.Chubb	1	3	4	0-0	0-0	1	0	0	J.Strnad	0	0	0	0-0	0-0	0	0	0
M.Purcell	2	1	3	0-0	0-0	0	0	0	A.Beck	0	0	0	0-0	0-0	0	0	0
S.Harris	2	0	2	1-6	0-0	0	0	0	D.Lock	0	0	0	0-0	0-0	0	0	0
R.Darby	2	0	2	0-0	0-0	1	0	0	Team Totals	35	16	51	3-21	0-0	2	0	0



Raiders 17, Broncos 13

Sunday, Dec. 26, 2021 • 1:25 p.m. PST • Allegiant Stadium • Las Vegas, Nev.

WEATHER: Indoors • **TIME:** 2:32 • **ATTENDANCE:** 60,972

The Denver Broncos dropped to the Las Vegas Raiders in their fourth divisional matchup of the season by the score of 17-13.

In a defensive struggle, Denver came up just short again as the offense was unable to find its groove against a solid Raiders defense.

ILB Jonas Griffith led the defensive effort, totaling 13 tackles (6 solo) while DE Shelby Harris got to QB Derek Carr twice, totaling 1.5 sacks for 14.5 yards and a forced fumble. OLB Bradley Chubb also posted his first career interception as well, returning the pick for 21 yards.

For the Raiders, RB Josh Jacobs led the offense with 129 rushing yards on 27 attempts (4.8 avg.) while Carr logged 201 yards, one touchdown and one interception on 20-of-25 passing for a 96.8 rating.

The game got off to a slow start as both teams were unable to get on the scoreboard, trading punts throughout the first quarter before Las Vegas was able to sustain a drive in the final minutes.

With 3:25 left in the quarter, the Raiders were able to start pushing the ball down the field and a Carr 10-yard pass to WR Hunter Renfrow gave the home team the opening score to take the 7-0 lead.

Denver would answer with points of their own on their next possession, going 44 yards on five plays to set up a K Brandon McManus for a 49-yard field goal to bring the Broncos within four points.

Both teams traded punts their next drives before NT Mike Purcell recovered a fumble by Jacobs with 2:09 left in the half. Now set up at Las Vegas' 41-yard line with two minutes remaining, Denver was able to get back into field goal range to allow McManus to kick another 55-yard field goal to get the score to 7-6.

The Denver defense was not done for the half though, as Chubb intercepted Carr the very first play the next drive, bringing the ball to the Raiders' one-yard line. Williams was able to punch it in from there, giving the Broncos their first lead of the game.

Las Vegas was able to regroup at halftime and came out of the locker ready for the second half. On the first possession of the half, the Raiders were able to drive the field and retake a 14-13 lead after RB Peyton Barber found the hole for a five-yard touchdown run.

After a quick punt by Denver on their first drive of the second half, Las Vegas was pushing down the field again, getting into Broncos' territory before a strip-sack by Harris was recovered by DT Dre'Mont Jones to end the scoring threat.

Denver looked to get back on top, getting to Las Vegas' 37, but were unable to convert the drive into points when a 55-yard field goal from McManus went wide left.

Las Vegas took over with 0:13 left in the third quarter and looked to put the game out of reach with their next possession but left the door open as they drove to the Broncos' 23-yard line but had to settle for a field goal from K Daniel Carlson to take the 17-13 lead.

Denver's hopes for a comeback faded after punting on their next drive, giving the ball back to the Raiders with 3:54 remaining. Las Vegas would not have to give the ball back as they converted a third-and-two to get to the two-minute warning and ended the game with three kneel downs by Carr.

OFFICIALS:

Referee — Scott Novak (1); **Umpire** — Carl Paganelli (124); **Down Judge** — Derick Bowers (74); **Line Judge** — Walt Coleman IV (65); **Field Judge** — Greg Gautreaux (80); **Side Judge** — David Meslow (118); **Back Judge** — Todd Prukop (30); **Replay** — Matt Sumstine

DENVER BRONCOS

OFFENSE		DEFENSE	
LT 72	G. Bolles	DL 90	D. Williams
LG 66	D. Risner	DE 96	S. Harris
C 71	A. Schlottmann	SLB 55	B. Chubb
RG 77	Q. Meinerz	ILB 56	B. Browning
RT 70	B. Massie	ILB 50	J. Griffith
TE 87	N. Fant	OLB 59	M. Reed
TE 85	A. Okwuegbunam	LCB 2	P. Surtain
WR 81	T. Patrick	RCB 21	R. Darby
QB 3	D. Lock	CB 29	B. Callahan
RB 25	M. Gordon	SS 22	K. Jackson
WR 14	C. Sutton	FS 31	J. Simmons

BRONCOS SUBSTITUTIONS: P 6 S.Martin, K 8 B.McManus, WR 9 K.Hinton, WR 10 J.Jeudy, WR 11 D.Spencer, CB 12 M.Ford, CB 23 K.Fuller, RB 26 M.Boone, CB 27 N.Hairston, S 30 C.Sterns, RB 33 J.Williams, S 37 P.Locke, LB 40 J.Strnad, ILB 43 M.Kiser, LS 46 J.Bobenmoyer, G 52 N.Muti, OLB 53 J.Cooper, TE 82 E.Saubert, OLB 91 S.Weatherly, DE 93 D.Jones, OLB 94 A.Patrick, DL 98 M.Purcell, DL 99 S.Stephen **DIQ NOT PLAY:** QB 4 B.Rypien, T 73 C.Fleming, T 75 Q.Bailey **INACTIVE:** QB 5 T.Bridgewater, CB 13 M.Ojemudia, ILB 41 K.Young, S 49 J.Johnson, DL 95 M.Agim.

LAS VEGAS RAIDERS

OFFENSE		DEFENSE	
WR 1	D. Jackson	DE 91	Y. Ngakoue
WR 7	Z. Jones	DT 96	D. Philon
LT 74	K. Miller	DT 77	Q. Jefferson
LG 76	J. Simpson	DE 98	M. Crosby
C 68	A. James	WLB 5	D. Deablo
RG 70	A. Leatherwood	MLB 52	D. Perryman
RT 75	B. Parker	SLB 34	K. Wright
TE 87	F. Morneau	LCB 29	C. Hayward
WR 13	H. Renfrow	RCB 10	D. Trufruit
QB 4	D. Carr	FS 25	T. Moehrig
RB 28	J. Jacobs	SS 32	D. Leavitt

RAIDERS SUBSTITUTIONS: K 2 D.Carlson, P 6 A.Cole, WR 16 D.Stoner, WR 17 T.Johnson, CB 21 A.Robertson, CB 22 K.Nixon, RB 30 J.Richard, RB 31 P.Barber, S 37 T.Gillespie, DB 39 N.Hobbs, FB 41 S.Smith, LB 42 C.Littleton, S 43 K.Frazier, LS 47 T.Sieg, LB 48 P.Onwuasor, LB 55 M.Lee, C 66 N.Martin, G 67 L.Cotton, TE 82 N.Bowers, TE 86 D.Helm, DT 92 S.Thomas, DE 94 C.Nassib, DE 97 D.Square, DE 99 C.Ferrell **DIQ NOT PLAY:** QB 3 N.Peterman, T 78 J.Barton **INACTIVE:** DE 51 M.Koonce, LB 57 W.Compton, G 60 J.Simmons, TE 83 D.Waller, DT 90 J.Hankins, DT 95 K.Vickers.

	1	2	3	4	OT	TOTAL	FIELD GOALS (made () & missed)
VISITOR Denver Broncos	0	13	0	0	0	13	B. McManus (49) (55) 5W/L
HOME Las Vegas Raiders	0	7	7	3	0	17	D. Carlson (41)

Team	Qtr	Clock Time	PLAY DESCRIPTION (Extra Point) (Drive Info)	SCORE	
				Visitor	Home
Raiders	2	11:01	H.Renfrow 10 yd. pass from D.Carr (D.Carlson kick) (14-76, 7:24)	0	7
Broncos	2	7:24	B.McManus 49 yd. Field Goal (5-44, 3:37)	3	7
Broncos	2	0:32	B.McManus 55 yd. Field Goal (4-4, 1:28)	6	7
Broncos	2	0:15	J.Williams 1 yd. run (B.McManus kick) (1-1, 0:03)	13	7
Raiders	3	10:22	P.Barber 5 yd. run (D.Carlson kick) (9-75, 4:38)	13	14
Raiders	4	7:35	D.Carlson 41 yd. Field Goal (13-32, 7:38)	13	17

FINAL INDIVIDUAL STATISTICS

Denver Broncos										Las Vegas Raiders									
RUSHING	ATT	YDS	AVG	LG	TD	RUSHING	ATT	YDS	AVG	LG	TD	RUSHING	ATT	YDS	AVG	LG	TD		
J.Williams	7	12	1.7	3	1	J.Jacobs	27	129	4.8	19	0	J.Jacobs	27	129	4.8	19	0		
D.Lock	2	10	5.0	5	0	P.Barber	5	22	4.4	8	1	P.Barber	5	22	4.4	8	1		
M.Gordon	7	-4	-0.6	4	0	D.Carr	7	5	0.7	4	0	D.Carr	7	5	0.7	4	0		
						J.Richard	1	4	4.0	4	0	J.Richard	1	4	4.0	4	0		
TOTAL	16	18	1.1	5	1	TOTAL	40	160	4.0	19	1	TOTAL	40	160	4.0	19	1		
PASSING	ATT	CMP	YDS	TKD/YD	TD	LG	IN	Rtg.	PASSING	ATT	CMP	YDS	TKD/YD	TD	LG	IN	Rtg.		
D.Lock	22	15	153	2/13	0	40	0	87.9	D.Carr	25	20	201	2/19	1	28	1	96.8		
TOTAL	22	15	153	2/13	0	40	0	87.9	TOTAL	25	20	201	2/19	1	28	1	96.8		
PASS RECEIVING	TAR	NO	YDS	AVG	LG	TD	PASS RECEIVING	TAR	NO	YDS	AVG	LG	TD						
C.Suton	5	4	33	8.3	16	0	Z.Jones	8	6	50	8.3	15	0						
J.Jeudy	4	3	60	20.0	40	0	F.Morneau	4	4	67	16.8	28	0						
N.Fant	4	3	30	10.0	20	0	D.Jackson	5	4	44	11.0	18	0						
T.Patrick	4	2	18	9.0	13	0	H.Renfrow	3	3	40	13.3	18	1						
J.Williams	2	2	8	4.0	7	0	J.Richard	1	1	5	5.0	5	0						
M.Gordon	1	1	4	4.0	4	0	P.Barber	1	1	0	0.0	0	0						
A.Okwuegbunam	2	0	0	0.0	0	0	J.Jacobs	3	1	-5	-5.0	-5	0						
TOTAL	22	15	153	10.2	40	0	TOTAL	25	20	201	10.1	28	1						
INTERCEPTIONS	NO	YDS	AVG	LG	TD	INTERCEPTIONS	NO	YDS	AVG	LG	TD								
B.Chubb	1	21	21.0	21	0	TOTAL	0	0	0.0	0	0								
TOTAL	1	21	21.0	21	0	TOTAL	0	0	0.0	0	0								
PUNTING	NO	YDS	AVG	NET	TB	IN20	LG	PUNTING	NO	YDS	AVG	NET	TB	IN20	LG				
S.Martin	5	223	44.6	43.4	0	3	56	A.Cole	2	85	42.5	42.5	0	2	47				
TOTAL	5	223	44.6	43.4	0	3	56	TOTAL	2	85	42.5	42.5	0	2	47				
PUNT RETURNS	NO	YDS	AVG	FC	LG	TD	PUNT RETURNS	NO	YDS	AVG	FC	LG	TD						
D.Spencer	0	0	0.0	1	0	0	H.Renfrow	1	6	6.0	2	6	0						
[DOWNED]	1	0	0.0	0	0	0	[OUT OF BOUNDS]	2	0	0.0	0	0	0						
TOTAL	0	0	0.0	1	0	0	TOTAL	1	6	6.0	2	6	0						
KICKOFF RETURNS	NO	YDS	AVG	FC	LG	TD	KICKOFF RETURNS	NO	YDS	AVG	FC	LG	TD						
D.Spencer	1	18	18.0	0	18	0	J.Richard	1	23	23.0	0	23	0						
[TOUCHBACK]	3	0	0.0	0	0	0	[TOUCHBACK]	3	0	0.0	0	0	0						
TOTAL	1	18	18.0	0	18	0	TOTAL	1	23	23.0	0	23	0						
Denver Broncos	Own	Opp.	Out	Las Vegas Raiders	Own	Opp.	Out												
FUMBLES	Fum	Lost	Rec.	Yds	TD	FF	Yds	TD	Bnds	FUMBLES	Fum	Lost	Rec.	Yds	TD	FF	Yds	TD	Bnds
S.Harris	0	0	0	0	0	1	0	0	0	D.Carr	1	1	0	0	0	0	0	0	0
D.Jones	0	0	0	0	0	1	0	0	0	J.Jacobs	1	1	0	0	0	0	0	0	0
M.Purcell	0	0	0	0	0	1	0	0	0	TOTAL	2	2	0	0	0	0	0	0	0
TOTAL	0	0	0	0	0	2	0	0	0	TOTAL	2	2	0	0	0	0	0	0	0

FINAL TEAM STATISTICS

	BRONCOS	RAIDERS		BRONCOS	RAIDERS
TOTAL FIRST DOWNS	8	22	FGs - PATS Had Blocked	0-0	0-0
By Rushing	2	11	Net Punting Average	43.4	42.5
By Passing	4	10	TOTAL RETURN YARDAGE (Not Including Kickoffs)	21	16
By Penalty	2	1	No. and Yards Punt Returns	0-0	1-6
THIRD DOWN EFFICIENCY	1-10-10.0%	6-12-50.0%	No. and Yards Kickoff Returns	1-18	1-23
FOURTH DOWN EFFICIENCY	1-1-100.0%	1-1-100.0%	No. and Yards Interception Returns	1-21	0-0
TOTAL NET YARDS	158	342	PENALTIES Number and Yards	3-30	3-37
Total Offensive Plays (inc. times thrown passing)	40	67	FUMBLES Number and Lost	0-0	2-2
Average gain per offensive play	4.0	5.1	TOUCHDOWNS	1	2
NET YARDS RUSHING	18	160	Rushing	1	1
Total Rushing Plays	16	40	Passing	0	1
Average gain per rushing play	1.1	4.0	EXTRA POINTS Made-Attempts	1-1	2-2
Tackles for a loss-number and yards	3-11	2-6	Kicking Made-Attempts	1-1	2-2
NET YARDS PASSING	140	182	FIELD GOALS Made-Attempts	2-3	1-1
Times thrown - yards lost attempting to pass	2-13	2-19	RED ZONE EFFICIENCY	1-1-100%	2-3-67%
Gross yards passing	153	201	GOAL TO GO EFFICIENCY	1-1-100%	2-2-100%
PASS ATTEMPTS-COMPLETIONS-HAD INTERCEPTED	22-15-0	25-20-1	SAFETIES	0	0
Avg gain per pass play (inc.# thrown passing)	5.8	6.7	FINAL SCORE	13	0
KICKOFFS Number-In End Zone-Touchbacks	4-3-3	4-3-3	TIME OF POSSESSION	23:23	36:37
PUNTS Number and Average	5-44.6	2-42.5			
Had Blocked	0	0			

BRONCOS DEFENSIVE STATISTICS

(Press Box Totals)

PLAYER	UT	A	TT	S-YDS	I	PD	FF	FR	PLAYER	UT	A	TT	S-YDS	I	PD	FF	FR
J.Griffith	6	7	13	0-0	0-0	0	0	0	M.Reed	3	1	4	0-0	0-0	0	0	0
B.Browning	1	8	9	0-0	0-0	0	0	0	S.Weatherly	2	2	4	0.5-4.5	0-0	0	0	0
R.Darby	5	1	6	0-0	0-0	1	0	0	S.Stephen	1	3	4	0-0	0-0	0	0	0
D.Williams	1	5	6	0-0	0-0	0	0	0	M.Purcell	0	3	3	0-0	0-0	0	0	1
J.Simmons	4	1	5	0-0	0-0	0	0	0	D.Jones	2	0	2	0-0	0-0	0	0	1
K.Jackson	3	2	5	0-0	0-0	0	0	0	B.Callahan	2	0	2	0-0	0-0	0	0	0
S.Harris	2	3	5	1.5-14.5	0-0	0	1	0	P.Locke	0	0	0	0-0	0-0	0	0	0
B.Chubb	1	4	5	0-0	1-21	1	0	0	M.Kiser	0	0	0	0-0	0-0	0	0	0
P.Surtain	3	1	4	0-0	0-0	0	0	0	Team Totals	36	41	77	2-19	1-21	2	1	2



Chargers 34, Broncos 13

Sunday, Jan. 2, 2022 • 1:05 p.m. PST • SoFi Stadium • Inglewood, Calif.

WEATHER: Indoors • **TIME:** 2:51 • **ATTENDANCE:** 70,240

The Denver Broncos were defeated in their Week 17 matchup against the Los Angeles Chargers by the score of 34-13.

QB Drew Lock finished the game with 245 yards and one touchdown on 18-of-25 passing for a 116.2 rating while TE Noah Fant ended the contest as the leading receiver, totaling 92 yards and one touchdown on six catches (15.2 avg.).

ILB Jonas Griffith and LB Micah Kiser led Denver defensively, notching 12 tackles and one tackle for loss each. CB Pat Surtain II broke up two passes again against Chargers' QB Justin Herbert while OLB Malik Reed recorded one pass defended as well.

Los Angeles got on the board quickly as a 47-yard return on the opening kickoff by WR Andre Roberts brought the ball near midfield.

The Chargers took full advantage, taking the opening possession of the game 55 yards in just over three minutes to take a 7-0 lead after RB Austin Ekeler found the end zone from three yards out.

That would prove to be the only score of the first quarter as both teams traded possessions for the remainder of the frame.

Los Angeles was able to extend their lead early in the second quarter after K Dustin Hopkins hit a 19-yard field goal to give the Chargers a 10-point lead.

Denver's offense was able to get deep into Chargers' territory their next possession, getting to Los Angeles' two-yard line, but failed to get on the board after WR Kendall Hinton could not connect with Lock on fourth-and-two.

The Broncos' defense was able to force a three-and-out, but a muffed punt by WR Diontae Spencer was recovered by DB Kemon Hall and set the home team up in Denver territory.

Los Angeles converted on the good field positioning, extending their lead to 17 after Herbert found WR Keenan Allen for eight yards and another score with 0:14 remaining in the half.

The Broncos were able to get on the scoreboard before halftime, taking the ball and driving 32 yards to set up a 61-yard field goal by K Brandon McManus, the longest of his career, to make the score 17-3.

After a punt on the first drive of the second half by Denver, the Chargers took the 17-point lead back after a 78-yard drive set up another Hopkins field goal from 23 yards away.

Looking to try to claw back into the game, the Broncos were able to drive down to the Chargers' one-yard line early in the fourth quarter. It looked as though Denver had brought the deficit to 10 after RB Melvin Gordon III got into the end zone, but the score was nullified by an illegal formation call, forcing Denver to settle for another field goal.

The comeback hopes seemed to fade on the ensuing kickoff as Roberts took the kick from one yard inside the end zone and carried it 101 yards for the touchdown to make the score 27-6.

After the Broncos' failed on a fourth-and-three from inside Los Angeles territory, the Chargers got into the end zone again with a 45-yard pass from Herbert to WR Mike Williams to take a 34-6 lead.

Denver would get into the end zone the next drive with a five-yard pass from Lock to Fant, but it would be too late for the comeback as the Chargers ran off the remaining 6:31 to end the game.

OFFICIALS:

Referee — Craig Wrolstad (4); **Umpire** — Steven Woods (54); **Down Judge** — Jim Mello (48); **Line Judge** — Tripp Sutter (37); **Field Judge** — Terry Brown (43); **Side Judge** — Jeff Lambert (21); **Back Judge** — Grants Bell (27); **Replay** — Kevin Stine

DENVER BRONCOS

OFFENSE

LT 72 G. Bolles
LG 66 D. Risner
C 79 L. Cushenberry
RG 77 Q. Meinerz
RT 73 C. Fleming
TE 87 N. Fant
WR 14 C. Sutton
WR 9 K. Hinton
QB 3 D. Lock
RB 25 M. Gordon
WR 19 S. Williams

DEFENSE

DE 96 S. Harris
DE 93 D. Jones
ILB 50 J. Griffith
ILB 43 M. Kiser
OLB 59 M. Reed
OLB 94 A. Patrick
P 2 P. Surtain
CB 23 K. Fuller
CB 27 N. Hairston
SS 22 K. Jackson
FS 31 J. Simmons

BRONCOS SUBSTITUTIONS: QB 4 B.Rypien, P 6 S.Martin, K 8 B.McManus, WR 11 D.Spencer, CB 13 M.Ojemudia, WR 17 T.Fulgham, RB 26 M.Boone, RB 28 D.Crockett, DB 30 R.Farris, RB 33 J.Williams, S 37 P.Locke, LB 40 J.Strnad, LS 46 J.Bobenmoyer, OLB 4 A.Mintze, S 49 J.Johnson, DE 51 M.Spencer, G 52 N.Muti, ILB 54 B.Wade, OLB 57 P.Taumoopenu, G/C 71 A.Schlottmann, T 75 Q.Bailey, TE 82 E.Saubert, TE 85 A.Okweugbunam, DL 92 J.Harris, DL 99 S.Stephen **DID NOT PLAY:** S 32 H.Clinton-Dix **INACTIVE:** QB 5 T.Bridgewater, CB 21 R.Darby, ILB 41 K.Young, DT 74 J.Hamilton, T 78 D.Himmelman, WR 80 R.Gafford.

LOS ANGELES CHARGERS

OFFENSE

WR 13 K. Allen
TE 88 T. McKitty
WR 5 J. Palmer
LT 70 R. Slater
LG 71 M. Feiler
C 63 C. Linsley
RG 72 M. Schofield
RT 79 T. Pipkins
WR 81 M. Williams
QB 10 J. Herbert
RB 30 A. Ekeler

DEFENSE

DL 99 J. Tillery
DL 98 L. Joseph
DL 93 J. Jones
LB 44 K. White
LB 57 A. Ogbongbemiga
OLB 97 J. Bosa
CB 26 A. Samuel
CB 43 M. Davis
CB 25 C. Harris
S 24 N. Adderley
S 33 D. James

CHARGERS SUBSTITUTIONS: P 1 T.Long, K 6 D.Hopkins, WR 7 A.Roberts, WR 15 J.Guyton, CB 20 T.Campbell, RB 22 J.Jackson, RB 27 J.Kelley, LB 31 N.Niemann, S 32 A.Gilman, RB 35 L.Rountree, DB 36 T.Marshall, CB 37 K.Hall, FB 40 G.Nabers, OLB 42 U.Nwosu, TE 47 H.Kampmoyer, LB 50 C.Christiansen, LS 54 M.Overton, G/G 61 S.Quessenberry, G/T 64 B.Jaimes, T 74 S.Norton, TE 82 S.Anderson, DL 92 J.Gaziano, OLB 94 C.Rumph, DL 95 C.Covington, DL 96 B.Fehoko **DID NOT PLAY:** QB 4 C.Daniel **INACTIVE:** QB 2 E.Stick, CB 28 D.Harris, CB 39 E.Bassey, LB 49 D.Tranquill, G 68 S.Kelemete.

		1	2	3	4	OT	TOTAL	FIELD GOALS (made () & missed)	
VISITOR	Denver Broncos	0	3	0	10	0	13	B. McManus (6) (23)	
HOME	Los Angeles Chargers	7	10	3	14	0	34	D. Hopkins (19) (23)	

Team	Qtr	Clock Time	PLAY DESCRIPTION (Extra Point) (Drive Info)	SCORE Visitor	Home
Chargers	1	11:49	A.Ekeler 3 yd. run (D.Hopkins kick) (7-55, 3:11)	0	7
Chargers	2	11:27	D.Hopkins 19 yd. Field Goal (14-69, 6:45)	0	10
Chargers	2	0:14	K.Allen 8 yd. pass from J.Herbert (D.Hopkins kick) (11-49, 3:00)	0	17
Broncos	2	0:00	B.McManus 61 yd. Field Goal (3-32, 0:14)	3	17
Chargers	3	7:09	D.Hopkins 23 yd. Field Goal (14-78, 5:41)	3	20
Broncos	4	14:53	B.McManus 23 yd. Field Goal (12-70, 7:16)	6	20
Chargers	4	14:40	A.Roberts 101 yd. kickoff return (D.Hopkins kick) (0-0, 0:13)	6	27
Chargers	4	10:18	M.Williams 45 yd. pass from J.Herbert (D.Hopkins kick) (3-52, 1:04)	6	34
Broncos	4	6:31	N.Fant 5 yd. pass from D.Lock (B.McManus kick) (6-75, 3:47)	13	34

FINAL INDIVIDUAL STATISTICS

Denver Broncos										Los Angeles Chargers													
RUSHING	ATT	YDS	AVG	LG	TD						RUSHING	ATT	YDS	AVG	LG	TD							
M.Gordon	10	43	4.3	12	0						A.Ekeler	17	58	3.4	14	1							
J.Williams	14	30	2.1	7	0						J.Jackson	12	41	3.4	7	0							
D.Lock	3	10	3.3	6	0						J.Herbert	4	2	0.5	2	0							
											G.Nabers	1	2	2.0	2	0							
											J.Guyton	1	1	1.0	1	0							
TOTAL	27	83	3.1	12	0						TOTAL	35	104	3.0	14	1							
PASSING	ATT	CMP	YDS	TD	LG	IN	Rtg.				PASSING	ATT	CMP	YDS	TD	LG	IN	Rtg.					
D.Lock	25	18	245	1/10	1	44	0	116.2				J.Herbert	31	22	237	0/0	2	45t	0	114.6			
B.Rypien	2	0	0	0/0	0	0	0	39.6															
K.Hinton	1	1	1	0/0	0	1	0	79.2															
TOTAL	28	19	246	1/10	1	44	0	107.1				TOTAL	31	22	237	0/0	2	45t	0	114.6			
PASS RECEIVING	TAR	NO	YDS	AVG	LG	TD				PASS RECEIVING	TAR	NO	YDS	AVG	LG	TD							
N.Fant	7	6	92	15.3	35	1				K.Allen	9	4	44	11.0	16	1							
C.Sutton	5	3	60	20.0	44	0				M.Williams	4	3	63	21.0	45t	1							
M.Gordon	4	3	29	9.7	24	0				A.Ekeler	3	3	54	18.0	40	0							
K.Hinton	5	2	23	11.5	15	0				T.McKitty	3	3	22	7.3	8	0							
A.Okwuegbunam	2	2	5	2.5	6	0				J.Jackson	3	3	20	6.7	9	0							
S.Williams	1	1	34	34.0	34	0				J.Palmer	5	3	16	5.3	8	0							
J.Williams	1	1	2	2.0	2	0				J.Guyton	2	2	10	5.0	5	0							
D.Lock	1	1	1	1.0	1	0				S.Anderson	1	1	8	8.0	8	0							
E.Saubert	1	0	0	0.0	0	0																	
TOTAL	27	19	246	12.9	44	1				TOTAL	30	22	237	10.8	45	2							
INTERCEPTIONS	NO	YDS	AVG	LG	TD						INTERCEPTIONS	NO	YDS	AVG	LG	TD							
TOTAL	0	0	0.0	0	0						TOTAL	0	0	0.0	0	0							
PUNTING	NO	YDS	AVG	NET	TB	IN20	LG				PUNTING	NO	YDS	AVG	NET	TB	IN20	LG					
S.Martin	3	137	45.7	44.0	0	1	56				T.Long	3	115	38.3	37.0	0	2	48					
TOTAL	3	137	45.7	44.0	0	1	56				TOTAL	3	115	38.3	37.0	0	2	48					
PUNT RETURNS	NO	YDS	AVG	FC	LG	TD				PUNT RETURNS	NO	YDS	AVG	FC	LG	TD							
D.Spencer	2	4	2.0	0	4	0				A.Roberts	2	5	2.5	1	4	0							
[OUT OF BOUNDS]	1	0	0.0	0	0	0																	
TOTAL	2	4	2.0	0	4	0				TOTAL	2	5	2.5	1	4	0							
KICKOFF RETURNS	NO	YDS	AVG	FC	LG	TD				KICKOFF RETURNS	NO	YDS	AVG	FC	LG	TD							
[TOUCHBACK]	7	0	0.0	0	0	0				A.Roberts	2	148	74.0	0	10t	1							
[TOUCHBACK]	1	0	0.0	0	0	0				[TOUCHBACK]	1	0	0.0	0	0	0							
TOTAL	0	0	0.0	0	0	0				TOTAL	2	148	74.0	0	10t	1							
Denver Broncos	Fum	Lost	Rec.	Yds	TD	FF	Opp. Rec.	Yds	TD	Out Bnds	Los Angeles Chargers	Fum	Lost	Rec.	Yds	TD	FF	Opp. Rec.	Yds	TD	Out Bnds		
D.Spencer	1	1	0	0	0	0	0	0	0	0	K.Hall	0	0	0	0	0	0	1	0	0	0		
TOTAL	1	1	0	0	0	0	0	0	0	0	TOTAL	0	0	0	0	0	0	1	0	0	0		

FINAL TEAM STATISTICS

BRONCOS										CHARGERS										
TOTAL FIRST DOWNS	18					21					FGs - PATS Had Blocked					0-0				
By Rushing	5					7					Net Punting Average					44.0				
By Passing	11					13					TOTAL RETURN YARDAGE (Not Including Kickoffs)					4				
By Penalty	2					1					No. and Yards Punt Returns					2-4				
THIRD DOWN EFFICIENCY	3-11-27.3%					9-15-60.0%					No. and Yards Kickoff Returns					0-0				
FOURTH DOWN EFFICIENCY	1-4-25.0%					1-1-100.0%					No. and Yards Interception Returns					0-0				
TOTAL NET YARDS	319					341					PENALTIES Number and Yards					3-23				
Total Offensive Plays (inc. times thrown passing)	56					66					FUMBLES Number and Lost					1-1				
Average gain per offensive play	5.7					5.2					TOUCHDOWNS					1				
NET YARDS RUSHING	83					104					Rushing					0				
Total Rushing Plays	27					35					Passing					1				
Average gain per rushing play	3.1					3.0					Kickoff Returns					0				
Tackles for a loss-number and yards	3-11					4-10					EXTRA POINTS Made-Attempts					1-1				
NET YARDS PASSING	236					237					Kicking Made-Attempts					1-1				
Times thrown - yards lost attempting to pass	1-10					0-0					FIELD GOALS Made-Attempts					2-2				
Gross yards passing	246					237					RED ZONE EFFICIENCY					1-3-33%				
PASS ATTEMPTS-COMPLETIONS-HAD INTERCEPTED	28-19-0					31-22-0					GOAL TO GO EFFICIENCY					1-3-33%				
Avg gain per pass play (inc.# thrown passing)	3-3.1					7-7.6					SAFETIES					2-4-50%				
KICKOFFS Number-In End Zone-Touchbacks	3-3-1					7-7-7					FINAL SCORE					13				
PUNTS Number and Average	3-45.7					3-38.3					TIME OF POSSESSION					29:44				
Had Blocked	0					0										30:16				

BRONCOS DEFENSIVE STATISTICS

(Press Box Totals)

PLAYER	UT	A	TT	S-YDS	I	PD	FF	FR	PLAYER	UT	A	TT	S-YDS	I	PD	FF	FR
J.Griffith	5	7	12	0-0	0-0	0	0	0	S.Stephen	2	1	3	0-0	0-0	0	0	0
M.Kiser	5	7	12	0-0	0-0	0	0	0	A.Mintze	1	1	2	0-0	0-0	0	0	0
K.Jackson	7	1	8	0-0	0-0	0	0	0	P.Locke	1	0	1	0-0	0-0	0	0	0
J.Harris	5	3	8	0-0	0-0	0	0	0	M.Reed	1	0	1	0-0	0-0	1	0	0
K.Fuller	5	2	7	0-0	0-0	0	0	0	A.Patrick	1	0	1	0-0	0-0	0	0	0
P.Surtain	4	2	6	0-0	0-0	2	0	0	M.Spencer	0	1	1	0-0	0-0	0	0	0
N.Hairston	3	2	5	0-0	0-0	0	0	0	D.Jones	0	0	0	0-0	0-0	0	0	0
J.Simmons	2	2	4	0-0	0-0	0	0	0	B.McManus	0	0	0	0-0	0-0	0	0	0
S.Harris	1	3	4	0-0	0-0	0	0	0	Team Totals	43	32	75	0-0	0-0	3	0	0



Chiefs 28, Broncos 24

Saturday, Jan. 8, 2022 • 2:30 p.m. MST • Empower Field at Mile High • Denver

WEATHER: Cloudy, 44°, Wind E 8 mph • **TIME:** 2:59 • **ATTENDANCE:** 76,012

The Denver Broncos closed the season at home with a 28-24 loss against the Kansas City Chiefs.

Denver's offensive attack was led by the rushing game as RB Melvin Gordon III totaled 110 yards and one touchdown on 12 attempts (9.2 avg.) while RB Javonte Williams totaled 46 yards on another 12 carries (3.8 avg.). QB Drew Lock also contributed two touchdowns and 35 yards on four attempts (8.8 avg.) on the ground.

Defensively, CB Michael Ojemudia led all Broncos' defenders with 11 tackles (8 solo) and two passes defended while DE Shelby Harris brought down Chiefs QB Patrick Mahomes for a 15-yard sack.

Kansas City started the game hot, taking the ball 91 yards on their opening possession for a touchdown when Mahomes found TE Travis Kelce for the three-yard score.

Denver would answer right back with an impressive drive of their own, going 67 yards on 12 plays and capped with a five-yard touchdown rush from Lock to tie the game at seven.

Denver would hold off the Chiefs the next drive and forced them to punt after Harris sacked Mahomes on third-and-ten from the Broncos' 43-yard line.

The Broncos would take their first lead of the game the next chance they got the ball, traveling 80 yards and highlighted by Lock's 23-yard touchdown rush to take the 14-7 lead.

Kansas City pushed the ball the next drive, getting deep into Broncos' territory but would have to settle for a 34-yard field goal by K Harrison Butker to cut Denver's lead to four with 2:18 remaining in the half.

The Chiefs would retake the lead right out of the half, taking the opening possession 75 yards for the touchdown when Mahomes connected with RB Jerick McKinnon for the 14-yard score to make it 17-14.

The Broncos would not stay down for long though as a long 31-yard reception by WR Tim Patrick would help set up a 47-yard touchdown rush by Gordon to give Denver the lead back at 21-17.

After a couple of punts by both teams, the third quarter would end with Kansas City driving into Denver's side of the field.

The Broncos' defense would limit the damage though, forcing another field goal by Butker from 51 yards to keep Denver ahead 21-20 early in the fourth quarter.

Denver looked to get some breathing room on the next possession, driving to Kansas City's nine-yard line. On second-and-two, Gordon was stripped of the ball by LB Melvin Ingram and returned by LB Nick Bolton for the 89-yard scoop and score. The Chiefs would convert the two-point conversion to make the score 28-21.

The Broncos attempted to get back into the game as they took their next drive deep into Chiefs' side of the field again but had to settle for a 31-yard field goal by K Brandon McManus to cut the deficit to four with 4:37 remaining.

Denver's offense would not get another chance though. The Chiefs were able to convert for three first downs and three kneel downs by Mahomes ended the Broncos' comeback hopes.

OFFICIALS:

Referee — Brad Rogers (126); **Umpire** — Carl Paganelli (124); **Down Judge** — Kent Payne (79); **Line Judge** — Thomas Eaton (70); **Field Judge** — Aaron Santi (50); **Side Judge** — Dominique Pender (114); **Back Judge** — Greg Steed (12); **Replay** — Kevin Brown

DENVER BRONCOS

OFFENSE		DEFENSE	
LT 72	G. Bolles	NT 98	M. Purcell
LG 52	N. Muti	DE 96	S. Harris
C 79	L. Cushenberry	SLB 55	B. Chubb
RG 77	Q. Meinerz	WLB 59	M. Reed
RT 73	C. Fleming	ILB 50	J. Griffith
TE 87	N. Fant	ILB 56	B. Browning
TE 85	A. Okwuegbunam	CB 13	M. Ojemudia
WR 14	C. Sutton	CB 23	K. Fuller
QB 3	D. Lock	CB 29	B. Callahan
RB 25	M. Gordon	SS 30	C. Sterns
WR 81	T. Patrick	FS 31	J. Simmons

BRONCOS SUBSTITUTIONS: P 6 S.Martin, K 8 B.McManus, WR 9 K.Hinton, WR 10 J.Jeudy, CB 12 M.Ford, WR 16 T.Cleveland, WR 19 S.Williams, RB 26 M.Boone, RB 33 J.Williams, S 37 P.Locke, LB 40 J.Strnad, ILB 43 M.Kiser, LS 46 J.Bohenmoyer, S 49 J.Johnson, OLB 53 J.Cooper, G/C 71 A.Schlottmann, T 75 Q.Bailey, TE 82 E.Saubert, OLB 91 S.Weatherly, DL 92 J.Harris, DE 93 D.Jones, OLB 94 A.Patrick, DL 99 S.Stephen **DID NOT PLAY:** QB 4 B.Rypien, S 32 H.Clinton-Dix **INACTIVE:** WR 11 D.Spencer, ILB 41 K.Young, OLB 48 A.Mintze, T 70 B.Massie, DT 74 J.Hamilton, DL 95 M.Agin.

KANSAS CITY CHIEFS

OFFENSE		DEFENSE	
WR 13	B. Pringle	LDE 95	C. Jones
TE 87	T. Kelce	LDT 90	J. Reed
LT 57	O. Brown	RDE 55	F. Clark
LG 62	J. Thuney	LB 50	W. Gay
C 52	C. Humphrey	LB 24	M. Ingram
RG 65	T. Smith	LB 54	N. Bolton
RT 77	A. Wylie	LB 53	A. Hitchens
WR 17	M. Hardman	LCB 35	C. Ward
WR 19	J. Gordon	RCB 38	L. Sneed
QB 15	P. Mahomes	S 22	J. Thornhill
RB 31	Da. Williams	S 22	T. Mathieu

CHIEFS SUBSTITUTIONS: RB 1 J.McKinnon, P 5 T.Townsend, K 7 H.Butker, WR 10 T.Hill, WR 11 D.Robinson, CB 21 M.Hughes, S 23 A.Watts, CB 27 R.Fenton, DB 39 Z.Anderson, RB 40 D.Gore, LS 41 J.Winchester, LB 44 D.O'Daniel, FB 45 M.Burton, S 49 D.Sorensen, DE 51 M.Danna, LB 56 B.Niemann, G 73 N.Allegretti, TE 81 B.Bell, TE 83 N.Gray, WR 85 M.Kemp, DT 91 D.Nnadi, DE 97 A.Okafor, DT 98 T.Wharton **DID NOT PLAY:** QB 4 C.Henne, DL 66 A.Blythe, DL 69 K.Long **INACTIVE:** QB 6 S.Buechele, RB 25 C.Edwards-Helaire, CB 30 D.Baker, T 70 P.Wanogho.

VISITOR	HOME	Team	Qtr	Clock Time	PLAY DESCRIPTION (Extra Point) (Drive Info)	1	2	3	4	OT	TOTAL	FIELD GOALS (made () & missed)		SCORE	
						7	3	7	11	0	28	H. Butker (34) (51)	B. McManus (31)	Visitor	Home
Kansas City Chiefs	Denver Broncos					7	3	7	11	0	28				
						7	7	7	3	0	24				
Chiefs		1	6:08		T.Kelce 3 yd. pass from P.Mahomes (H.Butker kick) (17-91, 7:49)									7	0
Broncos		1	0:26		D.Lock 5 yd. run (B.McManus kick) (12-67, 5:42)									7	7
Broncos		2	7:49		D.Lock 23 yd. run (B.McManus kick) (8-80, 5:07)									7	14
Chiefs		2	2:18		H.Butker 34 yd. Field Goal (13-59, 5:31)									10	14
Chiefs		3	10:43		J.McKinnon 14 yd. pass from P.Mahomes (H.Butker kick) (9-75, 4:17)									17	14
Broncos		3	9:02		M.Gordon 47 yd. run (B.McManus kick) (5-75, 1:41)									17	21
Chiefs		4	14:44		H.Butker 51 yd. Field Goal (10-25, 4:33)									20	21
Chiefs		4	7:42		N.Bolton 86 yd. fumble return (P.Mahomes run)									28	21
Broncos		4	4:37		B.McManus 31 yd. Field Goal (8-62, 3:05)									28	24

FINAL INDIVIDUAL STATISTICS

Denver Broncos										Kansas City Chiefs									
RUSHING	ATT	YDS	AVG	LG	TD	RUSHING	ATT	YDS	AVG	LG	TD	RUSHING	ATT	YDS	AVG	LG	TD		
M.Gordon	12	110	9.2	47l	1	P.Mahomes	9	54	6.0	25	0	D.Gore	7	30	4.3	6	0		
J.Williams	12	46	3.8	15	0	J.McKinnon	5	24	4.8	7	0	Da. Williams	7	17	2.4	5	0		
D.Lock	4	35	8.8	23t	2	M.Hardman	1	10	10.0	10	0	M.Hardman	1	10	10.0	10	0		
TOTAL	28	191	3.8	47l	3	TOTAL	29	135	4.7	25	0	TOTAL	29	135	4.7	25	0		
PASSING	ATT	CMP	YDS	TD	LG	IN	Rtg.	PASSING	ATT	CMP	YDS	TD	LG	IN	Rtg.				
D.Lock	24	12	162	1/5	0	31	0	71.9	P.Mahomes	44	27	270	1/15	2	44	0	93.9		
C.Sutton	1	1	16	0/0	0	16	0	118.8	TOTAL	44	27	270	1/15	2	44	0	93.9		
TOTAL	25	13	178	1/5	0	31	0	75.1	TOTAL	44	27	270	1/15	2	44	0	93.9		
PASS RECEIVING	TAR	NO	YDS	AVG	LG	TD	PASS RECEIVING	TAR	NO	YDS	AVG	LG	TD						
T.Patrick	10	6	95	15.8	31	0	M.Hardman	11	8	103	12.9	44	0						
J.Jeudy	5	2	30	15.0	28	0	B.Pringle	8	5	56	11.2	19	0						
J.Williams	2	2	18	9.0	11	0	T.Kelce	5	4	34	8.5	12	1						
N.Fant	2	1	16	16.0	16	0	Da.Williams	4	3	30	10.0	17	0						
C.Sutton	3	1	13	13.0	13	0	J.McKinnon	3	3	26	8.7	14t	1						
M.Gordon	2	1	6	6.0	6	0	D.Robinson	6	3	19	6.3	11	0						
TOTAL	24	13	178	13.7	31	0	TOTAL	42	27	270	10.0	44	2						
INTERCEPTIONS	NO	YDS	AVG	LG	TD	INTERCEPTIONS	NO	YDS	AVG	LG	TD								
TOTAL	0	0.0	0.0	0	0	TOTAL	0	0.0	0.0	0	0								
PUNTING	NO	YDS	AVG	NET	TB	IN20	LG	PUNTING	NO	YDS	AVG	NET	TB	IN20	LG				
S.Martin	3	145	48.3	46.7	0	2	65	T.Townsend	2	101	50.5	30.5	2	0	58				
TOTAL	3	145	48.3	46.7	0	2	65	TOTAL	2	101	50.5	30.5	2	0	58				
PUNT RETURNS	NO	YDS	AVG	FC	LG	TD	PUNT RETURNS	NO	YDS	AVG	FC	LG	TD						
[TOUCHBACK]	2	0	0.0	0	0	0	M.Hardman	1	5	5.0	0	5	0						
TOTAL	0	0	0.0	0	0	0	TOTAL	1	5	5.0	1	5	0						
KICKOFF RETURNS	NO	YDS	AVG	FC	LG	TD	KICKOFF RETURNS	NO	YDS	AVG	FC	LG	TD						
A.Patrick	1	0	0.0	0	0	0	[TOUCHBACK]	5	0	0.0	0	0	0						
[TOUCHBACK]	5	0	0.0	0	0	0	TOTAL	0	0	0.0	0	0	0						
TOTAL	1	0	0.0	0	0	0	TOTAL	0	0	0.0	0	0	0						
Denver Broncos	Own	Opp.	Out	Denver Broncos	Own	Opp.	Out												
FUMBLES	Fum	Lost	Rec.	Yds	TD	FF	Rec.	Yds	TD	Bnds	Fum	Lost	Rec.	Yds	TD	Bnds			
M.Gordon	1	1	0	0	0	0	0	0	0	0	M.Ingram	0	0	0	0	0			
TOTAL	1	1	0	0	0	0	0	0	0	0	TOTAL	0	0	0	1	86	1	0	


FINAL TEAM STATISTICS

	BRONCOS	CHIEFS		BRONCOS	CHIEFS
TOTAL FIRST DOWNS	18	28	FGs - PATS Had Blocked	0-0	0-0
By Rushing	8	6	Net Punting Average	46.7	30.5
By Passing	9	19	TOTAL RETURN YARDAGE (Not Including Kickoffs)	0	5
By Penalty	1	3	No. and Yards Punt Returns	0-0	1-5
THIRD DOWN EFFICIENCY	7-12-58.3%	8-14-57.1%	No. and Yards Kickoff Returns	1-0	0-0
FOURTH DOWN EFFICIENCY	0-0-0.0%	1-1-100.0%	No. and Yards Interception Returns	0-0	0-0
TOTAL NET YARDS	364	390	PENALTIES Number and Yards	6-45	5-45
Total Offensive Plays (inc. times thrown passing)	54	74	FUMBLES Number and Lost	1-1	0-0
Average gain per offensive play	6.7	5.3	TOUCHDOWNS	3	3
NET YARDS RUSHING	191	135	Rushing	3	0
Total Rushing Plays	28	29	Passing	0	2
Average gain per rushing play	6.8	4.7	Touchdown	0	1
Tackles for a loss-number and yards	3-8	0-0	EXTRA POINTS Made-Attempts	3-3	3-3
NET YARDS PASSING	173	255	Kicking Made-Attempts	3-3	2-2
Times thrown - yards lost attempting to pass	1-5	1-15	Passing Made-Attempts	0-0	1-1
Gross yards passing	178	270	FIELD GOALS Made-Attempts	1-1	2-2
PASS ATTEMPTS-COMPLETIONS-HAD INTERCEPTED	25-13-0	44-27-0	RED ZONE EFFICIENCY	1-3-33%	2-4-50
Avg gain per pass play (inc.# thrown passing)	6.7	5.7	GOAL TO GO EFFICIENCY	1-1-100%	1-3-33
KICKOFFS Number-In End Zone-Touchbacks	5-5-5	6-5-5	SAFETIES	0	0
PUNTS Number and Average	3-48.3	2-50.5	FINAL SCORE	24	28
Had Blocked	0	0	TIME OF POSSESSION	26:56	33:04

BRONCOS DEFENSIVE STATISTICS

(Press Box Totals)

PLAYER	UT	A	TT	S-YDS	I	PD	FF	FR	PLAYER	UT	A	TT	S-YDS	I	PD	FF	FR
M.Ojemudia	8	3	11	0-0	0-0	2	0	0	J.Simmons	3	0	3	0-0	0-0	0	0	0
C.Sterns	6	3	9	0-0	0-0	0	0	0	S.Stephen	1	2	3	0-0	0-0	1	0	0
K.Fuller	6	2	8	0-0	0-0	0	0	0	S.Harris	2	0	2	1-15	0-0	0	0	0
B.Browning	3	2	5	0-0	0-0	1	0	0	M.Reed	1	1	2	0-0	0-0	0	0	0
B.Chubb	2	3	5	0-0	0-0	0	0	0	D.Jones	0	2	2	0-0	0-0	1	0	0
J.Griffith	1	4	5	0-0	0-0	0	0	0	J.Harris	1	0	1	0-0	0-0	0	0	0
B.Callahan	3	1	4	0-0	0-0	0	0	0	S.Weatherly	0	0	0	0-0	0-0	0	0	0
J.Cooper	1	3	4	0-0	0-0	0	0	0	J.Bohenmyer	0	0	0	0-0	0-0	0	0	0
M.Purcell	1	3	4	0-0	0-0	0	0	0	Team Totals	39	29	68	1-15	0-0	5	0	0



BRONCOS ALL-TIME DRAFT CHOICES

NUMBER OF DRAFT CHOICES PER SCHOOL

- 20 — Florida
- 15 — Colorado, Georgia
- 14 — Louisiana State, Miami (Fla.), Nebraska
- 13 — Houston, Southern California, Washington
- 12 — Ohio State, Michigan State
- 11 — Arizona State, Michigan, Oklahoma
- 10 — Iowa, Notre Dame, Oregon
- 9 — Arkansas, Maryland, Mississippi, Purdue, Texas
- 8 — Arizona, Baylor, Clemson, Georgia Tech, Minnesota, North Carolina, Syracuse, Utah State, Washington State
- 7 — Alabama, Auburn, Boston College, Kansas, San Diego State, Penn State, Tennessee, UCLA, Virginia Tech, Wisconsin
- 6 — Brigham Young, California, Florida A&M, Mississippi State, Northwestern, Oklahoma State, Pittsburgh, Texas A&M, Utah, Virginia
- 5 — Alcorn State, Boise State, Colorado State, Florida State, Grambling, Illinois, Indiana, Iowa State, Kentucky, San Jose State, Tulane
- 4 — Arkansas State, Idaho, Jackson State, Kansas State, Louisville, Maryland-Eastern Shore, Miami (Ohio), Missouri, Northern Arizona, Oregon State, Pacific, South Carolina, Southern, Stanford, Texas A&I/Texas A&M Kingsville, Texas Christian, Texas Tech, Tulsa, Wyoming
- 3 — Bowling Green/Bowling Green State, Cincinnati, Detroit, Duke, Fresno State, Montana State, North Carolina State, North Texas State, Rice, Richmond, Tennessee State, Texas-El Paso, Toledo, Wake Forest, Weber State
- 2 — Alabama A&M, Bakersfield J.C., Boston University, Central Florida, Central State (Okla.), Hawaii, Hillsdale, Hofstra, Holy Cross, Idaho State, Lamar, Louisiana Tech, Marshall, Massachusetts, Memphis, Nevada-Las Vegas, New Mexico, New Mexico State, North Carolina Central, North Dakota, North Dakota State, Ohio, Southern Methodist, Southern Mississippi, Tuskegee, Villanova, Western Illinois, Western Michigan, Wisconsin-Whitewater,
- 1 — Abilene Christian, Air Force, Akron, Albany State, Albion, Arkansas-Pine Bluff, Augustana (S.D.), Ball State, Benedictine, Bloomsburg, C.W. Post, Cal. State-Humboldt, Central Michigan, Coastal Carolina, Colorado College, Cornell College (Iowa), Dayton, Delaware State, Denver, Drake, Dubuque, East Carolina, Eastern Illinois, Elon College, Evansville, Findlay, Florence State, Fort Valley State, Furman, Harding, Howard, Howard Payne, James Madison, Kent State, Kutztown, Liberty, Long Beach State, Maine, McNeese State, Memphis, Memphis State, Middle Tennessee State, Mississippi Valley State, Mississippi College, Morgan State, Muskingum, Nevada, Northeastern Louisiana, Northeastern Missouri State, Nebraska-Omaha, New Mexico Highlands, Norfolk State, North Alabama, Northern Illinois, Occidental, Parsons College, Portland State, Southeastern Louisiana, Salem College (W.V.), Samford, Santa Ana J.C., Savannah State, South Carolina State, South Dakota, South Dakota State, South Dakota Tech, South Florida, Tampa, Temple, Tennessee Tech, Tennessee-Martin, Trinity (Conn.), Troy State, Valparaiso, Vanderbilt, Vermont, Virginia Military, Wayne State (Neb.), West Texas State, West Virginia, Western Kentucky, Wichita State, William & Mary, Wittenburg, Yankton College

BRONCOS ALL-TIME FIRST-ROUND PICKS (SINCE 1967)

Year	Ovr.	Name	Pos.	School	Year	Ovr.	Name	Pos.	School
1967	6	Floyd Little	HB	Syracuse	1998	30	Marcus Nash	WR	Tennessee
1970	11	Bobby Anderson	RB	Colorado	1999	31	Al Wilson	LB	Tennessee
1971	12	Marv Montgomery	T	Southern Calif.	2000	15	Deltha O'Neal	CB	California
1972	5	Riley Odoms	TE	Houston	2001	24	Willie Middlebrooks	CB	Minnesota
1973	9	Otis Armstrong	RB	Purdue	2002	19	Ashley Lelie	WR	Hawaii
1974	14	Randy Gradishar	LB	Ohio State	2003	20	George Foster	T	Georgia
1975	17	Louis Wright	CB	San Jose State	2004	17	D.J. Williams	LB	Miami (Fla.)
1976	15	Tom Glassic	G	Virginia	2006	11	Jay Cutler	QB	Vanderbilt
1977	18	Steve Schindler	G	Boston College	2007	17	Jarvis Moss	DE	Florida
1978	27	Don Latimer	DT	Miami (Fla.)	2008	12	Ryan Clady	T	Boise State
1979	22	Kelvin Clark	T	Nebraska	2009	12	Knowshon Moreno	RB	Georgia
1981	15	Dennis Smith	S	Southern Calif.	2009	18	Robert Ayers	DE	Tennessee
1982	21	Gerald Willhite	RB	San Jose State	2010	22	Demaryius Thomas	WR	Georgia Tech
1983	4	Chris Hinton	G	Northwestern	2010	25	Tim Tebow	QB	Florida
1985	26	Steve Sewell	RB	Oklahoma	2011	2	Von Miller	LB	Texas A&M
1987	27	Ricky Nattiel	WR	Florida	2013	28	Sylvester Williams	DT	North Carolina
1988	26	Ted Gregory	NT	Syracuse	2014	31	Bradley Roby	CB	Ohio State
1989	20	Steve Atwater	S	Arkansas	2015	23	Shane Ray	LB	Missouri
1991	4	Mike Croel	LB	Nebraska	2016	26	Paxton Lynch	QB	Memphis
1992	25	Tommy Maddox	QB	UCLA	2017	20	Garrett Bolles	T	Utah
1993	11	Dan Williams	DE	Toledo	2018	5	Bradley Chubb	OLB	N.C. State
1996	15	John Mobley	LB	Kutztown	2019	20	Noah Fant	TE	Iowa
1997	28	Trevor Pryce	DT	Clemson	2020	15	Jerry Jeudy	WR	Alabama
1998	30	Marcus Nash	WR	Tennessee	2021	9	Patrick Surtain II	CB	Alabama

ALL-TIME DRAFT CHOICES

1960 (FIRST SELECTIONS)

**The 1960 draft class was released in alphabetical order, however, C Roger LeClerc (Trinity, CT) holds the distinction of being the franchise's first draft choice.*

Name	Pos.	School
Harry Ball	T	Boston College
Charley Britt	QB	Georgia
Dave Canary	E	Cincinnati
Paul Candro	HB	Boston University
Bill Carrico	G	North Texas State
Larry Cundiff	C	Michigan State
Bernard Darre	T	Tulane
Roger Davis	T	Syracuse
Lonnie Dennis	G	Brigham Young
John Dingens	T-G	Detroit
Maurice Doke	G	Texas
Mike Dowdle	FB	Texas
Wayne Hawkins	T	Pacific
Gary Huber	C	Miami (Ohio)
Dave Hudson	E	Florida
Claude King	HB	Houston
Don Klochak	FB	North Carolina
Roger LeClerc*	C	Trinity (CT)
Dean Look	QB	Michigan State
Bill Mathis	HB	Clemson
Ken McNeece	T-G	San Jose State
James Monroe	QB	Arkansas
Ray Norton	HB	San Jose State
Robert Rosbaugh	HB	Miami (Fla.)
Mel Semenko	E	Colorado
Lebron Shields	T	Tennessee
Jack Spikes	FB	Texas Christian
Howard Turley	E	Louisville
Jim Walden	QB	Wyoming
Willie West	HB	Oregon
John Willener	G	Oregon
Bob Yates	T	Syracuse
Ken Young	E	Valparaiso
Bob Zimpter	T-G	Bowling Green

1960 (SECOND SELECTIONS)

Name	Pos.	School
Mel Branch	T-G	Louisiana State
Ronnie Cain	E	Kentucky
Jack Campbell	E	Toledo
Tom Chapman	E	Detroit
LaVelle Coleman	HB	Western Michigan
Jim Colvin	T-G	Houston
Teddy Foret	T-G	Auburn
Bobby Green	HB	Florida
Jack Hanlon	HB	Penn State
George Hershberger	T-G	Wichita State
Sam Homer	HB	Virginia Military
Bob Hudson	E	Clemson
Vic Jones	HB	Indiana
Billy Luplow	T-G	Arkansas
George Phelps	HB	Cornell College (Iowa)
Tom Roberts	T-G	Georgia Tech
Sam Stenger	C	Denver
Olin Treadway	QB	Iowa
John Wilkins	T-G	So. California
Emmet Wilson	T-G	Georgia Tech

1961

Rd.	Name	Pos.	School
1	Bob Gaiters	HB	New Mexico State
2	Jerry Hill	HB	Wyoming
3	Chas Strange	C	Louisiana State
4a	Roland McDole	T	Nebraska
4b	Sonny Davis	E	Baylor
5	Charles Cowan	E	New Mex. Highlands
6	Dale Evans	HB	Kansas State
7	Pat Patchen	E	Florida
9	Phil Nugent	QB	Tulane
10	Chas. Sturgeon	HB	Kentucky
11	John Simko	E	Augustana (S.D.)
12	Jerry Miller	E	Howard Payne
13	Ron Greene	G	Washington State
14	Bill Cooper	FB	Muskingum
15	Willie Crafts	G	Texas A&I
16	Jim Larkin	T	Hillsdale
17	Chuck Weiss	FB	Colorado
18	Chick Graning	HB	Georgia Tech
19	John Hobbs	G	Maryland-E. Shore
20	Buck McLeod	T	Baylor
21	Jim Morgan	HB	Iowa State
22	Tom Hackler	E	Tennessee Tech
23	Tom Jewell	T	Idaho State
24	E. A. Simms	E	New Mexico State
25	Pete Samms	T	Central State (Okla.)
26	Sam Smith	HB	Florence State
27	Donald Olson	HB	Nebraska
28	Wayne Lee	G	Colorado State
29	Archie Cobb	T	Nebraska
30	Dave Mills	HB	N.E. Missouri State

1962

Rd.	Name	Pos.	School
1	Merlin Olsen	T	Utah State
2	Jerry Hillebrand	E	Colorado
3	Charles Holmes	FB	Maryland-E. Shore
4	John Furman	QB	Texas-El Paso
7	John McGeever	HB	Auburn
8	Elbert Harris	HB	S.E. Louisiana
9	Larry Jepson	C	Furman
10	Gale Weidner	QB	Colorado
11	Mike Kline	G	Oregon State
13	Bob Cegelski	C	Montana State
14	Sonny Gibbs	QB	Texas Christian
15	Bill Louden	G	Benedictine
16	Gary Ballman	HB	Michigan State
17	Jerry Tarr	E	Oregon
18	Pete Schenk	E	Washington State
20	Mike Martin	E	Washington State
21	Jim Perkins	T	Colorado
22	Don Kasso	HB	Oregon State
23	Ken Tureaud	HB	Michigan
24	Neil Thomas	G	Hillsdale
25	Dave Edwards	E	Auburn
26	Jim Roberts	T	Mississippi
27	Andy VonSonn	C	UCLA
28	Paul Holmes	T	Georgia
29	Lynn Hoyem	C	Long Beach State
30	Walter Mince	HB	Arizona
31	Bill Williamson	T	Bakersfield J.C.
32	Vester Flanagan	T	Cal. State-Humboldt
33	Duane Allen	E	Santa Ana J.C.
34	Steve Stonebraker	E	Detroit

1963

Rd.	Name	Pos.	School
1	Kermit Alexander	HB	UCLA
2a	Ray Poage	FB	Texas
2b	Tom Nomina	T	Miami (Ohio)
3	Tommy Janik	HB	Texas A&I
4	Lou Slaby	LB	Pittsburgh
5	Ray Mansfield	C	Washington
6	Anton Peters	T	Florida
7a	Mickey Slaughter	QB	Louisiana Tech
7b	Paul Flatley	E	Northwestern
8a	Hewritt Dixon	FB	Florida A&M
8b	John Griffin	HB	Miami State
9	Marv Fleming	E	Utah
10a	Lonnie Sanders	HB	Michigan State
10b	Pat Richter	E	Wisconsin
11	Billy Joe	FB	Villanova
12	John Gamble	E	Pacific
13	James Maples	C	Baylor
15	Winston Freeman	E	North Texas State
16	David Crossan	G	Maryland
17	Bob Paremore	HB	Florida A&M
18	Charles Mitchell	HB	Washington
19a	Frank Baker	FB	Toledo
19b	Bruce Starling	HB	Florida
20	Dan Grimm	G	Colorado
21	Ross Nolan	E	N.E. Louisiana
22	Dave Mathiesen	QB	Washington State
23	Billy Mooty	HB	Arkansas
24	C.B. Simons	LB	Stanford
25	Forest Farmer	LB	Purdue
26	Monte Day	T	Fresno State
27	John Sellers	T	Bakersfield J.C.
28	Bill Reddell	HB	Occidental
29	Kern Carson	HB	San Diego State

1964

Rd.	Name	Pos.	School
1	Bob Brown	T	Nebraska
3a	Marv Woodson	DB	Indiana
3b	Matt Snorton	DE-E	Michigan State
6a	Don Shackelford	T	Pacific
6b	Al Denson	FL	Florida A&M
7	Ray Kubala	C-T	Texas A&M
7a	Jerry Richardson	LB	West Texas State
8	Wally Hilgenberg	G-LB	Iowa
9	John Mims	T	Rice
12	Paul Krause	DB	Iowa
13	Charlie Parker	G	Southern Mississippi
14	Bob Hayes	HB	Florida A&M
15	Chuck Logan	E	Northwestern
16	Bob Cherry	E	Wittenburg
17	Jim McNaughton	E	Utah State
18	George Mira	QB	Miami (Fla.)
19	Odell Barry	FL	Findlay
21	Dick Herzing	T	Drake
22	Gary Lewis	HB	Arizona State
23	Ken Brusvan	T	Oregon State
24	Mickey Bitsko	LB	Dayton
25	Jim Jones	E	Wisconsin
26	Bob Berry	QB	Oregon

1965

Rd.	Name	Pos.	School
2	Dick Butkus	LB	Illinois
3	Glen Ressler	C	Penn State
4	George Donnelly	DB	Illinois
5a	Bob Breitenstein	T	Tulsa
5b	Max Leetzow	DT	Idaho
6	Tom Wilhelm	T	Syracuse
7	Jim Garcia	DE	Purdue
8	John Holman	G	Wisconsin
9	Gerry Bussell	DB	Georgia Tech
10	Gene Jeter	LB	Arkansas-Pine Bluff
11	Tom Vaughan	HB	Iowa State
12	Tom Myers	QB	Northwestern
13	Mike Strofalino	LB	Villanova
14	John Frick	G	Ohio
15	Jeff Jordan	DB	Tulsa
16	Brian Schweda	T	Kansas
18	Larry Dupree	HB	Florida
19	Ron Oelschlaeger	HB	Kansas
20	Terry Metchner	G	Albion

1966

Rd.	Name	Pos.	School
1	Jerry Shay	T	Purdue
2	Freeman White	E	Nebraska
3	Bob Hadrick	E	Purdue
4	Randy Johnson	QB	Texas A&I
5	Billy Clay	DB	Mississippi
6	James Fulgham	T	Minnesota
7	Jerry Jone	G	Bowling Green
7a	Scotty Glacken	QB	Duke
8	Goldie Sellers	DB	Grambling
9	Ron Sbranti	LB	Utah State
10	Larry Cox	T	Abilene Christian
11	James Burns	G	Northwestern
13	Eric Crabtree	DB	Pittsburgh
14	Fred Forsberg	DT	Washington
15	Mike Ringer	DB	Oklahoma
16	Frank Rogers	K	Colorado
17	Gary Eickman	DE	Illinois
18	Tom Talaga	T	Notre Dame
19	Tom Coughlin	DE	Miami (Fla.)
20	Cliff Hysell	T	Montana State

1967

Rd.	No.	Name	Pos.	School
1	6	Floyd Little	HB	Syracuse
2	32	Thomas Beer	TE	Houston
3a	58	Mike Current	T	Ohio State
3b	59	George Goeddeke	C	Notre Dame
4	85	Carl Cunningham	DE	Houston
5a	110	Fran Lynch	FB	Hofstra
5b	113	John Huard	LB	Maine
6	139	Neal Sweeney	E	Tulsa
7	165	Frank Richter	G	Georgia
8	191	Tom Cassese	E	C.W. Post
9	217	James Summers	DB	Michigan State
10	243	Paul Krause	QB	Dubuque
11	269	Lou Andrus	DE	Brigham Young
13	321	Dennis Furjanic	DE	Houston
14	347	Tom Francisco	HB	Virginia Tech
15	373	Donald Smith	G	Florida A&M
16	399	Jack Lentz	QB	Holy Cross
17	425	Wayne Valley	T	Oregon State

DID YOU KNOW?

Spanning five seasons from 2011-15, the Broncos won 15 consecutive divisional road games to represent the longest streak in NFL history.

ALL-TIME DRAFT CHOICES, CONT.

1968					
Rd.	No.	Name	Pos.	School	
2	31	Curley Culp	DE	Arizona State	
3a	58	Garrett Ford	RB	West Virginia	
3b	75	Robert Vaughn	T	Mississippi	
4a	91	Gordon Lambert	LB	Tennessee-Martin	
4b	102	Drake Garrett	DB	Michigan State	
4c	111	Gus Hollomon	DB	Houston	
8	196	Steve Holloway	DB	Weber State	
9	222	Paul Smith	LB	New Mexico	
10	252	Bob Langford	T	Middle Tenn. St.	
12	304	Robert Hendrix	T	Mississippi	
13	330	Charles Greer	DB	Colorado	
14	357	Marlin Briscoe	RB	Nebraska-Omaha	
15	386	Jeff Kushman	LB	Vermont	
16	412	Adin Brown	LB	William & Mary	
17	438	Steve Grady	RB	So. California	

1969					
Rd.	No.	Name	Pos.	School	
2	36	Grady Cavness	DB	Texas-El Paso	
3	61	Bill Thompson	DB	Maryland-E. Shore	
4a	84	Mike Schnitker	LB	Colorado	
4b	88	Edward Hayes	DB	Morgan State	
5	113	Frank Quayle	RB	Virginia	
6a	131	Wandy Williams	RB	Hofstra	
6b	140	Mike Coleman	RB	Tampa	
7	165	Al Giffin	TE	Auburn	
9	217	Henry Jones	RB	Grambling	
10	244	Jim Smith	DB	Utah State	
11	270	Alan Pastrana	QB	Maryland	
12	296	Wes Plummer	DB	Arizona State	
13	321	John Sias	SE	Georgia Tech	
14	348	Gary Crane	LB	Arkansas State	
15	373	Errol Kahooun	G	Miami (Ohio)	
16	400	Billy Woods	DB	North Texas State	
17	425	Buster O'Brien	QB	Richmond	

1970					
Rd.	No.	Name	Pos.	School	
1	11	Bob Anderson	RB	Colorado	
2	37	Alden Roche	DE	Southern	
3	63	John Kohler	T	South Dakota	
4	89	Jerry Hendren	WR	Idaho	
5	115	Bill McKoy	LB	Purdue	
6	141	John Mosier	TE	Kansas	
7	167	Randy Montgomery	CB	Weber State	
8	208	Lewis Porter	RB	Southern	
9	219	Dave Washington	LB	Alcorn State	
10	247	Maurice Fullerton	DT	Tuskegee	
11	271	Cleve Bryant	DB	Ohio University	
12	301	Greg Jones	RB	UW-Whitewater	
13	323	Jim McKoy	CB	Parsons College	
14	349	Jeff Slipp	LB	Brigham Young	
15	375	Maher Barakat	K	S. Dakota Tech	
16	401	Bob Stewart	QB	Northern Arizona	
17	427	Frank Kalfoss	K	Montana State	

1971					
Rd.	No.	Name	Pos.	School	
1	12	Marv Montgomery	T	So. California	
2	35	Dwight Harrison	WR	Texas A&I	
4a	79	Lyle Alzado	DE	Yankton College	
4b	87	Cleo Johnson	CB	Alcorn State	
6	139	Harold Phillips	C	Michigan State	
7	165	Doug Adams	CB	Ohio State	
8	187	Tom Beard	LB	Michigan State	
9	217	John Handy	LB	Purdue	
10	243	Carlis Harris	WR	Idaho State	
11	269	Roger Roitsch	DT	Rice	
12	295	Floyd Franks	WR	Mississippi	
13	321	Craig Blackford	QB	Evansville	
14	350	Tommy Lyons	C	Georgia	
15	373	Lawrence James	RB	Norfolk State	
16	399	Steve Thompson	DT	Minnesota	
17	425	Jack Simcsak	P-K	Virginia Tech	

1972					
Rd.	No.	Name	Pos.	School	
1	5	Riley Odoms	TE	Houston	
3	58	Bill Phillips	LB	Arkansas State	
4	102	Tom Graham	LB	Oregon	
5	118	Jim Krieg	WR	Washington	
8	186	Ronnie Estay	LB	Louisiana State	
9	214	Floyd Priestler	DB	Boston University	
10	239	Richard Wilkins	DE	Maryland-E. Shore	
11	263	Larry Brunson	WR	Colorado	
12	292	Randy McDougall	DB	Weber State	
13	317	Bob Warner	RB	Bloomsburg	
14	342	Jerome Kundich	G	Texas-El Paso	
15	370	Skip Parmenter	DT	Massachusetts	
16	395	Tom Bougus	RB	Boston College	
17	420	Lou Harris	RB	So. California	

1973					
Rd.	No.	Name	Pos.	School	
1	9	Otis Armstrong	RB	Purdue	
2	36	Barney Chavous	DE	S. Carolina St.	
3a	54	Paul Howard	G	Brigham Young	
3b	70	John Wood	DT	Louisiana State	
4	88	Tom Jackson	LB	Louisville	
5	113	Charles McTorry	DB	Tennessee State	
7a	165	Mike Askea	T	Stanford	
7b	166	John Grant	DE	So. California	
9	217	Lyle Blackwood	DB	Texas Christian	
10	244	Al Marshall	WR	Boise State	
11	269	Elton Brown	DT	Utah State	
12	296	Jim O'Malley	LB	Notre Dame	
13a	319	Ed Smith	DE	Colorado College	
13b	321	Ed White	RB	Tulsa	
14	348	John Hufnagel	QB	Penn State	
15	373	Calvin Jones	DB	Washington	
16a	398	Oliver Ross	RB	Alabama A&M	
16b	200	Ken Muhlbeier	C	Idaho	
17	425	Kenneth Morgan	TE	Elon College	

1974					
Rd.	No.	Name	Pos.	School	
1	14	Randy Gradishar	LB	Ohio State	
2	42	Carl Wafer	DT	Tennessee State	
3	68	Claudie Minor	T	San Diego State	
4	92	Ozell Collier	CB	Colorado	
6	145	John Winesberry	WR	Stanford	
10	248	Charlie Johnson	CB	Southern	
11	276	Steve Buchanan	RB	Holy Cross	
12	301	Larry Cameron	LB	Alcorn State	
13	326	John Clerkley	DT	Fort Valley State	
14	345	Rich Marks	DB	Northern Illinois	
15	379	Piel Pennington	QB	Massachusetts	
16	404	Darrell Austin	T	South Carolina	
17	432	Boyd Brown	TE	Alcorn State	

1975

Rd.	No.	Name	Pos.	School
1	17	Louis Wright	CB	San Jose State
2	43	Charlie Smith	DE	N. Carolina Cent.
3a	54	Mike Franckowiak	QB/KS	Central Michigan
3b	69	Drew Mahaic	LB	Notre Dame
4a	84	Steve Taylor	DB	Georgia
4b	95	Rick Upchurch	WR	Minnesota
5a	107	Stan Rogers	T	Maryland
5b	121	Rubin Carter	DT	Miami (Fla.)
8	199	Steve Foley	S/QB	Tulane
9	225	Roussell Williams	DB	Arizona
10	240	Hank Englehardt	C	Pacific
10	251	Steve Haggerty	WR	Nevada-Las Vegas
12	303	Harry Walters	LB	Maryland
13	329	Eric Penick	RB	Notre Dame
14	355	Jerry Arnold	G	Oklahoma
15	381	Ken Shelton	TE	Virginia
16	401	Bubba Bridges	DT	Colorado
17	433	Lester Sherman	RB	Albany State

1976

Rd.	No.	Name	Pos.	School
1	15	Tom Glassic	G	Virginia
2	43	Kurt Knoff	S	Kansas
4	107	Craig Penrose	QB	San Diego State
5	139	Lonnie Perrin	RB	Illinois
8	224	James Betterson	RB	North Carolina
9a	252	Jim Czirr	C	Michigan
9b	260	Jim Lisko	LB	Arkansas State
10	278	Art Gilliam	DE	Grambling
11	306	Greg Pittman	LB	Iowa State
12	334	Randy Moore	DT	Arizona State
13	362	Donnie McGraw	CB	Houston
14	390	Larry Evans	LB	Mississippi Coll.
15	418	Wilbur Summers	P	Louisville
16	446	John Huddleston	LB	Utah
17	474	Randy Cozens	LB	Pittsburgh

1977

Rd.	No.	Name	Pos.	School
1	18	Steve Schindler	G	Boston College
2	45	Rob Lytle	RB	Michigan
4	101	Bill Bryan	C	Duke
7	185	Larry Swider	P	Pittsburgh
8	212	Calvin Culliver	RB	Alabama
9	241	Charles Jackson	NT	Washington
10	268	Orna Middlebrook	WR	Arkansas State
11	297	Phil Heck	LB	California
12	324	Scott Levenhagen	TE	Western Illinois

1978

Rd.	No.	Name	Pos.	School
1	27	Don Latimer	DT	Miami (Fla.)
2	55	Bill Gay	TE	So. California
8	221	Frank Smith	T	Alabama A&M
10	277	Vince Kinney	WR	Maryland
11	305	Lacy Brumley	T	Clemson

1979

Rd.	No.	Name	Pos.	School
1	22	Kelvin Clark	T	Nebraska
3	77	Bruce Radford	DE	Grambling
4	105	Charles Jefferson	DB	McNeese State
5	132	Rick Leach	QB	Michigan
6	148	Jeff McIntyre	LB	Arizona State
7	188	Luke Prestridge	P	Baylor
9	242	Charlie Taylor	WR	Rice
11	297	Zachary Dixon	RB	Temple
12	325	David Jacobs	K	Syracuse

1980

Rd.	No.	Name	Pos.	School
2	42	Rulon Jones	DE	Utah State
3	74	Larry Carter	DB	Kentucky
4	107	Rick Parros	RB	Utah State
5a	131	Mike Harden	S	Michigan
5b	136	Laval Short	NT	Colorado
6	157	Keith Bishop	G	Baylor
7	184	John Havekost	G	Nebraska
8	197	Don Coleman	WR	Oregon
9	243	Greg Bracelin	LB	California
10	270	Virgil Seay	RS	Troy State
11	297	Phil Farris	WR	North Carolina

1981

Rd.	No.	Name	Pos.	School
1	15	Dennis Smith	S	So. California
2	42	Clay Brown	TE	Brigham Young
4	98	Mark Herrmann	QB	Purdue
5	125	Ken Lanier	T	Florida State
6	151	Alvin Lewis	RB	Colorado State
7	181	Steve Busick	LB	So. California
9	234	Rusty Olsen	DE	Washington
11	290	Pat Walker	WR	Miami (Fla.)
12a	317	John Hankerd	LB	Notre Dame
12b	321	Mandel Robinson	RB	Wyoming

1982

Rd.	No.	Name	Pos.	School
1	21	Gerald Willhite	RB	San Jose State
2	50	Orlando McDaniel	WR	Louisiana State
4	106	Dan Plater	WR	Brigham Young
5	131	Sammy Winder	RB	Southern Mississippi
7	189	Alvin Ruben	DE	Houston
9	243	Keith Uecker	T	Auburn
10	274	Ken Woodard	LB	Tuskegee
11	300	Stuart Yatsko	G	Oregon
12	327	Brian Clark	G	Clemson

1983

Rd.	No.	Name	Pos.	School
1	4	Chris Hinton	G	Northwestern
2	31	Mark Cooper	T	Miami (Fla.)
3	60	Clinton Sampson	WR	San Diego State
5a	116	Weedy Harris	LB	Houston
5b	125	Bruce Baldwin	CB	Harding
6	143	Victor Heflin	CB	Delaware State
7	172	Myron Dupree	QB	N. Carolina Cent.
8	197	Gary Kubiak	CB	Texas A&M
9	228	Brian Hawkins	CB	San Jose State
10	254	Walt Bowyer	DE	Arizona State
11	283	Don Bailey	C	Miami (Fla.)
12	310	Karl Mecklenburg	NT/DE	Minnesota

1984

Rd.	No.	Name	Pos.	School
2	46	Andre Townsend	NT/DE	Mississippi
3	78	Tony Lilly	S	Florida
4	89	Randy Robbins	CB	Arizona
6	159	Aaron Smith	LB	Utah State
7	186	Clarence Kay	TE	Georgia
8a	207	Winford Hood	G	Georgia
8b	218	Scott Garnett	NT	Washington
9	245	Chris Brewer	RB	Arizona
10	272	Bobby Micho	TE	Texas
11	298	Gene Lang	RB	Louisiana State
12	326	Murray Jarman	WR	Clemson

1984 SUPPLEMENTAL DRAFT

Rd.	No.	Name	Pos.	School
1	19	Freddie Gilbert	DE	Georgia
2	46	Rick Massie	WR	Kentucky
3	78	Reggie Smith	T	Kansas

ALL-TIME DRAFT CHOICES, CONT.

1985				
Rd.	No.	Name	Pos.	School
1	26	Steve Sewell	RB	Oklahoma
2a	31	Vance Johnson	WR	Arizona
2b	54	Simon Fletcher	DE	Houston
4	110	Keli McGregor	TE	Colorado State
5	139	Billy Hinson	G	Florida
7	194	Dallas Cameron	NT	Miami (Fla.)
8	222	Eric Riley	CB	Florida State
9	249	Daryl Smith	CB	North Alabama
10a	269	Buddy Funck	QB	New Mexico
10b	278	Ron Anderson	LB	Southern Methodist
11	306	Gary Rolie	WR	Florida
12	334	Dan Lynch	G	Washington St.

1986				
Rd.	No.	Name	Pos.	School
4	104	Jim Juriga	G	Illinois
5	134	Tony Colorito	NT	So. California
6a	151	Orson Mobley	TE	Salem College (W.V.)
6b	161	Mark Jackson	WR	Purdue
7	188	Ray Phillips	LB	N. Carolina St.
8	217	Bruce Klostermann	LB	S. Dakota St.
9	244	Joe Thomas	WR	Miss. Valley St.
10	271	Victor Hall	TE	Jackson State
11	301	Thomas Dendy	RB	South Carolina

1987				
Rd.	No.	Name	Pos.	School
1	27	Ricky Nattiel	WR	Florida
3	86	Michael Brooks	LB	Louisiana State
4	111	Marc Munford	LB	Nebraska
6	167	Warren Marshall	RB	James Madison
7	194	Wilbur Strozger	TE	Georgia
8	222	Dan Morgan	G	Penn State
9	250	Bruce Plummer	CB	Mississippi State
10	278	Rafe Wilkinson	LB	Richmond
11a	299	Steve Roberts	DE	Washington
11b	306	Tommy Neal	RB	Maryland
12	334	Tyrone Braxton	CB	North Dakota St.

1988				
Rd.	No.	Name	Pos.	School
1	26	Ted Gregory	NT	Syracuse
2	45	Gerald Perry	T	Southern
3	79	Kevin Guidry	CB	Louisiana State
5	136	Corris Ervin	CB	Central Florida
7a	174	Pat Kelly	TE	Syracuse
7b	192	Garry Frank	G	Mississippi State
9	248	Mel Farr Jr.	RB	UCLA
10	268	Channing Williams	RB	Arizona
11	304	Richard Calvin	RB	Washington State
12	332	Johnny Carter	NT	Grambling

1989				
Rd.	No.	Name	Pos.	School
1	20	Steve Atwater	S	Arkansas
2a	41	Doug Widell	G/T	Boston College
2b	47	Warren Powers	DE	Maryland
3	69	Darrell Hamilton	T	North Carolina
4	97	Jake McCullough	DE	Clemson
5	132	Darren Carrington	CB	Northern Arizona
6	150	Anthony Stafford	WR	Oklahoma
7	182	Melvin Stratton	RB	Miami (Fla.)
8	208	Paul Green	TE	So. California
9a	236	Monte Smith	G	North Dakota
9b	241	Wayne Williams	RB	Florida
10	264	Anthony Butts	NT	Mississippi State
11	292	Richard Shelton	CB	Liberty
12	320	John Jarvis	WR	Howard

1989 SUPPLEMENTAL DRAFT

Rd.	No.	Name	Pos.	School
1		Bobby Humphrey	RB	Alabama

1990				
Rd.	No.	Name	Pos.	School
2	52	Alton Montgomery	DB	Houston
4	92	Jeroy Robinson	LB	Texas A&M
5a	111	Jeff Davidson	G	Ohio State
5b	136	Le-Lo Lang	DB	Washington
6	164	Ronnie Haliburton	TE	Louisiana State
7	192	Shannon Sharpe	WR	Savannah State
8	219	Brad Leggett	C	So. California
9	247	Todd Ellis	QB	South Carolina
10a	259	James Szymanski	DE	Michigan State
10b	275	Anthony Thompson	LB	East Carolina

1991				
Rd.	No.	Name	Pos.	School
1	4	Mike Croel	LB	Nebraska
2	30	Reggie Johnson	TE	Florida State
3	61	Keith Traylor	LB	Central State (Okla.)
4	89	Derek Russell	WR	Arkansas
5	115	Greg Lewis	RB	Washington
6	142	Nick Subis	T/C	San Diego State
8	200	Kenny Walker	DE	Nebraska
9	227	Don Gibson	NT	So. California
10	253	Curtis Mayfield	WR	Oklahoma State
11	284	Shawn Moore	QB	Virginia

1992				
Rd.	No.	Name	Pos.	School
1	25	Tommy Maddox	QB	UCLA
2	54	Shane Dronett	DE	Texas
4	110	Chuck Johnson	T/G	Texas
5	137	Frank Robinson	CB	Boise State
7a	170	Ron Geater	DE	Iowa
7b	181	Jim Johnson	T	Michigan State
7c	193	Jon Bostick	WR	Nebraska
8	208	Dietrich Lockridge	T/G	Jackson State
9	249	Muhammad Oliver	CB	Oregon
10	278	Bob Meeks	C/T	Auburn
11	305	Cedric Tillman	WR	Alcorn State
11	306	Ed Tillison	RB	N.W. Missouri St.
12	334	John Granby	CB/S	Virginia Tech

1993				
Rd.	No.	Name	Pos.	School
1	11	Dan Williams	DE	Toledo
2	43	Glyn Milburn	RB	Stanford
3a	69	Rondell Jones	S	North Carolina
3b	70	Jason Elam	P/K	Hawaii
4	98	Jeff Robinson	DE	Idaho
5	126	Kevin Williams	RB	UCLA
6	154	Melvin Bonner	WR	Baylor
7a	169	Clarence Williams	TE	Washington State
7b	182	Tony Kimbrough	WR	Jackson State
8	210	Brian Stablein	WR	Ohio State

1994				
Rd.	No.	Name	Pos.	School
2	51	Allen Aldridge	LB	Houston
4	123	Randy Fuller	CB	Tennessee State
7a	210	Keith Burns	LB	Oklahoma State
7b	212	Butler By'not'e	RB	Ohio State
7c	218	Tom Nalen	C	Boston College

1995				
Rd.	No.	Name	Pos.	School
4a	121	Jamie Brown	T	Florida A&M
4b	124	Ken Brown	LB	Virginia Tech
5	146	Phil Yeboah-Kodie	LB	Penn State
6a	182	Fritz Fequiere	G	Iowa
6b	196	Terrell Davis	RB	Georgia
7a	218	Steve Russ	LB	Air Force
7b	222	Byron Chamberlain	WR	Wayne State (Neb.)

1996

Rd.	No.	Name	Pos.	School
1	15	John Mobley	LB	Kutztown
2	44	Tory James	CB	Louisiana State
3a	65	Detron Smith	FB	Texas A&M
3b	78	Mark Campbell	DT	Florida
4a	100	Jeff Lewis	QB	Northern Arizona
4b	122	Darrius Johnson	CB	Oklahoma
5	149	Patrick Jeffers	WR	Virginia
6	181	Tony Veland	S	Nebraska
7a	213	Leslie Ratliffe	T	Tennessee
7b	226	Chris Banks	G	Kansas
7c	235	L.T. Levine	RB	Kansas
7d	236	Brian Gragert	P	Wyoming

1997

Rd.	No.	Name	Pos.	School
1	28	Trevor Pryce	DT	Clemson
3	67	Dan Neil	G/C	Texas
4	124	Cory Gilliard	S	Ball State

1998

Rd.	No.	Name	Pos.	School
1	30	Marcus Nash	WR	Tennessee
2	61	Eric Brown	S	Mississippi State
3	91	Brian Griese	QB	Michigan
4	122	Curtis Alexander	RB	Alabama
5	153	Chris Howard	RB	Michigan
7a	200	Trey Teague	T	Tennessee
7b	219	Nate Wayne	LB	Mississippi

1999

Rd.	No.	Name	Pos.	School
1	31	Al Wilson	LB	Tennessee
2a	58	Montae Reagor	DE	Texas Tech
2b	61	Lennie Friedman	G	Duke
3a	67	Chris Watson	CB	Eastern Illinois
3b	93	Travis McGriff	WR	Florida
4	127	Olandis Gary	RB	Georgia
5a	158	David Bowers	LB	Western Illinois
5b	167	Darvin Brown	CB	Texas Tech
6a	179	Desmond Clark	TE	Wake Forest
6b	204	Chad Plummer	WR	Cincinnati
7a	218	Billy Miller	WR	So. California
7b	238	Justin Swift	TE	Kansas State

2000

Rd.	No.	Name	Pos.	School
1	15	Deltha O'Neal	CB	California
2a	40	Ian Gold	LB	Michigan
2b	45	Kenoy Kennedy	S	Arkansas
3	70	Chris Cole	WR	Texas A&M
4a	101	Jerry Johnson	DT	Florida State
4b	112	Cooper Carlisle	G/T	Florida
5	154	Muneer Moore	WR	Richmond
6	189	Mike Anderson	RB	Utah
7a	214	Jarious Jackson	QB	Notre Dame
7b	246	Leroy Fields	WR	Jackson State

2001

Rd.	No.	Name	Pos.	School
1	24	Willie Middlebrooks	CB	Minnesota
2	51	Paul Tovissi	DE	Marshall
3	87	Reggie Hayward	DE	Iowa State
4a	113	Ben Hamilton	C	Minnesota
4b	120	Nick Harris	P	California
6	190	Kevin Kasper	WR	Iowa

2002

Rd.	No.	Name	Pos.	School
1	19	Ashley Lelie	WR	Hawaii
2	51	Clinton Portis	RB	Miami (Fla.)
3	96	Dorsett Davis	DT	Mississippi State
4	131	Sam Brandon	S	Nevada-Las Vegas
5	144	Herb Haygood	WR	Michigan State
6	191	Jeb Putzier	TE	Boise State
7a	228	Chris Young	S	Georgia Tech
7b	231	Monsanto Pope	DT	Virginia

2003

Rd.	No.	Name	Pos.	School
1	20	George Foster	T	Georgia
2	51	Terry Pierce	LB	Kansas State
4a	108	Quentin Griffin	RB	Oklahoma
4b	114	Nick Eason	DT	Clemson
4c	128	Bryant McNeal	DE	Clemson
5a	157	Ben Claxton	C	Mississippi
5b	158	Adrian Madise	WR	Texas Christian
6	194	Aaron Hunt	DE	Texas Tech
7a	227	Clint Mitchell	DE	Florida
7b	235	Ahmaad Galloway	RB	Alabama

2004

Rd.	No.	Name	Pos.	School
1	17	D.J. Williams	LB	Miami (Fla.)
2a	41	Tatum Bell	RB	Oklahoma State
2b	54	Darius Watts	WR	Marshall
3	85	Jeremy LeSueur	CB	Michigan
5	152	Jeff Shoate	CB	San Diego State
6a	171	Triandos Luke	WR	Alabama
6b	190	Josh Sewell	C	Nebraska
7a	225	Matt Mauck	QB	Louisiana State
7b	247	Brandon Miree	RB	Pittsburgh
7c	250	Bradlee Van Pelt	QB	Colorado State

2005

Rd.	No.	Name	Pos.	School
2	56	Darrell Williams	CB	Oklahoma State
3a	76	Karl Paymah	CB	Washington State
3b	97	Dominique Floxworth	CB	Maryland
3c	101	Maurice Claret	RB	Ohio State
6	200	Chris Myers	OL	Miami (Fla.)
7	239	Paul Ernster	K	Northern Arizona

2006

Rd.	No.	Name	Pos.	School
1	11	Jay Cutler	QB	Vanderbilt
2	61	Tony Scheffler	TE	Western Michigan
4a	119	Brandon Marshall	WR	Central Florida
4b	126	Elvis Dumerville	DE	Louisville
4c	130	Darcel Hixon	WR	Akron
5	161	Chris Kuper	G	North Dakota
6	198	Greg Eslinger	C	Minnesota

2007

Rd.	No.	Name	Pos.	School
1	17	Jarvis Moss	DE	Florida
2	56	Tim Crowder	DE	Texas
3	70	Ryan Harris	T	Notre Dame
4	121	Marcus Thomas	DT	Florida

2008

Rd.	No.	Name	Pos.	School
1	12	Ryan Clady	T	Boise State
2	42	Eddie Royal	WR	Virginia Tech
4	108	Kory Lichtensteiger	C	Bowling Green State
4	119	Jack Williams	CB	Kent State
5	139	Ryan Torain	RB	Arizona State
5	148	Carlton Powell	DT	Virginia Tech
6	183	Spencer Larsen	LB	Arizona
7	220	Josh Barrett	S	Arizona State
7	227	Peyton Hillis	FB	Arkansas

2009

Rd.	No.	Name	Pos.	School
1	12	Knowshon Moreno	RB	Georgia
1	18	Robert Ayers	DE	Tennessee
2	37	Alphonso Smith	CB	Wake Forest
2	48	Darcel McBath	S	Texas Tech
2	64	Richard Quinn	TE	North Carolina
4	114	David Bruton	S	Notre Dame
4	132	Seth Olsen	G	Iowa
5	141	Kenny McKinley	WR	South Carolina
6	174	Tom Brandstater	QB	Fresno State
7	225	Blake Schlueter	C	Texas Christian

ALL-TIME DRAFT CHOICES, CONT.

2010				
Rd.	No.	Name	Pos.	School
1	22	Demaryius Thomas	WR	Georgia Tech
1	25	Tim Tebow	QB	Florida
2	45	Zane Beadles	G	Utah
3	80	J.D. Walton	C	Baylor
3	87	Eric Decker	WR	Minnesota
5	137	Perrish Cox	CB	Oklahoma State
6	183	Eric Olsen	C	Notre Dame
7	225	Syd'Quan Thompson	CB	California
7	232	Jammie Kirlew	LB	Indiana

2011				
Rd.	No.	Name	Pos.	School
1	2	Von Miller	LB	Texas A&M
2	45	Rahim Moore	S	UCLA
2	46	Orlando Franklin	T	Miami (Fla.)
3	67	Nate Irving	LB	North Carolina St.
4	108	Quinton Carter	S	Oklahoma
4	129	Julius Thomas	TE	Portland State
6	189	Mike Mohamed	LB	California
7	204	Virgil Green	TE	Nevada
7	247	Jeremy Beal	DE	Oklahoma

2012				
Rd.	No.	Name	Pos.	School
2	36	Derek Wolfe	DT	Cincinnati
2	57	Brock Osweiler	QB	Arizona State
3	67	Ronnie Hillman	RB	San Diego State
4	101	Omar Bolden	CB	Arizona State
4	108	Philip Blake	C	Baylor
5	137	Malik Jackson	DE	Tennessee
6	188	Danny Trevathan	LB	Kentucky

2013				
Rd.	No.	Name	Pos.	School
1	28	Sylvester Williams	DT	North Carolina
2	58	Montee Ball	RB	Wisconsin
3	90	Kayvon Webster	CB	South Florida
5a	146	Quanterus Smith	DE	Western Kentucky
5b	161	Tavarres King	WR	Georgia
6	173	Vinston Painter	T	Virginia Tech
7	234	Zac Dysert	QB	Miami (Ohio)

2014				
Rd.	No.	Name	Pos.	School
1	31	Bradley Roby	CB	Ohio State
2	56	Cody Latimer	WR	Indiana
3	95	Michael Schofield	OL	Michigan
5	156	Lamin Barrow	LB	Louisiana State
6	207	Matt Paradis	C	Boise State
7	242	Corey Nelson	LN	Oklahoma

2015				
Rd.	No.	Name	Pos.	School
1	23	Shane Ray	LB	Missouri
2	59	Ty Sambrailo	T	Colorado State
3	92	Jeff Heuerman	TE	Ohio State
4	133	Max Garcia	C/G	Florida
5	164	Lorenzo Doss	CB	Tulane
6	203	Darius Kilgo	DT	Maryland
7	250	Trevor Siemian	QB	Northwestern
7	251	Taurean Nixon	CB	Tulane
7	252	Josh Furman	S	Oklahoma State

2016				
Rd.	No.	Name	Pos.	School
1	26	Paxton Lynch	QB	Memphis
2	63	Adam Gotsis	DT	Georgia Tech
3	98	Justin Simmons	S	Boston College
4	136	Devontae Booker	RB	Utah
5	144	Connor McGovern	G	Missouri
6	176	Andy Janovich	FB	Nebraska
6	219	Will Parks	S	Arizona
7	228	Riley Dixon	P	Syracuse

2017				
Rd.	No.	Name	Pos.	School
1	20	Garett Bolles	T	Utah
2	51	DeMarcus Walker	DE	Florida State
3	82	Carlos Henderson	WR	Louisiana Tech
3	101	Brendan Langley	CB	Lamar
5	145	Jake Butt	TE	Michigan
5	172	Isaiah McKenzie	WR	Georgia
6	203	De'Angelo Henderson	RB	Coastal Carolina
7	253	Chad Kelly	QB	Mississippi

2018				
Rd.	No.	Name	Pos.	School
1	5	Bradley Chubb	OLB	N.C. State
2	40	Courtland Sutton	WR	Southern Methodist
3	71	Royce Freeman	RB	Oregon
3	99	Isaac Yiadom	CB	Boston College
4	106	Josey Jewell	LB	Iowa
4	113	DaeSean Hamilton	WR	Penn State
5	156	Troy Fumagalli	TE	Wisconsin
6	183	Sam Jones	C	Arizona State
6	217	Keishawn Bierria	LB	Washington
7	226	David Williams	RB	Arkansas

2019				
Rd.	No.	Name	Pos.	School
1	20	Noah Fant	TE	Iowa
2a	41	Dalton Risner	OL	Kansas State
2b	42	Drew Lock	QB	Missouri
3	71	Dre'Mont Jones	DL	Ohio State
5	156	Justin Hollins	LB	Oregon
6	187	Juwann Winfree	WR	Colorado

2020				
Rd.	No.	Name	Pos.	School
1	15	Jerry Jeudy	WR	Alabama
2	46	KJ Hamler	WR	Penn State
3a	77	Michael Ojemudia	CB	Iowa
3b	83	Lloyd Cushenberry III	C	Louisiana State
3c	95	McTelvin Agim	DL	Arkansas
4	118	Albert Okuegbunam	TE	Missouri
5	178	Justin Strnad	LB	Wake Forest
6	181	Netane Muti	G	Fresno State
7a	252	Tyrie Cleveland	WR	Florida
7b	254	Derrek Tuszka	OLB	North Dakota State

2021				
Rd.	No.	Name	Pos.	School
1	9	Pat Surtain II	CB	Alabama
2	35	Jayonte Williams	RB	North Carolina
3a	98	Quinn Meinerz	G	Wis.-Whitewater
3b	105	Baron Browning	LB	Ohio State
5a	152	Caden Sterns	S	Texas
5b	164	Jamar Johnson	S	Indiana
6	219	Seth Williams	WR	Auburn
7a	237	Kary Vincent Jr.	CB	LSU
7b	239	Jonathon Cooper	LB	Ohio State
7c	253	Marquiss Spencer	DE	Miss. State

2022				
Rd.	No.	Name	Pos.	School
2	64	Nik Bonitto	OLB	Oklahoma
3	80	Greg Dulcich	TE	UCLA
4a	115	Damarri Mathis	CB	Pittsburgh
4b	116	Eyioma Uwazurike	DL	Iowa State
5a	152	Delarrin Turner-Yell	S	Oklahoma
5b	162	Montrell Washington	WR	Samford
5c	171	Luke Wattenberg	C	Washington
6	206	Matt Henningsen	DE	Wisconsin
7	232	Faion Hicks	CB	Wisconsin

MISCELLANEOUS PLAYER MOVEMENT HISTORY

EQUALIZATION, EXPANSION DRAFTS

- 1962** — **AFL Equalization Draft:** Broncos obtain OG John Denvir from San Diego, OE Jerry Richardson from San Diego, QB Richie Lucas from Buffalo, DT Ike Lastister from Dallas and HB Charles Bolden from Houston.
- 1966** — **Expansion Draft:** Broncos lost LB Tom Erlandson, DE Ed Cooke, OG Tommy Nomina and DB John McGeever to Miami.
- 1968** — **Expansion Draft:** Broncos lost RB Cookie Gilchrist, OG Pat Matson, LB Henry Sorrell, RB Mike Kellogg and DB Lonnie Wright to Cincinnati.
- 1976** — **Expansion Draft:** Broncos lost T Mike Current and DT Bubba Bridges to Tampa Bay and DB Steve Taylor to Seattle.
- 1995** — **Expansion Draft:** Broncos lost WR Cedric Tillman to Jacksonville and FS Charles Swann to Carolina.
- 1999** — **Expansion Draft:** Broncos lost WR Justin Armour to Cleveland.

PLAN B FREE AGENT SIGNINGS/LOSSES (1989-92)

- 1989** — **Signed:** T Paul Blair (Chi.), DE Alphonso Carreker (G.B.), T Bill Contz (N.O.), TE Doug Cosbie (Dal.), LB Scott Curtis (Phi.), RB Kerry Goode (T.B.), CB Wymon Henderson (Min.), LB Blake Peterson (Was.), RB Reggie Ware (L.A. Raiders), CB Dennis Woodberry (Was.), WR Michael Young (L.A. Rams). **Lost:** DE Walt Bowyer (K.C.), WR Sam Graddy (L.A. Raiders), WR Jason Johnson (Pit.).
- 1990** — **Signed:** LB Ty Allert (Phi.), RB Lorenzo Hampton (Mia.), WR Jason Johnson (Pit.), TE David Little (Phi.), DE Mark Miraz (L.A. Raiders), CB Elliott Smith (S.D.), LB Rod Stephens (Sea.), TE Chris Verhulst (Hou.), DE Robb White (N.Y. Giants). **Lost:** TE Pat Kelly (N. Y. Jets), LB Bruce Klostermann (L. A. Raiders), C Mike Ruether (Atl.), LB Randy Thornton (N.Y. Giants).
- 1991** — **Signed:** CB Charles Dimry (Atl.), G Crawford Ker (Dal.), FB Robert Perryman (Dal). **Lost:** LB Marc Munford (K.C.), RB Kerry Porter (Hou.).
- 1992** — **Signed:** TE Robert Awalt (Dal.), G/T Elbert Crawford (N.E.), QB Steve Pelleur (K.C.), T Frank Pollack (S.F.). **Lost:** S Randy Robbins (N.E.).

UNRESTRICTED FREE AGENT SIGNINGS/LOSSES (1993-2022)

- 1993** — **Signed:** RB Rod Bernstine (S.D.), RB Robert Delpino (L.A. Rams), G Brian Habib (Min.), T Don Maggs (Hou.), LB Dave Wymon (Sea.). **Lost:** LB Michael Brooks (N.Y. Giants), WR Mark Jackson (N.Y. Giants).
- 1994** — **Signed:** WR Jeff Campbell (Det.), CB Ray Crockett (Det.), LB Richard Harvey (Buf.), CB Randy Hilliard (Cle.), WR Anthony Miller (S.D.). **Lost:** WR Vance Johnson (S.D.).
- 1995** — **Signed:** RB Aaron Craver (Mia.), LB Britt Hager (Phi.), S Tim Hauck (G.B.), DT James Jones (Cle.), OL Bill Lewis (Ari.), DT Mike Lodish (Buf.), WR Ed McCaffrey (S.F.), T Reggie McElroy (Min.), QB Bill Musgrave (S.F.), DT Michael Dean Perry (Cle.), G Mark Schlereth (Was.), T Bill Schultz (Hou.), CB Eric Thomas (N.Y. Jets), T Broderick Thompson (Phi.), CB Lionel Washington (L.A. Raiders). **Lost:** LB Richard Harvey (N.O.), T Kirk Scraftford (S.F.), DT Ted Washington (Buf.), C/G Dave Widell (Jac.).
- 1996** — **Signed:** CB Toi Cook (N.O.), DT Jumpy Geathers (Atl.), RB Vaughn Hebronn (Phi.), LB Bill Romanowski (Phi.), WR Mike Sherrard (N.Y. Giants), DE Aaron Wallace (Oak.), DE Alfred Williams (S.F.). **Lost:** DT Shane Dronett (Atl.).
- 1997** — **Signed:** LB Arnold Ale (S.D.), WR Flipper Anderson (Was.), QB Bubby Brister, S Dedrick Dodge (S.F.), CB Darrien Gordon (S.D.), WR Willie Green (Car.), FB Howard Griffith (Car.), RB Derek Loville (S.F.), RB Anthony Lynn (S.F.), LB Godfrey Myles (Dal.), DE Neil Smith (K.C.), T Harry Swayne (S.D.), DT Keith Traylor (K.C.). **Lost:** RB Aaron Craver (S.D.), S Tim Hauck (Sea.), S Rondell Jones (Bal.), DE Jeff Robinson (Stl.), OL Ralph Tamm (K.C.).
- 1998** — **Signed:** QB Doug Nussmeier (N.O.), DE Marvin Washington (S.F.). **Lost:** LB Allen Aldridge (Det.), G Brian Habib (Sea.).
- 1999** — **Signed:** T Tony Bert (Sea.), CB Dale Carter (K.C.), DE Carl Reeves (Chi.). **Lost:** LB Keith Burns (Chi.), WR Willie Green (Mia.), T Harry Swayne (Bal.), DE Marvin Washington (S.F.).
- 2000** — **Signed:** DE Lester Archaibeau (Atl.), G David Diaz-Infante (Phi.), QB Gus Frerotte (Det.), DT Bob Kuberski (N.E.), CB Jeremy Lincoln (N.Y. Giants), LB Ricardo McDonald (Chi.), DE Kavika Pittman (Dal.), CB Darryl Pounds (Was.). **Lost:** DT Paul Grasmann (Phi.), CB Tory James (Oak.), TE Shannon Sharpe (Bal.).
- 2001** — **Signed:** T Ethan Brooks (Ari.), FB Tony Carter (N.E.), LB Henri Crockett (Atl.), T Todd Fordham (Jac.), TE Patrick Hape (T.B.), WR Eddie Kennison (Chi.), DT Leon Lett (Dal.), CB Denard Walker (Ten.). **Lost:** CB Ray Crockett (K.C.), TE Byron Chamberlain (Min.).
- 2002** — **Signed:** DT Lionel Dalton (Bal.), LB Terry Killens (S.F.), S Izell Reese (Dal.), T Ephraim Salaam (Atl.). **Lost:** CB Eric Davis (Det.), QB Gus Frerotte (Cin.), T Trey Teague (Buf.).
- 2003** — **Signed:** DT Daryl Gardener (Was.), G Heath Irwin (Stl.), QB Jake Plummer (Ari.). **Lost:** RB Olandis Gary (Buf.), CB Tyrone Poole (N.E.), DT Montae Reagor (Ind.), Izell Reese (Buf.).
- 2004** — **Signed:** DE Marco Coleman (Phi.), T Cornell Green (T.B.), QB Mike Quinn (Hou.), TE O.J. Santiago (Oak.), TE Jed Weaver (S.F.). **Lost:** DE Bertrand Berry (Ari.), LB Keith Burns (T.B.), WR Chris Cole (Oak.), LB Ian Gold (T.B.).
- 2005** — **Signed:** TE Stephen Alexander (Det.), LB Keith Burns (T.B.), RB Ron Dayne (N.Y. Giants), G Cameron Spikes (Ari.). **Lost:** DE Reggie Hayward (Jac.), S Kenoy Kennedy (Det.), LB Donnie Spragan (Mia.).
- 2006** — **Signed:** LB Nate Webster (Cin.). **Lost:** DT Monsanto Pope (NYJ).
- 2007** — **Signed:** TE Daniel Graham (N.E.), LB Warrick Holdman (Was.), G Montrae Holland (N.O.), LB D.D. Lewis (Sea.), P Todd Sauerbrun (N.E.), RB Paul Smith (Stl.). **Lost:** G Cooper Carlisle (Oak.), DE Patrick Chukwurah (T.B.), DT Michael Myers (Cin.).
- 2008** — **Signed:** LB Boss Bailey (Det.), WR Keary Colbert (Car.), LB Niko Koutouvides (Sea.), S Marquand Manuel (Car.), WR Sammie Parker (K.C.), RB Michael Pittman (T.B.), C Casey Wiegmann (K.C.). **Lost:** K Jason Elam (Atl.), S Nick Ferguson (Hou.).
- 2009** — **Signed:** RB J.J. Arrington (Ari.), RB Correll Buckhalter (Phi.), LB Andra Davis (Cle.), S Brian Dawkins (Phi.), DT Ronald Fields (S.F.), WR Jabar Gaffney (N.E.), CB André Goodman (Mia.), T Brandon Gorin (Stl.), S Renaldo Hill (Mia.), RB LaMont Jordan (N.E.), LS Lonie Paxton (N.E.), DL/LB Darrell Reid (Ind.), QB Chris Simms (Ten.), G Scott Young (Cle.). **Lost:** CB Karl Paymah (Min.).
- 2010** — **Signed:** DL Justin Bannan (Bal.), DL Jarvis Green (N.E.), CB Nate Jones (Mia.). **Lost:** G/C Ben Hamilton (Sea), DL Vonnie Holliday (Was.).
- 2011** — **Signed:** TE Daniel Fells (Stl.), TE Dante Rosario (Car.), DT Marcus Thomas (Den.). **Lost:** OL Ryan Harris (Phi.), DL Ronald Fields (Car.).
- 2012** — **Signed:** S Mike Adams (Cle.), WR Andre Caldwell (Cin.), TE Joel Dreessen (Hou.), QB Caleb Hanie (Chi.), CB Tracy Porter (N.O.), TE Jacob Tamme (Ind.). **Lost:** DT Brodrick Bunkley (N.O.), TE Daniel Fells (N.E.), LB Mario Haggan (Stl.), Derrick Harvey (Cin.), FB Spencer Larsen (N.E.), QB Brady Quinn (K.C.), TE Dante Rosario (S.D.), WR Eddie Royal (S.D.), CB Jonathan Wilhite (Chi.).
- 2013** — **Signed:** DT Terrance Knighton (Jac.), LB Shaun Phillips (S.D.), CB Dominique Rodgers-Cromartie (Phi.), G Louis Vasquez (S.D.), WR Wes Welker (N.E.). **Lost:** FB Chris Gronkowski (S.D.), S Jim Leonhard (N.O.), CB Tracy Porter (Oak.), WR Matthew Willis (Det.).

UFA SIGNINGS / LOSSES CONT.

- 2014** — **Signed:** WR Emmanuel Sanders (Pit.), CB Aqib Talib (N.E.), S T.J. Ward (Cle.). **Lost:** S Mike Adams (Ind.), DE Robert Ayers (NYG), G Zane Beadles (Jac.), WR Eric Decker (NYJ), WR Trindon Holliday (NYG), DE Jeremy Mincey (Dal.), RB Knowshon Moreno (Mia.), DE Shaun Phillips (Ten.), CB Dominique Rodgers-Cromartie (NYG), LB Wesley Woodyard (Ten.).
- 2015** — **Signed:** TE Owen Daniels (Bal.), S Darian Stewart (Bal.). **Lost:** G Orlando Franklin (S.D.), LB Nate Irving (Ind.), DT Terrance Knighton (Was.), C Will Montgomery (Chi.), S Rahim Moore (Hou.), TE Jacob Tamme (Atl.), TE Julius Thomas (Jac.), DT Mitch Unrein (S.D.), WR Wes Welker (N.E.).
- 2016** — **Signed:** DE Jared Crick (Hou.), T Russell Okung (Sea.), S Brandian Ross (Oak.), S Donald Stephenson (K.C.), LB Dekoda Watson (N.E.). **Lost:** S Omar Bolden (Chi.), S David Bruton Jr. (Was.), WR Andre Caldwell (Det.), TE Vernon Davis (Was.), T Ryan Harris (Pit.), DE Malik Jackson (Jac.), G Evan Mathis (Ari.), OLB Lerentee McCray (G.B.), Brock Osweiler (Hou.), ILB Danny Trevathan (Chi.).
- 2017** — **Signed:** G Ron Leary (Dal.), T Menelik Watson (Oak.), NT Domata Peko Sr. (Cin.), DL Zach Kerr (Ind.), OLB Kasim Edebali (N.O.). **Lost:** LS Thomas Gafford (N.O.), OLB Dekoda Watson (S.F.), CB Kayvon Webster (LAA), NT Sylvester Williams (Ten.).
- 2018** — **Signed:** QB Case Keenum (Den.), DL Clinton McDonald (T.B.). **Lost:** WR Bennie Fowler (Chi.), TE Virgil Green (LAC), WR Cody Latimer (NYG), ILB Corey Nelson (Phi.), QB Brock Osweiler (Mia.), Donald Stephenson (Cle.).
- 2019** — **Signed:** CB Bryce Callahan (Chi.), CB Kareem Jackson (Hou.), T Ja'Wuan James (Mia.). **Lost:** OLB Shaquill Barrett (T.B.), CB Tramaine Brock (Ari.), G Max Garcia (Ari.), TE Matt LaCosse (N.E.), ILB Brandon Marshall (Oak.), C Matt Paradis (Car.), CB Bradley Roby (Hou.), OL Billy Turner (G.B.).
- 2020** — **Signed:** DL Christian Covington (Dal.), QB Jeff Driskel (Det.), G Graham Glasgow (Det.), RB Melvin Gordon III (LAC), P Sam Martin (Det.), TE Nick Vannett (Pit.). **Lost:** RB Devontae Booker (L.V.), CB Chris Harris Jr. (LAC), LS Casey Kreiter (NYG), C Connor McGovern (WVJ), S Will Parks (Phi.), DE Derek Wolfe (Bal.).
- 2021** — **Signed:** RB Mike Boone (Min.), CB Ronald Darby (Was.). **Lost:** OLB Jeremiah Attaochu (Chi.), RB Phillip Lindsay (Hou.), T Elijah Wilkinson (Chi.), DE DeMarcus Walker (Hou.).
- 2022** — **Signed:** OLB Randy Gregory (Dal.), DL D.J. Jones (S.F.), LB Alex Singleton (Phi.), OL Billy Turner (G.B.), CB K'Wan Williams (S.F.). **Lost:** CB Bryce Callahan (LAC), CB Kyle Fuller (Bal.), CB Nate Hairston (Min.), ILB Micah Kiser (L.V.), LB Kenny Young (L.V.).

BRONCOS MAJOR TRADE HISTORY

2022

Obtained QB Russell Wilson and a 4th-2022 (116 – DT Eyioma Uwazurike) from Seattle in exchange for TE Noah Fant, DE Shelby Harris, QB Drew Lock, a 1st-2022 (9 – T Charles Cross), a 1st-2023, a 2nd-2022 (40 – EDGE Boye Mafe), a 2nd-2023 and a 5th-2022 (145 – Traded to Kansas City).

2021

Obtained QB Teddy Bridgewater from Carolina in exchange for a 6th-2021 (DE Tarron Jackson).
 Obtained a 2nd-2021 (35 – RB Javonte Williams) and 6th-2021 (219 – WR Seth Williams) from Atlanta in exchange for a 2nd-2021 (40) and a 4th-2021 (114 – C Drew Dalman).
 Obtained a 3rd-2021 (76 - traded) and a 5th-2021 (164 – S Jamar Johnson) from the N.Y. Giants in exchange for a 3rd-2021 (71 - CB Aaron Robinson).
 Obtained a 3rd-2021 (98 – G Quinn Meinerz) and a 3rd-2021 (105 – LB Baron Browning) from New Orleans in exchange for a 3rd-2021 (76 - CB Paulson Adebayo).
 Obtained ILB Kenny Young and a 7th-2024 from the L.A. Rams in exchange for a 6th-2024
 Obtained a 2nd-2022 (64 – OLB Nik Bonitto) and 3rd-2022 (Traded to Indianapolis) from the L.A. Rams in exchange for OLB Von Miller
 Obtained a 6th-2022 (206 – G Matt Henningsen) from Philadelphia in exchange for CB Kary Vincent Jr.

2020

Obtained CB A.J. Bouye from Jacksonville in exchange for a 4th-2020 (CB Josiah Scott).
 Obtained DL Jurrell Casey from Tennessee in exchange for a 7th-2020 (traded to Kansas City).
 Obtained a 7th-2021 from Cleveland in exchange for FB Andy Janovich.

2019

Obtained QB Joe Flacco from Baltimore in exchange for a 4th-2019 (RB Justice Hill).
 Obtained a 6th-2020 from Washington in exchange for QB Case Keenum and a 6th-2020 (G Netane Muti).
 Obtained a 1st-2019 (TE Noah Fant), a 2nd-2019 (traded to Cincinnati) and a 3rd-2020 from Pittsburgh in exchange for a 1st-2019 (LB Devin Bush).
 Obtained a 2nd-2019 (Drew Lock) from Cincinnati in exchange for a 2nd-2019 (TE Drew Sample), a 4th-2019 (DT Wren Renell) and a 6th-2019 (RB Trayveon Williams).
 Obtained OLB Dekoda Watson and 6th-2019 (traded to Cincinnati) in exchange for a 5th-2019 (LB Dre Greenlaw).
 Obtained a 6th-2019 (WR Juwan Winfree) from Carolina in exchange for a 6th-2019 (T Denis Daley) and a 7th-2019 (WR Terry Godwin).
 Obtained a 3rd (DT McTelvin Agim) and 4th-2020 (TE Albert Okwuegbunam) from San Francisco in exchange for WR Emmanuel Sanders and a 5th-2020 (traded to Washington).

2018

Obtained a 5th-2019 from Minnesota in exchange for QB Trevor Siemian and a 7th-2018 (LB Devante Downs).
 Obtained a conditional 7th-2019 from N.Y. Giants in exchange for P Riley Dixon.
 Obtained T Jared Veldheer from Arizona in exchange for a 6th-2018 (CB Christian Campbell).
 Obtained S Su'a Cravens, a 4th-2018 (WR DaeSean Hamilton) and a 5th-2018 (traded to Seattle) in exchange for a 4th-2018 (S Troy Ake), a 5th-2018 (traded to San Francisco) and a 5th-2018 (DT Tim Settle).
 Obtained a 5th-2018 (TE Troy Fumagalli) and a 7th-2018 (RB David Williams) from Seattle in exchange for a 5th-2018 (P Michael Dickson).
 Obtained a 6th-2018 (G Sam Jones) and a 6th-2018 (LB Keishawn Bierria) from L.A. Rams in exchange for a 5th-2018 (DE Ogbornia Okoronkwo).

2017

Obtained a 4th-2018 from San Francisco in exchange for RB Kapri Bibbs and a 5th-2017.
 Obtained a 5th-2017 (TE Jake Butt) and a 5th-2017 (traded to Green Bay) from Cleveland in exchange for a 4th-2017 and a 7th-2017.
 Obtained a 6th-2017 (WR Isaiah McKenzie) from Green Bay in exchange for a 5th-2017 and a 7th-2017.
 Obtained a 5th-2018 (traded to Washington) from Atlanta in exchange for T Ty Sambrailo.
 Obtained G Allen Barbre from Philadelphia for a 7th-2019.

2016

Obtained a 6th-2016 (FB Andy Janovich) and a 6th-2017 (RB De'Angelo Henderson) from Tennessee in exchange for a 5th-2016 and a 7th-2016.
 Obtained a 1st-2016 (QB Paxton Lynch) from Seattle in exchange for a 1st-2016 and a 3rd-2016.
 Obtained QB Mark Sanchez from Philadelphia in exchange for a conditional draft choice in 2017.
 Obtained TE A.J. Derby from New England in exchange for a 5th

2015

Obtained TE Vernon Davis and a 7th-2016 (P Riley Dixon) from San Francisco in exchange for a 6th-2016 and a 6th-2017.
 Obtained a 1st-2015 (LB Shane Ray) from Detroit in exchange for C/G Manny Ramirez, a 1st-2015, a 5th-2015 and a 5th-2016.
 Obtained C/G Gino Gradkowski and a 5th-2016 (G Connor McGovern) from Baltimore in exchange for 4th-2016.

2014

Obtained K Brandon McManus from N.Y. Giants in exchange for a 7th-2015.
 Obtained a 2nd-2014 (WR Cody Latimer) and 7th-2014 (LB Corey Nelson) from San Francisco in exchange for a 2nd-2014, a 5th-2014 and a 4th-2015.
 Obtained a 5th-2014 (LB Lamin Barrow) and a 5th-2015 (CB Lorenzo Doss) from Chicago in exchange for a 4th-2014 and a 7th-2014.

2013

Obtained a 5th-2013 (DE Quanterus Smith) and 6th-2013 (T Vinston Painter) from Green Bay in exchange for a 4th-2013.

2012

Obtained a 4th-2012 (C Philip Blake) and a 6th-2012 (LB Danny Trevathan) from the N.Y. Jets in exchange for QB Tim Tebow and a 7th-2012.
 Obtained a 1st-2012 (traded to Tampa Bay) and a 4th-2012 (traded to Tampa Bay) from New England in exchange for a 1st-2012.
 Obtained a 2nd-2012 (DE Derek Wolfe) and a 4th-2012 (CB Omar Bolden) from Tampa Bay in exchange for a 1st-2012 and a 4th-2012.
 Obtained a 3rd-2012 (RB Ronnie Hillman) from Cleveland in exchange for a 3rd-2012 and a 4th-2012.

2011

Obtained a 2nd-2011 (S Rahim Moore), a 4th-2011 (S Quinton Carter) and a 5th-2011 (traded to Green Bay) from San Francisco in exchange for a 2nd-2011.
 Obtained a 4th-2011 (TE Julius Thomas) and a 7th-2011 (TE Virgil Green) from Green Bay in exchange for a 5th-2011 and a 6th-2011.
 Obtained DT Brodrick Bunkley from Philadelphia in exchange for a 6th-2012.
 Obtained a 5th-2012 (DE Malik Jackson) from St. Louis in exchange for WR Brandon Lloyd.

2010

Obtained QB Brady Quinn from Cleveland in exchange for RB Peyton Hillis, a 6th-2011 and a 5th-2012.
 Obtained a 2nd-2010 (traded to Baltimore) and a 2nd-2011 (T Orlando Franklin) from Miami in exchange for WR Brandon Marshall.
 Obtained a 5th-2010 (CB Perrish Cox) from Philadelphia through Cleveland in a three-way trade that sent TE Tony Scheffer to Detroit along with a 7th-2010 (traded to Philadelphia).
 Obtained a 1st-2010 (traded to Philadelphia) and a 4th-2010 (traded to New England) from San Francisco for a 1st-2010.
 Obtained a 1st-2010 (traded to Dallas via New England), a 3rd-2010 (traded to Baltimore) and a 3rd-2010 (WR Eric Decker) from Philadelphia in exchange for a 1st-2010.
 Obtained a 1st-2010 (WR Demaryius Thomas) from New England in exchange for a 1st-2010 and a 4th-2010.
 Obtained a 1st-2010 (QB Tim Tebow) from Baltimore in exchange for a 2nd-2010, a 3rd-2010 and a 4th-2010.
 Obtained a 7th-2010 (CB Syd'Quan Thompson) and a 7th-2010 (LB Jammie Kirlew) from Tampa Bay in exchange for a 5th-2011.
 Obtained LB Joe Mays from Philadelphia in exchange for RB J.J. Arrington.
 Obtained TE Dan Gronkowski from Detroit in exchange for CB Alphonso Smith.
 Obtained RB Laurence Maroney and a 6th-2011 (traded to Minnesota through Cleveland) from New England in exchange for a 4th-2011.

2009

Obtained QB Kyle Orton, a 1st-2009 (DE Robert Ayers), a 3rd-2009 (traded to Pittsburgh) and a 1st-2010 (traded to San Francisco) from Chicago in exchange for QB Jay Cutler and 5th-2009.
 Obtained a 2nd-2009 (CB Alphonso Smith) from Seattle in exchange for a 1st-2010.
 Obtained a 2nd-2009 (TE Richard Quinn) and a 4th-2009 (G Seth Olsen) from Pittsburgh in exchange for a 3rd-2009 and a 3rd-2009.
 Obtained a 5th-2009 (WR Kenny McKinley) from Baltimore through New England, Philadelphia and Cleveland in exchange for a 5th-2009 and a 6th-2009.
 Obtained a 6th-2009 (QB Tom Brandstater) from Detroit in exchange for a 7th-2009 and a 5th-2010.
 Obtained DL Le Kevin Smith and a 7th-2010 from New England (traded to Washington via Philadelphia and New England) in exchange for a 5th-2010.
 Obtained OL Russ Hochstein from New England in exchange for a 7th-2010.

2008

Obtained a 5th-2009 (traded to Chicago) from Seattle in exchange for WR Keary Colbert.
 Obtained a 7th-2009 (traded to Detroit) from Atlanta in exchange for CB Dominique Foxworth.
 Obtained a 5th-2010 from Dallas (traded to New Orleans through New England, Oakland and Jacksonville) in exchange for G Montrae Holland.
 Obtained DT Dewayne Robertson from N.Y. Jets in exchange for a conditional 2009 draft pick (did not meet conditions).
 Obtained 6th-2008 (FB/LB Spencer Larsen) from Houston in exchange for C Chris Myers.

2007

Obtained a 5th-2008 (RB Ryan Torain) from Oakland in exchange for DT Gerard Warren.
 Obtained DT Jimmy Kennedy from St. Louis in exchange for a 6th-2008 (traded to Washington).
 Obtained a 4th-2007 (DT Marcus Thomas) from Minnesota in exchange for a 6th-2007, a 7th-2007 and a 3rd-2008.
 Obtained a 1st-2007 (DE Jarvis Moss) from Jacksonville in exchange for a 1st-2007, a 3rd-2007 and a 6th-2007.
 Obtained a 7th-2008 (FB Peyton Hillis) from Tampa Bay in exchange for QB Jake Plummer.
 Obtained CB Dré Bly and a 6th-2007 (traded to Minnesota) from Detroit in exchange for RB Tatum Bell, T George Foster and a 5th-2007.

2006

Obtained a 3rd-2007 (T Ryan Harris) and a 4th-2008 (CB Jack Williams) from Washington in a three-way trade in which Denver WR Ashley Lelie was sent to Atlanta.
 Obtained WR Javon Walker from Green Bay in exchange for a 2nd-2006 (traded to Atlanta).
 Obtained a 1st-2006 (QB Jay Cutler) from St. Louis in exchange for a 1st-2006 and a 3rd-2006.
 Obtained a 2nd-2006 (traded to Green Bay) and a 3rd-2006 (traded to St. Louis) from San Francisco in exchange for a 1st-2006.
 Obtained 1st-2006 (traded to St. Louis) from Atlanta in exchange for a 1st-2006, a 3rd-2006 and a 4th-2007.

2005

Obtained DE John Engelberger from San Francisco in exchange for CB Willie Middlebrooks.
 Obtained P Todd Sauerbrun from Carolina in exchange for P Jason Baker and a 7th-2006.
 Obtained a 3rd-2005 (CB Karl Paymah), a 1st-2006 (traded to San Francisco), a 3rd-2006 (traded to St. Louis) and 4th-2006 (WR Brandon Marshall) from Washington in exchange for a 1st-2005.
 Obtained DE Ebenezer Ekuban and DT Michael Myers from Cleveland in exchange for RB Reuben Droughns.
 Obtained DT Gerard Warren from Cleveland in exchange for a 4th-2005.

2004

Obtained DT Ellis Johnson from Atlanta in exchange for a 5th-2004.
 Obtained a 1st-2004 (LB D.J. Williams) from Cincinnati in exchange for CB Delfha O'Neal, a 1st-2004, a 4th-2004, and a 4th-2004.
 Obtained CB Champ Bailey and a 2nd-2004 (RB Tatum Bell) from Washington in exchange for RB Clinton Portis.

MAJOR TRADES, CONT.

2003

Obtained a 6th-2004 (WR Triandos Luke) from Washington in exchange for DT Lionel Dalton.
 Obtained a 4th-2003 (DE Bryant McNeal) and a 5th-2003 (C Ben Claxton) from New England in exchange for a 4th-2003.
 Obtained a 4th-2003 (RB Quentin Griffin), a 4th-2003 (traded to New England) and a 7th-2003 (DE Clint Mitchell) from Carolina in exchange for a 3rd-2003.

2002

Obtained a 4th-2002 (S Sam Brandon) and a 5th-2002 (WR Herb Haygood) from New England in exchange for a 4th-2002.
 Obtained a 3rd-2002 (DT Dorsett Davis) from Baltimore in exchange for a 4th-2002 and a 5th-2002.

2001

Obtained a 7th-2002 (S Chris Young) from Atlanta in exchange for LB Henri Crockett.
 Obtained a 4th-2002 (traded to Baltimore) from Atlanta in exchange for a 7th-2001, a 7th-2001 and a 7th-2001.
 Obtained a 2nd-2001 (DE Paul Toviessi) from Buffalo in exchange for a 2nd-2001 and a 4th-2001.

2000

Obtained a 4th-2001 (traded to Buffalo) from Buffalo in exchange for CB Chris Watson.
 Obtained a 4th-2001 (C Ben Hamilton) from Green Bay in exchange for LB Nate Wayne.
 Obtained WR Robert Scott from Green Bay in exchange for a conditional draft choice.
 Obtained a 5th-2000 (WR Muneer Moore) from Seattle in exchange for a 6th-2000 and a 7th-2000.
 Obtained a 1st-2000 (CB Deltha O'Neal) and a 2nd-2000 (S Kenoy Kennedy) from Baltimore in exchange for a 1st-2000.
 Obtained a 6th-2000 (RB Mike Anderson) from St. Louis in exchange for RB Derek Loville.
 Obtained S Billy Jenkins from St. Louis in exchange for a 5th-2000 and a 5th-2001.
 Obtained a 7th-2001 (traded to Atlanta) from Green Bay in exchange for LB David Bowers.

1999

Obtained a 7th-2000 (traded to Seattle) and a 7th-2001 (traded to Atlanta) from Washington in exchange for CB Tito Paul.
 Obtained RB John Avery from Miami in exchange for WR Marcus Nash.
 Obtained a 6th-1999 (TE Desmond Clark) and a 7th-1999 (WR Billy Miller) from Washington in exchange for a 5th-1999.
 Obtained a 3rd-1999 (CB Chris Watson) and a 4th-2000 (G/T Cooper Carlisle) from Carolina in exchange for QB Jeff Lewis.

1998

Obtained a 5th-1999 (DE/LB David Bowers) from Dallas in exchange for TE Kendell Watkins.
 Obtained a 7th-1998 (T Trey Teague) from Philadelphia in exchange for a 6th-1999.
 Obtained a 2nd-1999 (DE Montae Reagor) from San Francisco in exchange for T Jamie Brown.

1997

Obtained a 3rd-1997 (G Dan Neil) from N.Y. Jets for a 3rd-1997, a 6th-1997, a 7th-1997 and a 6th-1998.
 Obtained T Tony Jones from Baltimore for a 2nd-1997.

1996

Obtained WR Todd Kinchen from St. Louis for a 5th-1997.
 Obtained RB John Avery from Miami in exchange for a 7th-1996 (P Brian Gragert) from Detroit in exchange for RB/KR Glyn Milburn.
 Obtained a 4th-1996 (S Darius Johnson), a 5th-1996 (WR Patrick Jeffers) and a 7th-1996 (RB L.T. Levine) from Carolina in exchange for a 4th-1996.

1995

Obtained a 4th-1995 (T Jamie Brown) and a 6th-1995 (RB Terrell Davis) from Minnesota in exchange for a 4th-1995.

1994

Obtained a 4th-1995 (LB Ken Brown) from L.A. Rams in exchange for QB Tommy Maddox.
 Obtained a 7th-1994 (C Tom Nalen) from N.Y. Giants in exchange for WR Arthur Marshall.
 Obtained WR Mike Pritchard and a 7th-1995 (TE Byron Chamberlain) from Atlanta in exchange for a 3rd-1994 and a 1st-1995.
 Obtained DT Ted Washington from San Francisco in exchange for a 5th-1994.
 Obtained CB Ben Smith from Philadelphia in exchange for a 3rd-1995 and a 5th-1996.

1993

Obtained T Gary Zimmerman from Minnesota in exchange for a 1st-1994, a 6th-1994 and a 2nd-1995.
 Obtained a 7th-1994 (Butler By'not'e) from Green Bay in exchange for G Doug Widell.
 Obtained a conditional draft choice from Minnesota in exchange for WR Vance Johnson.
 Obtained a 1st-1993 (Dan Williams) from Cleveland in exchange for a 1st-1993 and a 3rd-1993.
 Obtained a 3rd-1993 (Rondell Jones) from L.A. Raiders in exchange for RB Gaston Green.
 Obtained a 3rd-1993 (traded to Cleveland) and a 7th-1993 (Clarence Williams) from Atlanta in exchange for S Alton Montgomery.

1992

Obtained RB Sammie Smith from Miami in exchange for RB Bobby Humphrey.
 Obtained a 7th-1992 (Jim Johnson) and an 8th-1992 (Dietrich Lockridge) from N.Y. Jets in exchange for a 6th-1992.
 Obtained a 7th-1992 (Ron Geater) from Tampa Bay in exchange for WR Ricky Nattiel.

1991

Obtained T Harvey Salem from Detroit in exchange for a 3rd-1992.
 Obtained RB Gaston Green and a 4th-1991 (Derek Russell) from L.A. Rams for T Gerald Perry and a 12th-1991.

1990

Obtained DE David Galloway from Phoenix in exchange for an 8th-1991.
 Obtained T/C David Widell from Dallas in exchange for a 7th-1991.
 Obtained an 8th-1991 (traded to Phoenix) from Phoenix in exchange for TE David Little.
 Obtained a 10th-1990 (James Szymanski) from L.A. Raiders in exchange for an 11th-1990.
 Obtained a 1st-1990 (Jeff Davidson) from New England for a 4th-1991.

1989

Obtained DE Ron Holmes from Tampa Bay in exchange for a 4th-1990.
 Obtained DE Kevin Brooks and a 4th-1990 (Jeroy Robinson) from Dallas in exchange for a 3rd-1990.
 Obtained K David Treadwell from Phoenix in exchange for a 12th-1990.
 Obtained a 1st-1989 (Steve Atwater), a 2nd-1989 (Warren Powers) and a 5th-1989 (Darren Carrington) from Cleveland in exchange for a 1st-1989.

1988

Obtained FB Calvin Thomas from Chicago in exchange for a conditional draft choice.
 Obtained NT Shawn Knight from New Orleans in exchange for NT Ted Gregory.
 Obtained a future draft choice from Washington in exchange for RB/TE Bobby Micho.
 Obtained C Mike Ruether from Phoenix in exchange for LB Ricky Hunley.
 Obtained RB Tony Dorsett from Dallas in exchange for a 5th-1989.
 Obtained S Kip Corrington from Detroit in exchange for a conditional future draft choice.

1987

Obtained a 10th-1988 (Channing Williams) from Pittsburgh in exchange for LB Ken Woodard.
 Obtained G Stefan Humphries from Chicago in exchange for P Bryan Wagner.
 Obtained C/G Larry Lee from Miami in exchange for an 8th-1988.

1986

Obtained an 11th-1987 (Steve Roberts) and a 7th-1988 from L.A. in exchange for LB Steve Busick.
 Obtained CB Mark Haynes from N.Y. Giants in exchange for a 2nd-1986, a 6th-1986 and a 2nd-1987.

1985

Obtained TE Mike Barber from L.A. Rams in exchange for a 12th-1986.
 Obtained a 2nd-1985 (Vance Johnson) from Houston in exchange for a 2nd-1985 and a 5th-1985.
 Obtained a 6th-1986 (Orson Mobley) from Green Bay in exchange for QB Scott Brunner.

1984

Obtained a 6th-1986 (traded to N.Y. Giants) from Tampa Bay in exchange for DE Brison Manor.
 Obtained LB Ricky Hunley from Cincinnati for a 1st-1986, a 3rd-1986 and a 5th-1987.
 Obtained WR Butch Johnson from Houston in exchange for a 3rd-1985.
 Obtained WR Dave Logan from Cleveland in exchange for a 4th-1984.
 Obtained QB Scott Brunner from N.Y. Giants in exchange for a 4th-1984.
 Obtained a 4th-1984 (Randy Robbins) and a 2nd-1985 (traded to Houston) from Tampa Bay in exchange for QB Steve DeBerg.
 Obtained TE Eason Ramson from San Francisco in exchange for a 5th-1984.
 Obtained LB Stan Blinka from N.Y. Jets in exchange for a 6th-1985.

1983

Obtained a 5th-1985 (Billy Hinson) from Miami in exchange for LB Larry Evans.
 Obtained an 8th-1984 (Winford Hood) from Green Bay in exchange for DE Greg Boyd.
 Obtained QB John Elway from Baltimore in exchange for G Chris Hinton, QB Mark Herrmann and a 1st-1984.

1982

Obtained a 4th-1984 (traded to Cleveland) from New Orleans in exchange for T Kelvin Clark.
 Obtained S J.T. Thomas from Pittsburgh in exchange for an 8th-1983.
 Obtained LB Robert L. Jackson from Cleveland in exchange for a 6th-1982.
 Obtained a 1st-1982 (Gerald Willhite) and a 4th-1982 (Dan Plater) from Buffalo for a 1st-1982.

1981

Obtained QB Steve DeBerg from San Francisco in exchange for a 4th-1983.
 Obtained WR Wade Manning from Buffalo in exchange for an 8th-1982.
 Obtained a 5th-1983 from New Orleans in exchange for LB Rob Nairne.
 Obtained RB Tony Reed from Kansas City in exchange for a 3rd-1981 and a 4th-1982.

1980

Obtained WR Emery Moorehead from N.Y. Giants in exchange for an 8th-1981.
 Obtained RB Don Hardeman from Baltimore in exchange for a 12th-1980.
 Obtained CB Perry Smith from St. Louis in exchange for an 8th-1980 and a 10th-1981.
 Obtained RB Lawrence McCutcheon from L.A. Rams in exchange for a 3rd-1982.
 Obtained QB Matt Robinson from N.Y. Jets in exchange for QB Craig Penrose, a 1st-1980, a 2nd-1980.

1979

Obtained an 8th-1980 (Don Coleman) from Baltimore in exchange for P Bucky Ditts.
 Obtained a 2nd-1980 (Rulon Jones), a 5th-1980 (Laval Short) and a 3rd-1981 (traded to Kansas City) to Oakland in exchange for DE Lyle Alzado.

1978

Obtained T Tom Neville from New England in exchange for a 10th-1979.
 Obtained DB Charlie West and a 6th-1979 (Jeff McIntyre) from Detroit in exchange for TE Bill Gay.
 Obtained a 12th-1981 from Detroit in exchange for C Mike Montler.

1977

Obtained RB Jim Jensen from Dallas in exchange for a 6th-1979.
 Obtained T Andy Maurer from San Francisco in exchange for a 9th-1978.
 Obtained C Mike Montler from Buffalo in exchange for a 2nd-1979.
 Obtained DB Bernard Jackson from Cincinnati in exchange for a 3rd-1978 and a 7th-1978.
 Obtained QB Craig Morton from N.Y. Giants in exchange for QB Steve Ramsey and a 5th-1978.

1976

Obtained LB Godwin Turk from N.Y. Jets for a 5th-1977.
 Obtained T Bill Bain from Green Bay in exchange for a 3rd-1977.
 Obtained a 9th-1976 (Jim Lisko) from St. Louis in exchange for DB Jeff Severson.

1975

Obtained DB Jeff Severson from Houston in exchange for a 7th-1976.
 Obtained past and future considerations from Kansas City in exchange for TE Billy Masters.
 Obtained C Phil Olsen from L.A. Rams in exchange for WR Otto Stowe, a 3rd-1976 and a 6th-1977.
 Obtained DB Clarence Ellis from Atlanta in exchange for DB Charles Greer, WR Jerry Simmons and a 6th-1976.
 Obtained DT Greg Marx and a 5th-1975 (Stan Rogers) from Atlanta in exchange for G Larron Jackson.

1974

Obtained a 4th-1975 (Steve Taylor) from Kansas City in exchange for LB Tom Graham.
 Obtained a 10th-1975 (Hank Englehardt) from Kansas City in exchange for T Tom Drougas.
 Obtained a 3rd-1975 (QB/KS Mike Franckowiak) from N.Y. Giants in exchange for RB Joe Dawkins.
 Obtained RB Jon Keyworth from Washington in exchange for a 6th-1975 and an 11th-1975.
 Obtained DB John Rowser from Pittsburgh in exchange for a 6th-1974 and a 9th-1974.

1973

Obtained LB Ray May from Baltimore in exchange for a 3rd-1974 and an 8th-1974.
 Obtained DB Dale Hackbart from St. Louis in exchange for a 10th-1974.
 Obtained LB Bill Laskey from Baltimore in exchange for a 7th-1974.
 Obtained WR Gene Washington from Minnesota in exchange for WR Rod Sherman and a 5th-1974.

MAJOR TRADES, CONT.

1972

Obtained a 3rd-1974 (Claudie Minor) and a 6th-1974 (traded to Pittsburgh) from Cleveland in exchange for QB Don Horn.
 Obtained WR Haven Moses from Buffalo in exchange for WR Dwight Harrison.
 Obtained a 3rd-1973 (Paul Howard) from Cleveland in exchange for DE Rich Jackson.
 Obtained C Bobby Maples from Pittsburgh in exchange for a 6th-1973.
 Obtained T Rick Sharp from Pittsburgh in exchange for an 8th-1973.
 Obtained DE/T Lloyd Voss from Pittsburgh in exchange for a 5th-1973.
 Obtained QB Charley Johnson from Houston in exchange for a 3rd-1973.
 Obtained RB Eddie Ray and a 3rd-1973 (John Wood) from San Diego in exchange for DT Dave Costa.
 Obtained a 7th-1973 (John Grant) from Baltimore in exchange for TE John Mosier.
 Obtained LB Al Andrews from Buffalo in exchange for LB Dave Washington.
 Obtained a 5th-1973 (traded to Pittsburgh) from New Orleans in exchange for LB John Huard.

1971

Obtained RB Joe Dawkins from Houston in exchange for RB Dickie Post.
 Obtained G Larron Jackson and a 5th-1972 (traded to Buffalo) from Houston for DB Cleophus Johnson.
 Obtained LB Olen Underwood from Houston in exchange for OG Bob Young.
 Obtained a 5th-1972 (WR Jim Krieg) from Philadelphia in exchange for QB Pete Liske.
 Obtained RB Dickie Post from San Diego in exchange for a 2nd-1972.
 Obtained QB Steve Ramsey from New Orleans in exchange for a 4th-1972.
 Obtained T Roger Shoals from Detroit in exchange for LB Carl Cunningham.
 Obtained QB John Stofa from Miami in exchange for a 7th-1972.
 Obtained DB Butch Byrd from Buffalo in exchange for a 5th-1972.
 Obtained DB Leroy Mitchell from Houston in exchange for DB John Charles.
 Obtained DB John Charles and a 4th-1972 (LB Tom Graham) from Minnesota in exchange for WR Al Denson.
 Obtained QB Don Horn and a 1st-1972 (TE Riley Odoms) from Green Bay in exchange for DE Alden Roche and a 1st-1972.
 Obtained K Jim Turner from N.Y. Jets in exchange for K Bobby Howfield.

1970

Obtained DB Cornell Gordon from N.Y. Jets in exchange for DB Gus Hollomon.
 Obtained TE Jim Whalen from Boston in exchange for TE Tom Beer.
 Obtained DB Paul Marha from Pittsburgh in exchange for C Walter Highsmith and T Wallace Dickey.
 Obtained RB Booker Edgerson from Buffalo in exchange for a 5th-1972.
 Obtained FB Willis Crenshaw from St. Louis in exchange for a 3rd-1971.
 Obtained TE Billy Masters from Buffalo in exchange for a 5th-1971.
 Obtained an 8th-1971 (LB Tom Beard) from Houston in exchange for RB Tom Smiley.
 Obtained a 4th-1971 (DE Lyle Alzado) from Boston in exchange for K Charlie Gogolak.

1969

Obtained RB Tom Smiley from Cincinnati in exchange for WR Eric Crabtree.
 Obtained T Walt Barnes from Kansas City in exchange for an 8th-1970.

1968

Obtained a 4th-1969 (LB Mike Schnitker) from Kansas City in exchange for DT Curley Culp.
 Obtained a 3rd-1968 (T Robert Vaughan) from Kansas City in exchange for DB Goldie Sellers.
 Obtained a 4th-1968 (DB Drake Garrett) from Kansas City in exchange for RB Wendell Hayes.
 Obtained a 6th-1969 (RB Wandy Williams) from Buffalo in exchange for RB Charlie Mitchell.

1967

Obtained QB Steve Tensi from San Diego in exchange for a 1st-1968 and a 1st-1969.
 Obtained G Dick Tyson, LB Ray Schmautz and DE Rich Jackson from Oakland in exchange for WR Lionel Taylor and C Jerry Sturm.
 Obtained RB Cookie Gilchrist, QB George Wilson, G Ernie Park and DE Earl Faison from Miami in exchange for DE Dan LaRose, LB Jerry Hopkins, RB Abner Haynes and a 6th-1968.
 Obtained WR Bill Cronin from Miami in exchange for DT Ray Jacobs.
 Obtained DT Dave Costa from Buffalo in exchange for a 4th-1968.
 Obtained DT Rex Mirich and a 3rd-1967 (traded to Buffalo) from Oakland in exchange for DB Willie Brown and QB Mickey Slaughter.

1966

Obtained a 3rd-1967 (T Mike Current) and a 5th-1967 (FB Fran Lynch) from Miami in exchange for RB Cookie Gilchrist.
 Obtained LB Archie Matsos from Oakland in exchange for RB Hewritt Dixon.

1965

Obtained RB Cookie Gilchrist from Buffalo in exchange for RB Billy Joe.
 Obtained RB Abner Haynes from Kansas City in exchange for LB Jim Fraser.

1964

Obtained DT Stan Fanning and a 6th-1964 (FL Al Denson) from Oakland in exchange for RB Gene Mingo.
 Obtained QB Jacky Lee (for two years) from Houston in exchange for a 1st-1965 and DT Bud McFadin.
 Obtained LB Marv Matuszak and DB Billy Atkins from Buffalo in exchange for C Walt Cudzik.
 Obtained DT/K Dick Guesman, DE Ed Cooke, DT Charlie Janerette, G Sid Fournet and LB Jim Price from N.Y. Jets in exchange for DB Bob Zeman, LB Wahoo McDaniel, WR Gene Prebola and DT Gordy Holz.

1962

Obtained RB Bo Dickinson from Dallas in exchange for OB Carl Larpenter.
 Obtained HB Bob Scarpitto, DB Bob Zeman and OE Luther Hayes from San Diego in exchange for cash.

1960

Obtained DB Goose Gonsoulin from Dallas in exchange for FB Jack Spikes.

ALL-TIME COACHES ROSTER

A		
Dennis Allen	Defensive Coordinator	2011 (1)
Zach Azzanni	Wide Receivers	2018-21 (4)
B		
Joe Baker	Linebackers	2007 (1)
	Offensive Assistant	2008 (1)
Vernon Banks	Strength and Conditioning	1993-94 (2)
Clancy Barone	Tight Ends	2009, '11-14 (5)
	Offensive Line	2010, '15-16 (3)
Marvin Bass	Special Assistant	1982-83, '85-92 (10)
	Offensive Line	1984 (1)
Jeremy Bates	Offensive Assistant	2006 (1)
	Wide Receivers/Quarterbacks	2007 (1)
	Quarterbacks	2008 (1)
Jim Bates	Assistant Head Coach/Defense	2007 (1)
Chip Beake	Quality Control	2006 (1)
Chris Beake	Defensive Quality Control	2013 (1)
	Defensive Assistant	2014-15, '19-20 (4)
	Defensive Assistant/Defensive Line	2016-18 (3)
	Defensive Pass Game Specialist	2021 (1)
Raymond Berry	Quarterbacks	1992 (1)
Marv Braden	Special Teams	1977-80 (4)
Ronnie Bradford	Special Teams Assistant	2003 (1)
	Special Teams	2004-06 (3)
	Assistant Defensive Backs	2007 (1)
	Defensive Backs	2008 (1)
Tim Brewster	Tight Ends	2005-06 (2)
Samson Brown	Assistant Secondary	2015-16 (2)
Jacob Burney	Defensive Line	2002-04, '07-08 (5)
	Defensive Line/Ends	2005-06 (2)
Keith Burns	Special Teams Assistant	2007-12 (6)
Frank Bush	Linebackers	1995-99 (5)
	Nickel Package/Secondary	2000 (1)
	Special Teams	2001-03 (3)
C		
Rob Calabrese	Offensive Quality Control	2019-20 (2)
Troy Calhoun	Defensive Assistant	2003 (1)
	Offensive Assistant/Special Teams	2004 (1)
	Assistant to Head Coach	2005 (1)
Brian Callahan	Coaching Assistant	2011-12 (2)
	Offensive Quality Control	2011-12 (2)
	Offensive Assistant	2014 (2)
	Offensive Assistant/QBs	2015 (1)
Ken Carpenter	Assistant	1961 (1)
Rubin Carter	Assistant Defensive Line	1987-88 (2)
Jim Cason	Backfield	1960 (1)
Dwayne Chandler	Assistant Strength and Conditioning	2007-08 (2)
Barney Chavous	Assistant Strength and Conditioning	1989 (1)
	Defensive Assistant	1990-92 (3)
	Assistant Strength/Assistant Defensive Line	1993-94 (2)
	Assistant Strength/Assistant Offensive Line	1995-99 (5)
Geep Chryst	Tight Ends	2018 (2)
Tony Coaxum	Assistant Special Teams	2015-16 (2)
Max Coley	Offensive Coordinator	1972-76 (5)
Joe Collier	Defensive Backfield	1969-71 (3)
	Defensive Coordinator	1972-81 (10)
	Assistant Head Coach/Defense	1982-88 (7)
Chris Cook	Offensive Quality Control	2021 (1)
Jim Bob Cooter	Offensive Assistant	2013 (1)
Dick Coury	Wide Receivers	1972-73 (2)
Larry Coyer	Linebackers	2000-02 (3)
	Defensive Coordinator	2003-06 (4)
James Cregg	Assistant Offensive Line	2014-16 (3)
D		
Kay Dalton	Wide Receivers	1974-76 (3)
	Special Offensive Assistant	1986 (1)
Jeff Davidson	Offensive Line	2017 (1)
Joe DeCamillis	Defensive Quality Control	1991-92 (2)
	Special Teams Coordinator	2015-16 (2)
Jack Del Rio	Defensive Coordinator	2012-14 (3)
Rick Dennison	Offensive Assistant	1995-96 (2)
	Special Teams	1997-2000 (4)
	Offensive Line	2001-05, '09 (6)
	Offensive Coordinator	2006, '15-16 (3)
	Offensive Coordinator/Offensive Line	2007-08 (2)
George Dickson	Defensive Backs	1964-65 (2)
Dale Dodrill	Defensive Line	1960-63, '66 (5)
Kirk Doll	Assistant Defensive Backs	2004 (1)
	Linebackers	2005-06 (2)
Ed Donatell	Defensive Backs	1995-99, '09-10 (7)
	Defensive Coordinator	2019-21 (3)
Karl Dorrell	Wide Receivers	2000-02 (3)
Whitey Dovell	Offensive Line	1967-70, '79-80 (6)
	Special Teams/Tight Ends	1971 (1)

ALL-TIME COACHES ROSTER, CONT.

D (CONT.)		
Rod Dowhower	Offensive Coordinator	1980 (1)
	Offensive Coordinator/Wide Receivers	1981-82 (2)
George Dyer	Defensive Line	1995-2001 (7)
	Assistant to Head Coach	2002 (1)
E		
Hunter Enis	Offensive Backs	1967-71 (5)
Mike Eubanks	Assistant Strength and Conditioning	2012-17 (6)
F		
Vic Fangio	Head Coach	2019-21 (3)
Jim Fassel	Offensive Coord./Quarterbacks	1993 (1)
	Assistant Head Coach/Offensive Coordinator	1994 (1)
Jack Faulkner	Head Coach	1962-64 (3)
Frank Filchock	Head Coach	1960-61 (2)
Jedd Fisch	Wide Receivers	2008 (1)
Mo Forte	Running Backs	1988-92 (5)
	Wide Receivers	1993-94 (2)
John Fox	Head Coach	2011-14 (4)
Jerry Frei	Offensive Line	1972-75, '81-82 (6)
Leon Fuller	Defensive Backs	1994 (1)
G		
Chan Gailey	Special Teams/Tight Ends	1985-86 (2)
	Tight Ends/Receivers	1987 (1)
	Quarterbacks	1988 (1)
	Offensive Coordinator/Receivers	1989-90 (2)
Bob Gambold	Linebackers	1972-73 (2)
	Defensive Backs	1974-77 (4)
Sam Garnes	Assistant Secondary	2011-14 (4)
Adam Gase	Wide Receivers	2009-10 (2)
	Quarterbacks	2011-12 (2)
	Offensive Coordinator	2013-14 (2)
Jason George	Assistant Strength and Conditioning	2012-14 (3)
Alex Gibbs	Offensive Line	1984-87 (4)
	Assistant Head Coach/Offensive Line	1995-2003 (9)
	Offensive Consultant	2013 (1)
David Gibbs	Safeties	2001 (1)
	Secondary	2002-04 (3)
Mike Giddings	Assistant Offensive Line	1976 (1)
Gary Glick	Defensive Backs	1962 (1)
I.J. Gorman	Strength and Conditioning	1983-84 (2)
Chris Gould	Assistant Special Teams	2017-21 (5)
	Coaching Assistant	2015-16 (2)
Ken Gray	Offensive Line	1977-78 (2)
Bob Griffin	Assistant	1966 (1)
H		
John Hadl	Quarterbacks/Receivers	1983 (1)
Bo Hardegree	Quality Control-Offense	2014 (1)
Wade Harman	Tight Ends	2019-21 (3)
Bishop Harris	Running Backs	1993-94 (2)
Mike Heimerdinger	Wide Receivers	1995-99 (5)
	Assistant Head Coach	2006 (1)
	Assistant Head Coach/Quarterbacks	2007 (1)
George Henshaw	Offensive Line	1988-90 (3)
	Wide Receivers	1991 (1)
	Offensive Coordinator/Receivers	1992 (1)
Reggie Herring	Linebackers	2015-21 (7)
Mike Hiestand	Assistant to Head Coach/Defensive Quality Control	2019-20 (2)
	Assistant to Head Coach/Assistant Defensive Line Coach	2021 (1)
Renaldo Hill	Defensive Backs	2019-20 (2)
Tyler Hill	Assistant Strength and Conditioning	2018-19 (2)
Ed Hughes	Defensive Backs	1963 (1)
J		
Charlie Jackson	Defensive Assistant	2007-08 (2)
Bill Johnson	Defensive Line	2007-08 (2)
Charley Johnson	Quarterbacks	1976 (1)
Reed Johnson	Special Teams	1981 (1)
Korey Jones	Assistant Strength and Conditioning	2020-21 (2)
Stan Jones	Defensive Line	1967-71, '76-88 (18)
Vance Joseph	Head Coach	2017-18 (2)
K		
Larry Kennan	Wide Receivers	1988 (1)
Greg Knapp	Quarterbacks	2013-14 (2)
	Quarterbacks/Passing Game Coordinator	2015-16 (2)
Bill Kollar	Defensive Line	2015-21 (7)
Gary Kubiak	Offensive Coordinator/Quarterbacks	1995-2002 (8)
	Offensive Coordinator	2003-05 (3)
	Head Coach	2015-16 (2)
Klint Kubiak	Offensive Assistant/Quarterbacks	2016-18 (3)
Sean Kugler	Offensive Line - Guards/Centers	2018 (1)
Chris Kuper	Assistant Offensive Line	2019-21 (3)

L			
Loren Landow	Strength and Conditioning		2018-21 (4)
Charlie Lee	Running Backs		1981 (1)
Earl Leggett	Defensive Line		1989-90 (2)
John Levra	Offensive Line		1993-94 (2)
Mark Loecher	Assistant Strength and Conditioning		2021 (1)
Anthony Lomando	Assistant Strength and Conditioning		2012-20 (9)
Dennis Love	Assistant Strength and Conditioning		2015-16 (2)
Justin Lovett	Strength and Conditioning Assistant		2010-11 (2)
Marc Lubick	Assistant Wide Receivers		2015-16 (2)
Anthony Lynn	Assistant Special Teams		2000-02 (3)
Johnnie Lynn	Assistant Defensive Backs		2017 (1)

M			
Dick MacPherson	Defensive Backs		1967-68 (2)
	Linebackers		1969-70 (1)
Dave Magazu	Offensive Line		2011-14 (4)
Ray Malavasi	Defensive Line		1964-65 (2)
	Head Coach/Offensive Line		1966 (1)
Pete Mangurian	Tight Ends/Assistant Offensive Line		1988-90 (3)
	Offensive Line		1991-92 (2)
Jim Martin	Offensive Line		1962 (1)
Don "Wink" Martindale	Linebackers		2009 (1)
	Defensive Coordinator		2010 (1)
Mary Matuszak	Defensive Backs		1966 (1)
Richie McCabe	Defensive Backs		1978-82 (5)
T.C. McCartney	Quarterbacks		2019 (1)
Mike McCoy	Offensive Coordinator/Quarterbacks		2009 (1)
	Offensive Coordinator		2010-12, 17 (4)
Ben McDaniels	Coaching Assistant		2009 (1)
	Quarterbacks		2010 (1)
	Head Coach		2009-10 (2)
Josh McDaniels	Special Teams Assistant		2005-06 (2)
Thomas McGaughey	Special Teams Coordinator		2018-21 (4)
Tom McMahon	Defensive Assistant		1988 (1)
Pat McPherson	Offensive Assistant		1999-2002 (4)
	Quarterbacks		2003-06 (4)
	Tight Ends		2007-08 (2)
Bill Meek	Running Backs		1964 (1)
Bus Mertes	Offensive Backs		1965-66 (2)
Keith Millard	Assistant Defensive Line/Pass Rush Specialist		2003-04 (2)
Al Miller	Strength and Conditioning		1985-92 (8)
Red Miller	Offensive Line		1963-65 (3)
	Head Coach		1977-80 (4)
Ron Milus	Defensive Backs		2000-02, 11-12 (5)
Curtis Modkins	Running Backs		2018-21 (4)
Myrel Moore	Offensive Line/Special Teams		1972 (1)
	Linebackers		1973-77, 83-88 (11)
	Offensive Line		1982 (1)
Mike Munchak	Offensive Line		2019-21 (3)
Bill Musgrave	Quarterbacks/Offensive Coordinator		2017 (1)
	Offensive Coordinator		2018 (1)

N			
Pierre Ngo	Assistant Strength and Conditioning		2021 (1)
Nick Nicolau	Special Assistant		1981 (1)
	Running Backs		1982-87 (6)
Mike Nolan	Special Teams		1987 (1)
	Special Teams/Defensive Assistant		1988 (1)
	Linebackers		1989-92 (4)
	Defensive Coordinator		2009 (1)
Rex Norris	Defensive Line		1994 (1)
Wayne Nunnelly	Defensive Line		2009-11 (3)

O			
Scott O'Brien	Special Teams Coordinator		2007-08 (2)
Brock Olivo	Special Teams Coordinator		2017 (1)

P			
Fred Pagac	Outside Linebackers		2015-17 (3)
John Pagano	Outside Linebackers		2020-21 (2)
Dwain Painter	Offensive Assistant		1997 (1)
Brian Pariani	Tight Ends		1995-2004, 15-16 (12)
Babe Parilli	Quarterbacks		1977-79 (3)
Christian Parker	Defensive Backs		2021 (1)
Andre Patterson	Defensive Line/Tackles		2005-06 (2)
Roman Phifer	Assistant Linebackers		2009-10 (2)
Wade Phillips	Defensive Coordinator		1989-92, 15-16 (6)
	Head Coach		1993-94 (2)
	Wide Receivers		1977-80 (4)
Fran Polsfoot	Tight Ends/Special Teams		1981-84 (4)
Ricky Porter	Offensive Assistant		1997-98 (2)
	Assistant Strength and Conditioning		1999 (1)
Mike Priefer	Special Teams Coordinator		2009-10 (2)

R			
Dan Radakovich	Offensive Line		1983 (1)
John Ralston	Head Coach		1972-76 (5)
Justin Rascati	Offensive Quality Control		2019-21 (3)
Dan Reeves	Head Coach		1981-92 (12)
Alvin Reynolds	Assistant Defensive Backs/Quality Control		1993-94 (2)
	Defensive Assistant/Assistant Defensive Backs		1995 (1)

R (CONT.)

Ray Rhodes	Defensive Coordinator	2001-02	(2)
Harold Richardson	Special Teams	1989-90	(2)
	Special Teams/Tight Ends	1991-92	(2)
	Special Assistant to Head Coach/Offense	1993-94	(2)
	Strength and Conditioning	2012-17	(6)
Luke Richesson	Offensive Backs	1977-80	(4)
Paul Roach	Defensive Backs	2017-18	(2)
Marcus Robertson	Defensive Coordinator	1995-2000	(6)
Greg Robinson	Coaching Assistant	2009-10	(2)
Jay Rodgers	Defensive Line Control	2011	(1)
	Defensive Line	2012-14	(3)
	Special Teams Coordinator	2011-14	(4)
	Wide Receivers	1967-70	(4)
Jeff Rodgers	Defensive Assistant	2005-06	(2)
Sam Rutigliano	Offensive Assistant	2007	(1)
Jim Ryan	Linebackers	2008	(1)

S

Lou Saban	Head Coach	1967-71	(5)
Greg Saporta	Strength and Conditioning Assistant	1995-2011	(17)
Rich Scangarello	Offensive Coordinator	2019	(1)
	Wide Receivers	1984	(1)
	Offensive Coordinator	1985-87	(3)
	Quarterbacks	1989-90	(2)
	Offensive Coordinator	1991	(1)
	Head Coach	1995-2008	(14)
	Senior Analyst	2021	(1)
	Quarterbacks	2020-21	(2)
	Offensive Coordinator	2020-21	(2)
	Defensive Backs	2005-06	(2)
Bob Slowik	Defensive Coordinator/Defensive Backs	2007	(1)
	Defensive Coordinator	2008	(1)
	Defensive Assistant	2005-06	(2)
	Special Teams Assistant	2007	(1)
Ryan Slowik	Assistant Defensive Backs	2008	(1)
	Assistant Strength and Conditioning	2001-06, 17-20	(10)
	Offensive Line/Head Coach	1971	(1)
	Special Teams/Assistant Linebackers	1993-94	(2)
Cedric Smith	Special Teams	1995-96	(2)
	Linebackers	2011-14	(4)
	Defensive Assistant	1996-99	(4)
	Offensive Ends	1962-63	(2)
Mac Speedie	Offensive Ends/Head Coach	1964	(1)
	Head Coach	1965-66	(2)
Jimmy Spencer	Assistant Defensive Backs	2003, 05-06	(3)
	Defensive Backs	2004	(1)
	Outside Linebackers	2019	(1)
Brandon Staley	Defensive Line	1991-93	(3)
Ernie Stautner	Tight Ends	1993-94	(2)
Les Steckel	Assistant Offensive Line	2017	(1)
Chris Strausser	Offensive Line - Tackles	2018	(1)
Eric Stutesville	Running Backs/Head Coach	2010	(1)
	Running Backs	2011-16	(6)
	Assistant Head Coach/Running Backs	2017	(1)
	Quarterbacks	2018	(1)
Mike Sullivan	Assistant Special Teams	2013-14	(2)

T

John Teerlinck	Pass Rush Specialist	1997-2001	(5)
Tyke Tolbert	Wide Receivers	2011-17	(7)
Terry Tumey	Defensive Assistant	1999-2000	(2)
Bobby Turner	Running Backs	1995-2009	(15)
Rich Tuten	Strength and Conditioning	1995-2011	(17)

U

Cory Undlin	Defensive Quality Control	2012	(1)
Doc Ulrich	Defensive Backs	2014	(2)
	Defensive Line	1972-75	(4)
	Offensive Line	1976	(1)
	Special Teams	1984	(1)
	Tight Ends/Assistant Offensive Line	1985	(1)

W

Doak Walker	Special Assignments	1966	(1)
Charlie Waters	Special Teams	1988	(1)
	Defensive Backs	1989-92	(4)
	Defensive Coordinator	1993-94	(2)
	Defensive Assistant	2001-02	(2)
Steve Watson	Wide Receivers	2003-06	(4)
	Associate Head Coach	2007-08	(2)
	Defensive Backs	1983-88	(6)
Charlie West	Defensive Backs	2018	(1)
Greg Williams	Defensive Quality Control	2019-21	(3)
Nathaniel Williamson	Defensive Backs	2015-16	(2)
Joe Woods	Defensive Coordinator	2018	(2)

Y

Zaven Yeralian	Head Coach's Assistant	2001	(1)
John-Paul Young	Linebackers	1993-94	(2)

Z

Emily Zaler	Player Performance Assistant	2020-21	(2)
Bob Zeman	Linebackers	1978-82	(5)

BRONCOS ALL-TIME ROSTER

List includes players who spent time on the active roster/injured reserve during the regular or postseason. **Current players in bold.**
 † Indicates player was signed during 1987 strike, and played only during that three-game span as a replacement player
 * Indicates information is incomplete; does not include starts for seasons prior to 1968

A								
No.	Name	Pos.	Hgt.	Wgt.	College	GP	GS	Years
21	Hamza Abdullah	S	6-2	213	Washington State	24	8	2005-08
81	Bob Adams	TE	6-2	225	Pacific	2	0	1975
12/81	Charlie Adams	WR	6-2	190	Hofstra	2	0	2003-06
20	Mike Adams	S	5-11	200	Delaware	32	23	2012-13
95	Sam Adams	DT	6-3	350	Texas A&M	11	11	1977
73	Scott Adams	T	6-3	315	Georgia	0	0	1997
60	Kenneth M. Adamson	TE	6-2	235	Notre Dame	32	N/A	1960-62
95	McTelvin Agim	DL	6-3	309	Arkansas	17	0	2020-21
57	Allen Aldridge	LB	6-1	245	Houston	64	45	1994-97
68	Steve Alexakos	G	6-2	260	San Jose State	8	1	1970
58	Elijah Alexander	LB	6-2	230	Kansas State	41	24	1993-95
48	Jeff Alexander	RB	6-0	232	Southern	21	6	1989-92
58	Kevin Alexander	LB	6-0	265	Texas	1	0	2010
69	P.J. Alexander	T	6-4	297	Syracuse	16	0	2003-05, '07
80	Ray Alexander	WR	6-4	195	Florida A&M	8	0	1984
45	Roc Alexander	CB	5-10	190	Washington	26	1	2004-05
82	Stephen Alexander	TE	6-4	250	Oklahoma	32	29	2005-07
25	Ted Aflen	RB	6-0	195	Springfield College	4	0	1969
7	Brandon Allen	QB	6-0	209	Arkansas	3	3	2019
24	Donald R. Allen	RB	6-0	200	Texas	10	N/A	1960
22	Elihu (Buddy) Allen	HB	5-11	193	Utah State	1	0	1961
57	Ly Allert	LB	6-2	233	Texas	1	0	1990
73	Henry Allison	T	6-3	255	San Diego State	3	0	1977
62	Vaughn S. (Buddy) Alliston	LB	6-0	218	Mississippi	11	N/A	1960
94	Luis Almanzar	DT	6-3	295	Southwest Missouri State	0	0	2003
25	Anthony Alridge	RB	5-9	185	Houston	0	0	2008
22	Lyle Alzado	DT	6-0	255	Yankton College	99	96	1977-80
73	David R. Ames	HB	6-0	185	Richmond	7	0	1961
76	Calvin Anderson	T	6-5	300	Texas	27	5	2019-21
22	C.J. Anderson	RB	5-8	224	California	58	36	2013-17
11	Bobby Anderson	HB	6-0	208	Colorado	48	22	1970-73
23	Marques Anderson	S	5-11	210	UCLA	6	0	2005
88	Mike Anderson	RB	6-0	230	Utah	74	51	2000-05
33	Willie "Flipper" Anderson	WR	5-11	175	UCLA	4	0	1997
83	Zaire Anderson	ILB	6-1	220	Nebraska	32	3	2015-17
86	Mitch Andrews	TE	6-2	239	Louisian State	8	3	1967
84	Lou Andrus	LB	6-6	230	Brigham Young	8	N/A	1967
91	Kenny Anunike	DE	6-5	275	Duke	3	0	2015
92	Lester Archambeau	DE	6-5	275	Stanford	3	0	2000
83	Justin Armour	WR	6-4	210	Stanford	8	0	1998
24	Otis Armstrong	RB	5-10	196	Purdue	96	58	1973-80
65	LeFrancis Arnold	G/C	6-3	245	Oregon	2	0	1974
73	Mike Aske	T	6-1	260	Stanford	4	0	1973
28	Billy Atkins	DB	6-1	196	Auburn	3	N/A	1964
74	Frank Atkinson	DE	6-3	240	Stanford	3	N/A	1964
47	George Atkinson	S	6-0	180	Morris Brown	6	0	1979
97	Jeremiah Attaochu	OLB	6-3	252	Georgia Tech	25	10	2019-20
27	Steve Atwater	S	6-3	217	Arkansas	155	155	1989-98
76	Marvin Austin Jr.	DT	6-5	312	North Carolina	15	0	2014
32	John Avery	G	6-2	190	Mississippi	7	0	1999
67	John Ayers	T	6-5	258	West Texas State	7	5	1987
56/91	Robert Ayers	OLB/DE	6-3	274	Tennessee	72	27	2009-13
B								
56/65	Jay Bachman	C	6-3	250	Cincinnati	45	1	1968-71
97	Joss Bailey	LB	6-3	232	Georgia	6	6	2008
24	Champ Bailey	CB	6-0	192	Georgia	135	132	2004-13
75	Quinn Bailey	QB	6-6	323	Arizona State	6	0	2019-21
75	Bill Bain	T	6-4	279	Southern California	15	14	1976-1978
75	Chris Baker	DL	6-2	329	Hampton	1	0	2009
6	Jason Baker	T	6-2	205	Iowa	4	0	2004
74	Jerry Baker	RB	5-9	237	Tulane	5	0	1963
35	Lance Ball	RB	5-9	224	Maryland	41	0	2010-12
28	Montee Ball	RB	5-10	215	Wisconsin	21	3	2013-14
79	Chris Banks	G	6-1	300	Kansas	20	1	1998-99
97	Justin Bannan	DL	6-3	310	Colorado	32	32	2010, '12
85	Mike Barber	TE	6-3	235	Louisiana Tech	10	1	1985
73	Allen Barbre	G	6-4	310	Missouri Southern	16	4	2017
62	Ernie Barnes	G	6-3	247	North Carolina Central	25	N/A	1963-64
73	Walter Barnes	DE	6-2	245	Nebraska	19	0	1963-71
86	Dean Barnett	TE	6-2	226	Nevada-Las Vegas	8	0	2003
36	Josh Barrett	S	6-2	225	Arizona State	20	3	1989-99
50/48	Shaquil Barrett	LB	6-2	250	Colorado State	61	15	2014-18
42	Mark Barron	ILB	6-2	230	Alabama	0	0	2020
57	Lamin Barrow	LB	6-1	237	Louisiana State	16	1	2014
42	Odell Barry	HB	5-10	180	Findlay	26	N/A	1964-65
52	Connor Barth	K	5-11	200	North Carolina	5	0	2014
54	James Barton	LB	6-3	260	Marshall	28	N/A	1961-62
84	Rick Baska	LB	6-3	225	UCLA	18	0	1976-77
46	Norman Bass	DB	6-3	210	Pacific	1	0	1964
34	Essang Bassey	CB	5-10	190	Wake Forest	13	3	2020-21
67	D'Anthony Battiste	DL	6-4	314	Louisiana at Lafayette	5	0	2010
41	De'Vante Bausby	OLB	6-2	190	Pittsburg State	15	5	2019-20
68	Zane Beadles	G/T	6-4	305	Utah	64	62	2010-13
64	Scott Beavers	T	6-6	277	Georgia Tech	6	2	1990
87	Andrew Beck	FB/TE	6-3	265	Texas	36	6	2019-21
87	Jordan Beck	LB	6-2	233	Cal Poly/SLO	11	0	2007
85	Tom Beer	TE	6-4	235	Houston	37	*21	1967-69
56	Dave Behrman	C	6-5	260	Michigan State	11	N/A	1967
73	Kevin Belcher†	T	6-5	280	Wisconsin	1	1	1987
20	Henry Bell	HB	5-10	210	No college	10	N/A	1960
34	Joshua Bell	CB	5-11	177	Baylor	9	5	2008

Staff/Coaching Players/Seasons/Retirement 2021 Season History/Results Year-by-Year Stats Postseason Records Honors Miscellaneous

BRONCOS ALL-TIME ROSTER, CONT.

No.	Name	Pos.	Hgt.	Wgt.	College	GP	GS	Years
35	Ken Bell	RB/WR	5-10	190	Boston College	59	1	1986-89
20/30	Mike Bell	RB	6-0	225	Arizona	20	3	2006-07
26/21	Tatum Bell	RB	5-11	213	Oklahoma State	49	17	2004-06, '08
32	LeVante Bellamy	RB	5-9	190	Western Michigan	5	0	2020
3	Scott Bentley	P/K	6-0	203	Florida State	2	0	1997, 2000
17	Mitch Berger	P	6-4	228	Colorado	10	0	2009
43	Frank Bernardi	QB	6-9	181	Colorado	6	N/A	1960
74	Lee Bernick	QB	6-2	250	Wisconsin	28	N/A	1965-66
33	Rod Bernstine	RB	6-3	238	Texas A&M	21	21	1993-95
92	Bertrand Berry	DE	6-3	250	Notre Dame	46	19	2001-03
11	Steve Beuerlein	QB	6-3	220	Notre Dame	12	5	2001-03
35	Kapri Bibbs	RB	5-11	203	Colorado State	13	0	2014-16
40	Keishawn Bierria	ILB	6-1	223	Washington	20	0	2018-19
54	David Binn	LS	6-3	289	California	0	0	2011
77	Larry Birdine	DE	6-3	266	Oklahoma	0	0	2007
54	Keith Bishop	C/G	6-3	260	Baylor	129	87	1980-89
64	Philip Blake	C/G	6-3	310	Baylor	0	0	2012
32	Dré Bly	CB	5-10	188	North Carolina	32	32	2007-08
46	Jacob Bobenmoyer	LS	6-2	235	Northern Colorado	33	0	2020-21
24	Tony Boddie	RB	5-11	195	Montana State	6	0	1986-87
31	Omar Bolden	CB/S	5-10	195	Arizona State	56	1	2012-15
72	Garrett Bolles	T	6-3	300	Utah	77	77	2020-21
83	Melvin Bonner	WR	6-3	207	Baylor	4	0	1993
23	Devontae Booker	RB	5-11	219	Utah	61	6	2016-19
26	Mike Boone	RB	5-10	206	Cincinnati	8	0	2021
21	A.J. Bouye	CB	6-0	191	Central Florida	7	7	2020
89	Gordon Bowdell	WR	6-2	203	Michigan State	2	0	1971
52	David Bowers	LB	6-2	255	Western Illinois	16	0	1999
50	Walt Bowyer	LB	6-4	212	Arizona State	61	17	1983-84, '00
30	Corey Boyd	RB	6-1	218	South Carolina	1	0	2008
77	Greg Boyd	DE	6-6	274	San Diego State	40	0	1980-82
52	Greg Bracelin	LB	6-1	214	California	12	0	1980
23	Ronnie Bradford	DB	5-10	188	Colorado	26	3	1993-95
51	Nigel Bradham	ILB	6-2	241	Florida State	1	0	2020
24	Phil Brady	S	6-3	210	Brigham Young	4	0	1969
56	John Bramlett	LB	6-1	220	Memphis State	28	N/A	1965-66
26	Brandon Brantley	QB	6-2	224	Nevada-Las Vegas	63	12	2002-03
3	Tom Brandstater	QB	6-5	223	Fresno State	0	0	2009
32	Melvin Bratton	RB	6-1	225	Miami (Fla.)	32	6	1989-90
34	Tyrone Braxton	DB	5-11	190	North Dakota State	165	132	1987-93, '95-99
19	Don Breaux	QB	6-1	205	McNeese State	9	N/A	1963
76	Bob Breitenstein	T	6-3	265	Tulsa	30	N/A	1965-67
7	Sam Brenner	C	6-2	310	Utah	0	0	2015
46	Aaron Brewer	LS	6-5	230	San Diego State	64	0	2012-15
26	Chris Brewer	RB	6-1	204	Arizona	14	0	1984
5	Teddy Bridgewater	QB	6-2	215	Louisville	13	14	2021
53	Diyral Briggs	LB	6-4	230	Bowling Green	1	0	2010
15	Marlin Briscoe	QB	5-11	178	Omaha	11	5	1968
6	Bummy Brister	QB	6-3	205	Northeast Louisiana	10	4	1997-99
22	Tramaine Brock	CB	6-0	188	Belhaven College	12	5	2018
71	Blake Brockermeyer	T	6-4	295	Texas	32	3	2002-03
36	John W. (Red) Brodnax	FB	6-0	208	Louisiana State	14	N/A	1960
11	Jeff Brohm	QB	6-1	205	Louisville	0	0	1999
57	Keith Brooking	LB	6-2	240	Georgia Tech	16	14	2012
56	Michael Brooks	LB	6-1	236	Louisiana State	89	64	1987-92
85	Robert Brooks	WR	6-0	173	South Carolina	4	0	2000
50	Fred Broussard	C	6-3	235	Texas A&M	1	0	1960
29	Andre Brown	RB	6-0	224	North Carolina State	2	0	2010
89	Boyd Brown	TE	6-2	274	Alcorn State	40	0	1974-76
89	Clay Brown	TE	6-3	253	Brigham Young	3	0	1983
98	Courtney Brown	DE	6-4	285	Penn State	14	13	2005-06
73	Cyron Brown	DE	6-5	275	Western Illinois	11	0	1998-99
26	Eric Brown	S	6-0	210	Mississippi State	53	52	1998-2001
19	Fred Brown	WR	6-1	195	Mississippi State	14	1	2019-20
34/46	Hardy Brown	LB	6-0	193	Tulsa	13	N/A	1960
70	Jamie Brown	T	6-8	320	Florida A&M	29	4	1995-97
17	John Brown	WR	5-11	178	Pittsburg St.	2	0	2021
55	Ken Brown	LB	6-1	235	Virginia Tech	5	0	1995
55	Ken Brown	C	6-1	245	New Mexico	16	0	1979
82	Laron Brown†	WR	5-9	172	Texas	3	1	1987
15	Marion Brown	WR	6-5	214	Georgia	0	0	2016
24	Willie Brown	LB	6-1	195	Grambling	50	N/A	1963-66
56	Baron Browning	DB	6-3	240	Ohio State	14	9	2021
64/68/72	Sam Bruno	QB	6-2	270	Northern Colorado	60	*32	1966-71
30	David Brunson	WR	6-11	180	Colorado	13	0	1980
30	David Bruton Jr.	S	6-2	217	Notre Dame	104	8	2009-15
64	Billy Bryan	C	6-2	251	Duke	153	151	1977-88
79/95	Steve Bryan	DE/LB	6-2	256	Oklahoma	12	3	1987-88
28	Correll Buckhalter	RB	6-0	223	Nebraska	29	7	2009-10
27	Terrell Buckley	CB	5-9	176	Florida State	16	16	2000
80	Tom Buckman	T	6-4	230	Texas A&M	7	1	1969
33	Fred Bukala	FB	6-11	305	Kansas	14	N/A	1960
77	Brodrick Bunkley	DE	6-2	306	Florida State	16	13	2011
60	Joe Burch	C	6-2	280	Texas Southern	0	0	1994
21	Bobby Burnett	RB	6-3	210	Arkansas	3	0	1969
56/55/51	Keith Burns	LB	6-2	235	Oklahoma State	166	3	94-98, 00-03, 05-06
41	George Burrell	S	5-10	180	Pennsylvania	14	7	1969
19	Isaiah Burse	WR	5-10	187	Fresno State	12	0	2014
89	Anthony Burton	DT	6-2	318	Temple	10	0	2005-07
20	Josh Bush	S	6-1	205	Wake Forest	10	1	2014-15
36	Rafael Bush	S	5-11	200	South Carolina State	6	0	2011
58	Steve Busick	LB	6-4	227	Southern California	73	47	1981-85
21/22	Gerry Bussell	DB	6-0	190	Georgia Tech	6	N/A	1965
51	Bill Butler	LB	6-4	226	Cal State-Northridge	14	0	1970
80	Jake Butt	TE	6-6	250	Michigan	8	4	2017-20
28	Butler By not'e	CB	6-9	190	Ohio State	9	0	1964
63	Jeff Byers	QB	6-4	301	Southern California	10	0	2010
24	George (Butch) Byrd	DB	6-0	211	Boston University	14	0	1971



C									
No.	Name	Pos.	Hgt.	Wgt.	College	GP	GS	Years	
59	Glenn Cadrez	LB	6-3	240	Houston	30	40	1995-2000	
17/12	Andre Caldwell	WR	6-0	200	Florida	54	4	2012-15	
28	Scott Caldwell†	RB	5-10	196	Texas-Arlington	3	1	1987	
53	Austin Calitro	ILB	6-0	240	Villanova	13	0	2020	
29	Bryce Callahan	CB	5-9	188	Rice	21	16	2019-21	
79	Carter Campbell	DE	6-4	240	Weber State	14	2	1971	
86	Jeff Campbell	WR	5-8	167	Colorado	16	1	1984	
86	Mark Campbell	DT	6-1	290	Florida	0	0	1986	
35	Larry Canfield	FB	6-2	233	Wisconsin	48	0	1978-81	
38	Steve Cargile	S	6-2	210	Columbia	15	0	2006-07	
80	James Casey	TE/FB	6-3	240	Rice	3	0	2015	
99	Jurrell Casey	DL	6-1	305	Southern California	3	3	2020	
65	Cooper Carlisle	G	6-5	295	Florida	95	38	2000-06	
40	Albert R. Carmichael	HB	6-1	200	Southern California	16	N/A	1960-81	
40	Paul Carmichael	DE	6-0	200	El Camino J.C.	3	N/A	1965	
86	Don Carothers	F	6-5	225	Bradley	3	N/A	1960	
89	Kenneth L. Carpenter	E	6-0	195	Oregon State	6	N/A	1960	
92	Alphonso Carreker	DE	6-6	268	Florida State	22	17	1989-91	
29	Darren Carrington	CB	6-2	200	Northern Arizona	16	0	1989	
90	Paul Carrington	DE	6-7	250	Central Florida	0	0	2007	
89/77	Dwayne Carswell	TE/OL	6-3	260	Liberty	163	82	1994-2005	
40	Dale Carter	CB	6-1	188	Tennessee	14	14	1999	
20	Jamal Carter	S	6-1	215	Miami (Fla.)	16	0	2017-19	
28/38	Quinton Carter	S	6-1	200	Miami (Fla.)	30	10	2011-14	
68	Rubin Carter	DT	6-0	256	Miami (Fla.)	166	151	1975-86	
25/32	Tony Carter	CB	5-9	175	Florida State	40	3	2009, '11-14	
37	Tony Carter	FB	6-0	235	Minnesota	16	6	2001	
51	Tim Casey	LB	6-1	225	Oregon	2	0	1969	
66	John Cash	F	6-3	240	Allen	28	N/A	1961-82	
45	Tom Cassese	DB	5-9	198	C.W. Post	14	N/A	1967	
40	Jeremiah Castille	LB	5-10	175	Alabama	27	15	1987-88	
40	Grady Cavness	CB	5-11	187	Texas-El Paso	14	14	1969	
86	Byron Chamberlain	TE	6-1	242	Wayne State (Neb.)	73	0	1995-2000	
28	Jamaal Charles	RB	6-1	215	Texas	14	0	2017	
83	Orson Charles	TE/FB	6-3	257	Georgia	0	0	2019	
99	Barney Chavous	DE	6-3	252	South Carolina State	182	177	1973-85	
99	Anthony Chickillo	OLB	6-3	255	Miami (Fla.)	11	0	2020	
15	Nax Chobanian	QB	6-3	215	Cal State-Northridge	14	N/A	1966	
55	Gray Chubb	OLB	6-4	275	North Carolina State	41	41	2018-21	
54/55	Patrick Chukwurah	LB	6-1	240	Wyoming	42	0	2003-06	
78	Tom Cichowski	T	6-4	250	Maryland	13	0	1967-68	
54	Ralph Cindrich	LB	6-1	228	Pittsburgh	1	0	1974	
70	Tyson Clabo	G	6-6	314	Wake Forest	0	0	2004	
78	Ryan Clady		6-6	325	Boise State	98	98	2008-15	
19/86	Brian Clark	WR	6-6	204	North Carolina State	10	0	2006-07	
70	Brian Clark	T	6-6	260	Clemson	0	0	1982	
75	Chris Clark	T	6-5	305	Southern Mississippi	69	27	2010-14	
47	Darius Clark	S	5-10	210	Duke	7	0	2000-01	
43	Derrick Clark	RB	6-1	235	Evangel College	16	4	1994	
88	Desmond Clark	TE	6-3	255	Wake Forest	41	6	1999-2001	
20/27	Kevin Clark†	DB	5-10	185	San Jose State	26	3	1987-88, 90-91	
73	Kelvin Clark	T	6-3	260	Nebraska	45	8	1979-81	
93	Nic Clemons	DT	6-5	300	Georgia	10	0	2009	
15	Mike Clement†	K	5-11	191	Houston	3	0	1987	
16	Tyrie Cleveland	WR	6-2	205	Florida	17	0	2020-21	
32	Ha Ha Clinton-Dix	S	6-1	208	Alabama	0	0	2021	
85	Daniel Coats	TE	6-3	264	Brigham Young	4	0	2010	
34	Cedric Cobbs	RB	6-0	227	Arkansas	2	0	2006	
26	Don Coffey	F	6-4	190	Memphis State	2	N/A	1963	
48	George Coghill	CB	6-0	210	Wake Forest	54	5	1998-2001	
48	Keary Colbert	WR	6-0	205	Southern California	2	0	2008	
84/81	Chris Cole	WR	6-0	195	Texas A&M	35	2	2000-03	
34	Marquice Cole	RB	5-10	195	Northwestern	0	0	2013	
46/21	KaRon Coleman	CB	5-7	198	Stephen F. Austin	15	0	2000-02	
92/95	Marco Coleman	DE	6-3	270	Georgia Tech	23	16	2004-05	
76	Steve Coleman	DE	6-5	252	Delaware State	2	0	1974	
69	Tonyolorito	NT	6-5	260	Southern California	15	0	1986	
4	Britton Colquitt	P	6-3	204	Tennessee	96	0	2009-15	
39	Dwren Comeaux	P	6-1	227	Arizona State	60	0	1982-86	
80	Ed Cooke	DE	6-4	250	Maryland	28	N/A	1964-65	
81	Andre Cooper	WR	6-2	210	Florida State	10	1	1999-2000	
53	Jonathan Cooper	OLB	6-4	257	Ohio State	16	5	2021	
63	Mark Cooper	G/T	6-5	270	Miami (Fla.)	53	12	1983-87	
71	Paul Cornick	S	6-0	310	North Dakota State	12	6	2014	
29	Kip Corrington	S	6-0	175	Texas A&M	32	1	1989-90	
29	Quan Cosby	WR	6-5	189	Texas	10	0	2011	
63	Dave Costa	DT	6-2	250	Utah	70	*56	1967-71	
66	Bill Cottrell	G	6-4	255	Delaware Valley	11	0	1972	
40	Curome Cox	S	6-1	204	Maryland	36	5	2005-07	
35	Jeremy Cox	RB	6-0	226	Old Dominion	7	1	2020	
66/77	Larry Cox	DT	6-3	255	Abilene Christian	33	*0	1966-68	
32	Perrish Cox	CB	6-0	198	Oklahoma State	15	9	2010	
11	Eric Crabbe	FB	6-0	195	Pittsburgh	42	*14	1966-68	
68	Dwain Cracraft	WR	6-0	198	Washington State	8	0	2018	
68	Gary Crane	LB	6-5	230	Arkansas State	6	0	1969	
21	Su'a Cravens	S	6-1	198	Southern California	5	0	2018	
29	Aaron Craver	RB	5-11	217	Fresno State	31	27	1995-96	
33	Willis Crenshaw	FB	6-2	230	Kansas State	12	12	1970	
93	Jared Crick	DE	6-4	285	Nebraska	16	15	2016-17	
53/78	Ken Criter	OLB	6-1	225	Wisconsin	75	15	1969-74	
21	Damon Crockett	RB	5-11	225	Missouri	12	0	2021	
39	Ray Crockett	CB	5-10	184	Baylor	106	104	1994-2000	
51	Mike Croel	LB	6-3	231	Nebraska	58	54	1991-94	
96	Tim Crowder	DE	6-4	275	Texas	19	1	2007-08	
54	Ed Cummings	LB	6-3	232	Stanford	14	N/A	1965	
50	Carl Cunningham	LB	6-4	230	Houston	55	*42	1967-70	
74	Mike Current	T	6-5	274	Ohio State	118	*105	1967-75	
57	Scott Curtis	LB	6-1	230	New Hampshire	25	1	1989-90	
79	Lloyd Cushenberry III	C	6-4	315	Louisiana State	32	32	2020-21	
6	Jay Cutler	QB	6-3	233	Vanderbilt	37	37	2006-08	

BRONCOS ALL-TIME ROSTER, CONT.

D								
No.	Name	Pos.	Hgt.	Wgt.	College	GP	GS	Years
94	Lional Dalton	DT	6-2	309	Eastern Michigan	16	13	2002
5	Brad Dalujo	K	6-2	207	UCLA	16	0	1992
75	Wilton V. Danenhauer	T	6-5	245	Pittsburg State	79	N/A	1960-65
76	William A. Danenhauer	F	6-4	245	Emporia College	4	N/A	1960
76	Owen Daniels	TE	6-4	245	Wisconsin	16	16	1960
64	Stanley Daniels	OL	6-4	320	Washington	7	4	2015
21	Ronald Darby	CB	5-11	193	Florida State	11	11	2010
51	Stan David†	LB	6-3	211	Texas Tech	0	0	1987
62	Jeff Davidson	G/T	6-5	309	Ohio State	44	30	1990-92
54	Andra Davis	ILB	6-1	251	Florida	16	13	2009
4	Austin Davis	QB	6-2	221	Southern Mississippi	0	0	2016
17	Britt Davis	WR	6-3	205	Northern Illinois	3	0	2010
54	C.J. Davis	C/G	6-2	308	Pittsburgh	7	0	2012
32	Dick Davis	RB	5-11	215	Nebraska	2	0	1970
96	Dorsett Davis	DT	6-5	305	Mississippi State	14	0	2002-04
25	Eric Davis	CB	5-11	185	Jacksonville State	16	0	2001
62	Jack Davis	T	6-2	235	Arizona	2	N/A	1960
78	Marvin Davis	DT	6-4	252	Wichita State	1	N/A	1966
30	Terrell Davis	RB	5-11	210	Georgia	78	77	1995-2002
51	Todd Davis	ILB	6-1	230	Sacramento State	82	63	2014-19
80	Vernon Davis	TE	6-3	250	Maryland	9	4	2015
38	Brian Dawkins	S	6-2	210	Clensyn	41	39	2009-11
33	Joe Dawkins	RB	6-0	223	Wisconsin	36	19	1971-73
20	Duke Dawson Jr.	CB	5-10	198	Florida	26	4	2019-20
84	Albert E. Day	T	6-2	216	Eastern Michigan	14	N/A	1960
55	Dillon Day	C	6-4	299	Mississippi State	0	0	2017
33	Ron Dayne	RB	5-10	245	Wisconsin	10	0	2005
17	Steve DeBerg	QB	6-3	205	San Jose State	33	11	1981-83
87	Eric Decker	WR	6-3	214	Minnesota	62	44	2010-13
39	Robert Delpino	RB	6-0	210	Missouri	16	3	1993
88	Rick Denison	LB	6-2	220	Colorado State	128	52	1982-90
38	Al Denson	LB	6-2	208	Florida A&M	91	*34	1964-70
83	A.J. Derby	TE	6-5	255	Arkansas	15	4	2016-17
14	Todd Devoe	WR	6-2	198	Central Missouri State	15	0	2005-06
65	John Denvir	G	6-4	245	Colorado	11	N/A	1962
63	David Diaz-Infante	G/C	6-3	295	San Jose State	51	9	1996-98, '01
71	Wallace Dickey	TE	6-3	260	Southwest Texas State	22	0	1968-69
35	Richard L. (Bo) Dickinson	F	6-2	220	Southern Mississippi	20	N/A	1962-63
64	J.J. Dielman	G	6-9	309	Utah	0	0	2017
10	Doug (Bucky) DiIts	WR	5-9	185	Georgia	30	0	1977-78
29	Charles Dimry	CB	6-0	176	Nevada-Las Vegas	44	18	1991-93
2	Joe DiVito	QB	6-2	205	Boston College	3	0	1968
30	Hewritt Dixon	FB/TE	6-1	230	Florida A&M	33	N/A	1963-65
9	Riley Dixon	P	6-4	221	Syracuse	32	0	2016-17
31	Zachary Dixon	RB	6-0	203	Temple	5	0	1979
33	Dedrick Dodge	S	6-2	187	Florida State	16	1	1997
59	Kirk Dodge†	LB	6-1	231	Nevada-Las Vegas	3	1	1987
33	Chris Doring	WR	6-1	195	Wake Forest	3	0	1999-2000
82	Chris Dolbin	WR	5-10	180	Wake Forest	62	32	1975-79
49	Matt Dominguez	TE/WR	6-2	219	Sam Houston State	12	0	2001
76	Tom Domres	DT	6-3	260	Wisconsin	16	8	1971-72
54	Mitch Donahue	LB	6-2	254	Wyoming	16	0	1993-94
59	Vontarrius Dora	OLB	6-4	256	Louisiana Tech	1	0	2016
33	Tony Dorsett	RB	5-11	192	Pittsburgh	16	13	1988-89
37	Lorenzo Doss	CB	5-11	187	Tulane	15	0	2015-17
7	Demar Dotson	T	6-9	315	Southern Mississippi	8	8	2020
48	Gary Downs	RB	6-1	212	North Carolina State	2	0	1965
14	Richard A. (Skip) Doyle	HB	6-0	193	Ohio State	6	N/A	1960
81	Joel Dreessen	TE	6-4	245	Colorado State	29	15	2012-13
9	Jeff Driskel	QB	6-4	235	Louisiana Tech	3	1	2020
99	Shane Dronett	DE	6-6	288	Texas	61	35	1992-95
76	Tom Drougas	T	6-4	257	Oregon	3	0	1974
34	Reuben Droughns	RB	5-11	207	Oregon	47	18	2002-04
97	Darren Drozdov	DT	6-3	281	Maryland	6	2	1993-94
32	Joe Dudick†	RB	6-5	200	Plymouth State	2	2	1987
84	Wesley Duke	TE	6-5	225	Mercer	3	0	2005
92	Elvis Dumervil	OLB/DE	5-11	248	Louisville	91	75	2006-12
4	Rick Duncan	K	6-0	208	Eastern Montana	2	0	1967
21	Myron Dupree	CB	5-11	180	North Carolina Central	16	0	1983
55	Pete Duranko	DE	6-2	250	Notre Dame	98	76	1967-74
2	Zac Dysert	QB	6-3	221	Miami (Ohio)	0	0	2013
E								
91	Kasim Edebali	OLB	6-2	253	Boston College	9	0	2017
24	Booker Edgersson	CB	5-10	183	Western Illinois	6	0	1970
85	Ron Egloff	TE	6-5	230	Wisconsin	93	25	1977-83
91	Ebenezer Ekuban	DE	6-4	275	North Carolina	46	29	2005-08
62	Jason Elam	K	N/A	195	Hawaii	236	0	1993-2007
62	Jim Efrin†	LB	5-11	N/A	Colorado State	0	0	1961
7	Luther Ellis	P/K	6-5	218	Utah	8	0	2004
94	John Elway	QB	6-3	215	Stanford	234	231	1983-98
89	John Embree	WR	6-4	194	Compton J.C.	20	6	1969-70
60	John Engelberger	DE	6-4	260	Virginia Tech	61	22	2005-08
14	George Hunter-Engis	QB	6-2	195	Texas Christian	4	N/A	1962
88	Pat Epperson	E	6-3	225	Adams State	9	N/A	1960
53	Tom Erlandson	LB	6-3	235	Washington State	34	N/A	1962-65
16	Mike Ernst	QB	6-1	190	Cal State-Fullerton	1	0	1972
3	Paul Ernest	P/K	6-0	217	Northern Arizona	18	0	2005-07
46	Terry Erwin	HB	6-0	207	Boston College	9	2	1968
67	Greg Eslinger	C	6-3	290	Minnesota	0	0	2006-07
40	Jay Dale Evans	HB	6-3	210	Kansas State	5	N/A	1961
88	Jerry Evans	TE	6-4	250	Toledo	44	15	1993-95
56	Larry Evans	LB	6-2	216	Mississippi College	101	41	1976-82
35	Blake Ezor	RB	5-9	181	Michigan State	9	0	1990



F

74	Nico Falah	G/C	6-4	301	Southern California	0	0	2018
86	Stash Fanning	DE	6-7	270	Idaho	7	N/A	1964
87	Noah Fant	TE	6-4	249	Iowa	47	41	2019-21
44	Miller Farr	DB	6-1	190	Wichita State	7	N/A	1965
63	Sean Farrell	G	6-3	260	Penn State	10	4	1990-91
39	Rojesterman Farris	CB	5-11	180	Hawaii	1	0	2021
68	Mario Fatafehi	DT	6-2	300	Kansas State	32	25	2003-04
86	Daniel Felts	TE	6-4	252	Cal-Davis	16	15	2011
53	James Ferentz	C	6-2	285	Iowa	21	0	2016-16
52	Nick Ferguson	S	5-11	201	Georgia Tech	69	44	2003-07
85	Chafie Fields	WR	6-1	200	Penn State	0	0	2000
91	Ronald Fields	DL	6-2	314	Mississippi State	32	16	2009-10
37	Steve Fitzhugh†	DB	5-11	188	Miami (Ohio)	3	1	1987
5	Joe Flacco	QB	6-6	245	Delaware	8	8	2019
73	Cam Fleming	E	5-9	320	Stanford	5	4	2021
20	Billy Ray Fletcher	F	6-5	190	Memphis State	1	N/A	1966
73	Simon Fletcher	LB/DE	6-5	240	Houston	172	143	1985-95
61	Eric Floyd	OL	6-5	310	Auburn	0	0	1995
43	Steve Foley	DB	6-2	190	Tulane	150	135	1976-86
32	Garrett Ford	FB	6-2	230	West Virginia	14	3	1968
12	Mike Ford	CB	6-0	198	Southeast Missouri State	13	0	2021
57	Fred Forsberg	LB	6-1	235	Washington	53	40	1968-73
20	Justin Forsett	RB	5-9	195	California	4	3	2016
62	George Foster	T	6-5	238	Georgia	49	45	2003-06
16	Bennie Fowler	WR	5-9	212	Michigan State	45	5	1977
39	Vernon Fox	S	5-10	206	Fresno State	12	3	2008-09
22	Domonique Foxworth	CB	5-11	180	Maryland	46	18	2005-07
84	Jason Fránci	E	6-1	210	Cal-Santa Barbara	10	N/A	1966
74	Orlando Franklin	T/G	6-7	320	Miami	63	63	2011-14
31	Mike Francowiak	RB	6-3	220	Central Michigan	28	1	1975-76
51/52	Jim Fraser	LB/P	6-3	236	Wisconsin	42	N/A	1962-64
42	Al Frazier	HB	5-11	180	Florida A&M	31	0	1961-63
62	Mike Freeman	G	6-3	256	Arizona	26	9	1984-87
28	Royce Freeman	RB	6-0	238	Oregon	46	8	2018-20
68	Russell Freeman	T	6-7	290	Georgia Tech	43	37	1992-94
12	Gus Frerotte	QB	6-3	230	Tulsa	14	7	2000-01
64	Lennie Friedman	G	6-3	285	Duke	3	22	1999-2002
98	Stione Fua	DT	6-2	310	Stanford	3	0	2013
17	Fruer Fulgham	WR	6-2	215	Old Dominion	1	0	2021
23	Kyle Fuller	CB	5-11	194	Virginia Tech	16	10	2021
24	Randy Fuller	CB	5-10	180	Tennessee State	10	1	1994
84	Troy Fumagalli	TE	6-6	248	Wisconsin	19	5	2018-20
2	Will Furrer	QB	6-3	211	Virginia Tech	0	0	1994

G

10	Jabar Gaffney	WR	6-2	200	Florida	32	18	2009-10
80	Rico Gafford	WR	5-10	184	Wyoming	0	0	2021
45	Thomas Gafford	LS	6-2	250	Houston	6	0	2016
64	George Gaiser	T	6-4	255	Southern Methodist	10	7	1968
28	Bob Gaiters	HB	5-11	210	New Mexico State	6	N/A	1963
99	David Galloway	DE	6-3	277	Florida	10	0	1990
82	David Gamble	WR	6-3	190	New Hampshire	2	0	1997
7	Vijan Gandy	G	6-3	290	Texas Tech	0	0	2008
73/76	Max Garcia	G	6-4	309	Florida	57	41	2015-18
41	Jerrol Garcia-Williams	ILB	6-2	235	Hawaii	11	0	2017-18
99	Daryl Gardener	DT	6-6	295	Baylor	5	2	2003
63	Ben Garland	G	6-5	308	Air Force	8	0	2014
52	Dave Garnett	LB	6-2	216	Stanford	3	0	1995
66	Scott Garnett	NT	6-2	271	Washington	16	1	1984
22	Drake Garrett	DB	5-9	183	Michigan State	15	13	1968-70
62	Olandis Gaty	RB	5-11	218	Georgia	35	15	1999-2002
49	Quentin Gause	ILB	6-0	243	Rutgers	3	0	2016
61	Charles E. Gavin	DE	6-1	250	Tennessee State	47	N/A	1960-63
92	Ron Geater	NT	6-6	272	Iowa	3	0	1992
79	Jumpy Geathers	DB	6-7	283	Wichita State	16	0	1996-97
50	Bob Geddes	LB	6-2	240	UCLA	14	3	1972
6	Jack Gehrie	WR	6-0	178	Utah	14	0	1971
6	Ralph Giaccommarot	P	6-1	190	Penn State	3	0	1987
90	Freddie Gilbert	DE	6-4	275	Georgia	35	8	1986-88
2/30	Cookie Gilchrist	FB	6-3	251	No college	15	N/A	1965, 1967
17	Scotty Glacken	QB	6-0	190	Duke	10	N/A	1966-67
61	Graham Glasgow	G	6-6	310	Michigan	20	20	2020-21
49	Glenn Glass	DB	6-1	205	Tennessee	6	N/A	1966
62	Tom Glassic	G	6-3	254	Virginia	105	93	1976-83
67	George Goeddeke	LB	6-2	283	Notre Dame	6	6	*55-72
52	Ian Gold	LB	6-0	223	Michigan	99	67	2000-03, 05-07
45/23	Austin (Goose) Gonsoulin	DB	6-3	210	Baylor	94	N/A	1960-66
79	John Gonzaga	G	6-3	247	No college	11	N/A	1966
94	Ahmad Gooden	OLB	6-2	245	Samford	3	0	2019
21	André Goodman	CB	5-10	184	South Carolina	40	40	2009-11
62	Brian Goodman	G	6-2	250	UCLA	0	0	1975
64	Harvey Goodman	G	6	260	Colorado	14	0	1976
16	D'Andre Goodwin	WR	6-10	191	Washington	0	0	2011
63	Amon Gordon	DT	6-2	305	Stanford	4	4	2007
28	Cornell Gordon	CB	6-0	187	North Carolina A&T	29	14	1970-72
21/23	Darrien Gordon	CB	5-11	184	Stanford	32	32	1997-98
25	Melvin Gordon III	RB	6-1	215	Wisconsin	31	26	2020-21
89	Richard Gordon	TE	6-4	265	Miami	6	1	2015
77	Brandon Gorin	T	6-6	309	Purdue	6	0	2009
99	Adam Gotsis	DE	6-6	287	Georgia Tech	57	28	1987-88
83	Sam Graddy	WR	5-10	165	Tennessee	8	0	1987-88
52/53	Randy Gradishar	LB	6-3	233	Ohio State	145	134	1974-83
75	Gino Gradkowski	C	6-3	300	Delaware	7	0	2018
89	Daniel Graham	TE	6-3	257	Colorado	63	61	2007-10
58	Tom Graham	S	6-2	235	Oregon	33	23	1972-74
35	John Granby	S	6-3	200	Virginia Tech	4	0	1992
95	John Grant	DT/DE	6-2	241	Southern California	99	42	1973-79
95	Paul Grasmanis	DT	6-2	288	Notre Dame	5	0	1999
72	Marsharne Graves	DT	6-3	268	Arizona	1	0	1984
74	Cornell Green	T	6-6	315	Central Florida	1	0	2004-05
28	Gaston Green	RB	5-10	189	UCLA	27	25	1991-92
53/52	Louis Green	LB	6-3	237	Alcorn State	64	0	2004-08

BRONCOS ALL-TIME ROSTER, CONT.

No.	Name	Pos.	Hgt.	Wgt.	College	GP	GS	Years
87	Paul Green	E	6-4	236	Southern California	0	0	1989
85	Virgil Green	TE	6-5	255	Nevada	100	49	2011-17
85	Willie Green	WR	6-4	195	Mississippi	32	2	1997-98
20	Charles Greer	DB	6-0	205	Colorado	88	85	1968-74
85	James D. Greer	E	6-3	215	Elizabeth City State	14	N/A	1960
14	Brian Griese	QB	6-3	215	Michigan	53	51	1998-2002
46	John Griffin	HB	6-7	190	Memphis State	26	N/A	1964-66
22	Quentin Griffin	QB	5-7	195	Oklahoma	16	0	2005-06
29	Howard Griffith	FB	6-0	240	Illinois	59	56	1997-2001
50	Jonas Griffith	ILB	6-4	250	Indiana State	13	4	2021
89	Bill Groman	HB/E	6-0	194	Heidelberg	14	N/A	1963
49	Chris Gronkowski	TE	6-2	245	Arizona	14	0	2012
82	Dan Gronkowski	TE	6-5	255	Maryland	12	4	2010
77	Dick Guesman	T/K	6-4	255	West Virginia	14	N/A	1964
37	Kevin Gulley	CB	6-1	176	Louisiana State	14	0	1988
53	Donald Guseth	LB	6-1	240	North Dakota	5	N/A	1966
63	Melwood N. (Buzz) Guy	G	6-3	248	Duke	9	N/A	1961-62
H								
75	Brian Habib	G	6-7	293	Washington	78	78	1993-97
48	Dale Hackbart	DB	6-3	210	Wisconsin	3	2	1973
85	Joel Hackett	TE	6-5	267	Elon College	16	3	1986
4	Darrell Hackney	QB	6-0	248	Alabama-Birmingham	0	0	2007-08
84	Mike Haffner	E	6-2	200	UCLA	34	16	1968-70
54	Britt Hager	LB	6-1	225	Texas	18	5	1995-96
57	Mario Haggan	OLB	6-3	267	Mississippi State	56	33	2008-11
27	Steve Haggerty	DB	5-10	175	UNLV	3	1	1975
49	Nate Hairston	CB	6-0	185	Temple	19	0	2020-21
96	Chris Hale	QB	6-0	164	Southern California	0	0	1993
23	Ronnie Haliburton	LB	6-4	230	Louisiana State	13	0	1990-91
23	Andre Hall	RB	5-10	212	South Florida	18	1	2007-08
40	Darryl Hall	S	6-2	210	Washington	32	5	1993-94
50	Ben Hamilton	G/C	6-4	290	Minnesota	111	104	2001-09
17	Daesean Hamilton	WR	6-1	206	Penn State	46	9	2018-20
69	Darrell Hamilton	T	6-2	298	North Carolina	1	0	1989-91
74	Justin Hamilton	DT	6-2	315	Louisiana-Lafayette	0	0	2021
13/1	KJ Hamler	WR	5-9	178	Penn State	16	6	2020-21
72	Wayne Hammond	DT	6-5	257	Montana State	5	0	1976
16	Caleb Hanie	QB	6-2	222	Colorado State	0	0	2012
86	Patrick Hape	TE/FB	6-4	262	Alabama	63	13	2001-04
23	Billy Hardee	DB	6-0	184	Virginia Tech	2	0	1976
31	Mike Harden	CB/S	6-1	192	Michigan	128	98	1980-88
78	Archie Harris Jr.	OL	6-6	270	William & Mary	3	0	1987
37	Chris Harris Jr.	CB	5-10	199	Kent State	139	121	2011-19
27	Davontae Harris	CB	5-11	200	Illinois State	23	7	2019-20
92	Jonathan Harris	DL	6-5	295	Lindenwood	6	0	2019-21
31	Quentin Harris	S	6-1	213	Syracuse	6	0	2006
34	Raymont Harris	RB	6-0	226	Ohio State	3	0	2000
74/72/68	Ryan Harris	TE	6-5	300	Notre Dame	62	50	2007-11, 15
96	Shelby Harris	DE/NT	6-5	290	Illinois State	75	49	2017-21
65	Steven Harris	DE	6-5	265	Florida	4	0	2067
87	Tony Harris	WR	6-2	190	Toledo	4	0	1972
42	Dwight Harrison	WR	6-1	187	Texas A&I	12	6	1971-72
95	Derrick Harvey	DE	6-5	268	Florida	5	0	2011
27	Maurice Harvey	DE	5-10	190	Ball State	1	3	1978-80
52	Richard Harvey	LB	6-1	235	Tulane	16	1	1994
96	Harald Hasselbach	DE	6-6	285	Washington	112	29	1994-2000
36	Steven Hauschka	K	6-3	210	North Carolina State	4	0	2010
67	Johnny Ray Hatley	T	6-3	249	Sul Ross State	14	N/A	1960
37	Jim Hauck	S	5-10	187	Montana	32	0	1995-96
71	Arthur A. Hauser	T	6-0	237	Xavier	14	N/A	1961
29	Wendell Hayes	HB	6-1	220	Humboldt State	39	N/A	1965-67
82	Herb Haygood	WR	5-11	193	Michigan State	4	0	2002
28	Abner Haynes	RB	6-0	190	North Texas State	28	N/A	1965-66
37	Alex Haynes	RB	5-10	230	Central Florida	4	0	2008
36	Mark Haynes	CB	5-11	194	Colorado	52	27	1986-89
98	Reggie Hayward	DE	6-5	270	Iowa State	47	19	2001-04
23	Alfred Hayward	RB	5-11	215	Bethune-Cookman	2	0	1975
20	Garrison Hearst	RB	5-11	215	Georgia	7	0	2004
22	Vaughn Hebron	RB	5-8	195	Virginia Tech	47	1	1996-98
85	Temmarick Hemingway	TE	6-5	246	South Carolina State	5	0	2018
11	Carlos Henderson	WR	5-11	199	Louisiana Tech	0	0	2017-18
24	De Angelo Henderson	CB	5-7	208	Coastal Carolina	5	0	2017
21	Wymon Henderson	CB	6-0	190	Nevada-Las Vegas	62	56	1989-92
86	Jerry Hendren	WR	6-2	187	Idaho	10	0	1970
68	Brad Henke	DE/NT	6-3	275	Arizona	2	0	1989
84	Mitchell Henry	TE	6-4	252	Western Kentucky	2	0	2015
20	Travis Henry	RB	5-9	230	Tennessee	12	7	2007
49	Gary Henson	E	6-3	200	Colorado	1	N/A	1964
83	Lornie Hepburn	CB	5-11	180	Texas Southern	14	4	1974
31	Jeff Herndon	CB	5-11	180	Toledo	46	27	2002-04
39	Steve Herndon	G	6-4	292	Georgia	22	12	2001-03
76	George W. Herring	QB/P	6-2	200	Southern Mississippi	28	N/A	1960-61
10	Mark Herrmann	QB	6-4	200	Purdue	2	1	1981-82
50	Jon Hesse	LB	6-3	258	Nebraska	0	0	1997
40	Jacob Hester	TE	5-11	235	Louisiana State	3	0	2012
82	Jeff Heuerman	FB	6-5	255	Ohio State	51	29	2015-19
76	Bo Hickey	FB	5-11	200	Maryland	12	N/A	1987
28	Clifford Hicks	G	6-6	190	Oregon	6	0	1995
56/65	Walter Highsmith	C	6-3	247	Florida A&M	23	1	1968-69
84	Jack Hill	HB	6-1	185	Utah State	14	N/A	1961
23	Renaldo Hill	S	5-11	205	Michigan State	29	29	2009-10
21	Randy Hilliard	CB	5-11	165	Northwestern (La.) State	54	7	1994-97
22	Peyton Hillis	RB	6-1	240	Arkansas	26	8	2008-09
21/23	Ronnie Hillman	RB	5-10	195	San Diego State	48	14	2012-15
76	Tony Hills	T	6-5	304	Texas	0	0	2011
78	Drew Himmelman	TE	6-10	315	Illinois State	1	0	2021
2/9	Kendall Hinton	WR	6-0	195	Wake Forest	17	1	2020-21
12	Domenik Hixon	WR	6-2	185	Akron	4	0	2006-07

No.	Name	Pos.	Hgt.	Wgt.	College	GP	GS	Years
71	Russ Hochstein	OL	6-4	305	Nebraska	44	16	2009-11
23	George Hoey	DB	5-10	174	Michigan	2	0	1975
87	John Hoffman	DE	6-3	260	Hawaii	1	1	1972
9	Kevin Hogan	QB	6-3	218	Stanford	0	0	2018
64	John Hollman	S	6-1	245	Wisconsin	24	N/A	1965-66
49	Alijah Holder	S	6-2	188	Stanford	10	0	2019-20
90	Darius Holland	DT	6-5	330	Colorado	18	14	2003-04
46	Jeff Holland	OLB	6-2	249	Auburn	3	0	2018
70	Montrae Holland	G	6-2	322	Florida State	16	16	2007
11	Trindon Holliday	WR	5-9	170	Louisiana State	25	0	2012-13
99	Vonnie Holliday	DL	6-2	285	North Carolina	16	3	2009
73	Shawn Hollingsworth	LB	6-5	260	Angelo State	3	0	1983
52	Justin Hollins	LB	6-5	248	Oregon	15	0	2019
34	Gus Hollomon	DB	6-3	195	Houston	27	9	1968-69
19	Andre Holmes	WR	6-4	210	Hillsdale College	3	0	2018
90	Ron Holmes	DE	6-4	261	Washington	52	32	1989-92
73/74	Gordon (Gordy) Holz	DT	6-4	260	Minnesota	56	N/A	1960-63
74/78	Winford Hood	G/T	6-3	262	Georgia	47	9	1984-88
50	Jerry Hopkins	LB	6-4	235	Texas A&M	49	N/A	1965-66
52	Mike Horan	P	5-11	192	Long Beach State	86	0	1986-92
13	Don Horn	QB	6-2	195	San Diego State	11	9	1971-72
60	Paul Howard	G	6-3	260	Brigham Young	187	147	1973-86
3	Bobby Howfield	K	5-9	180	No college	40	0	1968-70
57	John Huard	LB	6-0	228	Maine	42	*28	1967-69
53	Robert Hudson	LB	6-4	225	Clemson	16	N/A	1960-61
28	Michael Huff	S	6-0	211	Texas	3	0	2013
14/16	John Hufnagel	QB	6-1	194	Penn State	9	0	1973-75
20	Delvin Hughley	CB	5-10	202	Jacksonville State	0	0	2001
26	Bobby Humphrey	RB	6-1	201	Alabama	35	26	1989-91
2	Bob Humphreys	K	6-1	240	Wichita State	10	0	1967-68
79	Stefan Humphries	G	6-3	265	Michigan	8	8	1987-88
98	Ricky Huntley	LB	6-2	242	Arizona	52	29	1984-87
25	Daniel Hunter	CB	5-11	178	Henderson State	26	0	1985-86
52/90	Jason Hunter	LB/DE	6-0	271	Appalachian State	32	14	2010-12
39	Michael Hunter	CB	6-0	192	Oklahoma State	0	0	2017
8	Todd Husak	QB	6-3	216	Stanford	0	0	2001
65/67	Glenn Hyde	G/T	6-3	253	Pittsburgh	99	11	1976-81, 84-85
33	Duke Ihenacho	S	6-1	207	San Jose State	17	14	2012-13
73	Martin Imhof	DE	6-6	255	San Diego State	1	0	1976
62	Jerry Inman	DT	6-2	256	Oregon	82	*19	1966-73
56	Nate Irving	LB	6-1	245	North Carolina State	54	12	2011-14
59	Brian Iwuji	LB	6-0	239	Colorado	0	0	2011
29	Bernard Jackson	DB	6-0	178	Washington State	46	43	1977-80
16	Chad Jackson	WR	6-1	215	Florida	4	0	2008
29	Chevis Jackson	CB	5-11	193	Louisiana State	0	0	2010
82	Darrell Jackson	WR	5-11	210	Florida	12	2	2008
17	Jarius Jackson	QB	6-0	228	Notre Dame	5	1	2000-03
22	Kareem Jackson	S	5-10	183	Alabama	44	44	2019-21
68	Larron Jackson	DE	6-3	270	Missouri	54	46	1971-74
78	Larry Jackson	DE	6-3	262	Texas A&M	0	0	1995
70/97	Malik Jackson	DE	6-5	293	Tennessee	62	24	2012-15
80	Mark Jackson	WR	5-9	180	Purdue	100	68	1986-92
14/89/81	Nate Jackson	TE	6-3	235	Menlo College	41	4	2003-08
87	Richard Jackson	DE	6-3	255	Southern	67	*52	1967-72
25/28	Roger Jackson	DB	6-0	186	Bethune-Cookman	53	6	1982-85, 87
51	Torn Jackson	LB	5-11	220	Louisville	191	177	1971-86
52	Frank Jackunas	C	6-3	225	Detroit Mercy	0	0	1963
50	Ray Jacobs	LB	6-2	244	North Carolina	31	0	1994-95
83	Ray Jacobs	DT	6-3	285	Howard Payne	46	N/A	1963-66
19	Taylor Jacobs	WR	6-1	210	Florida	6	0	2007
70	Ja'Wuan James	T	6-6	312	Tennessee	3	3	2019-20
20	Tory James	CB	6-1	195	Louisiana State	48	6	1996-99
23	Quentin Janner	DB	6-3	204	Texas	11	0	2013
70	Charlie Jannerette	DT	6-3	265	Penn State	28	N/A	1964-65
26	Tom Janik	DB/P	6-3	190	Texas A&I	23	N/A	1963-64
32	Pety Janovich	FB	6-1	238	Nebraska	50	19	2016-19
43	Pete Jaquess	DB	6-0	185	Eastern New Mexico	36	*13	1967-70
98	Tyrique Jarrett	NT	6-3	335	Pittsburgh	1	0	2017
81/82	Patrick Jeffers	WR	6-3	218	Virginia	14	0	1996-97
32	Billy Jenkins	S	5-10	203	Howard	22	0	2000-01
70	John Jensen	LB	6-3	230	Iowa	41	20	1971-80
37	Jimmy Jernigan	DL	6-2	295	Florida State	2	0	2020
81	William Jessup	E	6-1	195	Southern California	9	N/A	1960
51	Eugene Jeter	LB	6-3	235	Arkansas AM&N	30	N/A	1965-67
10	Jerry Judy	WR	6-1	193	Alabama	26	19	2020-21
47	Josey Jewell	ILB	6-2	236	Iowa	49	30	2018-21
3	William (Billy) Joe	FB	6-2	235	Villanova	28	N/A	1963-64
43	Alexander Johnson	ILB	6-2	255	Tennessee	38	34	2018-21
86	Charley Johnson	WR	6-2	197	Maryland	4	0	1991
86	Butch Johnson	WR	6-1	187	Cal-Riverside	32	17	1984-85
12	Charley Johnson	QB	6-1	200	New Mexico State	54	41	1972-75
66	Chuck Johnson	T	6-5	275	Texas	16	0	1992-93
25	Darius Johnson	CB/S	5-9	185	Oklahoma	61	4	1996-99
61	Earl Johnson†	DB	6-0	195	South Carolina	3	3	1987
61	Ellis Johnson	DT	6-2	288	Florida	13	0	2004
41/49	Jamar Johnson	S	6-3	197	Indiana	8	0	2021
87	Jason Johnson	WR	5-10	178	Illinois State	8	0	1988
37	Jeremiah Johnson	RB	5-9	210	Oregon	8	0	2011
90	Jerry Johnson	DT	6-0	290	Florida State	9	0	2000-01
39	Kyle Johnson	FB	6-0	242	Syracuse	45	24	2002, 04-07
45	Quinn Johnson	DE	6-1	263	Louisiana State	0	0	2011
99	Raylee Johnson	FB	6-3	272	Arkansas	14	1	2004
89	Reggie Johnson	TE	6-6	256	Florida State	44	22	1991-93
53	Steven Johnson	LB	6-1	237	Kansas	41	7	2012-14
82	Vance Johnson	WR	5-11	185	Arizona	128	80	1985-93, 95
95	Tim Joinert	LB	6-4	235	Louisiana State	3	3	1987
24	Adam Jones	CB	5-10	185	West Virginia	7	2	2018
26	Calvin Jones	CB	5-7	170	Washington	46	44	1973-76
39	Cyrus Jones	CB	5-10	200	Alabama	0	0	2019

BRONCOS ALL-TIME ROSTER, CONT.

No.	Name	Pos.	Hgt.	Wgt.	College	GP	GS	Years
53	Dante Jones	LB	6-1	235	Oklahoma	5	5	1995
20	Darryl Jones†	DB	6-0	190	Georgia	1	1	1987
69	David Jones†	OL	6-3	262	Texas	3	1	1987
86	Dominique Jones	TE	6-3	270	Shepherd	1	0	2014
93	Dre'Mont Jones	DE	6-3	281	Ohio State	43	16	2019-21
72	Ernest Jones	DE	6-2	263	Oregon	2	0	1996-98
35	Henry Jones	RB	6-2	235	Grambling	8	0	1969
43	Herana-Daze Jones	ST	5-11	205	Indiana	2	0	2008
93	James Jones	DT	6-2	290	Northern Iowa	16	16	1995
80	Jim Jones	WR	6-3	195	Wisconsin	13	0	1968
43	Joseph Jones	ILB	6-0	231	Northwestern	49	0	2017-20
60	K.C. Jones	C	6-1	275	Miami (Fla.)	16	0	1997-2000
32	Leonard Jones†	DB	5-2	185	Texas State	16	0	1987
33	Nate Jones	CB	5-10	185	Rutgers	16	3	2010
31	Rondell Jones	DE	6-2	210	North Carolina	62	3	1993-96
75	Rulon Jones	SE	6-6	260	Utah State	129	100	1980-88
70	Sam Jones	G/C	6-5	290	Arizona State	4	0	2018
77	Tony Jones	T	6-5	290	Western Carolina	60	60	1997-2000
31	Victor Jones	RB	5-8	212	Louisiana State	16	1	1992
32	LaMont Jordan	RB	5-10	242	Maryland	19	0	2009
54/85	Larry Jordan	E/LB	6-6	230	Youngstown State	10	N/A	1962, '64
83	Donald G. Joyce	DE	6-3	240	Tulane	6	1	1962
99	Seth Joyner	LB	6-2	245	Texas-El Paso	16	1	1998
66	Jim Juriga	T	6-6	269	Illinois	32	31	1986-90
77	Winston Justice	T/G	6-6	317	Southern California	4	0	2013
K								
55	John Kacherski	LB	6-2	240	Ohio State	7	0	1992
59	Larry Kaminski	C	6-2	245	Purdue	96	*54	1966-73
72	Bob Kampa	DT	6-4	252	California	4	1	1974
13	Danny Kanell	QB	6-3	218	Florida State	5	2	2003-04
12	Ken Karcher	QB	6-3	205	Tulane	4	3	1987-88
3	Rich Karlis	K	6-0	180	Cincinnati	101	0	1982-88
72	Keith Kartz	C/T	6-4	270	California	100	89	1987-94
82	Kevin Kasper	WR	6-0	193	Iowa	12	4	2002
88	Clarence Kay	TE	6-2	237	Georgia	135	126	1984-92
61	Bill Keating	DT	6-2	242	Michigan	20	N/A	1966-67
4	Case Keenum	QB	6-1	215	Houston	16	16	2018
32	Mike Kellogg	FB	6-0	230	Santa Clara	10	N/A	1966-67
6	Chad Kelly	QB	6-2	224	Mississippi	1	0	2017-18
86/87	Pat Kelly	TE	6-6	252	Syracuse	32	1	1988-89
28	Genoy Kennedy	S	6-1	215	Arkansas	73	59	2000-04
33	Shiloh Keo	WR	5-11	195	Louisiana State	8	6	2001
68	Crawford Ker	G	6-3	288	Florida	12	10	1991
1	Brett Kern	P	6-3	205	Toledo	22	0	2008-09
92	Zach Kerr	DE	6-2	334	Delaware	28	1	2017-18
32	Jon Keyworth	RB	6-3	230	Colorado	95	69	1974-80
33	Jim Kiick	RB	5-11	214	Wyoming	17	0	1976-77
98	Darius Kilgo	NT	6-2	319	Maryland	18	0	2016
80/82	Tony Kimbrough	WR	6-2	192	Jackson State	27	0	1993-94
81	Todd Kinchen	WR	5-11	187	Louisiana State	7	0	1996
70	Donald W. King	E	6-3	260	Kentucky	14	N/A	1960
1	Marquette King	P	6-0	195	Fort Valley State	4	0	2018
84	Vince Kinney	WR	6-2	190	Maryland	23	0	1978-79
87	David Kircus	WR	6-2	192	Grand Valley State	16	0	2006
97	Micah Kiser	LB	6-0	244	Virginia	10	2	2015
87	Bruce Klostermann	CB	6-2	230	South Dakota State	37	5	1986-89
16	Jeff Knapple	QB	6-2	200	Northern Colorado	2	0	1980
99	Shawn Knight	NT	6-6	290	Brigham Young	14	0	1988
94/98	Terrance Knighton	DT	6-3	335	Temple	32	32	2013-14
4	Micah Knorr	P/K	6-2	199	Utah State	36	0	2002-04
56	Mike Knox†	LB	6-2	240	Nebraska	3	0	1987
73	Robert E. Konovsky	T	6-2	246	Wisconsin	13	N/A	1961
67	Dan Koppen	C	6-2	300	Boston College	15	12	2012-13
79	Cyrus Kouandjio	T	6-7	325	Alabama	5	1	2017-18
53	Niko Koutouvides	LB	6-2	238	Purdue	14	0	2008
71	Greg Kragen	NT	6-3	263	Utah State	136	116	1985-93
42	Casey Kreiter	LS	6-1	250	Iowa	58	0	2016-19
86	Jim Krieg	WR	5-9	172	Washington	6	0	1972
84	Henry Krieger-Coble	TE	6-4	248	Iowa	2	0	2016
12	Gary Kroner	WR	6-1	200	Wisconsin	31	N/A	1965
42	Ray Kubala	C	6-5	265	Texas A&M	41	N/A	1964-67
8	Gary Kubiak	QB	6-0	192	Texas A&M	119	5	1983-91
52	Frank W. Kuchta	C	6-2	225	Notre Dame	12	N/A	1960
73	Chris Kuper	G	6-4	303	North Dakota	90	79	2006-13
22	Aaron Kyle	DB	5-11	185	Wyoming	35	34	1980-82
L								
83	Matt LaCrosse	TE	6-6	255	Illinois	17	5	2017-18
40	Ron Lamb	FB	6-2	225	South Carolina	3	3	1968
51/76	Gordon Lambert	LB	6-5	245	Tennessee-Martin	14	0	1968-69
50	Pat Lamberti Jr.	LB	6-2	225	Richmond	7	N/A	1961
33	Gene Lang	RB	5-10	196	Louisiana State	55	10	1984-87
76	Kenard Lang	DE	6-3	216	Miami (Fla.)	16	16	2006
21	Le'Lo Lang	CB	6-11	185	Washington	54	1	1990-93
27	Brendan Langley	CB	6-0	199	Lamar	16	0	2017-18
67/76	Ken Lantry	T	6-3	281	Florida State	177	165	1981-92, '94
80	Dan LaRose	DE	6-5	250	Missouri	11	N/A	1966
77	Carl James Larpenter	G	6-4	235	Texas	28	N/A	1960-61
46	Spencer Larsen	FB/LB	6-2	243	Arizona	50	15	2008-11
87	Bill Larson	TE	6-4	225	Colorado State	2	0	1990
76	Bill Laskoy	LB	6-3	255	Michigan	25	21	1973-74
73	Isaac T. Lassiter	E	6-5	270	St. Augustine	23	N/A	1962-64
75	Kit Lathrop	DE	6-5	255	Arizona State	9	0	1979
14	Cody Latimer	WR	6-2	215	Indiana	45	3	2014-17
72	Don Latimer	DT	6-3	259	Miami (Fla.)	80	8	1978-83
26	Ty Law	CB	5-11	200	Michigan	7	2	2009
48/83	Mike Leach	TE/LS	6-2	240	William & Mary	104	0	2002-08



No.	Name	Pos.	Hgt.	Wgt.	College	GP	GS	Years
65	Ron Leary	G	6-3	320	Memphis	29	29	2017-19
10	Jim LeClair	QB	6-1	200	C.W. Post	8	2	1967-68
53	Roger LeClerc	C	6-3	235	Trinity (Conn.)	8	N/A	1967
15	Jacky Lee	QB	6-1	189	Cincinnati	13	N/A	1964-65
68	Larry Lee	C/G	6-2	265	UCLA	13	5	1987-88
81	Max Leetzow	DE	6-4	240	Idaho	28	N/A	1965-66
85	Ashley Lelie	WR	6-3	200	Hawaii	64	40	2002-05
54	Mike Lemon	LB	6-2	218	Kansas	1	0	1975
51	Paris Lenon	LB	6-2	240	Richmond	14	6	2013
28	Jack Lentz	S	6-0	190	Holy Cross	26	7	1967-68
36	Jim Leonhard	S	5-6	188	Wisconsin	16	1	2012
9	Louis Leonard	DL	6-6	290	Colorado	0	0	2010
78	Matt Lepsis	T	6-4	290	Colorado	150	133	1997-2007
26	Darrell Lester	FB	6-2	228	McNeese State	23	N/A	1965-66
94	Leon Lett	DE	6-6	290	Emporia State	12	0	2001
62	Corey Levin	G/C	6-4	307	Tennessee-Chattanooga	0	0	2019
54	D.D. Lewis	LB	6-1	241	Texas	5	0	2007
20/41	Greg Lewis	TE	5-10	214	Washington	32	5	1991-92
24	Hal Lewis	DB	6-2	185	Arizona State	1	0	1968
48	Herman Lewis	E	6-2	188	Virginia Union	0	0	1968
8	Jeff Lewis	QB	6-2	211	Northern Arizona	5	0	1996-98
67	Kory Lichtensteiger	C	6-3	295	Bowling Green State	16	0	2008
22	Tony Lilly	S	6-0	199	Florida	58	15	1984-87
30	Phillip Lindsay	RB	5-8	190	Colorado	42	32	2018-20
33	Hub Lindsey	HB	5-11	196	Wyoming	3	0	1968
2	Steve Lindsey	K	6-3	185	Mississippi	6	0	2000
14	State Liske	QB	6-3	200	Penn State	18	11	1969-70
44	Floyd Little	HB	5-10	196	Syracuse	117	*93	1967-75
84	Brandon Lloyd	WR	6-0	194	Illinois	22	16	2009-11
74	Bill Lobenstein†	DL	6-3	261	Wisconsin-Whitewater	3	0	1987
3	Drew Lock	QB	6-4	228	Missouri	24	21	2019-21
37	P.J. Locke†	TE	5-10	202	Texas	31	0	2020-21
89	Kerry Lockint†	TE	6-3	230	New Mexico State	3	0	1987
91	Mike Lodish	DT	6-4	275	UCLA	92	19	1995-2000
89	Dave Logan	WR	6-4	219	Colorado	4	0	1984
31	Derek Loville	RB	5-10	203	Oregon	42	0	1997-99
37	Calvin Lowry	S	5-11	200	Penn State	11	3	2008
58/59	Tim Lucas	LB	6-3	230	California	75	11	1987-93
21	Tommy Luke	LB	6-0	190	Mississippi	7	1	1968
10	Triandos Luke	WR	5-10	189	Alabama	9	0	2004
22	Fran Lynch	HB	6-2	205	Hofstra	99	*14	1967-76
47	John Lynch	QB	6-2	220	Stanford	60	59	2012-17
42	Paxton Lynch	QB	6-7	244	Memphis	5	4	2016-17
37	Anthony Lynn	RB	6-3	230	Texas Tech	61	0	1993, 97-99
61	Tom Lyons	G	6-2	230	Georgia	73	62	1971-76
41	Rob Lytle	TE/RB	5-11	195	Michigan	87	23	1977-83
M								
52	Dan MacDonald†	LB	6-2	230	Idaho State	3	0	1987
8	Tommy Maddox	QB	6-4	205	UCLA	29	4	1992-93
82	Adrian Madise	WR	5-11	215	Texas Christian	11	0	2003-04
49	Craig Mager	CB	5-11	200	Texas State	0	0	2018
78	Don Maggs	G/T	6-5	290	Tulane	16	3	1993-94
93	Josh Mallard	DL	6-5	269	Georgia	8	0	2007
33	Ernest G. (Pete) Mangum	LB	6-0	219	Mississippi	16	N/A	1960
18	Peyton Manning	QB	6-5	230	Tennessee	58	57	2012-15
83	Wade Manning	WR	5-11	190	Ohio State	25	0	1981-82
66/69	Brisen Manor	DE	6-4	247	Arkansas	107	34	1977-84
33	Marguand Manuel	SE	6-0	213	Florida	16	14	2008
50	Bobby Maples	RB	6-3	250	Baylor	98	61	1972-78
26	Laurence Maroney	CB	5-11	220	Minnesota	4	3	2010
32	Curtis Marsh	LB	6-0	197	Utah State	0	0	2015
86	Arthur Marshall	WR	5-11	175	Georgia	32	10	1992-93
15	Brandon Marshall	WR	6-4	230	Central Florida	61	47	2006-09
54	Brandon Marshall	LB	6-1	250	Nevada	69	63	2013-18
43	Charles E. Marshall	HB	6-0	180	Oregon State	5	N/A	1962
26	Trey Marshall	S	6-0	207	Florida State	30	2	2018-20
39	Warren Marshall	RB	6-0	218	James Madison	1	0	1987
4	Paul Martha	S	6-0	187	Pittsburgh	13	12	1970
6	Sam Martin	P	6-1	211	Appalachian State	33	0	2020-21
17	Glenn Martinez	WR	6-1	183	Saginaw Valley State	14	1	2007-08
70	Bobby Massie	T	6-6	325	Mississippi	13	13	2021
83/85	Rick Massie	WR	6-1	190	Kentucky	13	4	1987-88
81	Billy Masters	TE	6-5	240	Louisiana State	66	29	1970-74
69	Evan Mathis	G	6-5	301	Alabama	16	12	2015
73	Pat Matson	G	6-5	245	Oregon	28	N/A	1966-67
55	Archie Matsos	LB	6-0	217	Michigan State	9	N/A	1966
76/77	Jack Mattox	T	6-4	240	Fresno State	8	N/A	1961-62
55	Marv Matuszak	LB	6-3	232	Tulsa	14	N/A	1964
8	Matt Mauck	QB	6-1	213	Louisiana State	0	0	2004
74	Andy Maurer	T	6-3	265	Oregon	13	13	1977
14	Dean May†	QB	6-5	220	Louisville	3	0	1987
56	Ray May	LB	6-0	230	Southern California	33	30	1973-75
31	Joe Mays	LB	5-11	145	North Dakota State	30	20	2010-12
31	Marcel McBeth	S	6-1	198	Texas Tech	20	1	2009-10
98	Ryan McBean	DL	6-5	297	Oklahoma State	46	21	2009-11
87	Ed McCaffrey	WR	6-5	215	Stanford	120	104	1995-2003
39	Mac McCain	CB	6-0	175	North Carolina A&T	0	0	2021
40	Brendan McCarthy	FB	6-3	220	Boston College	8	5	1968-69
34	Kyle McCarthy	S	6-1	210	Notre Dame	12	0	2010-11
10/11	John McCormick	QB	6-0	208	Massachusetts	38	N/A	1963-66, 68
55	Lerentis McCray	LB	6-3	249	Georgia	24	0	2014-15
20	Marlon McCree	T	5-11	204	Kentucky	8	7	2008
96	Jake McCullough	DE	6-5	270	Clemson	16	0	1989-90
67	Robert V. McCullough	G	6-2	245	Colorado	56	N/A	1962-65
33	Lawrence McCutcheon	RB	6-1	205	Colorado State	6	0	1980
54	Ed (Wahoo) McDaniel	LB	6-1	235	Oklahoma	42	N/A	1961-63
82	Orlando McDaniel	WR	6-0	180	Louisiana State	2	0	1982
68	Reggie McEwen	G/T	6-0	290	West Texas State	23	0	1995-96
64	Lewis P. (Bud) McFadin	DT	6-3	280	Texas	56	N/A	1960-63
23	Willis McGahee	RB	6-0	235	Miami	25	23	2011-12
47	John McGeever	DB	6-1	195	Auburn	55	N/A	1962-65

BRONCOS ALL-TIME ROSTER, CONT.

No.	Name	Pos.	Hgt.	Wgt.	College	GP	GS	Years
85	Phil McGeoghan	WR	6-2	224	Maine	2	0	2001
91	Chester McGlockton	DT	6-4	334	Clemson	32	31	2001-02
60	Connor McGovern	G/C	6-4	306	Missouri	47	36	2016-19
89	Keli McGregor	TE	6-6	250	Colorado State	2	0	1985
83	Travis McGriff	WR	5-8	185	Florida	34	0	1999-2001
16	Monte McGuire†	QB	5-8	202	Texas Tech	2	0	1987
16/84	Isaiah McKenzie	WR	5-8	173	Georgia	12	0	2017-18
99	Alvin McKinley	DT	6-0	183	Mississippi State	15	0	2007
11	Kenny McKinley	WR	6-0	183	South Carolina	8	0	2009
58	Bill McKay	LB	6-3	235	Purdue	30	9	1970-72
26	Tim McKyer	CB	6-0	178	Texas-Arlington	16	1	1997
8	Ron McLeant	DL	6-3	270	Cal State Fullerton	3	0	1987
6	Brandon McManus	K	6-3	201	Temple	127	0	2014-21
45	James R. McMillin	DB	6-0	190	Colorado State	47	N/A	1960-62, 64-65
41	Robert McNamara	DT	6-0	190	Minnesota	14	N/A	1960-61
47	Ryan McNeil	CB	6-2	210	Miami (Fla.)	3	0	2003
75	Adam Meadows	T	6-5	290	Georgia	3	3	2006
77/97	Karl Mecklenburg	LB/DE	6-3	240	Minnesota	180	141	1983-94
61	Bob Meeks	C	6-2	279	Auburn	8	0	1992-94
77	Quinn Meinerz	G	6-3	320	Wisconsin-Whitewater	15	9	2021
64	Jon Melander	G	6-7	280	Minnesota	29	22	1993-94
63	Richard Mercier	G	6-3	299	Miami (Fla.)	0	0	2000
65	Mark Merrill	LB	6-3	237	Minnesota	17	0	1981-82
46/87	Bobby Micho	RB/TE	6-3	236	Texas	20	3	1986-87
23	Willie Middlebrooks	CB	6-1	200	Minnesota	51	2	2001-04
22	Glyn Milburn	RB	5-8	177	Stanford	48	6	1993-95
17	Hugh Millen	QB	6-5	216	Washington	8	2	1994-95
83	Anthony Miller	WR	5-11	190	Tennessee	46	45	1994-96
82	Billy Miller	WR	6-3	230	Southern California	22	0	1999-2000
82	Chris Miller	QB	6-3	204	Oregon	2	0	1999
58	Von Miller	OLB	6-3	250	Texas A&M	142	142	2011-21
52	Jeff Mills	LB	6-3	244	Nebraska	41	3	1990-93
57	Jeremy Mincey	DE	6-4	265	Florida	2	0	2013
21	Eugene Mingo	HB/K	6-2	216	No college	59	N/A	1960-64
71	Claudia Minor	DE	6-4	280	San Diego State	125	123	1974-82
20	Tommy Earl Minter	HB	5-10	178	Baylor	6	N/A	1962
48	Andre Mintze	OLB	6-5	246	Vanderbilt	6	0	2021
45	Dean Miraldi	T	6-6	266	Utah	10	0	1985
75	Rex Mirich	DE	6-4	250	Northern Arizona	34	*12	1967-69
49	Alvin Mitchell	S/WR	6-3	195	Morgan State	2	0	1970
27	Charlie Mitchell	HB	5-11	185	Washington	56	N/A	1963-67
41	Leroy Mitchell	CB	6-1	190	Texas Southern	40	40	1971-73
51	John Mobley	LB	6-1	236	Kutztown	105	102	1996-2003
89	Orson Mobley	TE	6-5	256	Salem College (W.V.)	62	33	1986-90
73	John Moffitt	G	6-3	219	Wisconsin	2	0	2013
78	John Mohamed	LB	6-3	245	California	2	0	2011-12
22	Alton Montgomery	S/CB	6-0	200	Houston	43	5	1990-92
78	Marv Montgomery	T	6-6	255	Southern California	57	25	1971-76
81/83	Randy Montgomery	CB	5-11	182	Weber State	26	10	1971-73
64	Scottie Montgomery	WR	6-1	195	Duke	4	0	2000-02
64	Willi Montgomery	C	6-3	304	Virginia Tech	16	8	2014
52	Mike Montier	C	6-5	254	Colorado	14	14	1977
68	Mike Moore	HB	6-5	195	Norfolk State	3	0	1968
87	Bob Moore	TE	6-3	220	Stanford	8	2	1978
89	David Moore	WR	6-0	215	East Central	2	0	2021
23	Jason Moore	S	5-10	191	San Diego State	6	0	1999
78	Leroy Moore	DE	6-2	240	Fort Valley State	26	N/A	1964-65
26	Mookie Moore	S	6-2	318	Troy State	0	0	2001-02
69	Rahim Moore	S	6-1	195	UCLA	57	48	2011-14
76	Randy Moore	DT	6-7	241	Arizona State	3	0	1977
86	Shawn Moore	QB	6-2	213	Virginia	3	0	1991-93
78	Emery Moorehead	WR/RB	6-2	218	Colorado	16	0	1980
27	Knowshon Moreno	RB	5-11	220	Georgia	60	45	2009-13
11	Quincy Morgan	WR	6-1	215	Kansas State	7	0	2006
50	Patrick Morris	C	6-3	300	Texas Christian	3	0	2019-20
7	Craig Morton	QB	6-4	214	California	72	64	1977-82
25	Haven Moses	WR	6-2	208	San Diego State	140	127	1972-81
83	John Mosier	TE	6-3	220	Kansas	11	1	1971
94	Jarvis Moss	OLB/DE	6-7	257	Florida	34	1	2007-10
86	Bobby Moten	TE	6-4	212	Bishop College	3	0	1968
40	Parnell Motley	CB	6-0	180	Oklahoma	2	1	2020
53	Deiontrez Mount	OLB	6-5	253	Louisville	7	0	2017-18
51	Marc Munford	LB	6-2	231	Nebraska	48	16	1987-90
57	Mark Murray	LB	6-2	240	Florida	6	0	1991
72	Pat Murray	G	6-3	310	Truman State	0	0	2008
14	Bill Mustgrave	QB	6-3	215	Oregon	0	1	1990-96
85/71	Chad Mustard	TE/T	6-6	277	North Dakota	32	6	2006-08
52	Netane Muti	G	6-3	315	Fresno State	19	4	2020-21
62	Chris Myers	C/D	6-4	300	Miami (Fla.)	41	16	2005-07
96	Michael Myers	G/T	6-2	300	Alabama	32	31	2005-06
70	Robert Myers Jr.	G	6-5	335	Tennessee State	0	0	2015
79	Wilbur Myers	S	5-11	195	Delta State	16	0	1983
23	Jesse Myers	RB	5-10	210	Louisiana State	22	0	1983-84
54	Chip Myrtle	LB	6-2	225	Maryland	81	*40	1967-72
N								
58	Rob Nairne	LB	6-4	223	Oregon State	55	21	1977-80
66	Tom Nalen	C	6-3	286	Boston College	194	188	1994-2008
82	Marcus Nash	RB	5-10	220	Missouri	3	0	2006
69	Marcus Nash	WR	6-3	195	Tennessee	10	1	1998-99
84	Ricky Nattiel	WR	5-9	180	Florida	70	17	1987-92
6	Joe Nedney	K	6-4	215	San Jose State	3	0	2000
62	Dan Neil	G	6-2	285	Texas	108	104	1997-2004
52/56	Corey Nelson	LB	6-1	226	Oklahoma	60	7	2014-17, 19
80	Ron Nery	E	6-6	247	Wisconsin	4	N/A	1963
71	Tom Neville	C	6-6	260	Mississippi State	16	15	1978
51	Lee (Mike) Nichols	C	6-3	225	Arkansas A&M	28	N/A	1960-61
39	Taurean Nixon	CB	5-10	187	Tulane	2	0	2015-16
43	John Nocera	LB	6-1	220	Iowa	9	N/A	1963

No.	Name	Pos.	Hgt.	Wgt.	College	GP	GS	Years
68	Tom Nomina	T	6-3	260	Miami (Ohio)	37	N/A	1963-65
38	Ben Norman	RB	6-1	212	Colorado State	3	0	1980
14	Chris Norman	P	6-1	198	South Carolina	38	0	1984-86
11	Jordan Norwood	WR	5-11	180	Penn State	25	11	2015-16
13	Philip H. Nugent	HB	6-2	195	Tulane	12	N/A	1961
O								
27	Tom Oberg	TE	6-0	185	Portland State	16	13	1968-69
88	Riley Odons	S	6-4	230	Houston	153	134	1972-83
23/13	Michael Ojemudia	CB	6-1	200	Iowa	18	12	2020-21
73	Russell Okung	T	6-5	310	Oklahoma State	16	16	2016
85	Albert Okwuegbunam	TE	6-5	258	Missouri	18	6	2020-21
42	Muhammad Oliver	DB	5-11	179	Oregon	3	0	1992
58	Phil Olsen	OL	6-5	265	Utah State	27	5	1975-76
69	Eric Olsen	C	6-3	305	Notre Dame	1	0	2010
70	Seth Olsen	T	6-2	308	Iowa	3	0	2009
76	Harold Olson	T	6-2	255	Clemson	28	N/A	1963-64
0	John Olszewski	FB	5-11	200	California	12	N/A	1962
66	Jim O'Malley	LB	6-1	229	Notre Dame	40	5	1973-75
24	Deltha O'Neal	CB	5-10	196	California	61	36	2000-03
8	Kyle Orton	QB	6-4	225	Purdue	34	33	2009-11
91	Willie Oshodin	DE	6-4	265	Villanova	30	5	1993-95
6/17	Brock Osweiler	QB	6-7	240	Arizona State	27	11	2012-15, 17
P								
70	Vinston Painter	TE	6-6	309	Virginia Tech	0	0	2013
95	Anton Palepoi	DE	6-3	283	Nevada-Las Vegas	11	0	2004
23	Nathan Palmer	WR	5-11	198	Northern Illinois	0	0	2014
13	Chris Pane	DB	5-11	184	Chico State	36	1	1976-79
61	Matt Paradis	C	6-3	300	Boise State	57	57	2013-18
56	Don Parish	LB	6-1	220	Stanford	1	1	1972
60	Ernie Park	G	6-3	253	McMurray College	14	N/A	1967
89	Brian Parker	TE	6-4	265	Albany	13	1	2018
34	Will Parks	SE	6-1	194	Arizona	66	15	2016-20
60	Charlie Parker	G	6-1	245	Southern Mississippi	14	N/A	1965
74	Daren Parker	P	6-0	185	Utah State	0	0	1992
Scott Parrish	T	6-5	265	Utah State	0	0	1976	
24	Rick Parrish	RB	5-11	200	Utah State	46	32	1980-84
12	Al Pastrana	QB	6-1	190	Maryland	7	3	1969-70
94	Aaron Patrick	OLB	6-4	245	Eastern Kentucky	12	1	2021
81	Tim Patrick	WR	6-4	212	Utah	55	37	2018-21
28	Tito Paul	CB	6-0	195	Ohio State	16	0	1998
2	Sam Paulescu	P	6-0	189	Oregon State	1	0	2007
66	Lomie Paxton	LS	6-0	281	Sacramento State	48	0	2009-11
88	Carl Paymah	DB	6-0	195	Washington State	60	5	2005-08
86	Russell Payne†	TE	6-1	240	Appalachian State	1	0	1987
64	Erik Pears	T	6-8	305	Colorado State	32	16	2006-08
71	Jack Peavey†	OL	6-2	260	Troy State	3	1	1987
94	Domata Peko Sr.	NT	6-3	325	Michigan State	30	30	2017-18
90/77	Kyle Peko	NT	6-1	305	Oregon State	9	0	2016-17, 19
12	Craig Penrose	QB	6-3	211	San Diego State	18	4	1976-79
71	Lames W. Perkins	RB	6-0	260	Colorado	42	N/A	1980-84
33/35	Lionel Taylor	RB	5-11	222	Illinois	44	5	1976-78
60	Gerald Perry	G/T	6-6	300	Southern	40	29	1988-90
95	Michael Dean Perry	DT	6-1	285	Clemson	38	37	1995-97
33	Robert Perryman	FB	6-1	233	Michigan	19	8	1991-92
90/97	Anton Peters	FL	6-4	245	Florida	10	N/A	1963
86	Kenny Peterson	DL	6-3	295	Ohio State	42	15	2006-09
80	John Phillips	TE	6-3	251	Virginia	13	3	2016
47	Shaun Phillips	S	6-0	255	Purdue	16	12	2013
26	Lyle Pickenst†	DB	5-10	175	Colorado	1	0	1987
58	Terry Pierce	LB	6-1	251	Kansas State	18	0	2003-04
74	Evan Pilgrim	OL	6-4	304	Brigham Young	0	0	1999
38	Andrew Pinnock	FB	5-10	250	South Carolina	0	0	2008
95	Kavika Pittman	DE	6-6	273	McNeese State	45	44	2000-02
28	Michael Pittman	RB	6-0	225	Fresno State	2	3	2008
48	John Pitts	S	6-0	188	Arizona State	22	4	1973-75
82	Dave Pivec	TE	6-3	230	Notre Dame	14	5	1969
38	Bruce Plummer	DB	6-0	197	Mississippi State	26	0	1987-88, 90
16	Jake Plummer	QB	6-2	212	Arizona State	59	54	2003-06
22	Bobby Ply	DB	6-1	190	Baylor	1	N/A	1967
21	Randy Pofft	DB	6-3	190	Stanford	29	2	1975-77
76	Tyler Polumbus	QB	6-8	300	Colorado	0	0	2008-09, 15
2	Christian Ponder	TE	6-5	230	Florida State	42	8	2015
47	Zion Ponder	DE	6-9	182	Carson-Newman	6	0	1993
41	Keith Poole	WR	6-0	188	Arizona State	6	3	2001
34	Nathan Poole	RB	5-9	210	Louisville	30	13	1982-83, 85, 87
37	Tyrone Poole	CB	5-8	188	Fort Valley State	16	4	2002
75	Monsanto Pope	DT	6-3	300	Virginia	48	21	2002-05
31	P.J. Pope	RB	5-9	205	Bowling Green State	5	1	2008
31	Kerry Porter	RB	6-0	215	Washington State	13	3	1990
92	Tracy Porter	QB	5-11	186	Indiana	6	4	2012
26	Clinton Portis	RB	5-11	205	Miami (Fla.)	29	25	2002-03
23	Dickie Post	RB	5-9	190	Houston	6	1	1971
31	Darryl Pounds	CB	5-10	185	Nicholls State	9	0	2000
91	Warren Powers	DE	6-6	287	Maryland	44	28	1989-91
5	Matt Prater	K	5-10	195	Central Florida	92	0	2007-13
27	Shaun Prater	TE	6-10	190	Iowa	0	0	2015
88	Eugene Prebola	F	6-3	225	Boston University	42	N/A	1961-63
23	Owens Preece	DE	6-3	195	Oregon State	13	9	1972
46	Dave Preston	HB	5-10	185	Bowling Green	76	37	1978-83
11	Luke Prestridge	P	6-4	235	Baylor	73	0	1979-83
56	James Price	LB	6-2	225	Auburn	6	N/A	1964
25	Errol Prisby	DB	5-10	184	Cincinnati	5	N/A	1967
81	Mike Pritchard	WR	5-10	188	Colorado	18	13	1994-95
93	Trevor Pryce	DL	6-5	286	Clemson	121	114	1997-2005
98	Mike Purcell	DE	6-3	328	Wyoming	32	23	2019-21
88/87	Jeb Putzler	TE	6-3	251	Boise State	41	10	2002-05, 08
83	John J. Pyeatt	HB	6-3	204	No college	17	N/A	1960-61
Q								
26	Frank Quayle	RB	5-10	193	Virginia	11	2	1969
9	Brady Quinn	QB	6-3	235	Notre Dame	0	0	2010-11
81	Richard Quinn	TE	6-4	255	North Carolina	29	4	2009-10

BRONCOS ALL-TIME ROSTER, CONT.

R									
No.	Name	Pos.	Hgt.	Wgt.	College	GP	GS	Years	
78	Bruce Radford	DE	6-3	257	Grambling	16	0	1979	
65/66	Manny Ramirez	G/C	6-5	320	Texas Tech	49	43	2011-14	
10	Patrick Ramsey	QB	6-2	225	Tulane	0	0	2007-08	
56	Steve Ramsey	QB	6-5	210	North Texas State	53	31	1971-76	
56	Shane Ray	OLB	5-5	245	Missouri	40	15	2019-19	
19	Kalif Raymond	WR	5-9	160	Holy Cross	4	0	2016	
99	Montae Reagor	DE	6-3	285	Texas Tech	45	1	1999-2002	
76	Leo T. Reed	T	6-4	240	Colorado State	4	N/A	1961	
59	Malik Reed	OLB	6-2	235	Nevada	45	34	2019-21	
32	Tony Reed	RB	5-11	197	Colorado	15	0	1981	
43	Izell Reese	S	6-2	190	Alabama-Birmingham	15	15	2002	
41	Jonathan Reese	RB	6-1	220	Columbia	0	0	2004	
95	Darrell Reid	OLB/DE	6-2	270	Minnesota	16	0	2009	
74	Dan Remsburg	T	6-6	275	Abilene Christian	21	1	1986-87	
97	Simeon Rice	DE	6-5	268	Illinois	6	1	2007	
40	Randy Rich	DB	5-10	178	New Mexico	0	0	1977	
43	Bob Richardson	CB	6-1	180	UCLA	9	N/A	1966	
38	Horace Richardson	DB	6-0	190	Southern Methodist	0	0	2018	
39	David Richie	DB	6-4	210	Washington	2	0	1997	
58	Frank Richter	DT	6-3	255	Georgia	34	*1	1967-69	
27	Theo Riddick	LB	5-9	201	Notre Dame	0	0	2019	
26	Larry Riley	DB	5-10	192	Salem College (N.C.)	5	0	1977	
38	Marcus Rios	CB	5-11	185	UCLA	5	0	2017	
66	Dalton Risner	RB	6-5	312	Kansas State	47	47	2019-21	
38	Reggie Rivers	G	6-1	215	Southwest Texas State	96	5	1991-96	
59	Joe Rizzo	LB	6-2	220	U.S. Merchant Marine Academy	81	62	1974-80	
83	Randy Robbins	DB	6-2	189	Arizona	116	26	1984-91	
47	Adrian Robinson	DB	6-1	250	Temple	6	0	2013	
42	Curtis Robinson	LB	6-3	236	Stanford	3	0	2021	
63	Dewayne Robertson	DT	6-1	308	Kentucky	15	15	2008	
36	Frank Robinson	CB	5-11	175	Boise State	28	2	1992-93	
94	Jeff Robinson	DE	6-4	270	Idaho	64	0	1993-96	
95	Jeroy Robinson	LB	6-1	241	Texas A&M	3	0	1990	
54	Lee Robinson	RB	6-2	256	Alcorn State	3	0	2010	
99	Matt Robinson	QB	6-2	196	Georgia	14	7	1980	
29	Bradley Roby	CB	5-11	194	Ohio State	79	29	2014-18	
77	Alden Roche	DE	6-4	255	Southern	14	0	1970	
69	Jake Rodgers	T	6-6	320	Eastern Washington	19	1	2019-20	
45	Dominique Rodgers-Cromartie	CB	6-2	193	Tennessee State	15	13	2013	
4	Ruben Rodriguez	P	6-2	210	Arizona	5	0	1992	
68	William F. Roehfelt	LB	6-2	227	Bradley	18	N/A	1961-62	
68	Walter C. Rogers	T	6-2	187	Wisconsin	1	0	2007-08	
73	Stan Rogers	T	6-4	256	Maryland	14	2	1975	
35	David S. Rolle	FB	6-0	215	Oklahoma	14	N/A	1960-61	
53	Bill Romanowski	LB	6-4	245	Boston College	96	96	1996-2001	
42	Al Romine	HB	6-2	191	Florence State	14	N/A	1960	
81	Dante Rosario	TE	6-4	250	Oregon	14	3	2011	
81	Barry Ross	WR	6-0	185	Wisconsin-Stevens Point	25	0	1993	
30	Oliver Ross	RB	6-2	210	Alabama A&M	3	0	1975	
11	John Rote	QB	6-2	211	Rice	3	N/A	1966	
16	Tom Rouen	P	6-3	225	Colorado	152	0	1993-2002	
33	Justin D. Rowland	HB	6-2	188	Texas Christian	10	N/A	1962	
46	John Rowser	DB	6-1	190	Michigan	38	37	1974-76	
19	Eddie Royal	WR	5-10	180	Virginia Tech	57	45	2008-11	
78	Ahtyba Rubin	NT	6-2	310	Iowa State	2	0	2017	
11	T.J. Rubley	QB	6-2	219	Tulsa	0	0	1986	
40	Martin Rudolph†	DB	5-10	183	Arizona	3	3	1987	
57	Mike Ruether	C	6-4	279	Texas	17	0	1988-89	
58	Steve Russ	LB	6-4	245	Air Force	24	0	1997-2000	
10	Clifford Russell	WR	5-11	195	Utah	2	0	2008	
39	Darryl Russell†	DB	6-0	190	Appalachian State	3	0	1987	
85	Derek Russell	WR	6-0	195	Arkansas	50	36	1991-94	
42	Leonard Russell	RB	6-2	235	Arizona State	14	13	1994	
53	Taylor Russolino	K	6-0	170	Missisaps	1	0	2020	
80	Johnny Rutledge	LB	6-3	239	Florida	6	0	2003	
50	Jim Ryan	E	6-1	225	William & Mary	150	91	1979-88	
80	Tom Rychlec	LB	6-3	220	American International	3	N/A	1963	
4	Brett Rypien	QB	6-2	202	Boise State	4	1	2019-21	
S									
26	George Saines	S	5-11	186	Michigan State	30	19	1970-72	
74	Ephraim Salaam	T	6-7	295	San Diego State	30	30	2002-03	
74	Harvey Salem	T	6-6	283	California	10	0	1991	
74	Ty Saibrailo	T	6-5	315	Colorado State	13	7	2015-16	
84	Clint Sampson	WR	5-11	183	San Diego State	59	10	1983-86	
10	Emmanuel Sanders	WR	5-11	190	Southern Methodist	79	77	2014-19	
57	Glenel Sanders	LB	6-1	228	Louisiana Tech	1	0	1994	
37	Cecil Sapp	LB	5-11	229	Colorado State	49	9	2003-07	
82	Eric Saubert	TE	6-5	253	Drake	17	4	2021	
10	Todd Sauerbrun	T	5-10	215	West Virginia	30	0	2005-07	
83	John Sawyer	PE	6-2	240	Southern Mississippi	17	11	1983-84	
54	Ron Sbrant†	LB	6-2	230	Utah State	14	N/A	1966	
67	Bob Scarpitto	WR/P	5-11	192	Notre Dame	81	N/A	1962-67	
67	Carl Schaukowitz	T	6-3	235	Penn State	11	2	1975	
88	Tony Scheffler	TE	6-5	255	Western Michigan	57	28	2006-09	
67	Steve Schindler	G	6-3	256	Boston College	28	4	1977-78	
69	Mark Schlereth	G	6-3	282	Idaho	81	81	1995-2000	
71	Austin Schlottmann	G/C	6-6	300	Texas Christian	42	26	2019-21	
64	Mike Schmitker	G	6-5	245	Colorado	74	26	1969-74	
79	Michael Schofield	T/G	6-2	301	Michigan	29	29	2014-16	
74	Bill Schultz	T	6-5	305	Southern California	2	0	1995	
84/86	John Schultz	WR	5-10	182	Maryland	32	0	1976-78	
66	Carlos Scott†	C	6-2	305	Texas-El Paso	0	0	1987	
45	Lew Scott	DB	5-11	170	Oregon State	13	N/A	1966	
76	Kirk Scraftford	HB	6-6	270	Montana	32	7	1993-94	
35	James H. Sears	T	6-11	183	Southern California	2	N/A	1960-61	
35	Goldie Sellers	DB	6-2	198	Grambling	27	N/A	1966-67	
37	Coty Sensabaugh	CB	5-11	187	Clemson	4	0	2019	

No.	Name	Pos.	Hgt.	Wgt.	College	GP	GS	Years
45	Jeff Severson	DB	6-1	183	Long Beach State	14	3	1975
30	Steve Sewell	RB/WR	6-3	210	Oklahoma	94	15	1985-92
60	Don Shackelford	G	6-4	255	Pacific	8	N/A	1964
15	Hunter Sharp	WR	6-11	198	Utah State	1	0	2017
79	Rick Sharp	T	6-3	265	Washington	12	0	1972
81/84	Shannon Sharpe	TE	6-2	228	Savannah State	172	139	1990-99, '02-03
17	George H. Shaw	QB	6-1	183	Oregon	13	N/A	1962
95	Josh Shaw	DT	6-3	305	Michigan State	5	0	2008
45	Richard Shelton	CB	5-10	180	Liberty	4	0	1989
86	Edell Shepherd	WR	6-1	175	San Jose State	0	0	2008
84	Rod Sherman	WR	6-0	190	Southern California	14	13	1972
89	Mike Sherrill	WR	6-3	195	UCLA	15	0	1986
76	Roger Shoals	T	6-4	260	Maryland	14	14	1971
40/28	Jeff Shoate	CB	5-10	180	San Diego State	14	0	2004-05, '07
63	Laval Short	DT	6-3	250	Colorado	15	0	1980
13	Trevor Siemian	QB	6-3	220	Northwestern	26	24	2015-17
98	Sealver Siliga	DT	6-2	325	Utah	1	0	2012
80	Jerry Simmons	WR	6-0	190	Bethune-Cookman	51	35	1971-74
31	Justin Simmons	S	6-2	202	Boston College	91	81	2016-21
91	Leon Simmons	LB	6-0	225	Garland	8	N/A	1963
2	Chris Simms	QB	6-4	230	Texas	3	1	2009
51	Mike Simone	LB	6-0	210	Stanford	42	3	1972-74
67	Jackie Simpson	LB	6-0	225	Mississippi	6	N/A	1961
91	Deyon Sizer	DL	6-4	280	Colorado State-Pueblo	1	0	2019
45	John Sklopan	HB	5-10	200	Southern Mississippi	3	N/A	1963
7/14	Milton (Mickey) Slaughter	QB	6-2	204	Louisiana Tech	40	N/A	1965-66
39	Tom Smiley	DE	6-2	234	Lamar Tech	14	0	1969
56	Aaron Smith	LB	6-2	223	Utah State	10	0	1984
33	Alphonso Smith	CB	5-9	190	Wake Forest	15	0	2009
90	Antonio Smith	DE	6-3	290	Oklahoma State	16	0	2015
55	Art Smith	HB	6-1	222	Hawaii	2	0	1980
26	Ben Smith	CB	6-3	208	Georgia	14	14	1994
20	Daniel Eugene Smith	HB	5-10	180	Northeast Oklahoma	4	N/A	1964
49	Dennis Smith	S	6-3	200	Southern California	18	170	1981-84
42	Detron Smith	FB	5-10	230	Texas A&M	91	2	1996-2001
14	Don Smith	G	6-4	240	Florida A&M	2	N/A	1967
75	Ed Smith	DE	6-5	241	Colorado College	16	3	1973-75
28	Elliott Smith	CB	6-2	192	Alcorn A&M	9	0	1990
72	Harold Smith	G	6-5	250	UCLA	3	N/A	1960
N/A	Hugh B. Smith	T	6-4	217	Kansas	0	0	1962
47	James Smith	TE	6-3	190	Utah State	2	1	1962
97	Le Kevin Smith	DL	6-2	308	Nebraska	14	2	2005-09
57	Matt Smith	LB	6-2	234	West Virginia	3	0	1967
65	Monte Smith	G	6-5	270	North Dakota	14	0	1989
90	Neil Smith	DE	6-4	270	Nebraska	43	35	1997-99
26	Paul Smith	RB	5-11	242	Texas-El Paso	14	0	2007
70	Paul Smith	DT/DE	6-3	256	New Mexico	133	72	1968-78
45	Perry Smith	DB	6-1	195	Colorado State	26	5	1980-81
80	Quarterus Smith	DE	6-0	265	Western Kentucky	15	0	2014
80	Tom Smith	WR	6-0	200	Missouri Southern	183	158	1995-2007
32	Sammie Smith	RB	6-2	226	Florida State	3	1	1992
64	Shelley Smith	G	6-4	310	Colorado State	0	0	2015
71	Willie Smith	G	6-3	255	Michigan	14	N/A	1960
72	Isaac Snell	G	6-6	288	North Dakota State	0	0	2007
84	Matt Snorton	TE	6-5	250	Michigan State	5	N/A	1964
45	Matt Snorton	ILB	6-5	245	Rutgers	2	0	2017
70	Brian Sochia	NT/DE	6-5	270	Northwestern Oklahoma St.	26	16	1991-92
39	Roland Solomon	CB	6-0	193	Utah	4	0	1981
51	Henry Sorrell	LB	6-1	215	Chattanooga	10	N/A	1967
11	Diontae Spencer	WR	5-8	170	McNeese State	42	2	2019-21
33	Jimmy Spencer	CB	5-9	188	Florida	53	8	2000-03
51	Marquiss Spencer	DE	6-4	300	Mississippi State	11	0	2021
59	Donnie Spragan	LB	6-3	239	Stanford	48	22	2002-04
78	Rich Stalowski	DE/NT	6-3	245	California	14	0	1983
62	Jerry N. Stalup	LB	6-1	240	Wisconsin	22	N/A	1961-62
85	Tim Stallworth	WR	5-10	185	Washington State	1	0	1990
14	Scott Stankavage	QB	6-1	194	North Carolina	1	0	1984, '86
44	Bruce Starling	HB	6-1	186	Florida	0	0	1963
17	Larry Steele	P	5-10	182	Santa Rosa	1	0	1974
19	Fred Steinford	K	5-11	180	Boston College	33	0	1979-81
99	Shamar Stephen	DL	6-5	309	Connecticut	17	0	2017
71	Donald Stephenson	DE	6-4	312	Oklahoma	20	16	2016-17
30	Caden Sterns	S	6-1	207	Texas	15	2	2021
26	Darian Stewart	S	5-11	214	South Carolina	61	58	2015-18
27	Jeremy Stewart	RB	5-11	215	Stanford	6	0	2014
26	James E. Stinnette	FB/LB	6-1	230	Oregon State	24	N/A	1961-62
31	Jesse Stokes	DB	6-0	190	Corpus Christi	2	0	1968
14	Brandon Stokley	WR	6-0	192	Southwestern Louisiana	59	22	2007-09, '12
82	Domie Stone	FB	6-0	205	Arkansas	49	N/A	1961-64
14	Otto Stowe	WR	6-2	188	Iowa State	8	0	1974
22	Bob Stransky	HB	6-1	180	Colorado	14	N/A	1960
63	David Strickland	T/G	6-0	220	Memphis State	14	N/A	1960
40	Justin Strnad	LB	6-3	235	Wake Forest	16	5	2020-21
41	Deon Strother	RB	5-11	213	Southern California	2	0	1994
63	Tim Stuber	G	6-5	315	Colorado State	2	0	2004
70	Dave Studdard	T	6-4	260	Texas	145	133	1979-88
72	Jerry G. Sturm	C/T/G	6-2	260	Illinois	34	N/A	1961-66
60	Nick Subs	G/C	6-4	278	San Diego State	16	0	1991
50	John Sullins	LB	6-1	225	Alabama	6	0	1992
85	Don Summers	TE	6-4	230	Boise State	18	1	1984-85
2	Pat Surtain II	CB	6-2	202	Alabama	16	15	2021
46	Jim Summers	DB	5-10	180	Michigan State	11	N/A	1967
35	Jason Suttle	CB	5-10	182	Wisconsin	10	0	1999-2000
14	Courland Sutton	WR	6-1	216	Southern Methodist	50	40	2016-21
25	Charles Swann	WR/DB	6-1	188	Indiana State	13	0	1994
80	Shane Swanson	WR	5-9	200	Nebraska	3	2	1987
74	Harry Swayne	T	6-5	290	Rutgers	23	16	1997-98
49	Neal Sweeney	FL	6-2	170	Tulsa	10	N/A	1967
51	Bob Swenson	LB	6-3	225	California	96	77	1975-83
23	Eugene Sykes	DB	6-1	201	Louisiana State	4	N/A	1967
57	Jashon Sykes	LB	6-2	248	Colorado	19	8	2005-04
40	Austin Sylvester	FB	6-2	248	Washington	0	0	2011
94	Jim Szymanski	DE	6-5	268	Michigan State	7	6	1990-91

BRONCOS ALL-TIME ROSTER, CONT.

T								
No.	Name	Pos.	Hgt.	Wgt.	College	GP	GS	Years
21	Aqib Talib	CB	6-1	205	Kansas	58	58	2014-17
64	Ralph Tamm	G/C	6-4	280	West Chester	22	1	1995-96
84	Jacob Tamm	TE	6-3	230	Kentucky	1	0	2012-14
99	Maq Taniyasa	DE/DT	6-3	270	Hawaii	80	54	1995-2000
86	George Tarasovic	DE	6-4	245	Louisiana State	6	0	1967
41	Jerry L. Tarr	E	6-0	190	Oregon	14	N/A	1962
57	Pita Taumoepeu	LB	6-1	245	Utah	2	0	2021
95	Alphonso Taylor	DT	6-3	350	Temple	3	0	1993
72	Herb Taylor	T	6-3	295	Texas Christian	0	0	2009
39	Jamar Taylor	WR	5-11	192	Boise State	4	0	2018
87	Jordan Taylor	CB	5-5	210	Rice	26	2	2015-18
84	Kitrick Taylor	WR	5-11	194	Washington State	2	0	1993
87	Lionel T. Taylor	E	6-2	215	New Mexico Highlands	96	N/A	1960-66
38	Shakial Taylor	CB	5-11	175	Kansas	0	0	2019
70	Trey Teague	T	6-5	292	Tennessee	34	20	1998-2001
15	Tim Tebow	QB	6-3	245	Florida	23	14	2010-11
13	Steve Tensi	QB	6-5	215	Florida State	27	22	1967-70
13	David Terrell	WR	6-3	212	Michigan	1	0	2005
84	Jim Thibert	LB	6-3	230	Toledo	13	N/A	1965
32	Calvin Thomas	RB	5-11	230	Illinois	4	0	1988
88	Demariyus Thomas	WR	6-3	229	Georgia Tech	125	111	2010-18
35	Dymonte Thomas	S	6-2	199	Michigan	15	0	2017-18
48	Earlie Thomas	DB	6-1	190	Colorado State	10	6	1975
26	Eric Thomas	CB	5-11	184	Tulane	14	0	1995
80	Julius Thomas	TE	6-5	250	Portland State	36	25	2011-14
26	J. T. Thomas	S	6-1	196	Florida State	9	1	1982
79	Marcus Thomas	DL	6-3	316	Florida	79	34	2007-11
38	Shamarko Thomas	S	5-9	205	Syracuse	6	0	2018
82	Zach Thomas	WR/PR	6-0	182	South Carolina State	28	0	1983-84
53	Anthony Thompson	LB	6-1	227	East Carolina	11	0	1990
61	Arland Thompson	G	6-4	265	Baylor	2	0	1980
36	Bill Thompson	DB	6-1	201	Maryland State	179	178	1969-81
76	Broderrick Thompson	T	6-5	295	Kansas	32	32	1995-96
77	Jim Thompson	DT	6-5	300	Southern Illinois	4	N/A	1965
40	Luwan Thompson	RB	5-11	225	Duke	38	2	2014-16
4	Robert Thompson†	WR	5-9	168	Youngstown State	2	0	1987
22	Syd'Quan Thompson	CB	5-9	191	California	13	0	2010-11
87	Cedric Tillman	WR	6-2	204	Alcorn State	39	8	1992-94
51	Dave Tobey	LB	6-3	231	Oregon	7	0	1968
26	Kevin Toliver II	CB	6-2	199	Louisiana State	2	0	2020
42	Ryan Torain	RB	5-9	225	Arizona State	7	0	2008
81	Andre Townsend	DE/NT	6-3	255	Mississippi	103	54	1964-90
86	Austin Traylor	TE	6-3	255	Wisconsin	7	3	2017
54/94	Keith Traylor	LB/DT	6-2	304	Central State (Okla.)	94	66	1991-92, 97-2000
20	Jerry Traynham	HB	5-10	190	Southern California	2	N/A	1961
9	David Treadwell	K	6-1	180	Clemson	64	0	1989-92
59	Danny Trevathan	LB	6-1	240	Kentucky	50	32	2012-15
37	Steve Trimble	DB	5-10	181	Maryland	14	1	1981-83
18	Frank Tripucka	QB	6-2	192	Notre Dame	44	42	1960-63
91	Jeff Tupper	DL	6-2	266	Oklahoma	4	3	1987
55	Godwin Turk	LB	6-3	230	Leffner	42	5	1976-78
70/77	Billy Turner	G	6-5	310	North Dakota State	16	12	2016-18
35	Clem Turner	RB	6-1	236	Cincinnati	37	0	1970-72
15	Jim Turner	K	6-2	205	Utah State	130	0	1971-79
21	Scott Turner	CB	5-10	190	Illinois	9	0	2003
48	Derek Tuszka	LB	6-5	246	North Dakota State	9	0	2020
71	Melvin Tuten	T	6-3	306	Syracuse	2	0	1999-2000
23	Maurice Tyler	S	6-0	188	Morgan State	28	2	1973-74
72	Richard Tyson	G	6-2	245	Tulsa	7	N/A	1967
U								
67	Keith Uecker	T	6-5	278	Auburn	2	2	1982-83
50	Artie Ulmer	LB	6-3	247	Valdosta State	7	0	1999
31	Marviel Underwood	S	5-10	200	San Diego State	0	0	2007
50	Olen Underwood	LB	6-1	220	Texas	14	4	1971
96	Mitch Unrein	DT	6-4	306	Wyoming	54	3	2011-14
80	Rick Upchurch	WR	5-10	175	Minnesota	119	59	1975-83
V								
60	Steve Vallos	C	6-3	310	Wake Forest	15	0	2013
88	Nick Vannett	TE	6-6	261	Ohio State	15	11	2020
42	Bill Van Heusen	WR/P	6-1	200	Maryland	109	38	1968-76
11	Bradlee Van Pelt	QB	6-2	220	Colorado State	3	0	2005
65	Louis Vasquez	G	6-5	335	Texas Tech	48	47	2013-15
61	Bob Vaughn	C	6-4	240	Mississippi	1	0	1968
91	Cassius Vaughn	DT	5-11	193	Mississippi	21	3	2010-11
97	Demetris Veal	DT	6-2	288	Tennessee	32	1	2004-06
90	David Veikune	LB	6-2	257	Hawaii	4	0	2010
32	Tony Veland	S	6-0	209	Nebraska	12	0	1997
86	Jared Veldheer	T	6-8	321	Hillsdale College	12	12	2018
86	Chris Verhulst	TE	6-3	249	Chico State	8	1	1990
99	Kevin Vickerson	DT	6-3	328	Michigan State	47	41	2010-13
35	Kary Vincent Jr.	S	5-10	185	Louisiana State	0	0	2021
69	Lloyd Voss	T	6-4	256	Nebraska	13	7	1972
W								
37	Bob Wade	CB	6-2	200	Morgan State	3	2	1970
54	Barnton Wade	LB	6-1	232	Iowa	4	0	2021
3	Colby Wadman	P	6-1	213	UC Davis	28	0	2018-19
30	Clarence Walker	HB	6-1	205	Southern Illinois	1	N/A	1963
57	DeMarcus Walker	DE	6-4	280	Florida State	36	5	2017-20
27/25	Denard Walker	CB	6-1	190	Louisiana State	32	31	2001-02
84	Javon Walker	WR	6-3	209	Florida State	24	21	2006-07
96	Kenny Walker	DE	6-2	260	Nebraska	31	16	1991-92
50	Vance Walker	DE	6-3	305	Georgia Tech	15	4	2015-16
90	Aaron Wallace	LB	6-2	242	UCLA	1	0	2018
59	Brett Wallerstedt	LB	6-1	240	Arizona State	1	0	1994
35	Lenny Walls	CB	6-4	192	Boston College	43	20	2002-05



No.	Name	Pos.	Hgt.	Wgt.	College	GP	GS	Years
50	J.D. Walton	S	6-3	305	Baylor	36	36	2010-12
43	T.J. Ward	S	5-10	200	Oregon	41	41	2014-16
94	DeMarcus Ware	DE/OLB	6-4	256	Troy	37	33	2014-16
61	Gerard Warren	DT	6-4	325	Florida	31	31	2005-06
94	Ty Warren	DT	6-5	300	Texas A&M	1	1	2011-12
56	Dave Washington	LB	6-5	223	Alcorn A&M	27	21	1970-71
81/83	Dave Washington	TE	6-4	228	Southern California	2	1	1968
84	Gene Washington	WR	6-3	208	Michigan State	14	0	1973
97	Keith Washington	DE	6-4	275	Nevada-Las Vegas	26	16	2001-02
48	Lionel Washington	CB	6-0	185	Tulane	30	28	1995-96
95	Marvin Washington	DE	6-6	275	Idaho	16	0	1998
99	Ted Washington	NT	6-5	216	Louisville	15	15	1984
21	Chris Watson	CB	6-1	192	Eastern Illinois	14	1	1999
57	Dekoda Watson	OLB	6-2	245	Florida State	16	0	2016
54	Josh Watson	ILB	6-2	240	Colorado State	17	0	2019-20
75	Menelik Watson	T	6-5	315	Florida State	7	7	2017
81	Steve Watson	WR	6-4	195	Temple	126	87	1979-87
17	Darius Watts	LB	6-2	188	Marshall	22	2	2004-05
54	Nate Wayne	LB	6-0	230	Mississippi	16	0	1996-99
91	Stephen Weatherly	OLB	6-5	265	Vanderbilt	9	1	2021
36	Kayvon Webster	CB	5-11	198	South Florida	54	2	2013-16
58	Nate Webster	LB	6-0	232	Miami (Fla.)	32	28	2006-08
77	Darrion Weems	T	6-5	310	Oregon	6	0	2016
14	Norris Weese	QB	6-1	195	Mississippi	57	1	1976-79
40	Ted Wegert	FB	5-11	202	No college	4	N/A	1960
13	Jack Weil	P	5-11	175	Wyoming	6	0	1986
83	Wes Welker	WR	5-9	185	Texas Tech	27	21	2013-14
29	Bill West	CB	5-10	185	Tennessee State	8	0	1979
40/42	Charlie West	DB	6-1	197	Texas El Paso	32	6	1978-79
20	Willie West	DB	5-10	190	Oregon	7	N/A	1964
89	Max Wettstein	E	6-3	225	Florida State	2	N/A	1966
83	Jim Whalen	TE	6-2	210	Boston College	17	15	1970-71
59	Taylor Whitley	G	6-4	315	Texas A&M	2	0	2005
89	Andre White	TE	6-3	225	Florida A&M	14	N/A	1967
78	Jim White	DE	6-4	256	Colorado State	7	1	1976
79	Dave Widell	C/G	6-7	303	Boston College	79	39	1990-94
67	Doug Wiedell	G	6-7	289	Boston College	64	58	1988-92
82	Casey Wiegmann	C	6-2	285	Iowa	32	32	2008-09
29	Jonathan Wilhite	CB	5-11	185	Auburn	15	2	2011
68	Elijah Wilkinson	G/T	6-6	329	Massachusetts	45	26	2017-20
47	Gerald Willhite	RB	5-10	200	San Jose State	78	21	1982-88
91	Alfred Williams	DE	6-6	265	Colorado	49	38	1996-99
52/55	D.J. Williams	LB	6-1	242	Miami (Fla.)	127	115	2004-12
90	Dan Williams	DE	6-4	290	Toledo	45	40	1993-96
27	Darrent Williams	CB	5-8	188	Oklahoma State	27	23	2005-06
90	DeShawn Williams	DB	6-1	201	Clemson	29	19	2021
N/A	Harold Williams	N/A	N/A	N/A	Miami (Ohio)	N/A	N/A	1961
26	Jack Williams	CB	5-9	185	Kent State	21	0	2008-09
76	Jamal Williams	NT	6-3	348	Oklahoma State	16	16	2010
33	Javonte Williams	RB	5-10	220	North Carolina	17	1	2021
20	Roosevelt Williams	CB	5-11	200	Tuskegee	0	0	2003
19	Seth Williams	WR	6-3	211	Auburn	2	1	2021
92	Sylvester Williams	NT	6-2	328	North Carolina	68	48	2013-16
29	Wandy Williams	RB	6-1	189	Hofstra	12	2	1969-70
12	Matthew Willis	LB	6-0	190	UCLA	38	1	2009-12
85	Jeff Wilner	TE	6-5	250	Wesleyan (Conn.)	0	0	1995
56	Al Wilson	LB	6-0	240	Tennessee	125	119	1999-2006
48	Nemiah Wilson	DB	6-0	165	Grambling	42	N/A	1965-67
88	Sir Mawn Wilson	WR	6-2	213	Syracuse	0	0	1997
45	Steve Wilson	CB	5-10	195	Howard	92	33	1982-88
91	Troy Wilson	DE	6-4	257	Pittsburg State	3	0	1995
51	Jamie Winborn	LB	5-11	242	Vanderbilt	30	13	2007-08
23	Sammy Winder	RB	5-11	203	Southern Mississippi	127	88	1982-90
72	Brandon Winney	T	6-6	310	Louisiana State	0	0	2001
15	Juwann Winfree	WR	6-3	215	Colorado	3	0	2019
97	Billy Winn	DE	6-4	300	Boise State	16	2	2016-17
55	Bryant Winn†	LB	6-4	231	Houston	3	3	1987
95	Derek Wolfe	DE	6-5	285	Cincinnati	108	108	2012-19
16	Dick Wood	QB	6-5	205	Auburn	1	N/A	1962
54	Lee Woodall	LB	6-1	230	West Chester	14	0	2001
52	Ken Woodard	LB	6-1	218	Tuskegee Institute	73	13	1982-86
99	Ray Woodard†	DE	6-6	290	Texas	3	3	1987
85	Chris Woods	WR	5-11	190	Auburn	1	0	1989
59/52	Wesley Woodyard	LB	6-0	233	Kentucky	87	40	2008-13
58	Jack Work	DB	6-0	200	Denver	0	0	1960
87	James Wright	TE	6-3	240	Texas Christian	64	31	1980-85
35	Jim Wright	HB	5-11	190	Memphis State	10	N/A	1964
42	Lonnie Wright	DB	6-2	205	Colorado State	26	N/A	1966-67
20	Louis Wright	CB	6-2	200	San Jose State	166	163	1975-86
57/92	Dave Wyman	LB	6-2	241	Stanford	31	27	1993-95
76	William G. Yelverton	E	6-4	220	Mississippi	10	N/A	1960
41	Isaac Ylondom	CB	6-1	190	Boston College	29	9	2018-19
32	Chris Young	S	6-0	210	Georgia Tech	21	0	2003-05
65	Joseph A. Young	S	6-2	245	Arizona	20	N/A	1966-61
41	Kenny Young	ILB	6-3	234	UCLA	6	6	2021
83	Michael Young	WR	6-1	187	UCLA	51	14	1989-92
60	Robert Young	G	6-1	270	Howard Payne	58	*33	1966-70
35	Selvin Young	RB	5-11	207	Texas	23	13	2007-08
46	Bob Zeman	DB	6-1	200	Wisconsin	28	N/A	1962-63
65	Gary Zimmerman	T	6-6	294	Oregon	76	76	1993-97

BRONCOS ALL-TIME ROSTER BREAKDOWN

NUMBER OF PLAYERS PER SCHOOL

- 34 — Colorado
- 32 — Florida
- 29 — Texas
- 26 — Louisiana State,
- 25 — Florida State, Oregon, Stanford, Wisconsin
- 24 — Colorado State, Georgia, Southern California
- 22 — Maryland
- 21 — UCLA
- 19 — Nebraska, Washington
- 18 — Miami (Fla.), Notre Dame
- 16 — Arizona State, Boston College, Michigan, Michigan State, Ohio State
- 15 — Arizona, California, Iowa, San Diego State, Texas A&M
- 14 — Alabama, Houston, Mississippi, Oklahoma, Tennessee, Utah, Utah State
- 13 — Baylor, Minnesota
- 12 — Arkansas, North Carolina, Tulane
- 11 — Auburn, Clemson, Georgia Tech, Penn State
- 10 — Kansas, Mississippi State, Missouri, South Carolina, Wake Forest, Virginia Tech, Wyoming
- 9 — Boise State, Fresno State, Illinois, Purdue, Southern Mississippi, Texas Tech
- 8 — Duke, Florida A&M, Hawaii, Louisville, Memphis/Memphis State, Nevada-Las Vegas, Oklahoma State, Oregon State, San Jose State, Syracuse, Washington State
- 7 — Brigham Young, Cincinnati, Idaho, Kansas State, Kentucky, North Dakota State, Pittsburgh, Temple, Tulsa, Virginia
- 6 — Alcorn State/Alcorn A&M, Central Florida, Grambling State/Grambling, North Carolina State, Texas Christian, Toledo
- 5 — Louisiana Tech, Southern, Tennessee State, Texas-El Paso
- 4 — Appalachian State, Bowling Green/Bowling Green State, Delaware, Indiana, Illinois State, Miami (Ohio), North Dakota, Northern Arizona, Rice, Rutgers, South Carolina State, Southern Methodist, West Virginia, Wichita State, Vanderbilt
- 3 — Bethune-Cookman, Hofstra, Iowa State, Louisiana at Lafayette/Southwestern Louisiana, McNeese State, Morgan State, Nevada, New Mexico, New Mexico State, Northern Colorado, Northwestern, Pacific, Pittsburg State, Richmond, Texas Southern, Troy/Troy State, Villanova, Western Illinois, William & Mary
- 2 — Abilene Christian, Air Force Academy, Alabama-Birmingham, Boston University, Bradley, Cal-Davis, C.W. Post, Cal State-Fullerton, Cal State-Northridge, Chico State, Columbia, Eastern Michigan, Emporia State/Emporia College, Fort Valley State, Hillsdale College, Holy Cross, Howard, Howard Payne, Indiana State, Jacksonville State, Liberty, Long Beach State, Maine, Marshall, Missouri Southern, Montana, Montana State, New Hampshire, North Carolina A&T, North Carolina Central, North Texas/North Texas State, Northern Illinois, Old Dominion, Portland State, Sacramento State, South Florida, Southern Illinois, Southwest Texas State, Texas A&I, Texas-Arlington, Texas State, Tuskegee/Tuskegee Institute, Weber State, West Chester, West Texas State, Western Kentucky, Western Michigan, Wisconsin-Whitewater, Youngstown State
- 1 — Adams State, Akron, Alabama A&M, Allen, American International, Angelo State, Arkansas A&M, Arkansas AM&N, Arkansas State, Ball State, Belhaven College, Bishop College, Cal Poly/SLO, Cal-Riverside, Cal-Santa Barbara, Carson-Newman, Central Michigan, Central Missouri State, Central State (Okla.), Chattanooga, Coastal Carolina, Colorado College, Compton J.C., Connecticut, Corpus Christi, CSU-Pueblo, Delaware State, Delaware Valley, Delta State, Denver, Detroit Mercy, Drake, East Carolina, East Central (Okla.), Eastern Illinois, Eastern Kentucky, Eastern Montana, Eastern New Mexico, Eastern Washington, El Camino J.C., Elizabeth City State, Elon College, Evangel College, Findlay, Florence State, Grand Valley State, Hampton, Heidelberg, Henderson State, Humboldt State, Idaho State, Jackson State, James Madison, Kent State, Kutztown, Lamar, Lamar Tech, Lindenwood, Louisiana Monroe/Northeast Louisiana, Maryland Eastern Shore/Maryland State, Massachusetts, McMurray College, McNeese State, Menlo College, Mercer, Mississippi College, Morris Brown, New Mexico Highlands, Nicholls State, Norfolk State, Northeast Oklahoma, Northern Colorado, Northern Iowa, Northwestern State (La.), Northwestern Oklahoma State, Omaha, Pennsylvania, Pittsburg State, Plymouth State, Saginaw Valley State, Salem (N.C.), Salem (W. Va.), Samford, Sam Houston State, Santa Clara, Santa Rosa, Savannah State, Shepherd, South Dakota State, Southeast Missouri State, Southwest Missouri State, Springfield College, St. Augustine, Stephen F. Austin, Sul Ross State, Tennessee-Martin, Trinity (Conn.), Truman State, U.S. Merchant Marine Academy, Valdosta State, Virginia Union, Wayne State (Neb.), Wesleyan (Conn.), Western Carolina, Wisconsin-Stevens Point, Xavier, Yankton College

Seven players did not attend college.

TOP 10 SCHOOLS BY GAMES PLAYED		
Rk.	Gms.	School (No. of players)
1.	1,208	Colorado (34)
2.	840	Georgia (24)
3.	787	Florida (32)
4.	761	Boston College (16)
5.	714	Texas (29)
6.	712	Miami (Fla.) (17)
7.	708	Stanford (25)
t8.	675	Houston (14)
t8.	675	Minnesota (13)
10.	612	Washington (19)

BRONCOS ALL-TIME ROSTER BREAKDOWN

SERVICE (YEARS PLAYED)

16 YEARS: John Elway 1983-98
15 YEARS: Jason Elam 1993-2007; Tom Nalen 1994-2008
14 YEARS: Tom Jackson 1973-86; Dennis Smith 1981-94
13 YEARS: Barney Chavous 1973-85; Paul Howard 1973-75, '77-86; Ken Lanier 1981-92, '94; Rod Smith 1995-2007; Billy Thompson 1969-81
12 YEARS: Tyrone Braxton 1987-93, '95-99; Billy Bryan 1977-88; Dwayne Carswell 1994-2005; Rubin Carter 1975-86; Karl Mecklenburg 1983-94; Riley Odoms 1972-83; Shannon Sharpe 1990-99, '02-03; Louis Wright 1975-86
11 YEARS: Keith Burns 1994-98, 2000-03, '05-06; Simon Fletcher 1985-95; Steve Foley 1976-86; Matt Lepsis 1997-2007; Von Miller 2011-21; Paul Smith 1968-78
10 YEARS: Steve Atwater 1989-98; Champ Bailey 2004-13; Randy Gradishar 1974-83; Vance Johnson 1985-93, '95; Fran Lynch 1967-76; Haven Moses 1972-81; Tom Rouen 1993-2002; Jim Ryan 1979-88; Dave Studdard 1979-88
9 YEARS: Keith Bishop 1980, 1982-89; Mike Current 1967-75; Rick Dennison 1982-90; Ben Hamilton 2001-09; Mike Harden 1980-88; Chris Harris Jr. 2011-19; Rulon Jones 1980-88; Clarence Kay 1984-92; Greg Kragen 1985-93; Gary Kubiak 1983-91; Floyd Little 1967-75; Ed McCaffrey 1995-2003; Claudie Minor 1974-82; Demaryius Thomas 2010-18; Trevor Pryce 1997-2005; Jim Turner 1971-79; Rick Upchurch 1975-83; Billy Van Heusen 1968-76; Steve Watson 1979-87; D.J. Williams 2004-12; Sammy Winder 1982-90
8 YEARS: Lyle Alzado 1971-78; Otis Armstrong 1973-80; Ryan Clady 2008-15; Terrell Davis 1995-2002; Tom Glassic 1976-83; Glenn Hyde 1976-81, '84-85; Larry Kaminski 1966-73; Keith Kartz 1987-94; Chris Kuper 2006-13; Brison Manor 1977-84; **Brandon McManus 2014-21**; John Mobley 1996-2003; Dan Neil 1997-2004; Randy Robbins 1984-91; Steve Sewell 1985-92; Bob Swenson 1975-79, '81-83; Al Wilson 1999-2006; Derek Wolfe 2012-19
7 YEARS: David Bruton Jr. 2009-15; Cooper Carlisle 2000-06; Britton Colquitt 2009-15; Ray Crockett 1994-2000; Al Denson 1964-70; Elvis Dumervil 2006-12; Pete Duranko 1967-70, 72-74; Ron Egloff 1977-83; Larry Evans 1976-82; Ian Gold 2000-03, '05-07; Goose Gonsoulin 1960-66; John Grant 1973-79; Virgil Green 2011-17; Charlie Greer 1968-74; Harald Hasselbach 1994-2000; Mike Horan 1986-92; Jerry Inman 1966-71, '73; Mark Jackson 1986-92; Rich Karlis 1982-88; Jon Keyworth 1973-79; Mike Leach 2002-08; Tim Lucas 1987-93; Rob Lyle 1977-83; Bobby Maples 1972-78; Matt Prater 2007-13; Joe Rizzo 1974-80; Lionel Taylor 1960-66; Andre Townsend 1984-90; Gerald Willhite 1982-88; Steve Wilson 1982-88
6 YEARS: Mike Anderson 2000-05; Michael Brooks 1987-92; Sam Brunelli 1966-71; Glenn Cadrez 1995-2000; Byron Chamberlain 1995-2000; Ken Criter 1969-74; Eldon Danenhauer 1960-65; Todd Davis 2014-19; George Goeddeke 1967-72; Nate Jackson 2003-08; Richard Jackson 1967-72; Don Latimer 1978-83; Mike Lodish 1995-2000; Tommy Lyons 1971-76; Marv Montgomery 1971-76; Craig Morton 1977-82; Chip Myrtle 1967-72; Dave Preston 1978-83; Steve Ramsey 1971-76; Reggie Rivers 1991-96; Bill Romanowski 1996-2001; Bob Scarpitto 1962-67; Mark Schlereth 1995-2000; Mike Schnitker 1969-74; **Justin Simmons 2016-21**; Detron Smith 1996-2001; Jerry Sturm 1961-66; Maa Tanuvasa 1995-2000; Wesley Woodyard 2008-13.

ALL-TIME ROSTER HEIGHT/WEIGHT BREAKDOWNS

Note: A total of 1,449 players have appeared on Denver's active roster for a regular-season or postseason game.

BY HEIGHT

Height	# of players	Pct.
Players 5'-5"	1	(0.1%)
Players 5'-6"	0	(0.0%)
Players 5'-7"	5	(0.3%)
Players 5'-8"	13	(0.9%)
Players 5'-9"	37	(2.6%)
Players 5'-10"	98	(6.8%)
Players 5'-11"	121	(8.4%)
Players 6'-0"	149	(10.3%)
Players 6'-1"	191	(13.2%)
Players 6'-2"	226	(15.6%)
Players 6'-3"	249	(17.2%)
Players 6'-4"	164	(11.3%)
Players 6'-5"	115	(7.9%)
Players 6'-6"	58	(4.0%)
Players 6'-7"	14	(1.0%)
Players 6'-8"	4	(0.3%)
Players 6'-9"	1	(0.1%)
Players 6'-10"	1	(0.1%)
Height unknown	2	(0.1%)

BY WEIGHT

Weight Range	# of players	Pct.
Players 160-174 lbs.	18	(1.2%)
Players 175-199 lbs.	353	(24.4%)
Players 200-224 lbs.	310	(21.4%)
Players 225-249 lbs.	307	(21.2%)
Players 250-274 lbs.	213	(14.7%)
Players 275-299 lbs.	108	(7.5%)
Players 300-324 lbs.	115	(7.9%)
Players 325-350 lbs.	23	(1.6%)
Weight unknown	2	(0.1%)

ALL-TIME ROSTER HEIGHT/WEIGHT EXTREMES

Of the 1,449 players who have appeared on Denver's active roster for a regular-season or postseason game:

<u>Category</u>	<u>Hgt./Wgt.</u>	<u>No. (Players)</u>
Average height	6'-2"	
Most frequently occurring height	6'-3"	(249 players; 17.2%)
Average weight	238	
Most frequently occurring weight range	175-199	(353 players; 24.4%)
Shortest Player	5'-5"	(Trindon Holliday)
Tallest Player	6'-10"	(Drew Himmelman)
Lightest Player	160	(Kalif Raymond)
Heaviest Player	350	(Sam Adams, Alphonso Taylor)
Shortest Center/Guard	6'-1"	(7 players)
	(Chris Banks, Ken Brown, John Hohman, K.C. Jones, Pat Matson, Charlie Parker, Robert Young)	
Tallest Center/Guard	6'-7"	(Brian Habib, Jon Melander, Dave Widell)
Lightest Center/Guard	220	(David Strickland)
Heaviest Center/Guard	322	(Montrae Holland)
Shortest Tackle	6'-0"	(Arthur Hauser, David Strickland)
Tallest Tackle	6'-10"	(Drew Himmelman)
Lightest Tackle	216	(Albert Day)
Heaviest Tackle	338	(George Foster)
Shortest Quarterback	5'-11"	(Marlin Briscoe)
Tallest Quarterback	6'-7"	(Paxton Lynch, Brock Osweiler)
Lightest Quarterback	178	(Marlin Briscoe)
Heaviest Quarterback	248	(Darrell Hackney)
Shortest Running Back/Fullback	5'-7"	(KaRon Coleman, Quentin Griffin)
Tallest Running Back/Fullback	6'-3"	(13 players)
	(most recent: Andrew Beck, Rod Bernstine, Anthony Lynn, Steve Sewell)	
Lightest Running Back/Fullback	177	(Glyn Milburn)
Heaviest Running Back/Fullback	255	(Andrew Beck)
Shortest Wide Receiver	5'-5"	(Trindon Holliday)
Tallest Wide Receiver	6'-5"	(Don Carothers, Ed McCaffrey)
Lightest Wide Receiver	160	(Kalif Raymond)
Heaviest Wide Receiver	230	(Brandon Marshall, Billy Miller)
Shortest Tight End	6'-1"	(Byron Chamberlain, Hewritt Dixon, Russell Payne)
Tallest Tight End	6'-6"	(4 players)
	(Troy Fumagalli, Pat Kelly, Keli McGregor, Chad Mustard)	
Lightest Tight End	210	(Jim Whalen)
Heaviest Tight End	277	(Chad Mustard)
Shortest Defensive Lineman	5'-11"	(Elvis Dumervil)
Tallest Defensive Lineman	6'-7"	(5 players)
	(Paul Carrington, Stan Fanning, Jumpy Geathers, John Hoffman, Jarvis Moss)	
Lightest Defensive Lineman	240	(Leroy Moore)
Heaviest Defensive Lineman	350	(Sam Adams, Alphonso Taylor)
Shortest Linebacker	5'-11"	(Elvis Dumervil, Tom Jackson, Joe Mays, Jamie Winbom)
Tallest Linebacker	6'-7"	(Jarvis Moss)
Lightest Linebacker	190	(Tommy Luke)
Heaviest Linebacker	275	(Bradley Chubb)
Shortest Defensive Back	5'-7"	(Chris Hale, Calvin Jones)
Tallest Defensive Back	6'-4"	(John Pitts, Lenny Walls)
Lightest Defensive Back	164	(Chris Hale)
Heaviest Defensive Back	220	(John Lynch)
Shortest Kicker/Punter	5'-9"	(P Bucky Dilts, K Bobby Howfield)
Tallest Kicker/Punter	6'-4"	(4 players)
	(P Mitch Berger, K Steven Hauschka, K Joe Nedney, P Luke Prestridge)	
Lightest Kicker/Punter	175	(P Jack Weil)
Heaviest Kicker/Punter	240	(K Bob Humphreys)

BRONCOS ALL-TIME NUMERICAL ROSTER

All-Time Numerical Roster Notes

• Every jersey number has been worn at least once in franchise history.

Retired Jersey Numbers:

#7 John Elway	QB	1983-98
#18 Frank Tripucka	QB	1960-63
#44 Floyd Little	RB	1967-75
<i>*with special recognition of QB Peyton Manning's tenure (2012-15) wearing #18</i>		

Jersey Numbers Worn By Only One Player:

#0 John Olszewski	FB	1962
-------------------	----	------

Players Who Have Worn Three Jersey Numbers:

Sam Brunelli	G	64, 68, 72
Keith Burns	LB	51, 55, 56
Ryan Harris	T	74, 72, 68
Nate Jackson	TE	14, 81, 89

Players For Whom Jersey Numbers Are Not Available:

Hugh Smith	E	1962
Harold Williams	HB	1961

John Olszewski	FB	1962
----------------	----	------

K.J. Hamler	WR	2021
Taylor Russolino	K	2020
Marquette King	P	2018
Connor Barth	P	2014
Brett Kern	P	2008-09
Jason Elam	K	1993-2007
Daren Parker	P	1992
Chris Norman	P	1984-85

Pat Surtain II	CB	2021
Kendall Hinton	WR	2020
Brandon Allen	QB	2019
Christian Ponder	QB	2015
Zac Dysert	QB	2013
Chris Simms	QB	2009
Sam Paulescu	P	2007
Steve Lindsey	K	2000
Will Furrer	QB	1994
Mike Horan	P	1986-92
Joe DiVito	QB	1968
Bob Humphreys	K	1967-68
Cookie Gilchrist	FB	1965

Drew Lock	QB	2019-21
Colby Wadman	P	2018
Steven Hauschka	K	2010
Tom Brandstater	QB	2009
Paul Ernster	P/K	2005-07
Scott Bentley	K	1997-2000
Rich Karis	K	1982-88
Bobby Howfield	K	1988-70
Billy Joe	FB	1963-64

Brett Rypien	QB	2019-21
Case Keenum	QB	2018
Austin Davis	P	2016
Britton Colquitt	P	2009-15
Darrell Hackney	QB	2007-08
Micah Knorr	P/K	2002-04
Ruben Rodriguez	P	1992
Chris Norman	P	1986
Robert Thompson	WR	1987
Rick Duncan	K	1967

Teddy Bridgewater	QB	2021
Joe Flacco	QB	2019
Matt Prater	K	2007-13
Brad Daluiso	K	1992

Sam Martin	P	2020-21
Colby Wadman	P	2019
Chad Kelly	QB	2017-18
Brock Osweiler	QB	2012
Jay Cutler	QB	2006-08
Jason Baker	P/K	2004
Joe Nedney	K	2000
Bubby Brister	QB	1997-99
Ralph Giacommario	P	1987

7 (RETIRED)

John Elway	QB	1983-98
Craig Morton	QB	1977-82
Mickey Slaughter	QB	1963-66

8

Brandon McManus	K	2014-21
Kyle Orton	QB	2009-11
Matt Mauck	QB	2004
Todd Husak	QB	2001
Jeff Lewis	QB	1996-97
Tommy Maddox	QB	1992-93
Gary Kubiak	QB	1983-91

9

Kendall Hinton	WR	2021
Jeff Driskel	QB	2020
Kevin Hogan	QB	2018
Riley Dixon	P	2016-17
Brady Quinn	QB	2010-11
David Trethewell	K	1989-92

10

Jerry Jeudy	WR	2020-21
Emmanuel Sanders	WR	2014-19
Jabar Gaffney	WR	2009-10
Clifford Russell	WR	2008
Todd Sauerbrun	P	2005-07
Triantos Luke	WR	2004
Bucky Dilts	P	1977-78
Mark Herrmann	QB	1981-82
Steve Ramsey	QB	1971-76
Jim Leclair	QB	1967-68
John McCormick	QB	1963, '65-66

11

Dontae Spencer	WR	2019-21
Carlos Henderson	WR	2017-18
Jordan Norwood	WR	2015-16
Trindon Holliday	WR	2012-13
Kenny McKinley	WR	2009-10
Patrick Ramsey	QB	2007-08
Quincey Morgan	WR	2006
Bradlee Van Pelt	QB	2005
Steve Beuerlein	QB	2001-03
Jeff Brohm	QB	1999
T.J. Rubley	QB	1996
Luke Prestridge	P	1979-83
Bobby Anderson	HB	1970-73
John McCormick	QB	1968
Tobin Rote	QB	1966

12

Mike Ford	CB	2021
Paxton Lynch	QB	2016-17
Andre Caldwell	WR	2013-15
Matthew Willis	WR	2009-12
Domenik Hixon	WR	2006-07
Charlie Adams	WR	2003
Gus Frerotte	QB	2000-01
Chris Miller	QB	1999
Shawn Moore	QB	1992-93
Ken Karcher	QB	1987-88
Craig Penrose	QB	1976-79
Charley Johnson	QB	1972-75
Al Pastrana	QB	1969-70
Gary Kroner	K	1965-67

13

Michael Ojemudia	CB	2021
KJ Hamler	WR	2020
Trevor Siemian	QB	2015-17
Nathan Palmer	WR	2014
Keary Colbert	WR	2008
David Terrell	WR	2005
Danny Kanell	QB	2003-04
Jack Weill	P	1986
Don Horn	QB	1971-72
Steve Tensi	QB	1967-70

14

Courtland Sutton	WR	2018-21
Cody Latimer	WR	2014-17
Brandon Stokley	WR	2007-09, '12
Todd Devoe	WR	2005-06
Nate Jackson	WR	2003-04
Brian Griese	QB	1998-2002
Bill Musgrave	QB	1995-96
Dean May	QB	1987
Scott Stankavage	QB	1984, '86
Norris Weese	QB	1976-79
John Hulmangel	QB	1974
Pete Liske	QB	1969-70
Mickey Slaughter	QB	1963-66
Don Smith	G	1967
George Hunter Enis	QB	1962
Skip Doyle	HB	1960

Staff/Coaches Players Roster Breakdown 2021 Season History/Results Year-by-Year Stats Postseason Records Honor Miscellaneous

BRONCOS ALL-TIME NUMERICAL ROSTER, CONT.

15					
Juwann Winfree	WR	2019	Tatum Bell	RB	2008
Hunter Sharp	WR		Hamza Abdullah	S	2005-08
Marion Brown	WR	2016	Quentin Griffin	RB	2005
Tim Tebow	QB	2010-11	Scott Turner	CB	2003
Brandon Marshall	WR	2006-09	KaRon Coleman	RB	2001-02
Mike Glendon	K	1987	Chris Watson	CB	1999
Jim Turner	K	1971-79	Darrien Gordon	CB	1998
Marlin Briscoe	QB	1968	Randy Hilliard	CB	1994-97
Max Choboian	QB	1966	Le-Lo Lang	CB	1993-93
Jacky Lee	QB	1964-65	Earl Johnson	DB	1987
Philip Nugent	HB	1961	Myron Dupree	CB	1983
16					
Tyrie Cleveland	WR	2020-21	Randy Poff	DB	1975-77
Isaiah McKenzie	WR	2018	Randy Montgomery	CB	1971-73
Bennie Fowler	WR	2015-17	Bobby Burnett	RB	1969
Caleb Hanie	QB	2012	Tommy Luke	LB	1968
D'Andre Goodwin	WR	2011	Jesse Stokes	DB	1968
Chad Jackson	WR	2008	Goldie Sellers	DB	1966-67
Jake Plummer	QB	2003-06	Gerry Bussell	DB	1965
Tom Rouen	P	1993-2002	Eugene Mingo	HB	1960-64
Monte McGuire	QB	1987	22		
Jeff Knaggle	QB	1980	Kareem Jackson	S	2019-21
John Huffnagel	QB	1975	Tramaie Brock	CB	2018
Mike Ernst	QB	1972	C.J. Anderson	RB	2013-17
Dick Wood	QB	1962	Tracy Porter	CB	2012
George Herring	QB	1960-61	Syd'Quan Thompson	FB	2010-11
17					
Travis Fulgham	WR	2021	Peyton Hillis	CB	2008-09
John Brown	WR	2021	Domonique Foxworth	CB	2005-07
DaeSean Hamilton	WR	2018-20	Quentin Griffin	RB	2003-04
Brock Osweiler	QB	2013-15, '17	Olandis Gary	RB	1999-2002
Andre Caldwell	WR	2012	Vaughn Hebron	RB	1996-98
Quon Cosby	WR	2011	Glyn Milburn	RB	1993-95
Britt Davis	WR	2010	Alton Montgomery	S	1990-93
Mitch Berger	P	2009	Tony Lilly	DB	1984-87
Glenn Martinez	WR	2007-08	Aaron Kyle	DB	1980-82
Darius Watts	WR	2004-05	Steve Haggerty	DB	1975
Jarius Jackson	QB	2000-03	Fran Lynch	HB	1967-76
Hugh Millen	QB	1994-95	Bobby Ply	DB	1967
Steve DeBerg	QB	1981-83	Gerry Bussell	DB	1965
Matt Robinson	QB	1980	Eliuh (Buddy) Allen	HB	1961
Larry Steele	P	1974	David Ames	HB	1961
Scotty Glacken	QB	1966-67	Bob Stransky	HB	1960
George Shaw	QB	1962	23		
18 (RETIRED)					
Peyton Manning	QB	2012-15	Kyle Fuller	CB	2021
Frank Tripucka	QB	1960-63	Michael Ojemudia	CB	2020
19					
Seth Williams	WR	2021	Devontae Booker	RB	2016-19
Fred Brown	WR	2019-20	Ronnie Hillman	RB	2014-15
Kalif Raymond	WR	2016	Quentin Jammer	CB	2013
Isaiah Bursa	WR	2014	Willis McGahee	RB	2011-12
Eddie Royal	WR	2008-11	Rinaldo Hill	S	2009-10
Taylor Jacobs	WR	2007	Andre Hall	RB	2007-08
Brian Clark	WR	2006	Marques Anderson	S	2009
Fred Steinfort	K	1979-81	Willie Middlebrooks	CB	2001-04
Don Breaux	QB	1963	Jason Moore	S	1999
20					
Duke Dawson Jr.	CB	2019-20	Darrien Gordon	CB	1997
Jamal Carter	S	2017-18	Ronnie Bradford	CB	1993-95
Justin Forsett	RB	2016	Sammy Winder	RB	1982-90
Josh Bush	S	2014-15	Chris Pane	CB	1976-79
Mike Adams	S	2012-13	Billy Hardee	CB	1976
Brian Dawkins	S	2009-11	Alfred Haywood	RB	1975
Marlon McCree	S	2008	George Hoey	DB	1975
Travis Henry	RB	2007	Maurice Tyler	S	1973-74
Mike Bell	RB	2006	Steve Preece	S	1972
Garrison Hearst	RB	2004	Dickie Post	RB	1971
Roosevelt Williams	CB	2003	Drake Garrett	DB	1968-70
Delvin Hughley	CB	2001	Gene Sykes	DB	1967
Tory James	CB	1996, '98-99	Goose Gonsoulin	DB	1960-66
Greg Lewis	RB	1992	24		
Daryll Jones	DB	1987	Adam Jones	CB	2018
Kevin Clark	DB	1990-91	Champ Bailey	CB	2004-13
Louis Wright	CB	1975-96	Deltha O'Neal	CB	2000-03
Charles Greer	DB	1968-74	Randy Fuller	CB	1994
Billy Ray Fletcher	E	1966	Wymon Henderson	CB	1989-91
Willie West	DB	1964	Tony Boddie	RB	1986-87
Tommy Minter	HB	1962	Rick Parros	RB	1981-84
Daniel E. Smith	HB	1961	Otis Armstrong	RB	1973-80
Jerry Trainham	HB	1961	Butch Byrd	DB	1971
Henry Bell	HB	1960	Booker Edgerson	CB	1970
21					
Ronald Darby	CB	2021	Phil Brady	S	1969
A.J. Bouye	CB	2020	Hal Lewis	DB	1968
Theo Riddick	CB	2019	Willie Brown	DB	1963-66
Su'a Cravens	S	2018	Donald Allen	FB	1960
Aqib Talib	CB	2014-17	25		
Ronnie Hillman	RB	2012-13	Melvin Gordon III	RB	2020-21
Andre Goodman	CB	2009-11	Chris Harris Jr.	CB	2011-19
			Tony Carter	CB	2009
			Anthony Alridge	RB	2008
			Nick Ferguson	S	2003-07
			Denard Walker	CB	2002
			Eric Davis	CB	2001
			Darrius Johnson	CB	1996-99
			Charles Swann	DB	1994
			Kip Corrington	S	1989-90
			Roger Jackson	DB	1987

Daniel Hunter	CB	1985-86	Steve Sewell	RB	1985-92
Haven Moses	WR	1972-81	Jim Jensen	RB	1977, 79-80
Ted Alflen	RB	1969	Oliver Ross	RB	1973-75
Errol Prisky	DB	1967	Cookie Gilchrist	RB	1967
26			Hewritt Dixon	FB	1963-65
Mike Boone	RB	2021	Clarence Walker	HB	1963
Kevin Toliver II	CB	2020	31		
Isaac Yadom	CB	2015-19	Justin Simmons	S	2016-21
Darian Stewart	S	2015-18	Omar Bolden	CB/S	2012-15
Rahim Moore	S	2011-14	Darcel McBeth	S	2009-10
Laurence Maroney	RB	2010	P.J. Pope	RB	2008
Ty Law	CB	2009	Marviel Underwood	S	2007
Jack Williams	CB	2008-09	Quentin Harris	S	2006
Paul Smith	RB	2007	Kelly Herndon	CB	2002-04
Tatum Bell	RB	2004-06	Darryl Pounds	CB	2000
Clinton Portis	RB	2002-03	Derek Loville	RB	1997-99
Eric Brown	S	1998-2001	Rondell Jones	S	1993-96
Tim Mckyer	CB	1997	Victor Jones	RB	1992
Eric Thomas	CB	1995	Kerry Porter	RB	1990
Ben Smith	CB	1994	Mike Harden	CB	1980-88
Chris Hale	DB	1993	Zachary Dixon	RB	1979
Tommy Humphrey	RB	1989-91	Mike Frankowiak	RB	1975-76
Lyle Pickens	DB	1987	Bo Hickey	FB	1967
Chris Brewer	RB	1984	32		
J.T. Thomas	DB	1982	Ha Ha Clinton-Dix	WR	2021
Larry Riley	DB	1977	LeVante Bellamy	RB	2020
Calvin Jones	CB	1973-76	Andy Janovich	RB	2016-19
George Saimes	S	1970-72	Curtis Marsn	CB	2015
Darrell Lester	RB	1965-66	Tony Carter	CB	2011-14
Tommy Janik	DB	1963-64	Perrish Cox	CB	2010
Frank Quayle	RB	1969	LaMont Jordan	RB	2009
Don Coffey	E	1963	Dre Bly	CB	2007-08
27			Chris Young	S	2003-05
Nate Hairston	CB	2021	Billy Jenkins	S	2000-01
Will Parks	CB	2020	Tony Veland	S	1997
Davontae Harris	CB	2019-20	Sammie Smith	RB	1992
Brendan Langley	CB	2017-18	Melvin Bratton	RB	1989-90
Shaun Prater	CB	2015	Calvin Thomas	RB	1988
Jeremy Stewart	RB	2014	Joe Dudek	RB	1987
Knowshon Moreno	RB	2009-13	Leonard Jones	DB	1987
Darrent Williams	CB	2005-06	Tony Reed	RB	1981
Denard Walker	CB	2001	Jon Keyworth	RB	1974-80
Terrell Buckley	CB	2000	Dick Davis	RB	1970
Steve Atwater	S	1989-98	Garrett Ford	RB	1968
Kevin Clark	DB	1987-88	Mike Kellogg	FB	1966-67
Maurice Harvey	DB	1978, 80	33		
Tom Oberg	S	1968-69	Javonte Williams	RB	2021
Charlie Mitchell	HB	1963-67	Alijah Holder	S	2020
28			De'Angelo Henderson	RB	2017
Damarea Crockett	RB	2021	Shiloh Keo	S	2015-16
Royce Freeman	RB	2018-20	Duke Ihenacho	S	2012-13
Jamaal Charles	RB	2017	Nate Jones	CB	2010
Montee Ball	RB	2013-14	Alphonso Smith	CB	2009
Quinton Carter	S	2011-12	Marquand Manuel	S	2008
Correll Buckhalter	S	2009-10	Ron Dayne	CB	2005
Michael Pittman	RB	2008	Jimmy Spencer	RB	2000-03
Jeff Shoate	CB	2007	John Avery	RB	1999
Kenoy Kennedy	S	2000-04	Dedrick Dodge	S	1997
Tito Paul	CB	1998	Rod Bernstein	RB	1993-95
Clifford Hicks	CB	1995	Robert Perryman	RB	1991-92
Butler By'not'e	RB	1994	Tony Dorsett	RB	1988-89
Caston Green	RB	1991-92	Gene Lang	RB	1984-87
Elliot Smith	RB	1990	Lawrence McCutcheon	RB	1980
Jeremiah Castille	RB	1987-88	Lonnie Perrin	RB	1976
Scott Caldwell	CB	1987	Jim Kieck	RB	1976-77
Roger Jackson	DB	1982-85	Joe Dawkins	RB	1971-73
Cornell Gordon	CB	1970-72	Willis Crenshaw	FB	1970
Jack Lentz	S	1967-68	Hub Lindsey	QB	1968
Abner Haynes	HB	1965-66	Wendell Hayes	FB	1966-67
Billy Atkins	DB	1964	Justin Rowland	HB	1962
Bobby Gaiters	HB	1963	Fred Bukaty	FB	1961
29			Pete Mangum	LB	1960
Bryce Callahan	CB	2019-21	34		
Bradley Roby	CB	2014-18	Essang Bassey	CB	2020-21
Michael Huff	S	2013	Will Parks	S	2016-19
Jonathan Wilhite	CB	2011	Marquice Cole	CB	2013
Chevis Jackson	CB	2010	Joshua Bell	S	2010-11
Andre Brown	RB	2010	Cedric Cobbs	RB	2006
Damien Nash	RB	2006	Reuben Droughns	RB	2002-04
Howard Griffith	FB	1997-2001	Raymond Harris	DB	2000
Aaron Craver	RB	1995-96	Tyrone Braxton	RB	1987-93, '95-99
Charles Dimry	CB	1991-93	Nathan Poole	DB	1982-83, '85, '87
Darren Carrington	DB	1989	Gus Hollomon	DB	1968-69
Warren Marshall	S	1987	Don Stone	FB	1961-64
Wilbur Myers	DB	1983	Hardy Brown	LB	1960
Bernard Jackson	DB	1977-80	35		
Bill West	CB	1972	Kary Vincent Jr.	CB	2021
Wandy Williams	CB	1969-70	Jeremy Cox	FB	2020
Wendell Hayes	HB	1965	Dymonte Thomas	S	2017-18
30			Kapri Bibbs	RB	2014-16
Caden Sterns	S	2021	Lance Ball	RB	2010-12
Phillip Lindsay	S	2018-20	Selvin Young	CB	2007-08
David Bruton Jr.	RB	2009-15	Lenny Walls	CB	2002-03
Cory Boyd	RB	2008	Jason Suttle	CB	1999-2000
Mike Bell	RB	2007	Johnr Granby	DB	1992
Terrell Davis	RB	1995-2002			

BRONCOS ALL-TIME NUMERICAL ROSTER, CONT.

Blake Ezor	RB	1990	Karl Paymah	CB	2005-08
Ken Bell	RB	1986-89	Johnathan Reese	RB	2004
Larry Canada	FB	1978-79, '81	Deon Strother	RB	1994
Lonnie Perrin	RB	1977-78	Greg Lewis	RB	1991
Clem Turner	RB	1970-72	Rob Lytle	RB	1977-83
Henry Jones	RB	1969	Leroy Mitchell	CB	1971-73
Jim Wright	HB	1964	Eric Crabtree	FL	1966-68
Richard Dickinson	FB	1962-63	George Burrell	F	1969
Jim Sears	HB	1961	Jerry Tarr	F	1962
Dave Rolle	FB	1960	Bob McNamara	HB	1960-61
<hr/>					
36			42		
Trey Marshall	S	2018-20	Curtis Robinson	ILB	2021
Kayvon Webster	CB	2013-16	Parnell Motley	CB	2020
Jim Leonhard	S	2012	Mark Barron	ILB	2020
Rafael Bush	S	2011	Casey Kreiter	LS	2016-19
Josh Barrett	CB	2008-09	Mario Fannin	RB	2011-12
Frank Robinson	CB	1992-93	Ryan Torain	S	2008
Mark Haynes	CB	1986-89	Sam Brandon	R	2002-06
Billy Thompson	DB	1969-81	Detron Smith	FB	1996-2001
Jim Stinnette	FB	1961-62	Leonard Russell	RB	1994
Red Brodnax	FB	1960	Muhammad Oliver	CB	1992
<hr/>					
37					
P. J. Locke	S	2020-21	Charlie West	DB	1978
Lorenzo Doss	CB	2015-17	Billy Van Heusen	WR	1968-76
Jeremiah Johnson	RB	2011	Lonnie Wright	DB	1966-67
Alex Haynes	RB	2008	Odeil Barry	HB	1964-65
Calvin Lowry	S	2008	Al Frazier	HB	1961
Cecil Sapp	RB	2003-07	Albert Romine	HB	1960
Tyrone Poole	CB	2002	43		
Tony Carter	FB	2001	Micah Kiser	ILB	2021
Anthony Lynn	RB	1993, '97-99	Joseph Jones	ILB	2017-20
Tim Hauck	CB	1995-96	T. J. Ward	S	2014-16
Kevin Guiry	CB	1989	Herrana-Daze Jones	S	2008
Steve Fitzhugh	DB	1987	Roderick Rogers	S	2007-08
Steve Trimble	DB	1981-83	Izell Reese	S	2002
Bob Wade	CB	1970	Derrick Clark	RB	1994
<hr/>					
38			Steve Foley	CB	1976-86
Shakial Taylor	CB	2019	Lonnie Hepburn	CB	1974
Horace Richardson	CB	2018	Pete Jaquess	DB	1967-70
Shamarko Thomas	S	2018	Bob Richardson	DB	1966
Marcus Rios	CB	2017	Charles Marshall	HB	1962
Quinton Carter	S	2013-14	John Nocera	CB	1963
Andrew Pinnock	FB	2008	Frank Bernardi	DB	1960
Steve Cargile	S	2006-07	44 (RETIRED)		
Mike Anderson	RB	2000-05	Floyd Little	HB	1967-75
Reggie Rivers	RB	1991-96	Miller Farr	DB	1965
Bruce Plummer	DB	1987-88, '90	Bruce Starling	HB	1963
Ben Norman	RB	1980	<hr/>		
39			45		
Rojesterman Farris	CB	2021	Alexander Johnson	ILB	2018-21
Mac McCain	CB	2021	Kevin Snyder	ILB	2017
Cyrus Jones	CB	2019	Thomas Gafford	LS	2016
Jamar Taylor	CB	2018	Dominique Rodgers-Cromartie	CB	2013
Michael Hunter	CB	2017	Quinn Johnson	FB	2011
Taurean Nixon	CB	2015-16	Roc Alexander	CB	2004-05
Vernon Fox	S	2008-09	Gary Downs	RB	1995
Kyle Johnson	FB	2002-07	Richard Shelton	CB	1989
Ray Crockett	CB	1994-2000	Steve Wilson	CB	1982-88
Robert Delpino	DB	1993	Perry Smith	DB	1980-81
Darryl Russell	DB	1987	Jeff Severson	DB	1975
Tom Smiley	RB	1969	Bill Laskey	LB	1973-75
Jesse Myles	RB	1969	Tom Cassese	DB	1967
Roland Solomon	CB	1983-84	Lew Scott	DB	1966
		1981	Jim McMillin	DB	1964-65
<hr/>					
40			John Sklopan	HB	1963
Justin Strand	ILB	2020-21	Goose Gosnolin	DB	1960
Juwan Thompson	RB	2014-16	<hr/>		
Jacob Hester	FB	2012	46		
Austin Sylvester	FB	2011	Jacob Bobenmoyer	LS	2020-21
Curome Cox	S	2005-07	Jeff Holland	OLB	2018
Jeff Shoate	CB	2004	Aaron Brewer	LS	2012-15
Dale Carter	S	1999	Spencer Larsen	FB/LB	2008-11
Jeff Hall	S	1993-94	KaRon Coleman	RB	2000
Jeff Alexander	RB	1989, '92	Bobby Micho	RB	1986
Martin Rudolph	DB	1987	Dave Preston	HB	1978-83
Charlie West	DB	1978-79	John Rowser	DB	1974-76
Randy Rich	DB	1977	Terry Erwin	HB	1968
Jack Gehrke	WR	1971	John Summers	DB	1967
Grady Gavness	CB	1969	John Griffin	HB	1964-66
Ron Lamb	FB	1968	Norman Bass	DB	1964
Brendan McCarthy	FB	1968-69	Bob Zeman	DB	1962-63
Paul Carmichael	HB	1965	Hardy Brown	LB	1960
Jay Dale Evans	HB	1961	<hr/>		
Albert Carmichael	HB	1960-61	47		
Ted Wegert	FB	1960	Josey Jewell	ILB	2018-21
<hr/>					
41			Mike Mohamed	ILB	2012
Kenny Young	LB	2021	John Lynch	S	2004-07
Jamar Johnson	S	2021	Ryan McNeil	CB	2003
De Vante Bausby	CB	2019-20	Darius Clark	S	2000-01
Isaac Yiadom	ILB	2018	David Poole	DB	1993
Jerrold Garcia-Williams	ILB	2017	Gerald Willhite	RB	1982-88
Cassius Vaughn	CB	2010-11	George Atkinson	DB	1979
			Tony Harris	WR	1972
			Paul Martini	S	1970
			James Smith	S	1969
			John McGeeever	DB	1962-65

48	Andre Mintze	OLB	2021	Divral Briggs	LB	2010	
	Derrek Tuszka	OLB	2020	Niko Koutouvides	LB	2008	
	Shaquill Barrett	OLB	2015-18	Louis Green	LB	2004-07	
	Mike Leach	TE/LS	2002	Johnny Rutledge	LB	2003	
	George Coghill	S	1998-2001	Bill Romanowski	LB	1996-2001	
	Lionel Washington	CB	1995-96	Dante Jones	LB	1995	
	Randy Robbins	DB	1984-91	Anthony Thompson	LB	1990	
	Earlie Thomas	DB	1975	Randy Gradishar	LB	1976-83	
	John Pitts	S	1973-75	Ken Criter	LB	1971-74	
	Dale Hackbart	S	1973	Roger LeClerc	C	1967	
	Herman Lewis	DE	1968	Don Gulsath	LB	1966	
	Alex Moore	RB	1968	Tom Erlandson	LB	1962-65	
	Nemiah Wilson	DB	1965-67	Bob Hudson	LB	1960-61	
49	Jamar Johnson	S	2021	54	Wade Barrington	ILB	2021
	Nate Hairston	CB	2020	Josh Watson	ILB	2019-20	
	Alijah Holder	DB	2019	Brandon Marshall	LB	2013-18	
	Craig Mager	CB	2018	C.J. Davis	C/G	2012	
	Questin Gause	ILB	2016	David Binn	LS	2011	
	Chris Gronkowski	FB	2012	Lee Robinson	LB	2010	
	Matt Dominguez	TE	2001	Andra Davis	ILB	2009	
	Dennis Smith	S	1981-94	D.D. Lewis	LB	2007	
	Alvin Mitchell	S/WR	1970	Patrick Chukwurah	LB	2003, '05-06	
	Neal Sweeney	FL	1967	Lee Woodall	LB	2001	
	Glenn Glass	DB	1966	Nate Wayne	LB	1998-99	
50	Jonas Griffith	ILB	2021	Britt Hager	LB	1995-96	
	Patrick Morris	G/C	2019-20	Mitch Donahue	LB	1993-94	
	Aaron Wallace	LB	2018	Keith Traylor	LB	1991-92	
	Zaire Anderson	ILB	2016-17	Keith Bishop	C	1980, '82-89	
	Shaquill Barrett	OLB	2014	Richard Baska	LB	1976-77	
	J.D. Walton	G	2010-12	Mike Lemon	LB	1975	
	Ben Hamilton	G/C	2001-09	Ralph Cindrich	LB	1974	
	Artie Ulmer	LB	1999	Chip Myrtle	LB	1967-72	
	Jon Hesse	LB	1997	Ron Sbranti	LB	1966	
	Ray Jacobs	LB	1994-95	Ed Cummings	LB	1965	
	John Sullins	LB	1992	Larry Jordan	LB	1964	
	Jim Ryan	LB	1979-88	Ed (Wahoo) McDaniel	LB	1961-63	
	Bobby Maples	C	1972-78	55	Bradley Chubb	OLB	2018-21
	Olen Underwood	LB	1971	Dillon Day	C	2017	
	Carl Cunningham	LB	1967-70	Lerentee McCray	LB	2014-15	
	Jerry Hopkins	LB	1963-66	D.J. Williams	LB	2005-12	
	Pat Lamberti Jr.	LB	1961	Patrick Chukwurah	LB	2004	
	Fred Broussard	C	1960	Keith Burns	LB	2000-03	
51	Marquiss Spencer	DE	2021	Ken Brown	LB	1995	
	Nigel Bradham	LB	2020	Glenell Sanders	LB	1994	
	Todd Davis	LB	2015-19	John Kacherski	LB	1992	
	Paris Lenon	LB	2013	Rick Dennison	LB	1982-90	
	Joe Mays	LB	2010-12	Bryant Winn	LB	1987	
	Jamie Winborn	LB	2007-08	Art Smith	LB	1980	
	Keith Burns	LB	2005-06	Ken Brown	C	1979	
	John Mobley	LB	1996-2003	Godwin Turk	LB	1976-78	
	Mike Croel	LB	1991-94	Pete Duranko	DE	1967-70, '72-74	
	Marc Munford	LB	1987-90	Archie Matsos	LB	1966	
	Bob Swenson	LB	1975-79, '81-83	Mary Matuszak	LB	1964	
	Mike Simone	LB	1972-74	Jim Fraser	LB	1962-63	
	Bill Butler	LB	1970	56	Baron Browning	LB	2021
	Tim Casey	LB	1969	Corey Nelson	ILB	2019	
	Gordon Lambert	LB	1969	Shane Ray	OLB	2015-18	
	Dave Tobey	LB	1968	Nate Irving	LB	2011-14	
	Henry Sorrell	LB	1967	Robert Ayers	LB/DE	2009-10	
	Eugene Jeter	LB	1965-67	Al Wilson	LB	1999-2006	
	Jim Fraser	LB	1964	Keith Burns	LB	1994-98	
	Leon Simmons	LB	1963	Michael Brooks	LB	1987-92	
	Lee (Mike) Nichols	C	1960-61	Mike Knox	LB	1987	
52	Netane Muti	G	2020-21	Aaron Smith	LB	1984	
	Justin Hollins	LB	2019	Larry Evans	LB	1976-82	
	Corey Nelson	LB	2014-17	Ray May	LB	1973-75	
	Wesley Woodyard	LB	2011-13	Don Parish	LB	1972	
	Jason Hunter	LB/DE	2010	Dave Washington	LB	1971	
	Louis Green	LB	2008	Jay Bachman	C	1969-70	
	Ian Gold	LB	2000-03, '05-07	Walter Highsmith	C	1968	
	D.J. Williams	LB	2004	Dave Behrman	C	1967	
	David Bowers	LB	1999	John Bramlett	LB	1965-66	
	Dave Garnett	LB	1995	Jim Price	LB	1964	
	Richard Harvey	LB	1994	57	Pita Taumoepeenu	OLB	2021
	Jeff Mills	LB	1990-93	DeMarcus Walker	OLB/DE	2017-20	
	Ken Woodard	LB	1982-86	Dekoda Watson	OLB	2016	
	Dan MacDonald	LB	1987	Lamin Barrow	LB	2014	
	Greg Bracelin	LB	1980	Jeremy Mincey	DE	2013	
	Mike Montler	C	1977	Adrian Robinson	LB	2013	
	Randy Gradishar	LB	1974-75	Keith Brooking	LB	2012	
	Ray Kubala	C	1964-67	Mario Haggan	LB	2008-11	
	Frank Jackunas	C	1963	Jordan Beck	LB	2007	
	James Barton	C	1961-62	Jashon Sykes	LB	2003-04	
	Frank Kuchta	C	1960	Allen Aldridge	LB	1994-97	
53	Jonathan Cooper	OLB	2021	Dave Wymann	LB	1993	
	Austin Calitro	ILB	2020	Mark Murray	LB	1991	
	Deiontrez Mount	OLB	2017-18	Ty Allert	LB	1990	
	James Ferentz	C	2015-16	Mike Ruether	C	1988-89	
	Steven Johnson	LB	2012-14	Matt Smith	LB	1987	
	Mike Mohamed	LB	2011	Tom Jackson	LB	1973-86	
				Bob Geddes	LB	1972	
				Fred Forstberg	LB	1968, '70-73	
				John Huard	LB	1967-69	

BRONCOS ALL-TIME NUMERICAL ROSTER, CONT.

58				Philip Blake	C/G	2012
Von Miller	LB	2011-21		Stanley Daniels	T	2010
Kevin Alexander	LB	2010		Erik Pears	G	2006-08
Nate Webster	LB	2006-08		Lennie Friedman	G	2000-02
Terry Pierce	LB	2003-04		Ralph Tamm	G/C	1995-96
Steve Russ	LB	1999-2000	1997,	Jon Melander	G/T	1993-94
Elijah Alexander	LB	1992-95		Scott Beavers	G	1990
Scott Curtis	LB	1989-90		Billy Bryan	C	1977-88
Tim Lucas	LB	1987		Harvey Goodman	C	1976
Steve Busick	LB	1981-85		Mike Schmitzer	C	1969-74
Rob Nairne	LB	1977-80		George Gaiser	G	1968
Phil Olsen	C	1975-76		Sam Brunelli	T	1967
Tom Graham	LB	1973-74		John Hohman	G	1965-66
Bill McKay	LB	1970-72		Bud McFadin	DT	1960-63
Frank Richter	LB	1967-69		65		
Jack Work	LB	1960		Ron Leary	G	2017-19
59				Louis Vasquez	G	2013-15
Malik Reed	OLB	2019-21		Manny Ramirez	C/G	2011-12
Vontarrius Dora	LB	2016		Cooper Carlisle	T	2000-06
Danny Trevathan	LB	2012-15		Gary Zimmerman	I	1993-97
Brian Iwuh	LB	2011		Monte Smith	T	1989
Wesley Woodyard	ILB	2008-10		Walt Bowyer	DE	1983-84, '87-88
Taylor Whitley	G	2005		Glenn Hyde	G	1976-81
Donnie Spragan	LB	2002-04		LeFrancis Arnold	G/C	1974
Glenn Cadrez	LB	1995-2000		Lloyd Voss	T	1972
Brett Wallerstedt	LB	1994		Jay Bachman	C	1968, '70-71
Tim Lucas	LB	1987-93		Walter Highsmith	C	1969
Kirk Dodge	LB	1987		George Tarasovic	DE	1967
Darren Comeaux	LB	1982-86		Don Shackelford	G	1964
Mark Merrill	LB	1981-82		John Denver	G	1962
Joe Rizzo	LB	1974-80		Joe Young	E	1960-61
Larry Kaminski	C	1966-73		66		
60				Dalton Risner	G	2019-21
Connor McGovern	G/C	2016-19		Jared Veldheer	T	2018
Steve Valios	G	2013		Manny Ramirez	C/G	2013-14
John Engelberger	DE	2005-08		Lonie Paxton	LS	2009-11
K.C. Jones	C	1998-2000		Kory Lichtensteiger	C	1994-2008
Joe Burch	C	1994		Chuck Johnson	T	1992-93
Nick Subis	C	1991		Jim Juriga	C	1988-90
Gerald Perry	G	1988-90		Carlos Scott	T	1987
Paul Howard	G	1973-75, '77-86		Scott Garnett	NT	1984
Bob Young	G	1966-70		Brison Manor	DE	1977-83
Ernie Park	G	1966		Jim O'Malley	LB	1973-75
Charlie Parker	G	1965		Bill Cottrell	G	1972
Ken Adamson	G	1960-62		Larry Cox	DT	1966-67
61				John Cash	E	1961-62
62				67		
Graham Glasgow	G	2020-21		Sam Brenner	C	2015
Matt Paradis	C	2015-18		Dan Koppen	T	2012
Gerard Warren	DT	2005-06		D'Anthony Batiste	T	2010
Ellis Johnson	DT	2004		Kory Lichtensteiger	C	2008
Eric Floyd	G	1995		Mark Campbell	DT	1996
Bob Meeks	G	1992-94		Ken Lanier	T	1994
Andre Townsend	DE	1984-90		Doug Widell	G	1989-92
Arland Thompson	G	1980		John Ayers	T	1987
Tom Lyons	G	1971-76		Dean Miraldi	G	1985
Bob Vaughan	G	1968		Glenn Hyde	T	1984-85
Bill Keating	DE	1966-67		Keith Uecker	G	1982-83
Charles Gavin	DT	1960-63		Steve Schindler	G	1977-78
63				Carl Schaukovitch	G	1975
Casey Wiegmann	C	2008-09		George Goeddeke	G	1967-72
Chris Myers	C/G	2005-07		Robert McCullough	G	1962-65
Dan Neil	C/G	1997-2004		Jack Simpson	LB	1961
Jeff Davidson	G	1990-92		John Hatley	T	1960
Mike Freeman	G	1984, '86-87		68		
Tom Glasick	G	1976-83		Elijah Wilkinson	T	2017-20
Brian Goodman	G	1975		Ryan Harris	T	2015
Jerry Inman	DT	1966-71		Zane Beadles	OL	2010-13
Ernie Barnes	LB	1963-64		Steven Harris	DT	2007
Jerry Stalcup	LB	1961-62		Mario Fatafeh	DT	2003-04
Jim Effrid	LB	1961		Reggie McElroy	T	1995-96
Vaughn (Buddy) Alliston	LB	1960		Russell Freeman	G	1992-94
Jack Davis	T	1960		Crawford Ker	T	1991
64				Brad Henke	DE	1989
Ben Garland	G	2014		Larry Lee	C	1987
Jeff Byers	OT	2010		Rubin Carter	DT	1975-86
Dewayne Robertson	DT	2008		Larron Jackson	G	1971-74
Arno Gordon	DT	2007		Steve Alexakos	G	1970
Tim Stuber	G	2004		Sam Brunelli	G	1966
David Diaz-Infante	G/C	1996-98, 2001		Tom Nomina	T	1963-65
Richard Mercier	G	2000		Bill Roehnlert	LB	1961-62
Sean Farrell	G	1990-91		Gary Crane	LB	1969
Mark Cooper	G	1983-87		Ron McLean	DL	1967
Laval Short	DT	1980		69		
John Grant	DE	1973-79		Jake Rodgers	T	2019-20
Dave Costa	DT	1967-71		Evan Mathis	G	2015
Melwood Guy	G	1961-62		Eric Olsen	OL	2010
Dave Strickland	G	1960		P.J. Alexander	T	2003-05, '07
65				Michael Moore	G	2001-02
J.J. Dielman	G	2017		Mark Schlereth	G	1995-2000
Shelley Smith	G	2015		Darrell Hamilton	T	1989-91
Will Montgomery	C	2014		David Jones	OL	1987
				Tonyoloro	NT	1986
				Brison Manor	DE	1984

70			
Bobby Massie	T	2021	
Ja'Wuan James	T	2019	
Sam Jones	G/C	2018	
Billy Turner	G	2016	
Robert Myers Jr.	G	2015	
Vinston Painter	T	2013	
Malik Jackson	DE	2012	
Seth Olsen	G	2009	
Montrae Holland	G	2007	
Tyson Clabo	T	2004	
Trey Teague	T	1998-2001	
Jamie Brown	T	1995-97	
Brian Sochia	NT/DE	1991-92	
Dave Studdard	T	1979-88	
Paul Smith	DT	1968-78	
Charlie Janerette	DT	1964-65	
Donald King	E	1960	

71			
Austin Schlottman	G/C	2019-21	
Donald Stephenson	T	2016-17	
Paul Cornick	T	2014	
Russ Hochstein	OL	2009-11	
Chad Mustard	TE/T	2007	
Blake Brockermeyer	T	2002-03	
Melvin Tuten	G	1999-2000	
Greg Kragen	NT	1985-93	
Jack Peavey	OL	1987	
Claudia Minor	T	1974-82	
Wallace Dickey	T	1968-69	
Jim Perkins	T	1962-64	
Art Hauser	T	1961	
Willie Smith	G	1960	

72			
Garett Bolles	T	2017-21	
John Moffitt	T	2013	
Ryan Harris	T	2011	
Herb Taylor	T	2009	
Pat Murray	G	2008	
Isaac Snell	G	2007	
George Foster	T	2003-06	
Brandon Winey	T	2001	
Ernest Jones	DE	1996-97	
Keith Kartz	T	1987-94	
Marsharne Graves	T	1984	
Don Latimer	DT	1978-83	
Wayne Hammond	DT	1976	
Bob Kampa	DT	1974	
Sam Brunelli	G	1968-71	
Richard Tyson	G	1967	
Jerry Sturm	G	1961-66	
Harold Smith	T	1960	

73			
Cam Flemming	T	2021	
Sylvester Williams	DL	2020	
Allen Barbre	G	2017	
Russell Okung	T	2016	
Max Garcia	G	2015	
Chris Kuper	G	2006-13	
Cyron Brown	DE	1998-99	
Scott Adams	T	1997	
Simon Fletcher	LB	1985-95	
Kevin Belcher	T	1987	
Shawn Hollingsworth	T	1983	
Kelvin Clark	T	1979-81	
Henry Allison	T	1977	
Martin Imhof	DE	1976	
Stan Rogers	T	1975	
Mike Askea	T	1973	
Walter Barnes	DE	1969-71	
Pat Matson	G	1966-67	
Isaac Lassiter	E	1962-64	
Robert Konovsky	E	1961	
Gordon Holz	DT	1960	

74			
Justin Hamilton	DT	2021	
Nico Falah	G/C	2018-19	
Ty Sambrallo	T	2015-16	
Orlando Franklin	T/G	2011-14	
Ryan Harris	T	2007-10	
Cornell Green	T	2004-05	
Ephraim Salaam	T	2002-03	
Evan Pilgrim	OL	1999	
Harry Swayne	T	1997-98	
Bill Schultz	T	1995	
Harvey Salem	T	1991	
Bill Lobenstein	DL	1987	
Dan Remsberg	T	1986-87	
Winford Hood	G	1984-85	
Jerry Baker	T	1983	
Andy Maurer	T	1977	
Scott Parrish	OT	1976	
Mike Current	T	1967-75	
Lee Bernet	T	1965-66	
Frank Atkinson	DE	1964	
Gordon Holz	DT	1960-63	

75			
Quinn Bailey	T	2019-21	
Gino Gradkowski	C	2018	
Menelik Watson	T	2017	
Chris Clark	T	2010-14	
Chris Baker	DL	2009	
Adam Meadows	T	2006	
Monsanto Pope	DT	2002-05	
Brian Habib	T	1993-97	
Rulon Jones	DE	1980-88	
Kit Lathrop	DE	1979	
Bill Baird	T	1976-78	
Ed Smith	DE	1973-75	
Rick Sharp	T	1972	
Roger Shoals	T	1971	
Rex Mirich	T	1967-69	
Eldon Danenhauer	DE	1960-65	

76			
Calvin Anderson	T	2019-21	
Max Garcia	G	2016-18	
Tyler Polumbus	T	2015	
Marvin Austin Jr.	DT	2014	
Tony Hills	T	2011	
Jamal Williams	NT	2010	
Tyler Polumbus	T	2008-09	
Kenard Lang	DE	2006	
Broderick Thompson	T	1995-96	
Kirk Scraftford	T	1993-94	
Ken Lanier	T	1981-92	
Tom Neville	T	1978	
Randy Moore	DT	1976	
Tom Drougas	T	1974	
Steve Coleman	DE	1974	
Tom Domres	DT	1971-72	
Gordon Lambert	LB	1968	
Bob Breenstein	T	1965-67	
Harold Olson	T	1963-64	
Leo T. Reed	T	1961	
Jack Mattox	T	1961	
William Yelverton	E	1960	
William Danenhauer	E	1960	

77			
Quinn Meinerz	G	2021	
Timmy Jernigan	DL	2020	
Kyle Peko	NT	2019	
Billy Turner	G	2017-18	
Darrion Weems	T	2016	
Winston Justice	T	2013	
Brodrick Bunkley	DT	2011	
Brandon Gorin	G	2009	
Dylan Gandy	G	2008	
Larry Birdine	DE	2007	
Dwayne Carswell	G	2005	
Tony Jones	T	1997-2000	
Karl Mecklenburg	LB	1983-94	
Greg Boyd	DE	1980-82	
Lyle Alzado	DE	1971-78	
Alden Roche	DE	1970	
Larry Cox	DT	1968	
Jim Thompson	DT	1965	
Dick Guestman	T/K	1964	
Anton Peters	T	1963	
Jack Mattox	T	1962	
Carl James Carpenter	G	1960-61	

78			
Drew Himmelman	T	2021	
Demar Dotson	T	2020	
Antyba Rubin	NT	2017	
Ryan Clady	T	2008-15	
Matt Lepsis	T	1998-2007	
Larry Jackson	DE	1995	
Don Maggs	T	1993-94	
Archie Harris	OL	1987	
Winford Hood	G	1986-88	
Rich Stachowski	DE	1983	
Brian Clark	T	1982	
Bruce Radford	DE	1979	
Marv Montgomery	T	1971-76	
Ken Criter	LB	1969-70	
Jim White	DE	1976	
Tom Cichowski	T	1968-69	
Marvin Davis	DT	1966	
Leroy Moore	DE	1964-65	

79			
Lloyd Cushenberry III	C	2020-21	
Cyrus Kouandjio	T	2017-18	
Michael Schofield	DL	2014-16	
Marcus Thomas	T	2007-11	
Steve Herndon	G	2001-03	
Chris Banks	G	1998-99	
Jumpy Geathers	DT	1996	
Dave Widell	G	1990-94	
Stefan Humphries	G	1987-88	
Steve Bryan	LB/DE	1987	
Barney Chavous	DE	1973-85	
Carter Campbell	T	1971	
John Gonzaga	DE	1966	

BRONCOS ALL-TIME NUMERICAL ROSTER, CONT.

80	Rico Gafford	WR	2021	Jacob Tamme	TE	2012-14	
	Jake Butt	TE	2017-20	Brandon Lloyd	WR	2009-11	
	Vernon Davis	TE	2015	Javon Walker	WR	2006-07	
	James Casey	TE/FB	2015	Wesley Duke	TE	2005	
	Julius Thomas	TE	2011-14	Shannon Sharpe	TE	1992-99, 2002-03	
	Rod Smith	WR	1995-2007	Chris Cole	WR	2000-01	
	Tony Kimbrough	WR	1993-94	Ricky Nattiel	WR	1987-91	
	Mark Jackson	WR	1986-92	Clint Sampsom	WR	1983-86	
	Shane Swanson	WR	1987	Vince Kinney	WR	1978-79	
	Ray Alexander	WR	1984	John Schultz	WR	1976-77	
	Rick Upchurch	WR	1975-83	Gene Washington	WR	1973	
	Jerry Simmons	WR	1971-74	Rod Sherman	WR	1972	
	Tom Buckman	TE	1969	Mike Haffner	LB	1968-70	
	Jimmy Jones	WR	1968	Lou Andrus	E	1967	
	Dan LaRose	DE	1966	Jason Franci	LB	1966	
	Ed Cooke	DE	1964-65	Jim Thibert	TE	1965	
	Ron Nery	E	1963	Matt Snorton	TE	1964	
	Tom Rychlec	E	1963	Jack Hill	HB	1961	
				Albert Day	T	1960	
81	Tim Patrick	WR	2018-21	85	Albert Okwuegbunam	TE	2020-21
	Owen Daniels	TE	2015	Temarrick Hemingway	TE	2018	
	Jael Dreesen	TE	2012-13	Virgil Green	TE	2011-17	
	Dante Rosario	TE	2011	Daniel Coats	TE	2010	
	Richard Quinn	TE	2009-10	Chad Mustard	TE/T	2006-08	
	Nate Jackson	TE	2007-08	Ashley Leile	WR	2002-05	
	Charlie Adams	WR	2004-06	Phil McGeoghan	WR	2001	
	Chris Cole	WR	2003	Eddie Kennison	WR	2001	
	Keith Poole	WR	2001	Chafie Fields	WR	2000	
	Scottie Montgomery	WR	2000	Robert Brooks	WR	2000	
	Andre Cooper	WR	1999-2000	Chris Doering	WR	1999	
	Patrick Jeffers	WR	1997	Willie Green	WR	1997-98	
	Todd Kinchen	WR	1996	Jeff Wilner	WR	1995	
	Mike Pritchard	WR	1994-95	Derek Russell	WR	1991-94	
	Barry Rose	WR	1993	Tim Stallworth	WR	1990	
	Kitrick Taylor	WR	1993	Chris Woods	WR	1989	
	Shannon Sharpe	WR	1990-91	Rick Massie	WR	1987-88	
	Steve Watson	WR	1979-87	Joey Hackett	WR	1986	
	Bob Adams	TE	1975	Mike Barber	TE	1985	
	Billy Masters	TE	1970-74	Don Summers	TE	1984-85	
	Dave Washington	DE	1968	Ron Egloff	TE	1977-83	
	Max Leetow	DE	1965-66	John Mosier	TE	1971	
	Bill Jessup	E	1960	Tom Beer	TE	1967-69	
				Larry Jordan	LB	1962	
				James Greer	E	1960	
82	Eric Saubert	TE	2021	86	Austin Traylor	TE	2017
	Jeff Heurman	TE	2015-19	John Phillips	TE	2016	
	Dan Gronkowski	TE	2010	Dominique Jones	TE	2014	
	Darrell Jackson	WR	2008	Daniel Fells	WR	2011	
	Stephen Alexander	TE	2005-07	Edell Shephard	WR	2008	
	Adrian Madise	WR	2003-04	Brian Clark	WR	2007	
	Kevin Kasper	WR	2001-02	Patrick Hape	TE	2001-04	
	Billy Miller	WR/TE	1999-2000	Byron Chamberlain	WR	1995-2000	
	Marcus Nash	WR	1998-99	Jeff Campbell	TE	1994	
	David Gamble	WR	1987	Arthur Marshall	WR	1992-93	
	Patrick Jeffers	WR	1986	Barry Johnson	WR	1991	
	Vance Johnson	WR	1985-93, '95	Chris Verhulst	TE	1990	
	Tony Kimbrough	WR	1993	Pat Kelly	TE	1988	
	Laron Brown	WR	1987	Mitch Andrews	TE	1987	
	Zach Thomas	WR	1983-84	Butch Johnson	WR	1984-85	
	Orlando McDaniel	WR	1982	Dean Barnett	TE	1983	
	Larry Brunson	WR	1980	Emery Moorehead	WR	1980	
	Jack Dolbin	WR	1975-79	John Schultz	WR	1978	
	Otto Stowe	WR	1974	Marv Frazier	WR	1973-75	
	Dwight Harrison	WR	1971-72	Jim Krieg	WR	1972	
	Dave Pivec	TE	1969	Jerry Hendren	WR	1970	
	Robert Scarpitto	WR/P	1962-67	Bobby Moten	TE	1968	
				Stan Fanning	DE	1964	
				Don Carothers	E	1960	
83	Andrew Beck	FB	2019-21	87	Noah Fant	TE	2019-21
	Matt LaCrosse	TE	2017-18	Jordan Taylor	WR	2016-18	
	A.J. Derby	TE	2016-17	Eric Decker	WR	2010-13	
	Wes Welker	WR	2013-14	Job Putzier	TE	2008	
	Mike Leach	TE/LS	2003-08	David Kircus	WR	2006	
	Scottie Montgomery	WR	2001-02	Ed McCaffrey	WR	1995-2003	
	Travis McGriff	WR	1999-2001	Cedric Tillman	WR	1992-94	
	Justin Armour	WR	1998	Paul Green	TE	1989	
	Willie "Flipper" Anderson	WR	1997	Pat Kelly	TE	1989	
	Anthony Miller	WR	1994-96	Jason Johnson	WR	1988	
	Melvin Bonner	WR	1993	Bobby Micho	RB	1986-87	
	Michael Young	WR	1989-92	James Wright	TE	1980-85	
	Sam Graddy	WR	1987-88	Bill Larson	WR	1980	
	Rick Massie	WR	1987	Bob Moore	TE	1978	
	John Sawyer	TE	1983-84	Boyd Brown	TE	1974-76	
	Wade Manning	WR	1981-82	John Hoffman	TE	1972	
	Jim Whalen	TE	1970-71	Rich Jackson	DE	1967-72	
	Dave Washington	TE	1968	Lionel Taylor	E	1960-66	
	Ray Jacobs	DT	1963-66				
	Don Joyce	E	1962				
	John Pyeatt	HB	1960				
84	Troy Fumagalli	TE	2018-20	88	Nick Vannett	TE	2020
	Isaiah McKenzie	WR	2017	Demaryius Thomas	WR	2010-18	
	Henry Krieger-Coble	TE	2016	Tony Scheffler	TE	2006-09	
	Mitchell Henry	TE	2015				

Jeb Putzier	TE	2002-05	Keith Traylor	DT	1997-2000
Desmond Clark	TE	1999-2001	Jeff Robinson	DE	1993-96
Sir Mawn Wilson	WR	1997	Jim Szymanski	DE	1991-92
Mike Sherrard	WR	1996			
Jerry Evans	TE	1993-95	95		
Russell Payne	TE	1987	McTelvin Agim	DL	2020-21
Clarence Kay	TE	1984-91	Derek Wolfe	DE	2012-19
Riley Odoms	TE	1972-83	Derrick Harvey	DE	2011
Al Denon	FL	1964-70	Darrell Reid	OLB/DE	2009
Eugene Prebota	E	1961-63	Josh Shaw	DT	2008
Pat Epperson	E	1960	Sam Adams	DT	2007
89			Marco Coleman	DE	2005
David Moore	WR	2021	Anton Palepoi	DE	2004
Austin Fort	TE	2019	Kavika Pittman	DT	2000-02
Brian Parker	TE	2018	Paul Grismanis	DT	1999
Richard Gordon	TE	2015	Marvin Washington	DE	1998
Daniel Graham	TE	2007-10	Michael Dean Perry	DT	1995-97
Nate Jackson	TE	2005-06	Alphonso Taylor	DT	1993
Dwayne Carswell	TE	1994-2004	Jeroy Robinson	DT	1990
Reggie Johnson	TE	1991-93	Steve Bryan	LB/DE	1987-88
Kerry Locklin	TE	1987	Tim Joiner	LB	1987
Orson Mobley	TE	1986-90	96		
Keli McGregor	TE	1985	Shelby Harris	DE	2017-21
Dave Logan	WR	1984	Vance Walker	DE	2015-16
Clay Brown	TE	1983	Mitch Unrein	DT	2011-14
Gordon Bowdell	WR	1971	Tim Crowder	DE	2007-08
John Embree	WR	1969-70	Michael Myers	DT	2005-06
Andre White	TE	1967	Dorsett Davis	DT	2002-04
Max Wettstein	E	1966	Harald Hasselbach	DE	1994-2000
Gary Henson	E	1964	Kenny Walker	DE	1991-92
Bill Groman	HB	1963	Jake McCullough	DE	1989-90
Kenneth Carpenter	E	1960	97		
90			Jeremiah Attaochu	OLB	2019-20
DeShawn Williams	DL	2020	Billy Winn	DE	2016-17
Billy Winn	NT	2019	Malik Jackson	DE	2013-15
Kyle Peko	DL	2016-17	Justin Bannan	DL	2010-12
Antonio Smith	DL	2015	Le Kevin Smith	DL	2009
Shaun Phillips	DE	2013	Boss Bailey	LB	2008
Jason Hunter	DE	2011-12	Kenny Peterson	DE	2007
David Veikune	LB/DE	2010	Simeon Rice	DE	2007
Kenny Peterson	DL	2006; '08-09	Demetris Veal	DT	2004-06
Paul Carrington	DE	2007	Keith Washington	DE	2001-02
Darius Holland	DT	2003-04	Mike Lodish	DE	1995-2000
Jerry Johnson	DE	2000-01	Darren Drodzov	DT	1993-94
Neil Smith	DE	1997-99	Karl Mecklenburg*	LB	1992
Nan Williams	DE	1993-96	Bruce Klostermann	LB	1987-89
Ron Holmes	DE	1989-92	*wore #97 for one game: at Los Angeles (11/22/92)		
Freddie Gilbert	DE	1986-88	98		
91			Mike Purcell	DL	2019-21
Stephen Weatherly	OLB	2021	Tyrique Jarrett	NT	2017
Anthony Chickillo	OLB	2020	Darius Kilgo	NT	2015-16
Deyon Sizer	DL	2019	Terrance Knighton	DT	2014
Edebali Kasim	OLB	2017	Stone Fua	DT	2013
Robert Ayers	DE	2011-13	Sealver Siliga	DT	2012
Ronald Fields	DL	2009-10	Ryan McBean	DL	2009-11
Ebenezer Ekuban	DE	2005-08	Josh Mallard	DT	2007
Chester McGlockton	DT	2001-02	Courtney Brown	DE	2005-06
Alfred Williams	DE	1996-99	Reggie Hayward	DE	2001-04
Troy Wilson	DE	1995	Maa Tanuvasa	DT/DE	1995-2000
Willie Oshodin	DE	1992-95	Ted Washington	NT	1994
Warren Powers	DE	1989-91	Ricky Hunley	LB	1984-87
Jeff Tupper	DL	1987	99		
92			Shamar Stephen	DL	2021
Jonathan Harris	DL	2019, '21	Jurrell Casey	DL	2020
Zach Kerr	DE	2017-18	Adam Gotsis	DE	2016-19
Sylvester Williams	NT	2013-16	Kevin Vickerson	DL	2010-13
Elvis Dumervil	LB/DE	2006-12	Vonnie Holliday	DL	2009
Marco Coleman	DE	2004	Alvin McKinley	DT	2007
Bertrand Berry	DE	2001-03	Raylee Johnson	DE	2004
Lester Archambeau	DE	2000	Daryl Gardener	DT	2003
Dave Wyman	LB	1994-95	Montae Reagor	DE	1999-2002
Ron Geater	DE	1992	Seth Joyner	LB	1998
Alphonso Carreker	DE	1989, '91	David Richie	DT	1997
93			Shane Dronett	DE	1992-95
Dre'Mont Jones	DE	2019-21	David Galloway	DT	1990
Jared Crick	DE	2016-17	Shawn Knight	DE	1988
Quanterus Smith	DE	2014	Ray Woodard	DE	1987
Nic Clemons	DT	2008			
Antwon Burton	DT	2006-07			
Trevor Pryce	DE/DT	1997-2005			
James Jones	DE	1995			
Ronnie Haliburton	LB	1990-92			
94					
Aaron Patrick	OLB	2021			
Ahmad Gooden	OLB	2019			
Domata Peko Sr.	NT	2017-18			
DeMarcus Ware	DE/OLB	2014-16			
Terrance Knighton	DT	2013			
Ty Warren	DT	2011-12			
Louis Leonard	DL	2010			
Jarvis Moss	OLB/DE	2007-10			
Luther Elliss	DT	2004			
Luis Almanzar	DT	2003			
Lional Dalton	DT	2002			
Leon Lett	DT	2001			

BRONCOS ALL-TIME PRACTICE SQUAD ROSTER

List includes players who spent time on the practice/developmental squad since its creation in 1989.

Key: *Made team's 53-man roster during a season; **Became a starter for the Broncos; †Made at least one Pro Bowl with the Broncos; **Current players.**

BY NAME

A

Joe Abdullah	RB	Pacific	1997
Charlie Adams**	WR	Hofstra	2002-03
Jeremy Akers	G	Notre Dame	1999
Curtis Alexander	RB	Alabama	1998
Kevin Alexander*	LB	Clemson	2010
Luis Almanzar*	DT	Southwest Missouri St.	2003
Zaire Anderson**	LB	Nebraska	2015
Ka John Armstrong	T	Eastern Michigan	2019
Mark Asper*	T	Oregon	2014
Matthias Askew*	DT	Michigan State	2008

B

Quinn Bailey	T	Arizona State	2020-21
Jamie Baisley	LB	Indiana	2000
Edwin Baker	RB	Michigan State	2013
Lance Ball*	RB	Maryland	2009-10
Chris Banks**	G	Kansas	1997
Josh Barrett**	S	Arizona State	2008
Shaquil Barrett**	LB	Colorado State	2014
D'Anthony Batiste*	T	Louisiana-Lafayette	2009
De'Vante Bausbys**	CB	Pittsburg State	2020
Steve Baylark	RB	Massachusetts	2008
Jeremy Beal	DE	Oklahoma	2011
Santonio Beard	RB	Alabama	2004
Scott Beavers*	OL	Georgia Tech	1990
Joshua Bell**	CB	Baylor	2008
Le'Vante Bellamy*	RB	Western Michigan	2020
Thump Belton	FB	Syracuse	2006
Trinity Benson	WR	East Central	2019-20
Shaun Beyer	TE	Iowa	2021
Kapri Bibbs*	RB	Colorado State	2014-15
Randy Bierman	OL	Illinois	1997
Jon Blackman	T	Purdue	2000
Jamie Blatnick	DE	Oklahoma State	2012
Cory Boyd*	RB	South Carolina	2008
John Boyett	S	Oregon	2013-14
Paul Boyette	DT	Texas	2017
Michael Bozeman	DT	Mississippi	2007
Ronnie Bradford**	CB	Colorado	1993
Marquez Branson	TE	Central Arkansas	2009
Carlton Brewster	WR	Ferris State	2007
Diyral Briggs*	LB	Bowling Green	2010
Kris Briggs	RB	Southern Methodist	2004
Zac Brooks	RB	Clemson	2016
Andre Brown*	RB	North Carolina State	2010
Cyron Brown*	DT	Western Illinois	2001
DeAuntae Brown	CB	Central State (Ohio)	2000
Fred Brown	WR	Mississippi State	2020
Greg Brown	S	Texas	2001
John Brown	WR	Pittsburg State	2021
Jonathan Brown	DE	Tennessee	1999
Keith Brown	RB	UCLA	2000
Titus Brown	LB	Mississippi State	2010
Josh Buhl	LB	Kansas State	2005
Chad Bumphis	WR	Mississippi State	2013
Joe Burch*	C	Texas Southern	1994
Bryce Burnett	TE	San Jose State	1995
Isaiah Burse*	WR	Fresno State	2014
Antwon Burton*	DT	Temple	2006-07
Josh Bush**	S	Wake Forest	2014
Hillary Butler	LB	Washington	1997-98
Mario Butler	CB	Georgia Tech	2012
Jeff Byers*	OL	Southern California	2010

C

Shaq Calhoun	G	Mississippi State	2021
Steve Cargile*	S	Columbia	2006-07
Malik Carney	OLB	North Carolina	2019

Tony Carter**	CB	Florida State	2009, '11-12
Dwayne Carswell**†	TE	Liberty	1994
Byron Chamberlain*	TE	Wayne State	1995
Tyson Clabo*	G	Wake Forest	2004
Brian Clark*	WR	North Carolina State	2006
Darius Clark*	S	Duke	2000-01
Ha Ha Clinton-Dix	S	Alabama	2021
Tyrie Cleveland	WR	Florida	2021
Reshard Cliett	LB	South Florida	2016
Cedric Cobbs*	RB	Arkansas	2005
George Coghill**	S	Wake Forest	1997
Deandre Coleman	DE	California	2015
KaRon Coleman*	RB	Stephen F. Austin	2000
Andre Cooper**	WR	Florida State	1998
Chris Cooper	DB	Stony Brook	2020
Paul Cornick	T	North Dakota State	2012-13
Curome Cox**	S	Maryland	2004-05
Jeremy Cox*	FB	Old Dominion	2020
River Cracraft*	WR	Washington State	2017-18
Romar Crenshaw	WR	S.E. Oklahoma State	2004
Harry Crider	G/C	Indiana	2021
Damarea Crockett	RB	Missouri	2020-21

D

Stanley Daniels**	G	Washington	2010
Britt Davis*	WR	Northern Illinois	2010
C.J. Davis*	C/G	Pittsburgh	2012
Hall Davis	DE	Louisiana-Lafayette	2013
Duke Dawson	CB	Florida	2021
Dillon Day*	C	Mississippi State	2015-17
Reese Dismukes	OL	Auburn	2016
David Diaz-Infante**	C/G	San Jose State	1995
Matt Dominguez*	WR/TE	Sam Houston State	2001
Vontarrius Dora*	OLB	Louisiana Tech	2016
Lionel Dotson	DL	Arizona	2010
Dominic Douglas	LB	Mississippi State	2010
Kevin Drake	WR	Alabama-Birmingham	2000
Wesley Duke*	TE	Mercer	2005
Zac Dysert*	QB	Miami (Ohio)	2014

E

Adrian Ealy	T	Oklahoma	2021
Nick Eason	DT	Clemson	2004
Lonnie Edwards	G	Texas Tech	2012
Jamal Ellis	CB	Duke	1995-96
Mitch Erickson	G	South Dakota State	2008-09
Paul Ernster*	K/P	Northern Arizona	2005
Greg Eslinger*	C	Minnesota	2007-08
Danny Eting	QB	Louisiana State	2021
Blake Ezor*	RB	Michigan State	1990

F

Rojesterman Farris	CB	Hawaii	2021
John Feugill	T	Maryland	2000-01
Mark Fenton	G	Colorado	2007
Shay Fields	WR	Colorado	2018
Dan Finn	G	Northern Arizona	1998
Mark Flythe	DE	Penn State	1992
John Paul Foschi	TE	Georgia Tech	2004
Jayson Foster	WR	Georgia Southern	2008
Bennie Fowler**	WR	Michigan State	2014
Mose Frazier	WR	Memphis	2016
Travis Fulgham	WR	Old Dominion	2021

G

Rico Gafford	WR	Wyoming	2021
Tom Gallagher	OL	Washington	1994
David Gamble*	WR	New Hampshire	1997
Jerrold Garcia-Williams*	ILB	Hawaii	2017
Ben Garland*	DT/G	Air Force	2012-13
George Gause	DE	South Carolina	2005
Quentin Gause*	LB	Rutgers	2016

Ron Geater*	NT	Iowa	1992
Riar Geer	TE	Colorado	2010
Avery Gennesy	G	Texas A&M	2018
Don Gibson	NT	USC	1991
Blake Gideon	S	Texas	2012
Cory Gilliard	S	Ball State	1997
Ahmad Gooden*	OLB	Samford	2019
D'Andre Goodwin*	WR	Washington	2011
Amon Gordon**	DT	Stanford	2006
Anthony Gordon	QB	Washington State	2021
Adam Grant	T	Arizona	2011-12
Garrett Grayson	QB	Colorado State	2018
Bucky Greeley	C	Penn State	1996
Louis Green*	LB	Alcorn State	2003-04
Paul Green*	TE	USC	1989
Reggie Green	G	Florida	1996

H

Darrell Hackney*	QB	Alabama-Birmingham	2007-08
Nate Hairston	CB	Temple	2021
Jon Halapio	G	Florida	2014, '20
Andre Hall**	RB	South Florida	2006
Bruce Hall	RB	Mississippi	2010
Ken Hall	T	Fresno State	1994
Ricky Hall	WR	Virginia Tech	2001
Darrell Hamilton**	T	North Carolina	1989
Olaf Hampel	OL	No college	1993
Atnaf Harris	WR	Cal State Northridge	2003
Jonathan Harris	DL	Lindenwood	2021
Steven Harris*	DT	Florida	2007-08
Herb Haygood*	WR	Michigan State	2002
Pat Hegarty	QB	Texas-El Paso	1989
Temarrick Hemingway*	TE	South Carolina State	2018
Carlos Henderson	WR	Louisiana Tech	2018
Brad Henke*	NT	Arizona	1989
Kelly Herndon**	CB	Toledo	2001
Steve Herndon**	G	Georgia	2000
Drew Himmelman	T	Illinois State	2021
Kendall Hinton	WR	Wake Forest	2020-21
Tristen Hoge	G	Brigham Young	2021
Alijah Holder*	CB	Stanford	2020
Jeff Holland*	OLB	Auburn	2018
Bug Howard	TE	North Carolina	2019
Chris Howard	RB	Michigan	1998
Rob Hunt	C/G	North Dakota State	2005-06
Robert Hunt	G/T	Virginia	1999
Michael Hunter*	CB	Oklahoma State	2017

I

Duke Ihenachoo**	S	San Jose State	2012
Gabe Ikard	OL	Oklahoma	2017
Cornelius Ingram	TE	Florida	2011-12
Iosia Iosia	DL	West Texas A&M	2016

J

Corey Jackson	DE	Nevada	2005
Larry Jackson*	DE	Texas A&M	1995
Nate Jackson**	TE/WR	Menlo College	2003
Tyrique Jarrett*	NT	Pittsburgh	2017
Shane Jasper	LB	UCLA	1995
Cameron Jefferson	T	Arkansas	2015
Alexander Johnson**	ILB	Tennessee	2018
Barry Johnson*	WR	Maryland	1991
D.J. Johnson	DB	Jackson State	2009
Jeremiah Johnson*	RB	Oregon	2010-12
Jim Johnson	T	Michigan State	1992
Kyle Johnson**	FB	Syracuse	2003
Zack Johnson	G	North Dakota State	2021
Chris Jones	S	Clemson	1999
Dominique Jones*	TE	Shepherd	2014
John Jones	G	Kansas	1996

K

John Kacherski*	LB	Ohio State	1992
Doug Karczewski	G	Virginia	1999
Nick Kasa	TE	Colorado	2015
Braxton Kelley	ILB	Kentucky	2009
Carlo Kemp	LB	Michigan	2021

Darius Kilgo	DL	Maryland	2020
Tavarres King	WR	Georgia	2013
Kliff Kingsbury	QB	Texas Tech	2005
Andreas Knappe	T	Connecticut	2018
Kyle Kragen	ILB	California	2016
Henry Krieger-Coble*	TE	Iowa	2016

L

Brendan Langley*	CB	Lamar	2018
Jordan Leggett	TE	Clemson	2020
Jordan Leslie	WR	Brigham Young	2017
Corey Levin	C/G	Tennessee-Chattanooga	2019
Michael Lies	T	Kansas	2001
Dan Light	TE	Fordham	2015
P.J. Locke*	S	Texas	2019-20
DeMarcus Love	T	Arkansas	2014
Arthur Lynch	TE	Georgia	2015
Causaud Lyons	DL	Tusculum	2018

M

Josh Malone	WR	Tennessee	2021
Stanley Maponga	OLB	TCU	2017
Brandon Marshall**	LB	Nevada	2013
Trey Marshall**	S	Florida State	2018
Glenn Martinez**	WR	Saginaw Valley State	2007
Danny Mason	OLB	Texas A&M-Commerce	2015
Matt Mauck*	QB	Louisiana State	2004
Grant Mattos	WR	Southern California	2004
Viliami Maumau*	DT	Colorado	1998-99
Ryan McBean**	DL	Oklahoma State	2008
Mac McCain	CB	North Carolina A&T	2021
Ryan McCoy	LB	Houston	1994
Kyle McCarthy*	S	Notre Dame	2010-11
Paris McCurdy	LB	Ball State	1990
Marquay McDaniel	WR	Hampton	2007
Kevin McDermott	LS	UCLA	2014
Phil McGeoghan*	WR	Maine	2001
Isaiah McKenzie*	WR	Georgia	2018
Kelvin McKnight	WR	Samford	2019
Brandon McManus*	K	Temple	2014
Bryant McNeal	DE	Clemson	2004
Douglas McNeil	WR	Bowie State	2014
Jeremy McNichols	RB	Boise State	2018
Jeff Mickel	OL	Eastern Washington	1989
Billy Miller*	WR/TE	Southern California	1999
Ryan Miller	G	Colorado	2014
Brandon Minor	RB	Michigan	2010
Brandon Miree	RB	Pittsburgh	2005
Mike Mohamed*	LB	California	2011-12
Scottie Montgomery*	WR	Duke	2000-01
Brandon Moore	DE	Texas	2013
David Moore	WR	East Central (Okla.)	2021
Jason Moore*	S	San Diego State	1999
Jordan Moore	S	Texas-San Antonio	2017
Shawn Moore*	QB	Virginia	1991
Patrick Morris	C	Texas Christian	2020
Rashod Moulton	CB	Fort Valley State	2008-09
Deiontrez Moutt**	OLB	Louisville	2017
Khalifani Muhammad	RB	California	2018-19
Ryan Murphy	S	Oregon State	2015-16
Justin Murray	T	Cincinnati	2016
Mark Murray*	LB	Florida	1991
Chris Myers**	C/G	Miami (Fla.)	2005

N

John Nalbone	TE	Monmouth	2010-11
Tom Nalen**†	C	Boston College	1994
Damien Nash*	RB	Missouri	2006
Chuka Ndulue	DE	Oklahoma	2015
Doug Nienhuis	T	Oregon State	2006
Taurean Nixon*	CB	Tulane	2015-16
Tori Noel	S	Tennessee	1998

O

Xavier Omon	RB	Northwest Missouri St.	2011
Greg Orton	WR	Purdue	2012
Scot Osborne	TE	William & Mary	2001
Willie Oshodin**	DE	Villanova	1992

P				
Vinston Painter*	T	Virginia Tech	2013-14	
Nathan Palmer*	WR	Northern Illinois	2013-14	
Matt Paradis**	C	Boise State	2014	
Brian Parker**	TE	Albany	2017-18	
Brent Parkinson	OL	USC	1991	
Preston Parsons	QB	Northern Arizona	2006	
Tim Patrick**	WR	Utah	2017	
Javon Patterson	C	Mississippi	2021	
Darrin Paulo	T	Utah	2020	
Erik Pears**	T	Colorado State	2005	
Everette Pedescleaux	DL	Northern Iowa	2009	
Kyle Peko*	NT	Oregon State	2016-18	
De'Mornay Pierson-El	WR	Nebraska	2021	
Nick Polk	S	Indiana	2010	
P.J. Pope**	RB	Bowling Green State	2008	
Jeremiah Poutasi	T	Utah	2017	
Carlton Powell	DL	Virginia Tech	2009	
Tyvis Powell	S	Ohio State	2019	
Marcus Price	T	Louisiana State	1996	
Greg Primus	WR	Colorado State	1993	

R				
Travis Raciti	DL	San Jose State	2016	
Kalif Raymond*	WR	Holy Cross	2016	
Marcus Rios*	CB	UCLA	2017	
Lee Robinson*	LB	Alcorn State	2010	
Antwaun Rogers	CB	Purdue	2005	
Roderick Rogers**	S	Wisconsin	2007-08	
D.J. Renteria	DT	New Mexico	2004	
Chase Raynock	T	Montana	2000	
Bert Reed	WR	Florida State	2012	
Frank Rice	WR	Colorado State	2002	
Eron Riley	WR	Duke	2010-11	
Gerald Rivers	DE	Mississippi	2014	
Kyle Roberts	T	Nevada	2015	
Curtis Robinson	ILB	Stanford	2021	
Gerell Robinson	TE	Arizona State	2013-14	
Jake Rodgers	T	Eastern Washington	2020	
Barry Rose*	WR	Wisc.-Stevens Point	1993	
Glenn Rountree	G	Clemson	1999	
Marcus Rush	LB	Michigan State	2017	
Taylor Russolino	K	Missaps College	2020	
Brett Rypien*	QB	Boise State	2019-21	

S				
Blaine Saipaia	C	Colorado State	2003	
Ron Sancho	LB	Louisiana State	1989	
Cecil Sapp**	RB	Colorado State	2003-04	
Quentin Saulsberry	C	Mississippi State	2012	
Steven Scheu	TE	Vanderbilt	2016	
Austin Schlottman**	G/C	Texas Christian	2018, '21	
Jason Scukanec	C	Brigham Young	2002	
Niles Scott	DL	Forstburg State	2018	
Tim Semisch	TE	Northern Illinois	2018	
Josh Sewell	C/G	Nebraska	2004	
Hunter Sharp*	WR	Utah State	2016-17	
Jeff Shoate*	CB	San Diego State	2006	
Sealver Siliga*	DT	Utah	2011-12	
Deyon Sizer	DT	CSU-Pueblo	2020-21	
Rod Smith**†	WR	Missouri Southern	1994	
Saivion Smith	CB	Alabama	2021	
Kevin Snyder*	LB	Rutgers	2016-17	
Akeem Spence	DT	Illinois	2021	
Marquiss Spencer	DE	Mississippi State	2021	
Donnie Spragan**	LB	Stanford	2001	
Tim Stallworth*	WR	Washington State	1990	
Jeff Stehle	DL	Wisconsin	2010	
Linden Stephens	CB	Cincinnati	2018	
Jeremy Stewart*	RB	Stanford	2014	
Deon Strother*	RB	USC	1994	
John Sullins*	LB	Alabama	1992	
Jason Suttle*	CB	Wisconsin	1999-2000	
Justin Swift	TE	Kansas State	1999	
Jashon Sykes**	LB	Colorado	2002	

T				
Will Ta'ufu'ou	FB	California	2011	
Maa Tanuvasa**	DL	Hawaii	1995	
Pita Taumoepeau	OLB	Utah	2021	
Jordan Taylor**	WR	Rice	2015	
Cedric Tillman**	WR	Alcorn State	1992	
Dymonte Thomas*	S	Michigan	2017	
Jhaustin Thomas	DE	Iowa State	2017	
Mark Thomas	TE	North Carolina State	2001	
Marvin Thomas	DE	Memphis	1998	
Juwan Thompson**	RB	Duke	2016	
Zach Thompson	DE	Wake Forest	2014	
Jay-Te Tiuli	DL	Eastern Washington	2019	
Kevin Toliver II*	CB	Louisiana State	2020	
Tim Toone	WR	Weber State	2011	
Austin Traylor**	TE	Wisconsin	2016-17	
Wayne Tribue	G	Temple	2012	
Brad Trout	S	Valdosta State	1999	
Casey Tucker	T	Arizona State	2021	

U				
George Uko	DE	Southern California	2015	
Mitch Unrein**	DL	Wyoming	2010	
Chad Upshaw	TE	Buffalo	2007	

V				
Bradlee Van Pelt*	QB	Colorado State	2004	
Cameron Vaughn	LB	Louisiana State	2006	
Tony Veland*	S	Nebraska	1996	

W				
Barrington Wade	ILB	Iowa	2021	
Colby Wadman*	P	UC Davis	2018	
Larry Wallace	WR	USC	1996	
Cliff Washburn	T	The Citadel	2007	
Edwin Watson	RB	Purdue	1999	
Josh Watson*	ILB	Colorado State	2020	
Terrell Watson	RB	Azusa Pacific	2016	
Chris Watton	G	Baylor	2002-03	
Jason Watts	C	Kentucky	1999	
Adam Weber	QB	Minnesota	2011	
Darrion Weems	T	Oregon	2012	
Austin Wheatley	TE	Iowa	2001	
Kerrith Whyte	RB	Florida Atlantic	2021	
Paul Wiggins	T	Oregon	1999	
Elijah Wilkinson**	T	Massachusetts	2017	
Brandon Williams	CB	Michigan	2003	
Clarence Williams	TE	Washington State	1993	
David Williams	RB	Arkansas	2018	
DeShawn Williams**	DL	Clemson	2018, '20	
Jonathan Williams	RB	Arkansas	2017	
Kevin Williams	RB	UCLA	1993	
Seth Williams	WR	Auburn	2021	
Sylvester Williams*	DL	North Carolina	2020	
Wayne Williams	RB	Florida	1989	
Worrell Williams	LB	California	2010	
Avery Williamson	ILB	Kentucky	2021	
Matthew Willis**	WR	UCLA	2008-09	
Caleb Wilson	TE	UCLA	2021	
Greg Wilson	WR	Fordham	2013	
Sir Mawn Wilson*	WR	Syracuse	1997	
Travis Wilson	WR	Oklahoma	2008	

Y				
Phil Yeaboah-Kodie	LB	Penn State	1996	
John Youbty	DE	Temple	2002	
Chris Young*	S	Georgia Tech	2002	

BY YEAR		
1989		
Paul Green*	TE	USC
Darrell Hamilton	T	North Carolina
Pat Hegarty	QB	Texas-El Paso
Brad Henke	NT	Arizona
Jeff Mickel	OL	Eastern Washington
Ron Sancho	LB	Louisiana State
Wayne Williams	RB	Florida
1990		
Scott Beavers*	OL	Georgia Tech
Blake Ezor	RB	Michigan State
Paris McCurdy	LB	Ball State
Tim Stallworth*	WR	Washington State
1991		
Don Gibson	NT	USC
Barry Johnson*	WR	Maryland
Shawn Moore*	QB	Virginia
Mark Murray*	LB	Florida
Brent Parkinson	OL	USC
1992		
Mark Flythe	DE	Penn State
Ron Geater*	NT	Iowa
Jim Johnson	T	Michigan State
John Kacherski*	LB	Ohio State
Willie Oshodin**	DE	Villanova
John Sullins*	LB	Alabama
Cedric Tillman**	WR	Alcorn State
1993		
Ronnie Bradford**	CB	Colorado
Olaf Hampel	OL	No college
Greg Primus	WR	Colorado State
Barry Rose*	WR	Wisconsin-Stevens Point
Clarence Williams	TE	Washington State
Kevin Williams	RB	UCLA
1994		
Joe Burch*	C	Texas Southern
Dwayne Carswell**†	TE	Liberty
Tom Gallagher	OL	Washington
Ken Hall	T	Fresno State
Ryan McCoy	LB	Houston
Tom Nalen**†	C	Boston College
Rod Smith**†	WR	Missouri Southern
Deon Strother*	RB	Southern California
1995		
Bryce Burnett	TE	San Jose State
Byron Chamberlain*	TE	Wayne State
David Diaz-Infante**	C/G	San Jose State
Jamal Ellis	CB	Duke
Larry Jackson*	DE	Texas A&M
Shane Jasper	LB	UCLA
Maa Tanuvasa**	DL	Hawaii
Phil Yeboah-Kodie	LB	Penn State
1996		
Joe Abdullah	RB	Pacific
Jamal Ellis	CB	Duke
Bucky Greeley	C	Penn State
Reggie Green	G	Florida
John Jones	G	Kansas
Marcus Price	T	Louisiana State
Tony Veland*	S	Nebraska

Larry Wallace	WR	USC
1997		
Chris Banks**	G	Kansas
Randy Bierman	OL	Illinois
Hillary Butler	LB	Washington
George Coghill**	S	Wake Forest
David Gamble*	WR	New Hampshire
Cory Gilliard	S	Ball State
Sir Mawn Wilson*	WR	Syracuse
1998		
Curtis Alexander	RB	Alabama
Hillary Butler	LB	Washington
Andre Cooper**	WR	Florida State
Dan Finn	G	Northern Arizona
Chris Howard	RB	Michigan
Viliani Maumau*	DT	Colorado
Tori Noel	S	Tennessee
Marvin Thomas	DE	Memphis
1999		
Jeremy Akers	G	Notre Dame
Jonathan Brown	DE	Tennessee
Robert Hunt	G/T	Virginia
Chris Jones	S	Clemson
Doug Karczewski	G	Virginia
Viliani Maumau*	DT	Colorado
Billy Miller*	WR/TE	USC
Jason Moore*	S	San Diego State
Glenn Rountree	G	Clemson
Jason Suttle*	CB	Wisconsin
Justin Swift	TE	Kansas State
Brad Trout	S	Valdosta State
Edwin Watson	RB	Purdue
Jason Watts	C	Kentucky
Paul Wiggins	T	Oregon
2000		
Jamie Baisley	LB	Indiana
Jon Blackman	T	Purdue
DeAuntae Brown	CB	Central State (Ohio)
Keith Brown	RB	UCLA
Darius Clark*	S	Duke
KaRon Coleman*	RB	Stephen F. Austin
Kevin Drake	WR	Alabama-Birmingham
John Feugill	T	Maryland
Steve Herndon**	G	Georgia
Scottie Montgomery*	WR	Duke
Jason Suttle*	CB	Wisconsin
2001		
Cyron Brown*	DT	Western Illinois
Greg Brown	S	Texas
Darius Clark*	S	Duke
Matt Dominguez*	WR/TE	Sam Houston State
John Feugill	T	Maryland
Ricky Hall	WR	Virginia Tech
Kelly Herndon**	CB	Toledo
Michael Lies	T	Kansas
Phil McGeoghan*	WR	Maine
Scottie Montgomery*	WR	Duke
Scot Osborne	TE	William & Mary
Donnie Spragan**	LB	Stanford
Mark Thomas	TE	North Carolina State
Austin Wheatley	TE	Iowa
2002		
Charlie Adams**	WR	Hofstra
Herb Haygood*	WR	Michigan State

Frank Rice	WR	Colorado State	Greg Eslinger*	C	Minnesota
Jason Scukanec	C	Brigham Young	Mark Fenton	G	Colorado
Jashon Sykes**	LB	Colorado	Darrell Hackney*	QB	Alabama-Birmingham
Chris Watton	G	Baylor	Steven Harris*	DT	Florida
Chris Young*	S	Georgia Tech	Glenn Martinez**	WR	Saginaw Valley State
2003					
Charlie Adams**	WR	Hofstra	Marquay McDaniel	WR	Hampton
Luis Almanzar*	DT	Southwest Missouri St.	Roderick Rogers**	S	Wisconsin
Louis Green*	WR	Alcorn State	Chad Upshaw	T	Buffalo
Atnaf Harris	LB	Cal State Northridge	Cliff Washburn	T	The Citadel
2008					
Nate Jackson**	WR	Menlo College	Matthias Askew*	DT	Michigan State
Kyle Johnson**	FB	Syracuse	Josh Barrett**	S	Arizona State
Blaine Saipaia	C	Colorado State	Steve Baylark	RB	Massachusetts
Cecil Sapp**	RB	Colorado State	Joshua Bell**	CB	Baylor
Chris Watton	G	Baylor	Cory Boyd*	RB	South Carolina
Brandon Williams	CB	Michigan	Mitch Erickson	G	South Dakota State
2004					
Santonio Beard	RB	Alabama	Greg Eslinger*	C	Minnesota
Kris Briggs	RB	Southern Methodist	Jayson Foster	WR	Georgia Southern
Tyson Clabo*	G	Wake Forest	Darrell Hackney*	QB	Alabama-Birmingham
Curome Cox**	CB	Maryland	Steven Harris*	DT	Florida
Romar Crenshaw	WR	S.E. Oklahoma State	Ryan McBean**	DT	Oklahoma State
Nick Eason	DT	Clemson	Rashod Moulton	CB	Fort Valley State
John Paul Foschi	TE	Georgia Tech	P.J. Pope**	RB	Bowling Green State
Louis Green*	WR	Alcorn State	Roderick Rogers**	S	Wisconsin
Grant Mattos	WR	Southern California	Matthew Willis**	WR	UCLA
Matt Mauck*	QB	Louisiana State	Travis Wilson*	WR	Oklahoma
2009					
Bryant McNeal	DE	Clemson	Lance Ball*	RB	Maryland
D.J. Renteria	DT	New Mexico	D'Anthony Batiste*	T	Louisiana-Lafayette
Cecil Sapp**	RB	Colorado State	Marquez Branson	TE	Central Arkansas
Josh Sewell	C/G	Nebraska	Tony Carter**	CB	Florida State
Bradlee Van Pelt*	QB	Colorado State	Mitch Erickson	G	South Dakota State
2005					
Josh Buhl	LB	Kansas State	D.J. Johnson	DB	Jackson State
Cedric Cobbs*	RB	Arkansas	Braxton Kelley	ILB	Kentucky
Curome Cox**	S	Maryland	Rashod Moulton	CB	Fort Valley State
Wesley Duke*	TE	Mercer	Everette Pedescleaux	DL	Northern Iowa
Paul Ernerst*	K/P	Northern Arizona	Carlton Powell	DL	Virginia Tech
George Gause	DE	South Carolina	Darius Walker	RB	Notre Dame
Rob Hunt	C/G	North Dakota State	Matthew Willis**	WR	UCLA
2010					
Corey Jackson	DE	Nevada	Kevin Alexander*	RB	Clemson
Kliff Kingsbury	QB	Texas Tech	Lance Ball*	LB	Maryland
Brandon Miree	RB	Pittsburgh	Diyral Briggs*	LB	Bowling Green
Chris Myers**	C/G	Miami (Fla.)	Titus Brown	LB	Mississippi State
Erik Pears**	T	Colorado State	Jeff Byers*	OL	Southern California
Antwaun Rogers	CB	Purdue	Stanley Daniels**	G	Washington
2006					
Thump Belton	FB	Syracuse	Britt Davis*	WR	Northern Illinois
Antwon Burton*	DT	Temple	Lionel Dotson	DL	Arizona
Steve Cargile*	S	Columbia	Dominic Douglas	LB	Mississippi State
Brian Clark*	WR	North Carolina State	Riar Geer	TE	Colorado
Amon Gordon**	DT	Stanford	Bruce Hall	RB	Mississippi
Andre Hall**	RB	South Florida	Jeremiah Johnson*	RB	Oregon
Rob Hunt	G/C	North Dakota State	Kyle McCarthy*	S	Notre Dame
Damien Nash*	RB	Missouri	Brandon Minor	RB	Michigan
Doug Nienhuis	T	Oregon State	John Nalbone	TE	Monmouth
Preston Parsons	QB	Northern Arizona	Nick Polk	S	Indiana
Jeff Shoate*	CB	San Diego State	Lee Robinson*	LB	Alcorn State
Cameron Vaughn	LB	Louisiana State	Eron Riley	WR	Duke
2007					
Michael Bozeman	DT	Mississippi	Jeff Stehle	DL	Wisconsin
Carlton Brewster	WR	Ferris State	Mitch Unrein**	DL	Wyoming
Antwon Burton*	DT	Temple	Worrell Williams	LB	California
Steve Cargile*	S	Columbia	2011		
2008					
Jeremy Beal	DE	Oklahoma	Jeremy Beal	DE	Oklahoma
Tony Carter**	CB	Florida State	Tony Carter**	CB	Florida State
D'Andre Goodwin*	WR	Washington	D'Andre Goodwin*	WR	Washington

Adam Grant	T	Arizona	Gerald Rivers	DE	Mississippi
Cornelius Ingram	TE	Florida	Gerell Robinson	TE	Arizona State
Jeremiah Johnson*	RB	Oregon	Jeremy Stewart*	RB	Stanford
Kyle McCarthy*	S	Notre Dame	Zach Thompson	DE	Wake Forest
Mike Mohamed*	LB	California	2015		
John Nalbone	TE	Monmouth	Zaire Anderson**	LB	Nebraska
Xavier Omon	RB	Northwest Missouri St.	Kapri Bibbs**	RB	Colorado State
Eron Riley	WR	Duke	Deandre Coleman	DE	California
Sealver Siliga	DT	Utah	Dillon Day*	C	Mississippi State
Austin Sylvester*	FB	Washington	Cameron Jefferson	T	Arkansas
Will Ta'ufo'ou	FB	California	Antonio Johnson	T	Mississippi State
Tim Toone	WR	Weber State	Nick Kasa	TE	Colorado
Adam Weber	QB	Minnesota	Dan Light	TE	Fordham
2012			Arthur Lynch	TE	Georgia
Jamie Blatnick	DE	Oklahoma State	Danny Mason	OLB	Texas A&M-Commerce
Mario Butler	CB	Georgia Tech	Ryan Murphy	S	Oregon State
Paul Cornick**	T	North Dakota State	Chuka Ndulue	DE	Oklahoma
C.J. Davis*	C/G	Pittsburgh	Taurean Nixon**	CB	Tulane
Lonnie Edwards	G	Texas Tech	Kyle Roberts	T	Nevada
Ben Garland*	DT	Air Force	Jordan Taylor**	WR	Rice
Blake Gideon	S	Texas	George Uko	DE	Southern California
Adam Grant	T	Arizona	2016		
Duke Ihenacho**	S	San Jose State	Zac Brooks	RB	Clemson
Corlelius Ingram	TE	Florida	Reshard Cliett	LB	South Florida
Jeremiah Johnson*	RB	Oregon	Dillon Day*	C	Mississippi State
Mike Mohamed*	LB	California	Reese Dismukes	OL	Auburn
Greg Orton	WR	Purdue	Vonatarius Dora*	OLB	Louisiana Tech
Bert Reed	WR	Florida State	Mose Frazier	WR	Duke
Quentin Saultsberry	C	Mississippi State	Quentin Gause*	LB	Rutgers
Sealver Siliga*	DT	Utah	Iosia Iosia	DL	West Texas A&M
Wayne Tribue	G	Temple	Kyle Kragen	ILB	California
Darrion Weems	T	Oregon	Henry Krieger-Coble*	TE	Iowa
2013			Ryan Murphy	S	Oregon State
Edwin Baker	RB	Michigan State	Justin Murray	T	Cincinnati
John Boyett	S	Oregon	Taurean Nixon*	CB	Tulane
Chad Bumphis	WR	Mississippi State	Kyle Peko*	NT	Oregon State
Paul Cornick**	T	North Dakota State	Travis Raciti	DL	San Jose State
Hall Davis	DE	Louisiana-Lafayette	Kalif Raymond*	WR	Holy Cross
Ben Garland*	G	Air Force	Steven Scheu	TE	Vanderbilt
Tavarres King*	WR	Georgia	Hunter Sharp*	WR	Utah State
Brandon Marshall**	LB	Nevada	Kevin Snyder*	LB	Rutgers
Brandon Moore	DE	Texas	Juwana Thompson**	RB	Duke
Vinston Painter*	T	Virginia Tech	Austin Traylor**	TE	Wisconsin
Nathan Palmer*	WR	Northern Illinois	Terrell Watson	RB	Azusa Pacific
Gerell Robinson	TE	Arizona State	2017		
Greg Wilson	WR	Fordham	Paul Boyette	DT	Texas
John Youboty	DE	Temple	River Cracraft*	WR	Washington State
2014			Dillon Day*	C	Mississippi State
Mark Asper	T	Oregon	Jerrold Garcia-Williams*	ILB	Hawaii
Shaquil Barrett**	LB	Colorado State	Michael Hunter*	CB	UCLA
Kapri Bibbs*	RB	Colorado State	Gabe Ikard	OL	Oklahoma
John Boyett	S	Oregon	Tyrique Jarrett*	NT	Pittsburgh
Isiah Burse*	WR	Fresno State	Jordan Leslie	WR	Brigham Young
Josh Bush**	S	Wake Forest	Stanley Maponga	OLB	TCU
Zac Dysert*	QB	Miami (Ohio)	Jordan Moore	S	Texas-San Antonio
Bennie Fowler**	WR	Michigan State	Deontrez Mount*	OLB	Louisville
Jon Halapio	G	Florida	Brian Parker**	TE	Albany
Dominique Jones*	TE	Shepherd	Tim Patrick**	WR	Utah
DeMarcus Love	T	Arkansas	Kyle Peko*	NT	Oregon State
Kevin McDermott	LS	UCLA	Jeremiah Poutasi	T	Utah
Brandon McManus*	K	Temple	Marcus Rios*	CB	UCLA
Douglas McNeil	WR	Bowie State	Marcus Rush	LB	Michigan State
Ryan Miller	G	Colorado	Hunter Sharp*	WR	Utah State
Vinston Painter*	T	Virginia Tech	Kevin Snyder*	ILB	Rutgers
Nathan Palmer*	WR	Northern Illinois	Dymonte Thomas*	S	Michigan
Matt Paradis**	C	Boise State	Jhaustin Thomas	DE	Iowa State

Austin Traylor**	TE	Wisconsin	Josh Watson*	ILB	Colorado State
Elijah Wilkinson**	T	Massachusetts	DeShawn Williams**	DL	Clemson
Jonathan Williams	RB	Arkansas	Sylvester Williams**	DL	North Carolina
2018			2021		
River Cracraft*	WR	Washington State	Quinn Bailey*	T	Arizona State
Shay Fields	WR	Colorado	Essang Bassey	CB	Wake Forest
Avery Genesey	G	Texas A&M	Shaun Beyer	TE	Iowa
Garrett Grayson	QB	Colorado State	John Brown	WR	Pittsburg State
Temarrick Hemingway*	TE	South Carolina State	Shaq Calhoun	G	Mississippi State
Carlos Henderson	WR	Louisiana Tech	Tyrie Cleveland	WR	Florida
Jeff Holland*	OLB	Auburn	Ha Ha Clinton-Dix	S	Alabama
Alexander Johnson**	ILB	Tennessee	Harry Crider	G/C	Indiana
Andreas Knappe	T	Connecticut	Damarea Crockett	RB	Missouri
Brendan Langley*	CB	Lamar	Duke Dawson	CB	Florida
Caushaud Lyons	DL	Tusculum	Adrian Ealy	T	Oklahoma
Trey Marshall**	S	Florida State	Danny Etling	QB	Louisiana State
Isaiah McKenzie*	WR	Georgia	Rojesterman Farris	CB	Hawaii
Jeremy McNichols	RB	Boise State	Travis Fulgham	WR	Old Dominion
Khalfani Muhammad	RB	California	Rico Gafford	WR	Wyoming
Brian Parker*	TE	Albany	Anthony Gordon	QB	Washington State
Kyle Peko*	NT	Oregon State	Nate Hairston	CB	Temple
Austin Schlottmann**	G/C	Texas Christian	Jonathan Harris	DL	Lindenwood
Niles Scott	DL	Frostburg State	Drew Himmelman	T	Illinois State
Tim Semisch	TE	Northern Illinois	Kendall Hinton	WR	Wake Forest
Linden Stephens	CB	Cincinnati	Tristen Hoge	G	Brigham Young
Colby Wadman*	P	UC Davis	Zack Johnson	G	North Dakota State
David Williams	RB	Arkansas	Carlo Kemp	LB	Michigan
DeShawn Williams**	DL	Clemson	Josh Malone	WR	Tennessee
2019			2020		
Ka'John Armstrong	T	Eastern Michigan	Mac McCain	CB	North Carolina A&T
Trinity Benson	WR	East Central	David Moore	WR	East Central (Okla.)
Malik Carney	OLB	North Carolina	Javon Patterson	C	Mississippi
Ahmad Gooden*	OLB	Samford	De'Mornay Pierson-EI	WR	Nebraska
Bug Howard	TE	North Carolina	Curtis Robinson	ILB	Stanford
Corey Levin	G/C	Tennessee-Chattanooga	Brett Rypien	QB	Boise State
P.J. Locke*	S	Texas	Austin Schlottman	G/C	Texas Christian
Kelvin McKnight	WR	Samford	Deyon Sizer	DT	Colorado State-Pueblo
Khalfani Muhammad	RB	California	Saivion Smith	CB	Alabama
Tyvis Powell	S	Ohio State	Akeem Spence	DT	Illinois
Brett Rypien**	QB	Boise State	Marquiss Spencer	DE	Mississippi State
Jay-Tee Tiuli	DL	Eastern Washington	Pita Taumoepeu	OLB	Utah
			Casey Tucker	T	Arizona State
			Barrington Wade	ILB	Iowa
Quinn Bailey*	T	Arizona State	Kerrith Whyte	RB	Florida Atlantic
De'Vante Bausby**	CB	Pittsburg State	Seth Williams	WR	Auburn
Trinity Benson	WR	East Central	Avery Williamson	ILB	Kentucky
Fred Brown**	WR	Mississippi State	Caleb Wilson	TE	UCLA
LeVante Bellamy*	RB	Western Michigan			
Blake Bortles	QB	Central Florida			
Nigel Bradham*	ILB	Florida State			
Chris Cooper	DB	Stony Brook			
Jeremy Cox**	RB	Old Dominion			
Damarea Crockett	RB	Missouri			
Troy Fumagalli**	TE	Wisconsin			
Kendall Hinton*	WR	Wake Forest			
Alijah Holder*	S	Stanford			
Isaiah Irving	OLB	San Jose State			
Darius Kilgo*	DL	Maryland			
Jordan Leggett	TE	Clemson			
P.J. Locke*	S	Texas			
Patrick Morris*	C	Texas Christian			
Darrin Paulo	T	Utah			
Jake Rodgers**	T	Eastern Washington			
Taylor Russolino*	K	Millsaps			
Brett Rypien**	QB	Boise State			
Deyon Sizer*	DL	Colorado State-Pueblo			
Derrek Tuska*	OLB	North Dakota State			

HISTORICAL HIGHLIGHTS

1959

AUGUST 14 — First American Football League organizational meeting held in Chicago. Denver, with Bob Howsam as its principal owner, named as a charter member along with New York, Dallas, Los Angeles, Minneapolis and Houston. **NOVEMBER 22** — First player selection draft held through 32 rounds. Denver's first pick is Roger LeClerc, center, Trinity. **DECEMBER 1** — Dean Griffing named general manager of the Broncos.

1960

JANUARY 1 — Frank Filchcock named first head coach of the Broncos. **JANUARY 30** — Denver placed in AFL's western division with Dallas, Oakland and Los Angeles. **JULY** — First Bronco training camp opens at Colorado School of Mines. **SEPTEMBER 9** — After losing all five pre-season games, the Broncos become the first AFL victor when they defeat the Patriots in Boston in history's first AFL game, 13-10. Attendance — 21,597. **OCTOBER 2** — Broncos play first home game in Bears Stadium, defeat Oakland, 31-14, before crowd of 18,372. **DECEMBER** — Offensive End Lionel Taylor, Defensive Tackle Bud McFadin and Safety Goose Gonsoulin all named to first official all-AFL team.

1961

MAY 26 — Bob and Lee Howsam, original principal owners of the Broncos, sell their stock to a new syndicate headed by Cal Kunz and Gerry Phipps. **JUNE 1** — Cal Kunz named president and operating head of Empire Sports. **DECEMBER** — Lionel Taylor sets professional record with 100 pass receptions for season. Taylor and Bud McFadin named to all-AFL team. **DECEMBER** — Frank Filchcock released as Broncos head coach.

1962

FEBRUARY 1 — Jack Faulkner hired as Broncos head coach. **JULY 1** — Dean Griffing released as Broncos general manager. Faulkner named to dual post as head coach and general manager. **JULY** — Public burning ceremony of Broncos' notorious vertically striped socks at Broncos' intra squad game. **DECEMBER** — Jack Faulkner named coach of the year in AFL. Gene Mingo sets professional field goal record of 27 in a season. Eldon Danenhauer, Lionel Taylor, Goose Gonsoulin and Bob Zeman named to all-AFL team.

1963

DECEMBER — Billy Joe named AFL Rookie of the Year. Goose Gonsoulin is the only Bronco to make the all-AFL team. Lionel Taylor wins fourth consecutive pass receiving title.

1964

JANUARY — Broncos and Jets complete historic nine-player trade, largest ever made in the AFL. Broncos send Gene Prebola, Wahoo McDaniel, Gordy Holz and Bob Zeman to Jets for Dick Guesman, Ed Cooke, Charlie Janerette, Jim Price and Sid Fournet. **OCTOBER 4** — Jack Faulkner released as head coach. **OCTOBER 5** — Mac Speedie accepts appointment as interim head coach. **DECEMBER 12** — Mac Speedie named head coach. **DECEMBER** — Jim Fraser wins third consecutive punting title. Willie Brown named to all-AFL team.

1965

FEBRUARY 15 — Gerald and Allan Phipps purchase 52 percent of the stock of Empire Sports, thus giving them virtually 100 percent ownership and saving the Bronco franchise for Denver. **MARCH 5** — Record sale of 941 season tickets in one day. **APRIL 1** — Season ticket drive goal of 20,000 sales reached. Figure to reach 22,000 by May 1. **MAY 17** — Allan Phipps named president of Empire Sports, Inc. Gerry Phipps re-named Chairman of the Board. **MAY 29** — Jim Burris, Bears general manager, named executive vice-president of Empire Sports. **DECEMBER 12** — Lionel Taylor makes the 500th catch of his career in game against Boston to become the first AFL player to top this figure. **DECEMBER** — Tackle Eldon Danenhauer, Split End Lionel Taylor and Fullback Cookie Gilchrist named to the all-AFL team. Lionel Taylor wins fifth pass receiving crown and Abner Haynes wins league kickoff return championship.

1966

JUNE 8 — Merger of American and National Leagues announced. **SEPTEMBER 19** — Ray Malavasi named Head Coach of the Broncos. **DECEMBER** — John Bramlett, Goose Gonsoulin, Bob Scarpitto and Jerry Sturm chosen to play in AFL All-Star contest in January. **DECEMBER 19** — Lou Saban signs a 10-year contract as General Manager and Head Coach of the Denver Broncos.

1967

MARCH 1 — Broncos move to new suburban executive offices with adjacent practice field and locker room facilities for both preseason and regular season training. **MARCH 17** — Metropolitan Denver voters turn down stadium bond issue, but Bronco fans immediately organize for fundraising drive to improve Bears Stadium and keep Broncos in Denver. **MAY 17** — Floyd Little, Denver's No. 1 draft choice, signs with Broncos. Little becomes the first No. 1 choice to sign with Denver in the history of the club. **AUGUST 5** — Broncos defeat Detroit Lions 13-7 in preseason game at DU for AFL's first win over the NFL. **AUGUST 15** — Quarterback Steve Tensi acquired from San Diego for first round draft choice in both 1968 and 1969. **DECEMBER** — Floyd Little paces AFL in punt returning with a 16.9 average. Bob Scarpitto repeats as punt leader with a 44.9 norm. Flanker Al Denson selected All League in player balloting.

1968

JANUARY — Flanker Al Denson, defensive tackle Dave Costa, center Larry Kaminski and cornerback Nemiah Wilson participate in AFL All-Star Game. Lou Saban and staff coach the West stars. **FEBRUARY** — Civic drive to raise \$1.8 million ends successfully and City of Denver receives stadium as a gift after purchase of the facility from Empire Sports, Inc. by non-profit group. Construction begins on 16,000 seat upper deck that will raise capacity to 50,000 for 1968 season. **SEPTEMBER 21** — Broncos move into new administrative building at 5700 Logan Street. **DECEMBER 14** — Bears Stadium is officially re-named Denver Mile High Stadium.

1969

JANUARY 19 — Dave Costa, Rich Jackson and Floyd Little participate in AFL All-Star Game in Jacksonville, Fla. **DECEMBER** — Floyd Little and Rich Jackson named first-team All League. **DECEMBER** — Bill Thompson (rookie) tops AFL list in punt and kickoff returns, becoming the first player in NFL history to ever hold both titles.

1970

JANUARY 17 — Rich Jackson, Dave Costa, Floyd Little, Mike Current and George Goeddeke play in All-Star Game on West team. **SEPTEMBER** — Season ticket sale hits record number of 43,584. **DECEMBER 20** — Floyd Little gains 44 yards to win American Conference rushing title with 901 yards. It marked his first rushing crown and the first season that Little played in all 14 games.

1971

JANUARY — Richard Jackson named to official National Football League all-star team. **JANUARY** — Richard Jackson and Floyd Little make starting lineups for American Conference in first AFC-NFC Pro Bowl game. **MAY 12** — Broncos stop sale of season tickets at record 47,500. **OCTOBER 24** — Denver coach Lou Saban and the Broncos down Cleveland 27-0. It was the first time the Browns were shutout since 1952 and marked Saban's last victory as Bronco coach. **NOVEMBER 17** — Lou Saban

HISTORICAL HIGHLIGHTS, CONT.

resigns as head coach of Broncos, a position he had held for five years. Offensive line coach Jerry Smith is named interim head coach. Saban, in December, resigns as General Manager to return to Buffalo Bills as head coach. **DECEMBER 19** — Floyd Little compiles 79 yards against Raiders in Oakland to finish as pro football's top runner with 1,133 yards. Little also becomes first Bronco to rush for more than 1,000 yards in a season.

1972

JANUARY 5 — John Ralston, successful head coach at Stanford, is announced as Denver's new head coach. He later adds the title of general manager. **MARCH 16** — For the first time in the history of Denver professional football, there will be no public sale of season tickets, it is reported. Season ticket holders renewed 46,500 of the 47,500 available season tickets and further exercised their option for 8,000 additional tickets. **APRIL 5** — Long-time Rocky Mountain Empire Sports employee Earl Hartman dies of cancer. Hartman was Treasurer of Empire Sports and Business Manager of the Broncos at the time of his death.

1973

MARCH 3 — Season ticket holders renew 47,800 of 48,000 season tickets to assure Denver again of having no public sale of season ducats. **OCTOBER 14** — Charley Johnson also becomes the 18th quarterback in pro football history to go over 20,000 yards lifetime as he throws for 214 yards and three TDs to Haven Moses in a 48-20 win at Houston. **OCTOBER 22** — With "Orange Monday" banners waving, the Broncos perhaps play the most important game to date in the club's history against Oakland on national television. Denver comes back to knot the contest, 23-23, on a 35-yard field goal by Jim Turner. **NOVEMBER 25** — Denver defeats Kansas City, 14-10, to take over first place in the AFC West with three games to go. The win moves the Broncos to 6-3-2 — the six victories mark the second best mark ever for a Denver team to date. **DECEMBER 9** — Denver 42, San Diego 28! The Broncos are winners at last as Denver clinches the team's seventh victory of the season, assuring the club of a winning record for the first time.

1974

JANUARY — Four Broncos (Floyd Little, Haven Moses, Riley Odoms and Paul Smith) are invited to play in the Pro Bowl. John Ralston is named AFC Coach of the Year for guiding Denver to its first winning season ever. Odoms is named All-Pro by NEA. **SEPTEMBER 10** — Denver voters pass a \$25 million bond issue to expand and improve Mile High Stadium to over 75,000 seats. The stadium was projected to be finished in time for the 1976 regular season. **SEPTEMBER 22** — The Broncos and the Pittsburgh Steelers play in the first regular-season overtime game as a 35-35 score was present at the end of regulation play. Neither team scored in the sudden death period. **NOVEMBER 28** — Before a television audience estimated at 35 million, the Broncos riddle the Detroit Lions 31-27 on Denver's first Thanksgiving Day game in Detroit. **DECEMBER 8** — Denver assures itself of its second consecutive winning season, and Otis Armstrong sets a single-game rushing mark of 183 yards as the Broncos down Houston 37-14. **DECEMBER 15** — Otis Armstrong finishes the season with 1,407 yards and the NFL rushing title, becoming one of a half dozen players ever to average more than 100 yards per game in pro football.

1975

JANUARY — Otis Armstrong and Riley Odoms represent the Broncos in the annual Pro Bowl contest in Miami, Fla. **FEBRUARY** — Expansion of Mile High Stadium begins, and it will provide 63,500 seating capacity for the 1976 season and an ultimate capacity of 75,000 in 1977. **DECEMBER 14** — Floyd Little winds up his career as the seventh all-time rusher in the NFL with 6,323 career yards.

1976

JANUARY 26 — Tight end Riley Odoms and linebacker Randy Gradishar are the Broncos representatives in the Pro Bowl in New Orleans. **MARCH 28** — Quarterback Charley Johnson announces his retirement from the National Football League after a 15-year career. Johnson led the club to its first two winning seasons in 1973 and 1974. **JUNE 27** — Lyle Alzado is one of three finalists for the Man of the Year Award and Rick Upchurch is honored as the American Conference Offensive Rookie of the Year by the NFL Players Association. **SEPTEMBER 26** — Rick Upchurch ties an NFL record by returning two punts for touchdowns in a 44-13 win over the visiting Cleveland Browns. **OCTOBER 24** — Rick Upchurch ties an NFL record with his fourth punt return touchdown of the season in a 35-26 win over Kansas City. **NOVEMBER 7** — With two field goals and six extra points, Jim Turner becomes the fifth player in pro football history to surpass 1,200 points. **NOVEMBER 14** — Denver shuts out San Diego, 17-0, marking the first time the club has recorded two shutouts in one season. Denver had shut out the Chargers 26-0 Oct. 3. **DECEMBER 12** — The Broncos stop Chicago, 28-14, for their ninth win of the season, marking the highest total in Denver history. Otis Armstrong rushes for 116 yards to reach 1,008 for the season, his second 1,000-yard campaign in his career. **DECEMBER 18** — Fred Gehrke, long-time Bronco administrator, is named general manager.

1977

JANUARY 17 — Rick Upchurch and Otis Armstrong are the Broncos' participants in the annual AFC-NFC Pro Bowl in Seattle. **JANUARY 31** — John Ralston resigns as Head Coach of the Denver Broncos. **FEBRUARY 1** — Robert (Red) Miller, a former Broncos assistant coach, is named as the team's eighth head coach. **JUNE 12** — Lyle Alzado is named winner of the National Football League Players Association's Byron "Whizzer" White Award as the group's Man of the Year. **OCTOBER 16** — Pushing their season record to 5-0, the Broncos use seven interceptions and a touchdown pass to kicker Jim Turner to trounce the defending world champion Oakland Raiders, 30-7. **NOVEMBER 27** — In a showdown of the two best records in the NFL, the Broncos get a 73-yard interception return for a touchdown by Tom Jackson to dump Baltimore, 27-13, and run their record to 10-1. **DECEMBER 4** — With a 24-14 win at Houston, the Broncos clinch a playoff berth, the first in the club's history. Later in the day, the Broncos clinch the AFC Western Division championship when the Raiders fall to the Los Angeles Rams. **DECEMBER 18** — The Broncos lose to Dallas in the regular-season finale, 14-6, but post the best record in the history of the franchise, 12-2, tied with Dallas for the best in the NFL. **DECEMBER 24** — Before the largest crowd ever to watch a sporting event in the state of Colorado, 75,011, the Broncos stop the Pittsburgh Steelers in the first round of playoff action, 34-21.

1978

JANUARY 1 — In a hard-fought game at Mile High Stadium, the Broncos dethrone the Raiders, 20-17, for the AFC championship and a trip to the Super Bowl in New Orleans. **JANUARY 15** — The Broncos fall to the Cowboys, 27-10, in Super Bowl XII. **JANUARY 23** — Lyle Alzado, Randy Gradishar, Tom Jackson, Billy Thompson and Louis Wright represent the Broncos in the Pro Bowl, the largest Denver contingent to date. **MARCH** — Only 143 season tickets are not renewed, a new all-time low. **DECEMBER 3** — The Broncos win by 21-6 score at Oakland, holding the Raiders without a touchdown for the second time in the season to move within one game of AFC West crown. **DECEMBER 10** — Denver downs Kansas City, 24-3, winning its second consecutive division championship, as QB Craig Morton goes 19-for-22 with 16 consecutive completions, both second best all-time NFL marks. **DECEMBER 30** — Denver loses in the playoffs to the eventual Super Bowl-champion Pittsburgh Steelers, 33-10.

1979

JANUARY 29 — The Broncos are represented by an all-time high of seven players in the Pro Bowl—Lyle Alzado, Randy Gradishar, Tom Jackson, Riley Odoms, Bill Thompson, Rick Upchurch and Louis Wright. **MARCH** — Only 161 season tickets are not renewed, virtually assuring the Broncos of their tenth consecutive sellout season. **NOVEMBER 11** — Rick Upchurch becomes the all-time pro football record holder in career punt return yardage. He set the record vs. New England, surpassing the late Emlen Tunnell's total of 2,209 yards. **DECEMBER 17** — Denver clinches a playoff berth for the third consecutive year. **DECEMBER 23** — Denver loses in a Wild Card Game at Houston, 13-7.

1980

324

JANUARY 27 — The Broncos are represented in the Pro Bowl by Randy Gradishar, Tom Jackson, Rick Upchurch and Louis Wright. **MARCH** — Only 146 season tickets are not renewed for 1980, virtually assuring the club of its 11th consecutive sellout campaign. **OCTOBER 5** — Randy Gradishar returns an interception 93 yards for a touchdown vs. Cleveland, the longest such return in team history and the NFL's longest for 1980 season. **OCTOBER 13** — Fred Steinfort kicks a 57-yard field goal against Washington, tying record for third-longest kick in NFL history.

1981

JANUARY — Fred Steinfort is named by Pro Football Weekly as that publication's Golden Toe Award winner for the 1980 season, having tied for the league lead with 26 field goals. **FEBRUARY 25** — Edgar F. Kaiser Jr. is introduced as the new owner of the Denver Broncos, having purchased the club from principal owners Gerald H. Phipps and Allan R. Phipps. **MARCH 10** — Grady Alderman is named new General Manager and Dan Reeves is named as the new Head Coach. **MARCH** — The Broncos are sold out for their 12th consecutive season. **SEPTEMBER** — Craig Morton throws four touchdown passes in each of two consecutive games, vs. Baltimore and San Diego, a first in franchise history. Wide receiver Steve Watson ties a team record with three touchdown receptions against the Colts on September 20. **NOVEMBER 22** — Watson catches a touchdown pass at Cincinnati to set a new team record with 13 touchdown catches in one season. **DECEMBER 20** — Watson gains 82 yards on receptions at Chicago, establishing a new Broncos single season mark with 1,244 reception yards. Morton sets single-season Broncos records for yards gained (3,213), yards passing (3,195) and average gain per play (8.37) while Watson leads the AFC in reception yardage (1,244) and touchdown receptions (13).

1982

JANUARY 31 — The Broncos are represented in the Pro Bowl by Randy Gradishar, Bob Swenson, Bill Thompson and Steve Watson. **MARCH** — Only 49 season ticket accounts are not renewed for 1982, virtually assuring the Broncos of their 13th consecutive sellout season in Mile High Stadium. **SEPTEMBER 21** — The NFL Players Association begins the first regular-season strike in NFL history, resulting in the cancellation of games for eight consecutive weeks. **DECEMBER 3** — Hein Poulos is named Vice President and General Manager of the Broncos. **DECEMBER 19** — Rick Upchurch returns a punt 78 yards for a touchdown against Kansas City to tie the then all-time pro football record of eight career touchdowns on punt returns.

1983

JANUARY 3 — Final NFL statistics show Rick Upchurch as the NFL's punt return leader with a 16.1 average and Luke Prestridge as the league's leading punter with a 45.0 average. **FEBRUARY 6** — The Broncos are represented in the Pro Bowl game by Randy Gradishar, Luke Prestridge and Rick Upchurch. **MARCH 15** — Only 89 season ticket accounts are not renewed for 1983, virtually assuring the Broncos of their 14th consecutive sellout season in Mile High Stadium. **MAY 2** — In the biggest trade in franchise history, Denver acquires quarterback John Elway, the first player taken in the NFL draft, and signs him to a five-year contract. **DECEMBER 11** — Elway throws three fourth-quarter touchdown passes to erase a 19-0 deficit and lead the Broncos to a 21-19 playoff-clinching win over Baltimore. This marks the fourth Broncos appearance in playoff competition. **DECEMBER 24** — Denver loses its Wild Card Playoff Game at Seattle, 31-7.

1984

JANUARY 29 — Randy Gradishar makes his seventh Pro Bowl appearance. Louis Wright also is named to the AFC Pro Bowl team but is unable to play because of a fractured finger. **MARCH** — Only 146 season ticket accounts are not renewed for 1984, virtually assuring the Broncos of their 15th consecutive sellout season in Mile High Stadium. **MARCH 23** — Pat Bowlen is introduced as the new owner of the Denver Broncos, assuming the title of President and Chief Executive Officer. **NOVEMBER 18** — The Broncos beat Minnesota 42-21 for the club's 10th consecutive victory, a team record. John Elway ties a Denver record throwing five touchdown passes in the game. **DECEMBER 15** — Denver wins its 13th game of the season, the most in Broncos history, and captures the AFC West crown with a 31-14 win over Seattle. Sammy Winder finishes the season with 1,153 yards rushing, and Steve Watson gains 1,170 yards receiving — the first time Denver has had 1,000-yard performers in both categories in the same season. **DECEMBER 30** — Pittsburgh defeats Denver 24-17 in a Divisional Playoff Game.

1985

JANUARY 27 — Sammy Winder represents the Broncos in the Pro Bowl. **FEBRUARY 18** — Owner Pat Bowlen names John Beake as General Manager and Dan Reeves as Vice President of the club. **MARCH** — Only 82 season ticket accounts are not renewed for the 1985 season, virtually assuring the Broncos of their 16th consecutive sellout season in Mile High Stadium. **DECEMBER 20** — Denver beats Seattle 27-24 to close out the season at 11-5. The Broncos set season records with total yards (5,496) and total points (380). John Elway, who threw for 432 yards against Seattle, set Denver records for total offense (4,144 yards) and passing yards (3,891) for the season, and Karl Mecklenburg's 13 quarterback sacks also set a new Bronco standard.

1986

FEBRUARY 2 — The Broncos are represented by four players in the Pro Bowl—Rulon Jones, Karl Mecklenburg, Dennis Smith and Louis Wright. **FEBRUARY 26** — Owner Pat Bowlen holds ground breaking ceremonies for 60 luxury Penthouse Suites to be built atop Mile High Stadium's fifth level. **MARCH** — Only 127 season ticket accounts are not renewed for the 1986 season, virtually assuring the Broncos of their 17th consecutive sellout season in Mile High Stadium. **OCTOBER 12** — The Broncos post a 31-14 win over San Diego to equal the best start in team history with 6-0 record. **DECEMBER 13** — Denver, which had clinched AFC Western Division title by virtue of a Seattle win over Los Angeles the previous Monday night, clinches homefield advantage for first playoff game by defeating Washington, 31-30. **DECEMBER 20** — The Broncos conclude regular-season play with their second consecutive 11-5 record. Thirty-five individual and team records are set by the Broncos in 1986. DE Rulon Jones was named the AFC Defensive Player of the Year by UPI, and LB Karl Mecklenburg was named the AFC Player of the Year by the Football News.

1987

JANUARY 4 — The Broncos post a 22-17 playoff win against New England before 76,105, the largest crowd ever to watch a Denver home game. **JANUARY 11** — The Broncos post a thrilling, 23-20 overtime win over the Cleveland Browns to win the AFC championship and earn a trip to Super Bowl XXI. **JANUARY 18** — A crowd of over 63,000 attends a Mile High Stadium rally before the team's departure for Pasadena. **JANUARY 25** — The Broncos lose to the New York Giants by a 39-20 score in Super Bowl XXI, a game watched by 101,063 at the Rose Bowl and played before a national television audience of 127,000,000. In addition, the game was televised live in 53 other nations. **JANUARY 26** — More than 100,000 fans welcome the Broncos home in a parade through downtown Denver. **FEBRUARY 1** — Six Broncos play in the Pro Bowl—Keith Bishop, John Elway, Rulon Jones, Karl Mecklenburg, Dennis Smith and Sammy Winder. **MARCH** — Only 58 season ticket accounts are not renewed for the 1987 season, virtually assuring the Broncos of their 18th consecutive sellout season in Mile High Stadium, the longest sellout streak in the AFC and the second longest in the NFL. **AUGUST 9** — The Broncos lose 28-27 to the Los Angeles Rams in American Bowl '87, a preseason game played in storied Wembley Stadium in London, England. **SEPTEMBER 22** — The NFL Players Association goes on strike, resulting in the cancellation of games for the weekend of Sept. 28. **OCTOBER 4** — Denver loses 40-10 to Houston in the first of three "replacement" games. **NOVEMBER 29** — Denver grabs a 31-17 win over San Diego in the 400th game for both franchises. The contest also marks Dan Reeves' 100th game as the Broncos' head coach. **DECEMBER 27** — The Broncos win their third AFC West title in four years after shutting out San Diego 24-0 in a blizzard. Denver finishes the season with a 10-4-1 record, becoming the only team in the NFL to post eight 10-win seasons since 1977. Quarterback John Elway is named NFL Most Valuable Player by the Associated Press.

1988

JANUARY 10 — The Broncos advance to the AFC Championship Game with a 34-10 victory over Houston before 75,968 in Mile High Stadium. **JANUARY 17** — Denver becomes the first AFC team to win consecutive conference championships since Pittsburgh of 1978-79 by defeating Cleveland 38-33. The game garnered a 91 television share in the Denver area, believed to be an all-time national viewing high. **JANUARY 31** — The Broncos lose to Washington 42-10 in Super Bowl XXII in San

HISTORICAL HIGHLIGHTS, CONT.

Diego at Jack Murphy Stadium. **FEBRUARY 6** — Three players represent Denver in the Pro Bowl—Keith Bishop, John Elway and Karl Mecklenburg. **MARCH** — The Broncos are virtually assured of their 19th consecutive sellout campaign as just 91 season ticket accounts are not renewed for the 1988 campaign. **JUNE 3** — The Broncos acquire future Hall of Fame RB Tony Dorsett from the Dallas Cowboys in exchange for a future draft choice. The 1988 campaign marked Dorsett's 12th in pro football. **SEPTEMBER 26** — RB Tony Dorsett eclipses Jim Brown to become the second-leading rusher in pro football history, trailing only Walter Payton. **DECEMBER 17** — The Broncos close out the season with a 21-10 win over New England and a disappointing 8-8 record, marking the end of Denver's two-year reign as AFC champions. QB John Elway concludes the season with 3,309 yards passing and 234 yards rushing to become the first player in football history to have four consecutive years with more than 3,000 passing yards combined with more than 200 rushing yards. Dorsett finishes the year second to Payton among football's all-time rushing leaders with 12,739 yards.

1989

JANUARY 29 — Punter Mike Horan is the Broncos' lone representative in the AFC-NFC Pro Bowl Game. **APRIL** — The Broncos conclude season ticket renewals and waiting list additions for 1989, virtually assuring the team of its 20th consecutive sellout campaign at Mile High Stadium. **NOVEMBER 26** — The Broncos clinch their third AFC West title in four seasons after a 41-14 victory at home against Seattle. **DECEMBER 16** — Denver wraps up homefield advantage for the AFC Playoffs with 37-0 win at Phoenix.

1990

JANUARY 7 — The Broncos advance to the AFC Championship Game with a come-from-behind 24-23 win over Pittsburgh. **JANUARY 14** — The Broncos become the only AFC team to win three conference titles in the 1980s with a 37-21 victory over Cleveland in the AFC Championship game. **JANUARY 28** — Denver loses 55-10 to San Francisco in Super Bowl XXIV in the New Orleans Superdome. **FEBRUARY 4** — Three players represent the Broncos in the Pro Bowl—Kicker David Treadwell, nose tackle Greg Kragen and safety Dennis Smith. Linebacker Karl Mecklenburg was selected to start in the game but could not participate because of a knee injury suffered in the Super Bowl. **FEBRUARY 26** — The National Football League announces that the Broncos will face Seattle in an Aug. 4 preseason game in Tokyo, Japan. **MARCH 5** — The Paul D. Bowlen Memorial Broncos Centre opens in southeast Denver, housing all of the team's office and training facilities. **AUGUST 5** — The Broncos defeat the Seattle Seahawks by a score of 10-7 in American Bowl '90 played before a sellout audience in the Tokyo Dome in Tokyo, Japan. The game marks Denver's second appearance in an international game with the club having played the Los Angeles Rams in London in a 1987 American Bowl contest. **NOVEMBER 22** — The Broncos drop a 40-27 game to the Detroit Lions in the Lions' annual Thanksgiving Day contest, marking Denver's fifth appearance in a Thanksgiving Day game—Four in Detroit and one in Denver (a 46-45 loss to the New York Titans in 1962). **DECEMBER 30** — Running back Bobby Humphrey finishes the season with 1,202 rushing yards, becoming one of just 10 backs to rush for over 1,000 yards in each of their first two NFL seasons. Mike Horan leads the NFL in gross punting average (44.4) and net punting average (38.9). The Broncos also boast the NFL's kickoff return leader in Kevin Clark, who posts a 25.3-yard average.

1991

FEBRUARY 3 — Safeties Steve Atwater and Dennis Smith, along with running back Bobby Humphrey, appear in the AFC-NFC Pro Bowl game in Honolulu, Hawaii. It is the first appearance each for Atwater and Humphrey. **JULY 27** — The Broncos lose 14-3 to Detroit in the Hall of Fame Game played in Canton, Ohio. Former Broncos assistant coach Stan Jones is inducted into the Hall of Fame. **SEPTEMBER 1** — Denver records its biggest opening day win ever with a 45-14 pounding of Cincinnati. **DECEMBER 8** — A 17-7 win at Cleveland clinches a playoff berth for the Broncos. **DECEMBER 22** — Denver closes out the regular season at 12-4 and wins the AFC West title for the fifth time in eight years.

1992

JANUARY 4 — The Broncos overcome a 21-6 deficit to defeat Houston 26-24 in an AFC Divisional Playoff Game. The winning field goal was set up by a drive that began at the Denver 2-yard line. The Broncos converted two fourth-down plays to keep the possession alive. **JANUARY 12** — Despite a sterling effort by Denver's defense, the Broncos fall 10-7 to Buffalo in the AFC Championship game. The Bills' high-powered offense managed just 213 yards and 12 first downs in the game. **FEBRUARY 2** — Running back Gaston Green, linebacker Karl Mecklenburg, and safeties Steve Atwater and Dennis Smith represent the Broncos in the Pro Bowl. **MARCH** — The Broncos conclude season ticket renewals and waiting list additions for 1992, virtually assuring the franchise of its 23rd consecutive sellout season. Denver is also named a participant in American Bowl '92, to be played in Berlin. **AUGUST 15** — The Broncos lose to the Miami Dolphins, 31-27, in American Bowl '92 in Berlin's Olympic Stadium. **DECEMBER 28** — Denver Broncos President Pat Bowlen announces that the franchise will not renew the contract of Dan Reeves, thus creating a coaching vacancy in Denver for the first time since 1981. Reeves ends his Denver career with a record of 116-78-1.

1993

JANUARY 25 — Wade Phillips is hired as the 10th head coach in Broncos history, signing a three-year contract as head coach after four seasons as the Broncos' defensive coordinator. **MAY** — The Broncos conclude their season ticket sales, guaranteeing the 24th consecutive sellout campaign at Mile High Stadium. **DECEMBER** — Quarterback John Elway is named AFC Most Valuable Player (UPI, Kansas City 101 Club, Football News) after his best pro season in which he led the AFC in passer rating (92.8), attempts (551), completions (348), completion percentage (63.2), touchdowns (25) and yards (4,030).

1994

JANUARY 9 — The Broncos return to the playoffs as a Wild Card team, dropping a 42-24 first round game to the Los Angeles Raiders at the Los Angeles Memorial Coliseum. The Wild Card Playoff Game marks Denver's ninth nationally televised game of the 1993 season, bringing the Broncos' eight-year total (1986-93) to 84 national television dates. **FEBRUARY 6** — The Broncos are represented in the AFC-NFC Pro Bowl game by quarterback John Elway, tight end Shannon Sharpe, linebacker Karl Mecklenburg, and safeties Steve Atwater and Dennis Smith. **MARCH** — The Broncos and Raiders are named to oppose each other in an American Bowl '94 Game in Barcelona. The Broncos thus join San Francisco as the only two teams to have been asked to represent the NFL in London, Tokyo, Berlin, and Barcelona.

1995

JANUARY 31 — Mike Shanahan is hired as the 11th head coach in Broncos history. Shanahan, a Denver assistant coach from 1984-87 and 1989-91, signed a seven-year contract as head coach after spending the previous three years in San Francisco, where he served as offensive coordinator. **FEBRUARY 5** — The Broncos are represented in the annual AFC-NFC Pro Bowl by safety Steve Atwater, quarterback John Elway and offensive tackle Gary Zimmerman. Tight end Shannon Sharpe was also selected but did not play. **MARCH** — The Broncos are selected to face San Francisco in an American Bowl '95 Game in Tokyo, joining the 49ers and Dallas as the only NFL teams to participate in five American Bowl Games. **MAY** — The Broncos conclude season ticket renewals and waiting list additions for 1995, leading to an anticipated 26th consecutive season of sellouts at Mile High Stadium. **AUGUST 5** — The Broncos defeat San Francisco 24-10 in the American Bowl in Tokyo, Japan. **NOVEMBER 5** — John Elway passes for 256 yards in a 38-6 Broncos home win over Arizona to surpass the 40,000-yard passing plateau, becoming the seventh player in pro football history to accomplish that feat. **NOVEMBER 19** — KOA play-by-play announcer Larry Zimmer calls his 500th Broncos game as a member of the KOA broadcast team as Denver defeats San Diego 30-27. **DECEMBER 10** — Broncos running back/kick returner Glyn Milburn tallies an NFL-record 404 all-purpose yards (131 rushing, 45 receiving, 133 KOR, 95 PR) in a 31-27 loss to Seattle at Mile High Stadium. **DECEMBER 24** — The Broncos close the season with a 31-28 win at Oakland and post franchise single-season records in seven different offensive categories:

points scored (388), total yards (6,040), average gain per play (5.70), average gain per rush (4.53), touchdown passes (27, tie), passing yards (4,045) and first downs passing (205).

1996

FEBRUARY 4 — Denver is represented in the annual AFC-NFC Pro Bowl in Honolulu by safety Steve Atwater, kicker Jason Elam, running back/kick returner Glyn Milburn, wide receiver Anthony Miller and tight end Shannon Sharpe. Tackle Gary Zimmerman was selected but does not play because of injury. **OCTOBER 20** — Terrell Davis sets a franchise record with 194 rushing yards in a 45-34 win over the Baltimore Ravens. **DECEMBER 1** — The Broncos win the AFC West and clinch homefield advantage for the playoffs with a 34-7 win over Seattle. The win is also Denver's ninth consecutive, marking the second-longest streak in franchise history. **DECEMBER 15** — John Elway becomes the winningest quarterback in NFL history with a 24-19 defeat of Oakland, the 126th of his career. The win also secures a perfect 8-0 home record for the season for just the second time in franchise history. **DECEMBER 22** — Elway becomes just the third player in NFL history to pass for more than 45,000 yards in a career. Terrell Davis wins the AFC rushing crown with a then franchise-record 1,538 yards while also posting franchise bests in carries (345), rushing touchdowns (13) and total touchdowns (15). The team ties for the NFL's best record (13-3; ties for best in franchise history) and ranks first in the league in total offense and rushing offense as well as fourth in total defense, including a No. 1 mark against the run. Franchise records are set for points scored (391), highest average gain per rush (4.5; tie with 1995 team), fewest rushing yards allowed (1,331) and fewest rushing first downs allowed (67). **DECEMBER 26** — Terrell Davis is named NFL Offensive Player of the Year by the Associated Press and joins three other Broncos as first-team All-Pro performers— Shannon Sharpe, Alfred Williams and Gary Zimmerman.

1997

JANUARY 4 — Denver hosts its first playoff game since Jan. 4, 1992, as the Jacksonville Jaguars come to Mile High Stadium for an AFC Divisional Playoff contest. **FEBRUARY 2** — Denver is represented in the annual AFC-NFC Pro Bowl in Honolulu by safety Tyrone Braxton, running back Terrell Davis, defensive tackle Michael Dean Perry, linebacker Bill Romanowski, tight end Shannon Sharpe and defensive end Alfred Williams. Safety Steve Atwater, quarterback John Elway and tackle Gary Zimmerman also are selected but do not play in the game because of injury. **FEBRUARY 4** — The Broncos unveil new uniforms featuring the traditional Broncos orange with a navy blue, and a new helmet logo that features a powerful, dynamic Bronco. **MARCH** — The Broncos are selected to face Miami in an American Bowl '97 contest in Mexico City, Mexico. The appearance marks the Broncos' sixth in an American Bowl, tying the club with San Francisco for most in the NFL since American Bowl games began being played in 1985. **AUGUST 4** — Denver and Miami meet in Mexico City, Mexico, in an American Bowl '97 contest won by the Dolphins, 38-19, at Estadio Guillermo Canedo. **SEPTEMBER 21** — Running back Terrell Davis sets a franchise single-game record by rushing for 215 yards in a 38-20 win over Cincinnati at Mile High Stadium. **OCTOBER 6** — Denver defeats New England 34-13 in a Monday night battle of the league's two remaining unbeaten, representing the furthest into a season that two undefeated teams have met on *Monday Night Football*. **OCTOBER 26** — The Broncos defeat the Bills 23-20 in overtime at Buffalo's Rich Stadium, a mere 15 hours after arriving in Buffalo due to a severe snowstorm that dumped more than a foot of snow on the Denver area with drifts piled several feet higher in some areas. The Broncos' chartered flight leaves Denver 10 hours late at 8 p.m. (MT) Saturday, Oct. 25, after an ordeal that involves numerous players' vehicles being stranded in snowdrifts trying to reach the team buses at Broncos headquarters. Several players make their way to headquarters by way of snowmobiles after being picked up by citizens. **NOVEMBER 2** — John Elway sets two milestones and earns AFC Offensive Player of the Week honors on this day as the Broncos defeat Seattle 30-27 at Mile High Stadium. With 252 passing yards, Elway moves past Fran Tarkenton into second place all-time in NFL passing yardage, and his 276 total yards make him just the third player in NFL history to top the 50,000-yard plateau. **NOVEMBER 9** — Cornerback Darrien Gordon ties an NFL record by returning two punts for touchdowns in the same quarter, a feat previously accomplished just twice in NFL history. **DECEMBER 21** — Denver closes its regular season with a 38-3 victory over San Diego to secure its second consecutive undefeated regular season at home, becoming only the third NFL team to do so since the schedule expanded to 16 games in 1978. The Broncos set new franchise records by posting nine double-digit victories in one season and scoring more than 30 points in nine different games. **DECEMBER 27** — The Broncos defeat Jacksonville 42-17 in an AFC Wild Card Game at Mile High Stadium to record their first playoff victory since Jan. 4, 1992. In the game, Denver sets club postseason records for rushing yards (310), total yards (511), rushing attempts (49), points in a quarter (21; 4th quarter), total points (42), first downs (28), rushing first downs (18) and third-down efficiency (75%). Terrell Davis rushes for a club postseason record 184 yards and is complemented by Derek Loville's 103 yards rushing, making Denver just the third team in NFL postseason history to post two 100-yard rushers in the same game. Instrumental in the performance is the offensive line, which, as a unit, is named NFL Offensive Player of the Week. It marks just the second time in NFL history—and first in the postseason—that an Offensive Line is named Player of the Week.

1998

JANUARY 4 — Denver wins a road playoff game for only the second time in franchise history by defeating the Chiefs 14-10 in an AFC Divisional Playoff Game at Kansas City's Arrowhead Stadium. **JANUARY 11** — The Broncos win their fifth AFC Championship by topping the Steelers 24-21 at Pittsburgh's Three Rivers Stadium. The win makes Denver just the fifth Wild Card team to advance to the Super Bowl since the Wild Card format was adopted in 1970. **JANUARY 25** — The Broncos claim their first World Championship with a 31-24 victory over defending champion Green Bay in Super Bowl XXXII at Qualcomm Stadium in San Diego. The Broncos become the first team from the American Football Conference in 14 years to win the Super Bowl and only the second Wild Card team ever to do so. Running back Terrell Davis sets a Super Bowl record with three rushing touchdowns to claim the Pete Rozelle Award as the game's Most Valuable Player. Davis finishes with 157 yards rushing and ties the Super Bowl record for total touchdowns (3) and points scored (18). **JANUARY 27** — An estimated 650,000 fans gather in downtown Denver for a victory parade and rally to honor the World Champion Denver Broncos. The parade follows a route along 17th street, from Wynkoop to Broadway, and then along Broadway for several blocks before working its way to the steps of the Denver City and County Building, where a rally is held. Broncos owner Pat Bowlen, head coach Mike Shanahan, quarterback John Elway, running back Terrell Davis, Colorado Governor Roy Romer and Denver Mayor Wellington Webb address the sea of Broncos fans who pack the grounds in front of the stage, and Elway and Davis are honored with street signs bearing their names. **FEBRUARY 1** — The Broncos are represented in the annual AFC-NFC Pro Bowl in Honolulu by running back Terrell Davis, center Tom Nalen, tight end Shannon Sharpe and defensive end Neil Smith. Quarterback John Elway also is selected but opts not to play in the game due to injury. **APRIL 22** — Colorado Governor Roy Romer signs into law SB 171, a bill authorizing voters to decide upon a ballot issue that would appropriate tax money to partially fund a new football stadium in Denver. **JUNE 5** — Broncos players and coaches receive their Super Bowl rings in a private ceremony at team headquarters. **JUNE 16** — The Denver Broncos travel to Washington, D.C., for a special ceremony in which they are honored by President Bill Clinton at the White House for their victory in Super Bowl XXXII. Terrell Davis delivers to the President a Broncos jersey number "11" with "Clinton" on the back. **SEPTEMBER 21** — The Denver Broncos and San Diego Chargers are selected to play the first NFL game in Australia, an American Bowl '99 contest on Sunday, Aug. 8, at Stadium Australia at Homebush Bay in Sydney. **OCTOBER 25** — Broncos kicker Jason Elam ties a 28-year old NFL record by making a 63-yard field-goal attempt vs. Jacksonville at Mile High Stadium. The record-tying kick comes in the final seconds of the first half in a game won by the Broncos, 37-24. **NOVEMBER 3** — Denver-area voters approve a ballot issue to appropriate tax money to partially fund a new football stadium in Denver. The Broncos would begin play in the new stadium at the beginning of the 2001 season. **NOVEMBER 22** — Broncos quarterback John Elway becomes just the second player in NFL history to compile 50,000 yards passing during a career, joining Miami's Dan Marino. Elway reaches the plateau on a 5-yard completion to wide receiver Willie Green in the first quarter of a 40-14 win over Oakland at Mile High Stadium. **NOVEMBER 29** — The Broncos clinch the AFC West division title for the ninth time in franchise history with a 31-16 win at San Diego. **DECEMBER 6** — The Broncos tie an NFL record by winning their 18th game in a row (regular and postseason combined) with a 35-31 comeback defeat of Kansas City at Mile High Stadium. The win also gave the Broncos a 13-0 record to begin the season. **DECEMBER 27** — The Broncos close the regular season with a 14-2 record, best in franchise history, by virtue of a 28-21 win over Seattle. It marks the third consecutive season in which the club went undefeated at home as it joins just three other teams in NFL history to accomplish the feat and becomes the

HISTORICAL HIGHLIGHTS, CONT.

first to do so since the 16-game schedule was instituted in 1978. In the game, Terrell Davis rushes for 178 yards to finish with 2,008 for the season and 6,413 for his career, overtaking Floyd Little (6,323) as the club's all-time leading rusher. He becomes just the fourth player in NFL history to rush for more than 2,000 yards in a season, joining Eric Dickerson (2,105 in 1984), Barry Sanders (2,053 in 1997) and O.J. Simpson (2,003 in 1973), and also sets Broncos single-season records for rushing attempts (392), rushing touchdowns (21), touchdowns (23), points scored (138), total yards from scrimmage (2,225) and 100-yard games (11). Davis is named NFL Most Valuable Player by the Associated Press and is a unanimous All-NFL selection along with tight end Shannon Sharpe. The Broncos set franchise single-season records for rushing touchdowns (26), passing touchdowns (32), total touchdowns (62), points scored (501), first downs (347), rushing yards (2,468), total yards (6,092), highest average gain per play (5.9), PATs made (58) and attempted (59) and punting average (46.2).

1999

JANUARY 9 — Denver defeats Miami 38-3 in an AFC Divisional Playoff Game at Mile High Stadium to win its fifth consecutive postseason contest. It is Denver's largest winning margin in the postseason, and the team sets postseason defensive records for rushing yards (14), rushing average (1.1) and points (3) allowed. Terrell Davis' 199 rushing yards represent the fourth-highest single-game total in NFL postseason history. **JANUARY 17** — Denver defeats the New York Jets 23-10 in the AFC Championship Game at Mile High Stadium to reserve its sixth Super Bowl trip, an AFC record. **JANUARY 31** — Denver defeats Atlanta 34-19 in Super Bowl XXXIII at Pro Player Stadium in Miami, Fla., to claim its second consecutive World Championship. Denver becomes just the sixth franchise in league history to win back-to-back Super Bowls, joining Green Bay (Super Bowls I and II), Miami (VII and VIII), Pittsburgh (IX and X; XIII and XIV), San Francisco (XXIII and XXIV) and Dallas (XXVII and XXVIII). John Elway is named Most Valuable Player of Super Bowl XXXIII, passing for 336 yards and a touchdown, and rushing for another score. Terrell Davis (102 yds.) sets an NFL record by rushing for 100 yards in his seventh consecutive postseason contest, and fullback Howard Griffith rushes for two touchdowns. Rod Smith's 80-yard touchdown reception from Elway stands as the second-longest play from scrimmage in Super Bowl history and defensive tackle Mike Lodish sets an NFL record by playing in his sixth Super Bowl (4 with Buffalo, 2 with Denver). Cornerback Darrien Gordon's 108 yards on two interception returns establish a Super Bowl record and also make him the Super Bowl career leader for interception-return yards. **FEBRUARY 1** — The Broncos return to Denver from Miami and are greeted by an estimated 375,000 fans lining a parade route that takes the team through downtown, along Broadway, to a rally at Civic Center Park. From the steps of the Denver City and County Building, Broncos players and coaches thank the fans for their support and share the victory with them. Broncos owner Pat Bowler, head coach Mike Shanahan, quarterback John Elway, running back Terrell Davis, Colorado Governor Bill Owens and Denver Mayor Wellington Webb address the crowd. **FEBRUARY 7** — The Broncos are represented in the annual AFC-NFC Pro Bowl in Honolulu by a franchise-record 10 players—safety Steve Atwater, running back Terrell Davis, kicker Jason Elam, quarterback John Elway, tackle Tony Jones, wide receiver Ed McCaffrey, center Tom Nalen, linebacker Bill Romanowski, guard Mark Schlereth and tight end Shannon Sharpe. Davis and Sharpe are unable to play in the game due to injury. **APRIL 10** — Chinese Premier Zhu Rongji visits the Paul D. Bowlen Memorial Broncos Centre as part of a nine-day U.S. tour to promote trade with China. The Premier requested the visit as one of the highlights of his trip, and said, "It is a pleasure to visit the home of the Broncos. They are the champions of American football." **MAY 2** — John Elway announces his retirement in a press conference at the Inverness Hotel and Golf Club in Englewood. **JUNE 6** — Broncos players, coaches and staff receive their Super Bowl rings in a private ceremony followed by a party at the Broadmoor in Colorado Springs, Colo. **AUGUST 7** — Denver defeats San Diego 20-17 in American Bowl '99 at Stadium Australia, in Sydney, Australia, site of the 2000 Summer Olympics. It is the first NFL game played on the Australian continent. **SEPTEMBER 13** — John Elway is inducted into the Denver Broncos Ring of Fame in a ceremony held at halftime of Denver's season-opening Monday night game vs. Miami. He is the 16th inductee into the prestigious group — the first since 1993 (Louis Wright) — and the first for whom the traditional five-year waiting period is waived. Elway's familial No. 7 is also retired on this night, assuring that the number he wore for 16 brilliant seasons will never be worn again by a Bronco. **SEPTEMBER 26** — Broncos tight end Shannon Sharpe becomes the leading receiver in franchise history, catching five passes for 39 yards against Tampa Bay at Raymond James Stadium to surpass the previous standards held by Lionel Taylor (543-6,872). Sharpe finishes the day at 547 receptions and 6,897 yards. **OCTOBER 3** — Kicker Jason Elam becomes the Broncos' all-time leading scorer, surpassing Jim Turner (742 points) in Denver's game vs. the New York Jets at Mile High Stadium. Elam's seven points (2 field goals, 1 PAT) raise his career total to 748 points. **OCTOBER 17** — Denver has two players post 100 or more receiving yards in the same game for the first time in franchise history as Byron Chamberlain (123 yards) and Ed McCaffrey (116) both top the century mark in Denver's 31-10 defeat of Green at Mile High Stadium. **DECEMBER 19** — Denver linebacker Glenn Cadrez returns a fumble 37 yards for a touchdown in overtime to lift the Broncos over the Seattle Seahawks, 36-30. It is just the second overtime game in NFL history to be decided by a fumble return for a touchdown. In the contest, Jason Elam became the franchise's all-time leader in successful PATs and attempted field goals, passing Jim Turner in both categories.

2000

JANUARY 2 — Running back Olandis Gary sets franchise rookie rushing record by finishing the 1999 season with 1,159 yards on 276 carries. Also, wide receiver Rod Smith tops the 1,000-yard receiving mark for the third consecutive season—a franchise record—and rookie return man Chris Watson sets a franchise single-season record for kickoff returns (48) in Denver's season-finale vs. San Diego at Mile High Stadium. **FEBRUARY 6** — The Broncos are represented at the annual AFC-NFC Pro Bowl in Honolulu by center Tom Nalen, defensive tackle Trevor Pryce and fullback/special teams player Detron Smith. **MAY** — The Broncos conclude season ticket renewals and waiting list additions for 2000, leading to an anticipated 31st consecutive season of sellouts at Mile High Stadium. **SEPTEMBER 10** — The Broncos begin their final season of play at Mile High Stadium with a 42-14 win over Atlanta before a crowd of 75,466 in the home opener. **SEPTEMBER 17** — Broncos rookie running back Mike Anderson becomes just the ninth player in NFL history to rush for more than 100 yards in each of his first two NFL games, picking up 187 in a win at Oakland. He had 131 the previous week vs. Atlanta. **NOVEMBER 13** — Denver defeats Oakland 27-24 in the final *Monday Night Football* game at Mile High Stadium on a 41-yard field goal by Jason Elam as time expired. Overall, the Broncos were 15-6-1 in the 22 Monday night games played at Mile High from 1973-2000. **NOVEMBER 19** — The Broncos improve to 7-4 with the second-largest fourth-quarter comeback in franchise history, overcoming a 34-17 deficit to beat the San Diego Chargers 38-37. Quarterback Gus Frerotte, replacing the injured Brian Griese, broke Frank Tripucka's 38-year-old franchise passing record (447) with 462 passing yards and tied the team record with five touchdown passes. **DECEMBER 3** — Mike Anderson rushes for 251 yards in a 38-23 win at New Orleans to set an all-time NFL rookie rushing record for a single game. He also broke the franchise single-game rushing mark by posting the fourth best rushing day by any player in NFL history, and set a Broncos record with four touchdowns in the game. Jason Elam also set an NFL record, converting his 304th consecutive point-after attempt, breaking Norm Johnson's previous record of 303. **DECEMBER 23** — The Broncos play their final game ever at Mile High Stadium, defeating San Francisco 38-9 before the second-largest crowd in the stadium's history, 76,098. It was the largest crowd ever for a Broncos regular season game, and those in attendance were treated to an outstanding performance from the home team on this historic day. The Broncos set franchise single-season records for passing yards (4,243) and total yards (6,554) with the latter figure ranking fifth in NFL history. Ed McCaffrey and Rod Smith each hit the 100-catch mark for the season—becoming just the second pair of teammates to do so in the same season in NFL history—with McCaffrey (101) breaking Lionel Taylor's 39-year old franchise record (100) while Smith ties it. Smith shatters the club record with 1,602 receiving yards for the season. Running back Mike Anderson sets franchise rookie rushing records with 1,487 yards and 15 touchdowns for the season.

2001

FEBRUARY 4 — The Broncos are represented at the annual AFC-NFC Pro Bowl in Honolulu by quarterback Brian Griese, center Tom Nalen, defensive tackle Trevor Pryce and wide receiver Rod Smith. Griese and Nalen are unable to play because of injuries. **MAY** — The Broncos conclude season ticket renewals and waiting list additions for 2001, leading to an anticipated

32nd consecutive season of home sellouts, in their first season at INVESCO Field at Mile High. **AUGUST 25** — The Broncos play their first preseason game at INVESCO Field at Mile High vs. the New Orleans Saints, winning 31-24. **SEPTEMBER 10** — The Broncos officially christen INVESCO Field at Mile High with a season-opening 31-20 win over the New York Giants on *Monday Night Football*. The game is marred only by the broken left leg suffered by wide receiver Ed McCaffrey and further put out of the spotlight the next morning by the terrorist attacks on the United States. **SEPTEMBER 23** — Wide receiver Rod Smith sets a team record with 14 receptions in a 38-17 win at Arizona. **OCTOBER 7** — Cornerback Deltha O'Neal ties an NFL record by becoming the 18th player in league history (19th time) to intercept four passes in one game in Denver's 20-6 defeat of Kansas City at INVESCO Field at Mile High. He joins former Broncos Austin "Goose" Gonsoulin (1960) and Willie Brown (1964) on that list. **NOVEMBER 5** — Kicker Jason Elam becomes one of just 30 players in NFL history to score 1,000 career points, converting four field goals in a 38-28 loss at Oakland on *Monday Night Football*. His second field goal also accounts for the 20,000th point scored in the history of *Monday Night Football*. **NOVEMBER 22** — The Broncos defeat the Dallas Cowboys 26-24 at Texas Stadium on Thanksgiving Day, marking the club's first Thanksgiving Day appearance since 1990.

2002

JANUARY 28 — Ted Sundquist is promoted to general manager after six years as director of college scouting. **FEBRUARY 4** — The Broncos are represented in the annual AFC-NFC Pro Bowl in Honolulu by tight end Dwayne Carswell, kicker Jason Elam, linebacker/special teams player Ian Gold, cornerback Deltha O'Neal, defensive tackle Trevor Pryce, wide receiver Rod Smith and linebacker Al Wilson. Pryce and Smith are unable to play because of injuries. **MAY** — The Broncos conclude season ticket renewals and waiting list additions for 2002, leading to an anticipated 33rd consecutive season of home sellouts. **OCTOBER 20** — Tight end Shannon Sharpe sets an NFL record for a tight end and a franchise receiving record with 214 receiving yards on 13 receptions, including two touchdowns, in Denver's 37-34 come-from-behind overtime win at Kansas City. **DECEMBER 15** — Rookie running back Clinton Portis ties a Broncos record by becoming just the second player in franchise history to score four touchdowns in a game. He scores three times by rush and once receiving in Denver's 31-24 win over Kansas City at INVESCO Field at Mile High. **DECEMBER 29** — Running back Clinton Portis closes his rookie season with a 228-yard rushing effort in a win vs. Arizona at INVESCO Field at Mile High to finish the season with a franchise rookie-record 1,508 rushing yards, the fifth-best rushing season by a rookie in NFL history. His 228 rushing yards tie for the best effort in the NFL in 2002 and tie for the fourth-most by a rookie in a single game in NFL history. Additionally, Portis' two touchdowns on the day give him 17 for the season (15 rushing, 2 receiving), tied for third-most by a rookie in NFL history. For the season, he also posts the second-best yards-per-carry average (5.52) for a rookie in league history.

2003

JANUARY 7 — Running back Clinton Portis is named NFL Offensive Rookie of the Year by the Associated Press. He is the third Bronco to be named either offensive or defensive Rookie of the Year, joining running back Mike Anderson (2000) and linebacker Mike Croel (1991). **JANUARY 20** — Larry Cover is promoted from linebackers coach to defensive coordinator. **FEBRUARY 2** — The Broncos are represented in the annual AFC-NFC Pro Bowl in Honolulu by defensive end Trevor Pryce and linebacker Al Wilson. **MARCH 17** — The Broncos announce that the club will hold training camp in 2003 at its permanent facility in Dove Valley in suburban Denver after 21 years at the University of Northern Colorado in Greeley. **APRIL 18** — Construction begins at the Broncos' Dove Valley training complex on a third outdoor practice field, to feature a FieldTurf™ artificial surface. **MAY** — The Broncos conclude season ticket renewals and waiting list additions for 2003, leading to an anticipated 34th consecutive season of home sellouts. **JUNE 10** — Crews begin to install FieldTurf™ surface on new third practice field, initiating a two-week installation process. **JULY 24** — The Broncos open training camp at the Paul D. Bowlen Memorial Broncos Centre, the first training camp to be held at the team's permanent training facility in suburban Denver. **NOVEMBER 16** — Wide receiver Rod Smith returns a punt 65 yards for a touchdown vs. San Diego. Coupled with Deltha O'Neal's 57-yard punt return for a score in the Broncos previous game vs. New England (Nov. 3), the Broncos become the first team in NFL history to have a different player return a punt for a touchdown in back-to-back games. **DECEMBER 14** — Jason Elam scores his 1,300th career point, reaching that milestone in fewer games than any player in NFL history (170). **DECEMBER 21** — The Broncos defeat Indianapolis 31-17 at the RCA Dome in an ESPN-televised Sunday night game to clinch the organization's first playoff berth since the 2000 season. In the game, Rod Smith passes Terrell Davis (8,887 yards) for the most career total yards from scrimmage by a Bronco, and Shannon Sharpe passes Henry Ellard (814) for ninth place on the all-time NFL receptions list.

2004

JANUARY 31 — John Elway is elected to the Pro Football Hall of Fame in his first year of eligibility, becoming the first Bronco in the Hall to have played his entire career with the team. Elway joins Bob Brown, Carl Eller and Barry Sanders in the Hall of Fame's Class of 2004 with enshrinement scheduled for Aug. 8. **FEBRUARY 8** — The Broncos are represented in the annual AFC-NFC Pro Bowl in Honolulu by center Tom Nalen, running back Clinton Portis and linebacker Al Wilson. **MID-FEBRUARY** — Construction begins on a \$4 million renovation and expansion project to upgrade the team's headquarters, the Paul D. Bowlen Memorial Broncos Centre, in suburban Denver. Included in the project is a new strength and conditioning center that houses the team's weight room, an indoor conditioning area and a new home for the field-maintenance department. The new weight room is approximately 9,000 square feet in size, nearly three times the size of the previous weight room. Also included in the renovation project is an expanded training room and a cafeteria that seats approximately 120. **MAY** — The Broncos conclude season ticket renewals and waiting list additions for 2004, leading to an anticipated 35th consecutive season of home sellouts. **JULY** — The \$4 million renovation and expansion of the team's permanent training facility is completed in time for the opening of training camp. **SEPTEMBER 24** — Mike Shanahan becomes one of an elite group of coaches to post 100 total wins in their first 10 seasons with one club with Denver's 23-13 triumph over San Diego. **OCTOBER 10** — Reuben Droughns' 193 rushing yards against Carolina mark the most by a Broncos player in his first start at running back and the ninth-highest regular-season game total in franchise history (10th most in any game). **NOVEMBER 7** — After a three-catch, 29-yard, one-touchdown performance against Houston, wide receiver Rod Smith passes Shannon Sharpe to become the franchise leader in receptions and touchdown receptions passing Sharpe's totals of 675 and 55, respectively. **DECEMBER 5** — Kicker Jason Elam, in his 184th outing, against San Diego becomes the fastest NFL player to eclipse the 1,400-point plateau, reaching the milestone faster than Nick Lowery's mark of 203 contests. **DECEMBER 25** — On Christmas night, the Broncos defeat the Tennessee Titans 37-16 in Nashville, earning Shanahan his 100th regular-season win as Broncos head coach.

2005

JANUARY 2 — Quarterback Jake Plummer brings his final season passing yards total to a franchise-record 4,089 yards in the regular-season finale against Indianapolis. In the same game, he ties John Elway's franchise record with 27 touchdown passes in a single season. Linebacker D.J. Williams becomes the first rookie in franchise history to lead the team in tackles with 114. The Broncos' offense yields a franchise-low 15.0 sacks, marking the third-fewest in the NFL for the year. The team earns its second consecutive trip to the postseason. **FEBRUARY 13** — Newcomers John Lynch and Champ Bailey both play in the Pro Bowl. **MARCH** — The renovation of the locker room at the team's headquarters, the Paul D. Bowlen Memorial Broncos Centre, is complete. **MAY** — The Broncos conclude season ticket renewals and waiting list additions for 2005, leading to an anticipated 36th consecutive season of home sellouts. **SEPTEMBER 26** — Wide receiver Rod Smith becomes the first undrafted player in NFL history to reach 10,000 career receiving yards with a 19-yard catch from Jake Plummer in the third quarter of a home *Monday Night Football* game against the Chiefs. **OCTOBER 16** — The Broncos tie an NFL record by not committing a turnover for the fourth consecutive game during their victory against New England. **NOVEMBER 24** — Jake Plummer's streak of consecutive passes without an interception ends at 229 attempts with a second-quarter interception at Dallas in the Broncos' 24-21 overtime win against the Cowboys on Thanksgiving Day. Plummer's 229 attempts without an interception lasted eight complete games and 34 quarters and was the fourth-longest in the NFL since 1996. **DECEMBER 11** — Mike Shanahan becomes the Broncos' all-time leader in career victories, collecting his 118th career win with Denver's 12-10 win against Baltimore at INVESCO Field at Mile High. Champ Bailey records an interception for the fifth consecutive game, setting a franchise record. **DECEMBER 17** — With a win at Buffalo, the Broncos clinch a playoff berth for the third consecutive season, tying for the longest streak of consecutive postseason appearances in franchise history. **DECEMBER 24** — The Broncos defeat the Oakland Raiders 22-3 on Dec. 24 at

HISTORICAL HIGHLIGHTS, CONT.

INVESCO Field at Mile High to post a perfect home record (8-0) for the fifth time in team history. The win also clinched the club's 10th division title and first since the 1998 season as well as the No. 2 seed in the AFC Playoffs. **DECEMBER 31** — Denver concludes the regular season with a 23-7 win at San Diego, putting the team's record at 13-3 to tie for the second-most wins in a season in franchise history. The Broncos finish the year with their second consecutive No. 5 NFL ranking in overall offense (360.4 ypg.) and post the second-highest rushing total (2,539 yds.) in club annals. Denver's run defense ranks second in the NFL (85.2 ypg.) and records the third-best single-season mark in team history. The Broncos finish the year ranked second in the NFL with a +20 turnover ratio and set a franchise record with a league-low 16 giveaways. Wide receiver Rod Smith totals his eighth 1,000-yard receiving season (1,105 yds.). The Broncos become only the third team in NFL history to have two 900-yard rushers (Mike Anderson, Tatum Bell), a 1,000-yard receiver (Rod Smith) and a 3,000-yard passer (Jake Plummer) in the same season.

2006

JANUARY 14 — The Broncos defeat the Patriots 27-13 in an AFC Divisional Playoff Game to mark the club's first postseason victory at INVESCO Field at Mile High and propel the team to the AFC Championship Game. The win, which was Denver's first in the postseason since defeating Atlanta to capture Super Bowl XXXIII on Jan. 31, 1999, ended the Patriots' NFL-record 10-game postseason winning streak and halted the title hopes of the two-time defending Super Bowl champions. Kicker Jason Elam becomes Denver's all-time postseason leader in points and field goals against the Patriots. In addition, the win gave Head Coach Mike Shanahan more postseason victories (8) than any coach in Broncos history. **JANUARY 22** — The Broncos host the Steelers in the AFC Championship Game at INVESCO Field at Mile High but lose 34-17, marking the club's first home loss in a conference championship game (4-1). **FEBRUARY 12** — Cornerback Champ Bailey, safety John Lynch, wide receiver Rod Smith and linebacker Al Wilson play in the Pro Bowl. Quarterback Jake Plummer was selected to play in the all-star game as an alternate but was unable to participate due to an injury. **FEBRUARY 22** — The Broncos extended the contract of General Manager Ted Sundquist through the 2008 season with an option for the 2009 campaign. **APRIL 29** — On the first day of the 2006 NFL Draft, the Broncos acquire the 11th overall pick from St. Louis (in exchange for the 15th overall pick and a 2006 third-round choice) and select highly touted Vanderbilt quarterback Jay Cutler. **MAY** — The Broncos conclude season ticket renewals and waiting list additions for 2006, leading to an anticipated 37th consecutive season of home sellouts. **SEPTEMBER 10** — In the Broncos' season opener at St. Louis, wide receiver Rod Smith becomes the 15th player in NFL history to record 800 career receptions. **OCTOBER 9** — Head Coach Mike Shanahan coaches his 200th career regular season game against Baltimore on *Monday Night Football* as the Broncos defeat the Ravens 13-3. Shanahan's 125 wins through his first 200 games tie for the third most by a coach in the Super Bowl era (since 1966). **OCTOBER 22** — By allowing only one touchdown in its 17-7 win at Cleveland, Denver becomes the first team since the 1934 Detroit Lions to allow two or fewer touchdowns through its first six games of a season. **NOVEMBER 5** — The Broncos play their 70th all-time regular season game at Pittsburgh and defeat the Steelers 31-20. **NOVEMBER 23** — The Broncos visit the Chiefs on Thanksgiving Night in the first-ever game broadcast live by NFL Network but suffer a 19-10 loss to Kansas City. **NOVEMBER 27** — Rookie Jay Cutler is named the Broncos' starting quarterback by Head Coach Mike Shanahan at a Monday press conference, replacing Jake Plummer. **DECEMBER 3** — Jay Cutler makes the first start of his career in a *Sunday Night Football* game against Seattle at INVESCO Field at Mile High. He completes 10-of-21 passes for 143 yards with two touchdowns and two interceptions as Denver loses to the Seahawks, 23-20. **DECEMBER 24** — With two touchdown passes against Cincinnati, Jay Cutler becomes the first rookie in NFL history to throw multiple touchdown passes in each of his first four games. **DECEMBER 31** — Denver concludes the regular season with a 26-23 overtime loss at home to San Francisco, ending the club's three-year streak of advancing to the playoffs. The Broncos finish the year with a 9-7 record, marking their fifth consecutive year with a winning record to tie for the longest such streak in franchise history. Cornerback Champ Bailey ties for the NFL lead with 10 interceptions, the second-highest total in franchise history, and leads the league with 11 takeaways as he finishes second in voting for NFL Defensive Player of the Year (Associated Press). Quarterback Jay Cutler posts the second-highest touchdown percentage (6.6) among NFL rookies since 1970 (min. 125 attempts). Running back Tatum Bell records the first 1,000-yard rushing season of his career with 1,025 rushing yards while running back Mike Bell posts the fourth-highest rushing total (677) by any undrafted rookie in the NFL since 1967. Kicker Jason Elam sets a franchise single-season record for field-goal accuracy (93.1%) by connecting on 27-of-29 attempts. Denver sets a franchise record for a 16-game season by committing only 67 penalties for a club all-time low of 478 yards.

2007

JANUARY 1 — Cornerback Darrent Williams, a 2005 second-round draft choice by the Broncos, dies at age 24. The entire football team travels by charter flight to Fort Worth, Texas, to attend his funeral on January 6. **FEBRUARY 10** — Cornerback Champ Bailey and safety John Lynch play in the Pro Bowl while linebacker Al Wilson, selected to the all-star game, does not play because of a thumb injury. **FEBRUARY 24** — Running back Damien Nash, a second-year player who completed his first season with the Broncos in 2006, dies at age 24. A large contingent of his teammates attends his funeral in St. Louis on March 5. **APRIL 10** — Broncos President and CEO Pat Bowlen is inducted into the Colorado Sports Hall of Fame. **APRIL 12** — Broncos safety John Lynch is named winner of the National Football League Players Association's Byron "Whizzer" White Award. **MAY** — The Broncos conclude season ticket renewals and waiting list additions for 2007, leading to an anticipated 38th consecutive season of home sellouts. **SEPTEMBER 23** — Terrell Davis is inducted into the Denver Broncos Ring of Fame in a ceremony held at halftime of Denver's game against Jacksonville. He is the 21st inductee into the prestigious group. **NOVEMBER 19** — In front of a national television audience on *Monday Night Football*, the Broncos score four touchdowns of at least 40 yards (2 pass, 1 rush, 1 punt return) in the same game for the first time in club history en route to defeating Tennessee 34-20. **DECEMBER 31** — The Broncos conclude their 2007 season with a 7-9 record following their 22-19 overtime victory at home against Minnesota. Denver's 7-9 record ended its club-record tying seven-year streak of posting at least a .500 winning percentage. Kicker Jason Elam's 30-yard field goal in overtime proves to be the game winner, making him the NFL's first kicker since the 1970 NFL merger to convert four game-winning walk-off field goals in the same year. Wide receiver Brandon Marshall totals his third 10-catch game (114 yds., 1 TD) in the last four weeks and finishes the year with the third-most receptions (102) by a second-year player in NFL history while posting the second and third-best respective single-season outputs for catches and receiving yards (1,325) by a Bronco in club annals. Selvin Young becomes the first undrafted player ever to lead Denver in rushing, posting the third-most rushing yards (729) by an undrafted rookie in NFL history.

2008

JANUARY 11 — Joe Ellis is promoted to Chief Operating Officer for the Broncos. Ellis spent the previous 10 seasons as the Broncos' Executive Vice President of Business Operations. **FEBRUARY 2** — Tackle Gary Zimmerman is elected to the Pro Football Hall of Fame and joins John Elway as the second player who spent a primary portion of his career with the Broncos to be honored by the Hall. Zimmerman is joined in his class by Fred Dean, Darrell Green, Art Monk, Emmitt Thomas and Andre Tippett with enshrinement ceremonies scheduled for Aug. 2. **FEBRUARY 10** — Cornerback Champ Bailey and safety John Lynch both start in the Pro Bowl with both players making their fourth consecutive all-star appearances. Bailey's eighth career Pro Bowl selections tie for the second most by a cornerback in NFL history while Lynch's nine career all-star selections rank second among safeties in league annals. **FEBRUARY 15** — Wide receiver Rod Smith, the Broncos' all-time leading receiver who spent the entire 2007 campaign on the physically unable to perform list due to a hip injury, is placed on the reserve/retired list. **FEBRUARY 19** — Bob Howsam, the founding owner of the Broncos who brought professional football to Denver, passes away. He helped form the American Football League in 1959 and also spearheaded the construction of Bears Stadium, which was later expanded to become Mile High Stadium. **MAY 6** — Jim Goodman is promoted to Vice President of Football Operations/Player Personnel for the Broncos. **MAY** — The Broncos conclude season ticket renewals and waiting list additions for 2008, leading to an anticipated 39th consecutive season of home sellouts. **SEPTEMBER 14** — In a 39-38 win over San Diego, the Broncos become just the third team in NFL history to give up the opportunity for a tie and win a game with a two-point conversion. Wide receiver Brandon Marshall's 18 receptions are a franchise record and tie for the second-highest

single-game total in NFL history. **NOVEMBER 6** — With their 34-30 comeback win at Cleveland on *Thursday Night Football*, the Broncos become just the second original AFL team to reach 400 overall victories. **DECEMBER 28** — Denver concludes the 2008 season with an 8-8 record following a 52-21 loss at San Diego in a game that decided the AFC West champion. Quarterback Jay Cutler's 4,526 passing yards for the year were a club single-season record and made him just the third player in league history with three years' experience or less to reach the 4,500-yard passing mark. With 104 catches, wide receiver Brandon Marshall becomes just the second Bronco in club history with consecutive 100-reception outputs. Wide receiver Eddie Royal posts the second-most receptions (91) by a rookie in NFL history. The Broncos set a club record and tie for the NFL lead in fewest sacks allowed (12). **DECEMBER 30** — Mike Shanahan is relieved from his position as Executive Vice President of Football Operations/Head Coach of the Broncos. Shanahan guided Denver to consecutive Super Bowl victories in 1997-98 along with seven postseason berths and finished his 14-year head coaching career as the franchise's all-time winningest coach with a 146-91 (.616) overall record.

2009

JANUARY 12 — Josh McDaniels is introduced as the 12th head coach in Broncos history after spending eight seasons on the coaching staff of the New England Patriots, helping the club win three Super Bowl titles. **FEBRUARY 8** — Quarterback Jay Cutler, wide receiver Brandon Marshall and center Casey Wiegmann play in the Pro Bowl. **FEBRUARY 12** — Brian Xanders is promoted to general manager after spending the 2008 season as Denver's assistant general manager. **APRIL 2** — The Broncos acquire quarterback Kyle Orton along with a first-round pick in 2009 and '10 as well as a third-round pick in '09 from the Bears in exchange for quarterback Jay Cutler and a fifth-round pick in '09. **MAY** — The Broncos conclude season ticket renewals and waiting list additions for 2009, leading to an anticipated 40th consecutive season of home sellouts. **MAY 12** — Tight end Shannon Sharpe is elected as the 22nd member of the Broncos Ring of Fame. **SEPTEMBER 13** — Denver kicks off its 50th season of professional football as one of eight original American league teams. With Denver trailing Cincinnati 7-6 with 28 seconds to play in their season opener, Kyle Orton's pass intended for Brandon Marshall is tipped by a Bengals defender into the hands of Broncos wide receiver Brandon Stokley, who races 62 yards down the left sideline for the game-winning score. In all, the 87-yard touchdown marked the longest game-winning touchdown from scrimmage in the final minute of the fourth quarter of a game in NFL history. Josh McDaniels earns his first victory as an NFL head coach. **SEPTEMBER 20** — Sharpe is inducted into the club's Ring of Fame in a halftime ceremony during Denver's regular-season home opener against Cleveland. Outside linebacker/defensive end Elvis Dumervil ties a club record with four sacks against the Browns. **OCTOBER 11** — The Broncos don their "throwback" uniforms from the 1960-61 seasons in a 20-17 overtime win over New England: The team wore mustard gold jerseys with brown pants, vertically-striped brown and gold socks and brown helmets with numbers on the sides. **OCTOBER 19** — Wide receiver Eddie Royal returns a kickoff (93 yds.) and punt (71 yds.) for a touchdown in Denver's 34-23 win at San Diego to help the Broncos improve to 6-0 on the season. It marked just the 11th time in NFL history (6th since the merger) that a player accomplished that feat in a game. The 6-0 start tied McDaniels for the third best start by a rookie head coach since 1930 as he joined Red Miller (1977) as only the second head coach in Denver history to win his first six games with the club. **DECEMBER 13** — Wide receiver Brandon Marshall sets an NFL record with 21 receptions (200 yds.) in a 28-16 loss at Indianapolis. **DECEMBER 27** — Dumervil records two sacks in Denver's 30-27 loss at Philadelphia to set a Broncos single-season sack record (17).

2010

JANUARY 3 — Denver concludes its 50th season with an 8-8 record following a 44-24 loss to the Kansas City Chiefs. **JANUARY 31** — Cornerback Champ Bailey, tackle Ryan Clady, safety Brian Dawkins, outside linebacker/defensive end Elvis Dumervil and wide receiver Brandon Marshall play in the Pro Bowl. **FEBRUARY 6** — Running back Floyd Little is elected to the Pro Football Hall of Fame, joining John Elway (1983-98) and Gary Zimmerman (1993-97) as one of three Pro Football Hall of Famers who spent a primary portion of their career with the Broncos. Little joins Russ Grimm, Rickey Jackson, Dick LeBeau, John Randle, Jerry Rice and Emmitt Smith in the Hall of Fame Class of 2010 with enshrinement scheduled for Aug. 7. **SEPTEMBER 20** — Wide receiver Kenny McKinley dies at age 23; the team wears McKinley's No. 11 jersey emblem in remembrance for the rest of the season. **OCTOBER 31** — The Broncos play their first regular-season game on foreign soil when they drop a 24-16 decision to the San Francisco 49ers in London as part of the NFL's International Series. **DECEMBER 6** — Josh McDaniels is relieved of his duties as head coach of the Broncos. Eric Studesville, who tutored the running backs in his first season with the Broncos, takes over as the interim head coach for the season's final four games. **DECEMBER 19** — Rookie quarterback Tim Tebow makes his first career start in a 39-23 loss against Oakland, finishing with the highest passer rating (100.5 / 8-of-16, 138 yds., TD) by a Broncos rookie making his first NFL start and adding 78 yards rushing to mark the third-highest rushing total by a Broncos quarterback in team history. **DECEMBER 27** — Wide receiver Brandon Lloyd is named to his first career Pro Bowl. The ninth-year pro finished the season as the first player in team history to lead the NFL in receiving yards (1,448), while also setting career highs in receptions (77), receiving average (18.8) and receiving touchdowns (11).

2011

JANUARY 2 — Denver concludes the regular season with a 4-12 record after a 33-28 loss to San Diego at INVESCO Field at Mile High. **JANUARY 5** — Hall of Fame quarterback John Elway is named Executive Vice President of Football Operations and Joe Ellis is appointed as President of the Broncos. **JANUARY 13** — John Fox is named the 14th head coach in team history after spending the previous nine years at the helm of the Carolina Panthers, where he led the team to two NFC South titles and an appearance in Super Bowl XXXVIII. **JANUARY 27** — Cornerback Champ Bailey was selected to his 10th career Pro Bowl, passing Hall of Famer Mike Haynes for the most Pro Bowls in NFL history at the cornerback position. **JANUARY 31** — Longtime college scout Cornell Green is named AFC Scout of the Year by the Fritz Pollard Alliance. **FEBRUARY 5** — Tight end Shannon Sharpe is elected to the Pro Football Hall of Fame, joining Richard Dent, Marshall Faulk, Chris Hanburger, Les Richter, Ed Sabol and Deion Sanders in the Hall of Fame Class of 2011 with enshrinement scheduled for Aug. 6. **FEBRUARY 25** — Head Athletic Trainer Steve "Greek" Antonopoulos is honored as the 2011 Fain-Cain Memorial Award recipient at the NFL Physicians Society Scientific Meeting in Indianapolis. **AUGUST 16** — The Metropolitan Football Stadium District agreed on a deal with Sports Authority to rename the Broncos' stadium Sports Authority Field at Mile High. **OCTOBER 9** — Quarterback Kyle Orton is replaced by quarterback Tim Tebow at halftime of the Broncos' 29-24 loss to the San Diego Chargers. Tebow went on to lead the Broncos to a 7-4 record down the stretch—including six consecutive wins at one point—as a starter. **DECEMBER 27** — Cornerback Champ Bailey, defensive end Elvis Dumervil and linebacker Von Miller are named to the 2012 Pro Bowl. Bailey becomes one of just six players in NFL history to be selected to 11 Pro Bowls. Miller becomes just the second Broncos rookie (K David Trethewell, 1989) to be selected to the league's annual All-Star Game as a rookie.

2012

JANUARY 1 — Denver loses to the Kansas City Chiefs by a score of 7-3 but still manages to capture its first AFC West title and postseason berth in six seasons. The Broncos set a team record with 2,632 rushing yards on the season. **JANUARY 8** — Quarterback Tim Tebow finds wide receiver Demaryius Thomas for an 80-yard touchdown on the first play of overtime to give Denver a 29-23 win over the Pittsburgh Steelers in their AFC Wild Card matchup. Head Coach John Fox becomes just the third head coach since the 1970 merger to take over a team with four or fewer victories the season before and lead it to a division title and a playoff win in his first season. **JANUARY 11** — Former Broncos Owner Edgar Kaiser passes away at the age of 69. **JANUARY 14** — The Broncos fall to the New England patriots 45-10 to end their 2011 season with an overall record of 9-9. **JANUARY 17** — Offensive tackle Ryan Clady and Willis McGahee are added to the AFC Pro Bowl roster and Matt Russell is promoted to director of player personnel after serving the previous three seasons as the club's director of college scouting. **JANUARY 28** — The Broncos name Jack Del Rio as the team's seventh defensive coordinator in seven seasons. **FEBRUARY 3** — Denver hires former agent Mike Sullivan as the team's director of football administration. **FEBRUARY 4** — Linebacker Von Miller is named NFL Defensive Rookie of the Year by the Associated Press to become the first Broncos player to win the award since linebacker Mike Croel in 1991. **MARCH 20** — The Broncos sign quarterback Peyton Manning, the only four-time MVP in NFL history. **MARCH 21** — Denver trades quarterback Tim Tebow to the New York Jets. **MAY** — The Broncos conclude

HISTORICAL HIGHLIGHTS, CONT.

season ticket renewals and waiting list additions for 2012, leading to an anticipated 43rd consecutive season of home sellouts. **MAY 7** — The Broncos and General Manager Brian Xanders part ways... Xanders had worked for the club since 2008 when he was hired as an assistant general manager. **MAY 17** — Former wide receiver Rod Smith is selected as the 23rd member of the Denver Broncos Ring of Fame. **SEPTEMBER 9** — Broncos win their season opener 31-19 over the Pittsburgh Steelers as Peyton Manning became the third (and fastest) player in NFL history to throw 400 touchdowns. **OCTOBER 15** — Tailing the San Diego Chargers 24-0 at halftime on *Monday Night Football*, the Broncos tie for the largest comeback in team history (and tie for the largest road comeback in NFL history) with a 35-24 win. **DECEMBER 26** — Five Broncos are named to the AFC Pro Bowl squad: cornerback Champ Bailey, tackle Ryan Clady, defensive end Elvis Dumervil, quarterback Peyton Manning and linebacker Von Miller. **DECEMBER 30** — Denver finishes the regular season with a 13-3 record and the AFC's No. 1 seed by completing a sweep of its AFC West opponents with a 38-3 win against the Kansas City Chiefs... Broncos Head Coach John Fox captures his 100th overall career win in the season finale and Denver ends the year on an 11-game win streak (all by 7+points to tie for the second-longest streak in league history).

2013

JANUARY 12 — Denver's season ends with a 38-35 overtime loss to the eventual Super Bowl-champion Baltimore Ravens in the coldest playoff game (13°) in team history. **JANUARY 17** — Quarterbacks Coach Adam Gase is promoted to offensive coordinator after former O.C. Mike McCoy is hired as head coach of the San Diego Chargers. **JANUARY 26** — Offensive guard Zane Beadles and wide receiver Demaryius Thomas are added to the Pro Bowl roster to represent the first such honor of each of their careers. **FEBRUARY 2** — Quarterback Peyton Manning is named Associated Press Comeback Player of the Year in addition to receiving first-team All-Pro honors. **MAY 7** — Tom Heckert is hired as the team's director of pro personnel. **SEPTEMBER 5** — The Broncos host the NFL Kickoff Game against the Super Bowl-champion Baltimore Ravens and avenge their loss to the club with a 49-27 win in which quarterback Peyton Manning ties an NFL record with seven passing touchdowns. **SEPTEMBER 27** — Ring of Fame Plaza is unveiled at Sports Authority Field at Mile High featuring pillars honoring each of the Ring's distinguished members. **NOVEMBER 4** — Head Coach John Fox undergoes a successful aortic valve replacement surgery after falling ill during the team's bye week. Defensive Coordinator Jack Del Rio is named the interim head coach and guides the Broncos to a 4-1 record during John Fox's recovery. **NOVEMBER 10** — The Broncos beat the Chargers 28-20 in Del Rio's debut as interim head coach and Owner Pat Bowlen earns his 300th career win to become the first owner in professional football history to reach 300 victories in 30 years. **NOVEMBER 19** — The Broncos break ground on a \$35 construction and renovation project at their team headquarters, including a new indoor practice facility west of the existing facility. **DECEMBER 8** — Head Coach John Fox returns to the sidelines during Denver's 51-28 win against Tennessee that saw kicker Matt Prater boot an NFL-record 64-yard field goal. **DECEMBER 15** — Quarterback Peyton Manning is named *Sports Illustrated's* 2013 Sportsman of the Year. **DECEMBER 22** — The Broncos clinch their third consecutive AFC West title with a 37-13 win against Houston. Quarterback Peyton Manning breaks the single-season NFL record with his 51st passing touchdown of the season. **DECEMBER 29** — Denver closes out its regular season with a 34-14 win against Oakland. The Broncos end the year scoring the most points (606) in league history and Manning breaks the NFL single-season mark with 5,477 passing yards (and extends his single-season touchdown record to 55).

2014

JANUARY 19 — The Broncos earn their seventh Super Bowl trip in team history with a 26-16 win against New England in the AFC Championship Game. Peyton Manning becomes the third starting quarterback in NFL history to win a conference title with two different teams. **FEBRUARY 1** — Manning earns his NFL-record fifth Associated Press Most Valuable Player award. **FEBRUARY 2** — Head Coach John Fox becomes the sixth NFL coach to lead multiple teams to the Super Bowl as the Broncos find themselves on the losing end of a 43-8 game in Super Bowl XLVIII. **MAY 6** — Halfback/kicker Gene Mingo, wide receiver/returner Rick Upchurch and head coach Dan Reeves are elected as the newest members of the Broncos Ring of Fame. **JULY 23** — The Broncos announce that Owner Pat Bowlen has been privately battling Alzheimer's disease and is no longer able to be part of the team's daily operations... It is disclosed that the franchise is being held in a trust—the Pat Bowlen Trust—overseen by non-family trustees with President & CEO Joe Ellis continuing to operate the team with full authority on all matters. **OCTOBER 5** — Demaryius Thomas establishes a franchise record with 226 receiving yards against Arizona. Manning throws his 500th career touchdown pass to join Brett Favre in the exclusive 500 TD Club. **OCTOBER 9** — Manning throws three touchdowns against San Francisco to give him 509 for his career, passing Favre (508) for the most in NFL history. **DECEMBER 14** — Denver earns a 22-10 victory against San Diego to earn its fourth consecutive AFC West Division title. The game marks the Broncos' 12th straight divisional road win to tie for the longest such streak in league history. **DECEMBER 7** — Manning's streak of 51 consecutive games with at least one touchdown pass—the third-longest streak all-time—comes to an end in Denver's Week 14 win against Buffalo. **DECEMBER 23** — An NFL-high nine Broncos are initially selected to play in the 2015 Pro Bowl. **DECEMBER 28** — Denver closes out its regular season with a 47-14 win against Oakland to earn the AFC's No. 2 playoff seed.

2015

JANUARY 12 — The Broncos and Head Coach John Fox mutually part ways following Denver's 24-13 loss to Indianapolis in the AFC Divisional Playoffs. **JANUARY 19** — Former Broncos quarterback and offensive coordinator Gary Kubiak is named the 15th head coach in franchise history. Running back C.J. Anderson becomes the 11th Bronco to be named to the 2015 Pro Bowl, representing the most selections in a single year in team history. **MAY 13** — Broncos Owner Pat Bowlen is elected as the 28th member of the club's Ring of Fame. **SEPTEMBER 13** — Denver beats Baltimore 19-13 in Week 1 to give Gary Kubiak a win in his Broncos debut as head coach. **SEPTEMBER 17** — The Broncos earn a 31-24 win against the Kansas City Chiefs at Arrowhead Stadium for their NFL-record 13th consecutive divisional road win. **NOVEMBER 1** — Denver (6-0) defeats the previously unbeaten Green Bay Packers (6-0), holding quarterback Aaron Rodgers to just 77 yards passing—the lowest total of his career... Quarterback Peyton Manning earns his 186th career regular-season win to tie Brett Favre for the most by a starting quarterback in NFL history... Broncos Owner Pat Bowlen is officially inducted as the 28th member of the team's Ring of Fame in a halftime ceremony during Denver's game against Green Bay. **NOVEMBER 15** — During Denver's 29-13 loss to Kansas City, Manning breaks Favre's NFL passing yardage record, finishing the game with 71,871 career yards before leaving the game due to injury. **NOVEMBER 22** — With Manning recovering from injury, fourth-year quarterback Brock Osweiler makes his first of seven consecutive starts and leads Denver to a 17-15 win at Chicago against former Head Coach John Fox. **NOVEMBER 29** — Denver erases a 14-point, fourth-quarter deficit to earn a 30-24 overtime win against the previously unbeaten New England Patriots. **DECEMBER 22** — Cornerback Chris Harris Jr., linebacker Von Miller, cornerback Aqib Talib and linebacker DeMarcus Ware are selected to the Pro Bowl. **DECEMBER 28** — Denver snaps a two-game losing streak and clinches its fifth consecutive postseason berth with a 20-17 overtime win against the Cincinnati Bengals at Sports Authority Field at Mile High.

2016

JANUARY 3 — Broncos quarterback Peyton Manning returns from injury in the second half of Denver's regular-season finale against the San Diego Chargers and helps spark the team to a 27-20 win to clinch its fifth consecutive AFC West Division title and the AFC's No. 1 seed. **JANUARY 24** — Denver holds off New England for a 20-18 win in the AFC Championship game to propel the club to its eighth Super Bowl appearance... The Broncos' two-point win against the Patriots was their 11th of the season decided by seven points or less to represent the most in NFL history. **FEBRUARY 7** — Denver captures third World Championship by defeating the Carolina Panthers 24-10 in Super Bowl 50 in Santa Clara, Calif... Linebacker Von Miller becomes just the 10th defensive player to earn Super Bowl MVP honors by totaling 2.5 sacks and two forced fumbles against the Panthers. **FEBRUARY 9** — An estimated 1 million fans gather in downtown Denver for a victory parade and rally to honor the World Champion Denver Broncos. **MARCH 6** — Quarterback Peyton Manning informs the Broncos of his decision to retire and the team holds a press conference the next day at UHealth Training Center to honor the NFL's only five-time MVP. **MAY**

17 — Kicker Jason Elam, linebacker Simon Fletcher and safety John Lynch are elected as the newest members of the Broncos Ring of Fame. **JUNE 6** — Broncos coaches, players and football staff visit the White House as guests of President Barack Obama in recognition of the team's victory in Super Bowl 50. **JUNE 12** — Members of the Super Bowl 50 team receive their championship rings in a ceremony and celebration at Sports Authority Field at Mile High. **SEPTEMBER 8** — Denver hosts the NFL Kickoff Game against the Carolina Panthers and comes out with a 21-20 win in a rematch of Super Bowl 50. **OCTOBER 24** — Kicker Jason Elam, linebacker Simon Fletcher and safety John Lynch—are officially inducted into the Broncos Ring of Fame during halftime of Denver's 27-9 win against the Houston Texans on *Monday Night Football*.

2017

JANUARY 1 — The Broncos earn a 24-6 win against the Oakland Raiders in their 2016 season finale to improve to 9-7 and ensure their 29th all-time winning season. **JANUARY 2** — Gary Kubiak steps down as head coach of the Broncos after helping Denver to the second-most wins in the NFL (24) in his two seasons and leading the team to its third Super Bowl title. **JANUARY 11** — Vance Joseph is introduced as the 16th head coach in Broncos history. **MARCH 13** — Outside linebacker DeMarcus Ware informs the Broncos of his decision to retire after three years with the team and 12 seasons overall in the NFL. **AUGUST 5** — Terrell Davis is officially inducted into the Pro Football Hall of Fame in Canto, Ohio. **SEPTEMBER 11** — Vance Joseph becomes the 12th coach in team history to win his regular-season debut, a 24-21 victory over the L.A. Chargers. **NOVEMBER 9** — Red Miller is officially inducted into the Broncos Ring of Fame during halftime of Denver's game against Cincinnati; A Pro Football Hall of Fame logo is unveiled next to Terrell Davis' Ring of Fame placard in a pregame ceremony.

2018

MARCH 14 — The Broncos announce the signing of QB Case Keenum. Denver also trades CB Aqib Talib to the L.A. Rams and QB Trevor Siemian to Minnesota. **APRIL 26** — The Broncos select OLB Bradley Chubb with the fifth selection in the NFL Draft. **AUGUST 23** — Owner Pat Bowlen selected as one of two contributor nominees for the Pro Football Hall of Fame Class of 2019. **OCTOBER 30** — Wide Receiver Demaryius Thomas is traded to Houston in exchange for a fourth-round selection in the 2019 NFL Draft. **NOVEMBER 1** — Bradley Chubb is named the NFL Defensive Rookie of the Month (Oct. **DECEMBER 15** — Linebacker Von Miller passes Ring of Famer Simon Fletcher's for the most sacks (98.0) in franchise history. **DECEMBER 18** — Rookie running back Phillip Lindsay and Miller selected to the Pro Bowl. **DECEMBER 30** — Denver finishes the season 6-10 after losing to the L.A. Chargers 23-9 at Broncos Stadium at Mile High. **DECEMBER 31** — Vance Joseph is relieved of his duties as head coach of the Broncos.

2019

JANUARY 10 — Vic Fangio is introduced at the 17th head coach in Broncos history. **FEBRUARY 2** — Owner Pat Bowlen and cornerback Champ Bailey are selected to the Pro Football Hall of Fame ahead of Super Bowl LIII in Atlanta. **MARCH 13** — Denver acquires quarterback Joe Flacco from Baltimore in exchange for a fourth-round draft pick in the 2019 NFL Draft. **JUNE 13** — Pat Bowlen passes away at the age of 75 following his courageous battle with Alzheimer's disease. **JUNE 18** — The Broncos and the Bowlen family hold an open-house public tribute celebrating the life and career of Pat Bowlen at Broncos Stadium at Mile High, which is attended by more than 5,000 fans, alumni and dignitaries. **AUGUST 3** — Pat Bowlen and Champ Bailey officially inducted into the Pro Football Hall of Fame in Canton, Ohio. **SEPTEMBER 6** — Broncos Field at Mile High officially renamed Empower Field at Mile High in a press conference in front of the Broncos' home stadium. **OCTOBER 11** — Members of the Broncos Top 100 Team are celebrated in a 'Fentennial' event at Empower Field at Mile High. **OCTOBER 13** — Champ Bailey inducted as the 33rd member of the Broncos Ring of Fame. **OCTOBER 22** — Wide receiver Emmanuel Sanders and a 2019 fifth-round selection traded to San Francisco in exchange for third-round and fourth-round selections in the 2020 NFL Draft. **DECEMBER 1** — Quarterback Drew Lock makes his first start and wins four of the next five games to match John Elway for the most wins (4) by a rookie quarterback in team history. **DECEMBER 17** — Linebacker Von Miller selected to his eighth career Pro Bowl, tying him with Pro Football Hall of Famers cornerback Champ Bailey and safety Steve Atwater for the second-most in team history. **DECEMBER 29** — Denver finishes the season 7-9 after defeating the Raiders 16-15.

2020

JANUARY 15 — Courtland Sutton named to his first career Pro Bowl. **FEBRUARY 1** — Safety Steve Atwater selected to the Pro Football Hall of Fame ahead of Super Bowl LIV in Miami. **MARCH 17** — Broncos announce the acquisitions of Pro Bowl cornerback A.J. Bouye (acquired from Jacksonville in exchange for a 2020 fourth-round selection) and defensive lineman Jurrell Casey (acquired from Tennessee in exchange for a 2020 seventh-round selection. **MARCH 23** — Broncos announce the signing of guard Graham Glasgow to a four-year contract. **MARCH 26** — Broncos announce the signing of Pro Bowl running back Melvin Gordon to a two-year contract. **APRIL 6** — Linebacker Von Miller unanimously selected to the NFL's All-Decade Team (2010s)... Cornerback Chris Harris Jr. also selected to the team as a defensive back. **APRIL 23-25** — 2020 NFL Draft takes place remotely due to COVID-19 as the Broncos select 10 players. **APRIL 23-25** — 2020 NFL Draft takes place remotely due to COVID-19 as the Broncos select 10 players. **JUNE 7** — Two-time Super Bowl winning Head Coach Mike Shanahan elected into the Denver Broncos Ring of Fame. **NOVEMBER 29** — With all of Denver's quarterbacks ineligible to play against the New Orleans Saints because of COVID-19 protocols, wide receiver Kendall Hinton is called up from the practice squad and becomes the second non-QB in modern NFL history to throw all of a team's passes in a game.

2021

JANUARY 13 — George Paton is named general manager of the Broncos. **FEBRUARY 6** — Former Broncos safety John Lynch and quarterback Peyton Manning were selected to the Pro Football Hall of Fame Class of 2021. **MAY 17** — Kelly Kleine is hired as Executive Director of Football Operations/Special Advisor to the General Manager, becoming the highest-ranking female ever in NFL scouting. **JUNE 7** — Director of Sports Medicine Steve 'Greek' Antonopoulos announces his retirement after a 45-year career with the Broncos. **JUNE 9** — Peyton Manning is selected as the 35th member of the Broncos Ring of Fame. **JUNE 28** — Wide Receiver Demaryius Thomas announces his retirement with the Broncos. **AUGUST 7** — Safety Steve Atwater officially inducted into the Pro Football Hall of Fame in Canton, Ohio. **AUGUST 8** — John Lynch and Peyton Manning officially inducted into the Pro Football Hall of Fame in Canton, Ohio. **SEPTEMBER 30** — Outside linebacker Von Miller named AFC Defensive Player of the Month for September after recording four sacks and leading the league in TFLs. **OCTOBER 17** — Mike Shanahan inducted as the 34th member of the Broncos Ring of Fame. **OCTOBER 31** — Peyton Manning inducted as the 35th member of the Broncos Ring of Fame. **NOVEMBER 1** — Linebacker Von Miller traded to the Los Angeles Rams in exchange for second-round and third-round selections in the 2022 NFL Draft.

2022

JANUARY 6 — Safety Justin Simmons is named the inaugural Demaryius Thomas Team MVP recipient, which is given to the player who best exhibits Thomas' impact on and off the field and voted on by the local media. **JANUARY 9** — The Broncos part ways with Head Coach Vic Fangio. **JANUARY 27** — Nathaniel Hackett is announced as the 18th head coach in Broncos history. **FEBRUARY 1** — The Pat Bowlen Trust announces the beginning of the sale process for the Denver Broncos. **FEBRUARY 1** — The Pat Bowlen Trust announces the beginning of the sale process for the Denver Broncos. **MARCH 16** — Denver trades tight end Noah Fant, defensive end Shelby Harris, quarterback Drew Lock, first-round, second-round and fifth-round selections in the 2022 NFL Draft and first-round and second-round selections in the 2023 NFL Draft to Seattle for quarterback Russell Wilson and a fourth-round selection in the 2022 NFL Draft. **JUNE 7** — The Pat Bowlen Trust reach an agreement to sell the Broncos to the Walton-Penner Family Group.



ALL-TIME GAME RESULTS

(* indicates night game)

1960

HEAD COACH: Frank Filchok

PRESEASON (0-5)

Day/Date	Score	W/L	Opponent	Location	Attend.
Fri., Aug. 5*	6-43	L	Boston Patriots	Providence, R.I.	4,706
Sat., Aug. 13*	14-31	L	Buffalo Bills	Rochester, N.Y.	6,200
Sat., Aug. 20*	3-42	L	Houston Oilers	Jeppesen Stadium	19,500
Sat., Aug. 27*	0-48	L	Dallas Texans	Little Rock, Ark.	5,500
Sat., Sept. 3*	30-36	L	Los Angeles Chargers	Los Angeles Coliseum	21,516
	53-192				57,422

REGULAR SEASON (4-9-1 overall / 4th AFL West / 2-4-1 home / 2-5 away)

Day/Date	Score	W/L	Opponent	Location	Attend.	Temp.	Den. QB	Opp. QB
Fri., Sept. 9*	13-10	W	Boston Patriots	Boston Univ. Field	21,597	78*	Tripucka	Songin
Sun., Sept. 18	27-21	W	Buffalo Bills	War Memorial Stadium	15,229	62*	Tripucka	O'Connell
Fri., Sept. 23*	24-28	L	New York Titans	Polo Grounds	20,462	70*	Tripucka	Dorow
Sun., Oct. 2	31-14	W	Oakland Raiders	Bears Stadium	18,372	71*	Tripucka	Flores
Sun., Oct. 16	19-23	L	Los Angeles Chargers	Bears Stadium	19,141	57*	Tripucka	Kemp
Sun., Oct. 23	31-24	W	Boston Patriots	Bears Stadium	12,683	69*	Tripucka	Songin
Sun., Oct. 30	14-17	L	Dallas Texans	Bears Stadium	13,002	45*	Tripucka	Davidson
Sun., Nov. 6	25-45	L	Houston Oilers	Bears Stadium	14,489	53*	Tripucka	Blanda
Sun., Nov. 13	7-34	L	Dallas Texans	Cotton Bowl	21,000	68*	Tripucka	Davidson
Sun., Nov. 20	10-20	L	Houston Oilers	Jeppesen Stadium	20,778	68*	Tripucka	Lee
Sun., Nov. 27	38-38	T	Buffalo Bills	Bears Stadium	7,785	37*	Tripucka	O'Connell
Sun., Dec. 4	27-30	L	New York Titans	Bears Stadium	5,861	33*	Tripucka	Dorow
Sat., Dec. 10	33-41	L	Los Angeles Chargers	Los Angeles Coliseum	9,928	62*	Tripucka	Kemp
Sat., Dec. 17	10-48	L	Oakland Raiders	Candlestick Park	7,000	50*	Tripucka	Flores
(Bye Oct. 9)	309-393				207,327			

1961

HEAD COACH: Frank Filchok

PRESEASON (1-4)

Day/Date	Score	W/L	Opponent	Location	Attend.
Sat., Aug. 12*	13-31	L	Dallas Texans	Midland, Texas	10,000
Sat., Aug. 19*	48-21	W	Oakland Raiders	Spokane, Washington	6,500
Fri., Aug. 25*	27-29	L	Dallas Texans	Fort Worth, Texas	21,710
Fri., Sept. 1*	10-42	L	Houston Oilers	Mobile, Alabama	10,087
Mon., Sept. 4	12-49	L	Oakland Raiders	Candlestick Park	6,300
	110-172				54,597

REGULAR SEASON (3-11 overall / 3rd AFL West / 2-5 home / 1-6 away)

Day/Date	Score	W/L	Opponent	Location	Attend.	Temp.	Den. QB	Opp. QB
Sun., Sept. 10	22-10	W	Buffalo Bills	War Memorial Stadium	16,636	85*	Tripucka	O'Connell
Sat., Sept. 16*	17-45	L	Boston Patriots	Boston Univ. Field	14,479	65*	Tripucka	Parilli
Sun., Sept. 24	28-35	L	New York Titans	Polo Grounds	14,381	80*	Tripucka	Dorow
Sun., Oct. 1	19-33	L	Oakland Raiders	Candlestick Park	8,361	73*	Herring	Flores
Sun., Oct. 8	12-19	L	Dallas Texans	Bears Stadium	14,500	44*	Tripucka	Davidson
Sun., Oct. 15	27-24	W	Oakland Raiders	Bears Stadium	11,129	75*	Tripucka	Flores
Sun., Oct. 22	27-10	W	New York Titans	Bears Stadium	12,508	57*	Tripucka	Dorow
Sun., Oct. 29	0-37	L	San Diego Chargers	Balboa Stadium	32,584	66*	Tripucka	Kemp
Sun., Nov. 5	14-55	L	Houston Oilers	Bears Stadium	11,564	35*	Tripucka	Blanda
Sun., Nov. 12	16-19	L	San Diego Chargers	Bears Stadium	7,859	30*	Tripucka	Kemp
Sun., Nov. 19	10-23	L	Buffalo Bills	Bears Stadium	7,645	29*	Tripucka	Green
Sun., Nov. 26	14-45	L	Houston Oilers	Jeppesen Stadium	27,874	80*	Herring	Blanda
Sun., Dec. 3	24-28	L	Boston Patriots	Bears Stadium	9,303	55*	Herring	Songin
Sun., Dec. 10	21-49	L	Dallas Texans	Cotton Bowl	8,000	50*	Herring	Davidson
(Bye Dec. 17)	251-432				196,823			

1962

HEAD COACH: Jack Faulkner

PRESEASON (2-2)

Day/Date	Score	W/L	Opponent	Location	Attend.
Fri., Aug. 10*	17-33	L	Houston Oilers	Atlanta, Ga.	11,500
Sat., Aug. 18*	24-31	L	San Diego Chargers	Balboa Stadium	19,168
Fri., Aug. 24*	27-24	W	Dallas Texans	Fort Worth, Texas	18,000
Fri., Aug. 31*	41-12	W	Oakland Raiders	Stockton, Calif.	5,000
	109-100				53,668

REGULAR SEASON (7-7 overall / 2nd AFL West / 3-4 home / 4-3 away)

Day/Date	Score	W/L	Opponent	Location	Attend.	Temp.	Den. QB	Opp. QB
Fri., Sept. 7*	30-21	W	San Diego Chargers	Univ. of Denver Stadium	28,000	70*	Tripucka	Kemp
Sat., Sept. 15*	23-20	W	Buffalo Bills	War Memorial Stadium	30,577	60*	Tripucka	Dorow
Fri., Sept. 21*	16-41	L	Boston Patriots	Boston Univ. Field	21,038	50*	Tripucka	Parilli
Sun., Sept. 30	32-10	W	New York Titans	Polo Grounds	17,213	66*	Tripucka	Grosscup
Fri., Oct. 5*	44-7	W	Oakland Raiders	Bears Stadium	22,452	56*	Shaw	Davidson
Sun., Oct. 14	23-6	W	Oakland Raiders	Frank Youell Field	7,000	60*	Tripucka	Davidson
Sun., Oct. 21	20-10	W	Houston Oilers	Bears Stadium	34,496	72*	Tripucka	Blanda
Sun., Oct. 28	38-45	L	Buffalo Bills	Bears Stadium	26,051	59*	Tripucka	Rabb
Sun., Nov. 4	23-20	W	San Diego Chargers	Balboa Stadium	20,827	63*	Tripucka	Hadl
Sun., Nov. 11	29-33	L	Boston Patriots	Bears Stadium	28,187	57*	Tripucka	Parilli
Sun., Nov. 18	3-24	L	Dallas Texans	Bears Stadium	23,523	26*	Tripucka	Dawson
Thu., Nov. 22	45-46	L	New York Titans	Bears Stadium	15,776	43*	Tripucka	Green
Sun., Dec. 2	17-34	L	Houston Oilers	Jeppesen Stadium	30,650	70*	Tripucka	Blanda
Sun., Dec. 9	10-17	L	Dallas Texans	Cotton Bowl	19,137	51*	Tripucka	Dawson
(Bye Dec. 16)	353-334				324,927			

1963

HEAD COACH: Jack Faulkner

PRESEASON (2-3)

Day/Date	Score	W/L	Opponent	Location	Attend.	Temp.	Den. QB	Opp. QB
Sat., Aug. 3*	27-10	W	Houston Oilers	Univ. of Denver Stadium	11,445	62°	Slaughter	Blanda
Sun., Aug. 11	19-35	L	Oakland Raiders	Frank Youell Field	9,655	68°	Wood	Davidson
Sat., Aug. 17*	31-25	W	San Diego Chargers	Univ. of Denver Stadium	11,135	65°	Tripucka	Hadi
Fri., Aug. 23*	16-30	L	Kansas City Chiefs	Municipal Stadium	6,865	92°	Shaw	Dawson
Sat., Aug. 31*	14-21	L	Buffalo Bills	Winston-Salem, N.C.	7,000	78°	Tripucka	Kemp
	107-121				46,100			

REGULAR SEASON (2-11-1 overall / 4th AFL West / 2-5 home / 0-6-1 away)

Day/Date	Score	W/L	Opponent	Location	Attend.	Temp.	Den. QB	Opp. QB
Sat., Sept. 7*	7-59	L	Kansas City Chiefs	Univ. of Denver Stadium	21,115	70°	Tripucka	Dawson
Sat., Sept. 14*	14-20	L	Houston Oilers	Jeppesen Stadium	23,147	78°	Tripucka	Blanda
Sun., Sept. 29	14-10	W	Boston Patriots	Bears Stadium	18,636	76°	Slaughter	Parilli
Sun., Oct. 6	50-34	W	San Diego Chargers	Bears Stadium	18,428	80°	McCormick	Rote
Sun., Oct. 13	24-33	L	Houston Oilers	Bears Stadium	24,087	77°	McCormick	Blanda
Fri., Oct. 18*	21-40	L	Boston Patriots	Fenway Park	25,418	64°	Slaughter	Parilli
Sat., Oct. 26*	35-35	T	New York Jets	Polo Grounds	20,377	69°	Slaughter	Wood
Sun., Nov. 3	28-30	L	Buffalo Bills	Bears Stadium	19,424	51°	Slaughter	Kemp
Sat., Nov. 9*	17-27	L	Buffalo Bills	War Memorial Stadium	30,989	46°	Breaux	Kemp
Sun., Nov. 17	9-14	L	New York Jets	Bears Stadium	14,247	36°	Slaughter	Wood
Thu., Nov. 28	10-26	L	Oakland Raiders	Bears Stadium	14,763	40°	McCormick	Flores
Sun., Dec. 8	21-52	L	Kansas City Chiefs	Municipal Stadium	17,443	36°	Slaughter	Dawson
Sun., Dec. 15	31-35	L	Oakland Raiders	Frank Youell Field	15,223	44°	Slaughter	Flores
Sun., Dec. 22	20-58	L	San Diego Chargers	Balboa Stadium	31,312	69°	Breaux	Rote
<i>(Bye Sept. 22)</i>	301-473				298,213			

1964

HEAD COACH: Jack Faulkner (4 games) & Mac Speedie (10 games)

PRESEASON (2-3)

Day/Date	Score	W/L	Opponent	Location	Attend.	Temp.	Den. QB	Opp. QB
Sat., Aug. 8*	20-34	L	San Diego Chargers	Balboa Stadium	26,293	72°	Slaughter	Rote
Fri., Aug. 14*	7-20	L	Oakland Raiders	Bears Stadium	13,545	78°	McCormick	Davidson
Thu., Aug. 20*	32-20	W	Houston Oilers	Jeppesen Stadium	32,127	80°	Lee	Blanda
Fri., Aug. 28*	10-14	L	Kansas City Chiefs	Farrington Field, Fort Worth, Texas	19,500	88°	Lee	Wilson
Sat., Sept. 5*	27-17	W	Boston Patriots	Univ. of Denver Stadium	20,568	78°	Lee	Parilli
	96-105				112,033			

REGULAR SEASON (2-11-1 overall / 4th AFL West / 2-4-1 home / 0-7 away)

Day/Date	Score	W/L	Opponent	Location	Attend.	Temp.	Den. QB	Opp. QB
Sat., Sept. 12*	6-30	L	New York Jets	Shea Stadium	45,665	64°	Lee	Wood
Sun., Sept. 20	13-30	L	Buffalo Bills	War Memorial Stadium	28,501	65°	Lee	Kemp
Sun., Sept. 27	17-38	L	Houston Oilers	Bears Stadium	22,651	63°	Lee	Blanda
Sun., Oct. 4	10-39	L	Boston Patriots	Bears Stadium	15,485	59°	Lee	Parilli
<i>— Jack Faulkner out, Mac Speedie in as head coach —</i>								
Sun., Oct. 11	33-27	W	Kansas City Chiefs	Bears Stadium	16,285	54°	Lee	Dawson
Sun., Oct. 18	14-42	L	San Diego Chargers	Balboa Stadium	23,332	73°	Lee	Hadi
Sun., Oct. 25	7-40	L	Oakland Raiders	Frank Youell Field	17,858	54°	Lee	Davidson
Sun., Nov. 1	39-49	L	Kansas City Chiefs	Municipal Stadium	15,053	73°	Slaughter	Dawson
Sun., Nov. 8	20-31	L	San Diego Chargers	Bears Stadium	19,670	73°	Lee	Hadi
Sun., Nov. 15	20-16	W	New York Jets	Bears Stadium	11,309	25°	Lee	Wood
Fri., Nov. 20*	7-12	L	Boston Patriots	Fenway Park	24,979	52°	Lee	Parilli
Sun., Nov. 29	20-20	T	Oakland Raiders	Bears Stadium	15,958	35°	Slaughter	Flores
Sun., Dec. 13	19-30	L	Buffalo Bills	Bears Stadium	14,431	38°	Slaughter	Lamonica
Sun., Dec. 20	15-34	L	Houston Oilers	Jeppesen Stadium	15,839	52°	Slaughter	Blanda
<i>(Bye Dec. 6)</i>	240-438				285,003			

1965

HEAD COACH: Mac Speedie

PRESEASON (1-4)

Day/Date	Score	W/L	Opponent	Location	Attend.	Temp.	Den. QB	Opp. QB
Sat., Aug. 7*	24-30	L	Kansas City Chiefs	Univ. of Denver Stadium	17,707	77°	Slaughter	Dawson
Sat., Aug. 14*	27-17	W	Oakland Raiders	Univ. of Utah Stadium, S.L.C., Utah	18,000	68°	McCormick	Flores
Sat., Aug. 21*	6-21	L	San Diego Chargers	Univ. of Denver Stadium	18,913	62°	Lee	Breaux
Sat., Aug. 28*	3-25	L	Houston Oilers	Alamo Stadium, San Antonio, Texas	12,666	88°	Slaughter	Trull
Sat., Sept. 4*	20-30	L	Oakland Raiders	Hughes Stadium, Sacramento, Calif.	14,550	70°	McCormick	Flores
	80-123				81,836			

REGULAR SEASON (4-10 overall / 4th AFL West / 2-5 home / 2-5 away)

Day/Date	Score	W/L	Opponent	Location	Attend.	Temp.	Den. QB	Opp. QB
Sat., Sept. 11*	31-34	L	San Diego Chargers	Balboa Stadium	27,022	65°	Slaughter	Hadi
Sun., Sept. 19	15-30	L	Buffalo Bills	Bears Stadium	30,682	46°	Slaughter	Kemp
Fri., Sept. 24*	27-10	W	Boston Patriots	Fenway Park	26,782	69°	Slaughter	Parilli
Sun., Oct. 3	16-13	W	New York Jets	Bears Stadium	34,988	83°	McCormick	Namath
Sun., Oct. 10	23-31	L	Kansas City Chiefs	Bears Stadium	31,001	79°	Slaughter	Beathard
Sun., Oct. 17	28-17	W	Houston Oilers	Bears Stadium	32,492	56°	McCormick	Blanda
Sun., Oct. 24	13-31	L	Buffalo Bills	War Memorial Stadium	45,046	40°	McCormick	Kemp
Sun., Oct. 31	10-45	L	New York Jets	Shea Stadium	53,717	72°	Slaughter	Taliaferro
Sun., Nov. 7	21-35	L	San Diego Chargers	Bears Stadium	33,073	63°	Slaughter	Hadi
Sun., Nov. 14	31-21	W	Houston Oilers	Rice Stadium	28,126	76°	McCormick	Blanda
Sun., Nov. 21	20-28	L	Oakland Raiders	Bears Stadium	30,369	52°	McCormick	Flores
Sun., Dec. 5	13-24	L	Oakland Raiders	Frank Youell Field	19,023	51°	Slaughter	Flores
Sun., Dec. 12	20-28	L	Boston Patriots	Bears Stadium	27,207	48°	Lee	Parilli
Sun., Dec. 19	35-45	L	Kansas City Chiefs	Municipal Stadium	14,421	44°	McCormick	Dawson
<i>(Bye Nov. 28)</i>	303-392				435,778			

1966

HEAD COACH: Mac Speedie (2 games) & Ray Malavasi (12 games)

PRESEASON (1-3)

Day/Date	Score	W/L	Opponent	Location	Attend.	Temp.	Den. QB	Opp. QB
Sat., Aug. 6*	30-32	L	Kansas City Chiefs	Univ. of Denver Stadium	17,771	80°	Slaughter	Dawson
Fri., Aug. 12*	3-25	L	Buffalo Bills	War Memorial Stadium	30,476	63°	Slaughter	Lamonica
Wed., Aug. 24*	28-16	W	Miami Dolphins	Memphis, Tenn.	18,442	68°	McCormick	Wilson, E.
Sun., Aug. 28	21-52	L	Oakland Raiders	Bears Stadium	14,074	84°	McCormick	Davidson
	82-126				80,763			

REGULAR SEASON (4-10 overall / 4th AFL West / 3-4 home / 1-6 away)

Day/Date	Score	W/L	Opponent	Location	Attend.	Temp.	Den. QB	Opp. QB
Sat., Sept. 3*	7-45	L	Houston Oilers	Rice Stadium	30,156	85°	Slaughter	Blanda
Sun., Sept. 18	10-24	L	Boston Patriots	Bears Stadium	25,337	70°	McCormick	Parilli
<i>— Mac Speedie out, Ray Malavasi in as head coach —</i>								
Sun., Sept. 25	7-16	L	New York Jets	Bears Stadium	29,878	77°	McCormick	Namath
Sun., Oct. 2	40-38	W	Houston Oilers	Bears Stadium	27,203	77°	McCormick	Blanda
Sat., Oct. 8*	10-37	L	Kansas City Chiefs	Municipal Stadium	33,929	71°	McCormick	Dawson
Sun., Oct. 16	7-24	L	Miami Dolphins	Orange Bowl	23,393	82°	McCormick	Wilson
Sun., Oct. 23	10-56	L	Kansas City Chiefs	Bears Stadium	26,196	58°	Choboian	Dawson
Sun., Oct. 30	17-24	L	San Diego Chargers	Balboa Stadium	25,819	71°	Choboian	Hadl
Sun., Nov. 6	17-10	W	Boston Patriots	Fenway Park	18,154	42°	Choboian	Parilli
Sun., Nov. 20	3-17	L	Oakland Raiders	Bears Stadium	26,703	65°	Choboian	Flores
Sun., Nov. 27	20-17	W	San Diego Chargers	Bears Stadium	24,860	45°	Choboian	Tensi
Sun., Dec. 4	17-7	W	Miami Dolphins	Bears Stadium	32,592	49°	Choboian	Wood
Sun., Dec. 11	10-28	L	Oakland Raiders	Oakland-Alameda County Coliseum	31,765	55°	Choboian	Flores
Sun., Dec. 18	21-38	L	Buffalo Bills	War Memorial Stadium	40,538	39°	Glacken	Kemp
(Bye Sept. 11 & Nov. 13)	196-381				395,997			

1967

HEAD COACH: Lou Saban

PRESEASON (3-1)

Day/Date	Score	W/L	Opponent	Location	Attend.	Temp.	Den. QB	Opp. QB
Sat., July 29*	2-19	L	Miami Dolphins	Rubber Bowl, Akron, Ohio	7,000	73°	Kent	Norton
Sat., Aug. 5*	13-7	W	Detroit Lions (NFL)	Univ. of Denver Stadium	21,228	75°	Glacken	Sweetan
Fri., Aug. 18*	14-3	W	Minnesota Vikings (NFL)	Univ. of Denver Stadium	31,850	64°	Choboian	VanderKellen
Sun., Aug. 27	21-17	W	Oakland Raiders	North Platte, Neb.	6,500	88°	Tensi	Lamonica
	50-46				66,578			

REGULAR SEASON (3-11 overall / 4th AFL West / 1-6 home / 2-5 away)

Day/Date	Score	W/L	Opponent	Location	Attend.	Temp.	Den. QB	Opp. QB
Sun., Sept. 3	26-21	W	Boston Patriots	Bears Stadium	35,488	82°	Tensi	Parilli
Sun., Sept. 10	0-51	L	Oakland Raiders	Oakland-Alameda County Coliseum	25,423	73°	Tensi	Lamonica
Sun., Sept. 17	21-35	L	Miami Dolphins	Orange Bowl	29,381	86°	Tensi	Stofa
Sun., Sept. 24	24-38	L	New York Jets	Bears Stadium	35,365	84°	Tensi	Namath
Sun., Oct. 1	6-10	L	Houston Oilers	Rice Stadium	21,798	80°	Tensi	Davis
Sun., Oct. 8	16-17	L	Buffalo Bills	Bears Stadium	35,188	68°	Leclair	Kemp
Sun., Oct. 22	21-38	L	San Diego Chargers	Bears Stadium	34,464	72°	Tensi	Hadl
Sun., Oct. 29	9-52	L	Kansas City Chiefs	Municipal Stadium	44,002	64°	Tensi	Dawson
Sun., Nov. 5	17-21	L	Oakland Raiders	Bears Stadium	29,043	39°	Tensi	Lamonica
Sun., Nov. 12	18-20	L	Houston Oilers	Bears Stadium	30,392	61°	Leclair	Beathard
Sun., Nov. 19	21-20	W	Buffalo Bills	War Memorial Stadium	30,891	33°	Tensi	Kemp
Thu., Nov. 23*	20-24	L	San Diego Chargers	San Diego Stadium	34,586	70°	Tensi	Hadl
Sun., Dec. 3	33-24	W	New York Jets	Shea Stadium	61,615	51°	Tensi	Namath
Sun., Dec. 17	24-38	L	Kansas City Chiefs	Bears Stadium	31,660	41°	Tensi	Dawson
(Bye Oct. 15 & Dec. 10)	256-409				479,497			

1968

HEAD COACH: Lou Saban

PRESEASON (1-4)

Day/Date	Score	W/L	Opponent	Location	Attend.	Temp.	Den. QB	Opp. QB
Sat., Aug. 10*	15-13	W	Cincinnati Bengals	Univ. of Denver Stadium	13,841	55°	Tensi	Stofa
Sat., Aug. 17*	16-39	L	Minnesota Vikings (NFL)	Univ. of Denver Stadium	20,901	77°	Tensi	Cuozzo
Fri., Aug. 23*	6-22	L	San Francisco 49ers (NFL)	Univ. of Denver Stadium	22,254	72°	Tensi	Brodie
Fri., Aug. 30*	3-6	L	San Diego Chargers	Alamo Stadium, San Antonio, Texas	10,328	82°	Leclair	Hadl
Sat., Sept. 7*	7-23	L	Oakland Raiders	Portland, Ore.	18,031	74°	McCormick	Lamonica
	47-103				85,355			

REGULAR SEASON (5-9 overall / 4th AFL West / 3-4 home / 2-5 away)

Day/Date	Score	W/L	Opponent	Location	Attend.	Temp.	Den. QB	Opp. QB
Sun., Sept. 15	10-24	L	Cincinnati Bengals	Nippert Stadium	25,049	83°	McCormick	Stofa
Sun., Sept. 22	2-34	L	Kansas City Chiefs	Municipal Stadium	45,821	80°	Leclair	Dawson
Sun., Sept. 29	17-20	L	Boston Patriots	Bears Stadium	37,024	60°	Leclair	Taliaferro
Sun., Oct. 6	10-7	W	Cincinnati Bengals	Bears Stadium	41,257	72°	Briscoe	Stofa
Sun., Oct. 13	21-13	W	New York Jets	Shea Stadium	62,052	70°	Tensi	Namath
Sun., Oct. 20	24-55	L	San Diego Chargers	San Diego Stadium	42,953	73°	Tensi	Hadl
Sun., Oct. 27	21-14	W	Miami Dolphins	Bears Stadium	44,115	56°	Tensi	Griese
Sun., Nov. 3	35-14	W	Boston Patriots	Fenway Park	18,304	58°	Tensi	Taliaferro
Sun., Nov. 10	7-43	L	Oakland Raiders	Bears Stadium	50,002	38°	Tensi	Blanda
Sun., Nov. 17	17-38	L	Houston Oilers	Astrodome	36,075	Ind.	Tensi	Beathard
Sun., Nov. 24	34-32	W	Buffalo Bills	Bears Stadium	35,201	50°	Briscoe	Rutkowski
Sun., Dec. 1	23-47	L	San Diego Chargers	Bears Stadium	35,212	40°	Briscoe	Hadl
Sun., Dec. 8	27-33	L	Oakland Raiders	Oakland-Alameda County Coliseum	47,754	54°	Briscoe	Lamonica
Sat., Dec. 14	7-30	L	Kansas City Chiefs	Bears Stadium	38,463	51°	Briscoe	Dawson
(Bye Sept. 8)	255-404				559,382			

1969

HEAD COACH: Lou Saban

PRESEASON (1-4)

Day/Date	Score	W/L	Opponent	Location	Attend.	Temp.	Den. QB	Opp. QB
Sat., Aug. 9*	6-26	L	Minnesota Vikings (NFL)	Metropolitan Stadium	45,916	81°	Tensi	Kapp
Sat., Aug. 16*	22-28	L	New Orleans Saints (NFL)	Mile High Stadium	28,356	76°	Liske	Kilmer
Sat., Aug. 23*	19-15	W	San Francisco 49ers (NFL)	Mile High Stadium	33,161	75°	Tensi	Brodie
Sat., Aug. 31	10-26	L	Boston Patriots	Jacksonville, Fla.	18,375	87°	Tensi	Taliaferro
Sat., Sept. 6*	11-13	L	Cincinnati Bengals	Nippert Stadium	24,020	80°	Tensi	Cook
					68-108	149,828		

REGULAR SEASON (5-8-1 overall / 4th AFL West / 4-2-1 home / 1-6 away)

Day/Date	Score	W/L	Opponent	Location	Attend.	Temp.	Den. QB	Opp. QB
Sun., Sept. 14	35-7	W	Boston Patriots	Mile High Stadium	43,482	79°	Tensi	Taliaferro
Sun., Sept. 21	21-19	W	New York Jets	Mile High Stadium	50,583	76°	Tensi	Namath
Sun., Sept. 28	28-41	L	Buffalo Bills	War Memorial Stadium	40,302	57°	Liske	Kemp
Sun., Oct. 5	13-26	L	Kansas City Chiefs	Mile High Stadium	50,564	40°	Tensi	Livingston
Sun., Oct. 12	14-24	L	Oakland Raiders	Mile High Stadium	49,511	22°	Tensi	Lamonica
Sun., Oct. 19	30-23	W	Cincinnati Bengals	Nippert Stadium	27,920	70°	Tensi	Wyche
Sun., Oct. 26	21-24	L	Houston Oilers	Astrodome	45,348	Ind.	Tensi	Beathard
Sun., Nov. 2	13-0	W	San Diego Chargers	Mile High Stadium	45,511	32°	Tensi	Hadl
Sun., Nov. 9	10-41	L	Oakland Raiders	Oakland-Alameda County Coliseum	54,416	69°	Tensi	Lamonica
Sun., Nov. 16	20-20	T	Houston Oilers	Mile High Stadium	45,002	57°	Tensi	Trull
Sun., Nov. 23	24-45	L	San Diego Chargers	San Diego Stadium	34,664	75°	Tensi	Domres
Thu., Nov. 27	17-31	L	Kansas City Chiefs	Municipal Stadium	48,773	37°	Tensi	Dawson
Sun., Dec. 7	24-27	L	Miami Dolphins	Orange Bowl	25,332	75°	Tensi	Norton
Sun., Dec. 14	27-16	W	Cincinnati Bengals	Mile High Stadium	42,198	64°	Liske	Cook
					297-344	603,606		

1970

HEAD COACH: Lou Saban

PRESEASON (3-2)

Day/Date	Score	W/L	Opponent	Location	Attend.	Temp.	Den. QB	Opp. QB
Sat., Aug. 15*	26-16	W	St. Louis Cardinals	Mile High Stadium	36,327	68°	Liske	Hart
Sat., Aug. 22*	7-24	L	Baltimore Colts	Mile High Stadium	42,499	76°	Liske	Unitas
Sat., Aug. 29*	7-23	L	San Francisco 49ers	Autzen Stadium, Eugene, Ore.	26,238	70°	Liske	Brodie
Sat., Sept. 5*	30-17	W	Chicago Bears	Mile High Stadium	42,373	71°	Liske	Douglas
Fri., Sept. 11*	16-14	W	Boston Patriots	Ute Stadium, Salt Lake City, Utah	17,832	79°	Liske	Taliaferro
					86-94	165,269		

REGULAR SEASON (5-8-1 overall / 4th AFC West (1-4-1 Div.) / 3-3-1 home / 2-5 away)

Day/Date	Score	W/L	Opponent	Location	Attend.	Temp.	Den. QB	Opp. QB
Sun., Sept. 20	29-10	W	Buffalo Bills	War Memorial Stadium	34,882	75°	Liske	Darragh
Sun., Sept. 27	16-13	W	Pittsburgh Steelers	Mile High Stadium	50,705	64°	Liske	Bradshaw
Sun., Oct. 4	26-13	W	Kansas City Chiefs	Mile High Stadium	50,705	79°	Liske	Dawson
Sun., Oct. 11	23-35	L	Oakland Raiders	Oakland-Alameda County Coliseum	54,436	62°	Liske	Lamonica
Sun., Oct. 18	24-10	W	Atlanta Falcons	Mile High Stadium	50,705	61°	Liske	Berry
Sun., Oct. 25	14-19	L	San Francisco 49ers	Kezar Stadium	39,515	58°	Liske	Brodie
Sun., Nov. 1	3-19	L	Washington Redskins	Mile High Stadium	50,705	40°	Liske	Jurgensen
Sun., Nov. 8	21-24	L	San Diego Chargers	San Diego Stadium	48,327	70°	Tensi	Hadl
Sun., Nov. 15	19-24	L	Oakland Raiders	Mile High Stadium	50,959	50°	Tensi	Lamonica
Sun., Nov. 22	31-6	W	New Orleans Saints	Tulane Stadium	66,837	72°	Liske	Kilmer
Sun., Nov. 29	21-31	L	Houston Oilers	Astrodome	55,733	Ind.	Liske	Johnson, C.
Sun., Dec. 6	0-16	L	Kansas City Chiefs	Municipal Stadium	50,454	38°	Pastrana	Dawson
Sun., Dec. 13	17-17	T	San Diego Chargers	Mile High Stadium	50,959	48°	Pastrana	Hadl
Sun., Dec. 20	13-27	L	Cleveland Browns	Mile High Stadium	51,001	40°	Pastrana	Nelsen
					253-264	685,923		

1971

HEAD COACH: Lou Saban (9 games) & Jerry Smith (5 games)

PRESEASON (1-4)

Day/Date	Score	W/L	Opponent	Location	Attend.	Temp.	Den. QB	Opp. QB
Sat., Aug. 14*	13-17	L	Washington Redskins	Mile High Stadium	42,561	69°	Horn	Jurgensen
Sat., Aug. 21*	10-27	L	Atlanta Falcons	Memorial Stadium, Memphis, Tenn.	22,474	85°	Horn	Berry
Sat., Aug. 28*	17-33	L	San Francisco 49ers	Joe Albi Stadium, Spokane, Wash.	33,184	80°	Horn	Spurrier
Sat., Sept. 4*	14-7	W	Minnesota Vikings	Mile High Stadium	43,000	63°	Horn	Snead
Sun., Sept. 12*	17-33	L	Chicago Bears	Soldier Field	47,215	64°	Horn	Concannon
					71-117	188,434		

REGULAR SEASON (4-9-1 overall / 4th AFC West (1-5 Div.) / 2-4-1 home / 2-5 away)

Day/Date	Score	W/L	Opponent	Location	Attend.	Temp.	Den. QB	Opp. QB
Sun., Sept. 19	10-10	T	Miami Dolphins	Mile High Stadium	51,228	49°	Horn	Griese
Sun., Sept. 26	13-34	L	Green Bay Packers	Milwaukee County Stadium	47,957	59°	Horn	Hunter
Sun., Oct. 3	3-16	L	Kansas City Chiefs	Mile High Stadium	51,200	64°	Horn	Dawson
Sun., Oct. 10	16-27	L	Oakland Raiders	Mile High Stadium	51,200	82°	Horn	Lamonica
Sun., Oct. 17	20-16	W	San Diego Chargers	Mile High Stadium	51,200	62°	Horn	Hadl
Sun., Oct. 24	27-0	W	Cleveland Browns	Cleveland Stadium	75,674	60°	Horn	Nelsen
Sun., Oct. 31	16-17	L	Philadelphia Eagles	Veterans Stadium	65,358	63°	Horn	Arrington
Sun., Nov. 7	20-24	L	Detroit Lions	Mile High Stadium	51,200	58°	Horn	Landry
Sun., Nov. 14	10-24	L	Cincinnati Bengals	Mile High Stadium	51,200	56°	Horn	Carter
— Lou Saban out, Jerry Smith in as head coach —								
Sun., Nov. 21	10-28	L	Kansas City Chiefs	Municipal Stadium	49,945	41°	Ramsey	Dawson
Sun., Nov. 28	22-10	W	Pittsburgh Steelers	Three Rivers Stadium	39,710	42°	Ramsey	Bradshaw
Sun., Dec. 5	6-3	W	Chicago Bears	Mile High Stadium	51,200	50°	Ramsey	Douglas
Sun., Dec. 12	17-45	L	San Diego Chargers	San Diego Stadium	44,347	63°	Ramsey	Hadl
Sun., Dec. 19	13-21	L	Oakland Raiders	Oakland-Alameda County Coliseum	54,651	48°	Ramsey	Lamonica
					203-275	736,042		

1972

HEAD COACH: John Ralston

PRESEASON (2-3)

Day/Date	Score	W/L	Opponent	Location	Attend.	Temp.	Den. QB	Opp. QB
Fri., Aug. 11*	0-41	L	Washington Redskins	RFK Stadium	46,043	75°	Horn	Kilmer
Sat., Aug. 19*	13-17	L	St. Louis Cardinals	Busch Stadium	34,506	87°	Ramsey	Cuzzo
Sun., Aug. 27	27-24	W	San Francisco 49ers	Candlestick Park	58,115	69°	Ramsey	Brodie
Sat., Sept. 2*	49-24	W	New England Patriots	Millie High Stadium	37,128	64°	Johnson	Plunkett
Sun., Sept. 10	13-20	L	Baltimore Colts	Millie High Stadium	49,605	80°	Johnson	Unitas
	102-126				225,397			

REGULAR SEASON (5-9 overall / 3rd AFC West (2-4 Div.) / 3-4 home / 2-5 away)

Day/Date	Score	W/L	Opponent	Location	Attend.	Temp.	Den. QB	Opp. QB
Sun., Sept. 17	30-17	W	Houston Oilers	Millie High Stadium	51,656	84°	Ramsey	Pastorini
Sun., Sept. 24	14-37	L	San Diego Chargers	San Diego Stadium	49,048	70°	Ramsey	Hadl
Sun., Oct. 1	24-45	L	Kansas City Chiefs	Millie High Stadium	51,656	80°	Ramsey	Dawson
Sun., Oct. 8	10-21	L	Cincinnati Bengals	Riverfront Stadium	55,812	67°	Ramsey	Anderson
Sun., Oct. 15	20-23	L	Minnesota Vikings	Millie High Stadium	51,656	79°	Ramsey	Taranton
Sun., Oct. 22	30-23	W	Oakland Raiders	Oakland-Alameda County Coliseum	53,551	59°	Johnson	Lamonica
Sun., Oct. 29	20-27	L	Cleveland Browns	Millie High Stadium	51,656	37°	Johnson	Phipps
Sun., Nov. 5	17-29	L	New York Giants	Yankee Stadium	62,689	44°	Johnson	Snead
Sun., Nov. 12	16-10	W	Los Angeles Rams	L.A. Coliseum	65,398	68°	Johnson	Gabriel
Sun., Nov. 19	20-37	L	Oakland Raiders	Millie High Stadium	51,656	43°	Johnson	Lamonica
Sun., Nov. 26	20-23	L	Atlanta Falcons	Atlanta Stadium	58,850	43°	Johnson	Berry
Sun., Dec. 3	21-24	L	Kansas City Chiefs	Arrowhead Stadium	66,725	20°	Johnson	Dawson
Sun., Dec. 10	38-13	W	San Diego Chargers	Millie High Stadium	51,478	9°	Johnson	Hadl
Sun., Dec. 17	45-21	W	New England Patriots	Millie High Stadium	51,656	47°	Johnson	Plunkett
	325-350				773,487			

1973

HEAD COACH: John Ralston

PRESEASON (2-3)

Day/Date	Score	W/L	Opponent	Location	Attend.	Temp.	Den. QB	Opp. QB
Fri., Aug. 10*	10-14	L	Washington Redskins	RFK Stadium	38,923	87°	Johnson	Kilmer
Sat., Aug. 18*	38-17	W	St. Louis Cardinals	Millie High Stadium	39,088	82°	Ernst	Hart
Sun., Aug. 26	7-43	L	San Francisco 49ers	Candlestick Park	59,097	66°	Ramsey	Spurrier
Fri., Aug. 31*	16-17	W	Buffalo Bills	Millie High Stadium	42,336	71°	Johnson	Ferguson
Sun., Sept. 9	10-17	L	Baltimore Colts	Millie High Stadium	41,860	68°	Johnson	Domres
	81-105				221,315			

REGULAR SEASON (7-5-2 overall / 3rd AFC West (3-2-1 Div.) / 3-3-1 home / 4-2-1 away)

Day/Date	Score	W/L	Opponent	Location	Attend.	Temp.	Den. QB	Opp. QB
Sun., Sept. 16	28-10	W	Cincinnati Bengals	Millie High Stadium	49,059	45°	Johnson	Anderson
Sun., Sept. 23	34-36	L	San Francisco 49ers	Millie High Stadium	51,706	82°	Johnson	Brodie
Sun., Sept. 30	14-33	L	Chicago Bears	Millie High Stadium	51,159	74°	Johnson	Douglass
Sun., Oct. 7	14-16	L	Kansas City Chiefs	Arrowhead Stadium	71,414	72°	Johnson	Dawson
Sun., Oct. 14*	48-20	W	Houston Oilers	Astrodome	32,801	100°	Johnson	Pastorini
Mon., Oct. 22*	23-23	T	Oakland Raiders	Millie High Stadium	51,270	65°	Johnson	Stabler
Sun., Oct. 28	40-28	W	New York Jets	Shea Stadium	55,108	54°	Johnson	Demory
Sun., Nov. 4	17-17	T	St. Louis Cardinals	Busch Stadium	46,565	48°	Johnson	Hart
Sun., Nov. 11	30-19	W	San Diego Chargers	Millie High Stadium	51,034	73°	Johnson	Clark, W.
Sun., Nov. 18	23-13	W	Pittsburgh Steelers	Three Rivers Stadium	48,580	43°	Johnson	Hanratty
Sun., Nov. 25	14-10	W	Kansas City Chiefs	Millie High Stadium	51,331	45°	Johnson	Livingston
Sun., Dec. 2	10-22	L	Dallas Cowboys	Millie High Stadium	51,508	54°	Johnson	Staubach
Sun., Dec. 9	42-28	W	San Diego Chargers	San Diego Stadium	44,954	78°	Johnson	Fouts
Sun., Dec. 16	17-21	L	Oakland Raiders	Oakland-Alameda County Coliseum	51,910	49°	Johnson	Stabler
	354-296				708,399			

1974

HEAD COACH: John Ralston

PRESEASON (4-2)

Day/Date	Score	W/L	Opponent	Location	Attend.	Temp.	Den. QB	Opp. QB
Sat., Aug. 3*	19-41	L	New York Jets	Millie High Stadium	27,599	73°	Hufnagel	Jones, J.
Sat., Aug. 10*	27-21	W	Minnesota Vikings	Millie High Stadium	23,822	71°	Hufnagel	Kaye
Sun., Aug. 18	10-3	W	San Francisco 49ers	Candlestick Park	29,908	66°	Hufnagel	Owen
Sat., Aug. 24*	31-21	W	Green Bay Packers	Lambeau Field	56,257	61°	Johnson	Tagge
Sat., Aug. 31*	27-21	W	New England Patriots	Joe Albi Stadium, Spokane, Wash.	18,000	78°	Johnson	Plunkett
Sun., Sept. 8*	14-20	L	Atlanta Falcons	Millie High Stadium	43,253	78°	Johnson	Lee
	128-127				198,839			

REGULAR SEASON (7-6-1 overall / 2nd AFC West (3-3 Div.) / 3-3-1 home / 4-3 away)

Day/Date	Score	W/L	Opponent	Location	Attend.	Temp.	Den. QB	Opp. QB
Sun., Sept. 15	10-17	L	Los Angeles Rams	Millie High Stadium	56,981	65°	Johnson	Hadl
Sun., Sept. 22	35-35	T	Pittsburgh Steelers (OT)	Millie High Stadium	50,858	74°	Johnson	Gilliam
Mon., Sept. 30*	3-30	L	Washington Redskins	RFK Stadium	54,395	67°	Johnson	Kilmer
Sun., Oct. 6	17-14	W	Kansas City Chiefs	Arrowhead Stadium	67,298	52°	Johnson	Livingston
Sun., Oct. 13	33-17	W	New Orleans Saints	Millie High Stadium	50,751	66°	Ramsey	Manning, A.
Sun., Oct. 20	27-7	W	San Diego Chargers	Millie High Stadium	50,748	75°	Johnson	Fouts
Sun., Oct. 27	21-23	L	Cleveland Browns	Cleveland Stadium	60,478	61°	Johnson	Phipps
Sun., Nov. 3	17-28	L	Oakland Raiders	Millie High Stadium	45,766	33°	Johnson	Stabler
Sun., Nov. 10	17-6	W	Baltimore Colts	Memorial Stadium	32,244	58°	Johnson	Domres
Mon., Nov. 18*	34-42	L	Kansas City Chiefs	Millie High Stadium	50,236	50°	Johnson	Dawson
Sun., Nov. 24	20-17	W	Oakland Raiders	Oakland-Alameda County Coliseum	51,224	62°	Johnson	Stabler
Thu., Nov. 28	31-27	W	Detroit Lions	Tiger Stadium	51,157	34°	Johnson	Landry
Sun., Dec. 8	37-14	W	Houston Oilers	Millie High Stadium	46,942	36°	Johnson	Pastorini
Sun., Dec. 15	0-17	L	San Diego Chargers	San Diego Stadium	35,756	70°	Ramsey	Freitas
	302-294				704,834			

1975

HEAD COACH: John Ralston

PRESEASON (3-3)

Day/Date	Score	W/L	Opponent	Location	Attend.	Temp.	Den. QB	Opp. QB
Sat., Aug. 9*	20-23	L	Baltimore Colts	Mile High Stadium	35,269	86°	Hufnagel	Jones, B.
Sat., Aug. 16*	21-24	L	New Orleans Saints	Superdome	40,089	Ind.	Ramsey	Manning, A.
Sat., Aug. 23*	27-21	W	Houston Oilers	Mile High Stadium	33,813	83°	Hufnagel	Dickey
Sat., Aug. 30*	13-0	W	Chicago Bears	Soldier Field	30,128	68°	Ramsey	Douglass
Sun., Sept. 7	10-44	L	San Francisco 49ers	Candlestick Park	45,686	62°	Johnson	Snead
Sun., Sept. 14	21-17	W	St. Louis Cardinals	Mile High Stadium	45,631	73°	Johnson	Hart
112-129					230,616			

REGULAR SEASON (6-8 overall / 2nd AFC West (3-3 Div.) / 5-2 home / 1-6 away)

Day/Date	Score	W/L	Opponent	Location	Attend.	Temp.	Den. QB	Opp. QB
Sun., Sept. 21	37-33	W	Kansas City Chiefs	Mile High Stadium	51,858	58°	Johnson	Livingston
Mon., Sept. 29*	23-13	W	Green Bay Packers	Mile High Stadium	52,491	64°	Johnson	Hadi
Sun., Oct. 5	14-38	L	Buffalo Bills	Rich Stadium	79,798	70°	Johnson	Ferguson
Sun., Oct. 12	9-20	L	Pittsburgh Steelers	Three Rivers Stadium	49,164	56°	Johnson	Bradshaw
Sun., Oct. 19	16-15	W	Cleveland Browns	Mile High Stadium	52,540	77°	Johnson	Phipps
Sun., Oct. 26	13-26	L	Kansas City Chiefs	Arrowhead Stadium	70,043	55°	Johnson	Livingston
Sun., Nov. 2	17-42	L	Oakland Raiders	Mile High Stadium	52,330	62°	Ramsey	Stabler
Sun., Nov. 9	16-17	L	Cincinnati Bengals	Mile High Stadium	49,702	36°	Ramsey	Barkowski
Sun., Nov. 16	27-17	W	San Diego Chargers	San Diego Stadium	26,048	70°	Ramsey	Fouts
Sun., Nov. 23	21-35	L	Atlanta Falcons	Atlanta-Fulton County Stadium	28,686	39°	Ramsey	Ramsey
Sun., Nov. 30	13-10	W	San Diego Chargers (OT)	Mile High Stadium	44,982	33°	Ramsey	Freitas
Mon., Dec. 8*	10-17	L	Oakland Raiders	Oakland-Alameda County Coliseum	51,075	57°	Hufnagel	Stabler
Sun., Dec. 14	25-10	W	Philadelphia Eagles	Mile High Stadium	36,860	18°	Ramsey	Boryla
Sat., Dec. 20	13-14	L	Miami Dolphins	Orange Bowl	43,064	75°	Ramsey	Strock
254-307					688,641			

1976

HEAD COACH: John Ralston

PRESEASON (5-2)

Day/Date	Score	W/L	Opponent	Location	Attend.	Temp.	Den. QB	Opp. QB
Sat., July 24	10-7	W	Detroit Lions	Fawcett Stadium <i>(Canton, Ohio; Hall of Fame Game)</i>	17,639	78°	Ramsey	Reed
Sat., July 31*	14-15	L	Chicago Bears	Mile High Stadium	22,495	73°	Hufnagel	Avellini
Sun., Aug. 8	7-17	L	San Francisco 49ers	Candlestick Park	40,052	85°	Ramsey	Bull
Sat., Aug. 14*	13-9	W	Dallas Cowboys	Texas Stadium	54,567	97°	Ramsey	Staubach
Sat., Aug. 21*	52-7	W	Seattle Seahawks	Mile High Stadium	22,887	84°	Ramsey	Zorn
Sat., Aug. 28*	21-17	W	St. Louis Cardinals	Busch Stadium	39,808	85°	Ramsey	Hart
Sun., Sept. 5	30-17	W	Minnesota Vikings	Mile High Stadium	52,129	87°	Ramsey	Tarkenton
146-89					249,577			

REGULAR SEASON (9-5 overall / 2nd AFC West (5-2 Div.) / 6-1 home / 3-4 away)

Day/Date	Score	W/L	Opponent	Location	Attend.	Temp.	Den. QB	Opp. QB
Sun., Sept. 12	7-17	L	Cincinnati Bengals	Riverfront Stadium	53,464	73°	Ramsey	Anderson
Sun., Sept. 19	46-3	W	New York Jets	Mile High Stadium	62,519	58°	Ramsey	Namath
Sun., Sept. 26	44-13	W	Cleveland Browns	Mile High Stadium	62,758	58°	Ramsey	Sipe
Sun., Oct. 3	26-0	W	San Diego Chargers	Mile High Stadium	62,486	71°	Ramsey	Fouts
Sun., Oct. 10	3-17	L	Houston Oilers	Astrodome	47,928	Ind.	Ramsey	Pastorini
Sun., Oct. 17	10-17	L	Oakland Raiders	Mile High Stadium	63,241	69°	Ramsey	Stabler
Sun., Oct. 24	35-26	W	Kansas City Chiefs	Arrowhead Stadium	57,921	43°	Ramsey	Livingston
Sun., Oct. 31	6-19	L	Oakland Raiders	Oakland-Alameda County Coliseum	52,169	62°	Ramsey	Stabler
Sun., Nov. 7	48-13	W	Tampa Bay Buccaneers	Mile High Stadium	62,503	57°	Ramsey	Spurrier
Sun., Nov. 14	17-0	W	San Diego Chargers	San Diego Stadium	32,017	66°	Ramsey	Fouts
Sun., Nov. 21	14-13	W	New York Giants	Mile High Stadium	62,961	40°	Ramsey	Morton
Sun., Nov. 28	14-38	L	New England Patriots	Schaefer Stadium	61,128	56°	Ramsey	Grogan
Sun., Dec. 5	17-16	W	Kansas City Chiefs	Mile High Stadium	57,995	34°	Penrose	Livingston
Sun., Dec. 12	28-14	W	Chicago Bears	Soldier Field	44,459	30°	Penrose	Avellini
315-206					783,589			

1977

HEAD COACH: Red Miller

PRESEASON (5-1)

Day/Date	Score	W/L	Opponent	Location	Attend.	Temp.	Den. QB	Opp. QB
Fri., Aug. 5*	14-8	W	Baltimore Colts	Mile High Stadium	40,059	68°	Morton	Jones, B.
Sat., Aug. 13*	15-7	W	St. Louis Cardinals	Mile High Stadium	44,001	79°	Weese	Wells
Sat., Aug. 20*	10-2	W	Atlanta Falcons	Atlanta-Fulton County Stadium	21,239	78°	Penrose	McQuicken
Sun., Aug. 28*	24-28	L	Philadelphia Eagles	Veterans Stadium	29,532	86°	Spurrier	Jaworski
Fri., Sept. 2*	27-10	W	Seattle Seahawks	Kingdome	54,916	Ind.	Morton	Zorn
Sat., Sept. 10*	20-0	W	San Francisco 49ers	Candlestick Park	36,441	66°	Morton	Plunkett
110-55					226,188			

REGULAR SEASON (12-2 overall / 1st AFC West (6-1 Div.) / 6-1 home / 6-1 away)

Day/Date	Score	W/L	Opponent	Location	Attend.	Temp.	Den. QB	Opp. QB
Sun., Sept. 18	7-0	W	St. Louis Cardinals	Mile High Stadium	75,002	71°	Morton	Hart
Sun., Sept. 25	26-6	W	Buffalo Bills	Mile High Stadium	74,737	80°	Morton	Ferguson
Sun., Oct. 2	24-13	W	Seattle Seahawks	Kingdome	53,108	Ind.	Morton	Myer
Sun., Oct. 9	23-7	W	Kansas City Chiefs	Mile High Stadium	74,718	68°	Morton	Livingston
Sun., Oct. 16	30-7	W	Oakland Raiders	Oakland-Alameda County Coliseum	53,616	62°	Morton	Stabler
Sun., Oct. 23	24-13	W	Cincinnati Bengals	Riverfront Stadium	54,395	59°	Morton	Reaves
Sun., Oct. 30	14-24	L	Oakland Raiders	Mile High Stadium	75,007	67°	Morton	Stabler
Sun., Nov. 6	21-7	W	Pittsburgh Steelers	Mile High Stadium	74,967	62°	Morton	Bradshaw
Sun., Nov. 13	17-14	W	San Diego Chargers	San Diego Stadium	45,211	73°	Morton	Harris, J.
Sun., Nov. 20	14-7	W	Kansas City Chiefs	Arrowhead Stadium	54,050	52°	Morton	Livingston
Sun., Nov. 27	27-13	W	Baltimore Colts	Mile High Stadium	74,939	47°	Morton	Jones, B.
Sun., Dec. 4	24-14	W	Houston Oilers	Astrodome	46,875	Ind.	Morton	Pastorini
Sun., Dec. 11	17-9	W	San Diego Chargers	Mile High Stadium	74,905	64°	Morton	Fouts
Sun., Dec. 18	6-14	L	Dallas Cowboys	Texas Stadium	63,752	77°	Morton	Staubach
274-148					892,899			

1977 AFC DIVISIONAL PLAYOFF GAME

Sat., Dec. 24	34-21	W	Pittsburgh Steelers	Mile High Stadium	75,011	43°	Morton	Bradshaw
---------------	-------	---	---------------------	-------------------	--------	-----	--------	----------

1977 AFC CHAMPIONSHIP GAME

Sun., Jan. 1	20-17	W	Oakland Raiders	Mile High Stadium	74,982	18°	Morton	Stabler
--------------	-------	---	-----------------	-------------------	--------	-----	--------	---------

SUPER BOWL XII

Sun., Jan. 15	10-27	L	Dallas Cowboys	Louisiana Superdome, New Orleans	75,583	Ind.	Morton	Staubach
---------------	-------	---	----------------	----------------------------------	--------	------	--------	----------

1981

HEAD COACH: Dan Reeves

PRESEASON (2-2)

Day/Date	Score	W/L	Opponent	Location	Attend.	Temp.	Den. QB	Opp. QB
Fri., Aug. 7*	7-33	L	New York Jets	Mile High Stadium	63,644	75°	Robinson	Todd
Sat., Aug. 15*	14-24	L	Miami Dolphins	Orange Bowl	41,502	82°	Morton	Woodley
Sat., Aug. 22*	17-7	W	Green Bay Packers	Mile High Stadium	72,450	66°	Morton	Dickey
Sat., Aug. 29*	24-20	W	Cincinnati Bengals	Riverfront Stadium	41,713	74°	Morton	Anderson
	62-84				219,309			

REGULAR SEASON (10-6 overall / 2nd AFC West (5-3 Div.) / 8-0 home / 2-6 away)

Day/Date	Score	W/L	Opponent	Location	Attend.	Temp.	Den. QB	Opp. QB
Sun., Sept. 6	9-7	W	Oakland Raiders	Mile High Stadium	74,796	74°	Morton	Plunkett
Sun., Sept. 13	10-13	L	Seattle Seahawks	Kingdome	58,513	Ind.	Morton	Zorn
Sun., Sept. 20	28-10	W	Baltimore Colts	Mile High Stadium	74,804	84°	Morton	Jones, B.
Sun., Sept. 27	42-24	W	San Diego Chargers	Mile High Stadium	74,844	82°	Morton	Fouts
Sun., Oct. 4	17-0	W	Oakland Raiders	Oakland-Alameda County Coliseum	51,035	60°	Morton	Plunkett
Sun., Oct. 11	27-21	W	Detroit Lions	Mile High Stadium	74,816	79°	Morton	Komlo
Sun., Oct. 18	14-28	L	Kansas City Chiefs	Arrowhead Stadium	74,672	55°	Morton	Kenney
Sun., Oct. 25	7-9	L	Buffalo Bills	Rich Stadium	77,757	56°	Morton	Ferguson
Mon., Nov. 2*	19-17	W	Minnesota Vikings	Mile High Stadium	74,834	48°	Morton	Kramer
Sun., Nov. 8	23-20	W	Cleveland Browns (OT)	Mile High Stadium	74,859	48°	Morton	Sipe
Sun., Nov. 15	24-7	W	Tampa Bay Buccaneers	Tampa Stadium	64,518	69°	Morton	Williams, D.
Sun., Nov. 22	21-38	L	Cincinnati Bengals	Riverfront Stadium	57,207	32°	DeBerg	Anderson
Sun., Nov. 29	17-34	L	San Diego Chargers	Jack Murphy Stadium	51,533	66°	Morton	Fouts
Sun., Dec. 6	16-13	W	Kansas City Chiefs	Mile High Stadium	74,744	68°	Morton	Fuller
Sun., Dec. 13	23-13	W	Seattle Seahawks	Mile High Stadium	74,527	45°	Morton	Krieg
Sun., Dec. 20	24-35	L	Chicago Bears	Soldier Field	40,125	14°	Morton	Evans, V.
	321-289				1,073,636			

1982

HEAD COACH: Dan Reeves

PRESEASON (4-0)

Day/Date	Score	W/L	Opponent	Location	Attend.	Temp.	Den. QB	Opp. QB
Sat., Aug. 14*	33-20	W	Los Angeles Rams	Anaheim Stadium	57,482	69°	DeBerg	Jones, B.
Sat., Aug. 21*	17-14	W	Miami Dolphins	Mile High Stadium	74,465	79°	Morton	Strock
Sat., Aug. 28*	27-17	W	Minnesota Vikings	Mile High Stadium	73,371	85°	Morton	Wilson, W.
Sat., Sept. 4*	20-13	W	New York Jets	Giants Stadium	43,820	65°	Morton	Todd
	97-64				249,138			

REGULAR SEASON (2-7 overall / 12th in Conference (0-6 vs. Div. Opp.) / 1-4 home / 1-3 away)

Day/Date	Score	W/L	Opponent	Location	Attend.	Temp.	Den. QB	Opp. QB
Sun., Sept. 12	3-23	L	San Diego Chargers	Mile High Stadium	73,564	56°	Morton	Fouts
Sun., Sept. 19	24-21	W	San Francisco 49ers	Mile High Stadium	73,899	65°	Morton	Montana
Sun., Sept. 26			—57-day player strike cancels or postpones eight games—					
Sun., Oct. 3			canceled/players' strike	at New Orleans				
Sun., Oct. 10			canceled/players' strike	Pittsburgh				
Sun., Oct. 17			canceled/players' strike	at N.Y. Jets				
Sun., Oct. 24			canceled/players' strike	at Houston				
Sun., Oct. 31			canceled/players' strike	Los Angeles Raiders				
Sun., Nov. 7			canceled/players' strike	Buffalo				
Sun., Nov. 14			postponed/players' strike	at Seattle (rescheduled for Jan. 2)				
Sun., Nov. 21			canceled/players' strike	at Kansas City				
Sun., Nov. 28	10-17	L	Seattle Seahawks	Mile High Stadium	73,916	48°	Morton	Zorn
Sun., Dec. 5	20-30	L	San Diego Chargers	Jack Murphy Stadium	47,629	68°	DeBerg	Fouts
Sun., Dec. 12	27-34	L	Atlanta Falcons	Mile High Stadium	73,984	46°	DeBerg	Bartkowski
Sun., Dec. 19	27-24	W	Los Angeles Rams	Anaheim Stadium	48,112	77°	DeBerg	Ferragamo
Sun., Dec. 26	16-37	L	Kansas City Chiefs	Mile High Stadium	74,192	55°	DeBerg	Kenney
Sun., Dec. 26	10-27	L	Los Angeles Raiders	L.A. Coliseum	44,160	68°	DeBerg	Plunkett
Sun., Jan. 2	11-13	L	Seattle Seahawks	Kingdome	43,145	Ind.	Herrmann	Zorn
	148-226				552,601			

1983

HEAD COACH: Dan Reeves

PRESEASON (3-1)

Day/Date	Score	W/L	Opponent	Location	Attend.	Temp.	Den. QB	Opp. QB
Fri., Aug. 5*	10-7	W	Seattle Seahawks	Mile High Stadium	53,887	70°	DeBerg	Zorn
Sat., Aug. 13*	21-10	W	Atlanta Falcons	Mile High Stadium	73,199	66°	DeBerg	Bartkowski
Sat., Aug. 20*	19-10	W	Cleveland Browns	Mile High Stadium	73,244	82°	DeBerg	McDonald
Fri., Aug. 26*	3-34	L	Minnesota Vikings	Hubert H. Humphrey Metrodome	59,435	Ind.	Elway	Kramer
	53-61				259,765			

REGULAR SEASON (9-7 overall / 3rd AFC West (3-5 Div.) / 6-2 home / 3-5 away)

Day/Date	Score	W/L	Opponent	Location	Attend.	Temp.	Den. QB	Opp. QB
Sun., Sept. 4	14-10	W	Pittsburgh Steelers	Three Rivers Stadium	58,233	79°	Elway	Stoudt
Sun., Sept. 11	17-10	W	Baltimore Colts	Memorial Stadium	52,613	99°	Elway	Pagel
Sun., Sept. 18	10-13	L	Philadelphia Eagles	Mile High Stadium	74,202	73°	Elway	Jaworski
Sun., Sept. 25	7-22	L	Los Angeles Raiders	Mile High Stadium	74,289	76°	Elway	Plunkett
Sun., Oct. 2	14-31	L	Chicago Bears	Soldier Field	58,210	73°	Elway	McMahon
Sun., Oct. 9	26-14	W	Houston Oilers	Astrodome	44,209	Ind.	DeBerg	Nielsen
Sun., Oct. 16	24-17	W	Cincinnati Bengals	Mile High Stadium	74,305	55°	DeBerg	Schoenert
Sun., Oct. 23	14-6	W	San Diego Chargers	Mile High Stadium	74,581	76°	DeBerg	Luther
Sun., Oct. 30	27-24	W	Kansas City Chiefs	Mile High Stadium	74,640	72°	DeBerg	Kenney
Sun., Nov. 6	19-27	L	Seattle Seahawks	Kingdome	61,189	Ind.	DeBerg	Krieg
Sun., Nov. 13	20-22	L	Los Angeles Raiders	L.A. Coliseum	51,945	71°	Elway	Plunkett
Sun., Nov. 20	36-27	W	Seattle Seahawks	Mile High Stadium	74,710	50°	Kubiak	Krieg
Sun., Nov. 27	7-31	L	San Diego Chargers	Jack Murphy Stadium	43,650	68°	Elway	Fouts
Sun., Dec. 4	27-6	W	Cleveland Browns	Mile High Stadium	70,912	43°	Elway	Sipe
Sun., Dec. 11	21-19	W	Baltimore Colts	Mile High Stadium	74,854	44°	Elway	Pagel
Sun., Dec. 18	17-48	L	Kansas City Chiefs	Arrowhead Stadium	11,377	0°	Elway	Kenney
	302-327				973,188			

1983 AFC WILD CARD PLAYOFF GAME

Sat., Dec. 24	7-31	L	Seattle Seahawks	Kingdome	64,275	Ind.	DeBerg	Krieg
---------------	------	---	------------------	----------	--------	------	--------	-------

1984

HEAD COACH: Dan Reeves

PRESEASON (3-1)

Day/Date	Score	W/L	Opponent	Location	Attend.	Temp.	Den. QB	Opp. QB
Sat., Aug. 4*	13-16	L	Washington Redskins	Mile High Stadium	31,716	65°	Elway	Theismann
Sat., Aug. 11*	21-20	W	San Francisco 49ers	Mile High Stadium	70,211	85°	Elway	Montana
Sat., Aug. 18*	31-0	W	Indianapolis Colts	Mile High Stadium	68,951	75°	Elway	Pagel
Fri., Aug. 24*	24-13	W	Atlanta Falcons	Atlanta-Fulton County Stadium	30,988	80°	Elway	Moroski
	89-49				201,866			

REGULAR SEASON (13-3 overall / 1st AFC West (6-2 Div.) / 7-1 home / 6-2 away)

Day/Date	Score	W/L	Opponent	Location	Attend.	Temp.	Den. QB	Opp. QB
Sun., Sept. 2	20-17	W	Cincinnati Bengals	Mile High Stadium	74,178	75°	Elway	Anderson
Sun., Sept. 9	0-27	L	Chicago Bears	Soldier Field	54,335	69°	Kubiak	McMahon
Sun., Sept. 16*	24-14	W	Cleveland Browns	Cleveland Stadium	61,980	52°	Elway	McDonald
Sun., Sept. 23	21-10	W	Kansas City Chiefs	Mile High Stadium	74,263	69°	Elway	Blackledge
Sun., Sept. 30	16-13	W	Los Angeles Raiders	Mile High Stadium	75,836	69°	Elway	Flunkert
Sun., Oct. 7	28-7	W	Detroit Lions	Silverdome	55,836	Ind.	Elway	Danielson
Mon., Oct. 15*	17-14	W	Green Bay Packers	Mile High Stadium	62,546	29°	Elway	Dickey
Sun., Oct. 21	37-7	W	Buffalo Bills	Rich Stadium	31,204	70°	Elway	Ferguson
Sun., Oct. 28	22-19	W	Los Angeles Raiders (OT)	L.A. Coliseum	91,020	68°	Kubiak	Wilson, M.
Sun., Nov. 4	26-19	W	New England Patriots	Mile High Stadium	74,908	54°	Elway	Eason
Sun., Nov. 11	16-13	W	San Diego Chargers	Jack Murphy Stadium	53,162	69°	Elway	Fouts
Sun., Nov. 18	42-21	W	Minnesota Vikings	Mile High Stadium	74,716	52°	Elway	Kramer
Sun., Nov. 25	24-27	L	Seattle Seahawks	Mile High Stadium	74,922	47°	Elway	Krieg
Sun., Dec. 2	13-16	L	Kansas City Chiefs	Arrowhead Stadium	38,494	28°	Elway	Kenney
Sun., Dec. 9	16-13	W	San Diego Chargers	Mile High Stadium	74,867	59°	Elway	Luther
Sat., Dec. 15	31-14	W	Seattle Seahawks	Kingdome	64,411	Ind.	Elway	Krieg
	353-241				1,032,737			

1984 AFC DIVISIONAL PLAYOFF GAME

Sun., Dec. 30	17-24	L	Pittsburgh Steelers	Mile High Stadium	74,981	52°	Elway	Malone
---------------	-------	---	---------------------	-------------------	--------	-----	-------	--------

1985

HEAD COACH: Dan Reeves

PRESEASON (2-2)

Day/Date	Score	W/L	Opponent	Location	Attend.	Temp.	Den. QB	Opp. QB
Sat., Aug. 10*	20-30	L	New York Giants	Mile High Stadium	49,374	81°	Elway	Ruttledge
Mon., Aug. 19*	20-13	W	San Francisco 49ers	Candlestick Park	55,425	65°	Elway	Montana
Sat., Aug. 24*	20-13	W	Indianapolis Colts	Mile High Stadium	71,406	78°	Elway	Schlachter
Fri., Aug. 30*	9-13	L	Minnesota Vikings	Mile High Stadium	69,373	85°	Stankavage	Kramer
	69-59				245,578			

REGULAR SEASON (11-5 overall / 2nd AFC West (5-3 Div.) / 6-2 home / 5-3 away)

Day/Date	Score	W/L	Opponent	Location	Attend.	Temp.	Den. QB	Opp. QB
Sun., Sept. 8	16-20	L	Los Angeles Rams	Anaheim Stadium	52,522	86°	Elway	Brock
Sun., Sept. 15	34-23	W	New Orleans Saints	Mile High Stadium	74,488	81°	Elway	Wilson, D.
Sun., Sept. 22	44-28	W	Atlanta Falcons	Atlanta-Fulton County Stadium	37,903	80°	Elway	Bartkowski
Sun., Sept. 29	26-30	L	Miami Dolphins	Mile High Stadium	73,614	29°	Elway	Marino
Sun., Oct. 6	31-20	W	Houston Oilers	Mile High Stadium	74,699	74°	Elway	Moon
Sun., Oct. 13	15-10	W	Indianapolis Colts	Hoosier Dome	60,128	Ind.	Elway	Pagel
Sun., Oct. 20	13-10	W	Seattle Seahawks (OT)	Mile High Stadium	74,899	67°	Elway	Krieg
Sun., Oct. 27	30-10	W	Kansas City Chiefs	Arrowhead Stadium	68,248	70°	Elway	Kenney
Sun., Nov. 3	10-30	L	San Diego Chargers	Jack Murphy Stadium	57,312	75°	Elway	Fouts
Mon., Nov. 11*	17-16	W	San Francisco 49ers	Mile High Stadium	73,173	20°	Elway	Montana
Sun., Nov. 17	30-24	W	San Diego Chargers (OT)	Mile High Stadium	74,376	41°	Elway	Fouts
Sun., Nov. 24	28-31	L	Los Angeles Raiders (OT)	L.A. Coliseum	63,161	63°	Elway	Wilson, M.
Sun., Dec. 1	31-23	W	Pittsburgh Steelers	Three Rivers Stadium	56,797	55°	Elway	Woodley
Sun., Dec. 8	14-17	L	Los Angeles Raiders (OT)	Mile High Stadium	75,042	36°	Elway	Wilson, M.
Sat., Dec. 14	14-13	W	Kansas City Chiefs	Mile High Stadium	69,209	51°	Elway	Blackledge
Fri., Dec. 20*	27-24	W	Seattle Seahawks	Kingdome	56,283	Ind.	Elway	Krieg
	380-329				1,041,854			

1986

HEAD COACH: Dan Reeves

PRESEASON (2-2)

Day/Date	Score	W/L	Opponent	Location	Attend.	Temp.	Den. QB	Opp. QB
Sat., Aug. 9*	7-10	L	New Orleans Saints	Mile High Stadium	47,408	73°	Elway	Hebert
Sat., Aug. 16*	27-29	L	Minnesota Vikings	Metrodome	53,193	Ind.	Elway	Kramer
Sat., Aug. 23*	14-9	W	San Francisco 49ers	Mile High Stadium	73,592	67°	Elway	Kemp
Fri., Aug. 29*	19-10	W	Los Angeles Rams	Mile High Stadium	71,737	84°	Elway	Dils
	67-48				245,930			

REGULAR SEASON (11-5 overall / 1st AFC West (5-3 Div.) / 7-1 home / 4-4 away)

Day/Date	Score	W/L	Opponent	Location	Attend.	Temp.	Den. QB	Opp. QB
Sun., Sept. 7	38-36	W	Los Angeles Raiders	Mile High Stadium	75,695	51°	Elway	Wilson, M.
Mon., Sept. 15*	21-10	W	Pittsburgh Steelers	Three Rivers Stadium	57,305	74°	Elway	Malone
Sun., Sept. 21	33-7	W	Philadelphia Eagles	Veterans Stadium	63,839	72°	Elway	Jaworski
Sun., Sept. 28	27-20	W	New England Patriots	Mile High Stadium	75,804	65°	Elway	Eason
Sun., Oct. 5	29-14	W	Dallas Cowboys	Mile High Stadium	76,082	59°	Elway	Pelluer
Sun., Oct. 12	31-14	W	San Diego Chargers	Jack Murphy Stadium	55,662	70°	Elway	Fouts
Mon., Oct. 20*	10-22	L	New York Jets	Giants Stadium	73,759	51°	Elway	Ryan
Sun., Oct. 26	20-13	W	Seattle Seahawks	Mile High Stadium	76,089	66°	Elway	Krieg
Sun., Nov. 2	21-10	W	Los Angeles Raiders	L.A. Coliseum	90,153	81°	Elway	Wilson, W.
Sun., Nov. 9	3-9	L	San Diego Chargers	Mile High Stadium	75,012	44°	Elway	Flick
Sun., Nov. 16	38-17	W	Kansas City Chiefs	Mile High Stadium	75,745	62°	Elway	Kenney
Sun., Nov. 23	16-19	L	New York Giants	Giants Stadium	75,116	50°	Elway	Simms
Sun., Nov. 30	34-28	W	Cincinnati Bengals	Mile High Stadium	58,705	31°	Elway	Estason
Sun., Dec. 7	10-37	L	Kansas City Chiefs	Arrowhead Stadium	47,019	45°	Elway	Blackledge
Sat., Dec. 13	31-30	W	Washington Redskins	Mile High Stadium	75,905	53°	Elway	Schroeder
Sat., Dec. 20	16-41	L	Seattle Seahawks	Kingdome	63,697	Ind.	Elway	Krieg
	378-327				1,178,074			

1986 AFC DIVISIONAL PLAYOFF GAME

Sun., Jan. 4	22-17	W	New England Patriots	Mile High Stadium	75,262	65°	Elway	Eason
--------------	-------	---	----------------------	-------------------	--------	-----	-------	-------

1986 AFC CHAMPIONSHIP GAME

Sun., Jan. 11	23-20	W	Cleveland Browns (OT)	Cleveland Stadium	79,973	30°	Elway	Kosar
---------------	-------	---	-----------------------	-------------------	--------	-----	-------	-------

SUPER BOWL XXI

Sun., Jan. 25	20-39	L	New York Giants	Rose Bowl, Pasadena, Calif.	101,063	76°	Elway	Simms
---------------	-------	---	-----------------	-----------------------------	---------	-----	-------	-------

1987

HEAD COACH: Dan Reeves

PRESEASON (3-2)

Day/Date	Score	W/L	Opponent	Location	Attend.	Temp.	Den. QB	Opp. QB
Sun., Aug. 9	27-28	L	Los Angeles Rams	Wembley Stadium (London, England; American Bowl)	72,786	64°	Elway	Everett
Sat., Aug. 15*	20-14	W	Green Bay Packers	Sun Devil Stadium (Tempe, Ariz.)	67,500	98°	Elway	Fusina
Mon., Aug. 24*	31-28	W	Miami Dolphins	Mile High Stadium	74,288	61°	Elway	Strock
Sat., Aug. 29*	24-20	W	Los Angeles Rams	Anaheim Stadium	54,254	72°	Elway	Everett
Thu., Sept. 3*	17-27	L	Minnesota Vikings	Mile High Stadium	74,081	83°	Elway	Wilson, W.

REGULAR SEASON (10-4-1 overall / 1st AFC West (7-1 Div.) / 7-1 home / 3-3-1 away)

Day/Date	Score	W/L	Opponent	Location	Attend.	Temp.	Den. QB	Opp. QB
Sun., Sept. 13	40-17	W	Seattle Seahawks	Mile High Stadium	75,999	85°	Elway	Krieg
Sun., Sept. 20	17-17	T	Green Bay Packers (OT)	Milwaukee County Stadium at Cleveland	50,624	58°	Elway	Fusina
Mon., Sept. 28*	10-10	L	canceled/players' strike					
Sun., Oct. 4	30-14	W	Houston Oilers	Mile High Stadium	38,494	81°	Karcher	Pease
Mon., Oct. 12*	10-14	L	Los Angeles Raiders	Mile High Stadium	61,230	67°	Elway	Evans, V.
Sun., Oct. 18	26-17	W	Kansas City Chiefs	Arrowhead Stadium	20,296	71°	Karcher	Hudson
Mon., Oct. 26*	27-34	L	Minnesota Vikings	Metrodome	51,011	Ind.	Elway	Wilson, W.
Sun., Nov. 1	34-0	W	Detroit Lions	Mile High Stadium	75,172	67°	Elway	Long
Sun., Nov. 8	14-21	L	Buffalo Bills	Rich Stadium	63,698	59°	Elway	Kelly
Mon., Nov. 16*	31-29	W	Chicago Bears	Mile High Stadium	75,783	29°	Elway	McMahon
Sun., Nov. 22*	23-17	W	Los Angeles Raiders	L.A. Coliseum	61,318	79°	Elway	Wilson, M.
Sun., Nov. 29	31-20	W	Los Angeles Chargers	Jack Murphy Stadium	61,800	67°	Elway	Fouts
Sun., Dec. 6	31-20	W	New England Patriots	Mile High Stadium	75,735	58°	Elway	Ramsey, T.
Sun., Dec. 13*	21-28	L	Seattle Seahawks	Kingdome	61,759	Ind.	Elway	Krieg
Sat., Dec. 19	20-17	L	Kansas City Chiefs	Mile High Stadium	75,053	35°	Elway	Kenney
Sun., Dec. 27	24-0	W	San Diego Chargers	Mile High Stadium	37,500	20°	Elway	Herrmann

1987 AFC DIVISIONAL PLAYOFF GAME

Sun., Jan. 10	34-17	W	Houston Oilers	Mile High Stadium	75,440	45°	Elway	Moon
---------------	-------	---	----------------	-------------------	--------	-----	-------	------

1987 AFC CHAMPIONSHIP GAME

Sun., Jan. 17	38-33	W	Cleveland Browns	Mile High Stadium	76,197	44°	Elway	Kosar
---------------	-------	---	------------------	-------------------	--------	-----	-------	-------

SUPER BOWL XXII

Sun., Jan. 31	10-42	L	Washington Redskins	Jack Murphy Stadium, San Diego	73,302	61°	Elway	Williams, D.
---------------	-------	---	---------------------	--------------------------------	--------	-----	-------	--------------

1988

HEAD COACH: Dan Reeves

PRESEASON (3-1)

Day/Date	Score	W/L	Opponent	Location	Attend.	Temp.	Den. QB	Opp. QB
Wed., Aug. 3*	40-31	W	Los Angeles Rams	Anaheim Stadium	43,978	70°	Elway	Everett
Sat., Aug. 13*	34-24	W	San Francisco 49ers	Mile High Stadium	75,067	87°	Elway	Young
Fri., Aug. 19*	13-16	L	Miami Dolphins (OT)	Joe Robbie Stadium	49,795	81°	Elway	Marino
Thu., Aug. 25*	21-20	W	Indianapolis Colts	Mile High Stadium	75,997	81°	Elway	Hogeboom

REGULAR SEASON (8-8 overall / 2nd AFC West (3-5 Div.) / 6-2 home / 2-6 away)

Day/Date	Score	W/L	Opponent	Location	Attend.	Temp.	Den. QB	Opp. QB
Sun., Sept. 4	14-21	L	Seattle Seahawks	Mile High Stadium	75,996	77°	Elway	Krieg
Sun., Sept. 11	34-3	W	San Diego Chargers	Mile High Stadium	75,359	78°	Elway	Laufenberg
Sun., Sept. 18	13-20	L	Kansas City Chiefs	Arrowhead Stadium	63,268	73°	Elway	DeBerg
Mon., Sept. 26*	27-30	L	Los Angeles Raiders (OT)	Mile High Stadium	75,964	73°	Elway	Schroeder
Sun., Oct. 2	12-0	W	San Diego Chargers	Jack Murphy Stadium	58,863	81°	Elway	Laufenberg
Sun., Oct. 9	16-13	W	San Francisco 49ers (OT)	Candlestick Park	61,711	74°	Elway	Montana
Sun., Oct. 16	30-14	W	Atlanta Falcons	Mile High Stadium	75,287	77°	Elway	Dils
Sun., Oct. 23	21-39	L	Pittsburgh Steelers	Three Rivers Stadium	49,811	50°	Elway	Kubiak
Mon., Oct. 31*	23-55	L	Indianapolis Colts	Hoosier Dome	60,544	Ind.	Elway	Chandler
Sun., Nov. 6	17-11	W	Kansas City Chiefs	Mile High Stadium	74,227	65°	Elway	Kenney
Sun., Nov. 13	30-7	W	Cleveland Browns	Mile High Stadium	75,806	68°	Elway	Kosar
Sun., Nov. 20	0-42	L	New Orleans Saints	Superdome	68,075	Ind.	Elway	Hebert
Sun., Nov. 27	35-24	W	Los Angeles Rams	Mile High Stadium	74,141	31°	Elway	Everett
Sun., Dec. 4	20-21	L	Los Angeles Raiders	L.A. Coliseum	65,561	72°	Elway	Schroeder
Sun., Dec. 11*	14-42	L	Seattle Seahawks	Kingdome	62,838	Ind.	Elway	Krieg
Sat., Dec. 17	21-10	W	New England Patriots	Mile High Stadium	70,910	50°	Elway	Eason

1989

HEAD COACH: Dan Reeves

PRESEASON (2-2)

Day/Date	Score	W/L	Opponent	Location	Attend.	Temp.	Den. QB	Opp. QB
Sat., Aug. 12*	17-13	L	Los Angeles Rams	Mile High Stadium	70,049	65°	Elway	Everett
Sat., Aug. 19*	17-35	L	San Francisco 49ers	Candlestick Park	58,641	68°	Karcher	Montana
Sat., Aug. 26*	24-21	W	Dallas Cowboys (OT)	Mile High Stadium	74,076	83°	Elway	Aikman
Sat., Sept. 2*	34-38	L	Indianapolis Colts	Hoosier Dome	59,128	Ind.	Elway	Chandler

REGULAR SEASON (11-5 overall / 1st AFC West (6-2 Div.) / 6-2 home / 5-3 away)

Day/Date	Score	W/L	Opponent	Location	Attend.	Temp.	Den. QB	Opp. QB
Sun., Sept. 10	34-20	W	Kansas City Chiefs	Mile High Stadium	74,284	64°	Elway	DeBerg
Mon., Sept. 18*	28-14	W	Buffalo Bills	Rich Stadium	78,176	60°	Elway	Kelly
Sun., Sept. 24	31-21	W	Los Angeles Raiders	Mile High Stadium	75,754	80°	Elway	Schroeder
Sun., Oct. 1	15-13	L	Cleveland Browns	Cleveland Stadium	78,637	70°	Elway	Kosar
Sun., Oct. 8	16-10	W	San Diego Chargers	Mile High Stadium	75,222	72°	Elway	McMahon
Sun., Oct. 15	14-3	W	Indianapolis Colts	Mile High Stadium	74,680	50°	Elway	Trudeau
Sun., Oct. 22	24-21	W	Seattle Seahawks (OT)	Kingdome	62,353	Ind.	Elway	Krieg
Sun., Oct. 29	24-28	L	Philadelphia Eagles	Mile High Stadium	75,065	42°	Elway	Cunningham
Sun., Nov. 5	34-7	W	Pittsburgh Steelers	Mile High Stadium	74,739	59°	Elway	Briester
Sun., Nov. 12	16-13	L	Kansas City Chiefs	Arrowhead Stadium	76,245	65°	Elway	Pelluer
Sun., Nov. 20*	14-0	W	Washington Redskins	RFK Stadium	67,975	66°	Elway	Kubiak
Sun., Nov. 26	41-14	W	Seattle Seahawks	Mile High Stadium	75,117	61°	Elway	Stouffer
Sun., Dec. 3	13-16	L	Los Angeles Raiders (OT)	L.A. Coliseum	87,560	78°	Elway	Beuerlein
Sun., Dec. 10	7-14	L	New York Giants	Mile High Stadium	63,283	23°	Elway	Simms
Sat., Dec. 16	37-0	W	Phoenix Cardinals	Sun Devil Stadium	56,071	59°	Elway	Rosenbach
Sun., Dec. 24	16-19	L	San Diego Chargers	Jack Murphy Stadium	50,524	73°	Elway	Tolliver

1989 AFC DIVISIONAL PLAYOFF GAME

Sun., Jan. 7	24-23	W	Pittsburgh Steelers	Mile High Stadium	75,477	55°	Elway	Briester
--------------	-------	---	---------------------	-------------------	--------	-----	-------	----------

1989 AFC CHAMPIONSHIP GAME

Sun., Jan. 14	37-21	W	Cleveland Browns	Mile High Stadium	76,046	53°	Elway	Kosar
---------------	-------	---	------------------	-------------------	--------	-----	-------	-------

SUPER BOWL XXIV

Sun., Jan. 28	10-55	L	San Francisco 49ers	Louisiana Superdome, New Orleans	72,919	Ind.	Elway	Montana
---------------	-------	---	---------------------	----------------------------------	--------	------	-------	---------

1990

HEAD COACH: Dan Reeves

PRESEASON (3-2)

Day/Date	Score	W/L	Opponent	Location	Attend.	Temp.	Den. QB	Opp. QB
Sun., Aug. 5	10-7	W	Seattle Seahawks	Tokyo Dome (Tokyo, Japan; American Bowl; Sun. 11 a.m. in Tokyo)	48,827	Ind.	Elway	Krieg
Sat., Aug. 11*	16-7	W	Indianapolis Colts	Hoosier Dome	51,044	Ind.	Elway	Trudeau
Mon., Aug. 20*	24-27	L	San Francisco 49ers	Mile High Stadium	74,164	78°	Elway	Montana
Sat., Aug. 25*	16-17	L	Miami Dolphins	Joe Robbie Stadium	44,897	80°	Elway	Marino
Fri., Aug. 31*	25-14	W	Phoenix Cardinals	Mile High Stadium	71,082	71°	Elway	Rosenbach
	91-72				290,014			

REGULAR SEASON (5-11 overall / 5th AFC West (3-5 Div.) / 4-4 home / 1-7 away)

Day/Date	Score	W/L	Opponent	Location	Attend.	Temp.	Den. QB	Opp. QB
Sun., Sept. 9	9-14	L	Los Angeles Raiders	L.A. Coliseum	54,206	94°	Elway	Schroeder
Mon., Sept. 17*	24-23	W	Kansas City Chiefs	Mile High Stadium	75,277	63°	Elway	DeBerg
Sun., Sept. 23	23-31	L	Seattle Seahawks (OT)	Mile High Stadium	75,290	72°	Elway	Krieg
Sun., Sept. 30	28-29	L	Buffalo Bills	Rich Stadium	74,393	60°	Elway	Kelly
Mon., Oct. 8*	29-30	L	Cleveland Browns	Mile High Stadium	74,814	35°	Elway	Kosar
Sun., Oct. 14	17-34	L	Pittsburgh Steelers	Mile High Stadium	74,285	58°	Elway	Brister
Sun., Oct. 21*	27-17	L	Indianapolis Colts	Hoosier Dome	29,850	Ind.	Elway	Trudeau
Sun., Nov. 4*	22-27	L	Minnesota Vikings	Metrodome	57,331	Ind.	Elway	Gannon
Sun., Nov. 11	17-19	L	San Diego Chargers	Jack Murphy Stadium	59,557	83°	Elway	Tolliver
Sun., Nov. 18	13-16	L	Chicago Bears (OT)	Mile High Stadium	75,013	61°	Elway	Harbaugh
Thu., Nov. 22	27-40	L	Detroit Lions	Silverdome	73,896	Ind.	Elway	Gagliano
Sun., Dec. 2	20-23	L	Los Angeles Raiders	Mile High Stadium	74,162	35°	Elway	Schroeder
Sun., Dec. 9	20-31	L	Kansas City Chiefs	Arrowhead Stadium	74,347	66°	Elway	DeBerg
Sun., Dec. 16	20-10	W	San Diego Chargers	Mile High Stadium	64,919	47°	Elway	Tolliver
Sun., Dec. 23*	12-17	L	Seattle Seahawks	Kingdome	55,845	Ind.	Elway	Krieg
Sun., Dec. 30*	22-13	W	Green Bay Packers	Mile High Stadium	46,943	38°	Elway	Dilweg
(Bye Oct. 28)	331-374				1,071,128			

1991

HEAD COACH: Dan Reeves

PRESEASON (2-3)

Day/Date	Score	W/L	Opponent	Location	Attend.	Temp.	Den. QB	Opp. QB
Sat., July 27	3-14	L	Detroit Lions	Canton, Ohio (Hall of Fame)	23,815	69°	Elway	Peete
Fri., Aug. 2**	10-3	W	Indianapolis Colts	Mile High Stadium	75,375	62°	Elway	George
Wed., Aug. 7*	6-24	L	San Francisco 49ers	Candlestick Park	54,170	75°	Elway	Young
Mon., Aug. 19*	21-13	W	Miami Dolphins	Mile High Stadium	72,555	66°	Elway	Marino
Fri., Aug. 23*	10-34	L	Phoenix Cardinals	Sun Devil Stadium	38,372	102°	Elway	Tupa
	50-88				264,287			

REGULAR SEASON (12-4 overall / 1st AFC West (5-3 Div.) / 7-1 home / 5-3 away)

Day/Date	Score	W/L	Opponent	Location	Attend.	Temp.	Den. QB	Opp. QB
Sun., Sept. 1	45-14	W	Cincinnati Bengals	Mile High Stadium	72,855	84°	Elway	Esison
Sun., Sept. 8	13-16	L	Los Angeles Raiders	L.A. Coliseum	48,569	79°	Elway	Schroeder
Sun., Sept. 15	16-10	W	Seattle Seahawks	Mile High Stadium	74,152	64°	Elway	Kemp
Sun., Sept. 22	17-19	W	San Diego Chargers	Mile High Stadium	73,258	57°	Elway	Friesz
Sun., Sept. 29*	23-16	W	Minnesota Vikings	Metrodome	55,031	Ind.	Elway	Wilson, W.
Sun., Oct. 6	14-42	L	Houston Oilers	Astrodome	59,145	Ind.	Elway	Moon
Sun., Oct. 20	19-16	W	Kansas City Chiefs	Mile High Stadium	75,866	64°	Elway	DeBerg
Sun., Oct. 27	9-6	W	New England Patriots	Foxboro Stadium	43,994	76°	Elway	Millen
Sun., Nov. 3*	20-13	W	Pittsburgh Steelers	Mile High Stadium	70,973	23°	Elway	O'Donnell
Sun., Nov. 10	16-17	L	Los Angeles Raiders	Mile High Stadium	75,896	46°	Elway	Schroeder
Sun., Nov. 17	24-20	W	Kansas City Chiefs	Arrowhead Stadium	74,661	59°	Elway	DeBerg
Sun., Nov. 24	10-13	L	Seattle Seahawks	Kingdome	80,430	Ind.	Elway	Krieg
Sun., Dec. 1	20-3	W	New England Patriots	Mile High Stadium	67,116	83°	Elway	Millen
Sun., Dec. 8	17-7	W	Cleveland Browns	Cleveland Stadium	73,539	57°	Elway	Kosar
Sun., Dec. 15	24-19	W	Phoenix Cardinals	Mile High Stadium	74,098	49°	Elway	Chandler
Sun., Dec. 22	17-14	W	San Diego Chargers	Jack Murphy Stadium	51,449	64°	Elway	Friesz
(Bye Oct. 13)	304-235				1,053,275			

1991 AFC DIVISIONAL PLAYOFF GAME

Sat., Jan. 4	26-24	W	Houston Oilers	Mile High Stadium	75,301	36°	Elway	Moon
--------------	-------	---	----------------	-------------------	--------	-----	-------	------

1991 AFC CHAMPIONSHIP GAME

Sun., Jan. 12	7-10	L	Buffalo Bills	Rich Stadium	80,272	42°	Elway	Kelly
---------------	------	---	---------------	--------------	--------	-----	-------	-------

1992

HEAD COACH: Dan Reeves

PRESEASON (1-4)

Day/Date	Score	W/L	Opponent	Location	Attend.	Temp.	Den. QB	Opp. QB
Mon., Aug. 3*	7-13	L	San Francisco 49ers	Candlestick Park	50,435	64°	Pelluer	Young
Sat., Aug. 8*	31-10	W	Tampa Bay Buccaneers	Mile High Stadium	66,521	91°	Elway	Testaverde
Sat., Aug. 15*	27-31	L	Miami Dolphins	Olympic Stadium (Berlin, Germany; American Bowl; 7 p.m. in Berlin/11 a.m. in Denver)	60,813	64°	Elway	Marino
Sat., Aug. 22*	3-17	L	Dallas Cowboys	Texas Stadium	61,485	83°	Elway	Aikman
Fri., Aug. 28*	17-21	L	Phoenix Cardinals	Mile High Stadium	66,743	80°	Elway	Rosenbach
	75-92				305,997			

REGULAR SEASON (8-8 overall / 3rd AFC West (4-4 Div.) / 7-1 home / 1-7 away)

Day/Date	Score	W/L	Opponent	Location	Attend.	Temp.	Den. QB	Opp. QB
Sun., Sept. 6*	17-13	W	Los Angeles Raiders	Mile High Stadium	75,418	78°	Elway	Schroeder
Sun., Sept. 13	21-13	W	San Diego Chargers	Mile High Stadium	74,367	84°	Elway	Humphries
Sun., Sept. 20	0-20	L	Philadelphia Eagles	Veterans Stadium	65,833	72°	Elway	Cunningham
Sun., Sept. 27	20-0	W	Cleveland Browns	Cleveland Stadium	73,064	69°	Elway	Tomczak
Sun., Oct. 4	20-19	W	Kansas City Chiefs	Mile High Stadium	75,629	76°	Elway	Krieg
Mon., Oct. 12*	3-34	L	Washington Redskins	RFK Stadium	56,371	60°	Elway	Rypien
Sun., Oct. 18	27-21	W	Houston Oilers	Mile High Stadium	74,827	72°	Elway	Moon
Sun., Oct. 25	21-24	L	San Diego Chargers	Jack Murphy Stadium	53,576	71°	Elway	Humphries
Sun., Nov. 8	27-16	W	New York Jets	Mile High Stadium	74,678	55°	Elway	Nagle
Sun., Nov. 15*	27-13	W	New York Giants	Mile High Stadium	75,269	56°	Elway	Hostetler
Sun., Nov. 22	0-24	L	Los Angeles Raiders	L.A. Coliseum	50,011	67°	Maddox	Schroeder
Mon., Nov. 30*	13-16	L	Seattle Seahawks (OT)	Kingdome	51,612	Ind.	Maddox	Stouffer
Sun., Dec. 6	27-31	L	Dallas Cowboys	Mile High Stadium	74,946	31°	Maddox	Elkman
Sat., Dec. 12	17-27	L	Buffalo Bills	Rich Stadium	71,740	37°	Maddox	Kelly
Sun., Dec. 20	10-6	W	Seattle Seahawks	Mile High Stadium	72,570	44°	Elway	Gelbaugh
Sun., Dec. 27	20-42	L	Kansas City Chiefs	Arrowhead Stadium	73,240	45°	Elway	Krieg
(Bye Nov. 1)	262-329				1,108,833			

1993

HEAD COACH: Wade Phillips

PRESEASON (2-2)

Day/Date	Score	W/L	Opponent	Location	Attend.	Temp.	Den. QB	Opp. QB
Sat., Aug. 7*	23-7	W	Tampa Bay Buccaneers	Tampa Stadium	38,020	90°	Elway	Erickson, C.
Mon., Aug. 16*	13-16	L	San Francisco 49ers	Mile High Stadium	71,921	92°	Elway	Bono
Fri., Aug. 20*	34-24	W	Miami Dolphins	Mile High Stadium	59,383	78°	Elway	Marino
Fri., Aug. 27*	9-34	L	Phoenix Cardinals	Sun Devil Stadium	44,207	78°	Elway	Beuerlein
	79-81				213,531			

REGULAR SEASON (9-7 overall / 3rd AFC West (4-4 Div.) / 5-3 home / 4-4 away)

Day/Date	Score	W/L	Opponent	Location	Attend.	Temp.	Den. QB	Opp. QB
Sun., Sept. 5	26-20	W	New York Jets	Giants Stadium	68,130	81°	Elway	Esionson
Sun., Sept. 12	34-17	W	San Diego Chargers	Mile High Stadium	75,074	91°	Elway	Humphries
Mon., Sept. 20*	7-15	L	Kansas City Chiefs	Arrowhead Stadium	78,453	74°	Elway	Montana
Sun., Oct. 3	35-13	W	Indianapolis Colts	Mile High Stadium	74,953	80°	Elway	Trudeau
Sun., Oct. 10	27-30	L	Green Bay Packers	Lambeau Field	58,943	43°	Elway	Favre
Mon., Oct. 18	20-23	L	Los Angeles Raiders	Mile High Stadium	75,712	44°	Elway	Hostetler
Sun., Oct. 31	28-17	W	Seattle Seahawks	Mile High Stadium	73,644	62°	Elway	Mirer
Sun., Nov. 7	29-14	W	Cleveland Browns	Cleveland Stadium	77,818	36°	Elway	Kosar
Sun., Nov. 14	23-26	L	Minnesota Vikings	Mile High Stadium	67,329	30°	Elway	Salisbury
Sun., Nov. 21	37-13	W	Pittsburgh Steelers	Mile High Stadium	74,840	58°	Elway	O'Donnell
Sun., Nov. 28	17-9	W	Seattle Seahawks	Kingdome	57,812	Ind.	Elway	Mirer
Sun., Dec. 5	10-13	L	San Diego Chargers	Jack Murphy Stadium	60,233	72°	Elway	Humphries
Sun., Dec. 12	27-21	W	Kansas City Chiefs	Mile High Stadium	75,822	51°	Elway	Montana
Sat., Dec. 18	13-3	W	Chicago Bears	Soldier Field	53,056	39°	Elway	Willis
Sun., Dec. 26	10-17	L	Tampa Bay Buccaneers	Mile High Stadium	73,434	57°	Elway	Erickson, C.
Sun., Jan. 2	30-33	L	Los Angeles Raiders (OT)	L.A. Coliseum	66,904	76°	Elway	Hostetler
(Bye Sept. 26 & Oct. 24)	373-284				1,112,157			

1993 AFC WILD CARD PLAYOFF GAME

Sun., Jan. 9	24-42	L	Los Angeles Raiders	L.A. Coliseum	65,314	73°	Elway	Hostetler
--------------	-------	---	---------------------	---------------	--------	-----	-------	-----------

1994

HEAD COACH: Wade Phillips

PRESEASON (2-3)

Day/Date	Score	W/L	Opponent	Location	Attend.	Temp.	Den. QB	Opp. QB
Sun., July 31*	22-25	L	Los Angeles Raiders	Olympic Stadium <i>(Barcelona, Spain; American Bowl; Sun. 7 p.m. in Barcelona/Sun. 11 a.m. in Denver)</i>	37,406	84°	Elway	Hostetler
Sat., Aug. 6*	37-16	W	Atlanta Falcons	Mile High Stadium	72,231	92°	Elway	George
Fri., Aug. 12*	3-20	L	San Francisco 49ers	Candlestick Park	52,429	75°	Elway	Young
Sun., Aug. 21	10-34	L	Dallas Cowboys	Texas Stadium	63,923	84°	Elway	Aikman
Thu., Aug. 25*	30-21	W	Arizona Cardinals	Mile High Stadium	70,075	84°	Millen	Beuerlein
	102-116				258,695			

REGULAR SEASON (7-9 overall / 4th AFC West (4-4 Div.) / 4-4 home / 3-5 away)

Day/Date	Score	W/L	Opponent	Location	Attend.	Temp.	Den. QB	Opp. QB
Sun., Sept. 4*	34-37	L	San Diego Chargers	Mile High Stadium	74,032	87°	Elway	Humphries
Sun., Sept. 11	22-25	L	New York Jets (OT)	Giants Stadium	73,436	69°	Elway	Esionson
Sun., Sept. 18	16-48	L	Los Angeles Raiders	Mile High Stadium	75,764	83°	Elway	Hostetler
Mon., Sept. 26*	20-27	L	Buffalo Bills	Rich Stadium	75,373	62°	Elway	Kelly
Sun., Oct. 9	16-9	W	Seattle Seahawks	Husky Stadium	63,872	64°	Elway	Mirer
Mon., Oct. 17	28-31	L	Kansas City Chiefs	Mile High Stadium	75,151	42°	Elway	Montana
Sun., Oct. 23	20-15	W	San Diego Chargers	Jack Murphy Stadium	61,626	69°	Elway	Humphries
Sun., Oct. 30	26-14	W	Cleveland Browns	Mile High Stadium	73,190	40°	Elway	Testaverde
Sun., Nov. 6	21-27	L	Los Angeles Rams	Anaheim Stadium	48,103	74°	Elway	Chandler
Sun., Nov. 13	17-10	W	Seattle Seahawks	Mile High Stadium	71,290	52°	Elway	Mirer
Sun., Nov. 20	32-28	W	Atlanta Falcons	Mile High Stadium	70,594	48°	Elway	George
Sun., Nov. 27	15-13	W	Cincinnati Bengals	Mile High Stadium	69,714	30°	Elway	Blake
Sun., Dec. 4	20-17	W	Kansas City Chiefs (OT)	Arrowhead Stadium	77,631	67°	Elway	Bono
Sun., Dec. 11	13-23	L	Los Angeles Raiders	L.A. Coliseum	60,016	65°	Millen	Hostetler
Sat., Dec. 17	19-42	L	San Francisco 49ers	Candlestick Park	64,884	49°	Elway	Young
Sat., Dec. 24	28-30	L	New Orleans Saints	Mile High Stadium	64,445	59°	Millen	Everett
(Bye Oct. 2)	347-386				1,099,121			

1995

HEAD COACH: Mike Shanahan

PRESEASON (3-2)

Day/Date	Score	W/L	Opponent	Location	Attend.	Temp.	Den. QB	Opp. QB
Sat., July 29*	9-7	W	San Francisco 49ers	Mile High Stadium	71,182	89°	Elway	Young
Sun., Aug. 6	24-10	W	San Francisco 49ers	Tokyo Dome <i>(Tokyo, Japan; American Bowl; Sunday a.m. in Tokyo/Sat. p.m. in Denver)</i>	48,526	Ind.	Elway	Young
Sat., Aug. 12*	10-19	L	Carolina Panthers	Clemson Stadium	57,017	93°	Elway	Reich
Mon., Aug. 21*	20-17	W	Dallas Cowboys	Mile High Stadium	72,451	82°	Elway	Aikman
Fri., Aug. 25*	17-23	L	Jacksonville Jaguars	Jacksonville Municipal Stadium	66,023	82°	Millen	Beuerlein
	80-76				315,199			

REGULAR SEASON (8-8 overall / 4th AFC West (3-5 Div.) / 6-2 home / 2-6 away)

Day/Date	Score	W/L	Opponent	Location	Attend.	Temp.	Den. QB	Opp. QB
Sun., Sept. 3*	22-7	W	Buffalo Bills	Mile High Stadium	75,157	91°	Elway	Kelly
Sun., Sept. 10	21-31	L	Dallas Cowboys	Texas Stadium	64,578	84°	Elway	Aikman
Sun., Sept. 17	38-31	W	Washington Redskins	Mile High Stadium	71,930	80°	Elway	Ferrette
Sun., Sept. 24	6-17	L	San Diego Chargers	Jack Murphy Stadium	58,987	76°	Elway	Humphries
Sun., Oct. 1	10-27	L	Seattle Seahawks	Kingdome	49,914	Ind.	Elway	Mirer
Sun., Oct. 8*	37-3	W	New England Patriots	Foxboro Stadium	60,074	66°	Elway	Bledsoe
Mon., Oct. 16*	27-0	W	Oakland Raiders	Mile High Stadium	75,491	66°	Elway	Hostetler
Sun., Oct. 22	7-21	L	Kansas City Chiefs	Mile High Stadium	71,044	34°	Elway	Bono
Sun., Nov. 5	38-6	W	Arizona Cardinals	Mile High Stadium	71,488	65°	Elway	Krieg
Sun., Nov. 12*	13-31	L	Philadelphia Eagles	Veterans Stadium	60,842	34°	Elway	Pete
Sun., Nov. 19	30-27	W	San Diego Chargers	Mile High Stadium	74,681	55°	Elway	Humphries
Sun., Nov. 26	33-42	L	Houston Oilers	Astrodome	36,113	Ind.	Elway	Chandler
Sun., Dec. 3	31-23	W	Jacksonville Jaguars	Mile High Stadium	72,231	51°	Elway	Beuerlein
Sun., Dec. 10	27-31	L	Seattle Seahawks	Mile High Stadium	71,488	56°	Elway	Mirer
Sun., Dec. 17	17-20	L	Kansas City Chiefs	Arrowhead Stadium	75,061	37°	Elway	Bono
Sun., Dec. 24	31-28	W	Oakland Raiders	Oakland-Alameda County Coliseum	50,074	57°	Elway	Hobert
(Bye Oct. 29)	388-345				1,039,153			

1996

HEAD COACH: Mike Shanahan

PRESEASON (3-1)

Day/Date	Score	W/L	Opponent	Location	Attend.	Temp.	Den. QB	Opp. QB
Sat., Aug. 3	20-17	W	San Francisco 49ers	3Com Park	48,577	65°	Elway	Young
Sat., Aug. 10*	40-28	W	Carolina Panthers	Mile High Stadium	70,649	87°	Elway	Collins, K.
Sat., Aug. 17*	20-3	W	Dallas Cowboys	Texas Stadium	56,115	78°	Elway	Aikman
Fri., Aug. 23*	24-31	L	Jacksonville Jaguars	Mile High Stadium	57,665	64°	Elway	Brunell
	104-79				233,006			

REGULAR SEASON (13-3 overall / 1st AFC West (6-2 Div.) / 8-0 home / 5-3 away)

Day/Date	Score	W/L	Opponent	Location	Attend.	Temp.	Den. QB	Opp. QB
Sun., Sept. 1	31-6	W	New York Jets	Mile High Stadium	70,595	90°	Elway	O'Donnell
Sun., Sept. 8*	30-20	W	Seattle Seahawks	Kingdome	43,671	Ind.	Elway	Mirer
Sun., Sept. 15*	27-23	W	Tampa Bay Buccaneers	Mile High Stadium	71,535	70°	Elway	Dilfer
Sun., Sept. 22	14-17	L	Kansas City Chiefs	Arrowhead Stadium	79,439	75°	Elway	Bono
Sun., Sept. 29	14-10	W	Cincinnati Bengals	Cinergy Field	51,798	70°	Elway	Blake
Sun., Oct. 6	28-17	W	San Diego Chargers	Mile High Stadium	75,058	68°	Elway	Humphries
Sun., Oct. 20	45-34	W	Baltimore Ravens	Mile High Stadium	70,453	36°	Elway	Testaverde
Sun., Oct. 27	34-7	W	Kansas City Chiefs	Mile High Stadium	75,652	44°	Elway	Bono
Mon., Nov. 4*	22-21	W	Oakland Raiders	Oakland-Alameda County Coliseum	61,179	63°	Elway	Hostetler
Sun., Nov. 10	17-12	W	Chicago Bears	Mile High Stadium	75,555	66°	Elway	Krieg
Sun., Nov. 17	34-8	W	New England Patriots	Foxboro Stadium	59,452	55°	Elway	Bledsoe
Sun., Nov. 24	21-17	W	Minnesota Vikings	Hubert H. Humphrey Metrodome	59,142	Ind.	Elway	Johnson, B.
Sun., Dec. 1	34-7	W	Seattle Seahawks	Mile High Stadium	74,982	50°	Elway	Mirer
Sun., Dec. 8	6-41	L	Green Bay Packers	Lambeau Field	60,712	31°	Musgrave	Favre
Sun., Dec. 15	24-19	W	Oakland Raiders	Mile High Stadium	75,466	40°	Elway	Hostetler
Sun., Dec. 22*	10-16	L	San Diego Chargers	Jack Murphy Stadium	46,801	56°	Elway	Humphries
(Bye Oct. 13)	391-275				1,051,490			

1996 AFC DIVISIONAL PLAYOFF GAME

Sat., Jan. 4	27-30	L	Jacksonville Jaguars	Mile High Stadium	75,678	46°	Elway	Brunell
--------------	-------	---	----------------------	-------------------	--------	-----	-------	---------

1997

HEAD COACH: Mike Shanahan

PRESEASON (3-2)

Day/Date	Score	W/L	Opponent	Location	Attend.	Temp.	Den. QB	Opp. QB
Sat., Jul. 26*	31-10	W	Buffalo Bills	Mile High Stadium	69,739	81°	Elway	Collins, T.
Mon., Aug. 4*	19-38	L	Miami Dolphins	Estadio Guillermo Canedo (Mexico City, American Bowl)	104,629	70°	Elway	Marino
Sat., Aug. 9*	23-13	W	Carolina Panthers	Ericsson Stadium	68,296	78°	Lewis	Collins, K.
Sun., Aug. 17	21-31	L	New England Patriots	Foxboro Stadium	55,354	88°	Lewis	Bledsoe
Sat., Aug. 23*	31-17	W	San Francisco 49ers	Mile High Stadium	69,874	89°	Elway	Young
	125-109				367,892			

REGULAR SEASON (12-4 overall / 2nd AFC West (6-2 Div.) / 8-0 home / 4-4 away)

Day/Date	Score	W/L	Opponent	Location	Attend.	Temp.	Den. QB	Opp. QB
Sun., Aug. 31	19-3	W	Kansas City Chiefs	Mile High Stadium	75,600	82°	Elway	Grbac
Sun., Sept. 7	35-14	W	Seattle Seahawks	Kingdome	55,859	Ind.	Elway	Moon
Sun., Sept. 14	35-14	W	St. Louis Rams	Mile High Stadium	74,338	82°	Elway	Banks
Sun., Sept. 21	38-20	W	Cincinnati Bengals	Mile High Stadium	73,871	54°	Elway	Blake
Sun., Sept. 28	29-21	W	Atlanta Falcons	Georgia Dome	48,211	Ind.	Elway	Chandler
Mon., Oct. 6*	34-13	W	New England Patriots	Mile High Stadium	75,821	55°	Elway	Bledsoe
Sun., Oct. 19	25-28	L	Oakland Raiders	Oakland-Alameda County Coliseum	57,006	64°	Elway	George
Sun., Oct. 26	23-20	W	Buffalo Bills (OT)	Rich Stadium	78,458	43°	Elway	Collins, T.
Sun., Nov. 2	30-27	W	Seattle Seahawks	Mile High Stadium	74,212	46°	Elway	Moon
Sun., Nov. 9	34-0	W	Carolina Panthers	Mile High Stadium	71,408	28°	Elway	Collins, K.
Sun., Nov. 16	22-24	L	Kansas City Chiefs	Arrowhead Stadium	77,963	31°	Elway	Gannon
Mon., Nov. 24*	31-3	W	Oakland Raiders	Mile High Stadium	75,307	38°	Elway	George
Sun., Nov. 30*	38-28	W	San Diego Chargers	Qualcomm Stadium	54,245	56°	Elway	Whelihan
Sun., Dec. 7	24-35	L	Pittsburgh Steelers	Three Rivers Stadium	59,739	33°	Elway	Stewart
Mon., Dec. 15*	17-34	L	San Francisco 49ers	3Com Park	68,461	50°	Elway	Young
Sun., Dec. 21	38-3	W	San Diego Chargers	Mile High Stadium	69,632	33°	Elway	Whelihan
(Bye Oct. 12)	472-287				1,090,131			

1997 AFC WILD CARD PLAYOFF GAME

Sat., Dec. 27	42-17	W	Jacksonville Jaguars	Mile High Stadium	74,481	44°	Elway	Brunell
---------------	-------	---	----------------------	-------------------	--------	-----	-------	---------

1997 AFC DIVISIONAL PLAYOFF GAME

Sun., Jan. 4	14-10	W	Kansas City Chiefs	Arrowhead Stadium	76,965	32°	Elway	Grbac
--------------	-------	---	--------------------	-------------------	--------	-----	-------	-------

1997 AFC CHAMPIONSHIP GAME

Sun., Jan. 11	24-21	W	Pittsburgh Steelers	Three Rivers Stadium	61,382	38°	Elway	Stewart
---------------	-------	---	---------------------	----------------------	--------	-----	-------	---------

SUPER BOWL XXXII

Sun., Jan. 25	31-24	W	Green Bay Packers	Qualcomm Stadium, San Diego	68,912	67°	Elway	Favre
---------------	-------	---	-------------------	-----------------------------	--------	-----	-------	-------

BRONCOS IN THE HALL OF FAME GAME

The Broncos have played in three Hall of Fame Games in their history and own a 1-2 record in those preseason contests held at Fawcett Stadium in Canton, Ohio, as part of the Pro Football Hall of Fame induction ceremony weekend. In Hall of Fame Game action, Denver defeated Detroit 10-7 on July 24, 1976, lost to Detroit 14-3 on July 27, 1991, and lost to Washington 20-17 on Aug. 9, 2004.

1998

HEAD COACH: Mike Shanahan

PRESEASON (3-1)

Day/Date	Score	W/L	Opponent	Location	Attend.	Temp.	Den. QB	Opp. QB
Sat., Aug. 8*	20-13	W	St. Louis Rams	Trans World Dome	53,842	Ind.	Brister	Banks
Fri., Aug. 14*	17-10	W	New Orleans Saints	Mile High Stadium	70,937	82°	Elway	Hobert
Mon., Aug. 24*	34-31	W	Green Bay Packers	Mile High Stadium	73,183	73°	Elway	Favre
Sat., Aug. 29	13-16	L	Tennessee Oilers	Vanderbilt Stadium	33,194	89°	Elway	McNair

REGULAR SEASON (14-2 overall / 1st AFC West (8-0 Div.) / 8-0 home / 6-2 away)

Day/Date	Score	W/L	Opponent	Location	Attend.	Temp.	Den. QB	Opp. QB
Mon., Sept. 7*	27-21	W	New England Patriots	Mile High Stadium	74,745	84°	Elway	Bledsoe
Sun., Sept. 13	42-23	W	Dallas Cowboys	Mile High Stadium	75,013	76°	Elway	Aikman
Sun., Sept. 20	34-17	W	Oakland Raiders	Oakland-Alameda County Coliseum	56,578	65°	Elway	George
Sun., Sept. 27	38-16	W	Washington Redskins	Jack Kent Cooke Stadium	71,880	90°	Brister	Green
Sun., Oct. 4	41-16	W	Philadelphia Eagles	Mile High Stadium	73,218	57°	Brister	Hoying
Sun., Oct. 11	21-16	W	Seattle Seahawks	Kingdome	66,258	Ind.	Elway	Moore
Sun., Oct. 25	37-24	W	Jacksonville Jaguars	Mile High Stadium	75,217	63°	Elway	Brunt
Sun., Nov. 1	33-26	W	Cincinnati Bengals	Cinergy Field	58,974	60°	Elway	O'Donnell
Sun., Nov. 8	27-10	W	San Diego Chargers	Mile High Stadium	74,925	37°	Brister	Leaf
Mon., Nov. 16*	30-7	W	Kansas City Chiefs	Arrowhead Stadium	78,100	54°	Brister	Gannon
Sun., Nov. 22	40-14	W	Oakland Raiders	Mile High Stadium	75,325	73°	Elway	Hollas
Sun., Nov. 29*	31-16	W	San Diego Chargers	Qualcomm Stadium	66,532	63°	Elway	Whelihan
Sun., Dec. 6	35-31	W	Kansas City Chiefs	Mile High Stadium	74,962	35°	Elway	Gannon
Sun., Dec. 13	16-20	L	New York Giants	Giants Stadium	72,336	41°	Elway	Graham
Mon., Dec. 21*	21-31	L	Miami Dolphins	Pro Player Stadium	74,363	76°	Elway	Marino
Sun., Dec. 27	28-21	W	Seattle Seahawks	Mile High Stadium	74,057	46°	Elway	Kitna
<i>(Bye Oct. 18)</i>					501-309			
1998 AFC DIVISIONAL PLAYOFF GAME								
Sat., Jan. 9	38-3	W	Miami Dolphins	Mile High Stadium	75,729	49°	Elway	Marino
1998 AFC CHAMPIONSHIP GAME								
Sun., Jan. 17	23-10	W	New York Jets	Mile High Stadium	75,482	41°	Elway	Testaverde

SUPER BOWL XXXIII

Sun., Jan. 31*	34-19	W	Atlanta Falcons	Pro Player Stadium, Miami	74,803	73°	Elway	Chandler
----------------	-------	---	-----------------	---------------------------	--------	-----	-------	----------

1999

HEAD COACH: Mike Shanahan

PRESEASON (3-2)

Day/Date	Score	W/L	Opponent	Location	Attend.	Temp.	Den. QB	Opp. QB
Sun., Aug. 8	20-17	W	San Diego Chargers	Stadium Australia	73,811	60°	Brister	Harbaugh
Sat., Aug. 14*	38-7	W	Arizona Cardinals	<i>(Sydney, Australia; American Bowl, Sunday a.m. in Sydney/Sat. p.m. in Denver)</i>	67,947	80°	Brister	Plummer
Mon., Aug. 23*	12-27	L	Green Bay Packers	Camp Randall Stad., Madison, Wisc.	78,184	66°	Brister	Favre
Sun., Aug. 29*	12-22	L	Dallas Cowboys	Texas Stadium	61,893	98°	Brister	Aikman
Fri., Sept. 3*	34-3	W	San Francisco 49ers	Mile High Stadium	68,421	67°	Griese	Garcia

REGULAR SEASON (6-10 overall / 5th AFC West (4-4 Div.) / 3-5 home / 3-5 away)

Day/Date	Score	W/L	Opponent	Location	Attend.	Temp.	Den. QB	Opp. QB
Mon., Sept. 13*	21-38	L	Miami Dolphins	Mile High Stadium	75,623	60°	Griese	Marino
Sun., Sept. 19	10-26	L	Kansas City Chiefs	Arrowhead Stadium	78,683	69°	Griese	Grbac
Sun., Sept. 26	10-13	L	Tampa Bay Buccaneers	Raymond James Stadium	65,297	82°	Griese	Dilfer
Sun., Oct. 3	13-21	L	New York Jets	Mile High Stadium	74,181	54°	Griese	Mirer
Sun., Oct. 10	16-13	W	Oakland Raiders	Network Associates Coliseum	55,704	79°	Griese	Gannon
Sun., Oct. 17	31-10	W	Green Bay Packers	Mile High Stadium	73,352	50°	Griese	Favre
Sun., Oct. 24	23-24	L	New England Patriots	Foxboro Stadium	60,011	53°	Griese	Bledsoe
Sun., Oct. 31	20-23	L	Minnesota Vikings	Mile High Stadium	75,021	75°	Griese	George
Sun., Nov. 7	33-17	W	San Diego Chargers	Qualcomm Stadium	61,204	69°	Miller	Harbaugh
Sun., Nov. 14*	17-20	L	Seattle Seahawks	Kingdome	66,314	Ind.	Miller	Kitna
Mon., Nov. 22*	27-21	W	Oakland Raiders (OT)	Mile High Stadium	70,012	26°	Miller	Gannon
Sun., Dec. 5	10-16	L	Kansas City Chiefs	Mile High Stadium	73,855	45°	Griese	Grbac
Mon., Dec. 13*	24-27	L	Jacksonville Jaguars	ALLTEL Stadium	71,337	68°	Griese	Bruneil
Sun., Dec. 19	36-30	W	Seattle Seahawks	Mile High Stadium	65,987	27°	Griese	Kitna
Sat., Dec. 25	17-7	W	Detroit Lions	Silverdome	73,158	Ind.	Griese	Batch
Sun., Jan. 2	6-12	L	San Diego Chargers	Mile High Stadium	69,278	41°	Griese	Harbaugh
<i>(Bye Nov. 28)</i>					314-318			

2000

HEAD COACH: Mike Shanahan

PRESEASON (4-0)

Day/Date	Score	W/L	Opponent	Location	Attend.	Temp.	Den. QB	Opp. QB
Sat., Aug. 5*	31-17	W	Arizona Cardinals	Sun Devil Stadium	37,781	101°	Griese	Plummer
Sun., Aug. 13	26-20	W	Green Bay Packers	Mile High Stadium	75,367	89°	Griese	Hasselbeck, M.
Sat., Aug. 19*	36-23	W	Dallas Cowboys	Mile High Stadium	76,632	85°	Griese	Aikman
Fri., Aug. 25*	28-24	W	San Francisco 49ers	3COM Park	65,016	70°	Griese	Garcia

REGULAR SEASON (11-5 overall / 2nd AFC West (6-2 Div.) / 6-2 home / 5-3 away)

Day/Date	Score	W/L	Opponent	Location	Attend.	Temp.	Den. QB	Opp. QB
Mon., Sept. 4*	36-41	L	St. Louis Rams	Trans World Dome	65,956	Ind.	Griese	Warr
Sun., Sept. 10	42-14	W	Atlanta Falcons	Mile High Stadium	75,466	84°	Griese	Chandler
Sun., Sept. 17	33-24	W	Oakland Raiders	Network Associates Coliseum	62,078	79°	Griese	Gannon
Sun., Sept. 24	22-23	L	Kansas City Chiefs	Mile High Stadium	74,596	36°	Ferrotte	Grbac
Sun., Oct. 1	19-28	L	New England Patriots	Mile High Stadium	75,684	80°	Griese	Bledsoe
Sun., Oct. 8	21-7	W	San Diego Chargers	Qualcomm Stadium	56,079	68°	Griese	Harbaugh
Sun., Oct. 15	44-10	W	Cleveland Browns	Mile High Stadium	75,811	59°	Griese	Couch
Sun., Oct. 22	21-31	L	Cincinnati Bengals	Paul Brown Stadium	61,603	73°	Griese	Smith
Sun., Nov. 5	30-23	W	New York Jets	Giants Stadium	78,305	51°	Griese	Testaverde
Mon., Nov. 13*	27-24	L	Oakland Raiders	Mile High Stadium	75,951	20°	Griese	Gannon
Sun., Nov. 19	38-37	W	San Diego Chargers	Mile High Stadium	75,218	39°	Ferrotte	Leaf
Sun., Nov. 26	38-31	W	Seattle Seahawks	Husky Stadium	68,661	48°	Ferrotte	Huard, B.
Sun., Dec. 3	38-23	W	New Orleans Saints	Louisiana Superdome	64,900	Ind.	Ferrotte	Brooks
Sun., Dec. 10	31-24	W	Seattle Seahawks	Mile High Stadium	75,218	22°	Ferrotte	Kitna
Sun., Dec. 17	7-20	L	Kansas City Chiefs	Arrowhead Stadium	78,406	9°	Ferrotte	Grbac
Sat., Dec. 23	38-9	W	San Francisco 49ers	Mile High Stadium	76,098	45°	Griese	Garcia
<i>(Bye Oct. 29)</i>					485-369			

2000 AFC WILD CARD PLAYOFF GAME

Sun., Dec. 31	3-21	L	Baltimore Ravens	PSINet Stadium	69,638	22°	Ferrotte	Dilfer
---------------	------	---	------------------	----------------	--------	-----	----------	--------

2001

HEAD COACH: Mike Shanahan

PRESEASON (3-1)

Day/Date	Score	W/L	Opponent	Location	Attend.	Temp.	Den. QB	Opp. QB
Sat., Aug. 11*	20-6	W	Dallas Cowboys	Texas Stadium	46,883	86°	Griese	Banks
Mon., Aug. 20*	7-22	L	Green Bay Packers	Lambeau Field	59,177	77°	Griese	Favre
Sat., Aug. 25*	31-24	W	New Orleans Saints	INVESCO Field at Mile High	74,063	81°	Griese	Brooks
Fri., Aug. 31*	35-7 93-59	W	San Francisco 49ers	INVESCO Field at Mile High	73,855 253,928	72°	Griese	Ferrette

REGULAR SEASON (8-8 overall / 3rd AFC West (4-4 Div.) / 6-2 home / 2-6 away)

Day/Date	Score	W/L	Opponent	Location	Attend.	Temp.	Den. QB	Opp. QB
Mon., Sept. 10*	31-20	W	New York Giants	INVESCO Field at Mile High	75,735	75°	Griese	Collins
Sun., Sept. 16			<i>**Postponed until Jan. 6 due to terrorist attacks on U.S.**</i>					
Sun., Sept. 23*	38-17	W	Arizona Cardinals	Sun Devil Stadium	50,913	103°	Griese	Plummer
Sun., Sept. 30	13-20	L	Baltimore Ravens	INVESCO Field at Mile High	75,082	71°	Griese	Gibac
Sun., Oct. 7	20-6	W	Kansas City Chiefs	INVESCO Field at Mile High	75,037	74°	Griese	Green
Sun., Oct. 14	21-34	L	Seattle Seahawks	Husky Stadium	61,837	54°	Griese	Dilfer
Sun., Oct. 21	10-27	L	San Diego Chargers	Qualcomm Stadium	67,521	66°	Griese	Flutie
Sun., Oct. 28*	31-20	W	New England Patriots	INVESCO Field at Mile High	74,750	72°	Griese	Brady
Mon., Nov. 5*	28-38	L	Oakland Raiders	Network Associates Coliseum	62,637	62°	Griese	Gannon
Sun., Nov. 11	26-16	W	San Diego Chargers	INVESCO Field at Mile High	74,951	62°	Griese	Flutie
Sun., Nov. 18	10-17	L	Washington Redskins	INVESCO Field at Mile High	74,622	74°	Griese	Banks
Thu., Nov. 22	26-24	W	Dallas Cowboys	Texas Stadium	64,104	72°	Griese	Leaf
Sun., Dec. 2	10-21	L	Miami Dolphins	Pro Player Stadium	73,938	76°	Griese	Fiedler
Sun., Dec. 9*	20-7	W	Seattle Seahawks	INVESCO Field at Mile High	74,524	38°	Griese	Hasselbeck, M.
Sun., Dec. 16	23-26	L	Kansas City Chiefs (OT)	Arrowhead Stadium	77,778	49°	Ferrette	Green
Sun., Dec. 30	23-17	W	Oakland Raiders	INVESCO Field at Mile High	75,582	24°	Griese	Gannon
Sun., Jan. 6	10-29	L	Indianapolis Colts	RCA Dome	56,192	Ind.	Griese	Manning, P.
(Bye Dec. 23)	340-339				1,115,203			

2002

HEAD COACH: Mike Shanahan

PRESEASON (3-1)

Day/Date	Score	W/L	Opponent	Location	Attend.	Temp.	Den. QB	Opp. QB
Sat., Aug. 10*	7-13	W	Chicago Bears	Memorial Stadium, Champaign, Ill.	52,168	85°	Griese	Miller
Mon., Aug. 19*	27-2	L	San Francisco 49ers	INVESCO Field at Mile High	73,071	85°	Griese	Garcia
Sat., Aug. 24*	19-13	W	Arizona Cardinals	Sun Devil Stadium	26,736	105°	Griese	Plummer
Thu., Aug. 29*	31-0 84-28	W	Seattle Seahawks	INVESCO Field at Mile High	71,755 223,730	65°	Jackson	Hasselbeck, M.

REGULAR SEASON (9-7 overall / 2nd AFC West (3-3 Div.) / 5-3 home / 4-4 away)

Day/Date	Score	W/L	Opponent	Location	Attend.	Temp.	Den. QB	Opp. QB
Sun., Sept. 8	23-16	W	St. Louis Rams	INVESCO Field at Mile High	75,710	83°	Griese	Warner
Sun., Sept. 15	24-14	W	San Francisco 49ers	3COM Park	67,685	67°	Griese	Garcia
Sun., Sept. 22	28-23	W	Buffalo Bills	INVESCO Field at Mile High	75,359	59°	Griese	Bledsoe
Mon., Sept. 30*	23-34	L	Baltimore Ravens	Ravens Stadium	69,538	71°	Griese	Redman
Sun., Oct. 6	26-9	W	San Diego Chargers	INVESCO Field at Mile High	75,065	57°	Griese	Brees
Sun., Oct. 13*	22-24	L	Miami Dolphins	INVESCO Field at Mile High	75,941	58°	Griese	Fiedler
Sun., Oct. 20	37-34	W	Kansas City Chiefs (OT)	Arrowhead Stadium	78,446	51°	Griese	Green
Sun., Oct. 27	24-16	W	New England Patriots	Gillette Stadium	68,436	60°	Griese	Brady
Mon., Nov. 11*	10-34	L	Oakland Raiders	INVESCO Field at Mile High	76,643	32°	Griese	Gannon
Sun., Nov. 17	31-9	W	Seattle Seahawks	Seahawks Stadium	65,495	53°	Griese	Hasselbeck, M.
Sun., Nov. 24*	20-23	L	Indianapolis Colts (OT)	INVESCO Field at Mile High	75,075	25°	Griese	Manning, P.
Sun., Dec. 1	27-30	L	San Diego Chargers (OT)	Qualcomm Stadium	66,357	64°	Beuerlein	Brees
Sun., Dec. 8	13-19	L	New York Jets	Giants Stadium	78,521	42°	Griese	Pennington
Sun., Dec. 15	31-24	W	Kansas City Chiefs	INVESCO Field at Mile High	75,947	54°	Griese	Green
Sun., Dec. 22	16-28	L	Oakland Raiders	Network Associates Coliseum	62,592	56°	Griese	Gannon
Sun., Dec. 29	37-7	W	Arizona Cardinals	INVESCO Field at Mile High	75,164	57°	Beuerlein	Plummer
(Bye Nov. 2)	392-344				1,161,974			

2003

HEAD COACH: Mike Shanahan

PRESEASON (3-1)

Day/Date	Score	W/L	Opponent	Location	Attend.	Temp.	Den. QB	Opp. QB
Sat., Aug. 9*	20-12	W	Houston Texans	Reliant Stadium	70,021	Ind.	Plummer	Carr
Sat., Aug. 16*	15-10	W	Chicago Bears	Memorial Stadium, Champaign, Ill.	52,861	85°	Plummer	Stewart
Mon., Aug. 25*	23-28	L	Indianapolis Colts	INVESCO Field at Mile High	72,510	82°	Plummer	Manning, P.
Fri., Aug. 29*	20-3 78-53	W	Seattle Seahawks	INVESCO Field at Mile High	73,038 268,430	70°	Jackson	Hasselbeck, M.

REGULAR SEASON (10-6 overall / 2nd AFC West (5-1 Div.) / 6-2 home / 4-4 away)

Day/Date	Score	W/L	Opponent	Location	Attend.	Temp.	Den. QB	Opp. QB
Sun., Sept. 7	30-10	W	Cincinnati Bengals	Paul Brown Stadium	63,820	72°	Plummer	Kirby
Sun., Sept. 14	37-13	W	San Diego Chargers	Qualcomm Stadium	65,445	73°	Plummer	Brees
Mon., Sept. 22*	31-10	W	Oakland Raiders	INVESCO Field at Mile High	76,753	72°	Plummer	Gannon
Sun., Sept. 28	20-16	W	Detroit Lions	INVESCO Field at Mile High	75,719	66°	Plummer	Harrington
Sun., Oct. 5	23-24	L	Kansas City Chiefs	Arrowhead Stadium	78,903	69°	Plummer	Green
Sun., Oct. 12	17-14	W	Pittsburgh Steelers	INVESCO Field at Mile High	75,974	73°	Beuerlein	Maddox
Sun., Oct. 19	20-28	L	Minnesota Vikings	Hubert H. Humphrey Metrodome	64,381	Ind.	Beuerlein	Culpepper
Sun., Oct. 26	6-26	L	Baltimore Ravens	M&T Bank Stadium	69,727	67°	Kanell	Bolter
Mon., Nov. 3*	26-30	L	New England Patriots	INVESCO Field at Mile High	76,203	35°	Kanell	Brady
Sun., Nov. 16	37-8	W	San Diego Chargers	INVESCO Field at Mile High	75,217	52°	Plummer	Flutie
Sun., Nov. 23	10-19	L	Chicago Bears	INVESCO Field at Mile High	75,540	18°	Plummer	Chandler
Sun., Nov. 30	22-8	W	Oakland Raiders	Network Associates Coliseum	57,201	55°	Plummer	Mirer
Sun., Dec. 7	45-27	W	Kansas City Chiefs	INVESCO Field at Mile High	76,403	63°	Plummer	Green
Sun., Dec. 14	23-20	W	Cleveland Browns (OT)	INVESCO Field at Mile High	75,358	52°	Plummer	Couch
Sun., Dec. 21*	31-17	W	Indianapolis Colts	RCA Dome	57,149	Ind.	Plummer	Manning, P.
Sun., Dec. 28	3-31	L	Green Bay Packers	Lambeau Field	70,299	45°	Jackson	Favre
(Bye Nov. 9)	381-301				1,134,086			

2003 AFC WILD CARD PLAYOFF GAME

Sun., Jan. 4	10-41	L	Indianapolis Colts	RCA Dome	56,586	Ind.	Plummer	Manning, P.
--------------	-------	---	--------------------	----------	--------	------	---------	-------------

2004

HEAD COACH: Mike Shanahan

PRESEASON (2-3)

Day/Date	Score	W/L	Opponent	Location	Attend.	Temp.	Den. QB	Opp. QB
Mon., Aug. 9*	17-20	L	Washington Redskins	Fawcett Stadium (Canton, Ohio; Hall of Fame Game)	22,177	75°	Plummer	Brunell
Sun., Aug. 15*	6-16	L	Buffalo Bills	Quest Field	49,645	70°	Plummer	Bledsoe
Sat., Aug. 21*	19-3	W	Seattle Seahawks	Ralph Wilson Stadium	47,641	66°	Plummer	Hasselbeck, M.
Fri., Aug. 27*	31-17	W	Houston Texans	INVESCO Field at Mile High	71,256	54°	Plummer	Carr
Thu., Sept. 2*	21-33	L	Arizona Cardinals	INVESCO Field at Mile High	71,986	79°	Plummer	McCown
	94-89				262,705			

REGULAR SEASON (10-6 overall / 2nd AFC West (3-3 Div.) / 6-2 home / 4-4 away)

Day/Date	Score	W/L	Opponent	Location	Attend.	Temp.	Den. QB	Opp. QB
Sun., Sept. 12*	34-24	W	Kansas City Chiefs	INVESCO Field at Mile High	75,939	82°	Plummer	Green
Sun., Sept. 19	6-7	L	Jacksonville Jaguars	ALLTEL Stadium	69,127	78°	Plummer	Leftwich
Sun., Sept. 26	23-13	W	San Diego Chargers	INVESCO Field at Mile High	74,533	73°	Plummer	Brees
Sun., Oct. 3	16-13	W	Tampa Bay Buccaneers	Raymond James Stadium	65,341	86°	Plummer	Johnson
Sun., Oct. 10	20-17	W	Carolina Panthers	INVESCO Field at Mile High	75,072	72°	Plummer	Deltomme
Sun., Oct. 17	31-3	W	Oakland Raiders	Network Associates Coliseum	57,293	67°	Plummer	Collins
Mon., Oct. 25*	10-23	L	Cincinnati Bengals	Paul Brown Stadium	65,806	61°	Plummer	Palmer
Sun., Oct. 31	28-41	L	Atlanta Falcons	INVESCO Field at Mile High	75,083	54°	Plummer	Vick
Sun., Nov. 7	31-13	W	Houston Texans	INVESCO Field at Mile High	74,292	69°	Plummer	Carr
Sun., Nov. 21	34-13	W	New Orleans Saints	Louisiana Superdome	64,900	Ind.	Plummer	Brooks
Sun., Nov. 28*	24-25	L	Oakland Raiders	INVESCO Field at Mile High	75,936	18°	Plummer	Collins
Sun., Dec. 5	17-20	L	San Diego Chargers	Qualcomm Stadium	65,395	58°	Plummer	Brees
Sun., Dec. 12	20-17	W	Miami Dolphins	INVESCO Field at Mile High	75,027	37°	Plummer	Feeley
Sun., Dec. 19	17-45	L	Kansas City Chiefs	Arrowhead Stadium	77,702	15°	Plummer	Green
Sat., Dec. 25*	37-16	W	Tennessee Titans	The Coliseum	68,809	29°	Plummer	Volek
Sun., Jan. 2	33-14	W	Indianapolis Colts	INVESCO Field at Mile High	75,149	32°	Plummer	Manning, P.
(Bye Nov. 14)	381-304				1,135,404			

2004 AFC WILD CARD PLAYOFF GAME

Sun., Jan. 9	24-49	L	Indianapolis Colts	RCA Dome	56,609	Ind.	Plummer	Manning, P.
--------------	-------	---	--------------------	----------	--------	------	---------	-------------

2005

HEAD COACH: Mike Shanahan

PRESEASON (4-0)

Day/Date	Score	W/L	Opponent	Location	Attend.	Temp.	Den. QB	Opp. QB
Sat., Aug. 13*	20-14	W	Houston Texans	Reliant Stadium	70,016	Ind.	Plummer	Carr
Sat., Aug. 20*	26-21	W	San Francisco 49ers	INVESCO Field at Mile High	70,794	70°	Plummer	Smith
Sat., Aug. 27*	37-24	W	Indianapolis Colts	INVESCO Field at Mile High	74,152	77°	Plummer	Manning, P.
Fri., Sept. 2*	30-21	W	Arizona Cardinals	Sun Devil Stadium	40,888	99°	Van Pelt	Warner
	113-80				255,850			

REGULAR SEASON (13-3 overall / 1st AFC West (5-1 Div.) / 8-0 home / 5-3 away)

Day/Date	Score	W/L	Opponent	Location	Attend.	Temp.	Den. QB	Opp. QB
Sun., Sept. 11	10-33	L	Miami Dolphins	Dolphin Stadium	72,324	83°	Plummer	Frerotte
Sun., Sept. 18	20-17	W	San Diego Chargers	INVESCO Field at Mile High	75,310	77°	Plummer	Waters
Mon., Sept. 26*	30-10	W	Kansas City Chiefs	INVESCO Field at Mile High	76,381	72°	Plummer	Green
Sun., Oct. 2	20-7	W	Jacksonville Jaguars	Alltel Stadium	66,045	82°	Plummer	Leftwich
Sun., Oct. 9	21-19	W	Washington Redskins	INVESCO Field at Mile High	75,880	50°	Plummer	Brunell
Sun., Oct. 16	28-20	W	New England Patriots	INVESCO Field at Mile High	75,511	75°	Plummer	Brady
Sun., Oct. 23	23-24	L	New York Giants	Giants Stadium	78,516	54°	Plummer	Manning, E.
Sun., Oct. 30	49-21	W	Philadelphia Eagles	INVESCO Field at Mile High	75,590	52°	Plummer	McNabb
Sun., Nov. 13	31-17	W	Oakland Raiders	McAfee Coliseum	62,779	61°	Plummer	Collins
Sun., Nov. 20	27-0	W	New York Jets	INVESCO Field at Mile High	76,255	61°	Plummer	Bollinger
Thu., Nov. 24	24-21	W	Dallas Cowboys (OT)	Texas Stadium	63,273	68°	Plummer	Bledsoe
Sun., Dec. 4	27-31	L	Kansas City Chiefs	Arrowhead Stadium	78,261	28°	Plummer	Green
Sun., Dec. 11	12-10	W	Baltimore Ravens	INVESCO Field at Mile High	75,651	41°	Plummer	Boiler
Sat., Dec. 17*	28-17	W	Buffalo Bills	Ralph Wilson Stadium	71,887	28°	Plummer	Holcomb
Sat., Dec. 24	22-3	W	Oakland Raiders	INVESCO Field at Mile High	76,212	52°	Plummer	Collins
Sat., Dec. 31	23-7	W	San Diego Chargers	Qualcomm Stadium	65,513	61°	Plummer	Brees
(Bye Nov. 6)	395-258				1,167,388			

2005 AFC DIVISIONAL PLAYOFF GAME

Sat., Jan. 14	27-13	W	New England Patriots	INVESCO Field at Mile High	76,238	54°	Plummer	Brady
---------------	-------	---	----------------------	----------------------------	--------	-----	---------	-------

2005 AFC CHAMPIONSHIP GAME

Sun., Jan. 22	17-34	L	Pittsburgh Steelers	INVESCO Field at Mile High	76,775	34°	Plummer	Roethlisberger
---------------	-------	---	---------------------	----------------------------	--------	-----	---------	----------------

2006

HEAD COACH: Mike Shanahan

PRESEASON (3-1)

Day/Date	Score	W/L	Opponent	Location	Attend.	Temp.	Den. QB	Opp. QB
Fri., Aug. 11*	13-20	L	Detroit Lions	Ford Field	56,915	Ind.	Plummer	Kirby
Sat., Aug. 19*	35-10	W	Tennessee Titans	INVESCO Field at Mile High	73,190	63°	Plummer	Volter
Sun., Aug. 27*	17-14	W	Houston Texans	INVESCO Field at Mile High	73,689	70°	Plummer	Carr
Thu., Aug. 31*	29-23	W	Arizona Cardinals	Cardinals Stadium	62,937	Ind.	Cutler	Warner
	94-67				266,721			

REGULAR SEASON (9-7 overall / 3rd AFC West (3-3 Div.) / 4-4 home / 5-3 away)

Day/Date	Score	W/L	Opponent	Location	Attend.	Temp.	Den. QB	Opp. QB
Sun., Sept. 10	10-18	L	St. Louis Rams	Edward Jones Dome	65,577	Ind.	Plummer	Bulger
Sun., Sept. 17	9-6	W	Kansas City Chiefs (OT)	INVESCO Field at Mile High	76,786	61°	Plummer	Huard, D.
Sun., Sept. 24*	17-7	W	New England Patriots	Gillette Stadium	68,756	68°	Plummer	Brady
Mon., Oct. 9*	13-3	W	Baltimore Ravens	INVESCO Field at Mile High	76,355	39°	Plummer	McNair
Sun., Oct. 15*	13-3	W	Oakland Raiders	INVESCO Field at Mile High	76,691	64°	Plummer	Walter
Sun., Oct. 22	17-7	W	Cleveland Browns	Cleveland Browns Stadium	73,024	48°	Plummer	Frye
Sun., Oct. 29	31-34	L	Indianapolis Colts	INVESCO Field at Mile High	76,767	70°	Plummer	Manning, P.
Sun., Nov. 5	31-20	W	Pittsburgh Steelers	Heinz Field	64,601	53°	Plummer	Roethlisberger
Sun., Nov. 12	17-13	W	Oakland Raiders	McAfee Coliseum	62,094	56°	Plummer	Walter
Sun., Nov. 19*	27-35	L	San Diego Chargers	INVESCO Field at Mile High	76,723	34°	Plummer	Rivers
Thu., Nov. 23*	10-19	L	Kansas City Chiefs	Arrowhead Stadium	79,484	65°	Plummer	Green
Sun., Dec. 3*	20-23	L	Seattle Seahawks	INVESCO Field at Mile High	76,146	16°	Cutler	Hasselbeck, M.
Sun., Dec. 10	20-48	L	San Diego Chargers	Qualcomm Stadium	67,514	57°	Cutler	Rivers
Sun., Dec. 17	37-20	W	Arizona Cardinals	Cardinals Stadium	63,845	60°	Cutler	Leinart
Sun., Dec. 24	24-23	W	Cincinnati Bengals	INVESCO Field at Mile High	75,759	32°	Cutler	Palmer
Sun., Dec. 31	23-26	L	San Francisco 49ers (OT)	INVESCO Field at Mile High	75,555	32°	Cutler	Smith
(Bye Oct. 1)	319-305				1,155,737			

2007

HEAD COACH: Mike Shanahan

PRESEASON (2-2)

Day/Date	Score	W/L	Opponent	Location	Attend.	Temp.	Den. QB	Opp. QB
Mon., Aug. 13*	17-13	W	San Francisco 49ers	Monster Park	66,764	66°	Cutler	Smith
Sat., Aug. 18*	20-31	L	Dallas Cowboys	Texas Stadium	61,034	91°	Cutler	Romo
Sat., Aug. 25*	16-17	L	Cleveland Browns	INVESCO Field at Mile High	75,361	84°	Cutler	Frye
Thu., Aug. 30*	21-37	W	Arizona Cardinals	INVESCO Field at Mile High	73,282	82°	Hackney	Leinart
	74-64				276,441			

REGULAR SEASON (7-9 overall / 2nd AFC West (3-3 Div.) / 5-3 home / 2-6 away)

Day/Date	Score	W/L	Opponent	Location	Attend.	Temp.	Den. QB	Opp. QB
Sun., Sept. 9	15-14	W	Buffalo Bills	Ralph Wilson Stadium	71,132	70°	Cutler	Losman
Sun., Sept. 16	23-20	W	Oakland Raiders (OT)	INVESCO Field at Mile High	76,784	87°	Cutler	McCown
Sun., Sept. 23	14-23	L	Jacksonville Jaguars	INVESCO Field at Mile High	76,463	75°	Cutler	Garrard
Sun., Sept. 30	20-38	L	Indianapolis Colts	RCA Dome	57,274	Ind.	Cutler	Manning, P.
Sun., Oct. 7	3-41	L	San Diego Chargers	INVESCO Field at Mile High	76,879	54°	Cutler	Rivers
Sun., Oct. 21*	31-28	W	Pittsburgh Steelers	INVESCO Field at Mile High	77,038	37°	Cutler	Roethlisberger
Mon., Oct. 29*	13-19	L	Green Bay Packers (OT)	INVESCO Field at Mile High	77,160	67°	Cutler	Favre
Sun., Nov. 4	7-44	L	Detroit Lions	Ford Field	60,783	Ind.	Cutler	Kitna
Sun., Nov. 11	27-11	W	Kansas City Chiefs	Arrowhead Stadium	77,368	69°	Cutler	Huard
Mon., Nov. 19*	34-20	W	Tennessee Titans	INVESCO Field at Mile High	76,590	63°	Cutler	Young
Sun., Nov. 25	34-37	L	Chicago Bears (OT)	Soldier Field	82,148	39°	Cutler	Grossman
Sun., Dec. 2	20-34	L	Oakland Raiders	McAfee Coliseum	61,990	60°	Cutler	McCown
Sun., Dec. 9	41-7	W	Kansas City Chiefs	INVESCO Field at Mile High	75,895	21°	Cutler	
Thu., Dec. 13*	13-31	L	Houston Texans	Reliant Stadium	70,747	59°	Cutler	Rosenfels
Mon., Dec. 24*	3-23	L	San Diego Chargers	Qualcomm Stadium	65,477	62°	Cutler	Bretz
Sun., Dec. 30	22-19	W	Minnesota Vikings (OT)	INVESCO Field at Mile High	76,084	36°	Cutler	Jackson
(Bye Oct. 14)	320-409				1,139,812			

2008

HEAD COACH: Mike Shanahan

PRESEASON (2-2)

Day/Date	Score	W/L	Opponent	Location	Attend.	Temp.	Den. QB	Opp. QB
Sat., Aug. 9*	16-19	L	Houston Texans	Reliant Stadium	70,020	Ind.	Cutler	Schaub
Sat., Aug. 16*	23-13	W	Dallas Cowboys	INVESCO Field at Mile High	74,484	57°	Cutler	Romo
Fri., Aug. 22*	24-27	L	Green Bay Packers	INVESCO Field at Mile High	74,213	73°	Cutler	Rodgers
Fri., Aug. 29*	28-14	W	Arizona Cardinals	University of Phoenix Stadium	63,215	Ind.	Hackney	Warner
	91-73				281,932			

REGULAR SEASON (8-8 overall / 2nd AFC West (3-3 Div.) / 4-4 home / 4-4 away)

Day/Date	Score	W/L	Opponent	Location	Attend.	Temp.	Den. QB	Opp. QB
Mon., Sept. 8*	41-14	W	Oakland Raiders	McAfee Coliseum	62,762	60°	Cutler	Russell
Sun., Sept. 14	39-38	W	San Diego Chargers	INVESCO Field at Mile High	75,915	59°	Cutler	Rivers
Sun., Sept. 21	34-32	W	New Orleans Saints	INVESCO Field at Mile High	75,713	75°	Cutler	Brees
Sun., Sept. 28	19-33	L	Kansas City Chiefs	Arrowhead Stadium	74,623	74°	Cutler	Huard
Sun., Oct. 5	16-13	W	Tampa Bay Buccaneers	INVESCO Field at Mile High	75,480	70°	Cutler	Griese
Sun., Oct. 12	17-24	L	Jacksonville Jaguars	INVESCO Field at Mile High	75,674	43°	Cutler	Garrard
Sun., Oct. 20*	7-41	L	New England Patriots	Gillette Stadium	68,556	40°	Cutler	Cassel
Sun., Nov. 2	17-26	L	Miami Dolphins	INVESCO Field at Mile High	75,499	77°	Cutler	Pennington
Thu., Nov. 6*	34-30	W	Cleveland Browns	Cleveland Browns Stadium	73,141	56°	Cutler	Quinn
Sun., Nov. 16	24-20	W	Atlanta Falcons	Georgia Dome	54,644	Ind.	Cutler	Ryan
Sun., Nov. 23	10-31	L	Oakland Raiders	INVESCO Field at Mile High	76,067	47°	Cutler	Russell
Sun., Nov. 30	34-17	W	New York Jets	The Meadowlands	78,809	36°	Cutler	Favre
Sun., Dec. 7	24-17	W	Kansas City Chiefs	INVESCO Field at Mile High	75,187	64°	Cutler	Thigpen
Sun., Dec. 14	10-30	L	Carolina Panthers	Bank of America Stadium	73,690	46°	Cutler	Delhomme
Sun., Dec. 21	23-30	L	Buffalo Bills	INVESCO Field at Mile High	74,539	17°	Cutler	Edwards
Sun., Dec. 28*	21-52	L	San Diego Chargers	Qualcomm Stadium	69,131	58°	Cutler	Rivers
(Bye Oct. 26)	370-448				1,159,630			

2009

HEAD COACH: Josh McDaniels

PRESEASON (1-3)

Day/Date	Score	W/L	Opponent	Location	Attend.	Temp.	Den. QB	Opp. QB
Fri., Aug. 14*	16-17	L	San Francisco 49ers	Candlestick Park	61,533	63°	Orton	Hill
Sat., Aug. 22*	13-27	L	Seattle Seahawks	Qwest Field	67,052	69°	Orton	Cutler
Sun., Aug. 30*	17-27	L	Chicago Bears	INVESCO Field at Mile High	73,519	68°	Orton	Hassel
Thu., Sept. 3*	19-0	W	Arizona Cardinals	INVESCO Field at Mile High	72,088	79°	Brandstater	Warner
	65-71				274,192			

REGULAR SEASON (8-8 overall / 2nd AFC West (3-3 Div.) / 4-4 home / 4-4 away)

Day/Date	Score	W/L	Opponent	Location	Attend.	Temp.	Den. QB	Opp. QB
Sun., Sept. 13	12-7	W	Cincinnati Bengals	Paul Brown Stadium	62,831	72°	Orton	Palmer
Sun., Sept. 20	27-6	W	Cleveland Browns	INVESCO Field at Mile High	73,931	82°	Orton	Quinn
Sun., Sept. 27	23-3	W	Oakland Raiders	Oakland-Alameda County Coliseum	45,602	81°	Orton	Russell
Sun., Oct. 4	17-10	W	Dallas Cowboys	INVESCO Field at Mile High	76,440	55°	Orton	Romo
Sun., Oct. 11	20-17	W	New England Patriots (OT)	INVESCO Field at Mile High	76,011	30°	Orton	Brady
Mon., Oct. 19*	34-23	W	San Diego Chargers	Qualcomm Stadium	68,615	68°	Orton	Rivers
Sun., Nov. 1	7-30	L	Baltimore Ravens	M&T Bank Stadium	71,132	56°	Orton	Flacco
Mon., Nov. 9*	10-28	L	Pittsburgh Steelers	INVESCO Field at Mile High	76,716	55°	Orton	Roethlisberger
Sun., Nov. 15	17-27	L	Washington Redskins	FedEx Field	85,247	70°	Orton	Campbell
Sun., Nov. 22	3-32	L	San Diego Chargers	INVESCO Field at Mile High	74,707	51°	Simms	Rivers
Thu., Nov. 26*	26-6	W	New York Giants	INVESCO Field at Mile High	74,896	57°	Orton	Manning, E.
Sun., Dec. 6	44-13	W	Kansas City Chiefs	Arrowhead Stadium	68,912	37°	Orton	Cassel
Sun., Dec. 13	16-28	L	Indianapolis Colts	Lucas Oil Stadium	67,248	Ind.	Orton	Manning, P.
Sun., Dec. 20	19-20	L	Oakland Raiders	INVESCO Field at Mile High	74,502	57°	Orton	Frye
Sun., Dec. 27	27-30	L	Philadelphia Eagles	Lincoln Financial Field	69,144	45°	Orton	McNabb
Sun., Jan. 3	24-44	L	Kansas City Chiefs	INVESCO Field at Mile High	73,725	36°	Orton	Cassel
(Bye Oct. 26)	326-324				1,139,659			

2013

HEAD COACH: John Fox

PRESEASON (2-2)

Day/Date	Score	W/L	Opponent	Location	Attend.	Temp.	Den. QB	Opp. QB
Thu., Aug. 8	10-6	W	San Francisco 49ers	Candlestick Park	69,732	61°	Manning	Kaepernick
Sat., Aug. 17*	10-40	L	Seattle Seahawks	CenturyLink Field	67,635	76°	Manning	Wilson
Sat., Aug. 24*	27-26	W	St. Louis Rams	Sports Authority Field at Mile High	75,473	79°	Manning	Bradford
Thu., Aug. 29*	24-32	L	Arizona Cardinals	Sports Authority Field at Mile High	75,465	82°	Manning	Stanton
	71-104				288,305			

REGULAR SEASON (13-3 overall / 1st AFC West (5-1 Div.) / 7-1 home / 6-2 away)

Day/Date	Score	W/L	Opponent	Location	Attend.	Temp.	Den. QB	Opp. QB
Thu., Sept. 5*	49-27	W	Baltimore Ravens	Sports Authority Field at Mile High	76,977	83°	Manning	Flacco
Sun., Sept. 15	41-23	W	New York Giants	MetLife Stadium	81,285	70°	Manning	Manning
Mon., Sept. 23*	37-21	W	Oakland Raiders	Sports Authority Field at Mile High	76,978	64°	Manning	Pryor
Sun., Sept. 29	52-20	W	Philadelphia Eagles	Sports Authority Field at Mile High	77,002	76°	Manning	Vick
Sun., Oct. 6	51-48	W	Dallas Cowboys	AT&T Stadium	92,758	Ind.	Manning	Romo
Sun., Oct. 13	35-19	W	Jacksonville Jaguars	Sports Authority Field at Mile High	76,862	59°	Manning	Henne
Sun., Oct. 20*	33-39	L	Indianapolis Colts	Lucas Oil Stadium	67,196	57°	Manning	Luck
Sun., Oct. 27	45-21	W	Washington Redskins	Sports Authority Field at Mile High	77,031	69°	Manning	Griffin
Sun., Nov. 10	28-20	W	San Diego Chargers	Qualcomm Stadium	68,847	78°	Manning	Rivers
Sun., Nov. 17*	27-17	W	Kansas City Chiefs	Sports Authority Field at Mile High	77,076	43°	Manning	Smith
Sun., Nov. 24*	31-34	L	New England Patriots (OT)	Gillette Stadium	68,556	22°	Manning	Brady
Sun., Dec. 1	35-28	W	Kansas City Chiefs	Arrowhead Stadium	77,065	55°	Manning	Smith
Sun., Dec. 8	51-28	W	Tennessee Titans	Sports Authority Field at Mile High	76,554	18°	Manning	Fitzpatrick
Thu., Dec. 12*	20-27	L	San Diego Chargers	Sports Authority Field at Mile High	76,497	37°	Manning	Rivers
Sun., Dec. 22*	37-13	W	Houston Texans	Reliant Stadium	71,761	58°	Manning	Schaub
Sun., Dec. 29	34-14	W	Oakland Raiders	O.co Coliseum	51,500	70°	Manning	Pryor
(Bye Nov. 3)	606-399				1,194,145			

2013 AFC DIVISIONAL PLAYOFF GAME

Sat., Jan. 12	24-17	W	San Diego Chargers	Sports Authority Field at Mile High	76,969	41°	Manning	Rivers
---------------	-------	---	--------------------	-------------------------------------	--------	-----	---------	--------

2013 AFC CHAMPIONSHIP GAME

Sat., Jan. 19	26-16	W	New England Patriots	Sports Authority Field at Mile High	77,110	63°	Manning	Brady
---------------	-------	---	----------------------	-------------------------------------	--------	-----	---------	-------

SUPER BOWL XLVIII

Sun., Feb. 2	8-43	L	Seattle Seahawks	MetLife Stadium	82,529	49°	Manning	Wilson
--------------	------	---	------------------	-----------------	--------	-----	---------	--------

2014

HEAD COACH: John Fox

PRESEASON (3-1)

Day/Date	Score	W/L	Opponent	Location	Attend.	Temp.	Den. QB	Opp. QB
Thu., Aug. 7*	21-16	W	Seattle Seahawks	Sports Authority Field at Mile High	75,593	75°	Manning	Wilson
Sat., Aug. 17	34-0	W	San Francisco 49ers	Levi's Stadium	68,426	65°	Manning	Kaepernick
Sat., Aug. 23*	17-18	L	Houston Texans	Sports Authority Field at Mile High	75,093	75°	Manning	Fitzpatrick
Thu., Aug. 28*	27-3	W	Dallas Cowboys	AT&T Stadium	77,922	Ind.	Osweller	Weeden
	99-37				297,034			

REGULAR SEASON (12-4 overall / 1st AFC West (6-0 Div.) / 8-0 home / 4-4 away)

Day/Date	Score	W/L	Opponent	Location	Attend.	Temp.	Den. QB	Opp. QB
Sun., Sept. 7*	31-24	W	Indianapolis Colts	Sports Authority Field at Mile High	78,939	75°	Manning	Luck
Sun., Sept. 14	24-17	W	Kansas City Chiefs	Sports Authority Field at Mile High	78,900	85°	Manning	Smith
Sun., Sept. 21	20-26	L	Seattle Seahawks (OT)	CenturyLink Field	68,447	70°	Manning	Wilson
Sun., Oct. 5	41-20	W	Arizona Cardinals	Sports Authority Field at Mile High	76,895	71°	Manning	Stanton
Sun., Oct. 12	31-17	W	New York Jets	MetLife Stadium	78,160	61°	Manning	Smith
Sun., Oct. 19*	42-17	W	San Francisco 49ers	Sports Authority Field at Mile High	77,047	67°	Manning	Kaepernick
Thu., Oct. 23*	35-21	W	San Diego Chargers	Sports Authority Field at Mile High	76,907	68°	Manning	Rivers
Sun., Nov. 2	21-43	L	New England Patriots	Gillette Stadium	68,556	25°	Manning	Brady
Sun., Nov. 9	41-17	W	Oakland Raiders	O.co Coliseum	54,803	68°	Manning	Carr
Sun., Nov. 16	7-22	L	St. Louis Rams	Edward Jones Dome	59,401	Ind.	Manning	Hill
Sun., Nov. 23	39-36	W	Miami Dolphins	Sports Authority Field at Mile High	76,987	39°	Manning	Tannehill
Sun., Nov. 30*	29-16	W	Kansas City Chiefs	Arrowhead Stadium	76,894	27°	Manning	Smith
Sun., Dec. 7	24-17	W	Buffalo Bills	Sports Authority Field at Mile High	76,913	63°	Manning	Orton
Sun., Dec. 14	22-10	W	San Diego Chargers	Qualcomm Stadium	68,682	64°	Manning	Rivers
Mon., Dec. 22*	28-37	L	Cincinnati Bengals	Paul Brown Stadium	66,617	47°	Manning	Dalton
Sun., Dec. 28	47-14	W	Oakland Raiders	Sports Authority Field at Mile High	76,929	40°	Manning	Carr
(Bye Sept. 28)	482-354				1,156,767			

2014 AFC DIVISIONAL PLAYOFF GAME

Sun., Jan. 11	13-24	L	Indianapolis Colts	Sports Authority Field at Mile High	76,867	40°	Manning	Luck
---------------	-------	---	--------------------	-------------------------------------	--------	-----	---------	------

DID YOU KNOW?

Since the Broncos played in their first Super Bowl during the 1977 season, only New England has reached the title game more times (11) than Denver (8).

2015

HEAD COACH: Gary Kubiak

PRESEASON (3-1)

Day/Date	Score	W/L	Opponent	Location	Attend.	Temp.	Den. QB	Opp. QB
Fri., Aug. 14*	22-20	W	Seattle Seahawks	CenturyLink Field	68,677	63°	Osweller	Wilson
Sat., Aug. 22*	14-10	W	Houston Texans	NRG Stadium	71,533	89°	Manning	Mallett
Sat., Aug. 29*	19-12	W	San Francisco 49ers	Sports Authority Field at Mile High	76,149	84°	Manning	Kaepernick
Thu., Sept. 3*	20-22	L	Arizona Cardinals	Sports Authority Field at Mile High	75,032	65°	Osweller	Sims
	75-64				291,391			

REGULAR SEASON (12-4 overall / 1st AFC West (4-2 Div.) / 6-2 home / 6-2 away)

Day/Date	Score	W/L	Opponent	Location	Attend.	Temp.	Den. QB	Opp. QB
Sun., Sept. 13	19-13	W	Baltimore Ravens	Sports Authority Field at Mile High	76,798	88°	Manning	Flacco
Thu., Sept. 17*	31-24	W	Kansas City Chiefs	Arrowhead Stadium	76,404	87°	Manning	Smith
Sun., Sept. 27*	24-12	W	Detroit Lions	Ford Field	62,920	Ind.	Manning	Stafford
Sun., Oct. 4	23-20	W	Minnesota Vikings	Sports Authority Field at Mile High	77,029	60°	Manning	Carr
Sun., Oct. 11	16-10	W	Oakland Raiders	O.co Coliseum	54,500	72°	Manning	Bridgewater
Sun., Oct. 18	26-23	W	Cleveland Browns (OT)	FirstEnergy Stadium	67,431	47°	Manning	McCown
Sun., Nov. 1*	29-10	W	Green Bay Packers	Sports Authority Field at Mile High	77,075	61°	Manning	Rodgers
Sun., Nov. 8	24-27	L	Indianapolis Colts	Lucas Oil Stadium	66,894	54°	Manning	Luck
Sun., Nov. 15	13-29	L	Kansas City Chiefs	Sports Authority Field at Mile High	76,973	64°	Manning	Smith
Sun., Nov. 22	17-15	W	Chicago Bears	Soldier Field	62,483	29°	Osweller	Cutler
Sun., Nov. 29*	30-24	W	New England Patriots (OT)	Sports Authority Field at Mile High	76,970	23°	Osweller	Brady
Sun., Dec. 6	17-3	W	San Diego Chargers	Qualcomm Stadium	68,631	78°	Osweller	Rivers
Sun., Dec. 13	12-15	L	Oakland Raiders	Sports Authority Field at Mile High	76,824	45°	Osweller	Carr
Sun., Dec. 20	27-34	L	Pittsburgh Steelers	Heinz Field	67,234	41°	Osweller	Roethlisberger
Mon., Dec. 28*	20-17	W	Cincinnati Bengals (OT)	Sports Authority Field at Mile High	76,866	16°	Osweller	McCarron
Sun., Jan. 3	27-20	W	San Diego Chargers	Sports Authority Field at Mile High	76,844	50°	Osweller	Rivers
(Bye Oct. 25)	355-296				1,141,878			

2015 AFC DIVISIONAL PLAYOFF GAME

Sun., Jan. 17	23-16	W	Pittsburgh Steelers	Sports Authority Field at Mile High	76,956	43°	Manning	Roethlisberger
---------------	-------	---	---------------------	-------------------------------------	--------	-----	---------	----------------

2015 AFC CHAMPIONSHIP GAME

Sun., Jan. 24	20-18	W	New England Patriots	Sports Authority Field at Mile High	77,112	46°	Manning	Brady
---------------	-------	---	----------------------	-------------------------------------	--------	-----	---------	-------

SUPER BOWL 50

Sun., Feb. 7	24-10	W	Carolina Panthers	Levi's Stadium	71,088	76°	Manning	Newton
--------------	-------	---	-------------------	----------------	--------	-----	---------	--------

2016

HEAD COACH: Gary Kubiak

PRESEASON (2-2)

Day/Date	Score	W/L	Opponent	Location	Attend.	Temp.	Den. QB	Opp. QB
Thu., Aug. 11*	22-0	W	Chicago Bears	Soldier Field	61,862	88°	Sanchez	Cutler
Sat., Aug. 20*	24-31	L	San Francisco 49ers	Sports Authority Field at Mile High	75,422	73°	Siemian	Gabbert
Sat., Aug. 27*	17-9	W	Los Angeles Rams	Sports Authority Field at Mile High	75,532	78°	Siemian	Keenum
Thu., Sept. 1*	17-38	L	Arizona Cardinals	University of Phoenix Stadium	64,551	Ind.	Lynch	Barkley
	80-78				277,367			

REGULAR SEASON (9-7 overall / 3rd AFC West (2-4 Div.) / 5-3 home / 4-4 away)

Day/Date	Score	W/L	Opponent	Location	Attend.	Temp.	Den. QB	Opp. QB
Thu., Sept. 8*	21-20	W	Carolina Panthers	Sports Authority Field at Mile High	76,843	85°	Siemian	Newton
Sun., Sept. 18	34-20	W	Indianapolis Colts	Sports Authority Field at Mile High	76,379	88°	Siemian	Luck
Sun., Sept. 25	29-17	W	Cincinnati Bengals	Paul Brown Stadium	63,850	81°	Siemian	Dalton
Sun., Oct. 2	27-7	W	Tampa Bay Buccaneers	Raymond James Stadium	60,376	88°	Siemian	Winston
Sun., Oct. 9	16-23	L	Atlanta Falcons	Sports Authority Field at Mile High	76,802	72°	Lynch	Ryan
Thu., Oct. 13*	13-21	L	San Diego Chargers	Qualcomm Stadium	58,904	70°	Siemian	Rivers
Mon., Oct. 24*	27-9	W	Houston Texans	Sports Authority Field at Mile High	76,865	71°	Siemian	Osweller
Sun., Oct. 30	27-19	W	San Diego Chargers	Sports Authority Field at Mile High	76,756	76°	Siemian	Rivers
Sun., Nov. 6*	20-30	L	Oakland Raiders	Oakland-Alameda County Coliseum	54,957	65°	Siemian	Carr
Sun., Nov. 13	25-23	W	New Orleans Saints	Mercedes-Benz Superdome	73,138	Ind.	Siemian	Brees
Sun., Nov. 27*	27-30	L	Kansas City Chiefs (OT)	Sports Authority Field at Mile High	76,819	44°	Siemian	Smith
Sun., Dec. 4	20-10	W	Jacksonville Jaguars	EverBank Field	63,075	70°	Lynch	Bortles
Sun., Dec. 11	10-13	L	Tennessee Titans	Nissan Stadium	68,780	50°	Siemian	Mariota
Sun., Dec. 18	3-16	L	New England Patriots	Sports Authority Field at Mile High	76,893	18°	Siemian	Brady
Sun., Dec. 25*	10-33	L	Kansas City Chiefs	Arrowhead Stadium	76,671	53°	Siemian	Smith
Sun., Jan. 1	24-6	W	Oakland Raiders	Sports Authority Field at Mile High	76,836	45°	Siemian	McClain
(Bye Nov. 20)	333-297				1,133,943			

2017

HEAD COACH: Vance Joseph

PRESEASON (4-0)

Day/Date	Score	W/L	Opponent	Location	Attend.	Temp.	Den. QB	Opp. QB
Thu., Aug. 10*	24-17	W	Chicago Bears	Soldier Field	60,924	81°	Siemian	Glennon
Sat., Aug. 19*	33-14	W	San Francisco 49ers	Levi's Stadium	62,283	76°	Lynch	Hoyer
Sat., Aug. 26*	20-17	W	Green Bay Packers	Sports Authority Field at Mile High	76,438	86°	Siemian	Rodgers
Thu., Aug. 31*	30-2	W	Arizona Cardinals	Sports Authority Field at Mile High	75,347	75°	Osweller	Gabbert
	107-50				277,367			

REGULAR SEASON (15-11 overall / 4th AFC West (2-4 Div.) / 4-4 home / 1-7 away)

Day/Date	Score	W/L	Opponent	Location	Attend.	Temp.	Den. QB	Opp. QB
Mon. Sept. 11*	24-21	W	Los Angeles Chargers	Sports Authority Field at Mile High	78,324	73°	Siemian	Rivers
Sun., Sept. 17	42-17	W	Dallas Cowboys	Sports Authority Field at Mile High	76,919	72°	Siemian	Prescott
Sun., Sept. 24	16-26	L	Buffalo Bills	New Era Field	68,865	83°	Siemian	Taylor
Sun., Oct. 1	16-10	W	Oakland Raiders	Sports Authority Field at Mile High	76,909	72°	Siemian	Carr
Sun., Oct. 15*	10-23	L	New York Giants	Sports Authority Field at Mile High	76,721	61°	Siemian	Manning
Sun., Oct. 22	0-21	L	Los Angeles Chargers	StubHub Center	25,388	90°	Siemian	Rivers
Mon., Oct. 30*	19-29	L	Kansas City Chiefs	Arrowhead Stadium	76,573	44°	Siemian	Smith
Sun., Nov. 5	12-51	L	Philadelphia Eagles	Lincoln Financial Field	69,596	61°	Osweller	Wentz
Sun., Nov. 12*	16-41	L	New England Patriots	Sports Authority Field at Mile High	76,820	48°	Osweller	Brady
Sun., Nov. 19	17-20	L	Cincinnati Bengals	Sports Authority Field at Mile High	75,707	60°	Osweller	Dalton
Sun., Nov. 26	14-21	L	Oakland Raiders	Oakland-Alameda County Coliseum	53,930	61°	Siemian	Carr
Sun., Dec. 3	9-35	L	Miami Dolphins	Hard Rock Stadium	65,092	80°	Siemian	McCown
Sun., Dec. 10	23-0	W	New York Jets	Sports Authority Field at Mile High	75,518	60°	Siemian	McCown
Thu., Dec. 14*	25-13	W	Indianapolis Colts	Lucas Oil Stadium	63,411	Ind.	Siemian	Brissett
Sun., Dec. 24	11-27	L	Washington Redskins	FedExField	72,889	43°	Osweller	Cousins
Sun., Dec. 31	24-27	L	Kansas City Chiefs	Sports Authority Field at Mile High	75,928	17°	Lynch	Mahomes
(Bye Oct. 8)	289-382				1,106,590			

2018

HEAD COACH: Vance Joseph

PRESEASON (2-2)

Day/Date	Score	W/L	Opponent	Location	Attend.	Temp.	Den. QB	Opp. QB
Sat., Aug. 11*	28-42	L	Minnesota Vikings	Broncos Stadium at Mile High	75,530	90°	Keenum	Cousins
Sat., Aug. 18*	23-24	L	Chicago Bears	Broncos Stadium at Mile High	75,809	76°	Keenum	Trubisky
Frid., Aug. 24*	29-17	W	Washington Redskins	FedEx Field	43,119	77°	Keenum	Smith
Thu., Aug. 30*	21-10	W	Arizona Cardinals	University of Phoenix Stadium	61,661	Ind	Kelly	Glennon
	101-93				256,119			

REGULAR SEASON (6-10 overall / 3rd AFC West (2-4 Div.) / 3-5 home / 3-5 away)

Day/Date	Score	W/L	Opponent	Location	Attend.	Temp.	Den. QB	Opp. QB
Sun., Sept. 9	27-24	W	Seattle Seahawks	Broncos Stadium at Mile High	76,761	84°	Keenum	Wilson
Sun., Sept. 16	20-19	W	Oakland Raiders	Broncos Stadium at Mile High	76,696	92°	Keenum	Carr
Sun., Sept. 23	14-27	L	Baltimore Ravens	M&T Bank Stadium	70,165	61°	Keenum	Flacco
Mon., Oct. 1*	23-27	L	Kansas City Chiefs	Broncos Stadium at Mile High	76,656	65°	Keenum	Mahomes
Sun., Oct. 7	16-34	L	New York Jets	MetLife Stadium	77,982	77°	Keenum	Darnold
Sun., Oct. 14	20-23	L	Los Angeles Rams	Broncos Stadium at Mile High	76,109	25°	Keenum	Goff
Thur., Oct. 18*	45-10	W	Arizona Cardinals	State Farm Stadium	62,359	82°	Keenum	Rosen
Sun., Oct. 28	23-30	L	Kansas City Chiefs	Arrowhead Stadium	77,103	56°	Keenum	Mahomes
Sun., Nov. 4	17-19	L	Houston Texans	Broncos Stadium at Mile High	76,270	53°	Keenum	Watson
Sun., Nov. 18	23-22	W	Los Angeles Chargers	StubHub Center	25,462	69°	Keenum	Rivers
Sun., Nov. 25	24-17	W	Pittsburgh Steelers	Broncos Stadium at Mile High	76,536	41°	Keenum	Roethlisberger
Sun., Dec. 2	14-20	W	Cincinnati Bengals	Paul Brown Stadium	44,392	63°	Keenum	Driskel
Sun., Dec. 9	14-20	L	San Francisco 49ers	Levi's Stadium	69,449	63°	Keenum	Mullens
Sat., Dec. 15*	16-17	L	Cleveland Browns	Broncos Stadium at Mile High	76,596	46°	Keenum	Mayfield
Mon., Dec. 24*	14-27	L	Oakland Raiders	Oakland Coliseum	53,850	58°	Keenum	Carr
Sun., Dec. 30	9-23	L	Los Angeles Chargers	Broncos Stadium at Mile High	75,947	51°	Keenum	Rivers
(Bye Nov. 11)	329-349				1,092,333			

2019

HEAD COACH: Vic Fangio

PRESEASON (2-3)

Day/Date	Score	W/L	Opponent	Location	Attend.	Temp.	Den. QB	Opp. QB
Thu., Aug. 1*	14-10	W	Atlanta Falcons	Tom Benson Hall of Fame Stadium	20,802	79°	Hogan	Schaub
Thu., Aug. 8	14-22	L	Seattle Seahawks	CenturyLink Field	68,295	68°	Flacco	Smith
Mon., Aug. 19	15-24	L	San Francisco 49ers	Broncos Stadium at Mile High	72,679	95°	Flacco	Garoppolo
Sat., Aug. 24	6-10	L	Los Angeles Rams	Los Angeles Memorial Coliseum	66,899	83°	Hogan	Allen
Thu., Aug. 29*	20-7	W	Arizona Cardinals	Broncos Stadium at Mile High	72,328	81°	Hogan	Hundley
	69-73				301,003			

REGULAR SEASON (7-9 overall / 2nd AFC West (3-3 Div.) / 5-3 home / 2-6 away)

Day/Date	Score	W/L	Opponent	Location	Attend.	Temp.	Den. QB	Opp. QB
Mon., Sept. 9	16-24	L	Oakland Raiders	Oakland-Alameda County Coliseum	52,359	68°	Flacco	Carr
Sun., Sept. 15	14-16	L	Chicago Bears	Empower Field at Mile High	76,885	87°	Flacco	Trubisky
Sun., Sept. 22	16-27	L	Green Bay Packers	Lambeau Field	78,078	69°	Flacco	Rodgers
Sun., Sept. 29	24-26	L	Jacksonville Jaguars	Empower Field at Mile High	76,219	87°	Flacco	Minshew
Sun., Oct. 6*	20-13	W	Los Angeles Chargers	Dignity Health Sports Park	25,357	85°	Flacco	Rivers
Sun., Oct. 13*	16-0	W	Tennessee Titans	Empower Field at Mile High	75,815	69°	Flacco	Mariota
Thur., Oct. 17	6-30	L	Kansas City Chiefs	Empower Field at Mile High	76,748	75°	Flacco	Mahomes
Sun., Oct. 27	13-15	L	Indianapolis Colts	Lucas Oil Stadium	61,653	55°	Flacco	Brissett
Sun., Nov. 3*	24-19	W	Cleveland Browns	Empower Field at Mile High	76,743	55°	Allen	Mayfield
Sun., Nov. 17	23-27	L	Minnesota Vikings	U.S. Bank Stadium	66,883	Ind.	Allen	Cousins
Sun., Nov. 24	3-20	L	Buffalo Bills	New Era Field	67,338	40°	Allen	Allen
Sun., Dec. 1*	23-20	W	Los Angeles Chargers	Empower Field at Mile High	74,638	33°	Lock	Rivers
Sun., Dec. 8*	38-24	W	Houston Texans	NRG Stadium	71,769	Ind.	Lock	Watson
Sun., Dec. 15*	3-23	L	Kansas City Chiefs	Arrowhead Stadium	73,257	24°	Lock	Mahomes
Mon., Dec. 22*	27-17	W	Detroit Lions	Empower Field at Mile High	74,115	67°	Lock	Blough
Sun., Dec. 29*	16-15	W	Oakland Raiders	Empower Field at Mile High	76,334	31°	Lock	Carr
(Bye Nov. 10)	282-316				1,104,191			

DID YOU KNOW?

Since 1984, the Broncos have played in the fifth-most playoff games (36) among all NFL teams, producing a record of 21-15 (.583) in those matchups.

2020

HEAD COACH: Vic Fangio

PRESEASON

-The 2020 Preseason was canceled due to the COVID-19 pandemic -

REGULAR SEASON (5-11 overall / 4th AFC West (1-5 Div.) / 2-6 home / 3-5 away)

Day/Date	Score	W/L	Opponent	Location	Attend.	Temp.	Den. QB	Opp. QB
Mon., Sept. 14	14-16	L	Tennessee Titans	Empower Field at Mile High	0	79°	Lock	Tannehill
Sun., Sept. 20	21-26	L	Pittsburgh Steelers	Heinz Field	0	64°	Lock	Roethlisberger
Sun., Sept. 27	10-28	L	Tampa Bay Buccaneers	Empower Field at Mile High	5,226	55°	Driskel	Brady
Thu., Oct. 1	37-28	W	New York Jets	MetLife Stadium	0	64°	Rypien	Darnold
Sun., Oct. 18	18-12	W	New England Patriots	Gillette Stadium	0	58°	Lock	Newton
Sun., Oct. 25	16-43	L	Kansas City Chiefs	Empower Field at Mile High	5,314	14°	Lock	Mahomes
Sun., Nov. 1	31-30	W	Los Angeles Chargers	Empower Field at Mile High	5,231	64°	Lock	Herbert
Sun., Nov. 8	27-34	L	Atlanta Falcons	Mercedes-Benz Stadium	7,665	Ind.	Lock	Ryan
Sun., Nov. 15	12-37	L	Las Vegas Raiders	Allegiant Stadium	0	Ind.	Lock	Carr
Sun., Nov. 22	20-13	W	Miami Dolphins	Empower Field at Mile High	5,351	45°	Lock	Tagovailoa
Sun., Nov. 29	3-31	L	New Orleans Saints	Empower Field at Mile High	200	38°	Hinton*	Hill
Sun., Dec. 6	16-22	L	Kansas City Chiefs	Arrowhead Stadium	12,578	41°	Lock	Mahomes
Sun., Dec. 13	32-27	W	Carolina Panthers	Bank of America Stadium	5,765	70°	Lock	Bridgewater
Sun., Dec. 27	19-48	L	Buffalo Bills	Empower Field at Mile High	0	47°	Lock	Allen
Sun., Dec. 29*	16-19	L	Los Angeles Chargers	SoFi Stadium	0	61°	Lock	Herbert
Sun., Jan. 3	31-32	L	Las Vegas Raiders	Empower Field at Mile High	0	53°	Lock	Carr
(Bye Nov. 11)	323-446				41,904			

*Kendall Hinton threw all of team's passes at quarterback but did not start; RB Phillip Lindsay received opening snap in wildcat formation

2021

HEAD COACH: Vic Fangio

PRESEASON (3-0)

Day/Date	Score	W/L	Opponent	Location	Attend.	Temp.	Den. QB	Opp. QB
Sat., Aug. 14	33-6	W	Minnesota Vikings	U.S. Bank Stadium	66,028	Ind.	Lock	Browning
Sat., Aug. 21	30-3	W	Seattle Seahawks	Lumen Field	68,027	67°	Bridgewater	McGough
Sat., Aug. 28	17-12	W	Los Angeles Rams	Empower Field at Mile High	71,974	84°	Bridgewater	Perkins
	80-21				206,029			

REGULAR SEASON (7-10 overall / 4th AFC West (1-5 Div.) / 4-5 home / 3-5 away)

Day/Date	Score	W/L	Opponent	Location	Attend.	Temp.	Den. QB	Opp. QB
Sun., Sept. 12	27-13	W	New York Giants	MetLife Stadium	74,119	82°	Bridgewater	Jones
Sun., Sept. 19	23-13	W	Jacksonville Jaguars	TIAA Bank Field	58,461	78°	Bridgewater	Lawrence
Sun., Sept. 26	26-0	W	New York Jets	Empower Field at Mile High	75,882	85°	Bridgewater	Wilson
Sun., Oct. 3	7-23	L	Baltimore Ravens	Empower Field at Mile High	76,490	76°	Bridgewater	Jackson
Sun., Oct. 10	19-27	L	Pittsburgh Steelers	Heinz Field	58,841	73°	Bridgewater	Roethlisberger
Sun., Oct. 17	24-34	L	Las Vegas Raiders	Empower Field at Mile High	76,854	69°	Bridgewater	Carr
Thu., Oct. 21*	14-17	L	Cleveland Browns	FirstEnergy Stadium	67,431	61°	Bridgewater	Keenum
Sun., Oct. 31	17-10	W	Washington Football Team	Empower Field at Mile High	75,973	40°	Bridgewater	Heinicke
Sun., Nov. 7	30-16	W	Dallas Cowboys	AT&T Stadium	93,503	Ind.	Bridgewater	Prescott
Sun., Nov. 14	13-30	L	Philadelphia Eagles	Empower Field at Mile High	76,766	65°	Bridgewater	Hurts
Sun., Nov. 28	28-13	W	Los Angeles Chargers	Empower Field at Mile High	75,807	66°	Bridgewater	Herbert
Sun., Dec. 5*	9-22	L	Kansas City Chiefs	Arrowhead Stadium	73,185	55°	Bridgewater	Mahomes
Sun., Dec. 12	38-10	W	Detroit Lions	Empower Field at Mile High	76,211	61°	Bridgewater	Goff
Sun., Dec. 19	10-15	L	Cincinnati Bengals	Empower Field at Mile High	76,134	61°	Bridgewater	Burrow
Sun., Dec. 26	13-17	L	Las Vegas Raiders	Allegiant Stadium	60,972	Ind.	Lock	Carr
Sun., Jan. 2	13-34	L	Los Angeles Chargers	SoFi Stadium	70,240	62°	Lock	Herbert
Sat., Jan. 8	24-28	L	Kansas City Chiefs	Empower Field at Mile High	76,012	44°	Lock	Mahomes
(Bye Nov. 21)	335-322				1,243,881			

DID YOU KNOW?

Denver has been one of the best teams at home in the regular-season since the 1970 NFL-AFL merger, posting the second-most home wins (272) and third-highest winning percentage (.676) among all NFL teams in that span.

SERIES RECORDS VS. OPPONENTS

ARIZONA CARDINALS

Reg. Season: (9-1-1 / .864)
 Home (5-0) / Away (4-1-1)
 1973 (11/4) —Denver 17, @St. Louis 17 (T)
 1977 (9/18) —@Denver 7, St. Louis 0
 1989 (12/16) —Denver 37, @Phoenix 0
 1991 (12/15) —@Denver 24, Phoenix 19
 1995 (11/5) —@Denver 38, Arizona 6
 2001 (9/23) —Denver 33, @Arizona 17
 2002 (12/29) —@Denver 37, Arizona 7
 2006 (12/17) —Denver 37, @Arizona 20
 2010 (12/12) —@Arizona 43, Denver 13
 2014 (10/5) —@Denver 41, Arizona 20
 2015 (10/19) —Denver 45, @Arizona 10
RS Pts. —DEN 334, ARI 159
Franchise known as Phoenix before 1994 and in St. Louis before 1988



ATLANTA FALCONS

Reg. Season: (8-7-0 / .533)
 Home (4-3) / Away (4-4)
 Postseason: (1-0 / 1.000)
Home (0-0) / Away (0-0) / S.B. (1-0)
 1970 (10/18) —@Denver 24, Atlanta 10
 1972 (11/26) —@Atlanta 23, Denver 20
 1975 (11/23) —@Atlanta 35, Denver 21
 1979 (9/16) —Denver 20, @Atlanta 17 (OT)
 1982 (12/5) —Atlanta 34, @Denver 27
 1985 (9/22) —Denver 44, @Atlanta 28
 1988 (10/16) —@Denver 30, Atlanta 14
 1994 (11/20) —@Denver 32, Atlanta 28
 1997 (9/25) —@Denver 29, @Atlanta 21
1998 (9/31) —Denver 34, Atlanta 19#
 2000 (9/10) —@Denver 42, Atlanta 14
 2004 (10/31) —Atlanta 41, @Denver 28
 2008 (11/16) —Denver 24, @Atlanta 20
 2012 (9/17) —@Atlanta 27, Denver 21
 2016 (10/18) —Atlanta 23, @Denver 16
 2020 (11/4) —Atlanta 34, Denver 27
RS Pts. —DEN 405, ATL 369
PS Pts. —DEN 34, ATL 19
#Super Bowl



BALTIMORE RAUVENS

Reg. Season: (6-7-0 / .462)
 Home (5-2-0) / Away (1-5)
 Postseason: (0-2 / .000)
Home (0-1) / Away (0-1)
 1996 (10/20) —@Denver 45, Baltimore 34
2000 (12/31) —@Baltimore 33, Denver 3*
 2001 (9/30) —Baltimore 20, @Denver 13
 2002 (9/30) —@Baltimore 34, Denver 13
 2003 (10/26) —@Baltimore 26, Denver 6
 2005 (12/11) —@Denver 12, Baltimore 10
 2006 (10/9) —@Denver 13, Baltimore 3
 2009 (11/1) —@Baltimore 30, Denver 7
 2010 (10/10) —@Baltimore 31, Denver 17
 2012 (12/16) —Denver 34, @Baltimore 17
2012 (1/12) —Baltimore 38, @Denver 35 (OT)**
 2013 (9/5) —@Denver 49, Baltimore 27
 2015 (9/13) —@Denver 19, Baltimore 13
 2018 (9/23) —@Baltimore 38, Denver 14
 2021 (10/3) —Baltimore 23, @Denver 7
RS Pts. —DEN 259, BAL 295
PS Pts. —DEN 38, BAL 59
***AFC Wild Card Playoff Game
 AFC Divisional Playoff Game



BUFFALO BILLS

Reg. Season: (16-22-1 / .423)
 Home (5-8-7) / Away (11-14)
 Postseason: (0-1 / .000)
Home (0-0) / Away (0-1)
 1960 (9/18) —Denver 27, @Buffalo 21
 1960 (11/27) —@Denver 38, Buffalo 38 (T)
 1961 (9/10) —Denver 22, @Buffalo 10
 1961 (11/19) —Buffalo 23, @Denver 10
 1962 (9/15) —Denver 23, @Buffalo 20
 1962 (10/28) —Buffalo 45, @Denver 38
 1963 (11/6) —Buffalo 30, @Denver 28
 1963 (11/9) —@Buffalo 27, Denver 17
 1964 (9/20) —@Buffalo 30, Denver 13
 1964 (12/13) —Buffalo 30, @Denver 19
 1965 (9/19) —Buffalo 30, @Denver 15
 1965 (10/24) —@Buffalo 31, Denver 13
 1966 (12/18) —@Buffalo 38, Denver 14
 1967 (10/8) —Buffalo 17, @Denver 16
 1967 (11/19) —Denver 21, @Buffalo 20
 1968 (11/24) —@Denver 34, Buffalo 32
 1969 (9/28) —@Buffalo 41, Denver 28
 1970 (9/20) —Denver 25, @Buffalo 10
 1975 (10/6) —@Denver 28, @Buffalo 14
 1977 (9/25) —@Denver 26, Buffalo 6
 1979 (12/2) —Denver 19, @Buffalo 16
 1981 (10/25) —@Buffalo 9, Denver 7
 1984 (10/21) —Denver 37, @Buffalo 7
 1987 (11/8) —@Buffalo 21, Denver 14
 1988 (9/13) —@Denver 31, Denver 13
 1990 (9/30) —@Buffalo 29, Denver 28
1991 (1/12) —Buffalo 10, Denver 7***
 1992 (12/12) —@Buffalo 27, Denver 17
 1994 (9/26) —@Buffalo 27, Denver 20



1995 (9/3) —@Denver 22, Buffalo 7
 1997 (10/26) —Denver 23, @Buffalo 20 (OT)
 2002 (9/22) —@Denver 28, Buffalo 23
 2005 (12/17) —Denver 28, @Buffalo 17
 2007 (9/9) —Denver 15, @Buffalo 14
 2008 (12/21) —Buffalo 30, @Denver 23
 2011 (12/24) —@Buffalo 40, Denver 10
 2014 (12/7) —@Denver 24, Buffalo 17
 2017 (9/24) —@Buffalo 26, Denver 16
 2019 (11/24) —@Buffalo 20, Denver 3
 2020 (12/19) —Buffalo 48, @Denver 19
RS Pts. —DEN 832, BUF 949
PS Pts. —DEN 7, BUF 10
****AFC Championship Game**

CAROLINA PANTHERS

Reg. Season: (5-1-0 / .833)
 Home (3-0) / Away (2-1)
 Postseason: (1-0 / 1.000)
Home (0-0) / Away (0-0) / S.B. (1-0)
 1997 (11/9) —@Denver 34, Carolina 0
 2004 (10/10) —@Denver 20, Carolina 17
 2008 (12/14) —@Carolina 30, Denver 10
 2010 (12/11) —@Denver 36, @Carolina 14
2015 (2/17) —Denver 24, Carolina 10#
 2016 (9/8) —@Denver 21, Carolina 20
 2020 (12/13) —Denver 32, @Carolina 27
RS Pts. —DEN 152, CAR 108
PS Pts. —DEN 24, CAR 10
#Super Bowl



CHICAGO BEARS

Reg. Season: (8-8-0 / .500)
 Home (5-4) / Away (3-4)
 1971 (12/5) —@Denver 6, Chicago 3
 1973 (9/30) —Chicago 33, @Denver 14
 1976 (12/12) —Chicago 21, @Chicago 14
 1978 (10/16) —@Denver 16, Chicago 7
 1981 (12/20) —@Chicago 35, Denver 14
 1983 (10/2) —@Chicago 31, Denver 14
 1984 (9/9) —@Chicago 27, Denver 0
 1987 (11/18) —@Denver 31, Chicago 14
 1990 (9/2) —Chicago 16, @Denver 13 (OT)
 1993 (12/18) —Denver 13, @Chicago 3
 1996 (11/10) —@Denver 17, Chicago 12
 2003 (11/23) —Chicago 19, @Denver 10
 2007 (11/25) —@Chicago 37, Denver 34 (OT)
 2011 (12/11) —@Denver 13, Chicago 10 (OT)
 2015 (11/22) —Denver 17, @Chicago 15
 2019 (9/15) —Chicago 16, @Denver 14
RS Pts. —DEN 264, CHI 307



CINCINNATI BENGALS

Reg. Season: (22-11-0 / .667)
 Home (13-4) / Away (9-7)
 1968 (9/15) —@Cincinnati 24, Denver 10
 1968 (10/6) —@Denver 10, Cincinnati 7
 1969 (10/19) —Denver 30, @Cincinnati 23
 1969 (12/14) —@Denver 27, Cincinnati 18
 1971 (11/4) —Cincinnati 24, @Denver 10
 1972 (10/8) —@Cincinnati 21, Denver 10
 1973 (9/16) —@Denver 28, Cincinnati 10
 1975 (11/9) —Cincinnati 17, @Denver 16
 1976 (9/12) —@Cincinnati 17, Denver 7
 1977 (10/23) —Denver 24, @Cincinnati 13
 1994 (11/27) —@Denver 15, Cincinnati 13
 1981 (11/22) —@Cincinnati 38, Denver 21
 1983 (10/16) —@Denver 24, Cincinnati 17
 1984 (9/2) —@Denver 20, Cincinnati 17
 1986 (11/30) —@Denver 34, Cincinnati 28
 1991 (9/1) —@Denver 45, Cincinnati 14
 1994 (11/27) —@Denver 15, Cincinnati 13
 1996 (9/29) —Denver 14, @Cincinnati 10
 1997 (9/21) —Denver 38, Cincinnati 20
 1998 (11/1) —Denver 33, @Cincinnati 26
 2000 (10/22) —@Cincinnati 31, Denver 21
 2003 (9/7) —Denver 30, @Cincinnati 11
 2005 (10/26) —@Cincinnati 23, Denver 10
 2006 (12/24) —@Denver 24, Cincinnati 23
 2009 (9/13) —Denver 12, @Cincinnati 7
 2011 (9/18) —@Denver 24, Cincinnati 22
 2012 (11/4) —Denver 31, @Cincinnati 23
 2014 (12/22) —@Cincinnati 37, Denver 28
 2015 (12/28) —@Denver 20, Cincinnati 17 (OT)
 2016 (9/25) —Denver 29, @Cincinnati 17
 2017 (11/19) —Cincinnati 20, @Denver 17
 2018 (12/2) —Denver 24, @Cincinnati 10
 2021 (12/19) —Cincinnati 15, @Denver 10
RS Pts. —DEN 706, CIN 610



CLEVELAND BROWNS

Reg. Season: (21-7-0 / .750)
 Home (11-4) / Away (10-3)
 Postseason: (3-0 / 1.000)
Home (2-0) / Away (1-0)
 1970 (12/20) —Cleveland 27, @Denver 13
 1971 (10/24) —Denver 21, @Cleveland 0
 1972 (10/29) —@Cleveland 27, Denver 10
 1974 (10/27) —@Cleveland 23, Denver 21
 1975 (10/19) —@Denver 16, Cleveland 15
 1976 (9/26) —@Denver 44, Cleveland 13
 1978 (11/12) —Denver 19, @Cleveland 7



1980 (10/5) —Denver 19, @Cleveland 16
 1981 (11/1) —@Denver 23, Cleveland 20 (OT)
 1983 (12/4) —@Denver 27, Cleveland 6
 1984 (9/16) —Denver 24, @Cleveland 14
1986 (1/11) —Denver 23, @Cleveland 20 (OT)***
1987 (1/17) —@Denver 38, Cleveland 33***
 1988 (11/13) —@Denver 30, Cleveland 7
 1990 (10/14) —@Cleveland 16, Denver 13
1989 (1/14) —@Denver 37, Cleveland 21***
 1990 (10/8) —Cleveland 30, @Denver 29
 1991 (12/8) —Denver 17, @Cleveland 7
 1992 (9/27) —Denver 12, @Cleveland 0
 1993 (11/7) —Denver 29, @Cleveland 14
 1994 (10/30) —@Denver 26, Cleveland 14
 2000 (10/15) —@Denver 44, Cleveland 10
 2003 (12/14) —@Denver 23, Cleveland 20 (OT)
 2006 (10/22) —Denver 17, @Cleveland 7
 2008 (11/6) —Denver 34, @Cleveland 30
 2009 (9/20) —@Denver 27, Cleveland 6
 2012 (12/23) —@Denver 34, Cleveland 12
 2015 (10/18) —Denver 26, @Cleveland 23 (OT)
 2018 (11/15) —Cleveland 17, @Denver 16
 2019 (12/3) —@Denver 24, Cleveland 19
 2021 (10/21) —@Cleveland 17, Denver 14
RS Pts. —DEN 114, CLE 417
PS Pts. —DEN 98, CLE 74
*****AFC Championship Game**

DALLAS COWBOYS

Reg. Season: (9-4-0 / .692)
 Home (5-2) / Away (4-2)
 Postseason: (0-1 / .000)
Home (0-0) / Away (0-0) / S.B. (0-1)
 1973 (12/2) —Dallas 22, @Denver 10
 1977 (12/18) —@Dallas 14, Denver 6
1977 (1/15) —Dallas 27, Denver 10#
 1980 (9/14) —@Denver 41, Dallas 20
 1985 (10/5) —@Denver 29, Dallas 14
 1992 (12/6) —Dallas 31, @Denver 27
 1995 (10/9) —@Dallas 31, Denver 21
 1998 (9/13) —@Denver 42, Dallas 23
 2001 (11/22) —Denver 26, @Dallas 24
 2005 (11/24) —Denver 24, @Dallas 21
 2009 (10/4) —@Denver 41, Dallas 10
 2013 (10/6) —Denver 51, @Dallas 48
 2017 (9/17) —@Denver 42, Dallas 17
 2021 (11/7) —Denver 30, @Dallas 16
RS Pts. —DEN 366, DAL 291
PS Pts. —DEN 10, DAL 27
#Super Bowl XI



DETROIT LIONS

Reg. Season: (9-5-0 / .643)
 Home (6-2) / Away (4-3)
 1971 (11/7) —Detroit 24, @Denver 20
 1974 (11/28) —Denver 31, @Detroit 27
 1978 (11/23) —@Detroit 17, Denver 14
 1981 (10/11) —@Denver 27, Detroit 21
 1984 (10/17) —Denver 28, @Detroit 7
 1987 (11/1) —@Denver 34, Detroit 0
 1990 (11/22) —@Denver 27, Detroit 7
 1999 (12/25) —Denver 17, @Detroit 7
 2003 (9/28) —@Denver 20, Denver 16
 2007 (11/4) —@Detroit 44, Denver 7
 2011 (10/30) —Detroit 45, @Denver 10
 2015 (9/27) —Denver 24, @Detroit 12
 2019 (12/22) —@Denver 27, Detroit 17
 2021 (12/12) —@Denver 38, Detroit 10
RS Pts. —DEN 324, DET 287



GREEN BAY PACKERS

Reg. Season: (6-1-1 / .464)
 Home (6-1) / Away (0-6-1)
 Postseason: (1-0 / 1.000)
Home (0-0) / Away (0-0) / S.B. (1-0)
 1971 (9/26) —@Green Bay 34, Denver 13 (Miw.)
 1975 (9/29) —@Denver 23, Green Bay 13
 1978 (11/19) —@Denver 16, Green Bay 3
 1984 (10/15) —@Denver 17, Green Bay 14
 1987 (9/20) —@Green Bay 17, Denver 17 (Miw.) (T)
 1990 (12/30) —@Denver 22, Green Bay 13
 1993 (10/10) —@Green Bay 30, Denver 27
 1996 (12/8) —@Green Bay 41, Denver 6
1997 (1/25) —Denver 31, Green Bay 24#
 1999 (10/17) —@Denver 31, Green Bay 10
 2003 (12/28) —@Green Bay 31, Denver 3
 2007 (10/29) —Green Bay 19, @Denver 13 (OT)
 2011 (10/2) —@Green Bay 49, Denver 23
 2015 (11/2) —@Denver 29, Green Bay 10
 2019 (9/22) —Green Bay 27, @Denver 16
RS Pts. —DEN 255, GB 311
PS Pts. —DEN 31, GB 24
#Super Bowl XXXII



HOUSTON TEXANS

Reg. Season: (5-3-0 / .625)
 Home (4-2) / Away (1-1)
 2004 (11/7) —@Denver 31, Houston 13
 2007 (12/13) —@Houston 31, Denver 13
 2010 (12/26) —@Denver 24, Houston 23
 2012 (9/23) —Houston 31, @Denver 25



History/Results

2013 (12/22) @Denver 37, @Houston 13
 2016 (10/24) @Denver 27, Houston 9
 2018 (11/4) Houston 19, @Denver 17
 2019 (12/8) Denver 38, @Houston 24
RS Pts. — DEN 212, HOU 163

INDIANAPOLIS COLTS

Reg. Season: (14-11-0 / .560)

Home (6-3) / Away (6-8)

Postseason: (0-3 / .000)

Home (0-1) / Away (0-2)

1974 (11/10) @Denver 17, @Baltimore 6
 1977 (11/27) @Denver 27, Baltimore 13
 1978 (10/22) @Baltimore 7, Denver 6
 1981 (9/20) @Denver 28, Baltimore 10
 1983 (9/11) Denver 17, @Baltimore 10
 1983 (12/11) @Denver 21, Baltimore 19
 1985 (10/13) Denver 15, @Indianapolis 10
 1988 (10/31) @Indianapolis 15, Denver 23
 1989 (10/15) @Denver 14, Indianapolis 3
 1990 (10/21) @Denver 27, @Indianapolis 17
 1983 (10/3) @Denver 35, Indianapolis 13
 2001 (1/6) @Indianapolis 29, Denver 10
 2002 (11/24) Indianapolis 23, @Denver 20 (OT)
 2003 (12/21) Denver 31, @Indianapolis 17
2003 (1/4) @Indianapolis 41, Denver 10*
 2004 (1/2) @Denver 33, Indianapolis 14
2004 (1/9) @Indianapolis 49, Denver 24*
 2006 (10/29) @Indianapolis 34, @Denver 31
 2007 (9/30) @Indianapolis 38, Denver 20
 2009 (12/13) @Indianapolis 28, Denver 16
 2010 (9/26) Indianapolis 27, @Denver 13
 2013 (10/20) @Indianapolis 39, Denver 33
 2014 (9/7) @Denver 31, Indianapolis 24
2014 (1/11) Indianapolis 24, @Denver 13**
 2015 (11/8) @Indianapolis 27, Denver 14
 2016 (9/18) @Denver 34, Indianapolis 20
 2017 (12/14) Denver 25, @Indianapolis 13
 2019 (10/27 Indianapolis 15, Denver 13

RS Pts. — DEN 564, IND 511

PS Pts. — DEN 47, IND 114

***AFC Wild Card Playoff Game**

****AFC Divisional Playoff Game**

Franchise in Baltimore before 1984

JACKSONVILLE JAGUARS

Reg. Season: (6-6-0 / .500)

Home (3-3) / Away (3-3)

Postseason: (1-1 / .500)

Home (1-1) / Away (0-0)

1995 (12/3) @Denver 31, Jacksonville 23
1996 (1/4) Jacksonville 30, @Denver 27**
1997 (12/27) @Denver 42, Jacksonville 17*
 1998 (10/25) @Denver 37, Jacksonville 24
 1999 (12/13) @Jacksonville 27, Denver 24
 2004 (9/19) @Jacksonville 7, Denver 6
 2005 (10/2) Denver 20, @Jacksonville 7
 2007 (9/23) Jacksonville 23, @Denver 14
 2008 (10/12) Jacksonville 24, @Denver 17
 2010 (9/12) @Jacksonville 24, Denver 17
 2013 (10/13) @Denver 35, Jacksonville 19
 2016 (12/4) Denver 20, @Jacksonville 10
 2019 (9/29) Jacksonville 26, @Denver 24
 2021 (9/19) Denver 23, @Jacksonville 13

RS Pts. — DEN 268, JAC 227

PS Pts. — DEN 69, JAC 47

***AFC Wild Card Playoff Game**

****AFC Divisional Playoff Game**

KANSAS CITY CHIEFS

Reg. Season: (54-69-0 / .439)

Home (35-27) / Away (19-42)

Postseason: (1-0 / 1.000)

Home (0-0) / Away (1-0)

1960 (10/30) Dallas 17, @Denver 14
 1960 (11/13) @Dallas 34, Denver 7
 1961 (10/8) Dallas 19, @Denver 12
 1961 (12/10) @Dallas 49, Denver 21
 1962 (11/18) Dallas 24, @Denver 3
 1962 (12/9) @Dallas 17, Denver 10
 1963 (9/7) Kansas City 59, @Denver 7
 1963 (12/8) @Kansas City 52, Denver 21
 1964 (10/11) @Denver 33, Kansas City 27
 1964 (11/1) @Kansas City 49, Denver 39
 1965 (10/10) Kansas City 31, @Denver 23
 1965 (12/19) @Kansas City 45, Denver 35
 1966 (10/8) @Kansas City 37, Denver 10
 1966 (10/23) Kansas City 56, @Denver 9
 1967 (10/29) Kansas City 16, @Denver 7
 1967 (12/17) Kansas City 38, @Denver 24
 1968 (9/22) @Kansas City 34, Denver 2
 1968 (12/14) Kansas City 30, @Denver 7
 1969 (10/5) Kansas City 26, @Denver 13
 1969 (11/27) @Kansas City 31, Denver 17
 1970 (10/4) @Denver 26, Kansas City 13
 1970 (12/6) @Kansas City 16, Denver 0
 1971 (10/3) Kansas City 16, @Denver 3
 1971 (11/21) @Kansas City 28, Denver 10
 1972 (10/1) Kansas City 45, @Denver 24
 1972 (12/3) @Kansas City 24, Denver 21
 1973 (10/7) @Kansas City 16, Denver 14
 1973 (11/25) @Denver 14, Kansas City 10
 1974 (10/6) Denver 17, @Kansas City 14

1974 (11/18) Kansas City 42, @Denver 34
 1975 (9/21) @Denver 37, Kansas City 33
 1975 (10/26) @Kansas City 26, Denver 13
 1976 (10/24) Denver 35, @Kansas City 16
 1976 (12/5) @Denver 17, Kansas City 16
 1977 (10/9) @Denver 23, Kansas City 10
 1977 (11/20) Denver 14, @Kansas City 7
 1978 (9/24) Denver 23, @Kansas City 17 (OT)
 1978 (12/10) @Denver 24, Kansas City 3
 1979 (10/14) Denver 24, @Kansas City 10
 1979 (10/28) @Denver 20, Kansas City 3
 1980 (10/19) Kansas City 23, @Denver 17
 1980 (12/7) @Kansas City 31, Denver 14
 1981 (10/19) @Kansas City 18, Denver 14
 1981 (12/6) @Denver 16, Kansas City 13
 1982 (12/19) Kansas City 37, @Denver 16
 1983 (10/30) @Denver 27, Kansas City 24
 1983 (12/18) @Kansas City 48, Denver 17
 1984 (9/23) @Denver 21, Kansas City 0
 1984 (12/2) @Kansas City 16, Denver 13
 1985 (10/27) Denver 30, @Kansas City 13
 1985 (12/14) @Denver 14, Kansas City 10
 1986 (11/16) @Denver 38, Denver 17
 1986 (12/7) @Kansas City 37, Denver 10
 1987 (10/18) Denver 26, @Kansas City 17
 1987 (12/19) @Denver 20, Kansas City 17
 1988 (9/18) @Kansas City 20, Denver 13
 1988 (11/6) @Denver 17, Kansas City 11
 1989 (9/10) @Denver 34, Kansas City 20
 1989 (11/12) Denver 16, @Kansas City 13
 1990 (10/7) @Denver 24, Kansas City 20
 1990 (12/9) @Kansas City 31, Denver 20
 1991 (10/20) @Denver 19, Kansas City 16
 1991 (11/17) Denver 24, @Kansas City 20
 1992 (10/4) @Denver 20, Kansas City 19
 1992 (12/27) @Kansas City 42, Denver 20
 1993 (9/20) @Kansas City 15, Denver 7
 1993 (12/12) @Denver 27, Kansas City 21
 1994 (10/7) Kansas City 31, @Denver 7
 1994 (12/4) Denver 20, Kansas City 17 (OT)
 1995 (10/22) Kansas City 21, @Denver 7
 1995 (12/17) @Kansas City 20, Denver 17
 1996 (9/22) @Kansas City 17, Denver 14
 1996 (10/27) @Denver 34, Kansas City 7
 1997 (8/31) @Denver 19, Kansas City 3
 1997 (11/16) @Kansas City 24, Denver 22
1997 (1/4) Denver 14, @Kansas City 10**
 1998 (11/6) Denver 30, @Kansas City 10
 1998 (12/6) @Kansas City 26, Denver 10
 1999 (9/19) @Kansas City 26, Denver 10
 1999 (12/5) Kansas City 16, @Denver 10
 2000 (9/24) Kansas City 23, @Denver 22
 2000 (12/17) @Kansas City 20, Denver 7
 2001 (10/7) @Denver 20, Kansas City 6
 2001 (12/16) @Kansas City 26, Denver 23 (OT)
 2002 (10/20) Denver 37, @Kansas City 34 (OT)
 2002 (12/15) @Denver 31, Kansas City 24
 2003 (10/5) @Kansas City 24, Denver 23
 2003 (12/7) Denver 45, Kansas City 27
 2004 (9/12) @Denver 34, Kansas City 24
 2004 (12/19) @Kansas City 45, Denver 17
 2005 (9/26) @Denver 30, Kansas City 10
 2005 (12/4) @Kansas City 31, Denver 27
 2006 (9/17) @Denver 9, Kansas City 6 (OT)
 2006 (11/23) @Kansas City 19, Denver 10
 2007 (9/11) Denver 27, @Kansas City 11
 2007 (12/9) @Denver 41, Kansas City 7
 2008 (9/28) @Kansas City 33, Denver 19
 2008 (12/7) @Denver 24, Kansas City 17
 2009 (12/6) Denver 44, @Kansas City 13
 2009 (1/3) Kansas City 44, @Denver 24
 2010 (11/14) @Denver 49, Kansas City 29
 2010 (12/5) @Kansas City 10, Denver 6
 2011 (11/13) Denver 17, @Kansas City 10
 2011 (1/1) Kansas City 7, @Denver 3
 2012 (11/25) Denver 17, @Kansas City 9
 2012 (12/30) @Denver 38, Kansas City 3
 2013 (11/17) @Denver 27, Kansas City 17
 2013 (12/1) Denver 35, @Kansas City 28
 2014 (9/14) @Denver 24, Kansas City 17
 2014 (11/30) Denver 29, @Kansas City 16
 2015 (9/17) Denver 31, @Kansas City 24
 2015 (11/15) Kansas City 29, @Denver 13
 2016 (11/27) Kansas City 30, @Denver 27 (OT)
 2016 (12/5) @Kansas City 33, Denver 10
 2017 (10/30) @Kansas City 29, Denver 19
 2017 (12/31) Kansas City 27, @Denver 24
 2018 (10/1) Kansas City 27, @Denver 23
 2018 (10/28) @Kansas City 30, Denver 23
 2019 (10/17) Kansas City 30, @Denver 6
 2019 (12/15) @Kansas City 23, Denver 3
 2020 (10/25) Kansas City 43, @Denver 16
 2020 (12/6) @Kansas City 22, Denver 16
 2021 (12/5) @Kansas City 22, Denver 9
 2021 (1/8) Kansas City 28, @Denver 24

RS Pts. — DEN 2,493, KC 2,888

PS Pts. — DEN 14, KC 10

****AFC Divisional Playoff Game**

Franchise in Dallas before 1963 and known as the Texans

LAS VEGAS RAIDERS

Reg. Season: (53-68-2 / .439)

Home (28-31-2) / Away (25-37)

Postseason: (1-1 / .500)

Home (1-0) / Away (0-1)

1960 (10/2) @Denver 31, Oakland 14
 1960 (12/17) @Oakland 48, Denver 10
 1961 (10/1) @Oakland 33, Denver 19
 1961 (10/15) @Denver 27, Oakland 24
 1962 (10/5) @Denver 44, Oakland 7
 1962 (10/14) Denver 23, @Oakland 6
 1963 (11/28) Oakland 26, @Denver 10
 1963 (12/15) @Oakland 35, Denver 31
 1964 (10/25) @Oakland 40, Denver 20
 1964 (11/29) @Oakland 20, Oakland 20 (T)
 1965 (11/21) Oakland 28, @Denver 20
 1966 (12/5) @Oakland 24, Denver 13
 1966 (11/20) Oakland 17, @Denver 3
 1966 (12/11) @Oakland 28, Denver 10
 1967 (9/10) @Oakland 51, Denver 0
 1967 (11/5) Oakland 21, @Denver 17
 1968 (11/10) Oakland 43, @Denver 7
 1968 (12/6) @Oakland 33, Denver 19
 1969 (10/12) Oakland 24, @Denver 14
 1969 (11/9) @Oakland 41, Denver 10
 1970 (10/11) @Oakland 35, Denver 23
 1970 (11/15) Oakland 24, @Denver 19
 1971 (10/10) Oakland 27, @Denver 16
 1971 (12/19) @Oakland 21, Denver 13
 1972 (10/29) @Oakland 38, Denver 10
 1972 (11/19) Oakland 37, @Denver 20
 1973 (10/22) @Denver 23, Oakland 23 (T)
 1973 (12/16) @Oakland 21, Denver 17
 1974 (11/3) Oakland 28, @Denver 17
 1974 (11/24) Denver 20, @Oakland 17
 1975 (11/2) Oakland 42, @Denver 17
 1975 (12/8) Oakland 17, Denver 10
 1976 (10/17) Oakland 30, @Denver 10
 1976 (10/31) @Oakland 19, Denver 6
 1977 (10/16) Denver 30, @Oakland 7
 1977 (10/30) Oakland 24, @Denver 14
1977 (1/1) @Denver 20, Oakland 17***
 1978 (9/3) @Denver 14, Oakland 6
 1978 (12/3) Denver 21, @Oakland 6
 1979 (9/30) @Oakland 22, Denver 3
 1979 (11/25) Oakland 14, @Denver 10
 1980 (12/1) @Oakland 9, Denver 3
 1980 (12/14) Oakland 24, @Denver 21
 1981 (9/6) @Denver 9, Oakland 7
 1981 (10/4) Denver 17, @Oakland 0
 1982 (9/26) @Los Angeles 27, Denver 10
 1982 (11/13) @Los Angeles 22, @Denver 20
 1983 (11/26) @Los Angeles 22, @Denver 10
 1984 (9/30) @Denver 16, Los Angeles 13
 1984 (10/28) Denver 22, @Los Angeles 19 (OT)
 1985 (11/24) @Los Angeles 31, Denver 28 (OT)
 1985 (12/8) Los Angeles 17, @Denver 14 (OT)
 1986 (9/7) @Denver 38, Los Angeles 36
 1986 (11/17) Denver 21, @Los Angeles 10
 1987 (10/12) @Denver 27, Los Angeles 14
 1987 (11/22) Denver 23, @Los Angeles 17
 1988 (9/26) @Los Angeles 30, @Denver 27 (OT)
 1988 (12/4) @Los Angeles 21, Denver 20
 1989 (9/24) @Denver 31, Los Angeles 21
 1989 (12/3) @Los Angeles 16, Denver 13 (OT)
 1990 (9/9) @Los Angeles 14, Denver 9
 1990 (12/3) @Los Angeles 23, Denver 10
 1991 (9/8) @Los Angeles 16, Denver 13
 1991 (11/10) @Los Angeles 17, @Denver 16
 1992 (9/6) @Denver 17, Los Angeles 13
 1992 (11/22) @Los Angeles 24, Denver 0
 1993 (10/18) @Los Angeles 33, @Denver 20
 1993 (12/2) @Los Angeles 33, Denver 30 (OT)
1993 (1/9) @Los Angeles 42, Denver 24*
 1994 (9/18) @Los Angeles 19, @Denver 17
 1994 (12/11) @Los Angeles 23, Denver 13
 1995 (10/16) @Denver 27, Oakland 0
 1995 (12/24) Denver 31, @Oakland 28
 1996 (11/4) Denver 22, @Oakland 21
 1996 (12/15) Denver 24, Oakland 19
 1997 (10/19) @Oakland 28, Denver 25
 1997 (12/4) @Denver 31, Oakland 3
 1998 (9/24) @Denver 22, Oakland 17
 1998 (11/22) @Denver 40, Oakland 14
 1999 (10/10) Denver 16, @Oakland 13
 1999 (11/22) @Denver 27, Oakland 21 (OT)
 2000 (9/17) Denver 33, @Oakland 24
 2000 (11/13) @Denver 27, Oakland 24
 2001 (11/5) @Oakland 38, Denver 28
 2001 (12/9) @Oakland 22, Oakland 17
 2002 (11/11) Oakland 34, @Denver 10
 2002 (12/22) @Oakland 28, Denver 16
 2003 (9/22) @Denver 31, Oakland 10
 2003 (11/30) Denver 22, @Oakland 8
 2004 (10/17) Denver 31, @Oakland 3
 2004 (11/28) Oakland 25, @Denver 24
 2005 (11/13) Denver 31, @Oakland 17
 2006 (12/4) @Denver 22, Oakland 3
 2006 (10/15) Denver 13, Oakland 3
 2006 (11/12) Denver 17, @Oakland 13
 2007 (9/16) @Denver 23, Oakland 30 (OT)
 2007 (12/2) @Oakland 34, Denver 20
 2008 (9/8) Denver 41, @Oakland 14
 2008 (11/23) Oakland 31, @Denver 10
 2009 (9/27) Denver 23, @Oakland 3

2009 (12/20) @Oakland 20, @Denver 19
 2010 (10/24) @Oakland 59, @Denver 14
 2010 (12/19) @Oakland 39, Denver 23
 2011 (9/12) @Oakland 23, @Denver 20
 2011 (11/6) @Denver 38, @Oakland 24
 2012 (9/30) @Denver 37, Oakland 6
 2012 (12/6) @Denver 26, @Oakland 13
 2013 (9/23) @Denver 37, Oakland 21
 2013 (12/29) @Denver 34, @Oakland 14
 2014 (11/9) @Denver 41, @Oakland 17
 2014 (12/28) @Denver 47, Oakland 14
 2015 (10/1) @Denver 16, @Oakland 10
 2015 (12/13) @Oakland 15, @Denver 12
 2016 (11/6) @Oakland 30, Denver 20
 2016 (1/1) @Denver 24, Oakland 6
 2017 (10/1) @Denver 16, Oakland 10
 2017 (11/26) @Oakland 21, Denver 14
 2018 (9/16) @Denver 20, Oakland 19
 2018 (12/24) @Oakland 27, Denver 24
 2019 (9/9) @Oakland 19, Denver 16
 2019 (12/29) @Denver 16, Oakland 15
 2020 (11/15) @Las Vegas 37, Denver 12
 2020 (1/3) @Las Vegas 32, Denver 31
 2021 (10/17) @Las Vegas 34, @Denver 24
 2021 (12/26) @Las Vegas 17, Denver 13

RS Pts. — DEN 2,516, OAK 2,648

RS Pts. — DEN 44, OAK 56

****AFC Wild Card Playoff Game**

****AFC Championship Game**

Franchise in Los Angeles from 1982-94 and Oakland from 1995-2019

LOS ANGELES CHARGERS

Reg. Season: (69-54-1 / .561)

Home (43-18-1) / Away (26-36)

Postseason: (1-0 / 1.000)

Home (1-0) / Away (0-0)

1960 (10/16) @Los Angeles 23, @Denver 19
 1960 (12/10) @Los Angeles 41, Denver 33
 1961 (10/29) @San Diego 37, Denver 0
 1961 (11/12) @San Diego 16, @Denver 16
 1962 (9/7) @Denver 30, San Diego 21
 1962 (11/4) @Denver 23, @San Diego 20
 1963 (10/6) @Denver 50, San Diego 34
 1963 (12/22) @San Diego 58, Denver 20
 1964 (10/18) @San Diego 42, Denver 14
 1964 (11/8) @San Diego 31, @Denver 20
 1965 (9/11) @San Diego 34, @Denver 21
 1965 (11/7) @San Diego 35, @Denver 21
 1966 (10/30) @San Diego 24, Denver 17
 1966 (11/27) @Denver 20, San Diego 17
 1967 (10/22) @San Diego 38, @Denver 21
 1967 (11/23) @San Diego 24, Denver 20
 1968 (10/20) @San Diego 55, Denver 24
 1968 (12/1) @San Diego 47, @Denver 23
 1969 (11/2) @San Diego 45, @Denver 24
 1969 (11/23) @San Diego 45, Denver 24
 1970 (11/8) @San Diego 24, Denver 21
 1970 (12/13) @Denver 17, San Diego 17 (T)
 1971 (10/17) @Denver 20, San Diego 16
 1971 (12/12) @San Diego 45, Denver 17
 1972 (9/24) @San Diego 37, Denver 14
 1972 (12/10) @Denver 38, San Diego 28
 1973 (11/11) @Denver 20, @San Diego 19
 1973 (12/9) @Denver 42, @San Diego 28
 1974 (10/20) @Denver 27, San Diego 7
 1974 (12/15) @San Diego 17, Denver 0
 1975 (11/16) @Denver 27, @San Diego 17
 1975 (10/10) @Denver 13, San Diego 10 (OT)
 1976 (10/3) @Denver 26, San Diego 0
 1976 (11/14) @Denver 17, @San Diego 10
 1977 (11/13) @Denver 17, @San Diego 14
 1977 (12/11) @Denver 17, San Diego 9
 1978 (9/17) @Denver 27, San Diego 14
 1978 (10/8) @San Diego 23, Denver 0
 1979 (10/7) @Denver 7, San Diego 0
 1979 (12/17) @San Diego 17, Denver 7
 1980 (9/21) @San Diego 30, @Denver 13
 1980 (11/9) @Denver 20, @San Diego 13
 1981 (9/27) @Denver 42, San Diego 24
 1981 (11/29) @San Diego 34, Denver 17
 1982 (9/12) @San Diego 23, @Denver 3
 1982 (11/28) @San Diego 30, Denver 20
 1983 (10/23) @Denver 14, San Diego 6
 1983 (11/27) @San Diego 31, Denver 7
 1984 (11/11) @Denver 17, @San Diego 13
 1984 (12/9) @Denver 16, @San Diego 13
 1985 (11/3) @San Diego 30, Denver 10
 1985 (11/17) @San Diego 30, San Diego 24 (OT)
 1986 (10/12) @Denver 31, @San Diego 14
 1986 (11/9) @San Diego 9, @Denver 3
 1987 (11/29) @Denver 31, @San Diego 17
 1987 (12/27) @Denver 14, San Diego 0
 1988 (9/11) @Denver 34, @San Diego 3
 1988 (10/2) @Denver 12, @San Diego 13
 1989 (10/8) @Denver 16, San Diego 10
 1989 (12/24) @San Diego 19, Denver 16
 1990 (11/11) @San Diego 19, Denver 7
 1990 (12/16) @Denver 20, San Diego 10
 1991 (9/22) @Denver 27, San Diego 19
 1991 (12/22) @Denver 17, @San Diego 14
 1992 (9/13) @Denver 21, San Diego 13
 1992 (10/25) @San Diego 24, Denver 21
 1993 (9/12) @Denver 34, San Diego 17
 1993 (12/5) @San Diego 13, Denver 10

1994 (9/4) @San Diego 37, @Denver 34
 1994 (10/23) @Denver 20, @San Diego 15
 1995 (9/24) @San Diego 17, Denver 6
 1995 (11/19) @Denver 30, San Diego 27
 1996 (10/6) @Denver 23, San Diego 17
 1996 (12/22) @San Diego 16, Denver 10
 1997 (11/30) @Denver 38, @San Diego 28
 1997 (12/21) @Denver 38, San Diego 3
 1998 (11/8) @Denver 27, San Diego 10
 1998 (11/29) @Denver 31, @San Diego 16
 1999 (12/27) @Denver 33, @San Diego 17
 1999 (11/22) @San Diego 12, San Diego 17
 2000 (10/8) @Denver 21, @San Diego 7
 2000 (11/19) @Denver 38, San Diego 37
 2001 (10/21) @San Diego 27, Denver 10
 2001 (11/11) @Denver 26, San Diego 16
 2002 (10/6) @Denver 26, San Diego 9
 2002 (12/1) @San Diego 30, Denver 21 (OT)
 2003 (9/14) @Denver 37, @San Diego 14
 2003 (11/16) @Denver 37, San Diego 8
 2004 (9/26) @Denver 23, San Diego 13
 2004 (12/5) @San Diego 20, Denver 17
 2005 (9/18) @Denver 20, San Diego 17
 2005 (12/31) @Denver 23, @San Diego 7
 2006 (11/19) @San Diego 35, @Denver 27
 2006 (12/10) @San Diego 48, @Denver 20
 2007 (10/7) @San Diego 41, @Denver 3
 2007 (12/24) @San Diego 23, Denver 3
 2008 (9/14) @Denver 39, San Diego 38
 2008 (12/28) @San Diego 52, Denver 21
 2009 (10/19) @Denver 34, @San Diego 23
 2009 (11/22) @San Diego 32, @Denver 3
 2009 (12/14) @San Diego 27, San Diego 14
 2010 (1/2) @San Diego 33, @Denver 24
 2010 (10/9) @San Diego 29, @Denver 24
 2011 (11/27) @Denver 16, @San Diego 13 (OT)
 2012 (10/15) @Denver 35, @San Diego 24
 2012 (11/18) @Denver 28, San Diego 23
 2013 (11/10) @Denver 26, @San Diego 20
 2013 (12/8) @San Diego 27, @San Diego 20
 2013 (12/12) @Denver 24, San Diego 17**
 2014 (10/25) @Denver 35, San Diego 21
 2014 (12/14) @Denver 22, San Diego 10
 2015 (12/6) @Denver 17, @San Diego 3
 2015 (1/3) @Denver 27, San Diego 20
 2016 (10/13) @San Diego 21, Denver 13
 2016 (12/30) @Denver 27, San Diego 19
 2017 (9/11) @Denver 22, Los Angeles 21
 2017 (10/22) @Los Angeles 21, Denver 0
 2018 (11/18) @Denver 23, @Los Angeles 22
 2018 (12/30) @Los Angeles 23, @Denver 9
 2019 (10/6) @Denver 20, @Los Angeles 20
 2019 (12/1) @Denver 23, Los Angeles 20
 2020 (11/1) @Denver 31, Los Angeles 20
 2020 (12/27) @Los Angeles 19, Denver 6
 2021 (11/28) @Denver 28, Los Angeles 13
 2021 (1/2) @Los Angeles 34, Denver 13

RS Pts. — DEN 2,634, LAC 2,669

PS Pts. — DEN 24, LAC 17

****AFC Divisional Playoff Game**

Franchise in San Diego from 1961-2016

LOS ANGELES RAMS

Reg. Season: (5-9-0 / .357)

Home (3-4) / Away (2-5)

1972 (11/12) @Denver 16, @Los Angeles 10
 1974 (9/15) @Los Angeles 17, @Denver 10
 1979 (9/9) @Los Angeles 13, @Denver 9
 2000 (11/1) @Denver 27, @Los Angeles 20
 1985 (9/8) @Los Angeles 10, Denver 6
 1988 (11/27) @Denver 35, Los Angeles 24
 1994 (11/6) @Los Angeles 27, Denver 21
 1997 (9/14) @Denver 35, St. Louis 14
 2000 (9/4) @St. Louis 41, Denver 36
 2002 (9/8) @Denver 23, St. Louis 16
 2002 (9/10) @St. Louis 18, Denver 10
 2010 (11/28) @St. Louis 36, @Denver 33
 2014 (11/16) @St. Louis 22, Denver 7
 2018 (10/14) @Los Angeles 23, @Denver 20

RS Pts. — DEN 298, LAR 305

Franchise in St. Louis from 1995-2016

MIAMI DOLPHINS

Reg. Season: (6-12-1 / .342)

Home (5-4-1) / Away (1-8)

Postseason: (1-0 / 1.000)

Home (1-0) / Away (0-0) / S.B. (0-0)

1966 (10/16) @Miami 24, Denver 7
 1966 (12/4) @Denver 17, Miami 10
 1967 (9/17) @Miami 35, Denver 21
 1968 (10/27) @Denver 21, Miami 14
 1969 (12/7) @Miami 27, Denver 24
 1971 (9/19) @Denver 10, Miami 10 (T)
 1975 (12/20) @Miami 14, Denver 13
 1985 (9/29) @Miami 30, @Denver 26
 1986 (12/21) @Miami 17, Denver 10
 1998 (1/9) @Denver 38, Miami 3**
 1999 (9/13) @Miami 38, @Denver 21
 2001 (12/2) @Miami 21, Denver 10
 2002 (10/13) @Miami 24, @Denver 10
 2004 (12/12) @Denver 20, Miami 17
 2005 (9/11) @Miami 34, Denver 10
 2008 (11/23) @Miami 26, @Denver 17
 2014 (11/23) @Denver 39, Miami 36
 2017 (12/3) @Miami 35, Denver 9

2020 (11/22) @Denver 20, Miami 13
RS Pts. — DEN 346, MIA 451
PS Pts. — DEN 38, MIA 3

****AFC Divisional Playoff Game**

MINNESOTA VIKINGS

Reg. Season: (7-8-0 / .467)

Home (4-3) / Away (3-5)

1972 (10/15) @Minnesota 23, @Denver 20
 1978 (9/11) @Minnesota 12, Denver 9 (OT)
 1981 (1/12) @Denver 19, Minnesota 14
 1984 (11/18) @Denver 42, Minnesota 21
 1987 (10/26) @Minnesota 34, Denver 27
 1990 (11/4) @Minnesota 27, Denver 22
 1991 (9/29) @Denver 13, @Minnesota 6
 1993 (11/14) @Minnesota 26, @Denver 23
 1996 (11/24) @Denver 21, @Minnesota 17
 1998 (10/31) @Minnesota 23, @Denver 20
 2003 (10/19) @Minnesota 28, Denver 20
 2007 (12/30) @Denver 22, Minnesota 19 (OT)
 2011 (12/4) @Denver 35, @Minnesota 32
 2015 (10/4) @Denver 23, Minnesota 20
 2019 (11/17) @Minnesota 27, Denver 23

RS Pts. — DEN 339, MIN 332

NEW ENGLAND PATRIOTS

Reg. Season: (27-22-0 / .551)

Home (17-11) / Away (10-11)

Postseason: (4-1 / .800)

Home (4-0) / Away (0-1)

1960 (9/9) @Denver 13, @Boston 10
 1960 (10/23) @Denver 31, Boston 24
 1962 (9/22) @Boston 27, Boston 14
 1961 (12/3) @Boston 28, @Denver 24
 1962 (9/21) @Boston 41, Denver 16
 1962 (11/11) @Boston 33, @Denver 29
 1963 (9/29) @Denver 14, Boston 10
 1963 (10/18) @Boston 40, Denver 21
 1964 (10/4) @Boston 39, @Denver 10
 1964 (12/20) @Boston 27, Boston 14
 1965 (9/24) @Denver 27, @Boston 10
 1965 (12/12) @Boston 28, @Denver 20
 1966 (9/18) @Boston 24, @Denver 10
 1966 (11/6) @Denver 17, @Boston 10
 1967 (9/3) @Denver 26, Boston 21
 1968 (9/29) @Boston 20, @Denver 17
 1969 (11/2) @Denver 27, Boston 14
 1969 (10/4) @Denver 35, Boston 7
 1972 (12/17) @Denver 45, New England 21
 1976 (11/28) @New England 38, Denver 14
 1979 (11/11) @Denver 45, New England 10
 1980 (9/29) @New England 23, Denver 14
 1984 (11/4) @Denver 26, New England 19
 1986 (11/2) @New England 30, @Denver 26
 1986 (11/4) @Denver 22, New England 17**
 1987 (12/6) @Denver 21, New England 20
 1988 (12/17) @Denver 21, New England 10
 1991 (10/27) @Denver 9, New England 6
 1991 (12/1) @Denver 20, New England 3
 1995 (10/8) @Denver 37, @New England 3
 1996 (11/17) @New England 37, Boston 8
 1997 (10/6) @Denver 34, New England 13
 1998 (9/7) @Denver 27, New England 21
 1999 (10/24) @New England 24, Denver 23
 2000 (10/1) @New England 28, @Denver 19
 2001 (10/28) @Denver 31, New England 20
 2002 (10/27) @Denver 24, @New England 16
 2003 (11/2) @New England 30, @Denver 26
 2005 (10/16) @Denver 28, New England 20
 2005 (11/4) @Denver 27, New England 13**
 2006 (9/24) @Denver 17, @New England 7
 2008 (10/20) @New England 41, Denver 7
 2009 (10/11) @Denver 20, New England 17 (OT)
 2011 (12/18) @New England 41, @Denver 23
 2011 (11/4) @New England 45, Denver 10**
 2012 (10/7) @New England 31, Denver 21
 2013 (11/24) @New England 34, Denver 31 (OT)
 2013 (11/9) @Denver 26, New England 16**
 2014 (11/2) @New England 43, Denver 21
 2015 (11/29) @Denver 30, New England 24 (OT)
 2015 (1/24) @Denver 20, New England 18**
 2016 (12/18) @New England 16, Denver 13
 2017 (11/2) @New England 41, @Denver 16
 2020 (11/12) @Denver 18, @New England 12

RS Pts. — DEN 1,127, NE 1,076

PS Pts. — DEN 105, NE 109

****AFC Divisional Playoff Game**

****AFC Championship Game**

Franchise in Boston before 1971

NEW ORLEANS SAINTS


Reg. Season: (9-3-0 / .750)

Home (5-2) / Away (4-1)


1970 (11/22) @Denver 31, @New Orleans 6
 1974 (10/13) @Denver 33, @New Orleans 17
 1979 (11/4) @Denver 10, New Orleans 3
 1985 (9/9) @Denver 34, New Orleans 23
 1988 (11/20) @New Orleans 42, Denver 0
 1994 (12/24) @New Orleans 30, @Denver 28
 2000 (12/3) @Denver 38, @New Orleans 23
 2004 (11/21) @Denver 34, @New Orleans 13
 2008 (9/21) @Denver 34, New Orleans 32
 2012 (10/28) @Denver 34, @New Orleans 14
 2016 (11/13) @Denver 25, @New Orleans 23
 2020 (12/13) @New Orleans 31, @Denver 3

RS Pts. — DEN 304, NO 257

NEW YORK GIANTS

Reg. Season: (7-6-0) .538 
Home (4-2) / Away (3-4)
Home (0-0) / Away (0-0) / S.B. (0-1)
 1976 (1/5) @New York 29, Denver 17
 1976 (11/21) @Denver 31, New York 13
 1980 (10/26) @Denver 14, @New York 9
 1986 (11/23) @New York 19, Denver 16
1986 (1/25) -New York 39, Denver 20#
 1989 (12/10) @New York 14, @Denver 7
 1992 (1/15) @Denver 27, New York 13
 1993 (12/13) @New York 20, Denver 16
 2001 (9/10) @Denver 31, New York 20
 2005 (10/23) @New York 24, Denver 23
 2009 (11/26) @Denver 26, New York 6
 2013 (9/15) @Denver 41, @New York 23
 2017 (10/15) @New York 23, @Denver 10
 2021 (9/12) @Denver 27, @New York 13
RS Pts. —DEN 269, NYG 226
PS Pts. —DEN 20, NYG 39
#Super Bowl

NEW YORK JETS

Reg. Season: (21-16-1) .566 
Home (12-8) / Away (9-8-1)
Postseason: (1-0) / (1-0-0)
Home (1-0) / Away (0-0)
 1960 (9/23) @New York 28, Denver 24
 1960 (12/4) @New York 30, @Denver 27
 1961 (9/24) @New York 35, Denver 28
 1961 (10/22) @Denver 27, New York 10
 1962 (9/30) @Denver 32, @New York 10
 1962 (11/22) @Denver 16, @Denver 45
 1963 (10/26) @Denver 35, @New York 35 (T)
 1963 (11/17) @New York 14, @Denver 9
 1964 (9/12) @New York 30, Denver 6
 1964 (11/15) @Denver 20, New York 16
 1965 (10/3) @Denver 16, New York 13
 1965 (10/31) @New York 45, Denver 10
 1966 (9/25) @New York 16, @Denver 44
 1967 (10/26) @New York 38, @Denver 24
 1967 (12/3) @Denver 33, @New York 24
 1968 (10/13) @Denver 21, @New York 13
 1969 (9/21) @Denver 21, New York 19
 1973 (10/28) @Denver 40, @New York 28
 1976 (9/19) @Denver 46, New York 3
 1978 (11/5) @New York 31, @Denver 28
 1980 (11/16) @Denver 31, New York 24
 1986 (10/20) @New York 22, Denver 10
 1992 (11/8) @Denver 27, New York 16
 1993 (9/5) @Denver 26, @New York 20
 1994 (9/11) @New York 25, Denver 22 (OT)
 1996 (9/1) @Denver 31, New York 6
1998 (1/17) @Denver 23, New York 10***
 1999 (10/12) @New York 21, @Denver 13
 2000 (11/5) @Denver 30, @New York 23
 2002 (12/8) @New York 19, Denver 13
 2005 (11/20) @Denver 27, New York 0
 2008 (10/12) @Denver 34, @New York 17
 2010 (10/17) @New York 24, @Denver 20
 2011 (11/7) @Denver 17, New York 13
 2014 (10/12) @Denver 31, @New York 27
 2017 (12/10) @Denver 23, New York 0
 2018 (10/7) @New York 34, Denver 17
 2020 (10/1) @Denver 37, @New York 28
 2021 (9/26) @Denver 26, New York 0
RS Pts. —DEN 933, NYJ 793
PS Pts. —DEN 23, NYJ 10
**** AFC Championship Game**
*** Franchise known as Titans before 1963**

PHILADELPHIA EAGLES

Reg. Season: (6-9-0) .357 
Home (4-3) / Away (1-6)
 1971 (10/31) @Philadelphia 17, Denver 16
 1975 (12/14) @Denver 25, Philadelphia 10
 1980 (9/7) @Philadelphia 27, Denver 6
 1983 (9/18) @Philadelphia 13, @Denver 10
 1986 (9/21) @Denver 33, @Philadelphia 7
 1989 (10/29) @Philadelphia 28, @Denver 24
 1992 (9/20) @Philadelphia 30, Denver 0
 1995 (11/12) @Philadelphia 31, @Denver 13
 1998 (10/4) @Denver 16, Philadelphia 16
 2005 (10/30) @Denver 49, Philadelphia 21
 2009 (12/27) @Philadelphia 30, Denver 27
 2013 (9/29) @Denver 52, Philadelphia 20
 2017 (11/5) @Philadelphia 51, Denver 12
 2021 (11/14) @Philadelphia 30, @Denver 13
RS Pts. —DEN 321, PHI 331

PITTSBURGH STEELERS


Reg. Season: (15-10-1) .596 
Home (6-3-1) / Away (6-7)
Postseason: (5-3) / (2-5)
Home (4-2) / Away (1-1)
 1970 (9/27) @Denver 16, Pittsburgh 13
 1971 (11/28) @Denver 22, @Pittsburgh 10
 1973 (11/18) @Denver 23, @Pittsburgh 13
 1974 (9/22) @Denver 35, Pittsburgh 35 (T)
 1975 (10/12) @Pittsburgh 20, Denver 9
 1977 (11/6) @Denver 21, Pittsburgh 7
1977 (12/24) @Denver 34, Pittsburgh 21**
 1978 (12/16) @Pittsburgh 21, Denver 17
1980 (12/30) @Pittsburgh 33, Denver 10**
 1979 (10/22) @Pittsburgh 42, Denver 7

1983 (9/4) @Denver 14, @Pittsburgh 10
1984 (12/30) —Pittsburgh 24, @Denver 17**
 1985 (12/1) @Denver 31, @Pittsburgh 23
 1986 (9/15) @Denver 21, @Pittsburgh 10
 1988 (10/23) @Pittsburgh 39, Denver 21
 1989 (11/5) @Denver 34, Pittsburgh 7
1989 (1/7) @Denver 24, Pittsburgh 23**
 1990 (10/14) @Pittsburgh 34, @Denver 17
 1991 (11/3) @Denver 20, Pittsburgh 13
 1993 (11/21) @Denver 37, Pittsburgh 13
 1997 (12/7) @Pittsburgh 35, Denver 24
1997 (1/1) @Denver 24, @Pittsburgh 4***
 2003 (10/12) @Denver 17, Pittsburgh 14
2005 (1/22) —Pittsburgh 34, @Denver 17***
 2006 (11/5) @Denver 31, @Pittsburgh 20
 2007 (10/1) @Denver 31, Pittsburgh 28
 2009 (11/9) @Pittsburgh 28, @Denver 10
2011 (1/8) @Denver 29, Pittsburgh 23 (OT)*
 2012 (9/9) @Denver 31, Pittsburgh 19
 2015 (12/20) @Pittsburgh 34, Denver 27
2015 (1/17) @Denver 23, Pittsburgh 16**
 2020 (9/20) @Pittsburgh 26, Denver 21
 2021 (10/10) @Pittsburgh 27, Denver 19
RS Pts. —DEN 556, PIT 541
PS Pts. —DEN 178, PIT 195
**** AFC Wild Card Playoff Game**
***** AFC Divisional Playoff Game**
*** AFC Championship Game**

SAN FRANCISCO 49ERS


Reg. Season: (7-7-0) .500 
Home (4-2) / Away (3-5)
Postseason: (0-1) / (0-0)
Home (0-0) / Away (0-0) / S.B. (0-1)
 1970 (10/25) @San Francisco 19, Denver 14
 1973 (9/23) @San Francisco 36, @Denver 34
 1979 (11/18) @Denver 38, @San Francisco 28
 1982 (9/19) @Denver 24, @San Francisco 21
 1985 (11/11) @Denver 17, San Francisco 16
 1986 (10/19) @Denver 18, @San Fran. 13 (OT)
1989 (1/28) —San Francisco 55, Denver 10#
 1994 (12/17) @San Francisco 42, Denver 19
 1997 (12/15) @San Francisco 34, Denver 17
 2000 (12/23) @Denver 38, San Francisco 9
 2002 (9/15) @Denver 24, @San Francisco 14
 2006 (12/31) @San Fran. 26, @Denver 23 (OT)
 2008 (10/21) @San Fran. 14, Denver 16 (London)
 2014 (10/19) @Denver 42, San Francisco 17
 2018 (12/9) @San Francisco 20, Denver 14
RS Pts. —DEN 336, SF 319
PS Pts. —DEN 10, SF 55
#Super Bowl

SEATTLE SEAHAWKS


Reg. Season: (35-19-0) .648 
Home (22-5) / Away (13-14)
Postseason: (0-2) / (0-0)
Home (0-0) / Away (0-1) / S.B. (0-1)
 1977 (10/2) @Denver 24, @Seattle 13
 1980 (10/2) @Denver 20, @Seattle 17
 1978 (10/29) @Denver 25, @Seattle 11 (OT)
 1979 (9/23) @Denver 37, Seattle 34
 1979 (12/8) @Seattle 28, Denver 23
 1980 (11/23) @Denver 36, Seattle 20
 1980 (12/21) @Denver 25, @Seattle 17
 1981 (9/13) @Seattle 13, Denver 10
 1982 (12/13) @Denver 27, Seattle 13
 1982 (11/21) @Seattle 17, @Denver 10
 1982 (1/2) @Seattle 13, Denver 11
 1983 (11/6) @Seattle 27, Denver 19
 1983 (11/20) @Denver 38, Seattle 27
1983 (12/24) @Seattle 31, Denver 7*
 1984 (11/25) @Seattle 27, @Denver 24
 1984 (12/15) @Denver 31, @Seattle 14
 1985 (10/20) @Denver 13, Seattle 10 (OT)
 1985 (12/20) @Denver 27, @Seattle 24
 1986 (10/26) @Denver 20, Seattle 13
 1986 (12/20) @Seattle 41, Denver 16
 1987 (9/13) @Denver 40, Seattle 17
 1987 (12/13) @Seattle 28, Denver 21
 1988 (9/6) @Seattle 21, @Denver 17
 1988 (11/21) @Seattle 42, Denver 14
 1989 (10/22) @Denver 24, @Seattle 21 (OT)
 1989 (11/26) @Denver 41, Seattle 14
 1990 (9/23) @Denver 34, Seattle 31 (OT)
 1990 (12/23) @Seattle 17, Denver 12
 1991 (9/15) @Denver 16, Seattle 10
 1991 (11/25) @Seattle 13, Denver 10
 1992 (11/30) @Seattle 16, Denver 13 (OT)
 1992 (12/20) @Denver 10, Seattle 6
 1993 (10/31) @Denver 28, Seattle 17
 1993 (11/28) @Denver 17, @Seattle 9
 1994 (9/19) @Denver 16, @Seattle 9
 1994 (11/13) @Denver 17, Seattle 10
 1995 (9/10) @Seattle 27, Denver 10
 1995 (12/10) @Seattle 20, @Denver 27
 1996 (9/8) @Denver 30, @Seattle 20
 1996 (12/1) @Denver 34, Seattle 7
 1997 (9/7) @Denver 35, @Seattle 14
 1997 (11/2) @Denver 30, Seattle 27
 1998 (10/11) @Denver 21, @Seattle 16
 1998 (12/27) @Denver 28, Seattle 21
 1999 (12/14) @Seattle 20, Denver 17
 1999 (12/19) @Denver 36, Seattle 30 (OT)
 2000 (11/26) @Denver 38, @Seattle 31
 2000 (12/10) @Denver 31, Seattle 24

2001 (10/14) @Seattle 34, Denver 21
 2001 (12/9) @Denver 20, Seattle 7
 2002 (11/17) @Denver 31, @Seattle 9
 2006 (12/3) @Seattle 23, @Denver 20
 2010 (9/19) @Denver 31, Seattle 14
2013 (2/2) —Seattle 43, Denver 8#
 2014 (9/21) @Seattle 26, Denver 20 (OT)
 2018 (9/9) @Denver 27, Seattle 24
RS Pts. —DEN 1,269, SEA 1,061
PS Pts. —DEN 7, SEA 31
**** AFC Wild Card Playoff Game**
#Super Bowl


TAMPA BAY BUCCANEERS

Reg. Season: (7-3-0) .700 
Home (4-2) / Away (3-1)
 1976 (11/7) @Denver 48, Tampa Bay 13
 1981 (11/15) @Denver 24, @Tampa Bay 7
 1983 (12/26) @Tampa Bay 17, @Denver 10
 1996 (9/15) @Denver 27, Tampa Bay 23
 1999 (9/26) @Tampa Bay 13, Denver 10
 2004 (10/3) @Denver 16, @Tampa Bay 13
 2008 (10/5) @Denver 16, Tampa Bay 13
 2012 (12/2) @Denver 31, Tampa Bay 23
 2017 (12/24) @Tampa Bay 17, Tampa Bay 7
 2020 (9/27) @Tampa Bay 28, Denver 10
RS Pts. —DEN 219, TB 157

TENNESSEE TITANS

Reg. Season: (16-23-1) .413 
Home (10-8-1) / Away (6-15)
Postseason: (2-1) / (.667)
Home (2-0) / Away (0-1) / S.B. (0-0)
 1960 (11/6) @Houston 45, @Denver 25
 1960 (11/20) @Houston 20, Denver 10
 1961 (11/5) @Houston 55, @Denver 14
 1961 (11/26) @Houston 45, Denver 14
 1962 (10/21) @Denver 20, Houston 14
 1962 (12/2) @Houston 31, Denver 10
 1963 (10/13) @Houston 33, @Denver 24
 1964 (9/27) @Houston 38, @Denver 14
 1964 (12/20) @Houston 34, Denver 15
 1965 (10/17) @Denver 28, Houston 17
 1965 (11/14) @Houston 45, Houston 21
 1966 (9/3) @Houston 45, Denver 17
 1966 (10/2) @Denver 40, Houston 38
 1967 (10/1) @Houston 10, Denver 6
 1967 (11/12) @Houston 20, @Denver 18
 1968 (11/17) @Houston 38, Denver 17
 1969 (10/26) @Houston 24, Denver 21
 1969 (11/16) @Denver 20, Houston 10 (T)
 1970 (1/29) @Tennessee 31, Denver 21
 1972 (9/17) @Denver 30, Houston 17
 1973 (10/14) @Denver 48, @Houston 20
 1974 (12/8) @Denver 37, Houston 14
 1976 (10/10) @Houston 17, Denver 3
 1977 (12/4) @Denver 24, @Houston 14
1978 (12/23) @Houston 13, Denver 7*
 1980 (11/2) @Houston 20, @Denver 16
 1983 (10/9) @Denver 26, @Houston 14
 1985 (10/6) @Houston 31, Houston 20
 1987 (10/4) @Denver 40, @Denver 10
1987 (1/10) @Denver 34, Houston 10**
 1991 (10/6) @Houston 42, Denver 14
1991 (1/4) @Denver 26, Houston 24**
 1992 (10/18) @Houston 20, Denver 17
 1995 (11/26) @Houston 42, Denver 33
 2004 (11/25) @Denver 37, @Tennessee 16
 2007 (12/9) @Denver 34, Tennessee 20
 2010 (10/3) @Denver 26, @Tennessee 20
 2011 (9/25) @Tennessee 17, Denver 14
 2013 (12/8) @Denver 51, Tennessee 28
 2016 (11/11) @Tennessee 13, Denver 10
 2019 (10/13) @Denver 16, Tennessee 0
 2020 (9/14) @Tennessee 16, @Denver 14
RS Pts. —DEN 880, TEN 1,009
PS Pts. —DEN 67, TEN 47
**** AFC Wild Card Playoff Game**
*** AFC Divisional Playoff Game**
Franchise known as Oilers before 1997 and known as the Oilers before 1999

WASHINGTON COMMANDERS

Reg. Season: (6-6-0) .571 
Home (3-2) / Away (3-4)
Postseason: (0-1) / (0-0)
Home (0-0) / Away (0-0) / S.B. (0-1)
 1970 (11/1) @Washington 09, @Denver 3
 1974 (9/30) @Washington 30, Denver 3
 1980 (10/13) @Denver 20, Washington 17
 1986 (12/13) @Denver 31, Washington 30
1987 (1/31) —Washington 42, Denver 10#
 1989 (1/20) @Denver 14, @Washington 10
 1990 (12/24) @Washington 27, Denver 3
 1995 (9/17) @Denver 38, Washington 31
 1998 (9/27) @Denver 38, @Washington 16
 2001 (11/18) @Washington 17, @Denver 10
 2005 (10/9) @Denver 21, Washington 19
 2009 (11/15) @Washington 27, Denver 17
 2013 (10/27) @Denver 45, Washington 21
 2017 (12/24) @Washington 27, Denver 17
 2021 (10/31) @Denver 17, Washington 10
RS Pts. —DEN 271, WAS 308
PS Pts. —DEN 17, WAS 42
#Super Bowl

BRONCOS VS. THE NFL (REGULAR SEASON / POSTSEASON / PRESEASON)

Franchise	REGULAR SEASON				POSTSEASON			PRESEASON					
	W	L	T	Pct.	PF	PA	W	L	Pct.	W	L	T	Pct.
Arizona Cardinals	9	1	1	.864	334	159	0	0	.000	19	8	0	.704
Atlanta Falcons	8	7	0	.533	405	369	1	0	1.000	5	2	0	.714
Baltimore Ravens	6	6	0	.462	259	295	0	2	.000	0	0	0	.000
Buffalo Bills	16	22	1	.423	832	949	0	1	.000	4	4	0	.500
Carolina Panthers	5	1	0	.833	152	108	1	0	1.000	2	1	0	.667
Chicago Bears	8	8	0	.500	264	307	0	0	.000	6	4	0	.600
Cincinnati Bengals	22	11	0	.667	706	610	0	0	.000	3	2	0	.600
Cleveland Browns	21	7	0	.750	668	417	3	0	1.000	1	1	0	.500
Dallas Cowboys	9	4	0	.692	366	291	0	1	.000	8	7	0	.533
Detroit Lions	9	5	0	.643	324	287	0	0	.000	2	3	0	.400
Green Bay Packers	6	7	1	.464	256	311	1	0	1.000	7	3	0	.700
Houston Texans	5	3	0	.625	212	163	0	0	.000	5	2	0	.714
Indianapolis Colts	14	11	0	.560	564	511	0	3	.000	7	6	0	.538
Jacksonville Jaguars	6	6	0	.500	268	227	1	1	.500	0	2	0	.000
Kansas City Chiefs	54	69	0	.439	2,493	2,888	1	0	1.000	1	7	0	.125
Las Vegas Raiders	53	68	2	.439	2,516	2,648	1	1	.500	4	7	0	.364
Los Angeles Chargers	69	54	1	.561	2,634	2,669	1	0	1.000	2	5	0	.286
Los Angeles Rams	5	9	0	.357	298	305	0	0	.000	9	3	0	.750
Miami Dolphins	6	12	1	.342	346	451	1	0	1.000	5	6	0	.455
Minnesota Vikings	7	8	0	.467	339	332	0	0	.000	6	8	0	.429
New England Patriots	27	22	0	.551	1,127	1,076	4	1	.800	5	3	0	.625
New Orleans Saints	9	3	0	.750	304	257	0	0	.000	2	3	0	.400
New York Giants	7	6	0	.538	269	226	0	1	.000	0	2	0	.000
New York Jets	21	16	1	.566	933	793	1	0	1.000	1	2	0	.333
Philadelphia Eagles	5	9	0	.357	321	331	0	0	.000	0	1	0	.000
Pittsburgh Steelers	15	10	1	.596	556	541	5	3	.625	1	0	0	1.000
San Francisco 49ers	37	7	0	.500	336	319	0	1	.000	23	16	0	.590
Seattle Seahawks	35	19	0	.648	1,269	1,061	0	2	.000	12	3	0	.800
Tampa Bay Buccaneers	7	3	0	.700	219	157	0	0	.000	2	0	0	1.000
Tennessee Titans	16	23	1	.413	880	1,009	2	1	.667	5	5	0	.500
Washington Football Team	8	6	0	.571	271	308	0	1	.000	0	0	0	.286
TOTALS	495	444	10	.527	20,732	20,392	23	19	.548	148	125	0	.542

BRONCOS VS. AFC WEST (REGULAR SEASON / SINCE AFL-NFL MERGER)

Year	KC	LV	LA	SEA	TB*	Home	Away	Overall
1970	1-1	0-2	0-1-1	---	---	1-1-1	0-3	1-4-1
1971	0-2	0-2	1-1	---	---	1-2	0-3	1-5
1972	0-2	1-1	1-1	---	---	1-2	1-2	2-4
1973	1-1	0-1-1	2-0	---	---	2-0-1	1-2	3-2-1
1974	1-1	1-1	1-1	---	---	1-2	2-1	3-3
1975	1-1	1-2	2-0	---	---	2-1	1-2	3-3
1976	2-0	0-2	2-0	---	1-0	3-1	2-1	5-2
1977	2-0	1-1	2-0	1-0	---	2-1	4-0	6-1
1978	2-0	2-0	1-1	2-0	---	4-0	3-1	7-1
1979	2-0	0-2	1-1	1-1	---	3-1	1-3	4-4
1980	0-2	0-2	1-1	2-0	---	1-3	2-2	3-5
1981	1-1	2-0	1-1	1-1	---	4-0	1-3	5-3
1982	0-1	0-1	0-2	1-1	---	0-3	1-3	0-6
1983	1-1	0-2	1-1	1-1	---	3-1	0-4	3-5
1984	1-1	2-0	2-0	1-1	---	3-1	3-1	6-2
1985	2-0	0-2	1-1	2-0	---	3-1	2-2	5-3
1986	1-1	2-0	1-1	1-1	---	3-1	2-2	5-3
1987	2-0	2-0	2-0	1-1	---	4-0	3-1	7-1
1988	1-1	0-2	2-0	0-2	---	2-2	1-3	3-5
1989	2-0	7-1	1-1	2-0	---	4-0	2-2	6-2
1990	1-1	0-2	1-1	1-1	---	3-1	0-4	3-5
1991	2-0	1-1	2-0	1-1	---	3-1	2-2	5-3
1992	1-1	1-1	1-1	1-1	---	4-0	0-4	4-4
1993	1-1	0-2	1-1	2-0	---	3-1	1-3	4-4
1994	1-1	7-2	1-1	2-0	---	3-1	3-1	4-4
1995	0-2	2-0	1-1	0-2	---	2-2	1-3	3-5
1996	1-1	7-0	1-1	2-0	---	4-0	2-2	6-2
1997	1-1	1-1	2-0	2-0	---	4-0	2-2	6-2
1998	2-0	2-0	2-0	2-0	---	4-0	4-0	8-0
1999	0-2	2-0	1-1	1-1	---	2-2	2-2	4-4
2000	0-2	2-0	2-0	2-0	---	3-1	3-1	4-4
2001	1-1	1-1	1-1	1-1	---	4-0	0-4	4-4
2002	1-1	0-2	1-1	1-1	---	1-2	1-2	3-3
2003	1-1	2-0	2-0	2-0	---	3-0	2-1	5-1
2004	1-1	1-1	1-1	---	---	2-1	1-2	3-3
2005	1-1	2-0	2-0	---	---	3-0	2-1	5-1
2006	1-1	2-0	0-2	---	---	2-1	1-2	3-3
2007	2-0	1-1	0-2	---	---	2-1	1-2	3-3
2008	1-1	1-1	1-1	---	---	0-3	1-2	3-3
2009	1-1	1-1	1-1	---	---	0-3	3-0	3-3
2010	1-1	0-2	0-2	---	---	1-2	0-3	1-5
2011	1-1	1-1	1-1	---	---	3-0	3-0	6-0
2012	2-0	2-0	2-0	---	---	3-0	3-0	6-0
2013	2-0	2-0	1-1	---	---	2-1	3-0	5-1
2014	2-0	2-0	2-0	---	---	3-0	3-0	6-0
2015	1-1	1-1	2-0	---	---	1-2	3-0	4-2
2016	0-2	1-1	1-1	---	---	2-1	0-3	2-4
2017	0-2	1-1	1-1	---	---	2-1	0-3	2-4
2018	0-2	1-1	1-1	---	---	1-2	1-2	2-4
2019	0-2	1-1	2-0	---	---	1-2	1-2	2-4
2020	0-2	0-2	1-1	---	---	1-2	0-3	1-5
2021	0-2	0-2	1-1	---	---	1-2	0-3	1-5
TOTALS	53-50	49-53-1	64-53-1	32-17	1-0	119-59-2	80-99	199-159-2

*Tampa Bay was a member of the AFC Western Division during the franchise's first year of existence. In 1977, the Buccaneers moved to the NFC Central and the Seattle Seahawks moved from the NFC West to the AFC West. Seattle moved back to the NFC West in 2002.

BRONCOS RECORD ON HOLIDAYS / AFTER BYE WEEKS

THANKSGIVING GAMES

Overall record: 4-7-0 / Home: 1-2 / Road: 3-5

at Denver 26, N.Y. Giants 6 (11/26/09)
 at Kansas City 19, Denver 10 (11/23/06)
 Denver 24, at Dallas 21 (11/24/05) **OT**
 Denver 26, at Dallas 24 (11/22/01)
 at Detroit 40, Denver 27 (11/22/90)
 at Detroit 17, Denver 14 (11/23/78)
 Denver 31, at Detroit 27 (11/28/74)
 at Kansas City 31, Denver 17 (11/27/69)
 at San Diego 24, Denver 20 (11/23/67)
 Oakland 26, at Denver 10 (11/28/63)
 N.Y. Titans 46, at Denver 45 (11/22/62)

CHRISTMAS GAMES

Overall record: 2-1-0 / Home: 0-0 / Road: 2-1

at Kansas City 33, Denver 10 (2016)
 Denver 37, at Tennessee 16 (2004)
 Denver 17, at Detroit 7 (1999)

AFTER THE BYE WEEK

Overall record: 24-9-0 / Home: 16-5 / Road: 8-4

at Denver 28, L.A. Chargers 13 (11/29/21)
 Denver 18, at New England 12 (10/18/20)
 at Minnesota 27, Denver 23 (11/17/19)
 Denver 23, at L.A. Chargers 22 (11/18/18)

N.Y. Giants 23, at Denver 10 (10/15/17)
 Kansas City 30, at Denver 27 (11/27/16) **OT**
 at Denver 29, Green Bay 10 (11/1/15)
 at Denver 41, Arizona 20 (10/5/14)
 Denver 28, at San Diego 20 (11/10/13)
 at Denver 34, New Orleans 14 (10/28/12)
 Denver 18, at Miami 15 (10/23/11) **OT**
 at Denver 49, Kansas City 29 (11/14/10)
 at Baltimore 30, Denver 7 (11/1/09)
 Miami 26, at Denver 17 (11/2/08)
 at Denver 31, Pittsburgh 28 (10/21/07)
 at Denver 13, Baltimore 3 (10/9/06)
 Denver 31, at Oakland 17 (11/13/05)
 Denver 34, at New Orleans 13 (11/21/04)
 at Denver 37, San Diego 8 (11/16/03)
 Oakland 34, at Denver 10 (11/11/02)
 at Denver 23, Oakland 17 (12/30/01)
 Denver 30, at N.Y. Jets 23 (11/5/00)
 Kansas City 16, at Denver 10 (12/5/99)
 at Denver 37, Jacksonville 24 (10/25/98)
 at Oakland 28, Denver 25 (10/19/97)
 at Denver 45, Baltimore 34 (10/20/96)
 at Denver 38, Arizona 6 (11/5/95)
 Denver 16, at Seattle 9 (10/9/94)
 at Denver 28, Seattle 17 (10/31/93)
 at Denver 35, Indianapolis 13 (10/3/93)
 at Denver 27, N.Y. Jets 16 (11/8/92)
 at Denver 19, Kansas City 16 (10/20/91)
 at Minnesota 27, Denver 22 (11/4/90)

Note: In 1993, the league adjusted the schedule to include two bye weeks per team, but the schedule changed back to one bye per club in 1994.

BRONCOS MISCELLANEOUS WON-LOST STATISTICS

MOST SUCCESSFUL SEASONS (BY CATEGORY)

BEST WINNING PERCENTAGE

1998 — .875 (14-2)
 1977 — .857 (12-2)
 2013 — .813 (13-3)
 2012 — .813 (13-3)
 2005 — .813 (13-3)
 1996 — .813 (13-3)
 1984 — .813 (13-3)
 2015 — .750 (12-4)
 2014 — .750 (12-4)
 1997 — .750 (12-4)
 1991 — .750 (12-4)
 1987 — .700 (10-4-1)
 2000 — .688 (11-5)
 1989 — .688 (11-5)
 1986 — .688 (11-5)
 1985 — .688 (11-5)

MOST REGULAR SEASON WINS

1998 — 14 wins (2 losses)
 2013 — 13 wins (3 losses)
 2012 — 13 wins (3 losses)
 2005 — 13 wins (3 losses)
 1996 — 13 wins (3 losses)
 1984 — 13 wins (3 losses)
 2015 — 12 wins (4 losses)
 2014 — 12 wins (4 losses)
 1997 — 12 wins (4 losses)
 1991 — 12 wins (4 losses)
 1977 — 12 wins (2 losses)
 2000 — 11 wins (5 losses)
 1989 — 11 wins (5 losses)
 1986 — 11 wins (5 losses)
 1985 — 11 wins (5 losses)

MILESTONE GAMES IN BRONCOS HISTORY (REGULAR SEASON ONLY)

1ST GAME

September 9, 1960, at Boston Patriots (W) 13-10

50TH GAME

November 3, 1963, vs. Buffalo Bills (L) 28-30

100TH GAME

September 10, 1967, at Oakland Raiders (L) 51-0

200TH GAME

October 6, 1974, at Kansas City Chiefs (W) 17-14

300TH GAME

December 21, 1980, at Seattle Seahawks (W) 25-17

400TH GAME

November 29, 1987, at San Diego Chargers (W) 31-17

500TH GAME

January 2, 1994, at Los Angeles Raiders (L) 33-30 OT

600TH GAME

September 24, 2000, vs. Kansas City Chiefs (L) 23-22

700TH GAME

November 5, 2006, at Pittsburgh Steelers (W) 31-20

800TH GAME

December 2, 2012, vs. Tampa Bay Buccaneers (W) 31-23

900TH GAME

December 30, 2018, vs. Los Angeles Chargers (L) 23-9

BRONCOS ALL-TIME RECORD BY THE DAY

	REGULAR SEASON			POSTSEASON			
	Home	Road	Total	Home	Road	Neutral	Total
Thu.	5-5-0 (.500)	9-8-0 (.529)	14-13-0 (.519)	—	—	—	—
Fri.	2-0-0 (1.000)	3-4-0 (.429)	5-4-0 (.556)	—	—	—	—
Sat.	6-7-0 (.462)	8-15-1 (.354)	14-22-1 (.392)	7-2 (.778)	0-3 (.000)	—	7-5 (.583)
Sun.	259-148-6 (.634)	171-215-2 (.443)	430-363-8 (.542)	10-3 (.769)	3-6 (.333)	3-5 (.375)	16-14 (.533)
Mon.	24-14-1 (.628)	8-28-0 (.222)	32-42-1 (.433)	—	—	—	—
TOTAL	296-173-7 (.631)	199-271-3 (.424)	495-444-10 (.527)	17-5 (.773)	3-9 (.250)	3-5 (.375)	23-19 (.548)

BRONCOS ALL-TIME RECORD BY THE MONTH

	REGULAR SEASON			POSTSEASON			
	Home	Road	Total	Home	Road	Neutral	Total
Aug.	1-0-0 (1.000)	0-0-0 (.000)	1-0-0 (1.000)	—	—	—	—
Sept.	81-31-2 (.719)	41-54-1 (.432)	122-85-3 (.588)	—	—	—	—
Oct.	80-48-1 (.624)	56-65-1 (.463)	134-112-2 (.544)	—	—	—	—
Nov.	68-54-3 (.556)	64-59-1 (.520)	132-113-4 (.538)	—	—	—	—
Dec.	63-34-1 (.648)	38-89-0 (.299)	101-123-1 (.451)	2-1 (.667)	0-4 (.000)	—	2-5 (.286)
Jan.	3-6-0 (.333)	0-4-0 (.000)	3-10-0 (.231)	15-4 (.789)	3-5 (.375)	2-4 (.333)	20-13 (.606)
Feb.	—	—	—	—	—	1-1 (.500)	1-1 (.500)
TOTAL	296-173-7 (.631)	199-271-3 (.424)	495-444-10 (.527)	17-5 (.773)	3-9 (.250)	3-5 (.375)	23-19 (.548)

BRONCOS ALL-TIME RECORD BY THE DECADE

	REGULAR SEASON			POSTSEASON			
	Home	Road	Total	Home	Road	Neutral	Total
1960s	24-43-3 (.364)	15-54-1 (.221)	39-97-4 (.293)	—	—	—	—
1970s	43-25-4 (.625)	32-39-1 (.451)	75-64-5 (.538)	2-0 (1.000)	0-2 (.000)	0-1 (.000)	2-3 (.400)
1980s	58-19-0 (.753)	35-39-1 (.473)	93-58-1 (.615)	5-1 (.833)	1-1 (.500)	0-3 (.000)	6-5 (.545)
1990s	60-20-0 (.750)	34-46-0 (.425)	94-66-0 (.588)	4-1 (.800)	2-2 (.500)	2-0 (1.000)	8-3 (.727)
2000s	54-26-0 (.675)	39-41-0 (.488)	93-67-0 (.581)	1-1 (.500)	0-3 (.000)	0-0 (.000)	1-4 (.200)
2010s	51-29-0 (.638)	38-42-0 (.475)	89-71-0 (.556)	5-2 (.714)	0-1 (.000)	1-1 (.500)	6-4 (.600)
2020s	6-11-0 (.353)	6-10-0 (.375)	12-21-0 (.363)	—	—	—	—
TOTAL	296-173-7 (.631)	199-271-3 (.424)	495-444-10 (.527)	17-5 (.773)	3-9 (.250)	3-5 (.375)	23-19 (.548)

BRONCOS ALL-TIME SEASON OPENERS

Overall record: 40-21-1 / Home: 30-8-1 / Road: 10-13

Year (Date)	W/L	Result	Year (Date)	W/L	Result
1960 (9/9)	W	Denver 13, @Boston 10	1991 (9/1)	W	@Denver 45, Cincinnati 14
1961 (9/10)	W	Denver 22, @Buffalo 10	1992 (9/6)	W	@Denver 17, L.A. Raiders 13
1962 (9/7)	W	@San Diego 30, San Diego 21	1993 (9/5)	W	Denver 26, @N.Y. Jets 20
1963 (9/7)	L	Kansas City 59, @Denver 7	1994 (9/4)	L	San Diego 37, @Denver 34
1964 (9/12)	L	@N.Y. Jets 30, Denver 6	1995 (9/3)	W	@Denver 22, Buffalo 7
1965 (9/11)	L	@San Diego 34, Denver 31	1996 (9/1)	W	@Denver 31, N.Y. Jets 6
1966 (9/3)	L	@Houston 45, Denver 7	1997 (8/31)	W	@Denver 19, Kansas City 3
1967 (9/3)	W	@Denver 26, Boston 21	1998 (9/7)	W	@Denver 27, New England 21
1968 (9/15)	L	@Cincinnati 24, Denver 10	1999 (9/13)	L	Miami 38, @Denver 21
1969 (9/14)	W	@Denver 35, Boston 7	2000 (9/4)	L	@St. Louis 41, Denver 36
1970 (9/20)	W	Denver 25, @Buffalo 10	2001 (9/10)	W	@Denver 31, NYG 20
1971 (9/19)	T	@Denver 10, Miami 10	2002 (9/8)	W	@Denver 23, St. Louis 16
1972 (9/17)	W	@Denver 30, Houston 17	2003 (9/7)	W	Denver 30, @Cincinnati 10
1973 (9/16)	W	@Denver 28, Cincinnati 10	2004 (9/12)	W	@Denver 34, Kansas City 24
1974 (9/15)	L	L.A. Rams 17, @Denver 10	2005 (9/11)	L	@Miami 34, Denver 10
1975 (9/21)	W	@Denver 37, Kansas City 33	2006 (9/10)	L	@St. Louis 18, Denver 10
1976 (9/12)	L	@Cincinnati 17, Denver 7	2007 (9/9)	W	Denver 15, @Buffalo 14
1977 (9/18)	W	@Denver 7, St. Louis 0	2008 (9/8)	W	Denver 41, @Oakland 14
1978 (9/3)	L	@Denver 14, Oakland 6	2009 (9/13)	W	Denver 12, @Cincinnati 7
1979 (9/2)	W	@Denver 10, Cincinnati 0	2010 (9/12)	L	@Jacksonville 24, Denver 17
1980 (9/7)	L	@Philadelphia 27, Denver 6	2011 (9/12)	L	Oakland 23, @Denver 20
1981 (9/6)	W	@Denver 9, Oakland 7	2012 (9/9)	W	@Denver 31, Pittsburgh 19
1982 (9/12)	L	San Diego 23, @Denver 3	2013 (9/5)	W	@Denver 49, Baltimore 27
1983 (9/4)	W	Denver 14, @Pittsburgh 10	2014 (9/7)	W	@Denver 31, Indianapolis 24
1984 (9/2)	W	@Denver 20, Cincinnati 17	2015 (9/13)	W	@Denver 19, Baltimore 13
1985 (9/8)	L	@L.A. Rams 20, Denver 16	2016 (9/8)	W	@Denver 21, Carolina 20
1986 (9/7)	W	@Denver 38, L.A. Raiders 36	2017 (9/11)	W	@Denver 24, L.A. Chargers 15
1987 (9/13)	W	@Denver 40, Seattle 17	2018 (9/9)	W	@Denver 27, Seattle 24
1988 (9/4)	L	Seattle 21, @Denver 14	2019 (9/9)	L	@Oakland 24, Denver 16
1989 (9/10)	W	@Denver 34, Kansas City 20	2020 (9/4)	L	Tennessee 16, @Denver 14
1990 (9/9)	L	@L.A. Raiders, 14, Denver 9	2021 (9/12)	W	Denver 27, @N.Y. Giants 13



YEAR-BY-YEAR FINAL STATISTICS

2021 FINAL STATISTICS (7-10)

Head Coach: Vic Fangio AFC West: 4th Home Stadium: Empower Field at Mile High

Date	W-L	Score	Opponent	Attendance	RUSHING	No.	Yds.	Avg.	Long	TD
Sep 12	W	27-13	at New York Giants	74,119	Gordon	203	918	4.5	70t	8
Sep 19	W	23-13	at Jacksonville Jaguars	58,461	J. Williams	203	903	4.4	49	4
Sep 26	W	26-0	New York Jets	75,882	Bridgewater	30	106	3.5	13	2
Oct 3	L	7-23	Baltimore Ravens	76,490	Lock	10	53	5.3	23t	2
Oct 10	L	19-27	at Pittsburgh Steelers	59,841	Boone	4	35	8.8	16	0
Oct 17	L	24-34	Las Vegas Raiders	76,854	Crockett	3	7	2.3	6	0
Oct 21	L	14-17	at Cleveland Browns	67,431	Judy	2	3	1.5	3	0
Oct 31	W	17-10	Washington Football Team	75,973	BRONCOS	455	2,025	4.5	70t	16
Nov 7	W	30-16	at Dallas Cowboys	93,503	OPPONENTS	441	1,892	4.3	35	9
Nov 14	L	13-30	Philadelphia Eagles	76,766	RECEIVING	No.	Yds.	Avg.	Long	TD
Nov 28	W	28-13	Los Angeles Chargers	75,807	Fant	68	670	9.9	35	4
Dec 5	L	9-22	at Kansas City Chiefs	73,185	Sutton	58	776	13.4	55	2
Dec 12	W	38-10	Detroit Lions	76,211	Patrick	53	734	13.8	44t	5
Dec 19	L	10-15	Cincinnati Bengals	76,134	J. Williams	43	316	7.3	42	3
Dec 26	L	13-17	at Las Vegas Raiders	60,972	Judy	38	467	12.3	40	0
Jan 2	L	13-34	at Los Angeles Chargers	70,240	Okwuegbunam	33	330	10.0	64	2
Jan 8	L	24-28	Kansas City Chiefs	76,012	Gordon	28	213	7.6	30	2

TEAM STATISTICS	Den	Opp
TOTAL FIRST DOWNS	331	312
Rushing	124	99
Passing	179	192
Penalty	28	21
3RD DOWN: MADE/ATT	82/213	101/225
3rd Down Pct.	38.5%	44.9%
4TH DOWN: MADE/ATT	16/28	11/26
4th Down Pct.	57.1%	42.3%
POSSESSION AVG.	30:48	29:12
TOTAL NET YARDS	5,618	5,544
Avg. Per Game	330.5	326.1
Total Plays	1,036	1,039
AVG. PER PLAY	5.4	5.3
NET YARDS RUSHING	2,025	1,892
Avg. Per Game	119.1	111.3
Total Rushes	455	441
NET YARDS PASSING	3,593	3,652
Avg. Per Game	211.4	214.8
Sacked/Yards Lost	40/263	36/249
Gross Yards	3,856	3,901
Att./Completions	541/354	562/341
Completion Pct.	65.4%	60.7%
Had Intercepted	9	13
PUNTS/AVERAGE	67/46.0	60/50.4
NET PUNTING AVG.	42.8	43.9
PENALTIES/YARDS	83/711	104/922
FUMBLES/BALL LOST	12/9	12/6
TOUCHDOWNS	37	36
Rushing	16	9
Passing	20	22
Returns	1	5

SCORE BY PERIODS	1	2	3	4	OT	PTS
BRONCOS	54	106	64	111	0	335
OPPONENTS	71	94	71	86	0	322

SCORING	TD	Ru	Pa	Ret	PAT	FG	2pt	PTS
McManus	0	0	0	0	33/34	26/31	0	111
Gordon	10	8	2	0	0/0	0/0	0	60
J. Williams	7	4	3	0	0/0	0/0	0	42
Patrick	5	0	5	0	0/0	0/0	0	30
Fant	4	0	4	0	0/0	0/0	0	24
Sutton	2	0	2	0	0/0	0/0	1	14
Lock	2	2	0	0	0/0	0/0	0	12
Okwuegbunam	2	0	2	0	0/0	0/0	0	12
Bridgewater	2	2	0	0	0/0	0/0	0	12
Saubert	1	0	1	0	0/0	0/0	0	6
Surtaim	1	0	0	1	0/0	0/0	0	6
Hinton	1	0	1	0	0/0	0/0	0	6
BRONCOS	37	16	20	1	33/34	26/31	1	335
OPPONENTS	36	9	22	5	28/29	24/31	3	322

2-PT. CONVERSIONS: BRONCOS 1-3, OPPONENTS 3-6

SACKS: S. Harris 6.0, D. Jones 5.5, Reed 5.0, Miller 4.5, Weatherly 2.5, Cooper 2.5, Johnson 2.0, Sterns 2.0, Simmons 1.5, Agim 1.5, D. Williams 1.0, Callahan 1.0, Jackson 1.0 **BRONCOS: 36.0, OPPONENTS: 40.0**

FUM/LOST: Gordon 3/3, Spencer 2/2, J. Williams 2/1, Lock 2/1, Okwuegbunam 1/1, Bridgewater 1/1, Judy 1/0, **TOTAL: 12/9**

PASSING	Att.	Comp.	Yds.	Comp.%	Yds/Att.	TD	TD%	Int	Int%	Long	Sack/Lost	Rating
Bridgewater	426	285	3,052	66.9	7.2	18	4.2	7	1.6	64	31/211	84.9
Sutton	111	67	787	60.4	7.1	2	1.8	2	1.8	44	9/52	80.4
Patrick	1	1	16	100.0	16.0	0	0.0	0	0.0	16	0/0	118.8
Hinton	1	1	1	100.0	1.0	0	0.0	0	0.0	1	0/0	79.2
Rypien	2	0	0	0.0	0.0	0	0.0	0	0.0	0	0/0	39.6
BRONCOS	541	354	3,856	65.4	7.1	20	3.7	9	1.7	64	40/263	91.7
OPPONENTS	562	341	3,901	60.7	6.9	22	3.9	13	2.3	59	36/249	85.0

RECEIVING	No.	Yds.	Avg.	Long	TD
Fant	68	670	9.9	35	4
Sutton	58	776	13.4	55	2
Patrick	53	734	13.8	44t	5
J. Williams	43	316	7.3	42	3
Judy	38	467	12.3	40	0
Okwuegbunam	33	330	10.0	64	2
Gordon	28	213	7.6	30	2
Hinton	15	175	11.7	40	1
Saubert	8	47	5.9	11	1
Hamler	5	74	14.8	28	0
Boone	2	22	11.0	19	0
S. Williams	1	34	34.0	34	0
Lock	1	1	1.0	1	0
Spencer	1	-3	-3.0	0	0
BRONCOS	354	3,856	10.9	64	20
OPPONENTS	341	3,901	11.4	59	22

INTERCEPTIONS	No.	Yds.	Avg.	Long	TD
Simmons	5	76	15.2	35	0
Surtaim II	4	70	17.5	70t	1
Sterns	2	47	23.5	46	0
Chubb	1	21	21.0	21	0
Jackson	1	7	7.0	7	0
BRONCOS	13	221	17.0	70t	1
OPPONENTS	9	134	14.9	75t	1

PUNTING	No.	Yds.	Avg.	Net	TB	In20	Long	B
Martin	67	3,083	46.0	42.8	3	28	68	0
BRONCOS	67	3,083	46.0	42.8	3	28	68	0
OPPONENTS	60	3,021	50.4	43.9	8	20	71	0

PUNT RETURNS	No.	FC	Yds.	Avg.	Long	TD
Spencer	26	12	206	7.9	25	0
Hinton	2	2	24	12.0	15	0
BRONCOS	28	14	230	8.2	25	0
OPPONENTS	24	24	150	6.4	42	0

KICKOFF RETURNS	No.	Yds.	Avg.	Long	TD
Spencer	17	291	17.1	26	0
A. Patrick	1	0	0.0	0	0
BRONCOS	18	291	16.2	26	0
OPPONENTS	14	551	39.4	102t	2

FIELD GOALS	1-19	20-29	30-39	40-49	50+
McManus	0/0	7/8	6/6	8/8	5/9
BRONCOS	0/0	7/8	6/6	8/8	5/9
OPPONENTS	1/1	5/5	4/4	6/11	8/10

MCMANUS: (23G, 36G) (32G, 46G, 40G) (45G, 47G, 21G, 36G) (39G, 29G) (32G) (45G, 53N) (53G, 27G, 53N, 42G) (21G, 22B, 28G) (42G) (52G) (54G, 51N) (49G, 55G, 55N) (61G, 23G) (31G)

OPPONENTS: (52N, 48N) (40G, 46G, 20G) (48G, 43G) (50G, 43N, 30G) (52G, 41B) (45B, 52G, 47B) (30G, 52G, 23G) (52N) (56G, 45G, 26G) (36G) (53G, 58G, 26G) (41G) (19G, 23G) (34G, 51G)

2021 DEFENSIVE STATS

(based on unofficial press box statistics)

	TT	UT	A	S-YDS	I-YDS	PD	FF	FR
1 Jackson	88	62	26	1-0	1-7	2	0	0
2 Simmons	80	60	20	1.5-13	5-76	12	0	0
3 Surtain II	56	45	13	0-0	4-70	14	0	0
4 Browning	57	42	15	0-0	0-0	2	0	0
5 Darby	55	42	11	0-0	0-0	6	2	0
6 Fuller	51	40	11	0-0	0-0	4	0	0
7 S. Harris	49	24	25	8-44	0-0	5	2	0
8 Reed	49	24	25	8-44	0-0	5	2	0
9 Griffith	42	21	21	0-0	0-0	0	0	0
10 Williams	39	17	22	1-3	0-0	2	0	0
11 Cooper	37	22	15	2.5-22	0-0	0	0	0
12 Stephen	34	17	17	0-0	0-0	1	0	0
13 Purcell	32	17	16	0-0	0-0	1	0	1
14 Johnson	32	20	12	2-26	0-0	3	0	1
15 Strnad	32	19	13	0-0	0-0	0	0	0
16 Jones	31	18	13	5.5-37	0-0	2	1	0
17 Callahan	29	25	4	-1	0-0	4	0	0
18 Young	29	14	15	0-0	0-0	0	1	0
19 Miller	27	18	9	2-12	0-0	3	0	0
20 T. Harris	27	9	18	0-0	2-7	2	0	0
21 Surtain	19	10	9	4.5-25	0-0	0	0	0
22 Kiser	17	7	10	0-0	0-0	0	0	0
23 Weatherly	14	8	6	2.5-22.5	0-0	0	0	0
24 Ojemudia	11	9	2	0-0	0-0	0	0	0
25 J. Harris	10	9	1	0-0	0-0	0	0	0
26 Hairston	8	6	2	0-0	0-0	4	0	0
27 Jewell	8	6	2	0-0	0-0	0	0	0
28 Robinson	7	5	2	0-0	0-0	0	0	0
29 Agim	4	4	0	1.5-7	0-0	0	0	0
30 Mintze	4	3	1	0-0	0-0	0	0	0
31 Patrick	3	3	0	0-0	0-0	0	0	0
32 Ford	3	3	0	0-0	0-0	0	0	0
33 Locke	1	1	0	0-0	0-0	0	0	0
Spencer	1	0	1	0-0	0-0	0	0	0
TOTALS	968	606	362	36-249	13-221	73	6	5

2021 GAMES STARTED

OFFENSE

QB Bridgewater, Teddy	14
QB Lock, Drew	3
RB Gordon III, Melvin	16
RB Williams, Javonte	1
WR Sutton, Courtland	16
WR Patrick, Tim	16
TE Fant, Noah	16
TE Okuegbunam, Albert	6
WR Jedy, Jerry	5
TE Saubert, Eric	4
WR Hamler, KJ	4
WR Hinton, Kendall	2
WR Williams, Seth	1
C Cushenberry III, Lloyd	16
G Risner, Dalton	15
T Bolles, Garrett	14
T Massie, Bobby	13
G/C Meinerz, Quinn	9
G Glasgow, Graham	7
T Fleming, Cameron	4
G Muti, Netani	3
T Anderson, Calvin	3
G/C Schlottmann, Austin	1

DEFENSE

DE Harris, Shelby	16
DE Jones, Dre Mont	7
NT Purcell, Mike	10
DL Williams, Deshaun	10
OLB Reed, Malik	13
OLB Chubb, Bradley	7
OLB Miller, Von	7
Cooper, Jonathan	5
OLB Patrick, Aaron	6
OLB Weatherly, Stephen	4
ILB Browning, Aaron	1
ILB Johnson, Alexander	6
ILB Young, Kenny	6
ILB Strnad, Justin	5
ILB Griffith, Jonas	4
ILB Jewell, Josey	2
ILB Kiser, Micah	2
S Simmons, Justin	17
ILB Jackson, Kareem	15
S Sterns, Caden	2
CB Surtain II, Pat	15
CB Darby, Ronald	11
CB Fuller, Kyle	10
CB Callahan, Bryce	6
CB Hairston, Nate	3
CB Ojemudia, Michael	1

2021 COACHES

Vic Fangio - Head Coach; **Ed Donatelli** - Defensive Coordinator; **Tom McMahon** - Special Teams Coordinator; **Pat Shurmur** - Offensive Coordinator; **Zach Azzanni** - Wide Receivers; **Chris Beake** - Def. Pass Game Specialist; **Chris Cook** - Off. Quality Control; **Chris Gould** - Asst. Special Teams; **Wade Harman** - Tight Ends; **Reggie Herring** - Linebackers; **Mike Hiestand** - Asst. Defensive Line/Asst. to Head Coach; **Korey Jones** - Asst. Strength and Conditioning; **Bill Kollar** - Defensive Line; **Chris Kuper** - Asst. Offensive Line; **Loren Landow** - Strength and Conditioning; **Mark Locher** - Asst. Strength and Conditioning; **Curtis Modkins** - Running Backs; **Mike Munchak** - Offensive Line; **Pierre Ngo** - Asst. Strength and Conditioning; **John Pagano** - Outside Linebackers; **Christian Parker** - Defensive Backs; **Justin Rascati** - Off. Quality Control; **Matt Sheldon** - Senior Analyst; **Mike Shula** - Quarterbacks; **Nathaniel Willingham** - Def. Quality Control; **Emily Zailer** - Asst. Player Performance.

2021 LEADERS / RANKINGS

INDIVIDUAL	PLAYER	NO.	AFC RANK	NFL RANK	NFL LEADER	NO.
Points	McManus	111	11th	T-19th	Two Players	150
Rushing Yards	Gordon III	318	7th	11th	Taylor (Ind.)	1,811
Passing Yards	Bridgewater	3,052	11th	23rd	Brady (T.B.)	5,316
Passer Rating	Bridgewater	94.9	4th	12th	Rodgers (G.B.)	111.9
Receiving Yards	Sutton	776	22nd	46th	Kupp (LAR)	1,947
Receptions	Fant	68	21st	T-39th	Kupp (LAR)	145
Interceptions	Simmons	5	T-2nd	T-4th	Diggs (Dal.)	11
Sacks	S. Harris	6	T-24th	T-51st	Watt (Pit.)	22.5

OFFENSE	NO.	RANK	RANK	NFL LEADER	NO.
Points Per Game	19.7	13th	T-23rd	Dallas	31.2
Total Yards Per Game	330.5	11th	19th	Dallas	407.0
Yards Per Play	5.4	10th	19th	San Francisco	6.1
Rushing Yards Per Game	119.1	7th	13th	Philadelphia	159.7
Net Passing Yds. Per Game	211.4	10th	19th	Tampa Bay	307.6

DEFENSE	NO.	RANK	RANK	NFL LEADER	NO.
Points Per Game	18.9	3rd	3rd	Buffalo	17.0
Total Yards Per Game	326.1	4th	8th	Buffalo	272.8
Yards Per Play	5.3	6th	13th	Buffalo	4.6
Rushing Yards Per Game	111.3	8th	15th	Baltimore	84.5
Net Passing Yds. Per Game	214.8	4th	8th	Buffalo	163.0

2021 KEY AWARDS

AP All-Pro (1): S Justin Simmons (second team). **PFWA All-Rookie Team (2):** CB Pat Surtain II, RB Javonte Williams. **Darrent Williams Good Guy Award (1):** QB Teddy Bridgewater. **Demaryius Thomas Team MVP Award (1):** S Justin Simmons.

2021 NFL STANDINGS

AFC EAST

Team	W	L	T	Pct	PF	PA
xz-Buffalo	11	6	0	.647	483	289
xy-New England	10	7	0	.588	462	303
Miami	9	8	0	.529	341	373
N.Y. Jets	4	13	0	.235	310	504

AFC NORTH

Team	W	L	T	Pct	PF	PA
xz-Cincinnati	10	7	0	.588	460	376
xy-Pittsburgh	9	7	1	.559	343	398
Cleveland	8	9	0	.471	349	371
Baltimore	8	9	0	.471	387	392

AFC SOUTH

Team	W	L	T	Pct	PF	PA
xz-Tennessee	12	5	0	.706	419	354
Indianapolis	9	8	0	.529	451	365
Houston	4	13	0	.235	280	452
Jacksonville	3	14	0	.176	253	457

AFC WEST

Team	W	L	T	Pct	PF	PA
xz-Kansas City	12	5	0	.706	480	364
xy-Las Vegas	10	7	0	.588	374	439
L.A. Chargers	9	8	0	.529	474	459
Denver	7	10	0	.412	335	322

NFC EAST

Team	W	L	T	Pct	PF	PA
xz-Dallas	12	5	0	.706	530	358
xy-Philadelphia	9	8	0	.529	444	385
Washington	7	10	0	.412	335	434
N.Y. Giants	4	13	0	.235	258	416

NFC NORTH

Team	W	L	T	Pct	PF	PA
xz-Green Bay	13	4	0	.765	450	371
Minnesota	8	9	0	.471	425	426
Chicago	6	11	0	.353	311	407
Detroit	3	13	1	.206	325	467

NFC SOUTH

Team	W	L	T	Pct	PF	PA
xz-Tampa Bay	13	4	0	.765	511	353
New Orleans	9	8	0	.529	364	335
Atlanta	7	10	0	.412	313	459
Carolina	5	12	0	.294	304	404

NFC WEST

Team	W	L	T	Pct	PF	PA
xz-L.A. Rams	12	5	0	.706	460	372
xy-Arizona	11	6	0	.647	449	366
xy-San Francisco	10	7	0	.588	427	365
Seattle	7	10	0	.412	395	366

x - Playoffs; y - Wild Card Berth; z - Division Title; * - Clinched Division & Home-Field

WILD CARD PLAYOFF GAMES

1/15 - at Cincinnati 26, Las Vegas 19
 1/15 - at Buffalo 47, New England 17
 1/16 - at Tampa Bay 31, Philadelphia 15
 1/16 - San Francisco 23, Dallas 17
 1/16 - at Kansas City 42, Pittsburgh 21
 1/17 - at L.A. Rams 34, Arizona 11

DIVISIONAL PLAYOFF GAMES

1/22 - Cincinnati 19, at Tennessee 16
 1/22 - San Francisco 13, at Green Bay 10
 1/23 - L.A. Rams 30, at Tampa Bay 27
 1/23 - at Kansas City 42, Buffalo 36 OT

CONFERENCE CHAMPIONSHIPS

1/30 - Cincinnati 27, at Kansas City 24 OT
 1/30 - at L.A. Rams 20, San Francisco 17

SUPER BOWL LVI (LOS ANGELES)

2/13 - L.A. Rams 23, at Cincinnati 20

Stat/Coverage: 2021 Season Highlights Year-by-Year Stats Postseason Records Historical Statistics

2020 FINAL STATISTICS (5-11)

Head Coach: Vic Fangio AFC West: 4th Home Stadium: Empower Field at Mile High

Date	W-L	Score	Opponent	Attendance	RUSHING	No.	Yds.	Avg.	Long	TD
Sep 14	L	14-16	Tennessee Titans	0	Gordon	215	986	4.6	65	9
Sep 20	L	21-26	at Pittsburgh Steelers	0	Lindsay	118	502	4.3	55	1
Sep 27	L	10-28	Tampa Bay Buccaneers	5,226	Freeman	35	170	4.9	23	0
Oct 1	W	37-28	at New York Jets	0	Lock	44	160	3.6	16	3
Oct 18	W	18-12	at New England Patriots	0	Hamler	9	40	4.4	15	0
Oct 25	L	16-43	Kansas City Chiefs	5,314	Driskel	6	28	4.7	9	0
Nov 1	W	31-30	Los Angeles Chargers	5,231	Spencer	3	19	6.3	9	0
Nov 8	L	27-34	at Atlanta Falcons	7,665	Bellamy	4	11	2.8	8	0
Nov 15	L	12-37	at Las Vegas Raiders	0	Hinton	2	7	3.5	5	0
Nov 22	W	20-13	Miami Dolphins	5,351	Martin	1	0	0.0	0	0
Nov 29	L	3-31	New Orleans Saints	0	Rypien	5	-5	-1.0	-1	0
Dec 6	L	16-22	at Kansas City Chiefs	12,578	BRONCOS	442	1,918	4.3	65	13
Dec 13	W	32-27	at Carolina Panthers	5,768	OPPONENTS	434	2,080	4.8	59	22
Dec 19	L	19-48	Buffalo Bills	0	RECEIVING	No.	Yds.	Avg.	Long	TD
Dec 27	L	16-19	at Los Angeles Chargers	0	Fant	62	673	10.9	37	3
Jan 3	L	31-32	Las Vegas Raiders	0	Jeady	52	856	16.5	92	3
					Patrick	51	742	14.5	61	6
					Gordon	32	158	4.9	20	1
					Hamler	30	381	12.7	49	3
					Hamilton	23	293	12.7	40	2
					Vannett	14	95	6.8	19	1
					Freeman	12	81	6.8	28	0
					Okwuegbunam	11	121	11.0	27	1
					Fumagalli	8	80	10.0	29	1
					Lindsay	7	28	4.0	11	0
					Cleveland	6	63	10.5	17	0
					Sutton	3	66	22.0	45	0
					Spencer	3	26	8.7	10	0
					Butt	2	5	2.5	5	0
					Bellamy	1	5	5.0	5	0
					BRONCOS	317	3,673	11.6	92	21
					OPPONENTS	374	4,089	10.9	84	21

TEAM STATISTICS		Den	Opp
TOTAL FIRST DOWNS		308	333
Rushing		94	106
Passing		176	201
Penalty		38	26
3RD DOWN: MADE/ATT		82/212	88/219
3rd Down Pct.		38.7%	40.2%
4TH DOWN: MADE/ATT		4/15	7/14
4th Down Pct.		26.7%	50.0%
POSSESSION AVG.		28:59	31:01
TOTAL NET YARDS		5,369	5,887
Avg. Per Game		335.6	367.9
Total Plays		1,030	1,043
AVG. PER PLAY		5.2	5.6
NET YARDS RUSHING		1,918	2,080
Avg. Per Game		119.9	130.0
Total Rushes		442	434
NET YARDS PASSING		3,451	3,807
Avg. Per Game		215.7	237.9
Sacked/Yards Lost		32/222	42/282
Gross Yards		3,673	4,089
Att./Completions		556/317	567/374
Completion Pct.		57.0%	66.0%
Had Intercepted		23	10
PUNTS/AVERAGE		66/46.1	63/44.9
NET PUNTING AVG.		41.4	39.1
PENALTIES/YARDS		81/670	106/952
FUMBLES/BALL LOST		23/9	47/7
TOUCHDOWNS		35	46
Rushing		13	22
Passing		21	21
Returns		1	4

SCORE BY PERIODS		1	2	3	4	OT	PTS
BRONCOS		54	75	71	123	0	323
OPPONENTS		74	151	78	143	0	446

SCORING		TD	Ru	Pa	Ret	PAT	FG	2pt	PTS
McManus	0	0	0	0	24/27	28/34	0	108	
Gordon	10	9	1	0	0/0	0/0	0	60	
Patrick	6	0	6	0	0/0	0/0	0	36	
Jeady	3	0	3	0	0/0	0/0	1	20	
Fant	3	0	3	0	0/0	0/0	1	20	
Lock	3	3	0	0	0/0	0/0	0	18	
Hamler	3	0	3	0	0/0	0/0	0	18	
Hamilton	2	0	2	0	0/0	0/0	0	12	
Fumagalli	1	0	1	0	0/0	0/0	0	6	
Lindsay	1	1	0	0	0/0	0/0	0	6	
Vannett	1	0	1	0	0/0	0/0	0	6	
Spencer	1	0	0	1	0/0	0/0	0	6	
Okwuegbunam	1	0	1	0	0/0	0/0	0	6	
Russolino	0	0	0	0	1/3	0/1	0	1	
BRONCOS	35	13	21	1	25/30	28/35	2	323	
OPPONENTS	47	22	21	4	41/44	39/42	1	446	

2-PT. CONVERSIONS: BRONCOS 2-5, OPPONENTS 1-3

SACKS: Reed 8.0, Chubb 7.5, D. Jones 6.5, Attachu 5.0, Walker 4.5, S. Harris 2.5, Jewell 2.0, Williams 2.0, Parks 1.0, Purcell 1.0, Johnson 1.0, Chickillo 1.0, **BRONCOS: 42.0, OPPONENTS: 32.0**

FUM/LOST: Gordon 4/4, Lock 8/3, Cushenberry 2/1, Hamler 2/0, Jeady 2/0, Spencer 2/0, Hamilton 1/1, Martin 1/0, Rypien 1/0, **TOTAL: 23/9**

PASSING	Att.	Comp.	Yds.	Comp.%	Yds/Att.	TD	TD%	Int	Int%	Long	Sack/Lost	Rating
Lock	443	254	2,933	57.3	6.6	16	3.6	15	3.4	92	19/23	75.4
Driskel	64	35	432	54.7	6.8	3	4.7	2	3.1	45	11/98	78.4
Rypien	40	27	295	67.5	7.4	2	5.0	4	10.0	48	1/0	66.2
Hinton	9	1	13	11.1	1.4	0	0.0	2	22.2	13	1/1	0.0
BRONCOS	556	317	3,673	57.0	6.6	21	3.8	23	4.1	92	32/222	72.5
OPPONENTS	567	374	4,089	66.0	7.2	21	3.7	10	1.8	84	42/282	92.1

INTERCEPTIONS		No.	Yds.	Avg.	Long	TD
Simmons		5	90	18.0	46	0
Callahan		2	0	0.0	0	0
Bassey		1	26	26.0	26	0
Jackson		1	13	13.0	13	0
Williams		1	1	1.0	1	0
BRONCOS		10	130	13.0	46	0
OPPONENTS		23	336	14.6	50	2

PUNTING		No.	Yds.	Avg.	Net	TB	In20	Long	B
Martin		65	3,040	46.8	41.4	4	19	69	1
BRONCOS		66	3,040	46.1	41.4	4	19	69	1
OPPONENTS		63	2,829	44.9	39.1	5	26	66	0

PUNT RETURNS		No.	FC	Yds.	Avg.	Long	TD
Spencer		16	14	253	15.8	83	1
Hamler		3	5	6	2.0	8	0
Callahan		1	6	8	8.0	8	0
BRONCOS		20	25	267	13.4	83	1
OPPONENTS		28	13	226	8.1	30	0

KICKOFF RETURNS		No.	Yds.	Avg.	Long	TD
Spencer		15	281	18.7	28	0
Cleveland		10	234	23.4	31	0
Hamler		2	42	21.0	24	0
BRONCOS		27	557	20.6	31	0
OPPONENTS		21	627	29.9	102	1

FIELD GOALS		1-19	20-29	30-39	40-49	50+
McManus		0/0	6/6	4/5	8/8	10/15
Russolino		0/0	0/0	0/0	0/0	0/1
BRONCOS		0/0	6/6	4/5	8/8	10/16
OPPONENTS		0/0	12/12	14/14	8/11	5/5

MCMANUS: (49G, 58N, 28G) (56G) (40G, 54G, 53G) (45G, 44G, 27G), (52G, 20G, 54G) (43G) (35G) (43G, 41G) (50G, 33G) (29G, 47G) (58G) (53G, 57N) (37N, 30G, 50G, 52G) (22G, 56N, 70B, 37G, 26G, 63B)

RUSSOLINO: (51N)

OPPONENTS: (47N, 44B, 42N, 25G) (21G) (43G, 35G) (26G, 38G, 32G, 54G, 36G) (41G, 38G) (40G, 31G, 26G) (52G, 47G, 33G) (52G, 35G) (24G, 52G, 22G) (41G, 53G) (40G) (35G, 24G, 23G, 31G, 48G) (35G, 26G) (27G, 27G) (37G, 43G, 25G, 37G) (33G)

2020 DEFENSIVE STATS

(based on unofficial press box statistics)

	TT	UT	A	S-YDS	I-YDS	PD	FF	FR
1 Johnson	124	72	52	1-10	0-0	2	2	0
2 Jewell	111	66	45	2-16	0-0	4	0	0
3 Simmons	96	77	19	0-0	5-90	9	0	1
4 Jackson	90	67	23	0-0	1-13	4	0	2
5 Ojemudia	62	55	7	0-0	0	6	4	0
6 Reed	51	32	19	8-61.5	0-0	1	1	0
7 Callahan	42	36	6	0-0	2-0	5	0	1
8 Chubb	42	26	16	7.5-50	0-0	0	1	0
9 Jones	41	26	15	6.5-36	0-0	2	0	0
10 D. Williams	37	20	17	2-7	1-1	3	0	0
11 S. Harris	32	20	12	2.5-16	0-0	7	1	0
12 Attaochu	30	23	7	5-22	0-0	0	1	0
13 Bouye	23	21	2	0-0	0	6	0	0
14 Bassey	22	20	2	0-0	1-26	2	0	0
15 Bausby	19	19	0	0-0	0-0	5	0	0
16 Parks	18	16	2	1-16	0-0	0	0	0
17 Walker	18	9	9	4.5-28.5	0-0	0	1	0
18 Purcell	15	10	5	1-10	0-0	0	0	0
19 Casey	14	7	7	0-0	0-0	3	0	0
20 Chickillo	11	7	4	1-9	0-0	1	0	0
21 S. Williams	9	4	5	0-0	0-0	2	0	0
22 Motley	8	5	3	0-0	0-0	1	0	1
23 Agim	8	2	6	0-0	0-0	1	0	0
24 Dawson	5	0	5	0-0	0-0	0	0	0
25 D. Harris	3	3	0	0-0	0-0	0	0	0
26 Holder	3	2	1	0-0	0-0	0	0	0
27 Toliver II	3	2	1	0-0	0-0	0	0	0
28 Tuszka	2	1	1	0-0	0-0	0	0	0
29 Locke	1	1	0	0-0	0-0	0	0	0
30 Jones	1	0	1	0-0	0-0	0	0	0
TOTALS	941	649	292	42-282	10-130	64	11	5

2020 GAMES STARTED

OFFENSE		DEFENSE	
QB Lock, Drew	13	DE Harris, Shelby	11
QB Driskel, Jeff	1	DE Jones, DreMont	8
QB Rypien, Brett	1	DE Walker, DeMarcus	4
RB Gordon III, Melvin	10	DE Casey, Jurrell	3
RB Lindsay, Phillip (1 at QB)	8	NT Purcell, Mike	11
FB Cox, Jeremy	8	NT Harris, DeShawn (1 at DE)	11
WR Patrick, Tim	15	OLB Chubb, Bradley	6
WR Jedy, Jerry	14	OLB Reed, Malik	13
WR Hamler, KJ	4	OLB Attaochu, Jeremiah	5
WR Hamilton, DaeSean	2	ILB Jewell, Josey	16
WR Sutton, Courtland	1	ILB Johnson, Alexander	16
TE Fant, Noah	14	ILB Johnson, Kareem	16
TE Vannett, Nick	11	S Jackson, Kareem	16
TE Butt, Jake	1	S Simmons, Justin	11
C Cushmanberry III, Lloyd	16	CB Ojemudia, Michael (1 at DE)	11
G Risner, Dalton	16	CB Callahan, Bryce	10
T Bolles, Garrett	16	CB Bouye, A.J.	7
G Glasgow, Graham	13	CB Basseg, Essang (all at DE)	3
T Dotson, Demar	8	CB Bausby, De Vante	3
T Wilkinson, Elijah	7	CB Dawson, Duke (at DE)	1
T Anderson, Calvin	2	CB Harris, Davontae	1
G/C Schlottmann, Austin	2	CB Motley, Parnell	1
G Muti, Ntani	1		

2020 COACHES

Vic Fangio - Head Coach; **Ed Donatelli** - Defensive Coordinator; **Tom McMahon** - Special Teams Coordinator; **Pat Shurmur** - Offensive Coordinator; **Zach Azanski** - Wide Receivers; **Chris Beake** - Def. Quality Control; **Rob Calabrese** - Off. Quality Control; **Chris Gould** - Asst. Special Teams; **Wade Harman** - Tight Ends; **Reggie Herring** - Linebackers; **Mike Hiestand** - Asst. to Head Coach/Def. Quality Control; **Renaldo Hill** - Defensive Backs; **Korey Jones** - Asst. Strength and Conditioning; **Bill Kollar** - Defensive Line; **Chris Kuper** - Asst. Offensive Line; **Loren Landow** - Strength and Conditioning; **Anthony Lombardo** - Asst. Strength and Conditioning; **Curtis Modkins** - Running Backs; **Mike Munchak** - Offensive Line; **John Pagano** - Outside Linebackers; **Justin Rascati** - Off. Quality Control; **Mike Shula** - Quarterbacks; **Cedric Smith** - Asst. Strength and Conditioning; **Nathaniel Wittingham** - Def. Quality Control; **Emily Zaler** - Asst. Player Performance.

2020 LEADERS / RANKINGS

INDIVIDUAL	PLAYER	NO.	AFC RANK	NFL RANK	NFL LEADER	NO.
Points	McManus	108	T-8	T-18	Three Players	144
Rushing Yards	Gordon III	386	7	10	Henry (Ten.)	2,027
Passing Yards	Lock	2,933	10	21	Watson (Hou.)	4,823
Passer Rating	Lock	78.4	39	72	Rodgers (G.B.)	121.5
Receiving Yards	Jedy	866	15	32	Diggs (Buf.)	1,535
Receptions	Fant	62	T-17	T-44	Diggs (Buf.)	127
Interceptions	Simmons	5	4	T-4	Howard (Mia.)	10
Sacks	Reed	8	T-7	T-21	T.J. Watt (Pit.)	15.0

AFC	NFL	AFC	NFL	AFC	NFL
OFFENSE	NO.	RANK	RANK	NFL LEADER	NO.
Points Per Game	20.2	13	28	Green Bay	31.8
Total Yards Per Game	335.6	11	23	Kansas City	415.8
Yards Per Play	5.2	12	T-24	Houston	6.4
Rushing Yards Per Game	119.9	6	13	Baltimore	191.9
Net Passing Yds. Per Game	215.7	12	26	Kansas City	303.4

DEFENSE	NO.	RANK	RANK	NFL LEADER	NO.
Points Per Game	27.9	12	25	L.A. Rams	18.5
Total Yards Per Game	367.9	T-9	T-20	L.A. Rams	28.9
Yards Per Play	5.6	8	20	L.A. Rams	4.6
Rushing Yards Per Game	130.0	12	25	Tampa Bay	80.6
Net Passing Yds. Per Game	237.9	7	T-16	L.A. Rams	190.7

2020 KEY AWARDS

Pro Bowl (2): OLB Bradley Chubb, S Justin Simmons

2020 NFL STANDINGS

AFC EAST	Team	W	L	T	Pct	PF	PA
y-Buffalo	13	3	0	0	.813	501	375
Miami	10	6	0	0	.625	404	338
New England	7	9	0	0	.438	326	353
N.Y. Jets	2	14	0	0	.125	243	457

AFC NORTH	Team	W	L	T	Pct	PF	PA
y-Pittsburgh	12	4	0	0	.750	416	312
x-Baltimore	11	5	0	0	.688	468	303
x-Cleveland	11	5	0	0	.688	408	419
Cincinnati	4	11	1	0	.281	311	424

AFC SOUTH	Team	W	L	T	Pct	PF	PA
y-Tennessee	11	5	0	0	.688	491	439
x-Indianapolis	11	5	0	0	.688	451	362
Houston	4	12	0	0	.250	384	464
Jacksonville	1	15	0	0	.063	306	492

AFC WEST	Team	W	L	T	Pct	PF	PA
yz*-Kansas City	14	2	0	0	.875	473	362
Las Vegas	8	8	0	0	.500	434	478
L.A. Chargers	7	9	0	0	.438	384	426
Denver	5	11	0	0	.313	323	446

NFC EAST	Team	W	L	T	Pct	PF	PA
y-Washington	7	9	0	0	.438	335	329
N.Y. Giants	6	10	0	0	.375	280	357
Dallas	6	10	0	0	.375	395	473
Philadelphia	4	10	1	0	.300	320	398

NFC NORTH	Team	W	L	T	Pct	PF	PA
yz*-Green Bay	13	3	0	0	.813	509	369
x-Chicago	8	8	0	0	.500	372	370
Minnesota	7	9	0	0	.438	430	475
Detroit	5	11	0	0	.313	377	519

NFC SOUTH	Team	W	L	T	Pct	PF	PA
y-New Orleans	12	4	0	0	.750	482	337
x-Tampa Bay	11	5	0	0	.688	492	355
Carolina	5	11	0	0	.313	350	402
Atlanta	4	12	0	0	.250	396	414

NFC WEST	Team	W	L	T	Pct	PF	PA
y-Seattle	12	4	0	0	.750	459	371
x-L.A. Rams	10	6	0	0	.625	372	296
Arizona	8	8	0	0	.500	410	376
San Francisco	6	10	0	0	.375	376	390

x - Playoffs; y - Division Title; z - First-round Bye; * - Home-field Advantage

WILD CARD PLAYOFF GAMES

1/9 - at Buffalo 27, Indianapolis 24
 1/9 - L.A. Rams 30, at Seattle 20
 1/9 - Tampa Bay 31, at Washington 23
 1/10 - Baltimore 20, at Tennessee 13
 1/10 - at New Orleans 21, Chicago 9
 1/10 - Cleveland 48, at Pittsburgh 37

DIVISIONAL PLAYOFF GAMES

1/16 - at Green Bay 32, L.A. Rams 18
 1/16 - at Buffalo 17, Baltimore 3
 1/17 - at Kansas City 22, Cleveland 17
 1/17 - Tampa Bay 30, at New Orleans 20

CONFERENCE CHAMPIONSHIPS

1/24 - Tampa Bay 31, at Green Bay 26
 1/24 - at Kansas City 38, Buffalo 24

SUPER BOWL LV (TAMPA BAY)

2/7 - Tampa Bay 31, Kansas City 9

2019 FINAL STATISTICS (7-9)

Head Coach: Vic Fangio AFC West: 2nd Home Stadium: Empower Field at Mile High

Date	W-L	Score	Opponent	Attendance	RUSHING	No.	Yds.	Avg.	Long	TD
Sep 9	L	16-24	at Oakland Raiders	52,359	Lindsay	224	1,011	4.5	40	7
Sep 15	L	14-16	Chicago Bears	76,885	Freeman	132	496	3.8	26	3
Sep 22	L	16-27	at Green Bay Packers	78,078	Lock	18	72	4.0	12	0
Sep 29	L	24-26	Jacksonville Jaguars	76,219	Allen	10	39	3.9	11	0
Oct 6	W	20-13	at Los Angeles Chargers	25,357	Flacco	12	20	1.7	9	0
Oct 13	W	16-0	Tennessee Titans	75,815	Sutton	3	17	5.7	9	0
Oct 17	L	6-30	Kansas City Chiefs	76,748	Booker	2	9	4.5	5	0
Oct 27	L	13-16	at Indianapolis Colts	61,653	Spencer	3	6	2.0	9	0
Nov 3	W	24-19	Cleveland Browns	76,743	Beck	1	3	3.0	3	0
Nov 17	L	23-27	at Minnesota Vikings	66,883	Janovich	1	1	1.0	1	1
Nov 24	L	3-20	at Buffalo Bills	67,338	Fant	3	-12	-4.0	-2	0
Dec 1	W	23-20	Los Angeles Chargers	74,638	BRONCOS	409	1,662	4.1	40	11
Dec 8	W	38-24	at Houston Texans	71,769	OPPONENTS	426	1,783	4.2	81	9
Dec 15	L	3-23	at Kansas City Chiefs	73,257	RECEIVING	No.	Yds.	Avg.	Long	TD
Dec 22	W	27-17	Detroit Lions	74,115	Sutton	72	1,112	15.4	70	6
Dec 29	W	16-15	Oakland Raiders	76,334	Freeman	43	256	6.0	19	1

TEAM STATISTICS		Den	Opp
TOTAL FIRST DOWNS		279	305
Rushing		77	96
Passing		162	175
Penalty		40	34
3RD DOWN: MADE/ATT		64/202	79/211
3rd Down Pct.		31.7%	37.4%
4TH DOWN: MADE/ATT		11/16	9/19
4th Down Pct.		68.8%	47.4%
POSSESSION AVG.		29:21	30:39
TOTAL NET YARDS		4,777	5,392
Avg. Per Game		298.6	337.0
Total Plays		954	1,003
AVG. PER PLAY		5.0	5.4
NET YARDS RUSHING		1,662	1,783
Avg. Per Game		103.9	111.4
Total Rushes		409	426
NET YARDS PASSING		3,115	3,609
Avg. Per Game		194.7	225.6
Sacked/Yards Lost		41/286	40/213
Gross Yards		3,401	3,822
Att./Completions		504/312	537/348
Completion Pct.		61.9%	64.8%
Had Intercepted		10	10
PUNTS/AVERAGE		78/44.4	71/46.5
NET PUNTING AVG.		78/39.4	71/41.9
PENALTIES/YARDS		110/912	121/1,104
FUMBLIES/BALL LOST		21/6	16/7
TOUCHDOWNS		28	31
Rushing		11	9
Passing		16	19
Returns		1	3

SCORE BY PERIODS	1	2	3	4	OT	PTS
BRONCOS	78	95	52	57	0	282
OPPONENTS	39	86	87	104	0	316

SCORING	TD	Ru	Pa	Ret	PAT	FG	2pt	PTS
McManus	0	0	0	0	25/26	29/34	0	112
Lindsay	7	7	0	0	0/0	0/0	0	42
Sutton	6	0	6	0	0/0	0/0	0	36
Freeman	4	3	1	0	0/0	0/0	0	24
Fant	3	0	3	0	0/0	0/0	0	18
Sanders	2	0	2	0	0/0	0/0	1	14
Beck	1	0	1	0	0/0	0/0	0	6
Fumagalli	1	0	1	0	0/0	0/0	0	6
Hamilton	1	0	1	0	0/0	0/0	0	6
Heurman	1	0	1	0	0/0	0/0	0	6
Jackson	1	0	0	1	0/0	0/0	0	6
Janovich	1	1	0	0	0/0	0/0	0	6
BRONCOS	28	11	16	3	25/26	29/34	1	282
OPPONENTS	31	9	19	3	26/27	34/39	1	316

2-PT. CONVERSIONS: BRONCOS 1-2, OPPONENTS 1-4

SACKS: Miller 8.0, Wolfe 7.0, S. Harris 6.0, Walker 4.0, Attaochu 3.5, D. Jones 3.5, Reed 2.0, Jewell 1.5, Johnson 1.5, Chubb 1.0, Hollins 1.0, Parks 1.0, **BRONCOS: 40.0, OPPONENTS: 41.0**

FUM/LOST: Flacco 8/3, Spencer 3/1, Lock 3/1, Sutton 2/0, Wadman 1/0, Brown 1/0, Fant 1/1, McGovern 1/0, Simmons 1/0.

BRONCOS	OPPONENTS
312	348
3,401	3,822
10.9	11.0
757	75
16	19

INTERCEPTIONS	No.	Yds.	Avg.	Long	TD
Simmons	4	30	7.5	17	0
Jackson	2	28	14.0	24	0
Harris Jr.	1	11	11.0	11	0
Parks	1	11	11.0	11	0
Jones	1	7	7.0	7	0
Johnson	1	0	0.0	0	0
BRONCOS	10	87	8.7	24	0
OPPONENTS	10	118	11.8	31	0

PUNTING	No.	Yds.	Avg.	Net	TB	In20	Long	B
Wadman	78	3,464	44.4	39.4	4	29	64	0
BRONCOS	78	3,464	44.4	39.4	4	29	64	0
OPPONENTS	71	3,303	46.5	41.9	6	35	75	0

PUNT RETURNS	No.	FC	Yds.	Avg.	Long	TD
Spencer	26	29	208	8.0	42	0
Brown	1	0	0	0.0	0	0
BRONCOS	27	29	208	7.7	42	0
OPPONENTS	32	21	314	9.8	68T	2

KICKOFF RETURNS	No.	Yds.	Avg.	Long	TD
Spencer	15	436	29.1	60	0
Booker	5	112	22.4	32	0
Patrick	1	-14	-14.0	-14	0
BRONCOS	21	534	25.4	60	0
OPPONENTS	17	456	26.8	72	0

FIELD GOALS	1-19	20-29	30-39	40-49	50+
McManus	0/0	6/6	9/9	10/12	4/7
BRONCOS	0/0	6/6	9/9	10/12	4/7
OPPONENTS	0/0	10/10	11/12	8/11	5/6

MCMANUS: (64N, 26G, 26G, 39G) (43G, 32G) (30G) (33G) (40G, 54N, 46G) (31G, 53G, 48G) (45N) (21G, 29G) (43G) (47G, 29G, 41G, 43N) (45G) (31G, 52G, 53G) (36G) (32G) (34G, 26G) (43G, 49G, 51G, 57N)

OPPONENTS: (29G) (40G, 52G, 53G) (42G, 41G, 45N) (25G, 40G, 34G, (33G) (48B, 45G, 32G)) (33G, 20G, 39G) (45N, 55G, 45G, 51G) (39G, 30G, 27G, 30G)) (39G, 23G) (30G, 55N, 46G) (54G) (23G, 24G, 44G) (26G) (39N, 23G, 33G, 28G)

PASSING	Att.	Comp.	Yds.	Comp.%	Yds/Att.	TD	TD%	Int	Int%	Long	Sack/Lost	Rating
Flacco	262	171	1,822	65.3	7.0	6	2.3	5	1.9	70	25/194	85.1
Lock	156	100	1,020	64.1	6.6	7	4.5	3	1.9	48	5/26	89.7
Allen	84	39	515	46.4	6.1	3	3.6	2	2.4	75	9/59	68.3
Sutton	1	1	38	100.0	38.0	0	0.0	0	0.0	38	0/0	118.8
Beck	1	1	6	100.0	6.0	0	0.0	0	0.0	6	0/0	91.7
Wadman	0	0	0	—	—	0	—	0	—	—	1/7	—
BRONCOS	504	312	3,401	61.9	6.8	16	3.2	10	2.0	757	41/286	84.1
OPPONENTS	537	346	3,822	64.8	7.1	19	3.5	10	1.9	75	40/213	89.8

2019 DEFENSIVE STATS

(based on unofficial press box statistics)

	TT	UT	A	S-YDS	I-YDS	PD	FF	FR
1 Davis	134	78	56	0-0	0-0	1	0	0
2 Simmons	93	65	28	0-0	4-30	15	0	0
Johnson	93	51	42	1.5-3.5	1-0	3	2	1
4 Jackson	71	48	23	0-0	2-28	10	1	0
5 Harris Jr.	56	44	12	0-0	1-11	6	1	0
6 S. Harris	49	28	21	6-33	0-0	9	1	0
7 Purcell	48	28	20	0-0	0-0	0	0	0
8 Miller	46	33	13	8-32.5	0-0	2	0	0
9 Yiadom	38	28	10	0-0	0-0	4	0	0
10 Wolfe	34	23	11	7-41	0-0	1	1	0
Jewell	34	18	16	1.5-5	0-0	0	0	0
12 D. Harris	32	27	5	0-0	0-0	3	0	0
13 Parks	31	25	6	1-7	1-11	2	0	0
14 Reed	24	15	9	2-11	0-0	1	0	1
15 Walker	22	13	9	4-24	0-0	1	0	0
16 Chubb	21	18	5	0-0	0-0	1	1	0
Hollins	21	12	9	1-7	0-0	2	0	0
18 Dawson Jr.	19	15	4	0-0	0-0	2	0	1
Marshall	19	13	6	0-0	0-0	0	1	1
20 Attaochu	17	12	5	4-20	0-0	0	0	1
21 Gotsis	16	11	5	0-0	0-0	2	0	0
22 D. Jones	14	8	6	4-23	1-7	2	0	0
23 Bausby	12	8	4	0-0	0-0	3	0	0
24 Nelson	9	8	6	0-0	0-0	0	0	0
25 J. Harris	9	7	4	0-0	0-0	0	0	0
26 Sensabaugh	2	1	1	0-0	0-0	0	0	0
27 Gooden	1	1	0	0-0	0-0	0	0	0
Peko	1	0	1	0-0	0-0	0	0	0
Sizer	1	0	1	0-0	0-0	0	0	0
TOTALS	965	628	337	40-213	10-87	70	8	5

2019 GAMES STARTED

OFFENSE

QB Flacco, Joe	8
QB Lock, Drew	5
QB Allen, Brandon	3
RB Lindsay, Phillip	16
FB Janovich, Andy	3
WR Sutton, Courtland	14
WR Sanders, Emmanuel	7
WR Hamilton, DaeSean	2
WR Patrick, Tim	2
WR Spencer, Diontae	2
WR Brown, Fred	1
TE Fant, Noah	11
TE Heurman, Jeff	11
TE/FB Beck, Andrew	6
TE Fumagalli, Troy	5
T Bolles, Garrett	16
G/T Wilkinson, Elijah	12
T James, Ja'Wuan	3
T Rodgers, Jake	1
C McGovern, Connor	16
G/C Schlottmann, Austin	9
G Leary, Ron	12

DEFENSE

DE Harris, Shelby	16
DE Wolfe, Derek	12
DE Gotsis, Adam	3
DE Jones, Dre Mont	1
DE Walker, DeMarcus	1
NT Purcell, Mike	7
OLB Miller, Von	9
OLB Reed, Malik	6
OLB Attaochu, Jeremiah	5
OLB Chubb, Bradley	4
OLB Davis, Todd	4
ILB Johnson, Alexander	4
ILB Walker, Josey	3
ILB Nelson, Corey	2
S Simmons, Justin	16
S Jackson, Kareem	13
S Parks, Will	7
S Marshall, Trey	2
CB Harris Jr., Chris	16
CB Yiadom, Isaac	8
CB Harris, Diontae	6
CB Dawson Jr., Duke	3
CB Bausby, De'Yante	2

2019 COACHES

Vic Fangio - Head Coach; **Ed Donatelli** - Defensive Coordinator; **Tom McMahon** - Special Teams Coordinator; **Rich Scangarelo** - Offensive Coordinator; **Zach Ezzi** - Wide Receivers; **Chris Brake** - Def. Quality Control; **Rob Calabrese** - Off. Quality Control; **Chris Gauld** - Asst. Special Teams; **Wade Harman** - Tight Ends; **Reggie Herring** - Linebackers; **Mike Hiestand** - Asst. to Head Coach/Def. Quality Control; **Renaldo Hill** - Defensive Backs; **Tyler Hill** - Asst. Strength and Conditioning; **Bill Kollar** - Defensive Line; **Chris Kuper** - Asst. Offensive Line; **Loren Landow** - Strength and Conditioning; **Anthony Lomando** - Asst. Strength and Conditioning; **T. C. McCartney** - Quarterbacks; **Curtis Modkins** - Running Backs; **Mike Munchak** - Offensive Line; **Justin Rascall** - Off. Quality Control; **Cedric Smith** - Asst. Strength and Conditioning; **Brandon Staley** - Outside Linebackers; **Nathaniel Willingham** - Def. Quality Control.

2019 LEADERS / RANKINGS

INDIVIDUAL	PLAYER	NO.	AFC RANK	NFL RANK	NFL LEADER	NO.
Points	McManus	112	5	13	Butker (K.C.)	147
Rushing Yards	Lindsay	1,011	10	15	Henry (TEN)	1,540
Passing Yards	Flacco	1,822	15	30	Winston (T.B.)	4,109
Passer Rating	Flacco	85.1	12	25	Tannehill (TEN)	117.5
Receiving Yards	Sutton	1,112	8	19	Thomas (N.O.)	1,725
Receptions	Sutton	72	13	T-30	Thomas (N.O.)	149
Interceptions	Simmons	4	T-9	T-11	Three Players	6
Sacks	Miller	8	T-15	T-33	Barrett (T.B.)	19.5

AFC NFL	NO.	RANK	RANK	NFL LEADER	NO.
Points Per Game	17.6	14th	28th	Baltimore	33.2
Total Yards Per Game	298.6	14th	28th	Dallas	431.5
Yards Per Play	5.0	12th	26th	Dallas	6.5
Rushing Yards Per Game	103.9	10th	20th	Baltimore	206.0
Net Passing Yds. Per Game	194.7	13th	28th	Tampa Bay	302.8

DEFENSE	NO.	RANK	RANK	NFL LEADER	NO.
Points Per Game	19.8	6th	10th	New England	14.1
Total Yards Per Game	337.0	7th	12th	New England	275.9
Yards Per Play	5.4	7th	14th	New England	4.7
Rushing Yards Per Game	111.4	9th	16th	Tampa Bay	73.8
Net Passing Yds. Per Game	225.6	8th	11th	San Francisco	169.2

2019 KEY AWARDS

Pro Bowl (2): OLB Von Miller, WR Courtland Sutton **AP All-Pro (1):** S Justin Simmons (second team).

2019 NFL STANDINGS

AFC EAST

Team	W	L	T	Pct	PF	PA
yx-New England	12	4	0	0.75	420	225
x-Buffalo	10	6	0	0.625	314	259
N.Y. Jets	7	9	0	0.438	276	359
Miami	5	11	0	0.313	306	494

AFC NORTH

Team	W	L	T	Pct	PF	PA
z-yx-Baltimore	14	2	0	0.875	531	282
Pittsburgh	8	8	0	0.5	289	303
Cleveland	6	10	0	0.375	335	393
Cincinnati	2	14	0	0.125	279	420

AFC SOUTH

Team	W	L	T	Pct	PF	PA
yx-Houston	10	6	0	0.625	378	385
x-Tennessee	9	7	0	0.563	402	331
Indianapolis	7	9	0	0.438	361	373
Jacksonville	6	10	0	0.375	300	397

AFC WEST

Team	W	L	T	Pct	PF	PA
z-yx-Kansas City	12	4	0	0.75	451	308
Denver	7	9	0	0.438	282	316
Oakland	7	9	0	0.438	313	419
L.A. Chargers	5	11	0	0.313	337	345

NFC EAST

Team	W	L	T	Pct	PF	PA
yx-Philadelphia	9	7	0	0.563	385	354
Dallas	8	8	0	0.5	434	321
N.Y. Giants	4	12	0	0.25	341	421
Washington	3	13	0	0.188	266	435

NFC NORTH

Team	W	L	T	Pct	PF	PA
z-yx-Green Bay	13	3	0	0.813	376	313
x-Minnesota	10	6	0	0.625	407	303
Chicago	8	8	0	0.5	280	298
Detroit	3	12	1	0.188	341	423

NFC SOUTH

Team	W	L	T	Pct	PF	PA
yx-New Orleans	13	3	0	0.813	458	341
Atlanta	7	9	0	0.438	381	399
Tampa Bay	7	9	0	0.438	458	449
Carolina	5	11	0	0.313	340	470

NFC WEST

Team	W	L	T	Pct	PF	PA
z-yx-San Francisco	13	3	0	0.813	479	310
x-Seattle	11	5	0	0.688	405	398
L.A. Rams	9	7	0	0.563	394	364
Arizona	5	10	1	0.313	361	442

x - Playoffs; y - Division Title; z - First-round Bye; ~ - Home-Field Advantage

WILD CARD PLAYOFF GAMES

- 1/4 - at Houston 22, Buffalo 19
- 1/4 - Tennessee 20, at New England 13
- 1/5 - Minnesota 26, at New Orleans 20
- 1/5 - Seattle 17, at Philadelphia 9

DIVISIONAL PLAYOFF GAMES

- 1/11 - at San Francisco 27, Minnesota 10
- 1/11 - Tennessee 28, at Baltimore 12
- 1/12 - at Kansas City 51, Houston 31
- 1/12 - at Green Bay 28, Seattle 23

CONFERENCE CHAMPIONSHIPS

- 1/19 - at Kansas City 35, Tennessee 24
- 1/19 - at San Francisco 37, Green Bay 20

SUPER BOWL LIV (MIAMI)

- 2/2 - Kansas City 31, San Francisco 20

Stats/Standings: Matt Schatz; 2021 Season: Matt Schatz; Year-by-Year Stats: Matt Schatz; Miscellaneous: Matt Schatz

2018 FINAL STATISTICS (6-10)

Head Coach: Vance Joseph AFC West: 3rd Home Stadium: Broncos Stadium at Mile High

Date	W-L	Score	Opponent	Attendance
Sep 9	W	27-24	Seattle Seahawks	76,761
Sep 16	W	20-19	Oakland Raiders	76,696
Sep 23	L	14-27	at Baltimore Ravens	70,156
Oct 1	L	23-27	Kansas City Chiefs	76,656
Oct 7	L	16-34	at New York Jets	77,982
Oct 14	L	20-23	Los Angeles Rams	76,109
Oct 18	W	45-10	at Arizona Cardinals	62,359
Oct 28	L	23-30	at Kansas City Chiefs	77,103
Nov 4	L	17-19	Houston Texans	76,270
Nov 18	W	23-22	at Los Angeles Chargers	25,462
Nov 25	W	24-17	Pittsburgh Steelers	76,536
Dec 2	W	24-10	at Cincinnati Bengals	44,392
Dec 9	L	14-20	at San Francisco 49ers	69,449
Dec 15	L	16-17	Cleveland Browns	76,596
Dec 24	L	14-27	at Oakland Raiders	53,850
Dec 30	L	9-23	Los Angeles Chargers	75,947

TEAM STATISTICS		Den	Opp
TOTAL FIRST DOWNS			
Rushing		107	85
Passing		181	197
Penalty		32	36
3RD DOWN: MADE/ATT			
3rd Down Pct.		69/207	82/211
4TH DOWN: MADE/ATT			
4th Down Pct.		15/25	6/11
POSSESSION AVG.			
TOTAL NET YARDS		28:58	31:02
Avg. Per Game		5,602	5,842
Total Plays		350.1	365.1
AVG. PER PLAY			
NET YARDS RUSHING		1,907	1,913
Avg. Per Game		119.2	119.6
Total Rushes		393	429
NET YARDS PASSING			
Avg. Per Game		369.5	3,929
Sacked/Yards Lost		230.9	245.6
Gross Yards		34/235	44/311
Att./Completions		3,930	4,240
Completion Pct.		588/367	549/353
Had Intercepted		62.4%	64.3%
		15	17
PUNTS/AVERAGE			
NET PUNTING AVG.		85/44.5	79/45.8
PENALTIES/YARDS		85/38.3	79/41.6
FUMBLES/BALL LOST		125/985	123/1,006
TOUCHDOWNS		18/6	23/11
Rushing		39	39
Passing		18	11
Returns		19	26
		2	2

SCORE BY PERIODS	1	2	3	4	OT	PTS
BRONCOS	75	78	86	90	0	329
OPPONENTS	65	136	82	66	0	349

SCORING	TD	Ru	Pa	Ret	PAT	FG	2pt	PTS
McManus	0	0	0	0	35/35	20/25	0	95
Lindsay	10	9	1	0	0/0	0/0	0	60
Freeman	5	5	0	0	0/0	0/0	0	30
Sanders	5	1	4	0	0/0	0/0	0	30
Sutton	4	0	4	0	0/0	0/0	0	24
Thomas	3	0	3	0	0/0	0/0	0	18
Heurman	2	0	2	0	0/0	0/0	0	12
Hamilton	2	0	2	0	0/0	0/0	0	12
Keenum	2	2	0	0	0/0	0/0	0	12
Janovich	1	0	1	0	0/0	0/0	0	6
Booker	1	1	0	0	0/0	0/0	0	6
Patrick	1	0	1	0	0/0	0/0	0	6
Harris	1	0	0	1	0/0	0/0	0	6
Davis	1	0	0	1	0/0	0/0	0	6
LaCosse	1	0	1	0	0/0	0/0	0	6
BRONCOS	39	18	19	2	35/35	20/25	0	329
OPPONENTS	39	11	26	2	35/39	26/31	0	349

2-PT. CONVERSIONS: BRONCOS 0-4, OPPONENTS 0-0

SACKS: Miller 14.5, Chubb 12.0, Barrett 3.0, Gotsis 3.0, Wolfe 1.5, S. Harris 1.5, Kerr 1.5, C. Harris Jr. 1.0, Ray 1.0, Dy. Thomas 1.0, Walker 1.0, Stewart 1.0, TEAM 1.0, Peko Sr. 0.5, Davis 0.5, **BRONCOS: 44.0, OPPONENTS: 34.0**

FUM/LOST: Keenum 11/2, Patrick 2/1, Booker 1/1, Cracraft 1/1, Freeman 1/1, Langley 1/0, Sanders 1/0.

PASSING	Att.	Comp.	Yds.	Comp.%	Yds/Att.
Keenum	586	365	3,890	62.3	6.6
Sanders	1	1	28	100.0	28.0
Wadman	1	1	12	100.0	12.0
BRONCOS	588	367	3,930	62.4	6.6
OPPONENTS	549	353	4,240	64.3	7.7

RUSHING	No.	Yds.	Avg.	Long	TD
Lindsay	192	1,037	5.4	65T	9
Freeman	130	521	4.0	24	5
Booker	34	183	5.4	26	1
Keenum	26	93	3.6	17	2
Sanders	4	53	13.3	35T	1
Patrick	3	17	5.7	13	0
Janovich	2	5	2.5	3	0
Kelly	1	-1	-1.0	-1	0
Sutton	1	-1	-1.0	-1	0
BRONCOS	393	1,907	4.9	65T	18
OPPONENTS	429	1,913	4.5	77T	11

RECEIVING	No.	Yds.	Avg.	Long	TD
Sanders	71	868	12.2	64T	4
Sutton	42	704	16.8	42	4
Booker	38	275	7.2	30	0
De. Thomas	36	402	11.2	45	3
Lindsay	35	241	6.9	29T	1
Heurman	31	281	9.1	36	2
Hamilton	30	243	8.1	24	2
LaCosse	24	250	10.4	44	1
Patrick	23	315	13.7	26	1
Freeman	14	72	5.1	9	0
Janovich	8	112	14.0	32	1
Butt	8	85	10.6	22	0
Parker	5	33	6.6	11	0
Cracraft	1	44	44.0	44	0
Holmes	1	5	5.0	5	0
BRONCOS	367	3,930	10.7	64T	19
OPPONENTS	353	4,240	12.0	97T	26

INTERCEPTIONS	No.	Yds.	Avg.	Long	TD
Harris Jr.	3	68	22.7	53T	1
Simmons	3	8	2.7	8	0
Stewart	2	3	1.5	3	0
Miller	1	42	42.0	42	0
Davis	1	20	20.0	20T	1
Parks	1	11	11.0	11	0
Yardum	1	4	4.0	4	0
Wolfe	1	2	2.0	2	0
S. Harris	1	0	0.0	0	0
Roby	1	0	0.0	0	0
A. Jones	1	0	0.0	0	0
Dy. Thomas	1	0	0.0	0	0
BRONCOS	17	158	9.3	53T	2
OPPONENTS	15	258	17.2	104	0

PUNTING	No.	Yds.	Avg.	Net	TB	In20	Long	B
Wadman	65	2,905	44.7	37.9	7	22	65	0
King	20	881	44.1	39.7	1	7	66	0
BRONCOS	85	3,786	44.5	38.3	8	29	66	0
OPPONENTS	73	3,346	45.8	41.6	9	31	69	1

PUNT RETURNS	No.	FC	Yds.	Avg.	Long	TD
Cracraft	12	11	40	3.3	20	0
A. Jones	10	1	25	2.5	10	0
Hamilton	3	5	31	10.3	13	0
Lindsay	3	0	23	7.7	15	0
McKenzie	2	0	13	6.5	11	0
BRONCOS	30	17	132	4.4	20	0
OPPONENTS	35	20	368	10.5	99T	1

KICKOFF RETURNS	No.	Yds.	Avg.	Long	TD
Booker	10	234	23.4	35	0
Lindsay	7	163	23.3	32	0
A. Jones	4	85	21.3	25	0
Langley	4	61	15.3	18	0
Cracraft	3	43	14.3	23	0
LaCosse	1	10	10.0	10	0
Janovich	1	8	8.0	8	0
BRONCOS	30	604	20.1	35	0
OPPONENTS	28	581	20.8	37	0

FIELD GOALS	1-19	20-29	30-39	40-49	50+
McManus	0/0	5/5	6/6	7/7	2/7
BRONCOS	0/0	5/5	6/6	7/7	2/7
OPPONENTS	0/0	6/6	7/8	11/15	2/2

MCMANUS: (51G,53G)(39G,36G)(142G,34G,46G)(30G)(28G,24G)(41G)(55N,36G)(44G,62N,51N)(34G)(41G)(50N,29G)(1)(44G,42G,29G)(58N)(28G)

OPPONENTS: (35G,46N)(26G,46G)(52G,43B,52G)(33G,21G)(30N,49G,30G)(26G,39G,47N,21G)(43G)(24G)(46G,37G)(46G,45G,30G)(48B,41G)(35G)(40G,29G)(40G)

TD	TD%	Int	Int%	Long	Sack/Lost	Rating
18	3.1	15	2.6	64T	34/ 235	81.2
1	0.0	0	0.0	28.0	0/0	158.3
0	0.0	0	0.0	12.0	0/0	116.7
BRONCOS	19	3.2	15	2.6	64T	34/ 235
OPPONENTS	26	4.7	17	3.1	97T	44/ 311

2018 DEFENSIVE STATS

(based on unofficial press box statistics)

	UT	UT	A	S-YDS	I-YDS	PD	FF	FR
1 Davis	114	80	34	0-5	1-20	7	0	0
2 Simmons	97	71	26	0-0	3-8	4	0	0
3 Stewart	60	46	14	1-4.5	2-3	3	0	1
Chubb	60	41	19	12-83	0-0	1	2	1
5 Jewell	51	33	18	0-0	0-0	3	0	0
6 Roby	50	45	5	0-0	1-0	12	2	0
7 C. Harris	49	40	9	1-9	3-68	10	0	0
8 Miller	48	29	19	14.5-98	1-42	3	4	1
9 Wolfe	43	31	12	1.5-13.5	1-2	6	0	1
10 Marshall	42	22	20	0-0	0-0	1	0	0
11 S. Harris	39	23	16	1.5-12.5	1-0	4	0	0
Parks	39	23	16	0-0	1-11	4	1	0
13 Gotsis	38	25	13	3-17	0-0	6	2	1
14 Kerr	33	15	18	1.5-7	0-0	1	0	0
15 Peko	31	20	11	0.5-4.5	0-0	2	0	0
16 Barrett	28	20	8	3-38	0-0	1	0	0
17 Brock	23	19	4	0-0	0-0	6	0	0
18 Yladiom	17	14	3	0-0	1-4	3	0	0
19 Cravens	16	11	5	0-0	0-0	0	0	0
20 Ray	10	6	4	1-6	0-0	1	1	0
21 A. Jones	9	9	0	0-0	1-0	3	0	0
22 Dy, Thomas	6	4	2	0-0	1-0	1	0	0
23 Holland	6	1	5	0-0	0-0	0	0	0
24 J. Jones	4	4	0	0-0	0-0	0	0	0
Walker	4	2	2	1-6	0-0	0	0	1
26 Bierria	2	1	1	0-0	0-0	0	0	0
27 Ja. Taylor	1	1	0	0-0	0-0	0	1	0
S. Thomas	1	0	1	0-0	0-0	0	0	0
TOTALS	814	586	228	44-311	17-158	82	13	8

2018 GAMES STARTED

OFFENSE

QB Keenum, Case	16
RB Lindsay, Phillip	8
RB Freeman, Royce	8
FB Janovich, Andy	7
WR Sanders, Emmanuel	12
WR Sutton, Courtland	8
WR Thomas, Demaryius	5
WR Hamilton, DaeSean	5
WR Patrick, Tim	4
TE Heuerman, Jeff	10
TE LaCosse, Matt	5
TE Butt, Jake	3
TE Parker, Brian	1
T Bolles, Garrett	16
T Veldheer, Jared	12
T Wilkinson, Elijah	9
C Paradis, Matt	7
G/C McGovern, Connor	15
G Turner, Billy	11
G Garcia, Max	4
G Leary, Ron	6

DEFENSE

DE Wolfe, Derek	16
DE Gotsis, Adam	12
NT Peko Sr., Donata	8
ILB Miller, Von	16
ILB Chubb, Bradley	16
ILB Davis, Todd	16
ILB Jewell, Jesse	9
ILB Marshall, Brandon	5
CB Roby, Bradley	15
CB Harris Jr., Chris	12
CB Brock, Traminee	5
CB Yladiom, Isaac	5
CB Jones, Adam	1
S Simmons, Justin	16
S Stewart, Darian	14
S Parks, Will	3

2018 COACHES

Vance Joseph - Head Coach; **Tom McMahon** - Special Teams Coordinator; **Bill Musgrave** - Offensive Coordinator; **Joe Woods** - Defensive Coordinator; **Zach Azzani** - Wide Receivers; **Chris Beake** - Assistant Defensive Line; **Geep Christy** - Tight Ends; **Charles Gordon** - Defensive Quality Control; **Chris Gould** - Assistant Special Teams; **Reggie Herring** - Linebackers; **Tyler Hill** - Assistant Strength and Conditioning; **Billy Kollar** - Defensive Line; **Chris Krugher** - Offensive Quality Control; **Kim Kubiak** - Offensive Assistant/QB; **Sean Kugler** - Offensive Line - Guards/Centers; **Boren Landow** - Strength and Conditioning; **Anthony Lombardo** - Assistant Strength and Conditioning; **Curtis Modkins** - Running Backs; **Marcus Robertson** - Defensive Backs; **Cedric Smith** - Assistant Strength and Conditioning; **Chris Strausser** - Offensive Line - Tackles; **Mike Sullivan** - Quarterbacks; **Greg Williams** - Defensive Backs.

2018 LEADERS / RANKINGS

INDIVIDUAL	PLAYER	NO.	AFC RANK	NFL RANK	NFL LEADER	NO.
Points	McManus	95	9	22	Fairbairn (HOU)	150
Rushing Yards	Lindsay	1,037	3	9	Elliott (DAL)	1,434
Passing Yards	Keenum	3,890	8	14	Roethlisberger (PIT)	5,129
Passer Rating	Keenum	81.2	13	29	Brees (NO.)	115.7
Receiving Yards	Sanders	868	12	26	Jones (ATL)	1,677
Receptions	Sanders	71	12	T-28	Thomas (N.O.)	125
Interceptions	Two Players	3	T-9	T-18	Three Players	7
Sacks	Miller	14.5	3	T-4	Donals (LAR)	20.0

AFC	NFL	NFL LEADER	NO.
11th	24th	Kansas City	35.3
9th	19th	Kansas City	425.6
8th	18th	Kansas City	6.8
6th	12th	Seattle	160.0
9th	19th	Tampa Bay	320.3

DEFENSE	NO.	AFC RANK	NFL RANK	NFL LEADER	NO.
Points Per Game	21.8	9th	13th	Chicago	17.7
Total Yards Per Game	365.1	10th	22nd	Baltimore	292.9
Yards Per Play	5.7	10th	19th	Chicago	4.8
Rushing Yards Per Game	119.6	10th	21st	Chicago	80.0
Net Passing Yds. Per Game	245.6	9th	20th	Buffalo	179.2

2018 KEY AWARDS

Pro Bowl (2): CB Chris Harris Jr, LS Casey Kreiter, RB Phillip Lindsay, OLB Von Miller. **AP All-Pro (1):** OLB Von Miller (second team).

2018 NFL STANDINGS

AFC EAST

Team	W	L	T	Pct	PF	PA
yz-New England	11	5	0	0.688	436	325
Miami	7	9	0	0.438	319	433
Buffalo	6	10	0	0.375	269	374
N.Y. Jets	4	12	0	0.25	333	441

AFC NORTH

Team	W	L	T	Pct	PF	PA
y-Baltimore	10	6	0	0.625	389	287
Pittsburgh	9	6	1	0.594	428	360
Cleveland	7	8	1	0.469	359	392
Cincinnati	6	10	0	0.375	368	455

AFC SOUTH

Team	W	L	T	Pct	PF	PA
y-Houston	11	5	0	0.688	402	316
x-Indianapolis	10	6	0	0.625	433	344
Tennessee	9	7	0	0.563	310	303
Jacksonville	5	11	0	0.313	245	316

AFC WEST

Team	W	L	T	Pct	PF	PA
yz-Kansas City	12	4	0	0.75	565	421
x-L.A. Chargers	12	4	0	0.75	428	329
Denver	6	10	0	0.375	329	449
Oakland	4	12	0	0.25	290	467

NFC EAST

Team	W	L	T	Pct	PF	PA
y-Dallas	10	6	0	0.625	339	324
x-Philadelphia	9	7	0	0.563	367	348
Washington	7	9	0	0.438	281	359
N.Y. Giants	5	11	0	0.313	369	412

NFC NORTH

Team	W	L	T	Pct	PF	PA
y-Chicago	12	4	0	0.75	421	283
Minnesota	8	7	1	0.531	360	341
Green Bay	6	9	1	0.406	376	400
Detroit	6	10	0	0.375	324	360

NFC SOUTH

Team	W	L	T	Pct	PF	PA
yz-New Orleans	13	3	0	0.813	504	353
Atlanta	7	9	0	0.438	414	423
Carolina	7	9	0	0.438	376	382
Tampa Bay	5	11	0	0.313	396	464

NFC WEST

Team	W	L	T	Pct	PF	PA
yz-Los Angeles Rams	13	3	0	0.813	527	384
x-Seattle	10	6	0	0.625	428	347
San Francisco	4	12	0	0.25	342	435
Arizona	3	13	0	0.188	225	425

x - Playoffs; y - Division Title; z - First-round Bye; ~ - Home-field Advantage

WILD CARD PLAYOFF GAMES

1/5 - Indianapolis 21, at Houston 7
 1/5 - at Dallas 24, Seattle 22
 1/6 - L.A. Chargers 23, at Baltimore 17
 1/6 - Philadelphia 16, at Chicago 15

DIVISIONAL PLAYOFF GAMES

1/12 - at Kansas City 31, Indianapolis 13
 1/12 - at L.A. Rams 30, Dallas 22
 1/13 - at New England 41, L.A. Chargers 28
 1/13 - at New Orleans 20, Philadelphia 14

CONFERENCE CHAMPIONSHIPS

1/20 - L.A. Rams 26, at New Orleans 23
 1/20 - New England 37, at Kansas City 31

SUPER BOWL LIII (ATLANTA)

2/3 - New England 13, L.A. Rams 3

2017 FINAL STATISTICS (5-11)

Head Coach: Vance Joseph AFC West: 4th Home Stadium: Sports Authority Field at Mile High

Date	W-L	Score	Opponent	Attendance	RUSHING	No.	Yds.	Avg.	Long	TD
Sep 11	W	24-21	Los Angeles Chargers	76,324	C. Anderson	245	1,007	4.1	40	3
Sep 17	W	42-17	Dallas Cowboys	76,919	Booker	79	299	3.8	26	1
Sep 24	L	26-16	at Buffalo Bills	68,865	Charles	69	296	4.3	19	1
Oct 1	W	16-10	Oakland Raiders	76,909	Siemian	31	127	4.1	15	1
Oct 15	L	10-23	New York Giants	76,721	Osweller	14	64	4.6	18	1
Oct 22	L	0-21	at Los Angeles Chargers	25,388	Lynch	5	30	6.0	11	0
Oct 30	L	19-29	at Kansas City Chiefs	76,573	D. Henderson	7	13	1.9	5	0
Nov 5	L	23-51	at Philadelphia Eagles	69,596	Janovich	6	12	2.0	4	1
Nov 12	L	16-41	New England Patriots	76,820	McKenzie	1	4	4.0	4	0
Nov 19	L	17-20	Cincinnati Bengals	75,707	BRONCOS	457	1,852	4.1	40	8
Nov 26	L	14-21	Oakland Raiders	54,994	OPPONENTS	428	1,430	3.3	47	9
Dec 3	L	9-35	at Miami Dolphins	65,092						
Dec 10	W	23-0	New York Jets	75,518	RECEIVING	No.	Yds.	Avg.	Long	TD
Dec 14	W	25-13	at Indianapolis Colts	63,411	Thomas	83	949	11.4	40	5
Dec 24	L	11-27	at Washington Redskins	72,889	Sanders	47	555	11.8	38	2
Dec 31	L	24-27	Kansas City Chiefs	75,928	Booker	30	275	9.2	29	0

TEAM STATISTICS

TOTAL FIRST DOWNS	Den	Opp
Rushing	297	266
Passing	92	68
Penalty	180	166
3RD DOWN: MADE/ATT	94/241	66/209
3rd Down Pct.	39.0%	31.6%
4TH DOWN: MADE/ATT	7/20	7/21
4th Down Pct.	35.0%	33.3%
POSSESSION AVG.	31:28	28:32
TOTAL NET YARDS	5,185	4,640
Avg. Per Game	324.1	290.0
Total Plays	1,075	952
AVG. PER PLAY	4.8	4.9
NET YARDS RUSHING	1,852	1,430
Avg. Per Game	115.8	89.4
Total Rushes	457	428
NET YARDS PASSING	3,333	3,210
Avg. Per Game	208.3	200.6
Sacked/Yards Lost	52/335	33/175
Gross Yards	3,668	3,385
Att./Completions	566/332	491/294
Completion Pct.	58.7%	59.9%
Had Intercepted	22	10
PUNTS/AVERAGE	76/44.2	88/46.4
NET PUNTING AVG.	76/40.0	88/41.2
PENALTIES/YARDS	113/885	89/821
FUMBLES/BALL LOST	26/12	13/7
TOUCHDOWNS	31	44
Rushing	8	9
Passing	19	29
Returns	4	6

SCORE BY PERIODS

BRONCOS	1	2	3	4	OT	PTS
BRONCOS	59	66	81	83	0	289
OPPONENTS	77	143	66	96	0	382

SCORING

TD	Ru	Pa	Ret	PAT	FG	2pt	PTS
McManus	0	0	0	27/27	24/32	0	99
Thomas	5	0	5	0/0	0/0	0	30
C. Anderson	4	3	1	0/0	0/0	1	26
Fowler III	3	0	3	0/0	0/0	0	18
Latimer	2	0	2	0/0	0/0	1	14
Derby	2	0	0	0/0	0/0	0	12
Heuerman	2	0	0	0/0	0/0	0	12
Sanders	2	0	0	0/0	0/0	0	12
Z. Anderson	1	0	0	1/0	0/0	0	6
Booker	1	1	0	0/0	0/0	0	6
Charles	1	1	0	0/0	0/0	0	6
Green	1	0	1	0/0	0/0	0	6
D. Henderson	1	0	1	0/0	0/0	0	6
Janovich	1	1	0	0/0	0/0	0	6
Marshall	1	0	0	1/0	0/0	0	6
Osweller	1	1	0	0/0	0/0	0	6
Siemian	1	1	0	0/0	0/0	0	6
Simmons	1	0	0	1/0	0/0	0	6
Talib	1	0	0	1/0	0/0	0	6
BRONCOS	31	8	19	4	27/27	24/32	2
OPPONENTS	44	9	29	6	42/44	24/27	0

2-PT. CONVERSIONS: BRONCOS 2-4, OPPONENTS 0-0

SACKS: Miller 10.0, S. Harris 5.5, Barrett 4.0, Marshall 3.0, Gotsis 2.0, Wolfe 2.0, Davis 1.0, D. Peko 1.0, Ray 1.0, Roy 1.0, Simmons 1.0, Walker 1.0, Kerr 0.5. **BRONCOS: 33.0, OPPONENTS: 52.0**

FUM/LOST: McKenzie 6/2, Siemian 5/2, Booker 2/1, Charles 2/2, Lynch 2/1, Osweller 2/1, C. Anderson 1/1, Derby 1/1, Fowler 1/0, Latimer 1/0, Paradis 1/0, Taylor 1/0, Thomas 1/1.

PASSING

Att.	Comp.	Yds.	Comp. %	Yds/Att.	TD	TD%	Int	Int%	Long	Sack/Lost	Rating	
Siemian	349	206	2.285	59.0%	6.6	12	3.4%	14	4.0%	33/220	73.3	
Osweller	172	96	1,088	55.8%	6.3	5	2.9%	5	54t	10/64	72.5	
Lynch	45	30	295	66.7%	6.6	2	4.4%	3	6.7%	30	95/1	72.0
TOTAL	566	332	3,668	58.7%	6.5	19	3.4%	22	3.9%	54t	52/335	73.0
OPPONENT	491	294	3,385	59.9%	6.9	29	5.9%	10	2.0%	64t	33/175	91.9

RECEIVING	No.	Yds.	Avg.	Long	TD
Thomas	83	949	11.4	40	5
Sanders	47	555	11.8	38	2
Booker	30	275	9.2	29	0
Fowler III	29	350	12.1	29	3
C. Anderson	28	224	8.0	25	1
Charles	23	129	5.6	20	0
Latimer	19	287	15.1	32	2
Derby	19	224	11.8	29	2
Green	14	191	13.6	44	1
Taylor	13	142	10.9	30	0
Heuerman	9	142	15.8	54t	2
Traylor	8	100	12.5	34	0
Janovich	4	35	8.8	16	0
McKenzie	4	29	7.3	14	0
D. Henderson	2	36	18.0	29t	1
TOTAL	332	3,668	11.0	54t	19
OPPONENT	294	3,385	11.5	64t	29

INTERCEPTIONS

No.	Yds.	Avg.	Long	TD	
Stewart	3	33	11.0	24	0
Simmons	2	65	32.5	65t	1
C. Harris Jr.	2	36	18.0	23	0
Talib	1	103	103.0	103t	1
Roby	1	0	0.0	0	0
Parks	1	0	0.0	0	0
BRONCOS	10	237	23.7	103t	2
OPPONENT	22	443	20.1	101	2

PUNTING

No.	Yds.	Avg.	Net	TB	In20	Long	B
Dixon	73	3,331	45.6	40.2	3	23	60
McManus	1	26	26.0	26.0	0	1	26
TOTAL	76	3,357	44.2	40.0	3	24	60
OPPONENT	88	4,080	46.4	41.2	5	32	77

PUNT RETURNS

No.	FC	Yds.	Avg.	Long	TD	
McKenzie	21	7	183	8.7	44	0
Taylor	11	14	103	9.4	24	0
Sharp	5	1	55	11.0	16	0
Sanders	2	0	-2	-1.0	3	0
Fowler III	1	0	6	6.0	6	0
Langley	1	0	6	6.0	6	0
BRONCOS	41	22	351	8.6	44	0
OPPONENT	30	23	258	8.6	65t	1

KICKOFF RETURNS

No.	Yds.	Avg.	Long	TD	
Booker	14	276	19.7	28	0
Latimer	8	190	23.8	36	0
Langley	6	183	30.5	61	0
McKenzie	3	50	16.7	21	0
D. Henderson	2	59	29.5	32	0
Janovich	1	10	10.0	10	0
BRONCOS	34	768	22.6	61	0
OPPONENT	22	497	22.6	103t	1

FIELD GOALS

No.	Yds.	Avg.	Long	Sack/Lost	Rating
McManus	0/0	6/8	11/12	4/6	3/6
BRONCOS	0/0	6/8	11/12	4/6	3/6
OPPONENTS	0/0	8/8	5/6	6/8	5/5

MCMANUS: (20G,50N)(49N)(38G,35G,28G)(28G,36G,46G,29N)(35N,28G,53B)(/)(27G,34G)(52G,53G,24G)(39G,33G,36G)(61B,45G)(/)(31G)(31G,29N,53G,40G)(40N,40G)(31G)(36G)

OPPONENTS: (44B)(56G)(49G,55G,53G,27G)(38G)(25G,51G,49B,40G)(/)(25G,32G,43G,51G,42G)(45G)(25G,28G)(/)(35N)(37G)(/)(45G,39G)(26G,29G)(20G,30G)

2017 DEFENSIVE STATS

(based on unofficial press box statistics)

	TT	UT	A	S-YDS	I-YDS	PD	FF	FR
1 Marshall	106	75	31	3-10	0-0	4	1	1
2 Davis	82	48	34	1-2	0-0	0	0	0
3 Stewart	63	52	11	0-0	3-33	5	0	0
Simmons	63	46	17	1-6	2-65	5	0	0
5 Miller	57	57	6	10-64.5	0-0	3	2	1
6 Parks	47	32	15	0-0	1-0	4	0	0
7 Roby	42	35	7	1-0	1-0	1	1	0
8 Gotsis	41	28	13	2-4	0-0	4	0	1
9 C. Harris Jr.	40	32	8	0-0	2-36	7	1	0
10 D. Peko Sr.	38	24	14	1-5	0-0	0	0	1
11 Barrett	36	30	6	4-19	0-0	0	2	1
12 S. Harris	34	22	12	5.5-33	0-0	3	0	0
13 Talib	31	23	8	0-0	1-03	7	1	0
Wolt	31	18	13	2-13	0-0	0	0	0
15 Z. Anderson	20	15	5	0-0	0-0	0	0	1
16 Kerr	19	10	9	0.5-3.5	0-0	1	0	0
17 Ray	16	10	6	1-8	0-0	0	0	0
18 Carter	8	6	2	0-0	0-0	1	0	0
19 Walker	7	7	0	1-7	0-0	0	0	0
Dy, Thomas	7	3	4	0-0	0-0	0	0	0
21 Kyle Peko	6	4	2	0-0	0-0	0	0	0
Mount	6	5	1	0-0	0-0	0	0	0
23 Rios	4	4	0	0-0	0-0	1	0	0
Nelson	4	2	2	0-0	0-0	0	0	0
25 Langley	2	2	0	0-0	0-0	0	0	0
26 Taylor	1	1	0	0-0	0-0	0	0	0
García-Williams	1	1	0	0-0	0-0	0	0	0
Jarrett	1	0	1	0-0	0-0	0	0	0
Edehali	1	0	1	0-0	0-0	0	0	0
TOTALS	814	586	228	33-175	10-237	62	8	7

2017 GAMES STARTED

OFFENSE

QB Lynch, Paxton	2
QB Osweiler, Brock	4
QB Sieman, Trevor	10
RB Anderson, C.J.	16
RB Janovich, Andy	4
WR Fowler, Bennie	14
WR Sanders, Emmanuel	11
WR Taylor, Jordan	2
WR Thomas, Demaryius	16
TE Derby, A.J.	1
TE Green, Virgil	16
TE Heuerman, Jeff	6
TE Traylor, Austin	3
C Paradis, Matt	16
T Barbre, Allen	1
T Bolles, Garrett	16
T Kouandjio, Cyrus	1
T Stephenson, Donald	4
T Watson, Menelik	7
G Garcia, Max	16
G Leary, Ron	1
G McGovern, Connor	5

DEFENSE

DE Harris, Shelby	5
DE Kerr, Zach	13
DE Gotsis, Adam	1
DE Wolfe, Derek	11
NT Harris, Shelby	5
NT Peko Sr., Domata	14
SLB Barrett, Shaquil	9
SLB Ray, Shane	7
WLB Miller, Von	16
ILB Anderson, Zaire	2
ILB Davis, Todd	14
ILB Marshall, Brandon	16
CB Harris Jr., Chris	15
CB Roby, Bradley	4
CB Talib, Aqib	15
S Parks, Will	5
S Kouandjio, Cyrus	13
S Simmons, Justin	1
S Stewart, Darian	15

2017 COACHES

Vance Joseph (Head Coach), **Mike McCoy** (Offensive Coordinator), **Brock Olivo** (Special Teams Coordinator), **Joe Woods** (Defensive Coordinator), **Eric Studesville** (Asst. Head Coach/Running Backs), **Chris Beake** (Defensive Asst./Defensive Line), **Geep Chryst** (Tight Ends), **Jeff Davidson** (Offensive Line), **Mike Eubanks** (Asst. Strength), **Chris Gould** (Asst. Special Teams), **Reggie Herring** (Linebackers), **Bill Kotlar** (Defensive Line), **Klint Kuback** (Offensive Asst./DBs), **Anthony Lombardo** (Asst. Strength), **Johnnie Lynn** (Asst. Defensive Backs), **Bill Musgrave** (Quarterbacks), **Fred Pagac** (Outside Linebackers), **Luke Richesson** (Strength & Conditioning), **Marcus Robertson** (Defensive Backs), **Cedric Smith** (Asst. Strength), **Chris Strausser** (Asst. Offensive Line), **Tyke Tolbert** (Wide Receivers).

2017 LEADERS / RANKINGS

INDIVIDUAL	PLAYER	NO.	AFC RANK	NFL RANK	NFL LEADER	NO.
Points	McManus	39	9	20	Zuerlein (LAR)	158
Rushing Yards	C. Anderson	1,007	6	9	Hunt (KC)	1,327
Passing Yards	Sieman	2,285	15	27	Brady (NE)	4,577
Passer Rating	Sieman	73.3	14	29	Smith (KC)	104.7
Receiving Yards	Thomas	949	11	20	Brown (PIT)	1,533
Receptions	Thomas	83	T-6	T-11	Landry (MIA)	112
Interceptions	Stewart	3	T-17	T-26	Two players	8
Sacks	Miller	10.0	9	18	Jones (ARI)	17.0

OFFENSE	NO.	AFC RANK	NFL RANK	NFL LEADER	NO.
Points Per Game	18.1	13	27	L.A. Rams	29.9
Total Yards Per Game	24.1	T-6	T-17	New England	394.2
Yards Per Play	4.82	13	28	New Orleans	6.26
Rushing Yards Per Game	115.3	6	12	Jacksonville	141.4
Net Passing Yards Per Game	208.3	8	20	L.A. Chargers	276.9

DEFENSE	NO.	AFC RANK	NFL RANK	NFL LEADER	NO.
Points Per Game	23.9	T-11	T-22	Minnesota	15.8
Total Yards Per Game	280.0	2	3	Minnesota	275.9
Yards Per Play	4.87	2	3	Jacksonville	4.61
Rushing Yards Per Game	89.4	2	5	Philadelphia	79.2
Net Passing Yards Per Game	200.6	3	4	Jacksonville	169.9

2017 KEY AWARDS

Pro Bowl (2): OLB Von Miller, CB Aqib Talib. **AP All-Pro** (1): OLB Von Miller (second team). **Defensive Pro Bowl MVP**: OLB Von Miller.

2017 NFL STANDINGS

AFC EAST

Team	W	L	T	Pct	PF	PA
*yz-New England	13	3	0	.813	458	296
x-Buffalo	9	7	0	.563	302	359
Miami	6	10	0	.375	281	393
N.Y.Jets	5	11	0	.313	298	382

AFC NORTH

Team	W	L	T	Pct	PF	PA
yz-Pittsburgh	13	3	0	.813	406	308
Baltimore	9	7	0	.563	395	303
Cincinnati	7	9	0	.438	290	349
Cleveland	0	16	0	.000	234	410

AFC SOUTH

Team	W	L	T	Pct	PF	PA
y-Jacksonville	10	6	0	.625	417	268
x-Tennessee	9	7	0	.563	334	356
Indianapolis	4	12	0	.250	263	404
Houston	4	12	0	.250	338	436

AFC WEST

Team	W	L	T	Pct	PF	PA
y-Kansas City	10	6	0	.625	415	339
L.A. Chargers	9	7	0	.563	355	272
Oakland	6	10	0	.375	301	373
Denver	5	11	0	.313	289	382

NFC EAST

Team	W	L	T	Pct	PF	PA
*yz-Philadelphia	13	3	0	.813	457	295
Dallas	9	7	0	.563	354	332
Washington	7	9	0	.438	342	388
N.Y. Giants	3	13	0	.188	246	388

NFC NORTH

Team	W	L	T	Pct	PF	PA
yz-Minnesota	13	3	0	.813	382	252
Detroit	9	7	0	.563	410	376
Green Bay	7	9	0	.438	320	384
Chicago Bears	5	11	0	.313	264	320

NFC SOUTH

Team	W	L	T	Pct	PF	PA
y-New Orleans	11	5	0	.688	448	326
x-Carolina	11	5	0	.688	363	327
x-Atlanta	10	6	0	.625	353	315
Tampa Bay	5	11	0	.313	335	382

NFC WEST

Team	W	L	T	Pct	PF	PA
y-L.A. Rams	11	5	0	.688	478	329
Seattle	9	7	0	.563	366	332
Arizona	8	8	0	.500	295	361
San Francisco	6	10	0	.375	331	383

x - Playoffs; y - Division Title; z - First-round Bye; * - Home-Field Advantage

WILD CARD PLAYOFF GAMES

1/6 - Tennessee 22, t Kansas City 21
 1/6 - Atlanta 26, at L.A. Rams 13
 1/7 - at Jacksonville 10, Buffalo 3
 1/7 - at New Orleans 31, Carolina 26

DIVISIONAL PLAYOFF GAMES

1/13 - at Philadelphia 15, Atlanta 10
 1/13 - at New England 35, Tennessee 14
 1/14 - Jacksonville 45, at Pittsburgh 42
 1/14 - at Minnesota 29, New Orleans 24

CONFERENCE CHAMPIONSHIPS

1/21 - at New England 24, Jacksonville 20
 1/22 - at Philadelphia 38, Minnesota 7

SUPER BOWL LII (MINNEAPOLIS)

2/4 - Philadelphia 41, New England 33

2016 FINAL STATISTICS (9-7)

Head Coach: Gary Kubiak AFC West: 3rd Home Stadium: Sports Authority Field at Mile High

Date	W-L	Score	Opponent	Attendance	RUSHING	No.	Yds.	Avg.	Long	TD
Sep 8	W	21-20	Carolina	76,843	Booker	174	612	3.5	18	4
Sep 18	W	34-20	Indianapolis	76,379	Anderson	110	437	4.0	28	4
Sep 25	W	29-17	at Cincinnati	63,850	Forsett	43	155	3.6	64	1
Oct 2	W	27-7	at Tampa Bay	60,735	Bibbs	29	129	4.5	24	0
Oct 9	L	16-23	Atlanta	76,802	Siemian	28	57	2.0	14	0
Oct 13	L	13-21	at San Diego	58,904	Janovich	4	33	8.3	28t	1
Oct 24	W	27-9	Houston	76,865	Thompson	8	26	3.3	14	1
Oct 30	W	27-19	San Diego	76,756	Lynch	11	25	2.3	10	0
Nov 6	L	20-30	at Oakland	54,957	McManus	1	6	6.0	6	0
Nov 13	W	25-23	at New Orleans	73,138	Sanders	1	4	4.0	4	0
Nov 27	L	27-30	Kansas City (OT)	76,819	Norwood	1	0	0.0	0	0
Dec 4	W	20-10	at Jacksonville	63,075	BRONCOS	410	1,484	3.6	64	11
Dec 11	L	10-13	at Tennessee	68,780	OPPONENTS	482	2,085	4.3	70	15
Dec 18	L	3-16	New England	76,893						
Dec 25	L	10-33	at Kansas City	76,671						
Jan 1	W	24-6	Oakland	76,836						

TEAM STATISTICS		Den	Opp
TOTAL FIRST DOWNS		272	295
Rushing		71	99
Passing		173	162
Penalty		28	34
3RD DOWN: MADE/ATT		70/204	84/225
3rd Down Pct.		34.3%	37.3%
4TH DOWN: MADE/ATT		8/14	6/15
4th Down Pct.		57.1%	40%
POSSESSION AVG.		28:10	31:50
TOTAL NET YARDS		4,820	4,836
Avg. Per Game		321.3	322.4
Total Plays		953	1,026
AVG. PER PLAY		5.1	4.7
NET YARDS RUSHING		1,341	2,028
Avg. Per Game		89.4	135.2
Total Rushes		370	466
NET YARDS PASSING		3,479	2,808
Avg. Per Game		231.9	187.2
Sacked/Yards Lost		40/229	40/221
Gross Yards		3,708	3,029
Att./Completions		543/322	520/286
Completion Pct.		59.3%	55%
Had Intercepted		10	13
PUNTS/AVERAGE		84/45.8	81/48.1
NET PUNTING AVG.		84/41.3	81/42.4
PENALTIES/YARDS		114/942	97/865
FUMBLES/BALL LOST		23/14	20/11
TOUCHDOWNS		32	29
Rushing		10	15
Passing		18	12
Returns		4	2

SCORE BY PERIODS	1	2	3	4	OT	PTS
BRONCOS	31	96	34	143	3	309
OPPONENTS	94	65	56	70	0	291

SCORING	TD	Ru	Pa	Ret	PAT	FG	2pt	PTS
McManus	0	0	0	0	32/33	29/34	0	119
Thomas	5	0	5	0	0/0	0/0	1	32
Sanders	5	0	5	0	0/0	0/0	0	30
Booker	5	4	1	0	0/0	0/0	0	30
C. Anderson	5	4	1	0	0/0	0/0	0	30
Fowler	2	0	2	0	0/0	0/0	0	12
Roby	2	0	0	2	0/0	0/0	0	12
JTaylor	2	0	2	0	0/0	0/0	0	12
Ray	1	0	0	1	0/0	0/0	0	6
Janovich	1	1	0	0	0/0	0/0	0	6
Green	1	0	1	0	0/0	0/0	0	6
Thompson	1	1	0	0	0/0	0/0	0	6
Bibbs	1	0	1	0	0/0	0/0	0	6
Talib	1	0	0	1	0/0	0/0	0	6
Forsett	1	1	0	0	0/0	0/0	0	6
Norwood	1	0	1	0	0/0	0/0	0	6
Phillips	1	0	1	0	0/0	0/0	0	6
Parks	0	0	0	0	0/0	0/0	1	2
BRONCOS	35	11	20	4	32/33	29/34	0	333
OPPONENTS	30	15	13	2	24/27	29/33	1	297

2-PT. CONVERSIONS: BRONCOS 1-2, OPPONENTS 1-3
DEFENSIVE CONVERSIONS: BRONCOS 1, OPPONENTS 0

SACKS: Miller 13.5, Ray 8.0, Wolfe 5.5, Ware 4.0, Crick 3.0, Barrett 1.5, Simmons 1.0, Ward 1.0, Watson 1.0, Williams 1.0, Roby 1.0, Davis 0.5
BRONCOS: 42.0, OPPONENTS: 40.0
FUM/LOST: Norwood 5/3, Booker 4/3, Siemian 4/2, Lynch 2/0, Raymond 2/1, Forsett 2/1, Thomas 2/2, Sanders 1/0, Taylor 1/1, Derby 1/1

PASSING	Att.	Comp.	Yds.	Comp.%	Yds/Att.	TD	TD%	Int	Int%	Long	Sack/Lost	Rating
Siemian	486	289	3401	59.5%	7.0	18	3.7%	10	2.1%	76t	31/187	84.6
Lynch	83	49	497	59.0%	6.0	2	2.4%	1	1.2%	31	9/42	79.2
Dixon	1	1	16	100.0%	16.0	0	0.0%	0	0.0%	16	0/0	118.8
TOTAL	570	339	3,914	59.5%	6.9	20	3.5%	11	1.9%	76t	40/229	83.9
OPPONENT	552	306	3,200	55.4%	5.8	13	2.4%	14	2.5%	80t	42/228	69.7

RECEIVING	No.	Yds.	Avg.	Long	TD
Thomas	90	1,083	12.0	65t	5
Sanders	79	1,032	13.1	64	5
Booker	31	265	8.5	43t	1
Green	22	237	10.8	31	1
Norwood	21	232	11.0	36t	1
Taylor	16	209	13.1	35	2
Derby	16	160	10.0	17	0
Anderson	16	128	8.0	25t	1
Fowler	11	145	13.2	76t	2
Heurman	9	141	15.7	31	0
Latimer	8	76	9.5	16	0
Forsett	7	34	4.9	11	0
Janovich	5	44	8.8	13	0
Phillips	5	40	8.0	16	1
Bibbs	2	75	37.5	69t	1
Krieger-Coble	1	13	13.0	13	0
TOTAL	339	3,914	11.5	76T	20
OPPONENT	306	3,200	10.5	80T	13

INTERCEPTIONS	No.	Yds.	Avg.	Long	TD
Talib	3	86	28.7	46t	1
Stewart	3	36	12.0	25	0
Roby	2	102	51.0	51t	2
Simmons	2	83	41.5	45	0
Harris, Jr.	2	36	18.0	36	0
Ward	1	23	23.0	23	0
Parks	1	1	1.0	1	0
BRONCOS	14	367	26.2	51T	3
OPPONENT	11	158	14.4	46	1

PUNTING	No.	Yds.	Avg.	Net	TB	In20	Long	B
Dixon	89	4,068	45.7	41.3	6	28	68	0
TOTAL	89	4,068	45.7	41.3	6	28	68	0
OPPONENT	89	4,352	48.9	42.7	12	42	76	0

PUNT RETURNS	No.	FC	Yds.	Avg.	Long	TD
Norwood	25	15	204	8.2	17	0
Raymond	11	9	111	10.1	25	0
Talib	1	0	1	1	0	0
Keo	0	1	0	—	0	0
Taylor	0	1	0	—	0	0
BRONCOS	37	26	316	8.5	25	0
OPPONENT	40	25	271	6.8	17	0

KICKOFF RETURNS	No.	Yds.	Avg.	Long	TD
Latimer	8	200	25	46	0
Raymond	6	137	22.8	40	0
Bibbs	4	79	19.8	26	0
Norwood	3	65	21.7	27	0
BRONCOS	21	481	22.9	46	0
OPPONENT	26	526	20.2	86T	1

FIELD GOALS	1-19	20-29	30-39	40-49	50+
McManus	0/0	9/9	10/10	7/9	3/6
BRONCOS	0/0	9/9	10/10	7/9	3/6
OPPONENTS	0/0	7/7	11/12	9/11	2/3

MCMANUS: (), (54N, 23G, 43G, 33G, 35G), (20G), (38G, 24G), (35G, 46G, 45G), (29G, 56N, 46G), (22G, 32G), (28G, 22G), (55G, 44G), (50G, 42N, 28G, 37G), (33G, 44G, 62N), (32G, 41G), (34G), (33G), (52G), (22G, 48N)
OPPONENTS: (44G, 36G, 50N), (48G, 52G), (34G), (), (46G, 33G, 25G), (37G, 21G, 31G, 32G), (43G, 43G, 29G), (45N), (24G, 29G, 48N, 35G), (30G), (37G, 34G), (47G), (53G, 41G), (45G, 40G, 21G), (39N, 27G, 39G), ()

2016 DEFENSIVE STATS

(based on unofficial press box statistics)

	TT	UT	A	S-YDS	I-YDS	PD	FF	FR
1 Davis	97	64	33	0.5-2.5	0-0	3	1	1
2 Ward	87	69	18	1-8	1-23	8	3	2
3 Miller	78	62	16	13.5-65	0-0	3	3	0
4 Stewart	68	55	13	0-0	3-36	6	1	1
5 Harris Jr.	63	57	6	0-0	2-36	11	1	1
6 Nelson	61	40	6	0-0	0-0	5	0	0
7 Crick	53	32	21	3-1	0-0	0	0	0
8 Marshall	52	39	13	0-0	0-0	3	0	0
9 Wolfe	51	38	13	5.5-32	0-0	4	0	0
10 Ray	48	33	15	8-43.5	0-0	0	1	2
11 Talib	43	32	11	0-0	3-86	12	0	0
12 Roby	39	34	5	1-0	2-102	8	1	0
13 Barrett	31	20	11	1.5-14.5	0-0	2	1	0
14 Williams	29	20	9	1-7	0-0	1	0	0
15 Simmons	24	20	4	1-9	2-83	4	0	0
16 Winn	19	8	11	0-0	0-0	0	0	1
17 Parks	17	12	5	0-0	1-1	3	0	0
18 Ware	15	9	6	4-22	0-0	1	0	0
19 Gotsis	14	5	9	0-0	0-0	1	0	1
20 Z. Anderson	7	4	3	0-0	0-0	0	0	0
21 Watson	6	5	1	1-7	0-0	0	1	0
22 Kigo	6	2	3	0-0	0-0	0	0	0
23 Doss	4	4	0	0-0	0-0	2	0	0
Webster	4	3	1	0-0	0-0	1	0	0
25 Peko	2	2	0	0-0	0-0	0	0	0
26 Keo	1	1	0	0-0	0-0	0	0	0
Nixon	1	1	0	0-0	0-0	0	0	0
28 TEAM	0	0	0	1-0	0-0	0	0	0
TOTALS	919	671	248	42-228	14-357	94	15	10

2016 GAMES STARTED

OFFENSE		DEFENSE	
QB Siemian, Trevor	14	DE Crick, Jared	15
QB Lynch, Paxton	2	DE Wolfe, Derek	14
RB Anderson, C.J.	7	DE Winn, Billy	12
RB Booker, DeVontae	6	NT Williams, Sylvester	6
RB Forsett, Justin	3	SLB Miller, Von	8
FB Janovich, Andy	5	WLB Ray, Shane	8
FB Thompson, Juwan	1	WLB Ware, DeMarcus	8
WR Latimer, Cody	1	ILB Anderson, Zaire	1
WR Norwood, Jordan	1	ILB Davis, Todd	1
WR Sanders, Emmanuel	15	ILB Marshall, Brandon	10
WR Thomas, Demaryius	16	ILB Nelson, Corey	6
TE Derby, A.J.	3	CB Harris Jr., Chris	15
TE Green, Virgil	11	CB Roby, Bradley	4
TE Heuerman, Jeff	2	CB Talib, Aqib	4
TE Phillips, John	3	S Simmons, Justin	3
C Paradis, Matt	16	S Stewart, Darian	16
T Okung, Russell	16	S Ward, T.J.	14
T Sambirallo, Ty	3		
T Stephenson, Donald	3		
G Garcia, Max	16		
G Schofield, Michael	16		

2016 COACHES

Gary Kubiak (Head Coach), **Joe DeCamillis** (Special Teams Coordinator), **Rick Dennison** (Offensive Coordinator), **Wade Phillips** (Defensive Coordinator), **Clancy Barone** (Offensive Line), **Chris Beake** (Defensive Asst.), **Samson Brown** (Asst. Secondary), **Tony Coaxum** (Asst. Special Teams), **James Gregg** (Asst. Offensive Line), **Mike Eubanks** (Asst. Strength), **Reggie Herring** (Linebackers), **Greg Knapp** (Quarterbacks/Passing Game Coord.), **Bill Kollar** (Defensive Line), **Klint Kubiak** (Offensive Asst./DBS), **Anthony Lomando** (Asst. Strength), **Dennis Love** (Asst. Strength), **Marc Lubick** (Asst. Wide Receivers), **Fred Pagac** (Outside Linebackers), **Brian Pariani** (Tight Ends), **Luke Richesson** (Strength & Conditioning), **Eric Stuedesville** (Running Backs), **Tyke Tolbert** (Wide Receivers), **Joe Woods** (Defensive Backs).

2016 LEADERS / RANKINGS

INDIVIDUAL	PLAYER	NO.	AFC RANK	NFL RANK	NFL LEADER	NO.
Points	McManus	119	8	18	Bryant (ATL)	158
Rushing Yards	Booker	612	16	26	Elliott (DAL)	1,631
Passing Yards	Siemian	3,401	11	24	Brees (NO)	4,858
Passer Rating	Siemian	84.6	12	23	Ryan (ATL)	117.1
Receiving Yards	Thomas	1,083	7	14	Hilton (IND)	1,448
Receptions	Thomas	90	5	12	Brown (PIT)	107
Interceptions	Two Players	3	T-11	T-21	Hayward (SD)	7
Sacks	Miller	13.5	1	2	Beasley (ATL)	15.5

OFFENSE	NO.	AFC RANK	NFL RANK	NFL LEADER	NO.
Points Per Game	20.8	11	22	Atlanta	33.8
Total Yards Per Game	323.1	14	26	New Orleans	426.0
Yards Per Play	5.07	14	26	Atlanta	6.69
Rushing Yards Per Game	92.8	15	27	Buffalo	164.4
Net Passing Yards Per Game	230.3	10	21	New Orleans	317.1

DEFENSE	NO.	AFC RANK	NFL RANK	NFL LEADER	NO.
Points Per Game	18.1	2	4	New England	15.6
Total Yards Per Game	316.1	2	4	Houston	301.3
Yards Per Play	4.70	1	1	Denver	4.70
Rushing Yards Per Game	130.3	13	28	Dallas	83.5
Net Passing Yards Per Game	185.8	1	1	Denver	185.8

2016 KEY AWARDS

Pro Bowl (6): CB Chris Harris Jr., OLB Von Miller, WR Emmanuel Sanders, S Darian Stewart, CB Aqib Talib, WR Demaryius Thomas. **AP All-Pro (3):** CB Chris Harris Jr. (first team), OLB Von Miller (first team), Aqib Talib (first team).

2016 NFL STANDINGS

AFC EAST	W	L	T	Pct	PF	PA
Team						
y-New England	14	2	0	.875	441	250
x-Miami	10	6	0	.625	363	380
Buffalo	7	9	0	.438	399	378
New York Jets	5	11	0	.313	275	409

AFC NORTH	W	L	T	Pct	PF	PA
Team						
y-Pittsburgh	11	5	0	.688	399	327
Baltimore	8	8	0	.500	343	321
Cincinnati	6	9	1	.406	325	315
Cleveland	1	15	0	.063	264	452

AFC SOUTH	W	L	T	Pct	PF	PA
Team						
y-Houston	9	7	0	.563	279	328
Tennessee	9	7	0	.563	381	378
Indianapolis	8	8	0	.500	411	392
Jacksonville	3	13	0	.188	318	400

AFC WEST	W	L	T	Pct	PF	PA
Team						
y-Kansas City	12	4	0	.750	389	311
x-Oakland	12	4	0	.750	416	385
Denver	9	7	0	.563	333	297
San Diego	5	11	0	.313	410	423

NFC EAST	W	L	T	Pct	PF	PA
Team						
y-Dallas	13	3	0	.813	421	306
New York Giants	11	5	0	.688	310	284
Washington	8	7	1	.531	396	383
Philadelphia	7	9	0	.438	367	331

NFC NORTH	W	L	T	Pct	PF	PA
Team						
y-Green Bay	10	6	0	.625	432	388
x-Detroit	9	7	0	.563	346	358
Minnesota	8	8	0	.500	327	307
Chicago	3	13	0	.188	279	399

NFC SOUTH	W	L	T	Pct	PF	PA
Team						
y-Atlanta	11	5	0	.688	540	406
Tampa Bay	9	7	0	.563	354	369
New Orleans	7	9	0	.438	469	454
Carolina	6	10	0	.375	369	402

NFC WEST	W	L	T	Pct	PF	PA
Team						
y-Seattle	10	5	1	.656	354	291
Arizona	7	8	1	.469	418	362
Los Angeles Rams	4	12	0	.250	224	394
San Francisco	2	14	0	.125	309	480

x - Playoffs; y - Division Title; z - First-round Bye; ~ - Home-field Advantage

WILD CARD PLAYOFF GAMES

- 1/7 - at Houston 27, Oakland 14
- 1/7 - at Seattle 26, Detroit 6
- 1/8 - at Pittsburgh 30, Miami 12
- 1/8 - at Green Bay 38, New York Giants 13

DIVISIONAL PLAYOFF GAMES

- 1/14 - at Atlanta 36, Seattle 20
- 1/14 - at New England 34, Houston 16
- 1/15 - Green Bay 34, at Dallas 31
- 1/15 - Pittsburgh 18, at Kansas City 16

CONFERENCE CHAMPIONSHIPS

- 1/22 - at Atlanta 44, Green Bay 21
- 1/22 - at New England 36, Pittsburgh 17

SUPER BOWL LI (Houston)

- 2/5 - New England 34, Atlanta 28

2015 FINAL STATISTICS (12-4)

Head Coach: Gary Kubiak AFC West: 1st Home Stadium: Sports Authority Field at Mile High

Date	W-L	Score	Opponent	Attendance	RUSHING	No.	Yds.	Avg.	Long	TD
Sept 13	W	19-13	Baltimore	76,798	Hillman	207	863	4.2	72t	7
Sept 17	W	31-24	at Kansas City	76,404	Anderson	152	720	4.7	48t	5
Sept 27	W	24-12	at Detroit	62,920	Osweller	21	61	2.9	8	1
Oct 4	W	23-20	Minnesota	77,029	Thompson	18	48	2.7	12	0
Oct 11	W	16-10	at Oakland	54,500	Sanders	3	29	9.7	24	0
Oct 18	W	26-23	at Cleveland (OT)	67,431	Caldwell	1	3	3.0	3	0
Nov 1	W	29-10	Green Bay	77,075	Latimer	2	1	0.5	5	0
Nov 8	L	24-27	at Indianapolis	66,894	Sieman	1	-1	-1.0	-1	0
Nov 15	L	13-29	Kansas City	76,973	Manning	6	-6	-1.0	-1	0
Nov 22	W	17-15	at Chicago	62,483	BRONCOS	411	1718	4.2	72t	13
Nov 29	W	30-24	New England (OT)	76,970	OPPONENTS	408	1337	3.3	48t	10
Dec 6	W	17-3	at San Diego	68,631						
Dec 13	L	12-15	Oakland	76,824	RECEIVING	No.	Yds.	Avg.	Long	TD
Dec 20	L	27-34	at Pittsburgh	67,234	Thomas	105	1304	12.4	72t	6
Dec 28	W	20-17	Cincinnati (OT)	76,868	Sanders	76	1135	14.9	75t	6
Jan 3	W	27-20	San Diego	76,844	Daniels	46	517	11.2	37	3

TEAM STATISTICS		Den	Opp
TOTAL FIRST DOWNS		314	289
Rushing	85	81	
Passing	201	162	
Penalty	28	46	
3RD DOWN: MADE/ATT	79/224	80/227	
3rd Down Pct.	35.3%	35.2%	
4TH DOWN: MADE/ATT	7/14	5/14	
4th Down Pct.	50.0%	35.7%	
POSSESSION AVG.	29:57	30:03	
TOTAL NET YARDS	5688	4530	
Avg. Per Game	355.5	283.1	
Total Plays	1056	1033	
Avg. Per Play	5.4	4.4	
NET YARDS RUSHING	1718	1337	
Avg. Per Game	107.4	83.6	
Total Rushes	411	408	
NET YARDS PASSING	3970	3193	
Avg. Per Game	248.1	199.6	
Sacked/Yards Lost	39/246	52/351	
Gross Yards	4216	3544	
Attempts/Completions	606/368	573/344	
Completion Pct.	60.7%	60.0%	
Had Intercepted	23	14	
PUNTS/AVERAGE	85/43.6	92/46.5	
NET PUNTING AVG.	39.5	42.1	
PENALTIES/YARDS	115/1063	104/773	
FUMBLES/BALL LOST	16/8	27/13	
TOUCHDOWNS	38	32	
Rushing	13	10	
Passing	19	19	
Returns	6	3	

INTERCEPTIONS		No.	Yds.	Avg.	Long	TD
Talib	3	123	41.0	63t	2	
Harris	2	94	47.0	74t	1	
Trevathan	2	39	19.5	25t	1	
Bruton	2	11	5.5	12	0	
Keo	1	22	22.0	22	0	
Roby	1	19	19.0	19	0	
Bush	1	13	13.0	13	0	
Stewart	1	0	0.0	0	0	
Marshall	1	0	0.0	0	0	
BRONCOS	14	321	22.9	74t	4	
OPPONENTS	23	279	12.1	55t	3	

PUNTING		No.	Yds.	Avg.	Net	TB	In20	Long	B
Colquitt	84	3663	43.6	39.7	4	22	62	0	
McManus	1	41	41.0	21.0	1	0	41	0	
BRONCOS	85	3704	43.6	39.5	5	22	62	0	
OPPONENTS	92	4278	46.5	42.1	6	38	66	0	

SCORE BY PERIODS		1	2	3	4	OT	PTS
BRONCOS		67	103	57	116	12	355
OPPONENTS		41	98	58	99	0	296

SCORING		TD	Ru	Pa	Ret	PAT	FG	S	PTS
McManus	0	0	0	0	35/36	30/35	0	125	
Hillman	7	7	0	0	0/0	0/0	0	42	
Sanders	6	0	6	0	0/0	0/0	0	36	
Thomas	6	0	6	0	0/0	0/0	0	36	
Anderson	5	5	0	0	0/0	0/0	0	30	
Daniels	3	0	3	0	0/0	0/0	0	18	
Talib	2	0	0	2	0/0	0/0	0	12	
Caldwell	2	0	2	0	0/0	0/0	0	12	
Trevathan	1	0	0	1	0/0	0/0	0	6	
Osweller	1	1	0	0	0/0	0/0	0	6	
Green	1	0	1	0	0/0	0/0	0	6	
Harris Jr.	1	0	0	1	0/0	0/0	0	6	
Bolden	1	0	0	1	0/0	0/0	0	6	
Latimer	1	0	1	0	0/0	0/0	0	6	
Roby	1	0	0	1	0/0	0/0	0	6	
Jackson	0	0	0	0	0/0	0/1	2		
BRONCOS	38	13	19	6	35/36	30/35	0	355	
OPPONENTS	32	10	19	3	27/28	25/32	0	296	

PUNT RETURNS		No.	FC	Yds.	Avg.	Long	TD
Sanders	17	20	103	6.1	14	0	
Norwood	6	2	51	8.5	14	0	
Bolden	5	3	123	24.6	83t	1	
Keo	1	1	6	6.0	6	0	
BRONCOS	29	26	283	9.8	83t	1	
OPPONENTS	36	16	247	6.9	28	0	

KICKOFF RETURNS		No.	Yds.	Avg.	Long	TD
Bolden	15	342	22.8	41	0	
Caldwell	7	162	23.1	29	0	
Norwood	2	29	14.5	15	0	
Bibbs	1	15	15.0	15	0	
Sanders	1	13	13.0	13	0	
Thompson	1	0	0.0	0	0	
Latimer	0	27	0	27	0	
BRONCOS	27	588	21.8	41	0	
OPPONENTS	25	508	20.3	32	0	

FIELD GOALS		1-19	20-29	30-39	40-49	50+
McManus	0/0	12/12	8/8	5/8	5/7	
BRONCOS	0/0	12/12	8/8	5/8	5/7	
OPPONENTS	0/0	2/2	7/9	8/13	8/8	

2-PT. CONVERSIONS: BRONCOS 0-1, OPPONENTS 0-4

SACKS: Miller 11.0, Ware 7.5, Barrett 5.5, Wolfe 5.5, Jackson 5.0, Ray 4.0, Williams 3.0, Smith 2.5, Ward 2.0, Walker 2.0, Marshall 1.5, Bruto 1.0, Nelson 1.0, McCray 0.5 **BRONCOS: 52.0, OPPONENTS: 39.0**

FUM/Lost: Osweller 4/1, Hillman 3/1, Anderson 2/2, Sanders 2/2, Thomas 2/2, Bolden 1/0, Norwood 1/0, Manning 1/0

PASSING	Att.	Comp.	Yds.	Comp.%	Yds/Att.	TD	TD%	Int	Int%	Long	Sack/Lost	Rating
Manning	331	198	2249	59.8%	6.8	9	2.7%	17	5.1%	75t	16/95	67.9
Osweller	275	170	1967	61.8%	7.2	10	3.6%	6	2.2%	72t	23/151	86.4
BRONCOS	606	368	4216	60.7%	7.0	19	3.1%	23	3.8%	75t	39/246	76.3
OPPONENTS	573	344	3544	60.0%	6.2	19	3.3%	14	2.4%	80t	52/351	78.8

2015 DEFENSIVE STATS

(based on unofficial press box statistics)

	TT	UT	A	S-YDS	I-YDS	PD	FF	FR
1 Trevathan	110	74	36	0-0	2-39	6	0	0
2 Marshall	101	76	25	1.5-10.5	1-0	4	2	0
3 Ward	61	50	11	2-18	0-0	6	2	0
4 Stewart	59	46	13	0-0	1-0	10	1	2
5 Harris Jr.	58	49	9	0-0	2-94	6	2	0
6 Wolfe	48	39	14	5.5-38.5	0-0	0	1	0
7 Talib	45	39	6	0-0	3-23	13	0	0
8 Jackson	45	34	11	5-32	0-0	7	0	2
9 Bruton Jr.	43	31	12	1-3	2-11	7	2	0
10 Barrett	41	28	13	5.5-39	0-0	4	3	1
11 Roby	40	34	6	0-0	1-19	10	1	1
12 Miller	35	30	5	11-78	0-0	1	4	3
13 Walker	33	23	10	2-16	0-0	0	0	0
14 Ware	25	17	8	7.5-37.5	0-0	0	1	1
15 Williams	24	17	7	3-10	0-0	0	0	0
16 Ray	20	15	5	4-28	0-0	1	0	0
17 Davis	14	11	3	0-0	0-0	0	0	0
18 Bush	13	13	0	0-0	1-13	1	1	0
McCray	13	7	6	0.5-2.5	0-0	0	0	0
20 Nelson	10	9	1	1-1	0-0	0	0	0
21 Smith	9	7	2	2-0	0-0	2	0	0
22 Kilgo	6	5	1	0-0	0-0	1	0	0
23 Keo	3	3	0	0-0	1-22	1	0	0
24 Webster	2	2	0	0-0	0-0	2	0	0
TEAM	2	2	0	0-0	0-0	0	0	0
Bolden	2	1	1	0-0	0-0	0	0	0
27 Anunike	1	0	1	0-0	0-0	0	0	0
TOTALS	864	658	206	52-351	14-321	83	19	10

2015 GAMES STARTED

OFFENSE		DEFENSE	
QB Manning, Peyton	9	DE Jackson, Malik	16
QB Osweiler, Brock	7	DE Walker, Vance	7
RB Anderson, C.J.	6	DE Wolfe, Derek	12
RB Hillman, Ronnie	10	NT Williams, Sylvester	15
FB Green, Virgil	1	SLB Miller, Von	6
FB Thompson, Juwan	1	WLB Barrett, Shaquil	16
WR Fowler, Bennie	1	WLB Ware, DeMarcus	10
WR Latimer, Cody	1	LB Davis, Terrell	2
WR Norwood, Jordan	15	ILB Marshall, Brandon	2
WR Sanders, Emmanuel	15	ILB Trevathan, Danny	16
WR Thomas, Demaryius	16	CB Harris Jr., Chris	15
TE Daniels, Owen	16	CB Roby, Bradley	15
TE Davis, Vernon	4	CB Talib, Aqib	3
TE Green, Virgil	4	S Bruton Jr., David	3
C Paradis, Matt	16	S Bush, Josh	1
T Harris, Ryan	16	S Stewart, Darian	13
T Sambraio, Ty	3	S Ward, T.J.	12
T Schofield, Michael	13		
G Garcia, Max	5		
G Mathis, Evan	12		
G Vasquez, Louis	15		

2015 COACHES

Gary Kubiak (Head Coach), **Joe DeCamillis** (Special Teams Coordinator), **Rick Dennison** (Offensive Coordinator), **Wade Phillips** (Defensive Coordinator), **Clancy Barone** (Offensive Line), **Chris Beake** (Defensive Asst.), **Samson Brown** (Asst. Secondary), **Brian Callahan** (Offensive Asst./Obs.), **Tony Coaxum** (Asst. Special Teams), **James Cregg** (Asst. Offensive Line), **Mike Eubanks** (Asst. Strength), **Reggie Herring** (Linebackers), **Greg Knapp** (Quarterbacks/Passing Game Coord.), **Bill Kollar** (Defensive Line), **Anthony Lomando** (Asst. Strength), **Dennis Love** (Asst. Strength), **Marc Lubick** (Asst. Wide Receivers), **Fred Pagac** (Outside Linebackers), **Brian Parniani** (Tight Ends), **Luke Richesson** (Strength & Conditioning), **Eric Studeville** (Running Backs), **Tyke Tolbert** (Wide Receivers), **Joe Woods** (Defensive Backs).

2015 LEADERS / RANKINGS

INDIVIDUAL	PLAYER	NO.	AFC RANK	NFL RANK	NFL LEADER	NO.
Points	McManus	125	4	10	Gostkowski (NE)	151
Rushing Yards	Hillman	863	7	14t	Peterson (MIN)	1,495
Passing Yards	Manning	2,249	14	27	Brees (NO)	4,870
Passer Rating	Osweiler	86.4	14	25	Wilson (SEA)	110.1
Receiving Yards	Thomas	1,304	5	7	Jones (ATL)	1,871
Receptions	Thomas	105	5	7	Two players	136
Interceptions	Talib	3	15t	24t	Two players	8
Sacks	Miller	11.0	7t	8t	Watt (HOU)	17.5

OFFENSE	NO.	AFC RANK	NFL RANK	NFL LEADER	NO.
Points Per Game	22.2	9	19	Carolina	31.3
Total Yards Per Game	355.5	8	16	Arizona	408.3
Yards Per Play	5.4	10	19	Arizona	6.3
Rushing Yards Per Game	107.4	7	17	Buffalo	152.0
Net Passing Yards Per Game	241.8	7	14	New Orleans	310.6

DEFENSE	NO.	AFC RANK	NFL RANK	NFL LEADER	NO.
Points Per Game	18.5	3	4	Seattle	17.3
Total Yards Per Game	283.1	1	1	Denver	283.1
Yards Per Play	4.4	1	1	Denver	4.4
Rushing Yards Per Game	83.6	2	3	Seattle	81.5
Net Passing Yards Per Game	199.6	1	1	Denver	199.6

2015 KEY AWARDS

Pro Bowl (6): CB Chris Harris Jr., OLB Von Miller, CB Aqib Talib, WR Demaryius Thomas, S T.J. Ward, OLB DeMarcus Ware. **AP All-Pro (2):** CB Chris Harris Jr. (second team), OLB Von Miller (first team). **Super Bowl 50 MVP:** OLB Von Miller.

2015 NFL STANDINGS

AFC EAST

Team	W	L	T	Pct	PF	PA
y- New England	12	4	0	.750	465	315
N.Y. Jets	10	6	0	.625	387	314
Buffalo	8	8	0	.500	379	359
Miami	6	10	0	.375	310	389

AFC NORTH

Team	W	L	T	Pct	PF	PA
y-Cincinnati	12	4	0	.750	419	279
x-Pittsburgh	10	6	0	.625	423	319
Baltimore	5	11	0	.313	328	401
Cleveland	3	13	0	.188	278	432

AFC SOUTH

Team	W	L	T	Pct	PF	PA
y-Houston	9	7	0	.563	339	313
Indianapolis	8	8	0	.500	333	408
Jacksonville	5	11	0	.313	376	448
Tennessee	3	13	0	.188	299	423

AFC WEST

Team	W	L	T	Pct	PF	PA
*y- Denver	12	4	0	.750	355	286
x- Kansas City	11	5	0	.688	405	287
Oakland	7	9	0	.438	359	399
San Diego	4	12	0	.250	320	398

NFC EAST

Team	W	L	T	Pct	PF	PA
y-Washington	9	7	0	.563	388	379
Philadelphia	7	9	0	.438	377	430
N.Y. Giants	6	10	0	.375	420	442
Dallas	4	12	0	.250	275	374

NFC NORTH

Team	W	L	T	Pct	PF	PA
y-Minnesota	11	5	0	.688	365	302
x-Green Bay	10	6	0	.625	368	323
Detroit	7	9	0	.438	358	400
Chicago	6	10	0	.375	335	397

NFC SOUTH

Team	W	L	T	Pct	PF	PA
*y- Carolina	15	1	0	.938	500	308
Atlanta	8	8	0	.500	339	345
New Orleans	7	9	0	.438	408	476
Tampa Bay	6	10	0	.375	342	417

NFC WEST

Team	W	L	T	Pct	PF	PA
y- Arizona	13	3	0	.813	489	313
x- Seattle	10	6	0	.625	423	277
St. Louis	7	9	0	.438	280	330
San Francisco	5	11	0	.313	238	387

x - Playoffs; y - Division Title; z - First-round Bye; T - Home-field Advantage

WILD CARD PLAYOFF GAMES

1/9 - Kansas City 30, at Houston 0
 1/9 - Pittsburgh 18, at Cincinnati 16
 1/17 - Seattle 10, at Minnesota 9
 1/10 - Green Bay 35, at Washington 18

DIVISIONAL PLAYOFF GAMES

1/16 - at New England 27, Kansas City 20
 1/16 - at Arizona 26, Green Bay 20
 1/17 - at Carolina 31, Seattle 24
 1/17 - at Denver 23, Pittsburgh 16

CONFERENCE CHAMPIONSHIPS

1/24 - at Denver 20, New England 18
 1/24 - at Carolina 49, Arizona 15

SUPER BOWL 50 (SANTA CLARA, CALIF.)
 2/7 - Denver 24, Carolina 10

2014 FINAL STATISTICS (12-4)

Head Coach: John Fox AFC West: 1st Home Stadium: Sports Authority Field at Mile High

Date	W-L	Score	Opponent	Attendance	RUSHING	No.	Yds.	Avg.	Long	TD
Sept 7	W	13-24	Indianapolis	76,939	Anderson	179	849	4.7	27	8
Sept 14	W	24-17	Kansas City	76,900	Hillman	106	434	4.1	37	3
Sept 21	L	20-26	at Seattle (OT)	68,447	Thompson	54	272	5.0	47	3
Oct 5	W	41-20	Arizona	76,895	Ball	55	172	3.1	23	1
Oct 12	W	31-17	at New York Jets	78,160	Sanders	8	44	5.5	13	0
Oct 19	W	42-17	San Francisco	77,047	Stewart	6	22	3.7	16	0
Oct 23	W	35-21	San Diego	76,907	Bruton	1	13	13.0	13	0
Nov 2	L	21-43	at New England	68,756	Green	2	3	1.5	3	0
Nov 9	W	41-17	at Oakland	54,803	Osweller	8	0	0.0	4	0
Nov 16	L	7-22	at St. Louis	59,401	Manning	24	-24	-1.0	4	0
Nov 23	W	39-36	Miami	76,987	BRONCOS	443	1785	4.0	47	15
Nov 30	W	29-16	at Kansas City	76,894	OPPONENTS	349	1276	3.7	85T	9
Dec 7	W	24-17	Buffalo	76,913						
Dec 14	W	22-10	at San Diego	68,682						
Dec 22	L	28-37	at Cincinnati	66,107						
Dec 28	W	47-14	Oakland	76,929						

TEAM STATISTICS		Den	Opp
TOTAL FIRST DOWNS		360	311
Rushing		98	60
Passing		227	219
Penalty		35	32
3RD DOWN: MADE/ATT		94/213	81/222
3rd Down Pct.		44.1%	36.5%
4TH DOWN: MADE/ATT		6/13	10/17
4th Down Pct.		46.2%	58.8%
POSSESSION AVG.		30:35	29:25
TOTAL NET YARDS		6446	4883
Avg. Per Game		402.9	305.2
Total Plays		1067	1031
Avg. Per Play		6.0	4.7
NET YARDS RUSHING		1785	1276
Avg. Per Game		111.6	79.8
Total Rushes		443	349
NET YARDS PASSING		4661	3607
Avg. Per Game		291.3	225.4
Sacked/Yards Lost		17/118	41/252
Gross Yards		4779	3859
Att./Completions		607/389	641/389
Completion Pct.		63.7%	62.2%
Had Intercepted		15	18
NET YARDS PER ATTEMPT		69/44.2	88/45.9
NET PUNTING AVG.		37.6	40.9
PENALTIES/YARDS		120/1045	103/816
FUMBLES/BALL LOST		16/5	21/7
TOUCHDOWNS		58	41
Rushing		15	9
Passing		40	29
Returns		3	3

SCORE BY PERIODS	1	2	3	4	OT	PTS
BRONCOS	91	151	131	109	0	482
OPPONENTS	56	126	57	109	6	354

SCORING	TD	Ru	Pa	Ret	PAT	FG	S	PTS
J.Thomas	12	0	12	0	0/0	0/0	0	72
McManus	0	0	0	0	41/41	9/13	0	68
D.Thomas	11	0	11	0	0/0	0/0	1	68
Barth	0	0	0	0	15/15	15/16	0	60
Anderson	10	8	2	0	0/0	0/0	0	60
Sanders	9	0	9	0	0/0	0/0	1	56
Hillman	4	3	1	0	0/0	0/0	0	24
Thompson	3	3	0	0	0/0	0/0	0	18
Welker	2	0	2	0	0/0	0/0	0	12
Talib	2	0	0	2	0/0	0/0	0	12
Tamme	2	0	2	0	0/0	0/0	0	12
T.Carter	1	0	0	1	0/0	0/0	0	6
Ball	1	1	0	0	0/0	0/0	0	6
Green	1	0	1	0	0/0	0/0	0	6
Irving	0	0	0	0	0/0	0/0	0	2
BRONCOS	58	15	40	3	56/56	24/29	2	482
OPPONENTS	41	9	29	3	37/37	23/28	1	354

2-PT. CONVERSIONS: BRONCOS 2-2, OPPONENTS 1-3

SACKS: Miller 14.0, Ware 10.0, Jackson 3.0, Ward 2.0, Marshall 2.0, Knighton 2.0, Wolfe 1.5, McCray 1.0, Talib 1.0, Irving 1.0, O. Carter 1.0, Roby 1.0, Harris Jr. 1.0, Johnson 1.0. **BRONCOS 41.0, OPPONENTS 17.0**

FUM/LOST: Manning 5/2, Burse 3/1, Tamme 1/1, Ball 1/1, Colquitt 1/0, Anderson 1/0, Hillman 1/0, Sanders 1/0, J. Thomas 1/0, Thompson 1/0

PASSING	Att.	Comp.	Yds.	Comp.%	Yds/Att.	TD	TD%	Int	Int%	Long	Sack/Lost	Rating
Manning	597	395	4727	66.2%	7.9	39	6.5%	15	2.5%	86t	17/118	101.5
Osweller	10	4	52	40.0%	5.2	1	10.0%	0	0.0%	38	0/0	90.4
BRONCOS	607	399	4779	65.7%	7.9	40	6.6%	15	2.5%	86t	17/118	101.3
OPPONENTS	641	399	3859	62.2%	6.0	29	4.5%	18	2.8%	81t	41/252	82.4

RECEIVING	No.	Yds.	Avg.	Long	TD
D.Thomas	111	1619	14.6	86t	11
Sanders	101	1404	13.9	48	9
Welker	49	464	9.5	39	2
J.Thomas	43	489	11.4	35	12
Anderson	34	324	9.5	51	2
Hillman	21	139	6.6	16	1
Tamme	14	109	7.8	26	2
Ball	9	62	6.9	16	0
Green	6	74	12.3	38	1
Caldwell	5	47	9.4	15	0
Thompson	4	25	6.3	14	0
Latimer	2	23	11.5	14	0
Burse	0	0	0	0	0
BRONCOS	399	4779	12.0	86T	40
OPPONENTS	399	3859	9.7	81T	29

INTERCEPTIONS	No.	Yds.	Avg.	Long	TD
Talib	4	62	15.5	33	2
Moore	4	36	9.0	19	0
Harris Jr.	3	52	17.3	38	0
Ward	2	55	27.5	37	0
Roby	2	0	0.0	0	0
Bush	1	5	5.0	5	0
Ware	1	3	3.0	3	0
Marshall	1	0	0.0	0	0
BRONCOS	18	213	11.8	38	2
OPPONENTS	15	228	15.2	52	1

PUNTING	No.	Yds.	Avg.	Net	TB	In20	Long	B
Colquitt	69	3048	44.2	37.6	4	25	65	0
BRONCOS	69	3048	44.2	37.6	4	25	65	0
OPPONENTS	88	4035	45.9	40.9	7	23	71	0

PUNT RETURNS	No.	FC	Yds.	Avg.	Long	TD
Burse	29	24	211	7.3	22	0
Welker	11	3	74	6.7	19	0
Sanders	1	1	11	11.0	11	0
BRONCOS	41	28	296	7.2	22	0
OPPONENTS	33	19	371	11.2	84	1

KICKOFF RETURNS	No.	Yds.	Avg.	Long	TD
Bolden	13	429	33.0	77	0
Caldwell	12	278	23.2	54	0
Sanders	3	54	18.0	22	0
Latimer	2	22	11.0	14	0
Austin Jr.	1	12	12.0	12	0
Burse	1	7	7.0	7	0
BRONCOS	32	802	25.1	77	0
OPPONENTS	35	905	25.9	80	0

FIELD GOALS	1-19	20-29	30-39	40-49	50+
Barth	2/2	4/4	5/5	3/4	1/1
McManus	0/0	5/5	2/3	2/3	0/2
BRONCOS	2/2	9/9	7/8	5/7	1/3
OPPONENTS	0/0	8/8	6/8	7/9	2/3

MCMANUS: (21G)(20G)(24G)(44G,53N,41G)(37G)(0) **BARTH:** ((0)(0)(0)(0)(0)(0)(0)(0)(22G,24G,30G,33G,37G)(50G)(19G,26G,19G,49G,44G)(49N)(49G,36G,35G,21G)

OPPONENTS: (25G)(45G,37N)(20G,46B,28G)(33G,48G)(30G)(51N,22G)(49G,29G,45G)(41G)(37G,29G,22G,55G,53G)(0)(39G)(44G)(46B,30G,37N)(37G,49G,23G)(0)

2014 DEFENSIVE STATS

(based on unofficial press box statistics)

	TT	UT	A	S-YDS	I-YDS	PD	FF	FR
1 Marshall	110	88	22	2-17	1-0	9	1	0
2 Ward	74	60	14	2-23	2-55	6	0	0
3 Roby	64	62	2	1-3	2-0	13	2	1
4 Talib	63	54	9	1-8	4-62	17	1	0
5 Miller	60	43	17	14-82.5	0-0	2	1	1
6 Harris Jr.	55	51	4	1-2	3-52	18	1	1
7 Moore	50	44	6	0-0	4-36	5	2	1
8 Irving	44	25	19	1-8	0-0	0	0	0
9 Jackson	42	33	9	3-20	0-0	4	1	0
10 Ware	41	34	7	10-56.5	1-3	1	2	0
11 Wolfe	35	24	11	1-5.1	0-0	1	0	0
12 Knighton	30	18	12	2-13.5	0-0	3	0	0
13 Johnson	22	13	9	0.5-0.5	0-0	0	0	0
14 Williams	21	17	4	0-0	0-0	1	0	0
15 Bruton Jr.	21	16	5	0-0	0-0	3	2	0
16 Webster	19	18	1	0-0	0-0	2	0	0
17 Q. Carter	17	13	4	1-6	0-0	1	1	0
18 Davis	17	9	8	0-0	0-0	2	0	0
19 Nelson	13	7	6	0-0	0-0	1	0	0
20 Austin Jr.	12	8	4	0-0	0-0	0	0	0
21 Treyathan	11	9	2	0-0	0-0	0	0	0
22 Smith	11	7	4	0-0	0-0	2	0	0
23 Bolden	7	7	0	0-0	0-0	0	0	0
24 McCray	6	4	2	1-11	0-0	1	1	0
25 T. Carter	5	5	0	0-0	0-0	1	0	1
26 Unrein	1	1	0	0-0	0-0	0	0	0
27 Barrow	1	0	1	0-0	0-0	0	0	0
28 Bush	0	0	0	0-0	1-5	1	0	0
TOTALS	852	670	182	41-252	18-213	94	15	5

2014 GAMES STARTED

OFFENSE		DEFENSE	
QB Manning, Peyton	16	DE Jackson, Malik	1
RB Anderson, C.J.	8	DE Ware, DeMarcus	15
RB Ball, Montee	3	DE Wolfe, Derek	16
RB Hillman, Ronnie	4	DT Knighton, Terrance	16
WR Caldwell, Andre	2	DT Williams, Sylvester	3
WR Sanders, Emmanuel	16	DT Jackson, Malik	13
WR Thomas, Demaryius	16	SLB Miller, Von	16
WR Welker, Wes	8	MLB Barrow, Lamin	1
TE Clark, Chris	2	MLB Irving, Nate	8
TE Cornick, Paul	3	MLB Johnson, Steven	7
TE Green, Virgil	2	WRLB Davis, Todd	2
TE Thomas, Julius	10	WRLB Marshall, Brandon	13
C Montgomery, Will	8	WRLB Trevathan, Danny	1
C Ramirez, Manny	8	CB Harris Jr., Chris	16
T Clady, Ryan	16	CB Roby, Bradley	15
T Clark, Chris	5	CB Talib, Aqib	2
T Cornick, Paul	3	S Bruton Jr., David	1
T Vasquez, Louis	3	S Moore, Rahim	16
G Franklin, Orlando	16	S Ward, T.J.	15
G Ramirez, Manny	8		
G Vasquez, Louis	8		

2014 COACHES

John Fox (Head Coach), **Jack Del Rio** (Defensive Coordinator), **Adam Gase** (Offensive Coordinator), **Jeff Rodgers** (Special Teams Coordinator), **Cianey Barone** (Tight Ends), **Chris Beake** (Defensive Assistant), **Brian Callahan** (Offensive Assistant), **James Cregg** (Assistant Offensive Line), **Mike Eubanks** (Asst. Strength & Conditioning), **Sam Gases** (Assistant Secondary), **Jason George** (Asst. Strength & Conditioning), **Bo Hardegrave** (Quality Control - Offense), **Greg Knapp** (Quarterbacks), **Anthony Lomando** (Asst. Strength & Conditioning), **Dave Mazza** (Offensive Line), **Luke Richardson** (Strength & Conditioning), **Jay Rodgers** (Defensive Line), **Richard Smith** (Linebackers), **Eric Studesville** (Running Backs), **Darius Swinton** (Assistant Special Teams), **Tyke Tolbert** (Wide Receivers), **Cory Udlin** (Defensive Backs).

2014 LEADERS / RANKINGS

INDIVIDUAL	PLAYER	NO.	AFR RANK	NFL RANK	NFL LEADER	NO.
Points	J. Thomas	72	19t	40t	Gostkowski (NE)	156
Rushing Yards	Anderson	849	7	16t	Murray (DAL)	1,607
Passing Yards	Manning	4,727	3	4	Two players	4,852
Passer Rating	Manning	101.5	2	4	Romo (DAL)	113.2
Receiving Yards	D. Thomas	1,619	2	2	Brown (PIT)	1,698
Receptions	D. Thomas	111	2	2	Brown (PIT)	129
Interceptions	Two players	4	4t	8t	Quin (DET)	7
Sacks	Miller	14.0	5	6	Houston (KC)	22.0

OFFENSE	NO.	AFR RANK	NFL RANK	NFL LEADER	NO.
Points Per Game	30.1	1	2	Green Bay	30.4
Total Yards Per Game	402.9	3	4	New Orleans	411.4
Yards Per Play	6.0	2	3	Green Bay	6.2
Rushing Yards Per Game	111.6	7	15	Seattle	172.6
Net Passing Yards Per Game	291.3	3	4	Indianapolis	305.9

DEFENSE	NO.	AFR RANK	NFL RANK	NFL LEADER	NO.
Points Per Game	22.1	9	16t	Seattle	15.9
Total Yards Per Game	305.2	1	3	Seattle	267.1
Yards Per Play	4.7	1	2	Seattle	4.6
Rushing Yards Per Game	79.8	1	2	Detroit	69.3
Net Passing Yards Per Game	225.4	6	9	Seattle	185.6

2014 KEY AWARDS

Pro Bowl (11): RB C.J. Anderson, T Ryan Clady, CB Chris Harris Jr., QB Peyton Manning, LB Von Miller, WR Emmanuel Sanders, CB Aqib Talib, WR Demaryius Thomas, TE Julius Thomas, S T.J. Ward, DE DeMarcus Ware. **AP All-Pro (3):** CB Chris Harris Jr. (second team), LB Von Miller (second team), WR Demaryius Thomas (second team).

2014 NFL STANDINGS

AFCEAST Team	W	L	T	Pct	PF	PA
*yz - New England	12	4	0	.750	468	313
Buffalo	9	7	0	.563	343	289
Miami	8	8	0	.500	388	373
N.Y. Jets	4	12	0	.250	283	401

AFCEAST Team	W	L	T	Pct	PF	PA
y - Pittsburgh	11	5	0	.688	436	368
x - Cincinnati	10	5	1	.656	365	344
X - Baltimore	10	6	0	.625	409	302
Cleveland	7	9	0	.438	299	337

AFCSOUTH Team	W	L	T	Pct	PF	PA
y - Indianapolis	11	5	0	.688	458	369
Houston	9	7	0	.563	372	307
Jacksonville	3	13	0	.188	249	412
Tennessee	2	14	0	.125	254	438

AFCSOUTH Team	W	L	T	Pct	PF	PA
yz - Denver	12	4	0	.750	482	351
Kansas City	9	7	0	.563	353	284
San Diego	9	7	0	.563	348	348
Oakland	3	13	0	.188	253	452

NFCWEST Team	W	L	T	Pct	PF	PA
z - Dallas	12	4	0	.750	467	352
Philadelphia	10	6	0	.625	474	400
N.Y. Giants	6	10	0	.375	380	400
Washington	4	12	0	.250	301	438

NFCWEST Team	W	L	T	Pct	PF	PA
yz - Green Bay	12	4	0	.750	486	348
x - Detroit	11	5	0	.688	321	282
Minnesota	7	9	0	.438	325	343
Chicago	5	11	0	.313	319	442

NFCWEST Team	W	L	T	Pct	PF	PA
y - Carolina	7	8	1	.469	339	374
New Orleans	7	9	0	.438	401	424
Atlanta	6	10	0	.375	381	417
Tampa Bay	2	14	0	.125	277	410

NFCWEST Team	W	L	T	Pct	PF	PA
*yz - Seattle	12	4	0	.750	394	254
x - Arizona	11	5	0	.688	310	299
San Francisco	8	8	0	.500	306	340
St. Louis	6	10	0	.375	324	354

x - Playoffs; y - Division Title; z - First-round Bye; * - Home-field Advantage

WILD CARD PLAYOFF GAMES

1/3 - at Carolina 27, Arizona 16
 1/3 - Baltimore 30, at Pittsburgh 17
 1/4 - at Indianapolis 26, Cincinnati 10
 1/4 - at Dallas 24, Detroit 20

DIVISIONAL PLAYOFF GAMES

1/10 - at New England 35, Baltimore 31
 1/10 - at Seattle 31, Carolina 17
 1/11 - at Green Bay 26, Dallas 21
 1/11 - Indianapolis 24, at Denver 13

CONFERENCE CHAMPIONSHIPS

1/18 - at Seattle 28, Green Bay 22
 1/18 - at New England 45, Indianapolis 7

SUPER BOWL XLIX (GLENDALE, ARIZ.)

2/1 - New England 28, Seattle 24

2013 FINAL STATISTICS (13-3)

Head Coach: John Fox AFC West: 1st Home Stadium: Sports Authority Field at Mile High

Date	W-L	Score	Opponent	Attendance	RUSHING	No.	Yds.	Avg.	Long	TD
Sept 5	W	49-27	Baltimore	76,977	Moreno	241	1038	4.3	31	10
Sept 15	W	41-23	at N.Y. Giants	81,285	Ball	120	559	4.7	45	4
Sept 23	W	37-21	Oakland	76,978	Hillman	55	218	4.0	19	1
Sept 29	W	52-20	Philadelphia	77,002	Anderson	7	38	5.4	11	0
Oct 6	W	51-48	at Dallas	92,758	Bruton	1	35	35.0	35	0
Oct 13	W	35-19	Jacksonville	76,862	Holliday	1	7	7.0	7	0
Oct 20	L	33-39	at Indianapolis	67,196	Caldwell	1	7	7.0	7	0
Oct 27	W	45-21	Washington	77,031	Osweller	3	2	0.7	4	0
Nov 10	W	28-20	at San Diego	68,847	Manning	32	-31	-1.0	11	1
Nov 17	L	27-17	Kansas City	77,076	BRONCOS	461	1873	4.1	45	15
Nov 24	L	31-34	at New England (OT)	68,756	OPPONENTS	420	1626	3.9	35	16
Dec 1	W	35-28	at Kansas City	77,065						
Dec 8	W	51-28	Tennessee	76,554						
Dec 12	L	20-27	San Diego	76,497	RECEIVING	No.	Yds.	Avg.	Long	TD
Dec 22	W	37-13	at Houston	71,761	D.Thomas	92	1430	15.5	78T	14
Dec 29	W	34-14	at Oakland	51,500	Decker	87	1288	14.8	61	11
					Welker	73	778	10.7	33	10
					J.Thomas	65	788	12.1	74T	12
					Moreno	60	548	9.1	35T	3
					Tammie	20	184	9.2	15	1
					Ball	20	145	7.3	31	0
					Caldwell	16	200	12.5	36	3
					Hillman	12	119	9.9	19	0
					Green	9	45	5.0	10	0
					Dreesen	7	47	6.7	14	1
					BRONCOS	461	5572	12.1	78T	55
					OPPONENTS	357	4360	12.2	82T	29

TEAM STATISTICS	Den	Opp
TOTAL FIRST DOWNS	435	339
Rushing	107	90
Passing	293	208
Penalty	35	41
3RD DOWN: MADE/ATT	95/205	83/218
3rd Down Pct	46.3	38.1
4TH DOWN: MADE/ATT	8/9	4/15
4th Down Pct	88.9	26.7
POSSESSION AVG.	30:06	29:54
TOTAL NET YARDS	7317	5696
Avg. Per Game	457.3	356.0
Total Plays	1156	1074
Avg. Per Play	6.3	5.3
NET YARDS RUSHING	1873	1626
Avg. Per Game	117.1	101.6
Total Rushes	461	420
NET YARDS PASSING	5444	4070
Avg. Per Game	340.3	254.4
Sacked/Yards Lost	20/128	41/290
Gross Yards	5572	4360
Att./Completions	675/461	613/357
Completion Pct.	68.3	58.2
Had Intercepted	10	17
PUNTS/AVERAGE	66/43.8	89/46.1
NET PUNTING AVG.	38.2	39.5
PENALTIES/YARDS	117/1000	97/807
FUMBLE/BALL LOST	27/16	25/9
TOUCHDOWNS	76	47
Rushing	16	16
Passing	55	29
Returns	5	3

SCORE BY PERIODS	1	2	3	4	OT	PTS
BRONCOS	130	158	135	183	0	606
OPPONENTS	64	128	104	100	3	399

SCORING	TD	Ru	Pa	Ret	PAT	FG	\$	PTS
Prater	0	0	0	0	75/75	25/26	0	150
D. Thomas	14	0	14	0	0/0	0/0	0	84
Moreno	13	10	3	0	0/0	0/0	0	78
J. Thomas	12	0	12	0	0/0	0/0	0	72
Decker	11	0	11	0	0/0	0/0	0	66
Welker	10	0	10	0	0/0	0/0	0	60
Ball	4	4	0	0	0/0	0/0	0	24
Caldwell	3	0	3	0	0/0	0/0	0	18
Holliday	2	0	0	2	0/0	0/0	0	12
Tammie	1	0	1	0	0/0	0/0	0	6
Dreesen	1	0	1	0	0/0	0/0	0	6
Rodgers-Cromartie	1	0	0	1	0/0	0/0	0	6
Johnson	1	0	0	1	0/0	0/0	0	6
Hillman	1	1	0	0	0/0	0/0	0	6
Manning	1	1	0	0	0/0	0/0	0	6
Miller	1	0	0	1	0/0	0/0	0	6
BRONCOS	76	16	55	5	75/75	25/26	0	606
OPPONENTS	47	15	29	3	44/44	23/26	1	399

2-PT. CONVERSIONS: BRONCOS 0-1, OPPONENTS 1-3

SACKS: Phillips 10.0, Jackson 6.0, Ayers 5.5, Miller 5.0, Wolfe 4.0, Knighton 3.0, Trevathan 2.0, Williams 2.0, Woodyard 1.5, Vickerson 1.0, Irving 1.0, **BRONCOS 41.0, OPPONENTS 19.0**

FUM/Lost: Manning 10/6, Holliday 5/2, Ball 3/3, Decker 2/1, Hillman 2/1, Carter 1/1, Trevathan 1/1, Welker 1/1, Moreno, 1/0, D. Thomas 1/0

INTERCEPTIONS	No.	Yds.	Avg.	Long	TD
Rodgers-Cromartie	3	75	25.0	75T	1
Trevathan	3	29	9.7	29	0
Harris	3	1	0.3	1	0
Moore	2	18	9.0	18	0
Webster	1	10	10.0	10	0
Adams	1	3	3.0	3	0
Phillips	1	3	3.0	3	0
Knighton	1	2	2.0	2	0
Woodyard	1	0	0.0	0	0
Carter	1	0	0.0	0	0
BRONCOS	17	141	8.3	75T	1
OPPONENTS	10	131	13.1	59T	2

PUNTING	No.	Yds.	Avg.	Net	TB	In20	Long	B
Colquitt	65	2893	44.5	38.8	3	23	60	1
BRONCOS	65	2893	43.8	38.8	3	23	60	1
OPPONENTS	87	4100	46.1	40.4	8	32	66	2

PUNT RETURNS	No.	FC	Yds.	Avg.	Long	TD
Holliday	32	11	271	8.5	81T	1
Welker	10	2	70	7.0	27	0
Decker	1	2	2	2.0	2	0
Carter	1	0	0	0.0	0	0
BRONCOS	44	15	343	7.8	81T	1
OPPONENTS	28	25	274	9.8	51	0

KICKOFF RETURNS	No.	Yds.	Avg.	Long	TD
Holliday	28	775	27.7	105T	1
Caldwell	6	141	23.5	34	0
Bolden	2	44	22.0	25	0
Unrein	1	8	8.0	8	0
Jackson	1	6	6.0	6	0
Tammie	1	0	0.0	0	0
BRONCOS	39	974	25.0	105T	1
OPPONENTS	32	936	29.3	108T	1

FIELD GOALS	1-19	20-29	30-39	40-49	50+
Prater	2/2	4/4	5/5	8/8	6/7
BRONCOS	2/2	4/4	5/5	8/8	6/7
OPPONENTS	0/0	6/6	9/10	6/8	2/2

PRATER: (1)(42G,47G)(53G,41G,40G)(53G)(48G,50G,28G)(1)(31G,47G)(19G)(1)(54G,52N,36G)(27G)(1)(25G,64G,19G)(32G,42G)(32G,25G,44G)(34G,54G)

OPPONENTS: (25G,30G)(36G,24G,41G)(1)(35G,25G,46N)(43G,48G)(50G,30G)(27G,52G,42G)(1)(26G,40G,37N)(20G)(31G,31G)(1)(38G,35G)(45G,35G)(42N)

PASSING	Att.	Comp.	Yds.	Comp.%	Yds/Att.	TD	TD%	Int	Int%	Long	Sack/Lost	Rating
Manning	659	450	5477	68.3%	8.3	55	8.3%	10	1.5%	78T	18/120	115.1
Osweller	16	11	95	68.8%	5.9	0	0.0%	0	0.0%	19	2/8	84.1
BRONCOS	675	461	5572	68.3%	8.3	55	8.1%	10	1.5%	78T	20/128	114.4
OPPONENTS	613	357	4360	58.2%	7.1	29	4.7%	17	2.8%	82T	41/290	84.0

2013 DEFENSIVE STATS

(based on unofficial press box statistics)

	TT	UT	A	S-YDS	I-YDS	PD	FF	FR
1 Trevathan	124	84	40	2-18	3-29	10	2	1
2 Woodyard	83	47	36	1.5-11	1-0	4	1	0
3 Ihenachio	72	55	17	0-0	0-0	7	3	2
4 Harris	65	58	7	0-0	3-1	13	0	0
5 Adams	61	45	16	0-0	1-3	7	0	1
6 Moore	44	38	6	0-0	2-18	6	0	0
7 Jackson	42	30	12	6-8	0-0	4	1	0
8 Webster	38	34	4	0-0	1-10	9	1	0
9 Phillips	36	29	7	10-77.5	1-3	5	2	0
10 Miller	34	27	7	5-29	0-0	1	3	1
Irving	34	23	11	1-8	0-0	1	0	0
12 Rodgers-Cromartie	31	25	6	0-0	3-75	15	0	0
Knights	31	18	13	3-18	1-2	1	0	1
14 Ayers	29	23	6	5.5-34.5	0-0	0	1	0
15 Vickerson	22	18	4	1-9	0-0	3	0	0
16 Unrein	20	15	5	0-0	0-0	0	0	0
Leon	20	14	6	0-0	0-0	2	0	0
18 Williams	19	12	7	2-8	0-0	0	0	1
19 Bruton	16	14	2	0-0	0-0	0	0	0
21 Wolfe	16	11	5	4-34	0-0	0	0	1
20 Bailey	14	12	2	0-0	0-0	3	0	0
22 Jammer	13	12	1	0-0	0-0	3	1	1
23 Carter	11	10	1	0-0	0-0	6	0	0
Bolden	11	8	3	0-0	0-0	0	0	0
25 Huff	2	2	0	0-0	0-0	0	0	0
26 Johnson	1	1	0	0-0	0-0	0	0	0
Robinson	1	1	0	0-0	0-0	0	0	0
Marshall	1	1	0	0-0	0-0	0	0	0
Mincey	1	1	0	0-0	0-0	0	0	0
Tammie	1	0	1	0-0	0-0	0	0	0
Fua	1	0	1	0-0	0-0	0	0	0
TOTALS	867	621	246	52-364	16-347	85	18	7

2013 GAMES STARTED

OFFENSE		DEFENSE	
QB Manning, Peyton	16	DE Ayers, Robert	3
RB Moreno, Knowshon	15	DE Jackson, Malik	12
WR Decker, Eric	16	DE Phillips, Shaun	5
WR Thomas, Demaryius	16	DE Wolfe, Deryl	11
WR Welker, Wes	13	DT Knights, Terrance	16
WR Caldwell, Andre	2	DT Unrein, Mitch	1
TE Green, Virgil	3	DT Vickerson, Kevin	11
TE Tammie, Jacob	1	DT Williams, Sylvester	4
TE Thomas, Julius	14	SLB Irving, Nate	4
C Ramirez, Manny	16	SLB Miller, Von	9
T Clady, Ryan	2	MLB Lenon, Paris	6
T Clark, Chris	14	MLB Woodyard, Wesley	10
T Franklin, Orlando	1	WLB Trevathan, Danny	16
T Vasquez, Louis	1	CB Bailey, Champ	3
G Beadles, Zane	16	CB Carter, Tony	2
G Kuper, Chris	1	CB Harris Jr., Chris	15
G Vasquez, Louis	15	CB Jammer, Quentin	1
		CB Rodgers-Cromartie, Dominique	13
		CB Webster, Kayvon	2
		S Adams, Mike	2
		S Bolden, Omar	1
		S Ihenachio, Duke	14
		S Moore, Rahim	10

2013 COACHES

John Fox (Head Coach), **Jack Del Rio** (Defensive Coordinator), **Adam Gase** (Offensive Coordinator), **Jeff Rodgers** (Special Teams Coordinator), **Clayton Barone** (Tight Ends), **Chris Beake** (Quality Control-Defense), **Brian Callahan** (Offensive Assistant), **Jim Bob Cozier** (Offensive Assistant), **Mike Eubanks** (Asst. Strength & Conditioning), **Sam Games** (Assistant Secondary), **Jason George** (Asst. Strength & Conditioning), **Alex Gibbs** (Offensive Consultant), **Greg Knapp** (Quarterbacks), **Anthony Lomando** (Asst. Strength & Conditioning), **Dave Magazay** (Offensive Line), **Luke Richesson** (Strength & Conditioning), **Jay Rodgers** (Defensive Line), **Richard Smith** (Linebackers), **Eric Studeville** (Running Backs), **Darius Swinton** (Assistant Special Teams), **Tyke Tolbert** (Wide Receivers), **Cory Undlin** (Secondary).

2013 LEADERS / RANKINGS

INDIVIDUAL	PLAYER	NO.	AFC RANK	NFL RANK	NFL LEADER	NO.
Points	Prater	150	2	2	Gostkowski (NE)	158
Rushing Yards	Moreno	1,038	4	12	McCoy (PHI)	1,607
Passing Yards	Manning	5,477	1	1	Manning (OCL)	5,477
Passer Rating	Manning	115.1	1	2	Foles (PHI)	119.2
Receiving Yards	D. Thomas	1,430	3	4	Girdon (CLE)	1,646
Receptions	D. Thomas	92	6	9	Garcon (WAS)	113
Interceptions	Three players	3	15†	32†	Sherman (SEA)	8
Sacks	Phillips	10.0	11†	20†	Mathis (IND)	19.5
OFFENSE		NO.	AFC RANK	NFL RANK	NFL LEADER	NO.
Points Per Game		37.9	1	1	Denver	37.9
Total Yards Per Game		457.3	1	1	Denver	457.3
Rushing Per Play		6.3	1	2	Philadelphia	6.3
Rushing Yards Per Game		117.1	8	15	Philadelphia	160.4
Net Passing Yards Per Game		340.3	1	1	Denver	340.3
DEFENSE		NO.	AFC RANK	NFL RANK	NFL LEADER	NO.
Points Per Game		24.9	12	23	Seattle	14.4
Total Yards Per Game		366.0	9	19	Seattle	273.6
Rushing Per Play		5.3	10	16	Seattle	4.4
Rushing Yards Per Game		91.1	2	3	Tampa Bay	82.5
Net Passing Yards Per Game		199.6	3	3	Pittsburgh	185.2

2013 KEY AWARDS

Pro Bowl (5): QB Peyton Manning, K Matt Prater, WR Demaryius Thomas, TE Julius Thomas, G Louis Vasquez. **AP All-Pro (4):** QB Peyton Manning (first team), G Louis Vasquez (first team), K Matt Prater (second team), WR Demaryius Thomas (second team). **AP NFL MVP:** QB Peyton Manning. **AP NFL Offensive Player of the Year:** QB Peyton Manning. **FedEx Air Player of the Year:** QB Peyton Manning.

2013 NFL STANDINGS

AFC EAST

Team	W	L	T	Pct	PF	PA
y-z New England	12	4	0	.750	444	338
N.Y. Jets	8	8	0	.500	290	387
Miami	8	8	0	.500	317	335
Buffalo	6	10	0	.375	339	388

AFC NORTH

Team	W	L	T	Pct	PF	PA
y- Cincinnati	11	5	0	.688	430	305
Pittsburgh	8	8	0	.500	379	370
Baltimore	8	8	0	.500	320	352
Cleveland	4	12	0	.250	308	406

AFC SOUTH

Team	W	L	T	Pct	PF	PA
y- Indianapolis	11	5	0	.688	391	336
Tennessee	7	9	0	.438	362	381
Jacksonville	4	12	0	.250	247	449
Houston	2	14	0	.125	276	428

AFC WEST

Team	W	L	T	Pct	PF	PA
*y-z Denver	13	3	0	.813	606	399
x- Kansas City	11	5	0	.688	430	305
x- San Diego	9	7	0	.563	396	348
Oakland	4	12	0	.250	322	453

NFC EAST

Team	W	L	T	Pct	PF	PA
y- Philadelphia	10	6	0	.625	442	382
Dallas	8	8	0	.500	439	432
N. Y. Giants	7	9	0	.438	294	383
Washington	3	13	0	.188	334	478

NFC NORTH

Team	W	L	T	Pct	PF	PA
y- Green Bay	8	7	1	.531	417	428
Chicago	8	8	0	.500	445	478
Detroit	7	9	0	.438	395	376
Minnesota	5	10	1	.344	391	480

NFC SOUTH

Team	W	L	T	Pct	PF	PA
y-z Carolina	12	4	0	.750	366	241
x- New Orleans	11	5	0	.688	414	304
Atlanta	4	12	0	.250	353	443
Tampa Bay	4	12	0	.250	288	389

NFC WEST

Team	W	L	T	Pct	PF	PA
*y-z Seattle	13	3	0	.813	417	231
x- San Francisco	12	4	0	.750	406	272
Arizona	10	6	0	.625	379	324
St. Louis	7	9	0	.438	348	364

x - Playoffs; y - Division Title; z - First-round Bye; † - Home-field Advantage

WILD CARD PLAYOFF GAMES

1/4 - at Indianapolis 45, Kansas City 44
 1/4 - New Orleans 26, at Philadelphia 24
 1/5 - San Diego 27, at Cincinnati 10
 1/5 - San Francisco 23, at Green Bay 20

DIVISIONAL PLAYOFF GAMES

1/11 - at Seattle 23, New Orleans 15
 1/11 - at New England 43, Indianapolis 22
 1/12 - San Francisco 23, at Carolina 10
 1/12 - at Denver 24, San Diego 17

CONFERENCE CHAMPIONSHIPS

1/20 - at Denver 26, New England 16
 1/20 - at Seattle 23, San Francisco 17

SUPER BOWL XLVIII (NEW YORK/NEW JERSEY)
 2/2 - Seattle 43, Denver 8

2012 FINAL STATISTICS (13-3)

Head Coach: John Fox AFC West: 1st Home Stadium: Sports Authority Field at Mile High

Date	W-L	Score	Opponent	Attendance	RUSHING	No.	Yds.	Avg.	Long	TD
Sept 9	W	31-19	Pittsburgh	76,823	McGahee	167	731	4.4	31	4
Sept 17	L	21-27	at Atlanta	70,427	Moreno	138	525	3.8	20	4
Sept 23	L	25-31	Houston	76,566	Hillman	85	330	3.9	31	1
Sept 30	W	37-6	Oakland	76,787	Ball	42	158	3.8	22	1
Oct 7	L	21-31	at New England	68,756	Hester	17	81	4.8	18	2
Oct 15	W	35-24	at San Diego	68,604	Caldwell	1	14	14.0	14	0
Oct 28	W	34-14	New Orleans	76,832	Manning	23	6	0.3	10	0
Nov 4	W	31-23	at Cincinnati	63,623	Osweller	8	-13	-1.6	-1	0
Nov 11	W	36-14	at Carolina	73,939	BRONCOS	481	1832	3.8	31	12
Nov 18	W	30-23	San Diego	76,769	OPPONENTS	404	1458	3.6	36	5
Nov 25	W	17-9	at Kansas City	74,244						
Dec 2	W	31-23	Tampa Bay	76,432						
Dec 6	W	26-13	at Oakland	53,807	RECEIVING	No.	Yds.	Avg.	Long	TD
Dec 16	W	34-17	at Baltimore	71,317	D.Thomas	94	1434	15.3	711	10
Dec 23	W	34-12	Cleveland	76,351	Decker	85	1064	12.5	55	13
Dec 30	W	38-3	Kansas City	76,502	Tamme	52	555	10.7	36	2
					Stokley	45	544	12.1	38t	5
					Dresssen	41	356	8.7	30	5
					McGahee	26	221	8.5	31	0
					Moreno	21	167	8.0	26	0
					Willis	10	90	9.0	19	0
					Hillman	10	62	6.2	29	0
					Ball	7	61	8.7	17	1
					Green	5	63	12.6	28	0
					Holiday	2	17	8.5	15	0
					Caldwell	1	18	18.0	18	0
					Gronkowski	1	11	11.0	11	0
					Hester	1	7	7.0	7	0
					Unrein	1	1	1.0	1t	1
					BRONCOS	402	4671	11.6	71t	37
					OPPONENTS	321	3558	11.1	61t	25

TEAM STATISTICS	Den	Opp
TOTAL FIRST DOWNS	380	287
Rushing	112	73
Passing	232	163
Penalty	36	31
3RD DOWN: MADE/ATT	96/213	66/216
3rd Down Pct	45.1	30.6
4TH DOWN: MADE/ATT	3/5	7/18
4th Down Pct	60.0	38.9
POSSESSION AVG.	31:16	28:44
TOTAL NET YARDS	6366	4652
Avg. Per Game	397.9	290.8
Total Plays	1090	1015
Avg. Per Play	5.8	4.6
NET YARDS RUSHING	1832	1458
Avg. Per Game	114.5	91.1
Total Rushes	481	404
NET YARDS PASSING	4534	3194
Avg. Per Game	283.4	199.6
Sacked/Yards Lost	21/137	52/364
Gross Yards	4671	3558
Att./Completions	588/402	559/321
Completion Pct.	68.4	57.4
Had Intercepted	11	16
PUNTS/AVERAGE	67/46.3	94/48.1
NET PUNTING AVG.	42.1	41.5
PENALTIES/YARDS	100/805	123/951
FUMBLES/BALL LOST	22/14	23/8
TOUCHDOWNS	57	32
Rushing	12	5
Passing	37	25
Returns	8	2

SCORE BY PERIODS	1	2	3	4	OT	PTS
BRONCOS	66	116	153	146	0	481
OPPONENTS	70	81	62	76	0	289

SCORING	TD	Ru	Pa	Ret	PAT	FG	S	PTS
Prater	0	0	0	0	55/55	26/32	0	133
Decker	13	0	13	0	0/0	0/0	0	78
D.Thomas	10	0	10	0	0/0	0/0	0	60
Dresssen	5	0	5	0	0/0	0/0	0	30
Stokley	5	0	5	0	0/0	0/0	0	30
McGahee	4	4	0	0	0/0	0/0	1	26
Moreno	4	4	0	0	0/0	0/0	0	24
Harris	2	0	0	2	0/0	0/0	0	12
Hester	2	2	0	0	0/0	0/0	0	12
Tamme	2	0	2	0	0/0	0/0	0	12
Ball	2	1	1	0	0/0	0/0	0	12
T.Carter	2	0	0	2	0/0	0/0	0	12
Holiday	2	0	0	2	0/0	0/0	0	12
Hillman	1	1	0	0	0/0	0/0	0	6
Miller	1	0	0	1	0/0	0/0	0	6
Unrein	1	0	1	0	0/0	0/0	0	6
Porter	1	0	0	1	0/0	0/0	0	6
Adams	0	0	0	0	0/0	0/0	0	2
Dumervil	0	0	0	0	0/0	0/0	0	2
BRONCOS	57	12	37	8	55/55	26/32	1	481
OPPONENTS	32	5	25	2	29/29	22/25	0	289

2-PT. CONVERSIONS: McGahee 1, **BRONCOS 1-2, OPPONENTS 0-3**

SACKS: Miller 18.5, Dumervil 11.0, Wolfe 6.0, Woodyard 5.5, Harris 2.5, Ayers 2.0, Vickerson 2.0, Adams 1.0, Brooking 1.0, Moore 1.0, Trevathan 1.0, Mays 0.5, **BRONCOS 52.0, OPPONENTS 21.0**

FUM/LOST: McGahee 5/4, Holiday 5/1, D. Thomas 3/3, Manning 2/2, Hillman 2/1, Ball 1/1, Bolden 1/1, Moreno 1/1, Leonhard 1/0, Koppen 1/0

INTERCEPTIONS	No.	Yds.	Avg.	Long	TD
Harris	3	144	48.0	98t	2
Woodyard	3	40	13.3	25	0
T.Carter	2	55	27.5	40t	1
Bailey	2	18	9.0	18	0
Leonhard	2	0	0.0	0	0
Porter	1	43	43.0	43t	1
Miller	1	26	26.0	26t	1
Moore	1	23	23.0	23	0
Bruton	1	-2	-2.0	-2	0
BRONCOS	16	347	21.7	98t	5
OPPONENTS	11	218	19.8	80t	2

PUNTING	No.	Yds.	Avg.	Net	TB	In20	Long	B
Colquitt	67	3105	46.3	42.1	4	27	67	0
BRONCOS	67	3105	46.3	42.1	4	27	67	0
OPPONENTS	93	4524	48.1	41.9	7	35	68	1

PUNT RETURNS	No.	FC	Yds.	Avg.	Long	TD
Holiday	31	4	334	10.8	76t	1
Leonhard	15	16	89	5.9	16	0
Decker	2	0	22	11.0	13	0
BRONCOS	48	20	445	9.3	76t	1
OPPONENTS	33	17	205	6.2	40	0

KICKOFF RETURNS	No.	Yds.	Avg.	Long	TD
Bolden	14	270	19.3	33	0
Holiday	11	358	32.5	105t	1
Leonhard	1	18	18.0	18	0
Ball	1	0	0.0	0	0
Gronkowski	1	0	0.0	0	0
BRONCOS	28	646	23.1	105t	1
OPPONENTS	34	751	22.1	50	0

FIELD GOALS	1-19	20-29	30-39	40-49	50+
Prater	1/1	7/7	10/11	5/9	3/4
BRONCOS	1/1	7/7	10/11	5/9	3/4
OPPONENTS	0/0	7/7	6/7	6/8	3/3

PRATER: (26G)() <th>(32G,23G,53G)() <th>(21G,43G,53G)() <th>(33G,33G) </th></th></th>	(32G,23G,53G)() <th>(21G,43G,53G)() <th>(33G,33G) </th></th>	(21G,43G,53G)() <th>(33G,33G) </th>	(33G,33G)
(43G)	(53G,43N,27G)	(55N,19G,30G,32G)	(47N,33N,34G)
(31G,47N)	(43G,34G,20G,33G)	(27G,36G,45N)	(27G,41G)
(42G)			

OPPONENTS: (21G,35G) <th>(37G,42G) <th>(41G) <th>(38G,24G) <th>(23G) <th>(32G)() </th></th></th></th></th>	(37G,42G) <th>(41G) <th>(38G,24G) <th>(23G) <th>(32G)() </th></th></th></th>	(41G) <th>(38G,24G) <th>(23G) <th>(32G)() </th></th></th>	(38G,24G) <th>(23G) <th>(32G)() </th></th>	(23G) <th>(32G)() </th>	(32G)()
(28G,46N,49G,41G)	(43N)()	(34G,22G,49G)	(31G,50G,55G)()	(45G)	(27G,53G)
(23G,33N)					

PASSING	Att.	Comp.	Yds.	Comp.%	Yds/Att.	TD	TD%	Int	Int%	Long	Sack/Lost	Rating
Manning	583	400	4659	68.6%	8	37	6.3%	11	1.9%	71t	21/137	105.9
Osweller	4	2	12	50.0%	3	0	0.0%	0	0.0%	7	0/0	56.3
Prater	1	0	0	0.0%	0	0	0.0%	0	0.0%	0	0/0	39.6
BRONCOS	588	402	4671	68.4%	7.9	37	6.3%	11	1.9%	71t	21/137	105.3
OPPONENTS	559	321	3558	57.4%	6.4	25	4.5%	16	2.9%	61t	52/364	79.4

2012 DEFENSIVE STATS

(based on unofficial press box statistics)

	TT	UT	A	S-YDS	I-YDS	PD	FF	FR
1 Woodyard	114	70	44	5.5-47.5	3-40	6	1	1
2 Adams	80	60	20	1-2	0-0	11	2	2
3 Moore	71	59	12	1-3	1-23	7	0	1
4 Miller	68	55	13	18.5-129.5	1-26	2	6	0
5 Bailey	66	61	5	0-0	2-18	9	0	0
6 Harris	61	51	10	2.5-17.5	3-144	12	0	0
7 Brookling	54	33	21	1-8	0-0	0	1	0
8 Dumervil	54	32	22	11-83	0-0	1	6	0
9 Bannan	42	28	14	0-0	0-0	4	1	1
10 Vickerson	40	28	12	2-11	0-0	1	0	0
11 Wolfe	40	26	14	6-41	0-0	2	1	0
12 Trevathan	30	21	9	1-0	0-0	3	0	0
13 T. Carter	24	20	4	0-0	2-55	12	0	1
14 Porter	21	16	5	0-0	1-43	6	0	0
15 Unrein	20	12	8	0-0	0-0	0	0	1
16 Mays	19	7	12	0.5-3.5	0-0	0	0	0
17 Leinhardt	17	12	5	0-0	2-0	3	0	0
18 Ayers	16	8	8	2-18	0-0	2	0	0
19 Williams	14	10	4	0-0	0-0	1	0	0
20 Jackson	5	3	2	0-0	0-0	0	0	0
21 Bolden	4	4	0	0-0	0-0	1	0	0
22 Irving	3	1	2	0-0	0-0	1	0	0
23 Bruton	2	2	0	0-0	1-2	1	0	0
24 Siliga	1	1	0	0-0	0-0	0	0	0
Warren	1	1	0	0-0	0-0	0	0	0
TOTALS	867	621	246	52-364	16-347	85	18	7

2012 GAMES STARTED

OFFENSE		DEFENSE	
QB Manning, Peyton	16	DE Dumervil, Elvis	16
RB McGahee, Willis	9	DE Wolfe, Derek	16
RB Moreno, Knowshon	6	DT Bannan, Justin	15
WR Decker, Eric	15	DT Unrein, Mitch	2
WR Stokley, Brandon	9	DT Vickerson, Kevin	14
WR Thomas, Demaryius	16	SLB Miller, Von	9
TE Dreesen, Joel	15	MLB Brookling, Keith	14
TE Green, Virgil	2	MLB Mays, Joe	4
TE Tamme, Jacob	8	WLB Williams, D.J.	1
C Koppen, Dan	12	WLB Woodyard, Wesley	14
C Walton, J.D.	4	CB Bailey, Champ	12
T Clady, Ryan	16	CB Harris, Chris	16
T Franklin, Orlando	16	CB Porter, Tracy	4
G Beadles, Zane	16	S Adams, Mike	16
G Kuper, Chris	5	S Leonhard, Jim	1
G Ramirez, Manny	11	S Moore, Rahim	15

2012 COACHES

John Fox (Head Coach), **Jack Del Rio** (Defensive Coordinator), **Mike McCoy** (Offensive Coordinator), **Jeff Rodgers** (Special Teams Coordinator), **Ciancy Barone** (Tight Ends), **Keith Burns** (Assistant Special Teams), **Brian Callahan** (Quality Control/Ends), **Mike Eubanks** (Asst. Strength & Conditioning), **Sam Garies** (Assistant Secondary), **Adam Gase** (Quarterbacks), **Jason Gese** (Asst. Strength & Conditioning), **Anthony Lomando** (Asst. Strength & Conditioning), **Dave Magaz** (Offensive Line), **Ron Milius** (Secondary), **Luke Richesson** (Strength & Conditioning), **Jay Rodgers** (Defensive Line), **Richard Smith** (Linebackers), **Eric Studesville** (Running Backs), **Tyke Tolbert** (Wide Receivers), **Cory Undlin** (Quality Control-Defense).

2012 LEADERS / RANKINGS

INDIVIDUAL	PLAYER	NO.	AFC RANK	NFL RANK	NFL LEADER	NO.
Points	Prater	133	3	7	Gostkowski (NE)	153
Rushing Yards	McGahee	731	12	26	Peterson (MIN)	2,097
Passing Yards	Manning	4,659	2	6	Brees (NO)	5,177
Passer Rating	Manning	105.8	1	2	Rodgers (GB)	108.0
Receiving Yards	D. Thomas	1,434	2	4	Johnson (DET)	1,964
Receptions	D. Thomas	94	5	8	Johnson (DET)	122
Interceptions	Harris/Woodyard	3	13†	29†	Jennings (CHI)	9
Sacks	Miller	18.5	2	3	Watt (HOU)	20.5

OFFENSE	NO.	AFC RANK	NFL RANK	NFL LEADER	NO.
Points Per Game	30.1	2	2	New England	34.8
Total Yards Per Game	397.9	2	4	New England	427.9
Yards Per Play	5.8	1	6	Washington	6.2
Rushing Yards Per Game	114.5	7	16	Washington	169.3
Net Passing Yards Per Game	283.4	2	5	New Orleans	312.3

DEFENSE	NO.	AFC RANK	NFL RANK	NFL LEADER	NO.
Points Per Game	18.1	1	4	Seattle	15.3
Total Yards Per Game	290.8	2	2	Pittsburgh	275.8
Yards Per Play	4.6	1	1	Denver	4.6
Rushing Yards Per Game	91.1	2	3	Tampa Bay	82.5
Net Passing Yards Per Game	199.6	3	3	Pittsburgh	185.2

2012 KEY AWARDS

Pro Bowl (7): CB Champ Bailey, G Zane Beadles, T Ryan Clady, DE Elvis Dumervil, QB Peyton Manning, LB Von Miller, WR Demaryius Thomas.
AP All-Pro (4): T Ryan Clady (first team), QB Peyton Manning (first team), LB Von Miller (first team), CB Champ Bailey (second team).
AP Comeback Player of the Year: QB Peyton Manning. **FedEx Air Player of the Year:** QB Peyton Manning.

2012 NFL STANDINGS

AFC EAST	Team	W	L	T	Pct	PF	PA
y-New England	12	4	0	0	.750	557	331
Miami	7	9	0	.438	288	317	
New York Jets	6	10	0	.375	281	375	
Buffalo	6	10	0	.375	344	435	

AFC NORTH	Team	W	L	T	Pct	PF	PA
y-Baltimore	10	6	0	.625	398	344	
x-Cincinnati	10	6	0	.625	391	320	
Pittsburgh	8	8	0	.500	336	314	
Cleveland	5	11	0	.313	302	368	

AFC SOUTH	Team	W	L	T	Pct	PF	PA
y-Houston	12	4	0	.750	416	331	
x-Indianapolis	11	5	0	.688	357	387	
Tennessee	6	10	0	.375	330	471	
Jacksonville	2	14	0	.125	255	444	

AFC WEST	Team	W	L	T	Pct	PF	PA
y-z-Denver	13	3	0	.813	481	289	250
San Diego	7	9	0	.438	350	350	
Oakland	4	12	0	.250	290	443	
Kansas City	2	14	0	.125	211	425	

NFC EAST	Team	W	L	T	Pct	PF	PA
y-Washington	10	6	0	.625	436	388	
New York Giants	9	7	0	.563	429	344	
Dallas	8	8	0	.500	376	400	
Philadelphia	4	12	0	.250	280	444	

NFC NORTH	Team	W	L	T	Pct	PF	PA
y-Green Bay	11	5	0	.688	433	336	
x-Minnesota	10	6	0	.625	379	348	
Chicago	10	6	0	.625	375	277	
Detroit	4	12	0	.250	372	437	

NFC SOUTH	Team	W	L	T	Pct	PF	PA
y-z-Atlanta	13	3	0	.813	419	299	
Carolina	7	9	0	.438	357	363	
New Orleans	7	9	0	.438	461	454	
Tampa Bay	7	9	0	.438	389	394	

NFC WEST	Team	W	L	T	Pct	PF	PA
y-z-San Francisco	11	4	1	.719	397	273	
x-Seattle	11	5	0	.688	412	245	
St. Louis	7	8	1	.469	299	348	
Arizona	5	11	0	.313	250	357	

x - Playoffs; y - Division Title; z - First-round Bye; † - Home-field Advantage

WILD CARD PLAYOFF GAMES

1/5 - at Houston 19, Cincinnati 13
 1/5 - at Green Bay 24, Minnesota 10
 1/6 - at Baltimore 24, Indianapolis 9
 1/6 - Seattle 24, at Washington 14

DIVISIONAL PLAYOFF GAMES

1/12 - Baltimore 38, at Denver 35 (OT)
 1/12 - at San Francisco 45, Green Bay 31
 1/13 - at Atlanta 30, Seattle 28
 1/13 - at New England 41, Houston 28

CONFERENCE CHAMPIONSHIPS

1/20 - at San Francisco 28, at Atlanta 24
 1/20 - Baltimore 28, at New England 13

SUPER BOWL XLVII (NEW ORLEANS)

2/3 - Baltimore 34, San Francisco 31

2011 FINAL STATISTICS (8-8)

Head Coach: John Fox AFC West: 1st Home Stadium: Sports Authority Field at Mile High

Date	W-L	Score	Opponent	Attendance	RUSHING	No.	Yds.	Avg.	Long	TD
Sept 12	L	20-23	Oakland	75,671	McGahee	249	1199	4.8	60t	4
Sept 18	W	24-22	Cincinnati	73,281	Tebow	122	660	5.4	32	6
Sept 25	L	14-17	at Tennessee	69,143	Ball	96	402	4.2	34	1
Oct 2	L	23-49	at Green Bay	70,529	Moreno	37	179	4.8	24	0
Oct 9	L	24-29	San Diego	74,895	J.Johnson	14	77	5.5	25	0
Oct 23	W	18-15	at Miami (OT)	63,800	Royal	7	48	6.9	11	0
Oct 30	L	10-45	Detroit	74,977	Larsen	14	44	3.1	6	0
Nov 6	W	38-24	at Oakland	58,125	Orton	5	17	3.4	13	0
Nov 13	W	17-10	at Kansas City	72,908	D.Thomas	1	5	5.0	5	0
Nov 17	W	17-13	New York Jets	74,746	Decker	1	1	1.0	1	0
Nov 27	W	16-13	at San Diego (OT)	64,436	BRONCOS	546	2632	4.8	60t	11
Dec 4	W	35-32	at Minnesota	62,939	OPPONENTS	488	2021	4.1	47	11
Dec 11	W	13-10	Chicago (OT)	76,487	RECEIVING	No.	Yds.	Avg.	Long	TD
Dec 18	L	23-41	New England	76,556	Decker	44	612	13.9	56t	8
Dec 24	L	14-40	at Buffalo	45,112	D.Thomas	32	551	17.2	47	4
Jan 1	L	3-7	Kansas City	76,005	Lloyd	19	283	14.9	44	0

TEAM STATISTICS		Den	Opp
TOTAL FIRST DOWNS		286	315
Rushing		129	101
Passing		130	182
Penalty		27	32
3RD DOWN: MADE/ATT		66/214	73/218
3rd Down Pct.		30.8	33.5
4TH DOWN: MADE/ATT		3/13	3/9
4th Down Pct.		23.1	33.3
POSSESSION AVG.		28:51	31:09
TOTAL NET YARDS		5066	5725
Avg. Per Game		316.6	357.8
Total Plays		1017	1063
Avg. Per Play		5.0	5.4

NET YARDS RUSHING		Den	Opp
Avg. Per Game		164.5	126.3
Total Rushes		546	488
NET YARDS PASSING		2434	3704
Avg. Per Game		152.1	231.5
Sacked/Yards Lost		42/274	41/283
Gross Yards		2708	3987
Att./Completions		429/217	534/333
Completion Pct.		50.6	62.4
Had Intercepted		13	9
PUNTS/AVERAGE		101/47.4	92/47.3
NET PUNTING AVG.		40.2	38.2
PENALTIES/YARDS		101/842	99/845
FUMBLES/BALL LOST		30/17	19/9
TOUCHDOWNS		36	42
Rushing		11	11
Passing		20	24
Returns		5	7

SCORE BY PERIODS		1	2	3	4	OT	PTS
BRONCOS		74	33	75	118	9	309
OPPONENTS		52	154	91	93	0	390

SCORING	TD	Ru	Pa	Ret	PAT	FG	S	PTS
Prater	0	0	0	0	30/30	19/25	0	87
Decker	9	0	8	1	0/0	0/0	0	54
Tebow	6	6	0	0	0/0	0/0	0	40
McGahee	5	4	1	0	0/0	0/0	0	32
D.Thomas	4	0	4	0	0/0	0/0	0	24
Fells	3	0	3	0	0/0	0/0	0	18
Royal	2	0	1	1	0/0	0/0	0	12
Ball	2	1	1	0	0/0	0/0	0	12
Moreno	1	0	1	0	0/0	0/0	0	6
Vaughn	1	0	0	1	0/0	0/0	0	6
Goodman	1	0	0	1	0/0	0/0	0	6
Haggan	1	0	0	1	0/0	0/0	0	6
Willis	1	0	1	0	0/0	0/0	0	6
BRONCOS	36	11	20	5	30/30	19/25	0	309
OPPONENTS	42	11	24	7	40/40	32/39	0	390

KICKOFF RETURNS		No.	Yds.	Avg.	Long	TD
Cosby		17	457	26.9	63	0
Willis		8	163	20.4	29	0
Vaughn		7	210	30.0	67	0
Royal		3	47	15.7	20	0
Decker		2	50	25.0	34	0
Fells		1	20	20.0	20	0
Ball		1	9	9.0	9	0
BRONCOS		39	956	24.5	67	0
OPPONENTS		20	491	24.6	40	0

2-PT. CONVERSIONS: Tebow 2, McGahee 1, **BRONCOS 3-6, OPPONENTS 0-2**

SACKS: Miller 11.5, Dumervil 9.5, Williams 5.0, McBean 4.0, Dawkins 3.0, Ayers 3.0, Wilhite 2.0, Hunter 1.0, Q.Carter 1.0, **BRONCOS 40.0, OPPONENTS 41.0**

FUM/Lost: Tebow 13/6, McGahee 4/3, Ball 2/2, Orton 2/2, Cosby 2/1, Fells 2/1, Decker 1/1, Moreno 1/1, Goodman 1/0, Lloyd 1/0

PASSING	Att.	Comp.	Yds.	Comp.%	Yds/Att.	TD	TD%	Int	Int%	Long	Sack/Lost	Rating
Tebow	271	126	1729	46.5%	6.4	12	4.4%	6	2.2%	56t	33/225	72.9
Orton	155	91	979	58.7%	6.3	8	5.2%	7	4.5%	52t	9/49	75.7
Colquitt	1	0	0	0.0%	0.0	0	0.0%	0	0.0%	0	0/0	39.6
Decker	1	0	0	0.0%	0.0	0	0.0%	0	0.0%	0	0/0	39.6
D.Thomas	1	0	0	0.0%	0.0	0	0.0%	0	0.0%	0	0/0	39.6
BRONCOS	429	217	2708	50.6%	6.3	20	4.7%	13	3.0%	56t	42/274	73.4
OPPONENTS	534	333	3987	62.4%	7.5	24	4.5%	9	1.7%	84	41/283	93.1

2011 DEFENSIVE STATS

(based on unofficial press box statistics)

	TT	UT	A	S-YDS	I-YDS	PD	FF	FR
1 Williams	90	70	20	5-38	0-0	2	3	1
2 Woodyard	87	60	27	0-0	0-0	2	1	0
3 Mays	74	63	11	0-0	0-0	2	0	0
4 C. Harris	65	56	9	0-0	1-15	6	0	0
5 Miller	64	50	14	11.5-77	0-0	4	2	0
6 Dawkins	51	38	13	3-38	0-0	6	1	0
7 Q. Carter	49	41	8	1-4	0-0	0	0	0
Goodman	49	41	8	0-0	2-46	10	0	1
9 Bunkley	43	33	10	0-0	0-0	0	0	0
M. Thomas	43	29	14	0-0	0-0	1	0	1
11 Dumervil	42	31	11	9.5-63	0-0	1	0	1
12 Bailey	39	35	4	0-0	2-0	10	1	0
Ayers	39	25	14	3-12	0-0	2	1	1
14 McBean	33	19	14	4-10	0-0	0	0	0
15 Moore	31	28	3	0-0	1-18	2	0	1
16 Wilhite	26	23	3	2-18	1-2	2	0	0
17 Haggan	21	12	9	0-0	1-16	1	0	0
18 Hunter	20	16	4	1-6	0-0	1	1	1
19 Vaughn	19	15	4	0-0	1-55	4	0	0
20 Bruton	12	12	0	0-0	0-0	3	0	0
21 Jnrain	7	5	2	0-0	0-0	0	0	0
22 Vickerson	4	2	2	0-0	0-0	0	0	1
Harvey	4	2	2	0-0	0-0	0	0	0
24 TEAM	3	3	0	0-0	0-0	0	0	0
25 McCarthy	2	2	0	0-0	0-0	0	0	0
26 Cosby	1	1	0	0-0	0-0	0	0	0
TOTALS	918	713	205	40-266	9-152	59	10	7

2011 GAMES STARTED

OFFENSE

QB Orton, Kyle	5
QB Tebow, Tim	11
RB McGahee, Willis	14
RB Moreno, Knowshon	2
FB Larsen, Spencer	6
WR Decker, Eric	13
WR Lloyd, Brandon	4
WR Royal, Eddie	8
WR Thomas, Demaryius	5
TE Clark, Chris	6
TE Fells, Daniel	15
TE Green, Virgil	3
TEFB Rosario, Dante	3
T Thomas, Julius	3
C Walton, J.D.	16
T Clady, Ryan	16
T Franklin, Orlando	16
G Beadles, Zane	16
G Kuper, Chris	16

DEFENSE

DE Ayers, Robert	13
DE Dumervil, Elvis	14
DE Hunter, Jason	2
DL McBean, Ryan	3
DT Bunkley, Brodrick	13
DT Thomas, Marcus	11
DT Vickerson, Kevin	4
SLB Haggan, Mario	1
SLB Miller, Von	15
MLB Mays, Joe	12
WLB Williams, D.J.	13
LB Woodyard, Wesley	13
CB Bailey, Champ	13
CB Goodman, André	3
CB Vaughn, Cassius	3
DB Harris, Chris	4
DB Wilhite, Jonathan	2
S Bruton, David	1
S Carter, Quinton	10
S Dawkins, Brian	12
S Moore, Rahim	7

2011 COACHES

John Fox (Head Coach), **Dennis Allen** (Defensive Coordinator), **Mike McCoy** (Offensive Coordinator), **Jeff Rodgers** (Special Teams Coordinator), **Cianey Barone** (Tight Ends), **Keith Burns** (Assistant Special Teams), **Brian Callahan** (Quality Control-Offense), **Adam Gase** (Quarterbacks), **Sam Gimes** (Assistant Secondary), **Justin Lovett** (Strength & Conditioning Assistant), **Dave Magazou** (Offensive Line), **Ron Miles** (Secondary), **Wayne Nuneley** (Defensive Line), **Jay Rodgers** (Quality Control-Defense), **Greg Saporita** (Strength & Conditioning Assistant), **Richard Smith** (Linebackers), **Eric Stutesville** (Running Backs), **Tyke Tolbert** (Wide Receivers), **Rich Tuten** (Strength & Conditioning).

2011 LEADERS / RANKINGS

INDIVIDUAL	PLAYER	NO.	AFC RANK	NFL RANK	NFL LEADER	NO.
Points	Prater	87	17	35	Akers (SF)	166
Rushing Yards	McGahee	1,199	4	8	Jones-Drew (JAC)	1,606
Passing Yards	Tebow	1,729	14	31	Brees (NO)	5,476
Passer Rating	Tebow	72.9	14	27	Rodgers (GB)	122.5
Receiving Yards	Decker	612	32	70	Johnson (DET)	1,681
Receptions	Decker	44	42	85	Walker (NE)	122
Interceptions	Bailey/Goodman	2	23	63	Three players	7
Sacks	Miller	11.5	31	9	Allen (MIN)	22.0

OFFENSE	NO.	AFC RANK	NFL RANK	NFL LEADER	NO.
Points Per Game	19.3	12	25	Green Bay	35.0
Total Yards Per Game	316.6	11	23	New Orleans	467.1
Yards Per Play	5.0	11	25	New Orleans	6.7
Rushing Yards Per Game	164.5	1	1	Denver	164.5
Net Passing Yards Per Game	152.1	15	31	New Orleans	334.2

DEFENSE	NO.	AFC RANK	NFL RANK	NFL LEADER	NO.
Points Per Game	24.4	13	24	Pittsburgh	14.2
Total Yards Per Game	357.8	12	20	Pittsburgh	271.8
Yards Per Play	5.4	11	29	Pittsburgh	4.5
Rushing Yards Per Game	126.3	10	20	San Francisco	77.3
Net Passing Yards Per Game	231.5	12	18	Pittsburgh	171.9

2011 KEY AWARDS

Pro Bowl (6): CB Champ Bailey, T Ryan Clady, S Brian Dawkins, OLB Elvis Dumervil, RB Willis McGahee, LB Von Miller.

2011 NFL STANDINGS

AFC EAST

Team	W	L	T	Pct	PF	PA
*yz-New England	13	3	0	.813	513	342
New York Jets	8	8	0	.500	377	363
Miami	6	10	0	.375	329	313
Buffalo	6	10	0	.375	372	434

AFC NORTH

Team	W	L	T	Pct	PF	PA
yz-Baltimore	12	4	0	.750	378	266
x-Pittsburgh	12	4	0	.750	325	227
x-Cincinnati	9	7	0	.563	344	323
Cleveland	4	12	0	.250	218	307

AFC SOUTH

Team	W	L	T	Pct	PF	PA
y-Houston	10	6	0	.625	381	278
Tennessee	9	7	0	.563	325	317
Jacksonville	5	11	0	.313	243	329
Indianapolis	2	14	0	.125	243	430

AFC WEST

Team	W	L	T	Pct	PF	PA
y-Denver	8	8	0	.500	309	390
San Diego	8	8	0	.500	406	377
Oakland	8	8	0	.500	359	433
Kansas City	7	9	0	.438	212	338

NFC EAST

Team	W	L	T	Pct	PF	PA
y-New York Giants	9	7	0	.563	394	400
Philadelphia	8	8	0	.500	396	328
Dallas	8	8	0	.500	369	347
Washington	5	11	0	.313	288	367

NFC NORTH

Team	W	L	T	Pct	PF	PA
*yz-Green Bay	15	1	0	.938	560	359
x-Detroit	10	6	0	.625	474	387
Chicago	8	8	0	.500	353	341
Minnesota	3	13	0	.188	340	449

NFC SOUTH

Team	W	L	T	Pct	PF	PA
y-New Orleans	13	3	0	.813	547	339
x-Atlanta	10	6	0	.625	402	350
Carolina	6	10	0	.375	406	429
Tampa Bay	4	12	0	.250	287	494

NFC WEST

Team	W	L	T	Pct	PF	PA
yz-San Francisco	13	3	0	.813	380	229
Arizona	8	8	0	.500	312	348
Seattle	7	9	0	.438	321	315
St. Louis	2	14	0	.125	193	407

x - Playoffs; y - Division Title; z - First-round Bye; * - Home-field Advantage

WILD CARD PLAYOFF GAMES

1/7 - at Houston 31, Cincinnati 10
 1/7 - at New Orleans 45, Detroit 28
 1/8 - New York Giants 24, at Atlanta 2
 1/8 - at Denver 29, Pittsburgh 23 (OT)

DIVISIONAL PLAYOFF GAMES

1/14 - at San Francisco 36, New Orleans 32
 1/14 - at New England 45, Denver 10
 1/15 - at Baltimore 20, Houston 13
 1/15 - New York Giants 37, at Green Bay 20

CONFERENCE CHAMPIONSHIPS

1/22 - at New England 23, Baltimore 20
 1/22 - New York Giants 20, at San Francisco 17

SUPER BOWL XLVI (INDIANAPOLIS)

2/5 - New York Giants 21, New England 17

2010 FINAL STATISTICS (4-12)

Head Coach: Josh McDaniels (12) / Eric Studesville (4) **AFC West:** 4th **Home Stadium:** INVESCO Field at Mile High

Date	W-L	Score	Opponent	Attendance	RUSHING	No.	Yds.	Avg.	Long	TD
Sept 12	L	17-24	at Jacksonville	63,636	Moreno	182	779	4.3	35	5
Sept 19	W	31-14	Seattle	75,130	Tebow	43	227	5.3	40	6
Sept 26	L	13-27	Indianapolis	76,401	Ball	41	158	3.9	19	0
Oct 3	W	26-20	at Tennessee	69,143	Buckhalter	59	147	2.5	13	2
Oct 10	L	17-31	at Baltimore	71,246	Orton	22	98	4.5	14	0
Oct 17	L	20-24	N.Y. Jets	75,982	Maroney	36	74	2.1	13	0
Oct 24	L	14-59	Oakland	75,835	Royal	6	61	10.2	20	0
Oct 31	L	16-24	at San Francisco (London)	83,941	Larsen	3	18	6.0	14	0
Nov 14	W	49-29	Kansas City	75,334	D.Thomas	2	1	0.5	1	0
Nov 22	L	14-35	at San Diego	68,482	Colquitt	1	0	—	0	0
Nov 28	L	33-36	St. Louis	72,736	Brown	2	-1	-0.5	0	0
Dec 5	L	6-10	at Kansas City	67,267	Lloyd	1	-18	-18.0	-18	0
Dec 12	L	13-43	at Arizona	62,223	BRONCOS	398	1544	3.9	40t	13
Dec 19	L	23-39	at Oakland	44,246	OPPONENTS	531	2473	4.7	71t	26
Dec 26	W	24-23	Houston	73,691	RECEIVING	No.	Yds.	Avg.	Long	TD
Jan 2	L	28-33	San Diego	74,155	Lloyd	77	1448	18.8	71	11

TEAM STATISTICS	Den	Opp
TOTAL FIRST DOWNS	309	334
Rushing	81	126
Passing	204	184
Penalty	24	24
3RD DOWN: MADE/ATT	67/207	80/209
3rd Down Pct.	32.4	38.3
4TH DOWN: MADE/ATT	6/19	10/16
4th Down Pct.	31.6	62.5
POSSESSION AVG.	28:09	31:51
TOTAL NET YARDS	5582	6253
Avg. Per Game	348.9	390.8
Total Plays	1018	1056
Avg. Per Play	5.5	5.9
NET YARDS RUSHING	1544	2473
Avg. Per Game	96.5	154.6
Total Rushes	398	531
NET YARDS PASSING	4038	3780
Avg. Per Game	252.4	236.3
Sacked/Yards Lost	40/269	23/156
Gross Yards	4307	3936
Att./Completions	580/334	502/297
Completion Pct.	57.6	59.2
Had Intercepted	12	10
PUNTS/AVERAGE	86/44.6	73/43.4
NET PUNTING AVG.	36.6	37.1
PENALTIES/YARDS	98/944	98/921
FUMBLES/BALL LOST	29/15	22/8
TOUCHDOWNS	40	55
Rushing	13	26
Passing	25	26
Returns	2	3

BRONCOS	OPPONENTS
334	4307
297	3936
13	73t
25	26

INTERCEPTIONS	No.	Yds.	Avg.	Long	TD
Hill	2	67	33.5	36	0
Thompson	2	20	10.0	18	0
Bailey	2	0	—	0	0
Cox	1	15	15.0	15	0
Hunter	1	14	14.0	14	0
Vickerson	1	4	4.0	4	0
Dawkins	1	-2	-2.0	-2	0
BRONCOS	10	118	11.8	36	0
OPPONENTS	12	255	21.3	44	1

PUNTING	No.	Yds.	Avg.	Net	TB	In20	Long	B
Colquitt	86	3835	44.6	36.6	7	19	63	0
BRONCOS	86	3835	44.6	36.6	7	19	63	0
OPPONENTS	73	3169	43.4	37.1	7	27	61	0

PUNT RETURNS	No.	FC	Yds.	Avg.	Long	TD
Royal	25	12	298	11.9	33	0
Thompson	3	2	18	6.0	10	0
Cox	3	1	7	2.3	4	0
BRONCOS	31	15	323	10.4	33	0
OPPONENTS	50	17	550	11	63	0

SCORE BY PERIODS	1	2	3	4	OT	PTS
BRONCOS	69	77	78	120	0	344
OPPONENTS	85	143	104	139	0	471

SCORING	TD	Ru	Pa	Ret	PAT	FG	\$	PTS
Prater	0	0	0	0	28/29	16/18	0	76
Lloyd	11	0	11	0	0/0	0/0	0	66
Moreno	8	5	3	0	0/0	0/0	0	48
Tebow	6	6	0	0	0/0	0/0	0	36
Hauschka	0	0	0	0	10/10	6/7	0	28
Buckhalter	4	2	2	0	0/0	0/0	0	24
Royal	3	0	3	0	0/0	0/0	0	18
Gaffney	2	0	2	0	0/0	0/0	0	12
Thomas	2	0	2	0	0/0	0/0	0	12
Hunter	1	0	0	1	0/0	0/0	0	6
Larsen	1	0	1	0	0/0	0/0	0	6
Vaughn	1	0	0	1	0/0	0/0	0	6
Decker	1	0	1	0	0/0	0/0	0	6
BRONCOS	40	13	25	2	38/39	22/25	0	344
OPPONENTS	55	26	26	3	52/53	29/36	0	471

2-PT. CONVERSIONS: BRONCOS 0-1, OPPONENTS 0-2

SACKS: D. Williams 5.5, Haggan 5.0, Hunter 3.0, Dawkins 2.0, Vickerson 2.0, Ayers 1.5, Woodyard 1.0, Bailey 1.0, **BRONCOS 23.0, OPPONENTS 40.0**

FUM/Lost: Orton 4/4, Royal 4/2, Moreno 3/2, Thomas 3/2, Buckhalter 1/1, Thompson 3/1, Walton 1/1, Decker 3/1, Cox 1/1

PRATER: (54G)(20G)(25G,34G)(36G,36G,35G,36G)(38G)(59G,49N,48G)(32G)(58N)(49G,40G)(25G,41G) **HAUSCHKA:** (32G,40N,30G)(46G,35G,45G)(27G)(1)

OPPONENTS: (45G)(38G,33G)(35N,55G,46G)(37G)(56G)(31G)(34G,52N)(52N,40G)(52N)(28G,37G,45N,26G)(47G)(36G,48G,55G,49N,49G)(49G,35G,47G)(34G,54G,57G)(42G,45G,47G,37G,53N)

PASSING	Att.	Comp.	Yds.	Comp.%	Yds/Att.	TD	TD%	Int	Int%	Long	Sack/Lost	Rating
Orton	498	293	3653	58.8%	7.3	20	4.0%	9	1.8%	71	34/243	87.5
Tebow	82	41	654	50.0%	8.0	5	6.1%	3	3.7%	50	6/26	82.1
BRONCOS	580	334	4307	57.6%	7.4	25	4.3%	12	2.1%	71	40/269	86.8
OPPONENTS	502	297	3936	59.2%	7.8	26	5.2%	10	2.0%	73t	23/156	93.0

2010 DEFENSIVE STATS

(based on unofficial press box statistics)

	TT	UT	A	S-YDS	I-YDS	PD	FF	FR
1 D Williams	119	94	25	5.5-28.5	0-0	9	1	1
2 Haggan	87	75	12	5-45	0-0	1	2	1
3 Dawkins	66	55	11	2-12	1-2	5	2	0
4 Hill	63	54	9	0-0	2-67	4	1	1
5 Hunter	58	47	11	3-30	1-14	2	1	2
6 Cox	55	54	1	0-0	1-15	14	2	0
7 Jones	51	43	8	0-0	0-0	3	0	0
8 J. Williams	47	31	16	0-0	0-0	1	0	0
9 Bailey	45	41	4	1-9	2-0	13	0	0
10 Vickerson	42	33	9	2-4	1-4	3	1	0
11 Ayers	39	32	7	1.5-6.5	0-0	1	1	0
12 M. Thomas	36	30	6	1-3	0-0	1	0	0
13 Bannan	35	25	10	1-8	0-0	4	1	0
14 Mays	31	26	5	0-0	0-0	1	0	0
15 Woodyard	23	20	3	1-10	0-0	0	0	0
16 Fields	22	14	8	0-0	0-0	0	0	0
17 McBean	18	12	6	0-0	0-0	0	0	1
18 Goodman	17	17	0	0-0	0-0	8	0	0
19 McBath	15	15	0	0-0	0-0	1	0	0
20 Bruton	14	12	2	0-0	0-0	1	0	0
21 Thompson	10	7	3	0-0	2-20	4	0	0
22 Moss	3	2	1	0-0	0-0	0	0	0
TE Vaughn	3	3	0	0-0	0-0	0	0	0
TE McCarthy	2	1	0	0-0	0-0	0	0	0
TE Alexander	1	1	0	0-0	0-0	1	0	0
Royal	1	1	0	0-0	0-0	0	0	0
TOTALS	904	746	158	23-156	10-118	77	12	6

2010 GAMES STARTED

OFFENSE		DEFENSE	
QB Orton, Kyle	13	DL Bannan, Justin	16
QB Tebow, Tim	3	DE McBean, Ryan	4
RB Maroney, Laurence	3	DE Vickerson, Kevin	12
RB Moreno, Knowshon	13	DL Thomas, Marcus	2
FB Larsen, Spencer	5	NT Williams, Jamal	16
WR Gaffney, Jabar	11	ILB Mays, Joe	4
WR Lloyd, Brandon	10	ILB Williams, D.J.	15
WR Royal, Eddie	11	ILB Woodyard, Wesley	3
WR Thomas, Demaryius	2	LB Haggan, Mario	16
TE Graham, Daniel	16	OLB Ayers, Robert	10
TE/FB Gronkowski, Dan	4	OLB Hunter, Jason	12
TE Quinn, Richard	4	CB Bailey, Champ	15
C Walton, J.D.	16	CB Cox, Perrish	9
T Clady, Ryan	16	CB Goodman, André	8
T Harris, Ryan	10	DB Jones, Nate	3
G/T Beadles, Zane	14	S Bruton, David	2
G Daniels, Stanley	4	S Dawkins, Brian	11
G/TE Hochstein, Russ	6	S Hill, Renaldo	16
G Kuper, Chris	15	S McBath, Darcel	1

2010 COACHES

Josh McDaniels (Head Coach - First 12 Gms.), **Don Martindale** (Defensive Coordinator), **Mike McCoy** (Offensive Coordinator), **Mike Priefer** (Special Teams Coordinator), **Craig Aulkenman** (Defensive Assistant), **Clancy Barone** (Offensive Line), **Keith Burns** (Assistant Special Teams), **Brian Callahan** (Coaching Assistant), **Ed Donaleil** (Secondary), **Adam Gase** (Wide Receivers), **Bob Ligascheski** (Tight Ends), **Justin Lovett** (Strength & Conditioning Assistant), **Ben McDaniels** (Quarterbacks), **Wayne Nunneley** (Defensive Line), **Roman Phifer** (Assistant Linebackers), **Jay Rodgers** (Coaching Assistant), **Greg Sporta** (Strength & Conditioning Assistant), **Eric Studesville** (Running Backs / Head Coach - Final 4 Gms.), **Mark Thewes** (V.P. of Team Admin./Asst. to Head Coach), **Rich Tuten** (Strength & Conditioning), **Bob Wylie** (Assistant Offensive Line).

2010 LEADERS / RANKINGS

INDIVIDUAL	PLAYER	NO.	AFC RANK	NFL RANK	NFL LEADER	NO.
Points	Prater	76	13	28	Akers (PHI)	143
Rushing Yards	Moreno	779	14	24	Foster (HOU)	1,616
Passing Yards	Orton	3,653	6	10	Rivers (SD)	4,710
Passer Rating	Orton	87.5	9	15	Brady (NE)	111.0
Receiving Yards	Lloyd	1,448	1	1	Lloyd (DEN)	1,448
Receptions	Lloyd	77	7	15†	White (ATL)	115
Interceptions	Bailey/Hill/Thompson	2	24†	58†	Reed (BAL)	8
Sacks	D. Williams	5.5	22†	49†	Ware (DAL)	15.5
OFFENSE		NO.	AFC RANK	NFL RANK	NFL LEADER	NO.
Points Per Game		21.5	12	19	New England	32.4
Total Yards Per Game		348.9	8	13	San Diego	395.6
Yards Per Play		5.5	6	12	San Diego	6.1
Rushing Yards Per Game		96.5	14	26	Kansas City	164.2
Net Passing Yards Per Game		252.4	4	7	Indianapolis	288.1
DEFENSE		NO.	AFC RANK	NFL RANK	NFL LEADER	NO.
Points Per Game		29.4	16	32	Pittsburgh	14.5
Total Yards Per Game		390.8	16	32	San Diego	271.6
Yards Per Play		5.9	14	29	Pittsburgh	4.6
Rushing Yards Per Game		154.6	15	31	Pittsburgh	62.8
Net Passing Yards Per Game		236.3	12	25	San Diego	177.8

2010 KEY AWARDS

Pro Bowl (2): CB Champ Bailey, WR Brandon Lloyd. **AP All-Pro (1):** WR Brandon Lloyd (second team).

2010 NFL STANDINGS

AFC EAST

Team	W	L	T	Pct	PF	PA
*yz-New England	14	2	0	.875	518	313
x-New York Jets	11	5	0	.688	367	304
Miami	7	9	0	.438	273	333
Buffalo	4	12	0	.250	283	425

AFC NORTH

Team	W	L	T	Pct	PF	PA
yz-Pittsburgh	12	4	0	.750	375	232
x-Baltimore	12	4	0	.750	357	270
Cleveland	5	11	0	.313	271	332
Cincinnati	4	12	0	.250	322	395

AFC SOUTH

Team	W	L	T	Pct	PF	PA
y-Indianapolis	10	6	0	.625	435	388
Jacksonville	8	8	0	.500	353	419
Houston	6	10	0	.375	390	427
Tennessee	6	10	0	.375	356	339

AFC WEST

Team	W	L	T	Pct	PF	PA
y-Kansas City	10	6	0	.625	366	326
San Diego	9	7	0	.563	441	322
Oakland	8	8	0	.500	410	371
Denver	4	12	0	.250	344	471

NFC EAST

Team	W	L	T	Pct	PF	PA
y-Philadelphia	10	6	0	.625	439	377
New York Giants	10	6	0	.625	394	347
Dallas	6	10	0	.375	394	436
Washington	6	10	0	.375	302	377

NFC NORTH

Team	W	L	T	Pct	PF	PA
yz-Chicago	11	5	0	.688	334	286
x-Green Bay	10	6	0	.625	388	240
Detroit	6	10	0	.375	362	369
Minnesota	6	10	0	.375	281	348

NFC SOUTH

Team	W	L	T	Pct	PF	PA
*yz-Atlanta	13	3	0	.813	414	288
x-New Orleans	11	5	0	.688	384	307
Tampa Bay	10	6	0	.625	341	317
Carolina	2	14	0	.125	196	408

NFC WEST

Team	W	L	T	Pct	PF	PA
y-Seattle	7	9	0	.438	310	407
St. Louis	7	9	0	.438	289	328
San Francisco	6	10	0	.375	305	346
Arizona	5	11	0	.313	289	434

x - Playoffs; y - Division Title; z - First-round Bye; * - Home-field Advantage

WILD CARD PLAYOFF GAMES

- 1/8 - Seattle 41, at New Orleans 36
- 1/8 - New York Jets 17, at Indianapolis 16
- 1/9 - at Baltimore 30, Kansas City 7
- 1/9 - Green Bay 21, at Philadelphia 16

DIVISIONAL PLAYOFF GAMES

- 1/15 - at Pittsburgh 31, Baltimore 24
- 1/15 - Green Bay 48, at Atlanta 21
- 1/16 - at Chicago 35, Seattle 24
- 1/16 - New York Jets 28, at New England 21

CONFERENCE CHAMPIONSHIPS

- 1/23 - Green Bay 21, at Chicago 14
- 1/23 - at Pittsburgh 24, New York Jets 19

SUPER BOWL XLV (North Texas)

- 2/6 - Green Bay 31, Pittsburgh 25

2009 FINAL STATISTICS (8-8)

Head Coach: Josh McDaniels AFC West: 2nd Home Stadium: INVESCO Field at Mile High

Date	W-L	Score	Opponent	Attendance	RUSHING	No.	Yds.	Avg.	Long	TD
Sept 13	W	12-7	at Cincinnati	62,831	Moreno	247	947	3.8	36	7
Sept 20	W	27-6	Cleveland	73,931	Buckhalter	120	642	5.4	45t	1
Sept 27	W	23-3	at Oakland	45,602	Jordan	25	86	3.4	13	0
Oct 4	W	17-10	Dallas	76,440	Orton	24	71	3.0	13	0
Oct 11	W	20-17	New England (OT)	76,011	Hillis	13	54	4.2	13	1
Oct 19	W	34-23	at San Diego	68,615	Marshall	7	39	5.6	14	0
Nov 1	L	7-30	at Baltimore	71,132	Royal	3	-4	-1.3	-1	0
Nov 9	L	10-28	Pittsburgh	76,716	Simms	3	1	0.3	1	0
Nov 15	L	17-27	at Washington	85,247	BRONCOS	440	1836	4.2	45t	9
Nov 22	L	3-32	San Diego	74,707	OPPONENTS	458	2059	4.5	56t	11
Nov 26	W	26-6	New York Giants	74,896	RECEIVING	No.	Yds.	Avg.	Long	TD
Dec 6	W	44-13	at Kansas City	68,912	Marshall	101	1120	11.1	75t	10
Dec 13	L	16-28	at Indianapolis	67,248	Gaffney	54	732	13.6	49	2
Dec 20	L	19-20	Oakland	74,502	Royal	37	345	9.3	20	0
Dec 27	L	27-30	at Philadelphia	69,144	Scheffler	31	416	13.4	52	2
Jan 3	L	24-44	Kansas City	73,725	Buckhalter	31	240	7.7	30	0
					Graham	28	289	10.3	24	1
					Moreno	28	213	7.6	27	2
					Stokley	19	327	17.2	87t	4
					Lloyd	8	117	14.6	44	0
					Hillis	4	19	4.8	6	0
					Kuper	0	*7	—	7	0
					BRONCOS	341	3825	11.2	87t	21
					OPPONENTS	298	3222	10.8	53	18

TEAM STATISTICS		Den	Opp	*receiving yardage gained by lateral	
TOTAL FIRST DOWNS		306	290		
Rushing		95	99		
Passing		186	167		
Penalty		25	24		
3RD DOWN: MADE/ATT		78/215	81/218		
3rd Down Pct.		36.3	37.2		
4TH DOWN: MADE/ATT		7/18	8/16		
4th Down Pct.		38.9	50.0		
POSSESSION AVG.		30:03	29:57		
TOTAL NET YARDS		5463	5040		
Avg. Per Game		341.4	315.0		
Total Plays		1032	1007		
Avg. Per Play		5.3	5.0		
NET YARDS RUSHING		1836	2059		
Avg. Per Game		114.8	128.7		
Total Rushes		440	458		
NET YARDS PASSING		3627	2981		
Avg. Per Game		226.7	186.3		
Sacked/Yards Lost		34/198	39/241		
Gross Yards		3825	3222		
Att./Completions		558/341	510/298		
Completion Pct.		61.1	58.4		
Had Intercepted		13	17		
PUNTS/AVERAGE		78/43.4	76/46.3		
NET PUNTING AVG.		78/36.7	76/40.0		
PENALTIES/YARDS		93/800	78/726		
FUMBLES/BALL LOST		15/10	30/13		
TOUCHDOWNS		34	34		
Rushing		9	11		
Passing		21	18		
Returns		4	5		

INTERCEPTIONS		No.	Yds.	Avg.	Long	TD
Goodman		5	65	13.0	30	0
Bailey		3	18	6.0	11	0
McBath		2	28	14.0	25	0
Hill		2	18	9.0	18	0
Dawkins		2	0	0.0	0	0
Law		1	37	37.0	37	0
Scheffler		1	5	5.0	5	0
Woodyard		1	0	0.0	0	0
BRONCOS		17	171	10.1	37	0
OPPONENTS		13	237	18.2	60t	3

PUNTING		No.	Yds.	Avg.	Net	TB	In20	Long	B
Berger		51	2142	42.0	37.9	2	13	65	0
Kern TM		27	1245	46.1	34.5	6	9	64	0
BRONCOS		78	3387	43.4	36.7	8	22	65	0
OPPONENTS		76	3520	46.3	40.0	3	27	65	0

PUNT RETURNS		No.	FC	Yds.	Avg.	Long	TD
Royal		30	13	335	11.2	71t	1
A. Smith		10	3	47	4.7	21	0
McKinley		3	0	32	10.7	14	0
Hill		1	0	0	0.0	0	0
Barrett		0	0	5	—	5	0
BRONCOS		44	16	419	9.5	71t	1
OPPONENTS		36	16	363	10.1	77t	1

KICKOFF RETURNS		No.	Yds.	Avg.	Long	TD
Royal		26	621	23.9	93t	1
Buckhalter		8	184	23.0	41	0
McKinley		7	158	22.6	30	0
Hillis		6	134	22.3	24	0
A. Smith		4	75	18.8	23	0
Hochstein		1	6	6.0	6	0
Jordan		1	6	6.0	6	0
Larsen		1	13	13.0	13	0
Polumbus		1	0	0.0	0	0
Quinn		1	19	19.0	19	0
Thomas		1	1	1.0	1	0
BRONCOS		57	1217	21.4	93t	1
OPPONENTS		49	1115	22.8	95t	1

FIELD GOALS		1-19	20-29	30-39	40-49	50+
Prater		0/0	14/14	6/8	8/10	2/3
BRONCOS		0/0	14/14	6/8	8/10	2/3
OPPONENTS		1/1	8/8	7/7	9/10	4/5

2-PT. CONVERSIONS: BRONCOS 0-2, OPPONENTS 0-0

SACKS: Dumervil 17, Holliday 5, Reid 4, Davis 3.5, D. Williams 3.5, Hill 2, Goodman 1, Haggan 1, Peterson 1, L. Smith 1, **BRONCOS 39.0, OPPONENTS 34.0**

FUM/Lost: Moreno 4/4, Orton 4/2, Buckhalter 3/2, Hillis 1/1, Polumbus 1/0, Royal 1/0, Simms 1/1

PRATER: (48G,50G)(23G,39N,38G,37N)(48G,21G,24G) (28G) (48N,24G,41G)(34G,54N,29G)(140G)(24G)(23G) (26G,32G,47G,24G) (44G,38G,37G)(42N,28G)(23G,43G, 51G,21G)(33G,46G)(25G)

OPPONENTS:		(1)(22G,47G)(48G)(49G)(53G,40N)(20G,44G,50G, 55N) (43G,35G,31G)(1)(30G,35G)(28G,47G,28G,19G) (39G,52G) (22G,47G) (1) (54G,28G)(39G,45G,28G)(20G, 36G,47G)										
PASSING	Att.	Comp.	Yds.	Comp.%	Yds/Att.	TD	TD%	Int	Int%	Long	Sack/Lost	Rating
Orton	541	336	3802	62.1	7.03	21	3.9	12	2.2	87t	29/159	86.8
Simms	17	5	23	29.4	1.35	0	0.0	1	5.9	7	5/39	15.1
BRONCOS	558	341	3825	61.1	6.85	21	3.8	13	2.3	87t	34/198	84.4
OPPONENTS	510	298	3222	58.4	6.32	18	3.5	17	3.3	53	39/241	75.0

2009 DEFENSIVE STATS

(based on unofficial press box statistics)

	TT	UT	A	S-YDS	I-YDS	PD	FF	FR
1 D. Williams	122	100	22	3.5-25	0-0	7	3	2
2 Dawkins	116	95	21	0-0	2-0	10	1	3
3 Davis	90	67	23	3.5-27	0-0	3	0	0
4 Bailey	72	62	10	0-0	3-18	15	1	0
5 Hill	59	44	15	2-8	2-18	6	1	0
6 Haggan	55	45	10	1-10	0-0	1	3	0
7 Dumervil	49	42	7	17-88.5	0-0	4	3	1
8 Goodman	43	39	4	1-7	5-65	17	0	1
9 Peterson	40	26	14	1-13	0-0	0	1	0
10 Fields	37	22	15	0-0	0-0	0	0	0
11 Woodyard	35	25	10	0-0	1-0	2	1	0
12 Holliday	33	24	9	5-32	0-0	0	2	1
13 McBean	25	18	7	0-0	0-0	0	0	0
14 Ayers	18	13	5	0-0	0-0	2	0	1
15 McBath	15	13	2	0-0	2-28	3	0	0
Thomas	15	9	6	0-0	0-0	0	0	0
17 Reid	14	9	5	4-28.5	0-0	2	1	2
18 J. Williams	12	12	0	0-0	0-0	3	0	0
19 A. Smith	11	7	4	0-0	0-0	3	0	0
20 Law	10	9	1	0-0	1-37	1	0	0
L. Smith	10	9	1	1-2	0-0	1	0	0
22 Bruton	5	4	1	0-0	0-0	1	0	0
23 Team	3	3	0	0-0	0-0	0	0	0
24 Barrett	2	2	0	0-0	0-0	0	0	0
25 Carter	1	1	0	0-0	0-0	1	0	1
Jordan	1	1	0	0-0	0-0	0	0	0
27 Moss	0	0	0	0-0	0-0	1	0	0
Scheffler	0	0	0	0-0	1-5	1	0	0
TOTALS	893	701	192	39-241	17-171	84	17	12

2009 GAMES STARTED

OFFENSE		DEFENSE	
QB Orton, Kyle	15	DE Ayers, Robert	1
QB Simms, Chris	1	DE Holliday, Vonnie	3
RB Buckhalter, Correll	7	DE Peterson, Kenny	14
RB Moreno, Knowshon	9	DE Smith, Le Kevin	2
FB Hillis, Peyton	2	DL McBean, Ryan	14
WR Larsen, Spencer	7	NT Fields, Ronald	16
WR Gaffney, Jabar	1	LB Davis, Andrea	13
WR Lloyd, Brandon	1	LB/DG Dumervil, Elvis	14
WR Marshall, Brandon	13	LB Haggan, Mario	2
WR Royal, Eddie	12	LB Williams, D.J.	16
WR Stokley, Brandon	1	CB Bailey, Champ	1
WR Willis, Matthew	1	CB Carter, Tony	16
TE Gorin, Brandon	1	CB Goodman, André	16
TE Graham, Daniel	14	CB Law, Ty	2
TE Scheffler, Tony	9	S Bruton, David	1
C Wiegmann, Casey	16	S Dawkins, Brian	16
T Clady, Ryan	16	S Hill, Renaldo	15
T Harris, Ryan	8		
T Polumbus, Tyler	8		
G Hamilton, Ben	8		
G/TE Hochstein, Russ	10		
G Kuper, Chris	15		

2009 COACHES

Josh McDaniels (Head Coach), **Mark Thues** (Assistant to Head Coach), **Mike McCoy** (Offensive Coordinator/Quarterbacks), **Mike Nolan** (Defensive Coordinator), **Mike Priefer** (Special Teams Coordinator), **Clancy Barone** (Tight Ends), **Rick Dennison** (Offensive Line), **Ed Donatell** (Secondary), **Adam Gase** (Wide Receivers), **Don Martindale** (Linebackers), **Wayne Nunnely** (Defensive Line), **Greg Saporita** (Assistant Strength & Conditioning), **Bobby Turner** (Running Backs), **Rich Tuten** (Strength & Conditioning), **Roman Phifer** (Assistant Linebackers), **Keith Burns** (Coaching Assistant), **Ben McDaniels** (Coaching Assistant), **Jay Rodgers** (Coaching Assistant), **Kristi Nichols** (Assistant Coaches Secretary).

2009 LEADERS / RANKINGS

INDIVIDUAL	PLAYER	NO.	AFC RANK	NFL RANK	NFL LEADER	NO.
Points	Prater	122	31	71	Kaeding (SD)	146
Rushing Yards	Moreno	997	10	16	Johnson (TEN)	2,006
Passing Yards	Orton	3,802	6	11	Schaub (HOU)	4,770
Passer Rating	Orton	86.9	7	14	Brees (NO)	109.6
Receiving Yards	Marshall	1,120	9	14	Johnson (HOU)	1,569
Receptions	Marshall	101	21	31	Weiker (NE)	123
Interceptions	Goodman	5	51	121	Four Players	9
Sacks	Dumervil	17	1	1	Dumervil (DEN)	17

OFFENSE	NO.	AFC RANK	NFL RANK	NFL LEADER	NO.
Points Per Game	20.4	10	20	New Orleans	31.9
Total Yards Per Game	341.4	8	15	New Orleans	403.8
Yards Per Play	5.3	9	16	Dallas	6.3
Rushing Yards Per Game	114.8	11	18	New York Jets	172.3
Net Passing Yards Per Game	226.7	6	13	Houston	290.9

DEFENSE	NO.	AFC RANK	NFL RANK	NFL LEADER	NO.
Points Per Game	20.3	71	121	New York Jets	14.8
Total Yards Per Game	315.0	5	7	New York Jets	252.3
Yards Per Play	5.0	4	7	New York Jets	4.2
Rushing Yards Per Game	128.7	12	26	Green Bay	83.3
Net Passing Yards Per Game	186.3	3	3	New York Jets	153.7

2009 KEY AWARDS

Pro Bowl (5): CB Champ Bailey, T Ryan Clady, S Brian Dawkins, LB Elvis Dumervil, WR Brandon Marshall. **AP All-Pro (3):** T Ryan Clady (first team), S Brian Dawkins (second team), LB Elvis Dumervil (first team). **NFL Alumni Pass Rusher of the Year:** LB Elvis Dumervil.

2009 NFL STANDINGS

AFC EAST

Team	W	L	T	Pct	PF	PA
y-New England	10	6	0	.625	427	295
x-New York Jets	9	7	0	.563	348	236
Miami	7	9	0	.438	360	390
Buffalo	6	10	0	.375	258	326

AFC NORTH

Team	W	L	T	Pct	PF	PA
y-Cincinnati	10	6	0	.625	305	291
x-Baltimore	9	7	0	.563	391	261
Pittsburgh	7	9	0	.563	368	324
Cleveland	5	11	0	.313	245	375

AFC SOUTH

Team	W	L	T	Pct	PF	PA
*yz-Indianapolis	14	2	0	.875	416	307
Houston	9	7	0	.563	388	333
Tennessee	8	8	0	.500	354	402
Jacksonville	7	9	0	.438	290	380

AFC WEST

Team	W	L	T	Pct	PF	PA
yz-San Diego	13	3	0	.813	454	320
Denver	8	8	0	.500	326	324
Oakland	5	11	0	.313	197	379
Kansas City	4	12	0	.250	294	424

NFC EAST

Team	W	L	T	Pct	PF	PA
y-Dallas	11	5	0	.688	361	250
x-Philadelphia	11	5	0	.688	429	337
New York Giants	8	8	0	.500	402	427
Washington	4	12	0	.250	266	336

NFC NORTH

Team	W	L	T	Pct	PF	PA
yz-Minnesota	12	4	0	.750	470	312
x-Green Bay	11	5	0	.688	461	297
Chicago	7	9	0	.438	327	375
Detroit	2	14	0	.125	262	494

NFC SOUTH

Team	W	L	T	Pct	PF	PA
*yz-New Orleans	13	3	0	.813	510	341
Atlanta	9	7	0	.563	363	325
Carolina	8	8	0	.500	315	308
Tampa Bay	3	13	0	.188	244	400

NFC WEST

Team	W	L	T	Pct	PF	PA
y-Arizona	10	6	0	.625	375	325
San Francisco	8	8	0	.500	330	291
Seattle	5	11	0	.313	280	390
St. Louis	1	15	0	.063	175	436

x - Playoffs; y - Division Title; z - First-round Bye; * - Home-field Advantage

WILD CARD PLAYOFF GAMES

1/9 - New York Jets 24, at Cincinnati 14
 1/9 - at Dallas 34, Philadelphia 14
 1/10 - Baltimore 33, at New England 14
 1/10 - at Arizona 51, Green Bay 45 (OT)

DIVISIONAL PLAYOFF GAMES

1/16 - at New Orleans 45, Arizona 14
 1/16 - at Indianapolis 20, Baltimore 3
 1/17 - at Minnesota 34, Dallas 3
 1/17 - New York Jets 17, at San Diego 14

CONFERENCE CHAMPIONSHIPS

1/24 - at Indianapolis 30, New York Jets 17
 1/24 - at New Orleans 31, Minnesota 28 (OT)

SUPER BOWL XLIV (South Florida)

2/7 - New Orleans 31, Indianapolis 17

2008 FINAL STATISTICS (8-8)

Head Coach: Mike Shanahan **AFC West:** 2nd **Home Stadium:** INVESCO Field at Mile High

Date	W-L	Score	Opponent	Attendance
Sept 8	W	41-14	at Oakland	62,762
Sept 14	W	39-38	San Diego	75,915
Sept 21	W	34-32	New Orleans	75,713
Sept 28	L	19-33	at Kansas City	74,623
Oct 5	W	16-13	Tampa Bay	75,480
Oct 12	L	17-24	Jacksonville	75,674
Oct 20	L	7-41	at New England	68,756
Nov 2	L	17-26	Miami	75,499
Nov 6	W	34-30	at Cleveland	73,141
Nov 16	W	24-20	at Atlanta	64,358
Nov 23	L	10-31	Oakland	76,067
Nov 30	W	34-17	at New York Jets	78,809
Dec 7	W	24-17	Kansas City	75,187
Dec 14	L	10-30	at Carolina	73,690
Dec 21	L	23-30	Buffalo	74,539
Dec 28	L	21-52	at San Diego	69,131

TEAM STATISTICS				
TOTAL FIRST DOWNS	Rushing	Passing	Penalty	Den
354	103	223	28	19
327	132	186	9	19
103	186	19	28	19
44.1	44.1	44.1	44.1	44.1
47.5	47.5	47.5	47.5	47.5
4.1/10	4.1/10	4.1/10	4.1/10	4.1/10
4.0/5	4.0/5	4.0/5	4.0/5	4.0/5
28:44	28:44	28:44	28:44	28:44
6333	6333	6333	6333	6333
395.8	395.8	395.8	395.8	395.8
1019	1019	1019	1019	1019
6.2	6.2	6.2	6.2	6.2
1862	1862	1862	1862	1862
116.4	116.4	116.4	116.4	116.4
387	387	387	387	387
4471	4471	4471	4471	4471
279.4	279.4	279.4	279.4	279.4
12/74	12/74	12/74	12/74	12/74
4545	4545	4545	4545	4545
620/386	620/386	620/386	620/386	620/386
67.3	67.3	67.3	67.3	67.3
18	18	18	18	18
46/46.7	46/46.7	46/46.7	46/46.7	46/46.7
46/37.8	46/37.8	46/37.8	46/37.8	46/37.8
77/739	77/739	77/739	77/739	77/739
18/12	18/12	18/12	18/12	18/12
42	42	42	42	42
15	15	15	15	15
20	20	20	20	20
4	4	4	4	4

SCORE BY PERIODS	1	2	3	4	OT	PTS
BRONCOS	106	86	70	108	0	370
OPPONENTS	84	145	88	131	0	448

SCORING	TD	Ru	Pa	Ret	PAT	FG	S	PTS
Prater	0	0	0	0	39/40	25/34	0	114
Hillis	6	5	1	0	0	0	0	36
Marshall	6	0	6	0	0	0	0	36
Royal	5	0	5	0	0	0	0	32
Graham	4	0	4	0	0	0	0	24
Pittman	4	4	0	0	0	0	0	24
Scheffler	3	0	3	0	0	0	0	18
Stokley	3	0	3	0	0	0	0	18
Cutler	2	2	0	0	0	0	0	14
T. Bell	2	0	0	0	0	0	0	12
Fox	1	0	0	0	0	0	0	6
D. Jackson	1	0	0	0	0	0	0	6
N. Jackson	1	0	1	0	0	0	0	6
Pope	1	0	1	0	0	0	0	6
Torain	1	1	0	0	0	0	0	6
Webster	1	0	0	1	0	0	0	6
Young	1	1	0	0	0	0	0	6
BRONCOS	42	15	25	2	39/40	25/34	0	370
OPPONENTS	50	26	20	4	48/48	32/35	1	448

2-PT. CONVERSIONS: Cutler, Royal, **BRONCOS 2-2, OPPONENTS 1-2**

SACKS: Dumervil 5, Ekuban 5, Peterson 3, Moss 2.5, D. Williams 2.5, Webster 2, Robertson 1.5, C. Bailey 1, Engelberger 1, Haggan 1, (group) 1, Winborn 0.5, **BRONCOS 26.0, OPPONENTS 12.0**

FUM/Lost: Cutler 5/2, Marshall 4/3, Hall 2/2, Royal 2/1, C. Jackson 1/0, Ramsey 1/1, Scheffler 1/1, Thomas 1/1, Young 1/1

PASSING	Att.	Comp.	Yds.	Comp.%	Yds./Att.	TD	TD%	Int	Int%	Long	Sack/Lost	Rating
Cutler	616	384	4526	62.3	7.35	25	4.1	18	2.9	93t	11/69	86.0
Ramsey	3	2	19	66.7	6.33	0	0.0	0	0.0	10	1/5	84.0
Royal	1	0	0	0.0	0.00	0	0.0	0	0.0	—	0/0	39.6
BRONCOS	620	386	4545	62.3	7.33	25	4.0	18	2.9	93t	12/74	85.9
OPPONENTS	495	333	3797	67.3	7.67	20	4.0	6	1.2	74	26/141	98.5

RUSHING	No.	Yds.	Avg.	Long	TD
Hillis	68	343	5.0	19	5
Pittman	76	320	4.2	20	4
Young	61	303	5.0	49	1
T. Bell	44	249	5.7	37t	2
Cutler	57	200	3.5	18	2
Hall	35	144	4.1	16	0
Pope	17	130	7.6	24	0
Royal	11	109	9.9	71	0
Torain	15	69	4.6	19	1
Scheffler	1	-1	-1.0	-1	0
Marshall	2	-4	-2.0	7	0
BRONCOS	387	1862	4.8	71	15
OPPONENTS	469	2337	5.0	65	26

RECEIVING	No.	Yds.	Avg.	Long	TD
Marshall	104	1265	12.2	47	6
Royal	91	980	10.8	93t	5
Stokley	49	528	10.8	36t	3
Scheffler	40	645	16.1	72	3
Graham	32	389	12.2	28t	4
Hillis	14	179	12.8	47	1
D. Jackson	12	190	15.8	48t	1
N. Jackson	11	84	7.6	19	1
Pittman	10	112	11.2	40	0
T. Bell	10	57	5.7	12	0
Martinez	3	32	10.7	12	0
Hall	3	25	8.3	11	0
Pope	3	24	8.0	16	1
Young	3	16	5.3	8	0
C. Jackson	1	19	19.0	19	0
BRONCOS	386	4545	11.8	93t	25
OPPONENTS	333	3797	11.4	74	20

INTERCEPTIONS	No.	Yds.	Avg.	Long	TD
Bly	2	5	2.5	5	0
Barrett	1	34	34.0	34	0
Paymah	1	13	13.0	13	0
Thomas	1	11	11.0	11	0
C. Bailey	1	0	0.0	0	0
BRONCOS	6	63	10.5	34	0
OPPONENTS	18	153	8.5	32t	2

PUNTING	No.	Yds.	Avg.	Net	TB	In20	Long	B
Kern	46	2150	46.7	37.8	4	13	64	0
BRONCOS	46	2150	46.7	37.8	4	13	64	0
OPPONENTS	52	2413	46.4	39.6	8	22	71	0

PUNT RETURNS	No.	FC	Yds.	Avg.	Long	TD
Royal	14	10	140	10.0	36	0
Martinez	5	0	56	11.2	27	0
Haggan	1	0	0	0.0	0	0
BRONCOS	20	10	196	9.8	36	0
OPPONENTS	28	6	330	11.8	89t	1

KICKOFF RETURNS	No.	Yds.	Avg.	Long	TD
Royal	23	600	26.1	95	0
Hall	21	469	22.3	28	0
C. Jackson	8	162	20.3	24	0
Young	8	176	22.0	31	0
Hillis	4	65	16.3	25	0
Russell	2	44	22.0	25	0
T. Bell	1	8	8.0	8	0
Engelberger	1	9	9.0	9	0
Martinez	1	0	0.0	0	0
Mustard	1	17	17.0	17	0
Putzier LG	1	0	0.0	0	0
Putzier TM	1	0	0.0	0	0
BRONCOS	71	1550	21.8	95	0
OPPONENTS	63	1554	24.7	103t	1

FIELD GOALS	1-19	20-29	30-39	40-49	50+
Prater	0/0	7/8	8/9	5/11	5/6
BRONCOS	0/0	7/8	8/9	5/11	5/6
OPPONENTS	0/0	10/10	10/10	11/13	1/2

PRATER: (26G, 43G)(52G)(27G, 34G)(28N, 56G, 51G, 22G, 33G) (55G, 40G, 27G) (39G)(1)(50G, 49N)(38N, 35G, 30G)(49N, 20G) (47N, 44G, 43N)(25G, 35G)(33G, 48N)(43G, 47N)(23G, 30G, 54N, 43G)(1)

OPPONENTS: (1)(34G, 21G, 28G)(43G, 51N, 43N)(23G, 21G, 48N, 43G, 33G) (33G, 31G)(48G)(31G, 40G)(45G, 47G, 23G, 41G)(24G, 52G, 33G) (46G, 36G)(26G)(30G)(26G)(39G, 44G, 42G)(37G, 49G, 28G)(28G)

2008 DEFENSIVE STATS

(based on coaches' film review)

	TT	UT	A	S-YDS	I-YDS	PD	FF	FR
1 Winborn	117	84	33	0.5-2.5	0-0	10	0	0
2 D. Williams	83	83	3	2.5-1.3	0-0	0	1	0
3 Webster	90	71	19	2-9	0-0	5	1	1
4 Manuel	87	68	19	0-0	0-0	7	0	0
5 Bly	77	63	14	0-0	2-5	8	1	0
6 Thomas	57	35	22	0-0	1-11	1	1	0
8 Bailey	56	45	11	1-5	1-0	4	3	0
8 Woodyard	54	47	7	0-0	0-0	4	1	0
9 Engelberger	51	34	17	1-1	0-0	0	1	0
10 Ekuban	49	39	10	5-34	0-0	1	0	1
11 Robertson	45	24	21	1.5-3.5	0-0	0	1	0
12 B. Bailey	44	33	11	0-0	0-0	0	1	1
13 Dumervil	44	30	14	5-35	0-0	0	1	1
14 J. Bell	43	36	7	0-0	0-0	4	0	0
15 Peterson	39	23	16	3-14	0-0	1	1	0
16 McCree	36	28	8	0-0	0-0	2	0	0
17 Paymah	29	26	3	0-0	1-13	4	0	1
18 Moss	29	19	10	2.5-1.5	0-0	1	0	0
19 Clemons	24	10	14	0-0	0-0	0	1	0
20 Barrett	23	15	8	0-0	1-34	4	0	0
21 Lowry	21	14	7	0-0	0-0	3	0	0
22 Fox	20	13	7	0-0	0-0	0	0	1
23 Haggan	20	16	4	1-1	0-0	0	0	0
24 Larsen	19	13	6	0-0	0-0	1	0	0
25 J. Williams	19	9	10	0-0	0-0	0	0	0
26 Green	6	4	2	0-0	0-0	0	0	0
Rogers	6	4	2	0-0	0-0	0	0	0
28 Shaw	5	3	2	0-0	0-0	0	0	0
29 Crowder	4	2	2	0-0	0-0	0	0	0
30 Koutouvides	2	1	1	0-0	0-0	0	0	0
31 Abdullah	1	1	0	0-0	0-0	0	0	0
Team	1	1	0	1-10	0-0	0	0	0
TOTALS	1203	891	312	26-141	6-63	58	10	7

2008 GAMES STARTED

OFFENSE

QB Cutler, Jay	16
RB Bell, Tatum	3
RB Pittman, Michael	3
RB Pope, P.J.	1
RB Torain, Ryan	1
RB Young, Selvin	5
FB/RB Hillis, Peyton	6
FB Larsen, Spencer	1
WR Jackson, Darrell	2
WR Marshall, Brandon	15
WR Royal, Eddie	15
WR Stokley, Brandon	2
TE Graham, Daniel	16
TE Jackson, Nate	3
TE Scheffler, Tony	7
C Wiegmann, Casey	16
T Clady, Ryan	16
T Harris, Ryan	16
G Hamilton, Ben	16
G Kuper, Chris	16

DEFENSE

DE Dumervil, Elvis	15
DE Ekuban, Ebenezer	10
DE Engelberger, John	6
DT Peterson, Kenny	1
DT Robertson, Dewayne	15
DT Thomas, Marcus	15
LB Bailey, Boss	6
LB Larsen, Spencer	3
LB Webster, Nate	13
LB Williams, D.J.	11
LB Winborn, Jamie	11
LB Woodyard, Wesley	6
CB Bailey, Othump	9
CB Bell, Joshua	9
CB Bly, Dre	6
CB Paymah, Karl	12
S Barrett, Josh	3
S Fox, Vernon	3
S Lowry, Calvin	3
S Manuel, Marquand	14
S McCree, Marlon	7
S Rogers, Roderick	1

2008 COACHES

Mike Shanahan (Head Coach), **Rick Dennison** (Offensive Coordinator/Offensive Line), **Bob Stowik** (Defensive Coordinator/Defensive Backs), **Scott O'Brien** (Special Teams Coordinator), **Steve Wallace** (Associate Head Coach), **Joe Baker** (Offensive Assistant), **Jeremy Bates** (Quarterbacks), **Ronnie Bradford** (Defensive Backs), **Jacob Burney** (Defensive Line), **Keith Burns** (Special Teams Assistant), **Dwayne Chandler** (Assistant Strength & Conditioning), **Jed Fisch** (Wide Receivers), **Charlie Jackson** (Defensive Assistant), **Bill Johnson** (Defensive Line), **Pat McPherson** (Tight Ends), **Jim Ryan** (Linebackers), **Greg Saporta** (Assistant Strength & Conditioning), **Ryan Stowik** (Assistant Defensive Backs), **Bobby Turner** (Running Backs), **Rich Tuten** (Strength & Conditioning).

2008 LEADERS / RANKINGS

INDIVIDUAL	PLAYER	NO.	AFC RANK	NFL RANK	NFL LEADER	NO.
Points	Prater	114	6	19	Gostkowski (NE)	148
Rushing Yards	Hillis	343	31	59	Peterson (MIN)	1,760
Passing Yards	Cutler	4,526	1	3	Brees (NO)	5,069
Passer Rating	Cutler	86.0	6	16	Rivers (SD)	105.5
Receiving Yards	Marshall	1,265	2	7	Johnson (HOU)	1,575
Receptions	Marshall	104	3	3	Johnson (HOU)	115
Interceptions	Bly	34	60t	Reed (BAL)	9	
Sacks	Dumervil/Ekuban	5	17t	43t	Ware (DAL)	20.0

OFFENSE	NO.	AFC RANK	NFL RANK	NFL LEADER	NO.
Points Per Game	23.1	7	16	New Orleans	28.9
Total Yards Per Game	395.8	1	2	New Orleans	410.7
Yards Per Play	6.2	2	2	New Orleans	6.3
Rushing Yards Per Game	116.4	7	12	New York Giants	157.4
Net Passing Yards Per Game	279.4	1	3	New Orleans	311.1

DEFENSE	NO.	AFC RANK	NFL RANK	NFL LEADER	NO.
Points Per Game	28.0	16	30	Pittsburgh	13.9
Total Yards Per Game	374.6	15	29	Pittsburgh	237.2
Yards Per Play	6.1	16	30	Pittsburgh	3.9
Rushing Yards Per Game	146.1	13	27	Minnesota	76.9
Net Passing Yards Per Game	228.5	13	26	Pittsburgh	156.9

2008 KEY AWARDS

Pro Bowl (3): QB Jay Cutler, WR Brandon Marshall, C Casey Wiegmann.
AP All-Pro (1): T Ryan Clady (second team).

2008 NFL STANDINGS

AFC EAST

Team	W	L	T	Pct	PF	PA
y-Miami	11	5	0	.688	345	317
New England	11	5	0	.688	410	309
New York Jets	9	7	0	.563	405	356
Pittsburgh	7	9	0	.438	336	342

AFC NORTH

Team	W	L	T	Pct	PF	PA
yz-Pittsburgh	12	4	0	.750	347	223
x-Baltimore	11	5	0	.688	385	244
Cincinnati	4	11	1	.281	204	364
Cleveland	4	12	0	.250	232	350

AFC SOUTH

Team	W	L	T	Pct	PF	PA
*yz-Tennessee	13	3	0	.813	375	234
x-Indianapolis	12	4	0	.750	377	298
Houston	8	8	0	.500	366	394
Jacksonville	5	11	0	.313	302	367

AFC WEST

Team	W	L	T	Pct	PF	PA
y-San Diego	8	8	0	.500	439	347
Denver	8	8	0	.500	370	448
Oakland	5	11	0	.313	263	388
Kansas City	2	14	0	.125	291	440

NFC EAST

Team	W	L	T	Pct	PF	PA
*yz-New York Giants	12	4	0	.750	427	294
x-Philadelphia	9	6	1	.594	416	289
Dallas	9	7	0	.563	362	365
Washington	8	8	0	.500	265	296

NFC NORTH

Team	W	L	T	Pct	PF	PA
y-Minnesota	10	6	0	.625	379	333
Chicago	9	7	0	.563	375	350
Green Bay	6	10	0	.375	419	380
Detroit	0	16	0	.000	268	517

NFC SOUTH

Team	W	L	T	Pct	PF	PA
yz-Carolina	12	4	0	.750	414	329
x-Atlanta	11	5	0	.688	391	325
Tampa Bay	9	7	0	.563	361	323
New Orleans	8	8	0	.500	463	393

NFC WEST

Team	W	L	T	Pct	PF	PA
y-Arizona	9	7	0	.563	427	426
San Francisco	7	9	0	.438	339	381
Seattle	4	12	0	.250	294	392
St. Louis	2	14	0	.125	232	465

x - Playoffs; y - Division Title; z - First-round Bye; * - Home-field Advantage

WILD CARD PLAYOFF GAMES

1/3 - at Arizona 30, Atlanta 24
 1/3 - at San Diego 23, Indianapolis 17 (OT)
 1/4 - Baltimore 27, at Miami 9
 1/4 - Philadelphia 26, at Minnesota 14

DIVISIONAL PLAYOFF GAMES

1/10 - Baltimore 13, at Tennessee 10
 1/10 - Arizona 33, at Carolina 13
 1/11 - Philadelphia 23, at New York Giants 11
 1/11 - at Pittsburgh 35, San Diego 24

CONFERENCE CHAMPIONSHIPS

1/18 - at Arizona 32, Philadelphia 25
 1/18 - at Pittsburgh 23, Baltimore 14

SUPER BOWL XLIII (TAMPA, Fla.)

2/1 - Pittsburgh 27, Arizona 23

Staff/Coaches: Players: Foster: Headlines: 2007 Season History/Rosters: Year-by-Year Stats: Postseason Records/Honors/Miscellaneous

2007 FINAL STATISTICS (7-9)

Head Coach: Mike Shanahan AFC West: 2nd Home Stadium: INVESCO Field at Mile High

Date	W-L	Score	Opponent	Attendance	RUSHING	No.	Yds.	Avg.	Long	TD
Sept 9	W	15-14	at Buffalo	71,132	Young	140	729	5.2	50	1
Sept 16	W	23-20	Oakland (OT)	76,784	Henry	167	691	4.1	33	4
Sept 23	L	14-23	Jacksonville	76,463	Hall	44	216	4.9	62t	2
Sept 30	L	20-38	at Indianapolis	57,274	Cutler	44	205	4.7	31	1
Oct 7	L	3-41	San Diego	76,879	Sapp	18	59	3.3	12	2
Oct 21	W	31-28	Pittsburgh	77,038	Marshall	5	57	11.4	24	0
Oct 29	L	13-19	Green Bay (OT)	77,160	Ramsey	2	6	3.0	4	0
Nov 4	L	7-44	at Detroit	60,783	Bell	6	3	0.5	3	0
Nov 11	W	27-11	at Kansas City	77,368	Walker	2	-3	-1.5	-1	0
Nov 19	W	34-20	Tennessee	76,590	Stokley	1	-6	-6.0	-6	0
Nov 25	L	34-37	at Chicago (OT)	62,148	Jacobs LG	1	-8	-8.0	-8	0
Dec 2	L	20-34	at Oakland	61,990	BRONCOS	429	1957	4.6	62t	10
Dec 9	W	41-7	Kansas City	75,895	OPPONENTS	501	2282	4.6	74t	14
Dec 13	L	13-31	at Houston	70,747	RECEIVING	No.	Yds.	Avg.	Long	TD
Dec 24	L	3-23	at San Diego	65,477	Marshall	102	1325	13.0	68t	7
Dec 30	W	22-19	Minnesota (OT)	76,084	Scheffler	49	549	11.2	41	5

TEAM STATISTICS				Den	Opp
TOTAL FIRST DOWNS				305	306
Rushing				96	119
Passing				187	168
Penalty				22	19
3RD DOWN: MADE/ATT				80/198	91/213
3rd Down Pct.				40.4	42.7
4TH DOWN: MADE/ATT				7/22	10/13
4th Down Pct.				31.8	76.9
POSSESSION AVG.				29.09	30.51
TOTAL NET YARDS				5541	5376
Avg. Per Game				346.3	336.0
Total Plays				976	992
Avg. Per Play				5.7	5.4
NET YARDS RUSHING				1957	2282
Avg. Per Game				122.3	142.6
Total Rushes				429	501
NET YARDS PASSING				3584	3094
Avg. Per Game				224.0	193.4
Sacked/Yards Lost				32/175	33/203
Gross Yards				3759	3297
Att./Completions				515/326	458/279
Completion Pct.				63.3	60.9
Had Intercepted				15	14
PUNTS/AVERAGE				60/43.8	60/43.9
NET PUNTING AVG.				60/36.3	60/38.7
PENALTIES/YARDS				90/610	82/628
FUMBLES/BALL LOST				30/14	34/16
TOUCHDOWNS				34	46
Rushing				10	14
Passing				21	25
Returns				3	7

SCORE BY PERIODS						
BRONCOS	1	2	3	4	OT	PTS
OPPONENTS	75	89	94	56	6	320
	68	103	114	115	9	409

SCORING											
TD	Ru	Pa	Ret	PAT	FG	S	PTS				
Elam	0	0	0	0	33/33	27/31	0	114			
Marshall	7	0	7	0	0	0	42				
Scheffler	5	0	5	0	0	0	30				
Stokley	5	0	5	0	0	0	30				
Henry	4	4	0	0	0	0	24				
Sapp	3	2	1	0	0	0	18				
Graham	2	0	2	0	0	0	12				
Hall	2	2	0	0	0	0	12				
Crowder	1	0	0	1	0	0	6				
Cutler	1	1	0	0	0	0	6				
Jackson	1	0	1	0	0	0	6				
Jacobs LG	1	0	1	0	0	0	6				
Martinez	1	0	0	1	0	0	6				
Webster	1	0	0	1	0	0	6				
Young	1	1	0	0	0	0	6				
Prater LG	0	0	0	0	1/1	1/4	0	4			
BRONCOS	34	10	21	3	33/33	27/31	1	320			
OPPONENTS	46	14	25	7	42/42	27/33	2	409			

2-PT. CONVERSIONS: BRONCOS 0-1, OPPONENTS 3-3

SACKS: Dumervil 12.5, Crowder 4, Mallard LG 3.5, Mallard TM 3.5, McKinley 2.5, Gold 2, (Group) 2, Bly 1, Engelberger 1, Lynch 1, Moss 1, Peterson 1, Williams 1, Winborn 0.5. **BRONCOS 33.0, OPPONENTS 32.0**

FUM/LOST: Cutler 11/4, Henry 3/1, Marshall 3/1, Martinez 3/1, Clark (TM) 2/2, Ramsey 2/1, Young 2/1, Bell 1/1, Hall 1/0, Hixon (TM) 1/1, Scheffler 1/1

PASSING	Att.	Comp.	Yds.	Comp. %	Yds/Att.	TD	TD%	Int	Int%	Long	Sack/Lost	Rating
Cutler	467	297	3497	63.6	7.49	20	4.3	14	3.0	68t	27/153	88.1
Ramsey	48	29	262	60.4	5.46	1	2.1	21	4.1	21	3/13	73.4
Marshall	0	0	0	—	—	0	—	0	—	—	2/9	—
BRONCOS	515	326	3759	63.3	7.30	21	4.1	15	2.9	68t	32/175	86.7
OPPONENTS	458	279	3297	60.9	7.20	25	5.5	14	3.1	82t	33/203	88.3

INTERCEPTIONS										
No.	Yds.	Avg.	Long	TD						
Bly	5	71	14.2	37						
Bailey	3	3	1.0	3						
Paymah	2	0	0.0	0						
Dumervil	1	27	27.0	27						
Gold	1	6	6.0	6						
Williams	1	0	0.0	0						
Thomas	1	-2	-2.0	-2						
BRONCOS	14	105	7.5	37						
OPPONENTS	15	229	15.3	66						

PUNTING										
No.	Yds.	Avg.	Net	TB	In20	Long	B			
Sauerbrun	47	2200	46.8	36.1	6	14	65			
Ernster LG	12	434	36.2	35.6	0	3	59			
Ernster T	5	178	35.6	35.6	0	1	59			
Paulescu	5	221	44.2	44.0	0	1	51			
Elam	1	31	31.0	31.0	0	1	31			
BRONCOS	60	2630	43.8	36.3	6	17	65			
OPPONENTS	60	2633	43.9	38.7	5	26	63			

PUNT RETURNS										
No.	FC	Yds.	Avg.	Long	TD					
Martinez	14	12	157	11.2	80t					
Hixon TM	7	5	32	4.6	14					
Bly	2	0	20	10.0	10					
BRONCOS	23	17	209	9.1	80t					
OPPONENTS	31	3	334	10.8	75t					

KICKOFF RETURNS										
No.	Yds.	Avg.	Long	TD						
Hall	19	475	25.0	34						
Martinez	15	330	22.0	35						
Hixon TM	12	274	22.8	35						
Clark TM	3	70	23.3	26						
Jacobs LG	3	35	11.7	15						
Jacobs TM	3	35	11.7	15						
Young	3	56	18.7	25						
Sapp	2	30	15.0	22						
Bly	1	23	23.0	23						
BRONCOS	58	1293	22.3	35						
OPPONENTS	62	1424	23.0	88t						

FIELD GOALS										
	1-19	20-29	30-39	40-49	50+					
Elam	0/0	11/11	6/6	9/12	1/2					
Prater LG	0/0	0/1	0/0	1/3	0/0					
BRONCOS	0/0	11/11	6/6	9/12	1/2					
OPPONENTS	3/3	8/8	8/9	6/7	2/6					

ELAM: (21G, 48G, 50N, 43N, 42G)(23G, 45N, 20G, 23G)(1)(35G, 22G)(30G)(49G)(45G, 21G)(48N)(44G, 50G)(21G, 39G)(23G, 22G)(29G, 44G)(37G, 37G)(41G, 47G)(23G)(43G, 30G)

OPPONENTS: (45N)(38G, 52N)(19G, 27G, 18G)(22G)(26G, 45G)(65N)(19G, 26G)(43G, 53G, 38G)(38G, 36G, 39G, 53N)(56G, 37G)(24G, 44G, 39G)(58N, 38G, 35N, 44G)(1)(41G, 40G, 23G, 29G)(22G)

2007 DEFENSIVE STATS

(based on coaches' film review)

	TT	UT	A	S-YDS	I-YDS	PD	FF	FR
1 Williams	170	121	49	1-14	1-0	4	3	2
2 Webster	100	77	23	0-0	0-0	1	1	1
3 Bailey	81	68	13	0-0	3-3	14	0	0
4 Gold	81	62	19	2-8	1-6	8	1	2
5 Lynch	62	48	14	1-11	0-0	3	0	0
6 Engelberger	59	40	19	1-8	0-0	2	1	0
7 Bly	57	42	15	1-11	5-71	16	0	0
8 Ferguson	57	45	12	0-0	0-0	1	1	0
9 Dumervil	56	43	13	12.5-62.5	1-27	7	4	3
10 Abdullah	48	40	8	0-0	0-0	7	1	1
11 Foxworth	42	32	10	0-0	0-0	4	1	0
12 Thomas	30	17	13	0-0	1-2	1	0	1
13 McKinley	28	16	12	2.5-12.5	0-0	0	0	0
14 Winbrow	24	21	3	0.5-4.5	0-0	3	0	0
15 Crowder	22	18	4	4-39	0-0	0	1	2
16 J. Mallard	20	15	5	3.5-7.5	0-0	1	1	0
17 Adams	17	8	9	0-0	0-0	1	1	0
18 Gordon	16	9	7	0-0	0-0	0	0	0
19 Paymah	15	14	1	0-0	2-0	6	0	0
20 Moss	14	7	7	1-7	0-0	0	1	0
21 Peterson	13	10	3	1-8	0-0	2	0	0
22 Rice	11	6	5	0-0	0-0	2	0	0
23 Shoate	9	7	2	0-0	0-0	0	0	0
24 Burton	8	5	3	0-0	0-0	0	0	0
25 S. Harris	6	2	4	0-0	0-0	0	0	1
26 Cox	4	2	2	0-0	0-0	0	0	1
27 Team	2	2	0	2-10	0-0	0	0	0
TOTALS	1052	777	275	33-203	14-105	83	17	14

2007 GAMES STARTED

OFFENSE	DEFENSE
QB Cutler, Jay	16 DE Crowder, Tim
RB Hall, Andre	1 DE Dumervil, Elvis
RB Henry, Travis	7 DE Engelberger, John
RB Young, Selvin	8 DE Moss, Jarvis
FB Sapp, Cecil	8 DE Rice, Simeon
WR Marshall, Brandon	16 DT Adams, Sam
WR Martinez, Glenn	2 DT Gordon, Amon
WR Stokley, Brandon	9 DT McKinley, Alvin
WR Walker, Javon	5 DT Thomas, Marcus
TE Graham, Daniel	15 LB Gold, Ian
TE Jackson, Nate	1 LB Webster, Nate
TE Mustard, Chad	1 LB Williams, D.J.
TE Scheffler, Tony	2 LB Winbrow, Jamie
C/G Myers, Chris	7 CB Bailey, Champ
C Nalen, Tom	16 CB Bly, Dre
T Lepsis, Matt	5 CB Paymah, Karl
T Pears, Erik	16 DB Foxworth, Domonique
G Holland, Montrae	6 S Abdullah, Hamza
G Kuper, Chris	16 S Ferguson, Nick
	12 S Lynch, John

2007 COACHES

Mike Shanahan (Head Coach), **Jim Bates** (Asst. Head Coach/Defense), **Mike Heimerding** (Asst. Head Coach/OBs), **Rick Dennison** (Offensive Coordinator/OL), **Bob Stowik** (Defensive Coordinator/DBs), **Scott O'Brien** (Special Teams Coordinator), **Steve Watson** (Associate Head Coach), **Joe Baker** (Linebackers), **Jeremy Bates** (Wide Receivers/Quarterbacks), **Ronnie Bradford** (Asst. Def. Backs), **Jacob Burney** (Defensive Line), **Keith Burns** (Spec. Tms. Asst.), **Dwayne Chandler** (Asst. Strength & Conditioning), **Charlie Jackson** (Defensive Asst.), **Bill Johnson** (Defensive Line), **Pat McPherson** (Tight Ends), **Jim Ryan** (Offensive Asst.), **Greg Saporta** (Asst. Strength & Conditioning), **Ryan Stowik** (Spec. Tms. Asst.), **Bobby Turner** (Running Backs), **Rich Tuten** (Strength & Conditioning).

2007 LEADERS / RANKINGS

INDIVIDUAL	PLAYER	NO.	AFC RANK	NFL RANK	NFL LEADER	NO.
Points	Elam	114	9	16	Crosby (GB)	141
Rushing Yards	Young	729	15	27	Tomlinson (SD)	1,474
Passing Yards	Cutler	3,497	5	10	Brady (NE)	4,806
Passer Rating	Cutler	88.1	5	12	Brady (NE)	117.2
Receiving Yards	Marshall	1,325	4	6	Wayne (IND)	1,510
Receptions	Marshall	102	5	5	Houshmandzadeh (CIN/Welker (NE))	112
Interceptions	Bly	5	61	91	Cromartie (SD)	10
Sacks	Dumervil	12.5	31	61	Allen (KC)	15.5

OFFENSE	NO.	AFC RANK	NFL RANK	NFL LEADER	NO.
Points Per Game	20.0	9	21	New England	36.8
Total Yards Per Game	346.3	6	11	New England	411.3
Yards Per Play	5.7	2	4	New England	6.2
Rushing Yards Per Game	122.3	6	9	Minnesota	164.6
Net Passing Yards Per Game	224.0	6	13	New England	295.7

DEFENSE	NO.	AFC RANK	NFL RANK	NFL LEADER	NO.
Points Per Game	25.6	15	28	Indianapolis	16.4
Total Yards Per Game	336.0	10	19	Pittsburgh	266.4
Yards Per Play	5.4	11	22	Tampa Bay	4.6
Rushing Yards Per Game	142.6	14	30	Minnesota	74.1
Net Passing Yards Per Game	193.4	6	7	Tampa Bay	170.5

2007 KEY AWARDS

Pro Bowl (2): CB Champ Bailey, S John Lynch. **AP All-Pro (1):** CB Champ Bailey (second team).

2007 NFL STANDINGS

AFC EAST		W	L	T	Pct	PF	PA
Team	*yz-New England	16	0	0	1.000	589	274
	Buffalo	7	9	0	.438	252	354
	New York Jets	4	12	0	.250	268	355
	Miami	1	15	0	.063	267	437

AFC NORTH		W	L	T	Pct	PF	PA
Team	y-Pittsburgh	10	6	0	.625	393	269
	Cleveland	10	6	0	.625	402	382
	Cincinnati	7	9	0	.438	380	385
	Baltimore	5	11	0	.313	275	384

AFC SOUTH		W	L	T	Pct	PF	PA
Team	yz-Indianapolis	13	3	0	.813	450	262
	x-Jacksonville	11	5	0	.688	411	314
	x-Tennessee	10	6	0	.625	301	297
	Houston	8	8	0	.500	379	384

AFC WEST		W	L	T	Pct	PF	PA
Team	y-San Diego	11	5	0	.688	412	284
	Denver	7	9	0	.438	320	409
	Kansas City	4	12	0	.250	226	335
	Oakland	4	12	0	.250	283	398

NFC EAST		W	L	T	Pct	PF	PA
Team	*yz-Dallas	13	3	0	.813	455	325
	x-New York Giants	10	6	0	.625	373	351
	x-Washington	9	7	0	.563	334	310
	Philadelphia	8	8	0	.500	336	300

NFC NORTH		W	L	T	Pct	PF	PA
Team	yz-Green Bay	13	3	0	.813	435	291
	Minnesota	8	8	0	.500	365	311
	Detroit	7	9	0	.438	346	444
	Chicago	7	9	0	.438	334	348

NFC SOUTH		W	L	T	Pct	PF	PA
Team	y-Tampa Bay	9	7	0	.563	334	270
	Carolina	7	9	0	.438	267	347
	New Orleans	7	9	0	.438	379	388
	Atlanta	4	12	0	.250	259	414

NFC WEST		W	L	T	Pct	PF	PA
Team	y-Seattle	10	6	0	.625	393	291
	Arizona	8	8	0	.500	404	399
	San Francisco	5	11	0	.313	219	364
	St. Louis	3	13	0	.188	263	438

x - Playoffs; y - Division Title; z - First-round Bye; * - Home-field Advantage

WILD CARD PLAYOFF GAMES

1/5 - at Seattle 35, Washington 14
 1/5 - Jacksonville 31, at Pittsburgh 29
 1/6 - New York Giants 24, at Tampa Bay 14
 1/6 - at San Diego 17, Tennessee 6

DIVISIONAL PLAYOFF GAMES

1/12 - at Green Bay 42, Seattle 20
 1/12 - at New England 31, Jacksonville 20
 1/13 - San Diego 28, at Indianapolis 12
 1/13 - New York Giants 21, at Dallas 17

CONFERENCE CHAMPIONSHIPS

1/20 - at New England 21, San Diego 12
 1/20 - New York Giants 23, at Green Bay 20 (OT)

SUPER BOWL XLII (GLENDALE, ARIZ.)

2/3 - New York Giants 17, New England 14

2006 FINAL STATISTICS (9-7)

Head Coach: Mike Shanahan AFC West: 3rd Home Stadium: INVESCO Field at Mile High

Date	W-L	Score	Opponent	Attendance	RUSHING	No.	Yds.	Avg.	Long	TD
Sept 10	L	10-18	at St. Louis	65,577	T. Bell	233	1025	4.4	51	2
Sept 17	W	9-6	Kansas City (OT)	76,786	M. Bell	157	677	4.3	48	8
Sept 24	W	17-7	at New England	68,756	Walker	9	123	13.7	72	1
Oct 9	W	13-3	Baltimore	76,355	Plummer	36	112	3.1	19	1
Oct 15	W	13-3	Oakland	76,691	Sapp	10	80	8.0	28	0
Oct 22	W	17-7	at Cleveland	73,024	Nash	18	66	3.7	26	0
Oct 29	L	31-34	Indianapolis	76,767	Johnson	5	30	6.0	15	0
Nov 5	W	31-20	at Pittsburgh	64,661	Cutler	12	18	1.5	9	0
Nov 12	W	17-13	at Oakland	62,094	Marshall	2	12	6.0	6	0
Nov 19	L	27-35	San Diego	76,723	Cobbs	3	9	3.0	5	0
Nov 23	L	10-19	at Kansas City	79,484	Scheffler	1	3	3.0	3	0
Dec 3	L	20-23	Seattle	76,146	Elam	1	2	2.0	2	0
Dec 10	L	20-48	at San Diego	67,514	Smith	1	-5	-5.0	-5	0
Dec 17	W	37-20	at Arizona	63,845	BRONCOS	488	2152	4.4	72t	12
Dec 24	W	24-23	Cincinnati	75,759	OPPONENTS	447	1813	4.1	41	13
Dec 31	L	23-26	San Francisco (OT)	75,555						

TEAM STATISTICS		Den	Opp
TOTAL FIRST DOWNS			
Rushing		285	291
Passing		106	97
Penalty		151	183
		28	11
3RD DOWN: MADE/ATT		78/211	81/221
3rd Down Pct.		37.0	36.7
4TH DOWN: MADE/ATT		7/13	5/14
4th Down Pct.		53.8	35.7
POSSESSION AVG.		29:50	30:10
TOTAL NET YARDS		4951	5223
Avg. Per Game		309.4	326.4
Total Plays		973	1020
Avg. Per Play		5.1	5.1
NET YARDS RUSHING		2152	1813
Avg. Per Game		134.5	113.3
Total Rushes		488	447
NET YARDS PASSING		2799	3410
Avg. Per Game		174.9	213.1
Sacked/Yards Lost		31/196	35/202
Gross Yards		2995	3612
Att./Completions		454/256	538/327
Completion Pct.		56.4	60.8
Had Intercepted		18	17
PUNTS/AVERAGE		80/41.7	74/43.8
NET PUNTING AVG.		80/36.6	74/37.9
PENALTIES/YARDS		67/478	97/785
FUMBLES/BALL LOST		29/12	28/13
TOUCHDOWNS		34	29
Rushing		12	13
Passing		20	13
Returns		2	3

SCORE BY PERIODS	1	2	3	4	OT	PTS
BRONCOS	44	110	75	87	3	319
OPPONENTS	47	82	64	109	3	305

SCORING	TD	Ru	Pa	Ret	PAT	FG	S	PTS
Elam	0	0	0	0	34/34	27/29	0	115
Walker	9	1	8	0	0	0	0	54
M. Bell	8	8	0	0	0	0	0	48
Scheffler	4	0	4	0	0	0	0	24
Smith	3	0	3	0	0	0	0	18
Alexander	2	0	2	0	0	0	0	12
T. Bell	2	2	0	0	0	0	0	12
Marshall	2	0	2	0	0	0	0	12
Bailey	1	0	0	1	0	0	0	6
Johnson	1	0	1	0	0	0	0	6
Plummer	1	1	0	0	0	0	0	6
Da. Williams	1	0	0	1	0	0	0	6
BRONCOS	34	12	20	2	34/34	27/29	0	319
OPPONENTS	29	13	13	3	27/27	34/42	0	305

2-PT. CONVERSIONS: BRONCOS 0-0, OPPONENTS 1-2

SACKS: Dumervil 8.5, Ekuban 7, Lang 6, Chukwurah 4.5, Warren 2.5, M. Myers 2, Veal 1.5, Engelberger 1, D.J. Williams 1, Wilson 1, **BRONCOS 35.0, OPPONENTS 31.0**

PASSING	Att.	Comp.	Yds.	Comp.%	Yds/Att.	TD	TD%	Int	Int%	Long	Sack/Lost	Rating
Plummer	317	175	1994	55.2	6.29	11	3.5	13	4.1	83t	18/111	68.8
Cutler	137	81	1001	59.1	7.31	9	6.6	5	3.6	71t	13/85	88.5
BRONCOS	454	256	2995	56.4	6.60	20	4.4	18	4.0	83t	31/196	74.7
OPPONENTS	538	327	3612	60.8	6.71	13	2.4	17	3.2	63	35/202	75.6

RECEIVING	No.	Yds.	Avg.	Long	TD
Walker	69	1084	15.7	83t	8
Smith	52	512	9.8	20	3
T. Bell	24	115	4.8	16	0
Marshall	20	309	15.5	71t	2
M. Bell	20	158	7.9	24	0
Scheffler	18	286	15.9	29	4
Alexander	18	160	8.9	24	2
Kircus	9	187	20.8	45	0
Sapp	8	34	4.3	9	0
Johnson	7	37	5.3	20	1
Jackson	5	49	9.8	24	0
Nash	4	41	10.3	13	0
Mustard	2	23	11.5	14	0
BRONCOS	256	2995	11.7	83t	20
OPPONENTS	327	3612	11.0	63	13

INTERCEPTIONS	No.	Yds.	Avg.	Long	TD
Bailey	10	162	16.2	70t	1
Da. Williams	4	37	9.3	31t	1
Foxworth	1	45	45.0	45	0
Cox	1	0	0.0	0	0
Ferguson	1	0	0.0	0	0
BRONCOS	17	244	14.4	70t	2
OPPONENTS	18	292	16.2	46	2

PUNTING	No.	Yds.	Avg.	Net	TB	In20	Long	B
Ernster	80	3338	41.7	36.6	7	23	61	0
BRONCOS	80	3338	41.7	36.6	7	23	61	0
OPPONENTS	74	3240	43.8	37.9	7	33	67	0

PUNT RETURNS	No.	FC	Yds.	Avg.	Long	TD
Da. Williams	25	12	206	8.2	34	0
Kircus	6	4	86	14.3	42	0
Smith	1	0	2	2.0	2	0
BRONCOS	32	16	294	9.2	42	0
OPPONENTS	39	16	268	6.9	21	0

KICKOFF RETURNS	No.	Yds.	Avg.	Long	TD
Clark	23	512	22.3	36	0
Morgan	17	423	24.9	64	0
M. Bell	5	97	19.4	22	0
Sapp	4	95	23.8	53	0
Kircus	2	38	19.0	20	0
Cobbs	1	0	0.0	0	0
Johnson	1	14	14.0	14	0
Mustard	1	2	2.0	2	0
Da. Williams	0	6	—	6	0
BRONCOS	54	1187	22.0	64	0
OPPONENTS	55	1480	26.9	60	0

FIELD GOALS	1-19	20-29	30-39	40-49	50+
Elam	0/0	10/10	10/10	6/8	1/1
BRONCOS	0/0	10/10	10/10	6/8	1/1
OPPONENTS	0/0	12/12	8/9	11/14	3/7

ELAM: (49G)(44N,23G,22G,39G)(23G)(43G,44G)(51G,22G)(32G,43N)(49G)(32G)(24G)(42G,38G)(31G)(37G,41G)(34G,33G)(30G,22G,30G)(24G)(22G,21G,22G)

OPPONENTS: (26G,44N,38G,29G,51G,48G,24G)(29G,45G)(37B)(24G)(54N,47G)(42G,30G,48G,37G)(40N,46G,29G)(55G,20G,51N)(24G,34G,29G,21G)(40N,53N,44G,23G,50G)(34G,35G)(49G,50N,38G)(46G)(46G,29G,46G,36G)

2006 DEFENSIVE STATS

(based on coaches' film review)

	TT	UT	A	S-YDS	I-YDS	PD	FF	FR
1 Wilson	113	88	25	1-5	0-0	6	1	0
2 Gold	101	77	24	0-0	0-0	4	1	0
3 Bailey	98	84	14	0-0	10-162	30	0	1
4 Lynch	97	64	33	0-0	0-0	5	2	1
5 Da. Williams	89	79	10	0-0	4-37	16	1	1
6 D.J. Williams	86	69	17	1-8	0-0	3	2	0
7 Myers	80	51	29	2-3	0-0	2	1	2
8 Ekuban	78	61	17	7-45.5	0-0	2	1	0
9 Foxworth	58	47	11	1-4	1-45	12	1	0
10 Engelberger	55	37	18	1-4	0-0	4	2	1
11 Lang	51	32	19	6-34	0-0	2	0	0
Warren	51	32	19	2.5-12	0-0	2	0	0
13 Veal	39	25	14	1.5-14	0-0	2	0	0
14 Ferguson	36	28	8	0-0	1-0	5	1	0
15 Chukwurah	20	11	9	4.5-20	0-0	1	0	0
16 Dumervil	19	15	4	8.5-56.5	0-0	0	2	3
17 Brandon	15	9	6	0-0	0-0	1	1	0
18 Paymah	14	14	0	0-0	0-0	2	0	0
19 Webster	13	7	6	0-0	0-0	0	0	0
20 Cox	11	10	1	0-0	1-0	5	0	1
21 Abdullah	4	3	1	0-0	0-0	0	0	0
22 Burns	2	1	1	0-0	0-0	0	0	0
Peterson	2	1	1	0-0	0-0	0	0	0
24 Burton	1	0	1	0-0	0-0	0	0	0
Green	1	1	0	0-0	0-0	0	0	0
TOTALS	1134	853	281	35-202	17-244	103	17	10

2006 GAMES STARTED

OFFENSE

QB Cutler, Jay	5
QB Plummer, Jake	11
RB Bell, Mike	3
RB Bell, Tatum	13
FB Johnson, Kyle	7
FB Sapp, Cecil	1
WR Marshall, Brandon	1
WR Smith, Rod	16
WR Walker, Javon	16
TE Alexander, Stephen	14
TE Mustard, Chad	4
TE Scheffler, Tony	5
C Nalen, Tom	16
T Foster, George	13
T Lepsis, Matt	6
T Meadows, Adam	3
T Pears, Erik	10
G Carlisle, Cooper	16
G Hamilton, Ben	16

DEFENSE

DE Ekuban, Ebenezer	15
DE Engelberger, John	1
DE Lang, Kenard	16
DT Myers, Michael	16
DT Veal, Demetris	1
DT Warren, Gerard	15
LB Gold, Ian	1
LB Webster, Nate	2
LB Williams, D.J.	15
LB Wilson, Al	15
CB Bailey, Champ	16
CB Williams, Darrent	14
DB Foxworth, Domonique	5
S Cox, Curume	4
S Ferguson, Nick	10
S Lynch, John	16

2006 COACHES

Mike Shanahan (Head Coach), **Mike Heimerdinger** (Asst. Head Coach), **Rick Dennison** (Offensive Coordinator), **Larry Coyer** (Defensive Coordinator), **Jeremy Bates** (Offensive Asst.), **Chip Beck** (Quality Control), **Ronnie Bradford** (Special Teams), **Tim Brewster** (Tight Ends), **Jacob Burney** (Defensive Line/Ends), **Kirk Doll** (Linebackers), **Thomas McGaughey** (Special Teams Asst.), **Pat McPherson** (Quarterbacks), **Andre Patterson** (Defensive Line/Tackles), **Jim Ryan** (Defensive Asst.), **Greg Saporta** (Asst. Strength & Conditioning), **Bob Slowik** (Defensive Backs), **Ryan Slowik** (Defensive Asst.), **Cedric Smith** (Asst. Strength & Conditioning), **Jimmy Spencer** (Asst. Defensive Backs), **Bobby Turner** (Running Backs), **Rich Tuten** (Strength & Conditioning), **Steve Watson** (Wide Receivers).

2006 LEADERS / RANKINGS

INDIVIDUAL	PLAYER	NO.	AFC RANK	NFL RANK	NFL LEADER	NO.
Points	Elam	115	5t	10t	Tomlinson (SD)	186
Rushing Yards	T. Bell	1,025	9	22	Tomlinson (SD)	1,815
Passing Yards	Plummer	1,994	13	27	Brees (NO)	4,418
Passer Rating	Plummer	68.8	13	28	Manning (IND)	101.0
Receiving Yards	Walker	1,084	7	15	C. Johnson (CIN)	1,369
Receptions	Walker	69	14	28t	A. Johnson (HOU)	1,103
Interceptions	Bailey	10	1t	1t	Bailey (DEN)/Samuel (NE)	10
Sacks	Dumervil	8.5	15t	22t	Merriman (SD)	17.0

OFFENSE	NO.	AFC RANK	NFL RANK	NFL LEADER	NO.
Points Per Game	19.9	10	17	San Diego	30.8
Total Yards Per Game	309.4	10	21	New Orleans	391.5
Yards Per Play	5.1	9	18	Philadelphia	6.2
Rushing Yards Per Game	134.5	4	8	Atlanta	183.7
Net Passing Yards Per Game	174.9	12	25	New Orleans	281.4

DEFENSE	NO.	AFC RANK	NFL RANK	NFL LEADER	NO.
Points Per Game	19.1	7	8t	Baltimore	12.6
Total Yards Per Game	326.4	8	14	Baltimore	264.1
Yards Per Play	5.1	8	12	Baltimore	4.5
Rushing Yards Per Game	113.3	7	12	Minnesota	61.6
Net Passing Yards Per Game	213.1	13	21	Oakland	150.8

2006 KEY AWARDS

Pro Bowl (3): CB Champ Bailey, S John Lynch, LB Al Wilson. **AP All-Pro (2):** CB Champ Bailey (first team), LB Al Wilson (second team).

2006 NFL STANDINGS

AFC EAST

Team	W	L	T	Pct	PF	PA
y-New England	12	4	0	.750	385	237
x-New York Jets	10	6	0	.625	316	295
Buffalo	7	9	0	.438	300	311
Miami	6	10	0	.375	260	283

AFC NORTH

Team	W	L	T	Pct	PF	PA
yz-Baltimore	13	3	0	.813	353	201
Cincinnati	8	8	0	.500	373	331
Pittsburgh	8	8	0	.500	353	315
Cleveland	4	12	0	.250	238	356

AFC SOUTH

Team	W	L	T	Pct	PF	PA
y-Indianapolis	12	4	0	.750	427	360
Tennessee	8	8	0	.500	324	400
Jacksonville	8	8	0	.500	371	274
Houston	6	10	0	.375	267	366

AFC WEST

Team	W	L	T	Pct	PF	PA
*yz-San Diego	14	2	0	.875	492	303
x-Kansas City	9	7	0	.563	331	315
Denver	9	7	0	.563	319	305
Oakland	2	14	0	.125	168	332

NFC EAST

Team	W	L	T	Pct	PF	PA
y-Philadelphia	10	6	0	.625	398	328
x-Dallas	9	7	0	.563	425	350
x-New York Giants	8	8	0	.500	355	362
Washington	5	11	0	.313	307	376

NFC NORTH

Team	W	L	T	Pct	PF	PA
*yz-Chicago	13	3	0	.813	427	255
Green Bay	8	8	0	.500	301	366
Minnesota	6	10	0	.375	282	327
Detroit	3	13	0	.188	305	398

NFC SOUTH

Team	W	L	T	Pct	PF	PA
yz-New Orleans	10	6	0	.625	413	322
Carolina	8	8	0	.500	270	305
Atlanta	7	9	0	.438	292	328
Tampa Bay	4	12	0	.250	211	353

NFC WEST

Team	W	L	T	Pct	PF	PA
y-Seattle	9	7	0	.563	335	341
St. Louis	8	8	0	.500	367	381
San Francisco	7	9	0	.438	298	412
Arizona	5	11	0	.313	314	389

x - Playoffs; y - Division Title; z - First-round Bye; * - Home-field Advantage

WILD CARD PLAYOFF GAMES

1/6 - at Indianapolis 23, Kansas City 8
 1/6 - at Seattle 21, Dallas 20
 1/7 - at New England 37, New York Jets 16
 1/7 - at Philadelphia 23, New York Giants 20

DIVISIONAL PLAYOFF GAMES

1/13 - Indianapolis 15, at Baltimore 6
 1/13 - at New Orleans 27, Philadelphia 24
 1/14 - at Chicago 27, Seattle 24 (OT)
 1/14 - New England 24, at San Diego 21

CONFERENCE CHAMPIONSHIPS

1/21 - at Chicago 39, New Orleans 14
 1/21 - at Indianapolis 38, New England 34

SUPER BOWL XLI (SOUTH FLORIDA)

2/4 - Indianapolis 29, Chicago 17

2005 FINAL STATISTICS (13-3)

Head Coach: Mike Shanahan AFC West: 1st Home Stadium: INVESCO Field at Mile High

Date	W-L	Score	Opponent	Attendance	RUSHING	No.	Yds.	Avg.	Long	TD
Sept 11	L	10-34	at Miami	72,324	M. Anderson	239	1014	4.2	44t	12
Sept 18	W	20-17	San Diego	75,310	Bell	173	921	5.3	68	8
Sept 26	W	30-10	Kansas City	76,381	Dayne	53	270	5.1	55	1
Oct 2	W	20-7	at Jacksonville	66,045	Plummer	46	151	3.3	22	2
Oct 9	W	21-19	Washington	75,880	Lelie	5	84	16.8	39	0
Oct 16	W	28-20	New England	76,571	Van Pelt	11	48	4.4	11	1
Oct 23	L	23-24	at New York Giants	78,516	Sapp	5	21	4.2	10	0
Oct 30	W	49-21	Philadelphia	76,530	Adams	5	14	2.8	13	0
Nov 13	W	31-17	at Oakland	62,779	Johnson	4	9	2.3	4	1
Nov 20	W	27-0	New York Jets	76,255	Smith	1	7	7.0	7	0
Nov 24	W	24-21	at Dallas (OT)	63,273	BRONCOS	542	2539	4.7	68	25
Dec 4	L	27-31	at Kansas City	78,261	OPPONENTS	344	1363	4.0	61	10
Dec 11	W	12-10	Baltimore	75,651	RECEIVING	No.	Yds.	Avg.	Long	TD
Dec 17	W	28-17	at Buffalo	71,887	Smith	85	1105	13.0	72	6
Dec 24	W	22-3	Oakland	76,212	Lelie	42	770	18.3	56	1
Dec 31	W	23-7	at San Diego	65,513	Putzier	37	481	13.0	32	0

TEAM STATISTICS	Den	Opp
TOTAL FIRST DOWNS	330	295
Rushing	145	82
Passing	162	183
Penalty	23	30
3RD DOWN: MADE/ATT	76/210	76/207
3rd Down Pct.	36.2	36.7
4TH DOWN: MADE/ATT	14/19	10/19
4th Down Pct.	73.7	52.6
POSSESSION AVG.	32:37	27:23
TOTAL NET YARDS	5766	5006
Avg. Per Game	360.4	312.9
Total Plays	1030	985
Avg. Per Play	5.6	5.1
NET YARDS RUSHING	2539	1363
Avg. Per Game	158.7	85.2
Total Rushes	542	344
NET YARDS PASSING	3227	3643
Avg. Per Game	201.7	227.7
Sacked/Yards Lost	23/146	28/190
Gross Yards	3373	3833
Att./Completions	465/279	613/344
Completion Pct.	60.0	56.1
Had Intercepted	7	20
PUNTS/AVERAGE	73/43.2	81/44.9
NET PUNTING AVG.	73/38.0	81/38.2
PENALTIES/YARDS	97/756	139/989
FUMBLES/BALL LOST	19/9	29/16
TOUCHDOWNS	46	31
Rushing	25	10
Passing	18	20
Returns	3	1

SCORE BY PERIODS	1	2	3	4	OT	PTS
BRONCOS	81	143	83	85	3	395
OPPONENTS	44	61	37	116	0	258

SCORING	TD	Ru	Pa	Ret	PAT	FG	S	PTS
Elam	0	0	0	0	43/44	24/32	0	115
M. Anderson	13	12	1	0			0	78
Bell	8	8	0	0			0	48
Johnson	6	1	5	0			0	36
Smith	6	0	6	0			0	36
Bailey	2	0	0	2			0	12
Carswell	2	0	2	0			0	12
Plummer	2	2	0	0			0	12
S. Alexander	1	0	1	0			0	6
Dayne	1	1	0	0			0	6
Devoe	1	0	1	0			0	6
Duke	1	0	1	0			0	6
Lelie	1	0	1	0			0	6
Van Pelt	1	1	0	0			0	6
Da. Williams	1	0	0	1			0	6
Putzier	0	0	0	0			0	2
Veal	0	0	0	0			1	2
BRONCOS	46	25	18	3	43/44	24/32	1	395
OPPONENTS	31	10	2	1	30/30	14/18	0	258

2-PT. CONVERSIONS: Putzier, **BRONCOS 1-2, OPPONENTS 0-1**

SACKS: Ekuban 4.0, Lynch 4.0, Pryce 4.0, Gold 3.0, Warren 3.0, Wilson 3.0, Brown 2.0, Coleman 1.0, M. Myers 1.0, Veal 1.0, Da. Williams 1.0, (group) 1.0, **BRONCOS 28.0, OPPONENTS 23.0**

PASSING	Att.	Comp.	Yds.	Comp.%	Yds/Att.	TD	TD%	Int	Int%	Long	Sack/Lost	Rating
Plummer	456	277	3366	60.7	7.38	18	3.9	7	1.5	72	22/135	90.2
Van Pelt	8	2	7	25.0	0.88	0	0.0	0	0.0	5	0/0	39.6
Smith	1	0	0	0.0	0.00	0	0.0	0	0.0	0	1/11	39.6
BRONCOS	465	279	3373	60.0	7.25	18	3.9	7	1.5	72	23/146	88.9
OPPONENTS	613	344	3833	56.1	6.25	20	3.3	20	3.3	91t	28/190	72.2

RUSHING	No.	Yds.	Avg.	Long	TD
M. Anderson	239	1014	4.2	44t	12
Bell	173	921	5.3	68	8
Dayne	53	270	5.1	55	1
Plummer	46	151	3.3	22	2
Lelie	5	84	16.8	39	0
Van Pelt	11	48	4.4	11	1
Sapp	5	21	4.2	10	0
Adams	5	14	2.8	13	0
Johnson	4	9	2.3	4	1
Smith	1	7	7.0	7	0
BRONCOS	542	2539	4.7	68	25
OPPONENTS	344	1363	4.0	61	10

RECEIVING	No.	Yds.	Avg.	Long	TD
Smith	85	1105	13.0	72	6
Lelie	42	770	18.3	56	1
Putzier	37	481	13.0	32	0
Adams	21	203	9.7	21	0
S. Alexander	21	170	8.1	15	1
M. Anderson	18	212	11.8	66t	1
Bell	18	104	5.8	14	0
Johnson	17	160	9.4	33	5
Devoe	9	87	9.7	44t	1
Dayne	3	17	5.7	7	0
Duke	2	22	11.0	21	1
Watts	2	22	11.0	12	0
Sapp	2	17	8.5	12	0
Carswell	2	3	1.5	2t	2
BRONCOS	279	3373	12.1	72	18
OPPONENTS	344	3833	11.1	91t	20

INTERCEPTIONS	No.	Yds.	Avg.	Long	TD
Bailey	8	139	17.4	65t	2
Ferguson	5	59	11.8	30	0
Da. Williams	2	108	54.0	80t	1
Foxworth	2	23	11.5	23	0
Lynch	2	2	1.0	1	0
Cox	1	48	48.0	48	0
BRONCOS	20	379	19.0	80t	3
OPPONENTS	7	43	6.1	25	0

PUNTING	No.	Yds.	Avg.	Net	TB	In20	Long	B
Sauerbrun	72	3157	43.8	38.0	6	24	66	1
BRONCOS	73	3157	43.2	38.0	6	24	66	1
OPPONENTS	81	3633	44.9	38.2	13	25	64	0

PUNT RETURNS	No.	FC	Yds.	Avg.	Long	TD
Da. Williams	17	12	148	8.7	52	0
Adams	16	5	133	8.3	32	0
BRONCOS	33	17	281	8.5	52	0
OPPONENTS	36	15	266	7.4	20	0

KICKOFF RETURNS	No.	Yds.	Avg.	Long	TD
Da. Williams	18	431	23.9	36	0
R. Alexander	12	261	21.8	31	0
Adams	10	218	21.8	32	0
Sapp	2	28	14.0	20	0
M. Anderson	1	18	18.0	18	0
Carswell	1	0	0.0	0	0
Engelberger	1	5	5.0	5	0
Johnson	1	8	8.0	8	0
Veal	1	6	6.0	6	0
BRONCOS	47	975	20.7	36	0
OPPONENTS	67	1696	25.3	87	0

FIELD GOALS	1-19	20-29	30-39	40-49	50+
Elam	0/0	9/10	5/5	9/13	1/4
BRONCOS	0/0	9/10	5/5	9/13	1/4
OPPONENTS	0/0	3/3	6/8	4/5	1/2

ELAM: (28G)(45G.53N.53N.41G)(30G.51G.25G.46N)(41N.46B.33G.42G)(0)(49G.42G.27G.49N)(0)(22G.38G.25G)(26G.47G)(24G)(22G.40G)(47G.48G)(0)(29G.33G.34G.52N)(28N)

OPPONENTS: (29G.44G)(42G)(28G)(0)(34G.38B.36G)(39G.53N.38G)(52G)(0)(45N.40G)(0)(34N)(34G)(29G)(31G)(43G)(0)

2005 DEFENSIVE STATS

(based on coaches' film review)

	TT	UT	A	S-YDS	I-YDS	PD	FF	FR
1 Gold	106	81	25	3-17	0-0	5	4	2
2 Wilson	90	72	18	3-12	0-0	9	2	1
3 Ferguson	81	62	19	0-0	5-59	12	2	1
4 Bailey	72	62	10	0-0	8-139	28	2	0
5 Lynch	69	47	22	4-41	2-2	8	4	0
6 D.J. Williams	68	44	24	0-0	0-0	5	1	0
7 Foxworth	66	59	7	0-0	2-23	18	1	1
8 Da. Williams	58	52	6	1-8	2-108	12	1	1
9 Myers	50	28	22	1-10	0-0	2	0	1
10 Warren	42	22	20	3-25	0-0	3	1	0
11 Ekuban	41	28	13	4-21	0-0	2	0	1
Pryce	41	35	6	4-22	0-0	1	1	0
13 Brown	38	30	8	2-14	0-0	1	0	2
14 Veal	33	23	10	1-14	0-0	0	0	1
15 Engelberger	24	17	7	0-0	0-0	0	0	0
16 Brandon	20	13	7	0-0	0-0	3	0	1
17 Walls	16	16	0	0-0	0-0	6	1	0
18 Cox	11	9	2	0-0	1-48	5	0	0
19 Coleman	10	6	4	1-6	0-0	1	0	0
20 Paymah	3	2	1	0-0	0-0	0	0	0
21 Burns	2	0	2	0-0	0-0	0	0	0
22 Chukwurah	2	1	1	0-0	0-0	0	0	0
Pope	2	2	0	0-0	0-0	0	0	0
24 Team	0	0	0	1-0	0-0	0	0	0
TOTALS	945	711	234	28-190	20-379	121	20	12

2005 GAMES STARTED

OFFENSE	DEFENSE	
QB Plummer, Jake	16 DE Brown, Courtney	13
RB Anderson, Mike	15 DE Ekuban, Ebenezer	4
RB Bell, Tatum	1 DE Pryce, Trevor	16
FB Johnson, Kyle	14 DT Myers, Michael	15
WR Adams, Charlie	2 DT Warren, Gerard	16
WR Lelie, Ashley	13 LB Burns, Keith	1
WR Smith, Rod	16 LB Gold, Ian	16
TE Alexander, Stephen	15 LB Williams, D.J.	14
TE Putzler, Jeb	14 LB Wilson, Al	15
C Nalen, Tom	16 CB Bailey, Champ	14
T Foster, George	16 CB Foxworth, Domonique	7
T Lepsis, Matt	16 CB Walls, Lenny	3
G Carlisle, Cooper	16 CB Williams, Darrent	9
G Hamilton, Ben	16 S Cox, Curume	1
	16 S Ferguson, Nick	16
	16 S Lynch, John	16

2005 COACHES

Mike Shanahan (Head Coach), **Gary Kubiak** (Offensive Coordinator), **Larry Coyer** (Defensive Coordinator), **Ronnie Bradford** (Special Teams), **Tim Brewster** (Tight Ends), **Jacob Burney** (Defensive Line/Ends), **Troy Calhoun** (Asst. to Head Coach), **Rick Dennison** (Offensive Line), **Kirk Doll** (Linebackers), **Thomas McGaughey** (Special Teams Asst.), **Pat McPherson** (Quarterbacks), **Andre Patterson** (Defensive Line/Tackles), **Jim Ryan** (Defensive Asst.), **Greg Saporta** (Asst. Strength & Conditioning), **Bob Slowik** (Defensive Backs), **Ryan Slowik** (Defensive Asst.), **Cedric Smith** (Asst. Strength & Conditioning), **Jimmy Spencer** (Asst. Defensive Backs), **Bobby Turner** (Running Backs), **Rich Tulen** (Strength & Conditioning), **Steve Watson** (Wide Receivers).

2005 LEADERS / RANKINGS

INDIVIDUAL	PLAYER	NO.	AFC RANK	NFL RANK	NFL LEADER	NO.
Points	Elam	115	7	12	Alexander (SEA)	168
Rushing Yards	Anderson	1,014	9	16	Alexander (SEA)	1,880
Passing Yards	Plummer	3,366	7	12	Brady (NE)	4,110
Passer Rating	Plummer	90.2	5	7	Manning (IND)	104.1
Receiving Yards	Smith	1,105	4	13	Smith (CAR)	1,563
Receptions	Smith	85	4	9	Smith (CAR)/Fitzgerald (ARI)	103
Interceptions	Bailey	8	3	4t	Law (NYJ)/O'Neal (CIN)	10
Sacks	Three Players	4	40t	78t	Burgess (OAK)	16.0

OFFENSE	NO.	AFC RANK	NFL RANK	NFL LEADER	NO.
Points Per Game	24.7	5	7	Seattle	28.3
Total Yards Per Game	360.4	3	5	Kansas City	387.0
Yards Per Play	5.6	4	5	Kansas City	5.8
Rushing Yards Per Game	158.7	1	2	Atlanta	159.1
Net Passing Yards Per Game	201.7	9	18	Arizona	277.3

DEFENSE	NO.	AFC RANK	NFL RANK	NFL LEADER	NO.
Points Per Game	16.1	2t	3t	Chicago	12.6
Total Yards Per Game	312.9	7	15	Tampa Bay	277.8
Yards Per Play	5.1	8	18	Chicago	4.4
Rushing Yards Per Game	85.2	2	2	San Diego	84.3
Net Passing Yards Per Game	227.7	14	29	Green Bay	167.5

2005 KEY AWARDS

Pro Bowl (4): CB Champ Bailey, S John Lynch, WR Rod Smith, LB Al Wilson. **AP All-Pro (2):** CB Champ Bailey (first team), LB Al Wilson (first team).

2005 NFL STANDINGS

AFC EAST	Team	W	L	T	Pct	PF	PA
y-New England	10	6	0	.625	379	338	
Miami	9	7	0	.563	318	317	
Buffalo	5	11	0	.313	271	367	
New York Jets	4	12	0	.250	240	355	

AFC NORTH	Team	W	L	T	Pct	PF	PA
y-Cincinnati	11	5	0	.688	421	350	
x-Pittsburgh	11	5	0	.688	389	258	
Baltimore	6	10	0	.375	265	299	
Cleveland	6	10	0	.375	232	301	

AFC SOUTH	Team	W	L	T	Pct	PF	PA
*yz-Indianapolis	14	2	0	.875	439	247	
x-Jacksonville	12	4	0	.750	361	269	
Tennessee	4	12	0	.250	299	421	
Houston	2	14	0	.125	260	431	

AFC WEST	Team	W	L	T	Pct	PF	PA
yz-Denver	13	3	0	.813	395	258	
Kansas City	10	6	0	.625	403	325	
San Diego	9	7	0	.563	418	312	
Oakland	4	12	0	.250	290	383	

NFC EAST	Team	W	L	T	Pct	PF	PA
y-New York Giants	11	5	0	.688	422	314	
x-Washington	10	6	0	.625	359	293	
Dallas	9	7	0	.563	325	308	
Philadelphia	6	10	0	.375	310	388	

NFC NORTH	Team	W	L	T	Pct	PF	PA
yz-Chicago	11	5	0	.688	260	202	
Minnesota	9	7	0	.563	306	344	
Detroit	5	11	0	.313	254	345	
Green Bay	4	12	0	.250	298	344	

NFC SOUTH	Team	W	L	T	Pct	PF	PA
y-Tampa Bay	11	5	0	.688	300	274	
x-Carolina	11	5	0	.688	391	259	
Atlanta	8	8	0	.500	351	341	
New Orleans	3	13	0	.188	235	398	

NFC WEST	Team	W	L	T	Pct	PF	PA
*yz-Seattle	13	3	0	.813	452	271	
St. Louis	6	10	0	.375	363	429	
Arizona	5	11	0	.313	311	387	
San Francisco	4	12	0	.250	239	428	

x - Playoffs; y - Division Title; z - First-round Bye; * - Home-field Advantage

WILD CARD PLAYOFF GAMES

1/7 - Washington 17, at Tampa Bay 10
 1/7 - at New England 28, Jacksonville 3
 1/8 - Carolina 23, at New York Giants 0
 1/8 - Pittsburgh 31, at Cincinnati 17

DIVISIONAL PLAYOFF GAMES

1/14 - at Seattle 20, Washington 10
 1/14 - at Denver 27, New England 13
 1/15 - at Pittsburgh 21, at Indianapolis 18
 1/15 - Carolina 29, at Chicago 21

CONFERENCE CHAMPIONSHIPS

1/22 - Pittsburgh 34, at Denver 17
 1/22 - at Seattle 34, Carolina 14

SUPER BOWL XL (DETROIT)

2/5 - Pittsburgh 21, Seattle 10

Staff/Coaches: Foster, Foster, Bradburn 2021 Season History/Ressles Year-by-Year Stats Postseason Records Honors Miscellaneous

2004 FINAL STATISTICS (10-6)

Head Coach: Mike Shanahan AFC West: 2nd Home Stadium: INVESCO Field at Mile High

Date	W-L	Score	Opponent	Attendance	RUSHING	No.	Yds.	Avg.	Long	TD
Sept 12	W	34-24	Kansas City	75,939	Droughns	275	1240	4.5	511	6
Sept 19	L	6-7	at Jacksonville	69,127	Bell	75	396	5.3	29	3
Sept 26	W	23-13	San Diego	74,533	Griffin	85	311	3.7	471	2
Oct 3	W	16-13	at Tampa Bay	65,341	Plummer	62	202	3.3	22	1
Oct 10	W	20-17	Carolina	75,072	Hearst	20	81	4.1	11	1
Oct 17	W	31-3	at Oakland	62,507	Smith	5	33	6.6	14	0
Oct 25	L	10-23	at Cincinnati	65,806	Watts	5	33	6.6	10	0
Oct 31	L	28-41	Atlanta	75,083	Sapp	4	32	8.0	18	0
Nov 7	W	31-13	Houston	74,292	Lelie	3	5	1.7	8	0
Nov 21	W	34-13	at New Orleans	64,900	BRONCOS	534	2333	4.4	511	13
Nov 28	L	24-25	Oakland	75,936	OPPONENTS	396	1512	3.8	44	16
Dec 5	L	17-20	at San Diego	65,395	RECEIVING	No.	Yds.	Avg.	Long	TD
Dec 12	W	20-17	Miami	75,027	Smith	79	1144	14.5	851	7
Dec 19	L	17-45	at Kansas City	77,702	Lelie	54	1084	20.1	58	7
Dec 25	W	37-16	at Tennessee	68,809	Putzier	36	572	15.9	39	2
Jan 2	W	33-14	Indianapolis	75,149	Droughns	32	241	7.5	23	2
					Watts	31	385	12.4	28	1
					Carswell	22	198	9.0	20	1
					Griffin	10	68	6.8	22	1
					K. Johnson	9	126	14.0	31	2
					Jackson	8	73	9.1	20	0
					Hape	8	35	4.4	11	4
					Luke	6	52	8.7	12	0
					Bell	5	80	16.0	58	0
					Hearst	2	20	10.0	15	0
					Bailey	1	11	11.0	11	0
					BRONCOS	303	4089	13.5	851	27
					OPPONENTS	272	3213	11.8	711	17

TEAM STATISTICS	Den	Opp
TOTAL FIRST DOWNS	351	235
Rushing	127	83
Passing	184	130
Penalty	40	22
3RD DOWN: MADE/ATT	78/206	65/209
3rd Down Pct.	37.9	31.1
4TH DOWN: MADE/ATT	7/14	5/14
4th Down Pct.	50.0	35.7
POSSESSION AVG.	32:38	27:23
TOTAL NET YARDS	6332	4459
Avg. Per Game	395.8	278.7
Total Plays	1070	918
Avg. Per Play	5.9	4.9
NET YARDS RUSHING	2333	1512
Avg. Per Game	145.8	94.5
Total Rushes	534	396
NET YARDS PASSING	3999	2947
Avg. Per Game	249.9	184.2
Sacked/Yards Lost	15/90	38/266
Gross Yards	4089	3213
Att./Completions	521/303	484/272
Completion Pct.	58.2	56.2
Had Intercepted	20	12
PUNTS/AVERAGE	70/40.5	95/44.7
NET PUNTING AVG.	70/34.3	95/38.2
PENALTIES/YARDS	93/880	120/1062
FUMBLE/BALL LOST	23/9	24/8
TOUCHDOWNS	42	35
Rushing	13	16
Passing	27	17
Returns	2	2

SCORE BY PERIODS	1	2	3	4	OT	PTS
BRONCOS	102	138	50	91	0	381
OPPONENTS	68	121	67	48	0	304

SCORING	TD	Ru	Pa	Ret	PAT	FG	S	PTS
Elam	0	0	0	0	42/42	29/34	0	129
Droughns	8	6	2	0	0	0	0	48
Lelie	7	0	7	0	0	0	0	42
Smith	7	0	7	0	0	0	0	42
Hape	4	0	4	0	0	0	0	24
Bell	3	3	0	0	0	0	0	18
Griffin	3	2	1	0	0	0	0	18
K. Johnson	2	0	2	0	0	0	0	12
Putzier	2	0	2	0	0	0	0	12
Carswell	1	0	1	0	0	0	0	6
Hearst	1	1	0	0	0	0	0	6
E. Johnson	1	0	0	1	0	0	0	6
Plummer	1	1	0	0	0	0	0	6
Watts	1	0	1	0	0	0	0	6
Wilson	1	0	0	1	0	0	0	6
BRONCOS	42	13	27	2	42/42	29/34	0	381
OPPONENTS	35	16	17	2	31/32	21/26	0	304

2-PT. CONVERSIONS: BRONCOS 0-0, OPPONENTS 0-3

SACKS: Hayward 10.5, E. Johnson 3.0, Palepoi LG 3.0, Palepoi TM 3.0, Coleman 2.5, Fatafeh 2.5, Wilson 2.5, Ellis 2.0, K. Kennedy 2.0, Lynch 2.0, Williams 2.0, Chukwurah 1.0, Herndon 1.0, R. Johnson 1.0, Middlebrooks 1.0, Pope 1.0, Spragan 1.0, **BRONCOS 38.0, OPPONENTS 15.0**

PASSING	Att.	Comp.	Yds.	Comp.%	Yds/Att.	TD	TD%	Int	Int%	Long	Sack/Lost	Rating
Plummer	521	303	4089	58.2	7.85	27	5.2	20	3.8	851	15/90	84.5
BRONCOS	521	303	4089	58.2	7.85	27	5.2	20	3.8	851	15/90	84.5
OPPONENTS	484	272	3213	56.2	6.64	17	3.5	12	2.5	711	38/266	78.0

RECEIVING	No.	Yds.	Avg.	Long	TD
Smith	79	1144	14.5	851	7
Lelie	54	1084	20.1	58	7
Putzier	36	572	15.9	39	2
Droughns	32	241	7.5	23	2
Watts	31	385	12.4	28	1
Carswell	22	198	9.0	20	1
Griffin	10	68	6.8	22	1
K. Johnson	9	126	14.0	31	2
Jackson	8	73	9.1	20	0
Hape	8	35	4.4	11	4
Luke	6	52	8.7	12	0
Bell	5	80	16.0	58	0
Hearst	2	20	10.0	15	0
Bailey	1	11	11.0	11	0
BRONCOS	303	4089	13.5	851	27
OPPONENTS	272	3213	11.8	711	17

INTERCEPTIONS	No.	Yds.	Avg.	Long	TD
Bailey	3	0	0.0	0	0
Herndon	2	17	8.5	15	0
Wilson	2	17	8.5	10	1
Hayward	1	76	76.0	76	0
E. Johnson	1	32	32.0	321	1
K. Kennedy	1	21	21.0	21	0
Williams	1	10	10.0	10	0
Lynch	1	2	2.0	2	0
BRONCOS	12	175	14.6	76	2
OPPONENTS	20	344	17.2	97	1

PUNTING	No.	Yds.	Avg.	Net	TB	In20	Long	B
Knorr	54	2243	41.5	34.2	6	12	66	1
Baker LG	24	931	38.8	31.6	1	10	52	0
Baker TM	15	591	39.4	34.4	1	7	48	0
BRONCOS	70	2834	40.5	34.3	7	19	66	1
OPPONENTS	95	4250	44.7	38.2	11	36	65	0

PUNT RETURNS	No.	FC	Yds.	Avg.	Long	TD
Smith	22	8	223	10.1	30	0
Luke	19	8	135	7.1	21	0
Adams	2	1	42	21.0	39	0
BRONCOS	43	17	400	9.3	39	0
OPPONENTS	32	11	295	9.2	50	0

KICKOFF RETURNS	No.	Yds.	Avg.	Long	TD
R. Alexander	19	386	20.3	32	0
Luke	15	306	20.4	32	0
Droughns	14	344	24.6	48	0
Griffin	4	52	13.0	21	0
Sapp	1	34	34.0	34	0
BRONCOS	53	1122	21.2	48	0
OPPONENTS	68	1635	24.0	971	1

FIELD GOALS	1-19	20-29	30-39	40-49	50+
Elam	0/0	10/10	7/8	9/12	3/4
BRONCOS	0/0	10/10	7/8	9/12	3/4
OPPONENTS	0/0	6/6	7/8	3/5	5/7

ELAM: (43G,45G)(44G,22G,51N)(22G,23G,43G)(49G,50G,23G)(32G,33G)(33G)(49N,29G)(52G)(48G,34G)(32G,43B)(43N,31G)(20G,50G)(27G)(22G,34N, 22G,30G)(45G,23G,40G,40G)

OPPONENTS: (58N,50G)(23G,51G)(28G,30G)(53G, 52N)(35G)(53G, 34G,35G)(24G,43G,49N)(37N)(24G,36G)(48N)(23G,23G)(32G)(39G)(44G,43G,50G)

2004 DEFENSIVE STATS

(based on coaches' film review)

	TT	UT	A	S-YDS	I-YDS	PD	FF	FR
1 Williams	114	82	32	2-13	1-10	9	1	0
2 Wilson	109	73	36	2.5-20	2-17	4	2	0
3 Kennedy	90	73	17	2-15	1-21	6	2	1
4 Bailey	84	74	10	0-0	3-0	13	0	0
5 Herndon	77	64	13	1-5	2-17	20	3	1
6 Lynch	76	56	20	2-17	1-2	10	3	0
7 Spragan	65	40	25	1-1	0-0	3	1	1
8 Hayward	60	45	15	10.5-73.5	1-76	5	1	1
9 Coleman	46	29	17	2.5-14.5	0-0	1	1	1
10 Fatafeh	31	20	11	2.5-22	0-0	1	0	1
11 Pope	30	22	8	1-2	0-0	1	0	0
12 Palepoi	25	17	8	3-19	0-0	3	0	0
13 E. Johnson	24	16	8	3-26	1-32	1	0	0
14 Walls	21	18	3	0-0	0-0	2	1	0
15 R. Johnson	18	11	7	1-12	0-0	2	1	0
16 Middlebrooks	17	16	1	1-3	0-0	10	0	1
17 Ferguson	16	15	1	0-0	0-0	1	0	0
18 Ellis	6	6	0	2-11	0-0	0	0	0
R. Alexander	6	5	1	0-0	0-0	0	0	0
20 Chukwurah	4	3	1	1-12	0-0	1	1	0
21 Holland	2	2	0	0-0	0-0	1	0	0
Pryce	2	2	0	0-0	0-0	1	0	0
Pierce	2	0	2	0-0	0-0	0	0	0
TOTALS	925	689	236	38-266	12-175	95	17	7

2004 GAMES STARTED

OFFENSE		DEFENSE	
QB Plummer, Jake	16	DE Coleman, Marco	16
RB Droughns, Reuben	15	DE Hayward, Reggie	15
RB Griffin, Quentin	4	DE Johnson, Raylee	1
FB Johnson, Kyle	3	DE Pryce, Trevor	1
WR Lelie, Ashley	16	DT Fatafeh, Mario	16
WR Smith, Rod	16	DT Pope, Monsanto	15
WR Watts, Darius	2	LB Spragan, Donnie	14
TE Carswell, Dwayne	14	LB Williams, D.J.	14
TE Hape, Patrick	5	LB Wilson, Al	16
TE Puttizer, Jeb	5	CB Alexander, Roc	1
C Nalen, Tom	16	CB Bailey, Champ	16
T Foster, George	16	CB Herndon, Kelly	16
T Lepsis, Matt	16	CB Middlebrooks, Willie	2
G Neil, Dan	12	CB Walls, Lenny	1
G Hamilton, Ben	16	S Ferguson, Nick	1
G Carlisle, Cooper	3	S Kennedy, Kenoy	16
		S Lynch, John	15

2004 COACHES

Mike Shanahan (Head Coach), **Gary Kubiak** (Offensive Coordinator), **Larry Coryer** (Defensive Coordinator), **Ronnie Bradford** (Special Teams), **Jacob Burney** (Defensive Line), **Troy Calhoun** (Offensive Asst./Special Teams), **Rick Dennison** (Offensive Line), **Kirk Doll** (Assistant Defensive Backs), **David Gibbs** (Defensive Backs - through 11/10), **Pat McPherson** (Quarterbacks), **Keith Millard** (Asst. Defensive Line/Pass Rush Specialist), **Brian Pariani** (Tight Ends), **Greg Saporta** (Asst. Strength & Conditioning), **Cedric Smith** (Asst. Strength & Conditioning), **Jimmy Spencer** (Defensive Backs), **Bobby Turner** (Running Backs), **Rich Tuten** (Strength & Conditioning), **Steve Watson** (Wide Receivers).

2004 LEADERS / RANKINGS

INDIVIDUAL	PLAYER	NO.	AFC RANK	NFL RANK	NFL LEADER	NO.
Points	Elam	129	2	2	Vinateri (NE)	141
Rushing Yards	Droughns	1,240	6	9	Martin (NYJ)	1,679
Passing Yards	Plummer	4,089	3	4	Culpepper (MIN)	4,717
Passer Rating	Plummer	84.5	8	15	Manning (IND)	121.1
Receiving Yards	Smith	1,144	7	16	Muhammad (CAR)	1,405
Receptions	Smith	79	9	20†	Mason (TEN)	92
Interceptions	Bailey	3	26†	48†	Reed (BAL)	9
Sacks	Hayward	10.5	3†	13†	Freney (IND)	16.0

OFFENSE	NO.	AFC RANK	NFL RANK	NFL LEADER	NO.
Points Per Game	23.8	6	9	Indianapolis	32.6
Total Yards Per Game	395.8	3	5	Kansas City	418.4
Yards Per Play	5.9	3	5†	Indianapolis	6.7
Rushing Yards Per Game	145.8	3	4	Atlanta	167.0
Net Passing Yards Per Game	249.8	3	6	Indianapolis	288.9

DEFENSE	NO.	AFC RANK	NFL RANK	NFL LEADER	NO.
Points Per Game	18.6	7	10	Pittsburgh	14.6
Total Yards Per Game	278.7	3	4	Pittsburgh	258.4
Yards Per Play	4.9	5	7	Buffalo	4.3
Rushing Yards Per Game	94.5	3	4	Pittsburgh	81.2
Net Passing Yards Per Game	184.2	5	6	Miami	162.0

2004 KEY AWARDS

Pro Bowl (2): CB Champ Bailey, S John Lynch. **AP All-Pro (1):** CB Champ Bailey (first team).

2004 NFL STANDINGS

AFC EAST	Team	W	L	T	Pct	PF	PA
yz-New England	14	2	0	0	.875	437	260
x-New York Jets	10	6	0	0	.625	333	261
Buffalo	9	7	0	0	.563	395	284
Miami	4	12	0	0	.250	275	354

AFC NORTH	Team	W	L	T	Pct	PF	PA
*yz-Pittsburgh	15	1	0	0	.938	372	251
Baltimore	9	7	0	0	.563	317	268
Cincinnati	8	8	0	0	.500	374	372
Cleveland	4	12	0	0	.250	276	390

AFC SOUTH	Team	W	L	T	Pct	PF	PA
y-Indianapolis	12	4	0	0	.750	522	351
Jacksonville	9	7	0	0	.563	261	280
Houston	7	9	0	0	.438	309	339
Tennessee	5	11	0	0	.313	344	439

AFC WEST	Team	W	L	T	Pct	PF	PA
y-San Diego	12	4	0	0	.750	446	313
x-Denver	10	6	0	0	.625	381	304
Kansas City	7	9	0	0	.438	483	435
Oakland	5	11	0	0	.313	320	442

NFC EAST	Team	W	L	T	Pct	PF	PA
*yz-Philadelphia	13	3	0	0	.813	386	260
Dallas	6	10	0	0	.375	293	405
New York Giants	6	10	0	0	.375	303	347
Washington	6	10	0	0	.375	240	265

NFC NORTH	Team	W	L	T	Pct	PF	PA
y-Green Bay	10	6	0	0	.625	424	380
x-Minnesota	8	8	0	0	.500	405	395
Detroit	6	10	0	0	.375	296	350
Chicago	5	11	0	0	.313	231	331

NFC SOUTH	Team	W	L	T	Pct	PF	PA
yz-Atlanta	11	5	0	0	.688	340	337
New Orleans	8	8	0	0	.500	348	405
Carolina	7	9	0	0	.438	355	339
Tampa Bay	5	11	0	0	.313	301	304

NFC WEST	Team	W	L	T	Pct	PF	PA
y-Seattle	9	7	0	0	.563	371	373
x-St. Louis	8	8	0	0	.500	319	392
Arizona	6	10	0	0	.375	284	322
San Francisco	2	14	0	0	.125	259	452

x - Playoffs; y - Division Title; z - First-round Bye; * - Home-field Advantage

WILD CARD PLAYOFF GAMES

1/8 - St. Louis 27, at Seattle 20
 1/8 - New York Jets 20, at San Diego 17
 1/9 - at Indianapolis 49, Denver 24
 1/9 - Minnesota 31, at Green Bay 17

DIVISIONAL PLAYOFF GAMES

1/15 - at Pittsburgh 20, New York Jets 17
 1/15 - at Atlanta 47, St. Louis 17
 1/16 - at Philadelphia 27, Minnesota 14
 1/16 - at New England 20, Indianapolis 3

CONFERENCE CHAMPIONSHIPS

1/23 - at Philadelphia 27, Atlanta 10
 1/23 - New England 41, at Pittsburgh 27

SUPER BOWL XXXIX (JACKSONVILLE, FLA.)

2/6 - New England 24, Philadelphia 21

2003 FINAL STATISTICS (10-6)

Head Coach: Mike Shanahan AFC West: 2nd Home Stadium: INVESCO Field at Mile High

Date	W-L	Score	Opponent	Attendance	RUSHING	No.	Yds.	Avg.	Long	TD
Sept 7	W	30-10	at Cincinnati	63,820	Portis	230	1591	5.5	65t	14
Sept 14	W	37-13	at San Diego	65,445	Griffin	94	345	3.7	23	0
Sept 22	W	31-10	Oakland	76,753	Anderson	70	257	3.7	44	3
Sept 28	W	20-16	Detroit	75,719	Plummer	37	205	5.5	40	3
Oct 5	L	23-24	at Kansas City	78,903	Smith	10	98	9.8	26	0
Oct 12	W	17-14	Pittsburgh	75,974	Lelie	8	43	5.4	13	0
Oct 19	L	20-28	at Minnesota	64,381	Sapp	12	31	2.6	5	0
Oct 26	L	6-26	at Baltimore	69,721	Droughns	6	14	2.3	12	0
Nov 3	L	26-30	New England	76,203	Beuerlein	5	13	2.6	7	0
Nov 16	W	37-8	San Diego	75,217	Madise	1	10	10.0	10	0
Nov 23	L	10-19	Chicago	75,540	Jackson	1	9	9.0	9	0
Nov 30	W	22-8	at Oakland	57,201	Cole	2	8	4.0	8	0
Dec 7	W	45-27	Kansas City	76,403	Kanell	6	5	0.8	9	0
Dec 14	W	23-20	Cleveland (OT)	75,358	O'Neal	1	0	0.0	0	0
Dec 21	W	31-17	at Indianapolis	57,149	BRONCOS	543	2629	4.8	65t	20
Dec 28	L	3-31	at Green Bay	70,299	OPPONENTS	379	1605	4.2	98t	11

TEAM STATISTICS				Den	Opp	RECEIVING					
TOTAL FIRST DOWNS				334	241	No.	Yds.	Avg.	Long	TD	
Rushing				133	77	Smith	74	845	11.4	38	3
Passing				162	141	Sharpe	62	770	12.4	28	8
Penalty				39	23	Portis	38	314	8.3	72	0
3RD DOWN: MADE/ATT				82/211	61/207	Lelie	37	628	17.0	60	2
3rd Down Pct.				38.9	29.5	Anderson	19	195	10.3	23	0
4TH DOWN: MADE/ATT				3/13	12/25	Droughns	12	53	4.4	18	2
4th Down Pct.				23.1	48.0	Griffin	9	87	9.7	15	2
POSSESSION AVG.				33:53	26:07	D. Carswell	6	53	8.8	19	1
TOTAL NET YARDS				5598	4433	Putzier	4	34	8.5	13	0
Avg. Per Game				349.9	277.1	Cole	3	36	12.0	18	0
Total Plays				1047	910	Hape	3	30	10.0	12	0
Avg. Per Play				5.3	4.9	Madise	2	10	5.0	5	0
NET YARDS RUSHING				2629	1605	O'Neal	2	4	2.0	3	0
Avg. Per Game				164.3	100.3	Carlisle	1	6	6.0	6t	1
Total Rushes				543	379	BRONCOS	280	3126	11.2	72	19
NET YARDS PASSING				2969	2828	OPPONENTS	265	3049	11.5	66t	17
Avg. Per Game				185.6	176.8						
Sacked/Yards Lost				25/157	36/221						
Gross Yards				3126	3049						
Att./Completions				479/280	495/265						
Completion Pct.				58.5	53.5						
Had Intercepted				18	9						
PUNTS/AVERAGE				70/42.0	85/43.1						
NET PUNTING AVG.				70/32.2	85/35.5						
PENALTIES/YARDS				107/922	137/1031						
FUMBLES/BALL LOST				24/6	27/11						
TOUCHDOWNS				42	32						
Rushing				20	11						
Passing				19	17						
Returns				3	4						

SCORE BY PERIODS										
	1	2	3	4	OT	PTS				
BRONCOS	110	122	74	72	3	381				
OPPONENTS	63	87	45	106	0	301				

SCORING										
	TD	Ru	Pa	Ret	PAT	FG	S	PTS		
Portis	14	14	0	0	39/39	27/31	0	120		
Sharpe	8	0	8	0			0	86		
Anderson	5	3	2	0			0	30		
Smith	4	0	3	1			0	24		
Plummer	3	3	0	0			0	18		
Droughns	2	0	2	0			0	12		
Lelie	2	0	2	0			0	12		
Carlisle	1	0	1	0			0	6		
Carswell	1	0	1	0			0	6		
Gold	1	0	0	1			0	6		
O'Neal	1	0	0	1			0	6		
Knorr	0	0	0	0	2/2	1/1	0	5		
TEAM	0	0	0	0	0/0	0/0	1	2		
BRONCOS	42	20	19	3	41/41	28/32	1	381		
OPPONENTS	32	11	17	4	28/29	25/28	1	301		

2-PT. CONVERSIONS: Portis, BRONCOS 1-1, OPPONENTS 2-3										
BRONCOS	1-19	20-29	30-39	40-49	50+					
Elam	0/0	10/11	6/6	9/11	2/2					
Knorr	0/0	1/1	0/0	0/0	0/0					
BRONCOS	0/0	11/12	6/6	9/11	2/3					
OPPONENTS	1/1	10/10	4/5	8/10	2/2					

SACKS: Berry 11.5, Hayward 8.5, Pryce 8.5, Fatafahi 2.5, Ferguson 1.0, Kennedy 1.0, Pope 1.0, Wilson 1.0, Team 1.0, **BRONCOS 36.0, OPPONENTS 25.0**

ELAM: (51G,27G,39G)(30G,45G,34G)(20G)(37G,41G)(48G,29G,21G,53N)(47G)(46G,46G)(28G,22G)(44N,43G)(42G,22G,29N)(40N,25G)(1)(47G)(51G,36G,25G)(24G)(31G) **KNORR:** (0)(0)(0)(0)(0)(27G)(0)(0)(0)(0)

OPPONENTS: (26G)(19G,25G)(41G)(53G)(23G)(24G,26G)(1)(45N,25G,39G,22G,29G)(40G,46G,28G)(0)(33G,23G,54G,47G)(46G,48G)(0)(38N,39G,48G)(40G)(33G,40N)

PASSING	Att.	Comp.	Yds.	Comp.%	Yds/Att.	TD	TD%	Int	Int%	Long	Sack/Lost	Rating
Plummer	302	189	2182	62.6	7.23	15	5.0	7	2.3	60	14/73	91.2
Kanell	103	53	442	51.5	4.29	2	1.9	5	4.9	26	2/24	49.1
Beuerlein	63	33	389	52.4	6.17	2	3.2	5	7.9	38	9/60	49.0
J. Jackson	9	4	41	44.4	4.56	0	0.0	1	11.1	16	0/0	18.5
Knorr	1	0	0	0.0	0.00	0	0.0	0	0.0	0	0/0	39.6
Smith	1	1	72	100.0	72.00	0	0.0	0	0.0	72	0/0	118.8
BRONCOS	479	280	3126	58.5	6.53	19	4.0	18	3.8	72	25/157	75.6
OPPONENTS	495	265	3049	53.5	6.16	17	3.4	9	1.8	66t	36/221	76.2

2003 DEFENSIVE STATS

(based on coaches' film review)

	TT	UT	A	S-YDS	Y-YDS	PD	FF	FR
1 Wilson	128	99	29	1-5	0-0	7	0	2
2 K. Herndon	78	65	13	0-0	3-19	14	2	0
3 Spragan	76	56	20	0-0	0-0	6	0	1
4 Ferguson	72	58	14	1-13	0-0	3	2	0
5 Walls	68	58	10	0-0	1-0	20	1	1
6 Kennedy	65	51	14	1-0	1-0	11	1	2
Berry	65	40	25	11.5-52	0-0	4	3	1
8 Sykes	64	49	15	0-0	0-0	0	1	0
9 Brandon	57	44	13	0-0	1-0	6	0	0
10 Pryce	51	41	10	8.5-58.5	0-0	0	2	1
11 Mobley	46	32	14	0-0	0-0	3	0	0
12 Hayward	44	32	12	8.5-47	0-0	5	2	2
Fatafehi	44	29	15	2.5-14.5	0-0	2	1	0
14 Holland	42	22	20	0-0	0-0	3	0	0
15 Gold	39	34	5	0-0	2-14	6	0	0
16 Pope	26	16	10	1-14	0-0	1	1	0
17 O'Neal	22	19	3	0-0	1-6	2	0	0
18 Davis	19	11	8	0-0	0-0	1	1	0
19 Gardener	15	10	5	0-0	0-0	0	0	0
20 Spencer	11	10	1	0-0	0-0	4	0	0
21 Burns	4	4	0	0-0	0-0	0	0	0
22 Pierce	3	2	1	0-0	0-0	0	0	0
Middlebrooks	3	3	0	0-0	0-0	1	0	0
24 McNeil	1	1	0	0-0	0-0	0	0	0
Young	1	1	0	0-0	0-0	0	0	0
Rutledge	1	0	1	0-0	0-0	0	0	0
27 Team	0	0	0	1-0	0-0	0	0	0
TOTALS	1,045	787	258	36-204	9-39	99	17	10

2003 GAMES STARTED

OFFENSE

QB Beuerlein, Steve	2
QB Jackson, Jarious	1
QB Kanell, Danny	2
QB Plummer, Jake	11
RB Anderson, Mike	5
RB Droughns, Reuben	4
RB Griffin, Quentin	1
RB Portis, Clinton	13
WR Lelle, Ashley	10
WR McCaffrey, Ed	7
WR Smith, Rod	15
TE Carswell, Dwayne	10
TE Sharpe, Shannon	15
C Nalen, Tom	16
T Brockermyer, Blake	2
T Lepsis, Matt	16
T Salaam, Ephraim	14
G Carlisle, Cooper	2
G Hamilton, Ben	16
G Neil, Dan	14

DEFENSE

DE Berry, Bertrand	16
DE Hayward, Reggie	2
DE Pryce, Trevor	16
DT Fatafehi, Mario	9
DT Gardener, Daryl	12
DT Holland, Darius	2
LB Griffin, Quentin	5
LB Gold, Ian	6
LB Mobley, John	7
LB Spragan, Dominic	8
LB Sykes, Jason	8
LB Wilson, Al	16
CB Herndon, Kelly	11
CB O'Neal, Delta	6
CB Spencer, Jimmy	2
CB Walls, Lenny	16
S Brandon, Sam	10
S Ferguson, Nick	10
S Kennedy, Kenoy	12

2003 COACHES

Mike Shanahan (Head Coach), Gary Kubiak (Offensive Coordinator), Larry Coyer (Defensive Coordinator), Ronnie Bradford (Special Teams Asst.), Jacob Burns (Defensive Line), Frank Bush (Special Teams), Troy Calhoun (Defensive Asst.), Rick Dennison (Offensive Line), Alex Gibbs (Asst. Head Coach/Offensive Line), David Gibbs (Secondary), Pat McPherson (Quarterbacks), Keith Millard (Asst. Defensive Line/Pass Rush Specialist), Brian Pariani (Tight Ends), Greg Saporita (Strength & Conditioning), Cedric Smith (Asst. Strength & Conditioning), Jimmy Spencer (Player/Asst. Defensive Backs), Bobby Turner (Running Backs), Rich Tutten (Strength & Conditioning), Steve Watson (Wide Receivers).

2003 LEADERS / RANKINGS

INDIVIDUAL	PLAYER	NO.	AFK RANK	NFL RANK	NFL LEADER	NO.
Points	Elam	120	5	71	Wilkins (STL)	163
Rushing Yards	Portis	1,591	3	5	Lewis (BAL)	2,066
Passing Yards	Plummer	2,182	9	26	Manning (IND)	4,047
Passer Rating	Plummer	91.2	4	5	McNair (TEN)	100.4
Receiving Yards	Smith	845	13	25	Holt (STL)	1696
Receptions	Smith	74	71	161	Holt (STL)	117
Interceptions	Herndon	3	191	401	Parrish (SF)/Russell (MIN)	9
Sacks	Berry	11.5	51	91	Strahan (WVG)	18
OFFENSE	NO.	AFK RANK	NFL RANK	NFL LEADER	NO.	
Points Per Game	23.8	5	10	Kansas City	30.3	
Total Yards Per Game	349.9	3	7	Minnesota	393.4	
Yards Per Play	5.5	4	8	Minnesota	6.2	
Rushing Yards Per Game	164.3	2	2	Baltimore	166.8	
Net Passing Yards Per Game	185.6	10	22	Indianapolis	261.2	
DEFENSE	NO.	AFK RANK	NFL RANK	NFL LEADER	NO.	
Points Per Game	18.8	6	9	New England	14.9	
Total Yards Per Game	277.1	3	4	Dallas	253.5	
Yards Per Play	5.1	6	9	Baltimore	4.4	
Rushing Yards Per Game	100.3	6	7	Tennessee	80.9	
Passing Yards Per Game	176.8	4	6	Dallas	164.4	

2003 KEY AWARDS

Pro Bowl (3): C Tom Nalen, RB Clinton Portis, LB Al Wilson. **AP All-Pro (1):** C Tom Nalen (first team). **NFL Alumni Offensive Lineman of the Year:** C Tom Nalen.

2003 NFL STANDINGS

AFK EAST

Team	W	L	T	Pct	PF	PA
*yz-New England	14	2	0	.875	348	238
Miami	10	6	0	.625	311	261
Buffalo	6	10	0	.375	243	279
New York Jets	6	10	0	.375	283	299

AFK NORTH

Team	W	L	T	Pct	PF	PA
y-Baltimore	10	6	0	.625	391	281
Cincinnati	8	8	0	.500	346	384
Pittsburgh	6	10	0	.375	300	327
Cleveland	5	11	0	.313	254	322

AFK SOUTH

Team	W	L	T	Pct	PF	PA
y-Indianapolis	12	4	0	.750	447	336
x-Tennessee	12	4	0	.750	435	324
Houston	5	11	0	.313	255	380
Jacksonville	5	11	0	.313	276	331

AFK WEST

Team	W	L	T	Pct	PF	PA
yz-Kansas City	13	3	0	.813	484	332
x-Denver	10	6	0	.625	381	301
Oakland	4	12	0	.250	270	379
San Diego	4	12	0	.250	313	441

NFC EAST

Team	W	L	T	Pct	PF	PA
*yz-Philadelphia	12	4	0	.750	374	287
x-Dallas	10	6	0	.625	289	260
Washington	5	11	0	.313	287	372
New York Giants	4	12	0	.250	243	387

NFC NORTH

Team	W	L	T	Pct	PF	PA
y-Green Bay	10	6	0	.625	442	307
Minnesota	9	7	0	.563	416	353
Chicago	7	9	0	.438	283	346
Detroit	5	11	0	.313	270	379

NFC SOUTH

Team	W	L	T	Pct	PF	PA
y-Carolina	11	5	0	.688	325	304
New Orleans	8	8	0	.500	340	326
Tampa Bay	7	9	0	.438	301	264
Atlanta	5	11	0	.313	299	422

NFC WEST

Team	W	L	T	Pct	PF	PA
yz-St. Louis	12	4	0	.750	447	328
x-Seattle	10	6	0	.625	404	327
San Francisco	7	9	0	.438	384	337
Arizona	4	12	0	.250	225	452

x - Playoffs; y - Division Title; z - First-round Bye; * - Home-field Advantage

WILD CARD PLAYOFF GAMES

1/3 - Tennessee 20, Baltimore 17
 1/3 - Carolina 29, Dallas 10
 1/4 - Green Bay 33, Seattle 27 (OT)
 1/4 - Indianapolis 41, Denver 10

DIVISIONAL PLAYOFF GAMES

1/10 - Carolina 29, St. Louis 23 (2 OT)
 1/10 - New England 17, Tennessee 14
 1/11 - Indianapolis 38, Kansas City 31
 1/11 - Philadelphia 20, Green Bay 17 (OT)

CONFERENCE CHAMPIONSHIPS

1/18 - Carolina 14, Philadelphia 3
 1/18 - New England 24, Indianapolis 14

SUPER BOWL XXXVIII (HOUSTON)

2/1 - New England 32, Carolina 29

2002 FINAL STATISTICS (9-7)

Head Coach: Mike Shanahan AFC West: 2nd Home Stadium: INVESCO Field at Mile High

Date	W-L	Score	Opponent	Attendance	RUSHING	No.	Yds.	Avg.	Long	TD
Sept 8	W	23-16	St. Louis	75,710	Portis	273	1508	5.5	59	15
Sept 15	W	24-14	at San Francisco	67,685	Anderson	84	386	4.6	32	2
Sept 22	W	28-23	Buffalo	75,359	Gary	37	147	4.0	26	1
Sept 30	L	23-34	at Baltimore	69,538	Griese	37	107	2.9	13	1
Oct 6	W	26-9	San Diego	75,065	Lelie	4	40	10.0	24	0
Oct 13	L	22-24	Miami	75,941	Montgomery	4	27	6.8	28	0
Oct 20	W	37-34	at Kansas City (OT)	78,446	McCaffrey	2	22	11.0	17	0
Oct 27	W	24-16	at New England	68,436	Droughns	4	11	2.8	9	1
Nov 11	L	10-34	Oakland	76,643	Beuerlein	5	9	1.8	8	1
Nov 17	W	31-9	at Seattle	65,495	R. Smith	6	9	1.5	9	0
Nov 24	L	20-23	Indianapolis (OT)	75,075	Rouen TM	1	0	0.0	0	0
Dec 1	L	27-30	at San Diego (OT)	66,357	Knorr LG	1	-10	-10.0	-10	0
Dec 8	L	13-19	at New York Jets	78,521	BRONCOS	457	2266	5.0	59	21
Dec 15	W	31-24	Kansas City	75,947	OPPONENTS	379	1489	3.9	76	21
Dec 22	L	16-28	at Oakland	62,592	RECEIVING	No.	Yds.	Avg.	Long	TD
Dec 29	W	37-7	Arizona	75,164	R. Smith	89	1027	11.5	46	5

TEAM STATISTICS		Den	Opp
TOTAL FIRST DOWNS			
Rushing		125	100
Passing		199	176
Penalty		33	22
3RD DOWN: MADE/ATT		77/202	97/220
3rd Down Pct.		38.1	44.1
4TH DOWN: MADE/ATT		16/23	3/6
4th Down Pct.		69.6	50.0
POSSESSION AVG.		30:29	29:31
TOTAL NET YARDS		6090	4826
Avg. Per Game		380.6	301.6
Total Plays		1057	985
Avg. Per Play		5.8	4.9
NET YARDS RUSHING			
Avg. Per Game		2266	1489
Total Rushes		41.6	93.1
NET YARDS PASSING			
Avg. Per Game		457	379
Sacked/Yards Lost		3824	3337
Gross Yards		239.0	208.6
Att./Completions		46/315	40/251
Completion Pct.		4139	3588
Had Intercepted		554/359	566/360
PUNTS/AVERAGE		64.8	63.6
NET PUNTING AVG.		55/39.0	77/40.9
PENALTIES/YARDS		55/32.8	77/34.8
FUMBLES/BALL LOST		104/877	99/829
TOUCHDOWNS		21/7	23/13
Rushing		45	39
Passing		21	15
Returns		3	3

SCORE BY PERIODS		1	2	3	4	OT	PTS
BRONCOS		70	93	93	133	3	392
OPPONENTS		34	126	76	102	6	344

SCORING	TD	Ru	Pa	Ret	PAT	FG	S	PTS
Elam	0	0	0	0	42/43	26/36	0	120
Portis	17	15	2	0	0/0	0/0	0	102
R. Smith	5	0	5	0	0/0	0/0	0	30
Anderson	4	2	2	0	0/0	0/0	0	24
Sharpe	3	0	3	0	0/0	0/0	0	18
Droughns	2	1	1	0	0/0	0/0	0	12
Hape	2	0	2	0	0/0	0/0	0	12
Lelie	2	0	2	0	0/0	0/0	0	12
McCaffrey	2	0	2	0	0/0	0/0	0	12
O'Neal	2	0	2	0	0/0	0/0	0	12
Beuerlein	1	1	0	0	0/0	0/0	0	6
Carswell	1	0	1	0	0/0	0/0	0	6
Gary	1	1	0	0	0/0	0/0	0	6
Griese	1	1	0	0	0/0	0/0	0	6
McGlockton	1	0	1	0	0/0	0/0	0	6
Montgomery	1	0	1	0	0/0	0/0	0	6
TEAM	0	0	0	0	0/0	0/0	1	2
BRONCOS	45	21	21	3	42/43	26/36	1	392
OPPONENTS	39	21	15	3	33/34	25/32	0	344

2-PT. CONVERSIONS: BRONCOS 0-2, OPPONENTS 1-5

SACKS: Pryce 9.0, Berry, 6.5, Gold, 6.5, Wilson 5.0, Pope 4.0, McGlockton 2.5, Dalton 1.0, Mobley 1.0, Poole 1.0, Reagor 1.0, Reese 0.5, **BRONCOS 40.0, OPPONENTS 46.0**

PASSING	Att.	Comp.	Yds.	Comp.%	Yds/Att.	TD	TD%	Int	Int%	Long	Sack/Lost	Rating
Griese	436	291	3214	66.7	7.37	15	3.4	15	3.4	82t	34/237	85.6
Beuerlein	117	68	925	58.1	7.91	6	5.1	5	4.3	52t	12/78	82.7
Smith	1	0	0	0.0	0.0	0	0.0	0	0.0	0	0/0	39.6
BRONCOS	554	359	4139	64.8	7.47	21	3.8	20	3.6	82t	46/315	84.8
OPPONENTS	566	360	3588	63.6	6.34	15	2.7	9	1.6	75t	40/251	83.7

INTERCEPTIONS	No.	Yds.	Avg.	Long	TD
O'Neal	5	70	14.0	28t	2
Reagor	1	31	31.0	31	0
Walker	1	8	8.0	8	0
K. Herndon	1	0	0.0	0	0
Washington	1	-2	-2.0	-2	0
BRONCOS	9	107	11.9	31	2
OPPONENTS	20	310	15.5	98t	2

PUNTING	No.	Yds.	Avg.	Net	TB	In 20	Long	B
Knorr LG	71	2834	39.9	34.8	6	19	59	0
Knorr TM	24	906	37.8	34.1	2	8	59	0
Rouen TM	29	1239	42.7	31.7	4	6	63	2
BRONCOS	55	2145	39.0	32.8	6	14	63	2
OPPONENTS	77	3153	40.9	34.8	10	23	70	2

PUNT RETURNS	No.	FC	Yds.	Avg.	Long	TD
O'Neal	30	7	251	8.4	53	0
Poole	4	0	24	6.0	16	0
BRONCOS	34	7	275	8.1	53	0
OPPONENTS	23	10	223	9.7	40	0

KICKOFF RETURNS	No.	Yds.	Avg.	Long	TD
Droughns	20	516	25.8	53	0
Kasper TM	15	393	26.2	56	0
Montgomery	15	370	24.7	40	0
Reagor	4	74	18.5	25	0
Anderson	2	39	19.5	23	0
Carswell	2	14	7.0	14	0
Coleman	1	6	6.0	6	0
Gary	1	13	13.0	13	0
Hape	1	16	16.0	16	0
O'Neal	1	15	15.0	15	0
BRONCOS	62	1456	23.5	56	0
OPPONENTS	81	1781	22.0	66	0

FIELD GOALS	1-19	20-29	30-39	40-49	50+
Elam	1/1	9/9	7/9	5/11	4/6
BRONCOS	1/1	9/9	7/9	5/11	4/6
OPPONENTS	0/0	8/8	5/7	8/13	4/4

ELAM: (41G,34G,32G)(28G)(49N)(40G,57N,44N)(36G,43B)(33G,52G,23G,40G,55G)(32G,33G,25G)(48N,19G,39N)(27G)(40N,45G)(154G,24G,53N)(22G,23G,33N,46N)(30G)(25G)(44G,54G,21G)

OPPONENTS: (41G,43G,39N,39G)(1)(38G)(23G,41G)(24G)(48N,53G)(41G,32G,43N)(26G)(47G,32G)(52G,37G,29G)(41G,54G,51G)(42N,20G,40G,49N,38B,27G)(43G,21G)(43N,21G)(1)

2002 DEFENSIVE STATS

(based on coaches' film review)

	TT	UT	A	S-YDS	I-YDS	PD	FF	FR
1 Wilson	199	158	41	5-35	0-0	4	1	2
2 Gold	166	130	36	6.5-34	0-0	5	3	1
3 Mobley	142	106	36	1-9	0-0	7	1	2
4 Kennedy	98	72	26	0-0	0-0	8	0	0
5 Walker	69	60	9	0-0	1-8	14	0	0
6 O'Neal	68	59	9	0-0	5-70	15	0	0
7 McGlockton	63	42	21	2.5-12	0-0	3	0	1
8 Pryce	61	51	10	9-68.0	0-0	1	1	1
9 Reese	58	48	10	0.5-6	0-0	5	1	0
10 Poole	55	51	4	1-6	0-0	10	1	0
11 Pittman	50	39	11	0-0	0-0	0	1	0
12 Dalton	39	33	6	1-13.0	0-0	1	1	0
13 Reagor	24	16	8	1-9.0	1-31	1	0	0
14 Pope	22	19	3	4-16.0	0-0	1	0	0
15 Brandon	18	16	2	0-0	0-0	2	1	1
16 Berry	14	12	2	6.5-30.0	0-0	2	2	0
17 Washington	13	9	4	0-0	1-2	1	0	0
18 Hayward	10	7	3	0-0	0-0	0	0	0
19 Spencer	4	4	0	0-0	0-0	1	0	0
20 Team	2	2	0	2-13.0	0-0	0	0	0
21 Burns	1	1	0	0-0	0-0	0	0	0
22 K. Herndon	0	0	0	0-0	1-0	1	0	0
TOTALS	1,176	935	241	40-251	9-107	82	11	10

2002 GAMES STARTED

OFFENSE		DEFENSE	
QB Beuerlein, Steve	3	DE Berry, Bertrand	1
QB Griese, Brian	13	DE Pittman, Kavika	15
RB Anderson, Mike	12	DE Pryce, Trevor	16
RB Gary, Olandis	2	DT Dalton, Lionel	13
RB Portis, Clinton	12	DT McGlockton, Chester	15
WR Lelie, Ashley	1	DT Pope, Monsanto	1
WR McCaffrey, Ed	16	DT Reagor, Montae	1
WR Smith, Rod	16	LB Burns, Keith	1
TE Carswell, Dwayne	7	LB Gold, Ian	16
TE Putzler, Jeb	1	LB Mobley, John	16
TE Sharpe, Shannon	13	LB Wilson, Al	15
C Nalen, Tom	7	CB O'Neal, Dettha	14
G Hamilton, Ben	16	CB Poole, Tyrone	4
T Brockermeyer, Blake	1	CB Walker, Denard	16
T Lepsis, Matt	15	S Brandon, Sam	2
T Salaam, Ephraim	16	S Kennedy, Kenoy	15
G Herndon, Steve	9	S Reese, Izell	15
G Neil, Dan	16		

2002 COACHES

Mike Shanahan (Head Coach), **Jacob Burney** (Defensive Line), **Frank Bush** (Special Teams), **Larry Coyer** (Linebackers), **Rick Dennison** (Offensive Line), **Karl Dorrell** (Wide Receivers), **George Dyer** (Asst. to Head Coach), **Alex Gibbs** (Assistant Head Coach/Off. Line), **David Gibbs** (Secondary), **Gary Kubiak** (Off. Coord./QB's), **Anthony Lynn** (Special Teams Assistant), **Pat McPherson** (Off. Asst.), **Keith Millard** (Asst. Def. Line/Pass Rush Spec.), **Ron Milus** (Nickel Backs), **Brian Pariani** (Tight Ends), **Ray Rhodes** (Def. Coordinator), **Greg Saporta** (Asst. Strength & Cond.), **Cedric Smith** (Asst. Strength & Cond.), **Bobby Turner** (Running Backs), **Rich Tuten** (Strength & Conditioning), **Steve Watson** (Def. Asst.).

2002 LEADERS / RANKINGS

INDIVIDUAL	PLAYER	NO.	AFC RANK	NFL RANK	NFL LEADER	NO.
Points	Elam	120	3	7	Holmes (KC)	144
Rushing Yards	Portis	1,508	4	4	Williams (MIA)	1,853
Passing Yards	Griese	3,214	8	12	Gannon (OAK)	4,689
Passer Rating	Griese	85.6	8	15	Pennington (NYJ)	104.2
Receiving Yards	R. Smith	1,027	9t	19t	Harrison (IND)	1,722
Receptions	R. Smith	89	8t	12t	Harrison (IND)	143
Interceptions	O'Neal	5	7t	10	Kelly (TB/Woodson (OAK))	8
Sacks	Pryce	9.0	7t	18t	Taylor (MIA)	18.5

OFFENSE	NO.	AFC RANK	NFL RANK	NFL LEADER	NO.
Points Per Game	24.5	3	7	Kansas City	29.2
Total Yards Per Game	380.6	2	3	Oakland	389.8
Yards Per Play	5.8	3	3	Kansas City	6.2
Rushing Yards Per Game	141.6	3	5	Minnesota	158.7
Net Passing Yards Per Game	239.0	5	8	Oakland	279.7

DEFENSE	NO.	AFC RANK	NFL RANK	NFL LEADER	NO.
Points Per Game	21.5	8	15	Tampa Bay	12.3
Total Yards Per Game	301.6	2	6	Tampa Bay	252.8
Yards Per Play	4.9	2	7	Tampa Bay	4.2
Rushing Yards Per Game	83.1	4	4	Pittsburgh	85.9
Net Passing Yards Per Game	208.6	9	17	Tampa Bay	155.6

2002 KEY AWARDS

Pro Bowl (2): DE Trevor Pryce, LB Al Wilson. **AP NFL Offensive Rookie of the Year:** RB Clinton Portis.

2002 NFL STANDINGS

AFC EAST	Team	W	L	T	Pct	PF	PA
y-New York Jets	9	7	0	.562	359	336	
New England	9	7	0	.562	381	346	
Miami	9	7	0	.562	378	301	
Buffalo	8	8	0	.500	379	397	

AFC NORTH	Team	W	L	T	Pct	PF	PA
y-Pittsburgh	10	5	1	.666	390	345	
x-Cleveland	9	7	0	.562	344	320	
Baltimore	7	9	0	.438	316	354	
Cincinnati	2	14	0	.125	279	456	

AFC SOUTH	Team	W	L	T	Pct	PF	PA
yz-Tennessee	11	5	0	.688	367	324	
x-Indianapolis	10	6	0	.625	349	313	
Jacksonville	6	10	0	.375	328	315	
Houston	4	12	0	.250	213	356	

AFC WEST	Team	W	L	T	Pct	PF	PA
*yz-Oakland	11	5	0	.688	450	304	
Denver	9	7	0	.562	392	347	
San Diego	8	8	0	.500	333	366	
Kansas City	8	8	0	.500	467	399	

NFC EAST	Team	W	L	T	Pct	PF	PA
*yz-Philadelphia	12	4	0	.750	415	241	
x-New York Giants	10	6	0	.625	320	279	
Washington	7	9	0	.438	307	365	
Dallas	5	11	0	.312	217	329	

NFC NORTH	Team	W	L	T	Pct	PF	PA
y-Green Bay	12	4	0	.750	398	328	
Minnesota	6	10	0	.375	390	442	
Chicago	4	12	0	.250	281	379	
Detroit	3	13	0	.188	306	451	

NFC SOUTH	Team	W	L	T	Pct	PF	PA
yz-Tampa Bay	12	4	0	.750	346	196	
x-Atlanta	9	6	1	.594	402	314	
New Orleans	9	7	0	.562	432	388	
Carolina	7	9	0	.438	258	302	

NFC WEST	Team	W	L	T	Pct	PF	PA
y-San Francisco	10	6	0	.625	367	351	
St. Louis	7	9	0	.438	316	369	
Seattle	7	9	0	.438	355	369	
Arizona	5	11	0	.312	262	417	

x - Playoffs; y - Division Title; z - First-round Bye; * - Home-field Advantage

WILD CARD PLAYOFF GAMES

- 1/4 - at New York Jets 41, Indianapolis 0
- 1/4 - Atlanta 27, at Green Bay 7
- 1/5 - at Pittsburgh 36, Cleveland 33
- 1/5 - at San Francisco 39, New York Giants 38

DIVISIONAL PLAYOFF GAMES

- 1/11 - at Philadelphia 20, Atlanta 6
- 1/11 - at Tennessee 34, Pittsburgh 31
- 1/12 - at Tampa Bay 31, San Francisco 6
- 1/12 - at Oakland 30, New York Jets 10

CONFERENCE CHAMPIONSHIPS

- 1/19 - Tampa Bay 27, at Philadelphia 10
- 1/19 - at Oakland 41, Tennessee 24

SUPER BOWL XXXVII (SAN DIEGO)

- 1/26 - Tampa Bay 48, Oakland 21

Staff/Coaches Players Roster Breakdown 2001 Season History/Results Year-by-Year Stats Postseason Honors Miscellaneous

2001 FINAL STATISTICS (8-8)

Head Coach: Mike Shanahan AFC West: 3rd Home Stadium: INVESCO Field at Mile High

Date	W-L	Score	Opponent	Attendance	RUSHING	No.	Yds.	Avg.	Long	TD
Sept 10	W	31-20	New York Giants	75,735	T. Davis	167	701	4.2	57	0
Sept 23	W	38-17	at Arizona	50,913	Anderson	175	678	3.9	62	4
Sept 30	L	13-20	Baltimore	75,082	Gary	57	228	4.0	29	1
Oct 7	W	20-6	Kansas City	75,037	Griese	50	173	3.5	24	1
Oct 14	L	21-34	at Seattle	61,837	R. Smith	3	27	9.0	17	0
Oct 21	L	10-27	at San Diego	67,521	Kasper	3	19	6.3	27	0
Oct 28	W	31-20	New England	74,750	Coleman	4	17	4.3	8	0
Nov 5	L	28-38	at Oakland	62,637	Frerotte	10	9	0.9	4	1
Nov 11	W	26-16	San Diego	74,951	Kennison TM	3	9	3.0	10	0
Nov 18	L	10-17	Washington	74,622	Jackson	5	7	1.4	4	0
Nov 22	W	26-24	at Dallas	64,104	Montgomery	1	5	5.0	5	0
Dec 2	L	10-21	at Miami	73,938	Carter	1	4	4.0	4	0
Dec 9	W	20-7	Seattle	74,524	Hape	2	0	0.0	0	0
Dec 16	L	23-26	at Kansas City (OT)	77,778	BRONCOS	481	1877	3.9	62	7
Dec 30	W	23-17	Oakland	75,582	OPPONENTS	406	1492	3.7	60	9
Jan 6	L	10-29	at Indianapolis	56,192						

TEAM STATISTICS		Den	Opp
TOTAL FIRST DOWNS		304	292
Rushing		106	96
Passing		174	176
Penalty		24	30
3RD DOWN: MADE/ATT		83/219	63/191
3rd Down Pct.		37.9	33.0
4TH DOWN: MADE/ATT		4/10	4/10
4th Down Pct.		40.0	40.0
POSSESSION AVG.		31:23	28:37
TOTAL NET YARDS		4817	4774
Avg. Per Game		301.1	298.4
Total Plays		1034	960
Avg. Per Play		4.7	5.0
NET YARDS RUSHING		1877	1492
Avg. Per Game		117.3	93.3
Total Rushes		481	406
NET YARDS PASSING		2940	3282
Avg. Per Game		183.8	205.1
Sacked/Yards Lost		42/268	39/279
Gross Yards		3208	3561
Att./Completions		511/312	515/308
Completion Pct.		61.1	59.8
Had Intercepted		19	22
PUNTS/AVERAGE		82/44.7	77/47.0
NET PUNTING AVG.		82/36.5	77/38.1
PENALTIES/YARDS		95/917	100/853
FUMBLE/BALL LOST		24/8	26/15
TOUCHDOWNS		35	38
Rushing		7	9
Passing		26	23
Returns		2	6

SCORE BY PERIODS	1	2	3	4	OT	PTS
BRONCOS	50	128	89	73	0	340
OPPONENTS	65	94	58	119	3	339

SCORING	TD	Ru	Pa	Ret	PAT	FG	S	PTS
Elam	0	0	0	0	31/31	31/36	0	124
R. Smith	11	0	11	0			0	68
De. Clark	6	0	6	0			0	36
Anderson	4	4	0	0			0	26
Carswell	4	0	4	0			0	26
Hape	3	0	3	0			0	18
Frerotte	1	1	0	0			0	6
Gary	1	1	0	0			0	6
Griese	1	0	0	0			0	6
Kennison TM	1	0	1	0			0	6
McCaffrey	1	0	1	0			0	6
O'Neal	1	0	0	1			0	6
O'Walker	1	0	0	1			0	6
BRONCOS	35	7	26	2	31/31	31/36	0	340
OPPONENTS	38	9	23	6	36/37	25/29	0	339

2-PT. CONVERSIONS: Anderson, Carswell, R. Smith, **BRONCOS 3-4, OPPONENTS 0-1**

SACKS: Pryce 7.0, Romanowski 7.0, Washington 4.0, Brown 3.0, Gold 3.0, Hayward 3.0, Wilson 3.0, Berry 2.0, Kennedy 2.0, McGlockton 1.0, Mobley 1.0, Pittman 1.0, Reager 1.0, Woodall 1.0, **BRONCOS 39.0, OPPONENTS 42.0**

PASSING	Att.	Comp.	Yds.	Comp.%	Yds/Att.	TD	TD%	Int	Int%	Long	Sack/Lost	Rating
Griese	451	275	2827	61.0	6.27	23	5.1	19	4.2	65t	38/241	78.5
Frerotte	48	30	308	62.5	6.42	3	6.3	0	0.0	26t	3/21	101.7
Jackson	12	7	73	58.3	6.08	0	0.0	0	0.0	19	1/6	76.0
BRONCOS	511	312	3208	61.1	6.28	26	5.1	19	3.7	65t	42/268	80.6
OPPONENTS	515	308	3561	59.8	6.91	23	4.5	22	4.3	72t	39/279	77.8

RECEIVING	No.	Yds.	Avg.	Long	TD
R. Smith	113	1343	11.9	65t	11
De. Clark	51	566	11.1	39	6
Carswell	34	299	8.8	25	4
Kennison TM	15	169	11.3	36	1
Hape	15	96	6.4	25	3
T. Davis	12	69	5.8	16	0
Montgomery	11	83	7.5	17	0
Cole	9	128	14.2	21	0
Kasper	8	64	10.5	21	0
Anderson	8	46	5.8	16	0
McCaffrey	6	94	15.7	28	1
Coleman	6	45	7.5	9	0
Poole	5	38	7.6	10	0
Gary	4	29	7.3	11	0
Dominguez	3	26	8.7	12	0
Griese	1	-6	-6.0	-6	0
BRONCOS	312	3208	10.3	65t	26
OPPONENTS	308	3561	11.6	72t	23

INTERCEPTIONS	No.	Yds.	Avg.	Long	TD
O'Neal	9	115	12.8	42	0
Walker	3	60	20.0	39t	1
Spencer	3	25	8.3	18	0
McGlockton	2	17	8.5	17	0
Brown	2	0	0.0	0	0
Mobley	1	17	17.0	17	0
Kennedy	1	6	6.0	6	0
Coghil	1	0	0.0	0	0
BRONCOS	22	240	10.9	42	1
OPPONENTS	19	256	13.5	56	2

PUNTING	No.	Yds.	Avg.	Net	TB	In20	Long	B
Rouen	81	3668	45.3	36.5	8	25	64	1
BRONCOS	82	3668	44.7	36.5	8	25	64	1
OPPONENTS	77	3618	47.0	38.1	14	26	90	0

PUNT RETURNS	No.	FC	Yds.	Avg.	Long	TD
O'Neal	31	9	405	13.1	86t	1
BRONCOS	31	9	405	13.1	86t	1
OPPONENTS	48	10	517	10.8	65t	1

KICKOFF RETURNS	No.	Yds.	Avg.	Long	TD
Cole	48	1127	23.5	52	0
Kasper	14	372	26.6	37	0
Carter	2	44	22.0	24	0
De. Clark	1	11	11.0	11	0
Gary	1	18	18.0	18	0
D. Smith	1	4	4.0	4	0
BRONCOS	67	1576	23.5	52	0
OPPONENTS	69	1526	22.1	88t	1

FIELD GOALS	1-19	20-29	30-39	40-49	50+
Elam	0/0	11/11	8/8	10/13	2/4
BRONCOS	0/0	11/11	8/8	10/13	2/4
OPPONENTS	0/0	12/13	3/3	8/10	2/3

ELAM: (65N,37G)(49G,31G,35G)(43G,49G)(48G,24G) () (45G,42N)(50G)(39G,21G,48B)(25G,29G,26G,33G)(33G)(24G,50G,46G,28G)(45G)(42G,20G)(34G,45N,36G,49G)(27G,25G,42G)(54N,25G)

OPPONENTS: (63N)(28G)(29G,26G)(23G,35G)(44G,23G)(21G,51G)(24G,44G)(31G)(29G)(48G)(43G)() (41N)(51G,43G,28N,41G,41N,32G)(28G)(22G,40G,45G,22G,25G)

2001 DEFENSIVE STATS

(based on coaches' film review)

	TT	UT	A	S-YDS	I-YDS	PD	FF	FR
1 Mobley	133	101	32	1-6	1-17	3	2	3
2 Wilson	128	98	30	3-25	0-0	7	1	0
3 Romanowski	116	84	32	7-44	0-0	2	1	0
4 Brown	98	78	20	3-26	2-0	8	1	1
5 Kennedy	92	70	22	2-18	1-6	6	0	1
6 O'Neal	60	53	7	0-0	9-115	18	0	0
Washington	60	44	16	4-20	0-0	0	1	1
8 Pryce	55	42	13	7-50	0-0	3	2	0
9 Walker	52	44	8	0-0	3-60	3	0	0
10 Pittman	50	43	7	1-14	0-0	1	1	1
11 McGlockton	43	39	4	1-8	2-17	3	1	0
12 Gold	28	22	6	3-14	0-0	2	1	0
13 Spencer	23	21	2	0-0	3-25	9	0	1
14 Hayward	22	16	6	3-21	0-0	0	0	0
15 Berry	17	13	4	2-12	0-0	1	0	2
16 Lett	15	14	1	0-0	0-0	1	0	0
17 E. Davis	11	6	5	0-0	0-0	1	0	1
18 Coghill	6	5	1	0-0	1-0	0	0	0
Reagar	6	6	0	1-6	0-0	0	0	0
20 Johnson	5	4	1	0-0	0-0	0	0	0
21 Woodall	4	3	1	1-6	0-0	0	0	0
22 Burns	3	2	1	0-0	0-0	0	0	0
23 Jenkins	1	1	0	0-0	0-0	0	0	0
TOTAL	1,028	809	219	39-279	22-240	68	11	10

2001 GAMES STARTED

OFFENSE		DEFENSE	
QB Fretotte, Gus	1	DE Hayward, Reggie	2
QB Griese, Brian	15	DE Pittman, Kavika	14
RB Anderson, Mike	7	DE Washington, Keith	16
RB Davis, Terrell	8	DT McGlockton, Chester	16
RB Gary, Olandis	1	DT Pryce, Trevor	16
FB Carter, Tony	6	LB Mobley, John	16
FB Hape, Patrick	8	LB Romanowski, Bill	16
WR Cole, Chris	1	LB Wilson, Al	16
WR Kasper, Kevin	5	CB O'Neal, Deltha	16
WR McCaffrey, Ed	1	CB Spencer, Jimmy	1
WR Smith, Rod	14	CB Walker, Denard	15
TE Carswell, Dwayne	16	S Brown, Eric	16
TE Clark, Desmond	4	S Kennedy, Kenoy	16
C Nalen, Tom	16		
T Lepsis, Matt	16		
T Teague, Trey	16		
G Friedman, Lennie	14		
G Herrndon, Steve	3		
G Neil, Dan	15		

2001 COACHES

Mike Shanahan (Head Coach), **Frank Bush** (Special Teams), **Larry Cover** (Linebackers), **Rick Dennison** (Offensive Line), **Karl Dorrell** (Wide Receivers), **George Dyer** (Def. Line), **Alex Gibbs** (Asst. Head Coach/Off. Line), **David Gibbs** (Safeties), **Gary Kubiak** (Off. Coord./DBs), **Anthony Lynn** (Special Teams Asst.), **Pat McPherson** (Off. Asst.), **Ron Milus** (Def. Backs), **Brian Pariani** (Tight Ends), **Ray Rhodes** (Def. Coord.), **Greg Saporta** (Asst. Strength & Cond.), **Cedric Smith** (Asst. Strength & Cond.), **John Teerlinck** (Pass Rush Specialist), **Bobby Turner** (Running Backs), **Rich Tuten** (Strength & Cond.), **Steve Watson** (Def. Asst.), **Zaven Yaraian** (Head Coach's Asst.).

2001 LEADERS / RANKINGS

INDIVIDUAL	PLAYER	NO.	AFC RANK	NFL RANK	NFL LEADER	NO.
Points	Elam	124	21	31	Wilkins (STL)	127
Rushing Yards	Davis	701	14	24	Holmes (KC)	1,555
Passing Yards	Griese	2,827	13	23	Warner (STL)	4,830
Passer Rating	Griese	78.5	8	15	Warner (STL)	101.4
Receiving Yards	R. Smith	1,343	3	6	Boston (ARI)	1,598
Receptions	R. Smith	113	1	1	Smith (DEN)	113
Interceptions	O'Neal	19	21	31	Barber (TB/Henry) (CLE)	10
Sacks	Pryce/Romanowski	7	21	37	Strahan (NYG)	22.5

OFFENSE	NO.	AFC RANK	NFL RANK	NFL LEADER	NO.
Points Per Game	21.3	61	91	St. Louis	31.4
Total Yards Per Game	301.1	12	22	St. Louis	418.1
Yards Per Play	4.7	12	23	St. Louis	6.6
Rushing Yards Per Game	117.3	6	10	Pittsburgh	173.4
Net Passing Yards Per Game	183.8	13	25	St. Louis	291.4

DEFENSE	NO.	AFC RANK	NFL RANK	NFL LEADER	NO.
Points Per Game	21.2	12	21	Chicago	12.7
Total Yards Per Game	298.4	4	8	Pittsburgh	258.6
Yards Per Play	5.0	8	15	Baltimore	4.4
Rushing Yards Per Game	93.3	4	6	Pittsburgh	74.7
Net Passing Yards Per Game	205.1	10	16	Miami	176.8

2001 KEY AWARDS

Pro Bowl (7): TE Dwayne Carswell, K Jason Elam, LB Ian Gold, CB Deltha O'Neal, DT Trevor Pryce, WR Rod Smith, LB Al Wilson. **AP All-Pro (3):** K Jason Elam (second team), DT Trevor Pryce (second team), WR Rod Smith (second team). **NFL Alumni Special Teams Player of the Year:** K Jason Elam.

2001 NFL STANDINGS

AFC EAST

Team	W	L	T	Pct	PF	PA
yz-New England	11	5	0	.688	371	272
x-Miami	11	5	0	.688	344	290
x-New York Jets	10	6	0	.625	308	295
Indianapolis	6	10	0	.375	413	486
Buffalo	3	13	0	.188	265	420

AFC CENTRAL

Team	W	L	T	Pct	PF	PA
*yz-Pittsburgh	13	3	0	.812	352	212
x-Baltimore	10	6	0	.625	303	265
Cleveland	7	9	0	.438	285	319
Tennessee	7	9	0	.438	336	388
Jacksonville	6	10	0	.375	294	286
Cincinnati	6	10	0	.375	226	309

AFC WEST

Team	W	L	T	Pct	PF	PA
y-Oakland	10	6	0	.625	399	327
Seattle	9	7	0	.562	301	324
Denver	8	8	0	.500	340	339
Kansas City	6	10	0	.375	320	344
San Diego	5	11	0	.312	332	321

NFC EAST

Team	W	L	T	Pct	PF	PA
y-Philadelphia	11	5	0	.688	343	208
Washington	8	8	0	.500	256	303
New York Giants	7	9	0	.438	294	321
Arizona	7	9	0	.438	295	343
Dallas	5	11	0	.312	246	338

NFC CENTRAL

Team	W	L	T	Pct	PF	PA
yz-Chicago	13	3	0	.812	338	203
x-Green Bay	12	4	0	.750	390	266
x-Tampa Bay	9	7	0	.562	324	280
Minnesota	5	11	0	.312	290	390
Detroit	2	14	0	.125	270	424

NFC WEST

Team	W	L	T	Pct	PF	PA
*yz-St. Louis	14	2	0	.875	503	273
x-San Francisco	12	4	0	.750	409	282
New Orleans	7	9	0	.438	333	409
Atlanta	7	9	0	.438	291	377
Carolina	1	15	0	.062	253	410

x - Playoffs; y - Division Title; z - First-round Bye; * - Home-field Advantage

WILD CARD PLAYOFF GAMES

- 1/12 - at Philadelphia 31, Tampa Bay 9
- 1/12 - at Oakland 38, New York Jets 24
- 1/13 - at Green Bay 25, San Francisco 15
- 1/13 - Baltimore 20, at Miami 3

DIVISIONAL PLAYOFF GAMES

- 1/19 - Philadelphia 33, at Chicago 19
- 1/19 - at New England 16, Oakland 13 (OT)
- 1/20 - at St. Louis 45, Green Bay 17
- 1/20 - at Pittsburgh 27, Baltimore 10

CONFERENCE CHAMPIONSHIPS

- 1/27 - at St. Louis 29, Philadelphia 24
- 1/27 - New England 24, at Pittsburgh 17

SUPER BOWL XXXVI (NEW ORLEANS)

- 2/3 - New England 20, St. Louis 17

2000 FINAL STATISTICS (II-5)

Head Coach: Mike Shanahan AFC West: 2nd Home Stadium: Mile High Stadium

Date	W-L	Score	Opponent	Attendance	RUSHING	No.	Yds.	Avg.	Long	TD
Sept 4	L	36-41	at St. Louis	65,956	Anderson	297	1487	5.0	80t	15
Sept 10	W	42-14	Atlanta	75,466	Davis	78	282	3.6	24	2
Sept 17	W	33-24	at Oakland	62,078	Coleman	54	183	3.4	24t	1
Sept 24	L	22-23	Kansas City	74,596	Griese	29	102	3.5	18	1
Oct 1	L	19-28	New England	75,684	R. Smith	6	99	16.5	50t	1
Oct 8	W	21-7	at San Diego	56,079	Gary	13	80	6.2	25	0
Oct 15	W	44-10	Cleveland	75,811	Frerotte	22	64	2.9	13t	1
Oct 22	L	21-31	at Cincinnati	61,603	Harris TM	10	22	2.2	6	0
Nov 5	W	30-23	at New York Jets	78,305	Griffith	5	4	0.8	3	0
Nov 13	W	27-24	Oakland	75,951	Jackson	1	-1	-1.0	-1	0
Nov 19	W	38-37	San Diego	75,218	Rouen	1	-11	-11.0	-1	0
Nov 26	W	38-31	at Seattle	68,661	BRONCOS	516	2311	4.5	80t	21
Dec 3	W	38-23	at New Orleans	64,900	OPPONENTS	344	1598	4.6	77t	13
Dec 10	W	31-24	Seattle	75,218						
Dec 17	L	7-20	at Kansas City	78,406						
Dec 23	W	38-9	San Francisco	76,098						

TEAM STATISTICS		Den	Opp
TOTAL FIRST DOWNS		383	294
Rushing		124	80
Passing		223	189
Penalty		36	25
3RD DOWN: MADE/ATT		97/218	66/191
3rd Down Pct		44.5	34.6
4TH DOWN: MADE/ATT		9/17	6/18
4th Down Pct		52.9	33.3
POSSESSION AVG.		33:15	26:45
TOTAL NET YARDS		6554	5544
Avg. Per Game		409.6	346.5
Total Plays		1115	962
Avg. Per Play		5.9	5.8
NET YARDS RUSHING		2311	1598
Avg. Per Game		144.4	99.9
Total Rushes		516	344
NET YARDS PASSING		4243	3946
Avg. Per Game		265.2	246.6
Sacked/Yards Lost		30/221	44/251
Gross Yards		4464	4197
Att./Completions		569/354	574/310
Completion Pct.		62.2	54.0
Had Intercepted		12	27
PUNTS/AVERAGE		62/39.6	73/43.8
NET PUNTING AVG.		62/32.3	73/37.4
PENALTIES/YARDS		89/792	109/898
FUMBLE/BALL LOST		26/13	31/17
TOUCHDOWNS		58	45
Rushing		21	13
Passing		28	26
Returns		9	6

SCORE BY PERIODS	1	2	3	4	OT	PTS
BRONCOS	88	156	121	120	0	485
OPPONENTS	57	120	96	96	0	369

SCORING	TD	Ru	Pa	Ret	PAT	FG	S	PTS
Elam	0	0	0	0	49/49	18/24	0	103
Anderson	15	15	0	0	0	0	0	92
McCaffrey	9	0	0	0	0	0	0	56
R. Smith	9	1	8	0	0	0	0	54
Nedney TM	0	0	0	0	4/4	8/10	0	28
Lindsey LG	0	0	0	0	5/5	5/7	0	20
Carswell	3	0	3	0	0	0	0	18
De. Clark	3	0	3	0	0	0	0	18
Davis	2	2	0	0	0	0	0	12
Griffith	2	0	2	0	0	0	0	12
Spencer	2	0	0	2	0	0	0	12
Buckley	1	0	0	1	0	0	0	6
Chamberlain	1	0	1	0	0	0	0	6
Coleman	1	1	0	0	0	0	0	6
Crockett	1	0	0	1	0	0	0	6
Frerotte	1	1	0	0	0	0	0	6
Gold	1	0	0	1	0	0	0	6
Griese	1	1	0	0	0	0	0	6
Jenkins	1	0	0	1	0	0	0	6
McGriff	1	0	1	0	0	0	0	6
O'Neal	1	0	0	1	0	0	0	6
Pryce	1	0	0	1	0	0	0	6
D. Smith	1	0	1	0	0	0	0	6
Suttle	1	0	0	1	0	0	0	6
TEAM	0	0	0	0	0	0	1	2
BRONCOS	58	21	28	9	53/53	26/34	1	485
OPPONENTS	45	13	26	6	42/43	19/23	0	369

2-PT. CONVERSIONS: Anderson, McCaffrey, **BRONCOS** 2-5, **OPPONENTS** 0-2

SACKS: Pryce 12.0, Pittman 7.0, Wilson 5.0, Tanuvasa 4.0, Romanowski 3.5, Hasselbach 2.5, Gold 2.0, Mobley 2.0, Reager 2.0, E. Brown 1.0, Crockett 1.0, Spencer 1.0, Traylor 1.0, **BRONCOS** 44.0, **OPPONENTS** 30.0

PASSING	Att.	Comp.	Yds.	Comp.%	Yds/Att.	TD%	Int	Int%	Long	Sack/Lost	Rating	
Griese	336	216	2698	64.3	8.00	19	5.7	4	1.2	61	17/139	102.9
Frerotte	232	138	1776	59.5	7.66	9	3.9	8	3.4	44	12/77	92.1
Jackson	1	0	0	0.0	0.00	0	0.0	0	0.0	0	1/5	39.6
BRONCOS	569	354	4464	62.2	7.85	28	4.9	12	2.1	61	30/221	94.2
OPPONENTS	574	310	4197	54.0	7.31	26	4.5	27	4.7	83t	44/251	73.1

RECEIVING	No.	Yds.	Avg.	Long	TD
McCaffrey	101	1317	13.0	61	9
R. Smith	100	1602	16.0	49	8
Carswell	49	495	10.1	43t	3
De. Clark	27	339	12.6	44	3
Anderson	23	169	7.3	18	0
Chamberlain	22	283	12.9	38	1
Griffith	16	101	6.3	16	2
Brooks	3	51	17.0	25	0
Gary	3	10	3.3	7	0
McGriff	2	51	25.5	43t	1
Harris TM	2	19	9.5	16	0
Davis	2	4	2.0	5	0
Montgomery	1	10	10.0	10	0
Miller	1	7	7.0	7	0
Coleman	1	5	5.0	5	0
D. Smith	1	1	1.0	1t	1
BRONCOS	354	4464	12.6	61	28
OPPONENTS	310	4197	13.5	83t	26

INTERCEPTIONS	No.	Yds.	Avg.	Long	TD
Buckley	6	110	18.3	33	1
Jenkins	4	61	15.3	36t	1
Crockett	4	51	7.8	26t	1
Spencer	3	102	34.0	79t	2
Wilson	3	21	7.0	20	0
E. Brown	3	9	3.0	9	0
Romanowski	2	0	0.0	3	0
Mobley	1	9	9.0	9	0
Kennedy	1	0	0.0	0	0
BRONCOS	27	343	12.7	79t	5
OPPONENTS	12	144	12.0	75t	1

PUNTING	No.	Yds.	Avg.	Net	TB	In20	Long	B
Rouen	61	2455	40.2	32.3	9	18	62	1
Lindsey LG	3	117	39.0	32.3	1	0	46	0
BRONCOS	62	2455	39.6	32.3	9	18	62	1
OPPONENTS	73	3196	43.8	37.4	5	25	69	1

PUNT RETURNS	No.	FC	Yds.	Avg.	Long	TD
O'Neal	34	11	354	10.4	64	0
Buckley	2	1	10	5.0	11	0
BRONCOS	36	12	364	10.1	64	0
OPPONENTS	23	9	270	11.7	86t	1

KICKOFF RETURNS	No.	Yds.	Avg.	Long	TD
O'Neal	46	1102	24.0	87t	1
Cole	11	264	24.0	37	0
D. Smith	5	73	14.6	17	0
Chamberlain	2	25	12.5	13	0
Carswell	1	0	0.0	0	0
Miller	1	13	13.0	13	0
BRONCOS	66	1477	22.4	87t	1
OPPONENTS	90	1934	21.5	100t	1

FIELD GOALS	1-19	20-29	30-39	40-49	50+
Elam	0/0	7/7	6/7	4/9	1/1
Nedney TM	0/0	6/6	1/1	1/2	0/1
Lindsey LG	2/2	0/0	1/3	2/2	0/0
BRONCOS	0/0	13/13	7/8	5/11	1/2
OPPONENTS	3/3	5/5	3/4	8/11	0/0

ELAM: (32G,38G,36G)(29G,51G)(0)(0)(22G,45N,45G,46G)(48N,48N)
 (31G, 41G,23G)(23G,41G)(26G,42N)(35G)(22G) (38G)(37N)(41N,20G)
 LINDSEY, Jac-Den.: (0)(0)(30G,33N,19G)(0)(19G,48G)(49G,31N)
 LINDSEY, Den.: (0)(0)(0)(0)(0)(0)(0)(0)(0)(0)(0)
 OPPONENTS: (0)(0)(19G,49N)(42G)(0)(34N)(45G)(24G)(45G,26G,28G)
 (19G)(41G,31G,33G)(42G)(43N,30G,19G,42G)(23G)(40G,27G)
 (48N,44G)

2000 DEFENSIVE STATS

(based on coaches' film review)

	TT	UT	A	S-YDS	I-YDS	PD	FF	FR
1 Mobley	133	92	41	2-16	1-9	10	2	0
2 Romanowski	121	88	33	3.5-17	2-0	3	2	2
3 Jenkins	109	87	22	0-0	4-61	7	3	0
4 Wilson	104	73	31	5-31	3-21	6	1	0
5 E. Brown	102	86	16	1-8	3-9	7	0	3
6 Traylor	53	44	9	1-0	0-0	2	2	1
7 Pryce	44	36	8	12-76.5	0-0	0	2	1
8 Spencer	40	35	5	1-1	3-02	6	1	0
9 Pittman	39	33	6	7-43	0-0	1	1	1
10 Buckley	33	32	1	0-0	6-110	8	0	0
11 Crockett	32	29	3	1-6	4-31	7	1	0
Tanuvasa	32	28	4	4-19	0-0	0	0	4
13 Gold	21	20	1	2-4	0-0	0	1	0
14 Cadrez	14	7	7	0-0	0-0	1	0	0
15 Reagor	13	13	0	2-19	0-0	1	0	0
Lodish	13	10	3	0-0	0-0	0	0	0
Hasselbach	13	8	5	2.5-10.5	0-0	0	1	0
18 Kennedy	6	6	0	0-0	1-0	0	0	0
19 Archambeau	2	2	0	0-0	0-0	0	0	0
O'Neal	2	2	0	0-0	0-0	5	1	1
Suttle	2	2	0	0-0	0-0	0	0	0
Burns	2	1	1	0-0	0-0	1	0	0
23 Coghill	1	1	0	0-0	0-0	0	1	0
TOTAL	931	735	196	44-251	27-343	65	19	13

2000 GAMES STARTED

OFFENSE

QB Frotter, Gus	6
QB Griese, Brian	10
RB Anderson, Mike	12
RB Davis, Terrell	4
FB Griffith, Howard	14
WR McCaffrey, Ed	16
WR Smith, Rod	16
TE Carswell, Dwayne	16
T Clark, Desmond	2
C Nalen, Tom	16
T Jones, Tony	16
T Lepsis, Matt	16
G Friedman, Lennie	8
G Neil, Dan	16
G Schlereth, Mark	8

DEFENSE

DE Hasselbach, Harold	1
DE Pittman, Kavika	15
DE Tanuvasa, Maa	16
DT Pryce, Trevor	16
DT Traylor, Keith	16
LB Cadrez, Glenn	3
LB Mobley, John	14
LB Romanowski, Bill	16
LB Wilson, Al	14
CB Buckley, Terrell	16
CB Crockett, Ray	11
CB Spencer, Jimmy	6
S Brown, Eric	16
S Jenkins, Billy	16

2000 COACHES

Mike Shanahan (Head Coach), **Frank Bush** (Nickel Package/Secondary), **Larry Coyer** (Linebackers), **Rick Dennison** (Special Teams), **Karl Dorrell** (Wide Receivers), **George Dyer** (Defensive Line), **Alex Gibbs** (Assistant Head Coach/Offensive Line), **Gary Kubiak** (Offensive Coordinator/Quarterbacks), **Anthony Lynn** (Special Teams Assistant), **Pat McPherson** (Offensive Assistant), **Ron Milus** (Defensive Backs), **Brian Pariani** (Tight Ends), **Greg Robinson** (Defensive Coordinator), **Greg Saporita** (Assistant Strength & Conditioning), **John Teerlink** (Pass Rush Specialist), **Terry Tumej** (Defensive Assistant), **Bobby Turner** (Running Backs), **Rich Tuten** (Strength & Conditioning).

2000 LEADERS / RANKINGS

INDIVIDUAL	PLAYER	NO.	AFR RANK	NFL RANK	NFL LEADER	NO.
Points	Elam	103	10	17	Stover (BAL)	135
Rushing Yards	Anderson	1,487	3	4	James (IND)	1,709
Passing Yards	Griese	2,688	8	17	Manning (IND)	4,413
Passer Rating	Griese	102.9	1	1	Griese (DEN)	102.9
Receiving Yards	R. Smith	1,602	1	2	Holt (STL)	1,635
Receptions	McCaffrey	101	2	3	Harrison (IND)	102
Interceptions	Buckley	6	3t	7t	Shaper (GB)	9
Sacks	Pryce	12	5	9t	Glover (NO)	18

OFFENSE	NO.	AFR RANK	NFL RANK	NFL LEADER	NO.
Points Per Game	30.3	1	2	St. Louis	33.8
Total Yards Per Game	409.6	1	2	St. Louis	442.2
Yards Per Play	5.9	2	5	St. Louis	7.0
Rushing Yards Per Game	144.4	3	3	Oakland	154.4
Net Passing Yards Per Game	265.2	2	3	St. Louis	327.0

DEFENSE	NO.	AFR RANK	NFL RANK	NFL LEADER	NO.
Points Per Game	23.1	13	23	Baltimore	10.3
Total Yards Per Game	346.5	14	24	Tennessee	238.4
Yards Per Play	5.8	15	30	Tennessee	4.2
Rushing Yards Per Game	99.6	6	7	Baltimore	60.6
Net Passing Yards Per Game	249.6	16	31	Tennessee	151.5

2000 KEY AWARDS

Pro Bowl (4): QB Brian Griese, C Tom Nalen, DT Trevor Pryce, WR Rod Smith. **AP All-Pro (2):** C Tom Nalen (first team), WR Rod Smith (second team). **AP NFL Offensive Rookie of the Year:** RB Mike Anderson.

2000 NFL STANDINGS

AFCEAST

Team	W	L	T	Pct	PF	PA
y-Miami	11	5	0	.688	323	226
x-Indianapolis	10	6	0	.625	429	326
New York Jets	9	7	0	.563	321	321
Buffalo	8	8	0	.500	315	350
New England	5	11	0	.313	276	338

AFCCENTRAL

Team	W	L	T	Pct	PF	PA
*yz-Tennessee	13	3	0	.813	346	191
x-Baltimore	12	4	0	.750	333	165
Pittsburgh	9	7	0	.563	321	255
Jacksonville	7	9	0	.438	367	327
Cincinnati	4	12	0	.250	185	359
Cleveland	3	13	0	.188	161	419

AFCEAST

Team	W	L	T	Pct	PF	PA
yz-Oakland	12	4	0	.750	479	299
x-Denver	11	5	0	.688	485	369
Kansas City	7	9	0	.438	355	354
Seattle	6	10	0	.375	320	405
San Diego	1	15	0	.063	269	440

NFCWEST

Team	W	L	T	Pct	PF	PA
*yz-New York Giants	12	4	0	.750	328	246
x-Philadelphia	11	5	0	.688	351	245
Washington	8	8	0	.500	281	269
Dallas	5	11	0	.313	294	361
Arizona	3	13	0	.188	210	443

NFCCENTRAL

Team	W	L	T	Pct	PF	PA
yz-Minnesota	11	5	0	.688	397	371
x-Tampa Bay	10	6	0	.625	388	269
Detroit	9	7	0	.563	307	307
Green Bay	9	7	0	.563	353	323
Chicago	5	11	0	.313	216	355

NFCWEST

Team	W	L	T	Pct	PF	PA
y-St. Louis	10	6	0	.625	540	471
x-New Orleans	10	6	0	.625	354	305
Carolina	7	9	0	.438	310	310
San Francisco	6	10	0	.375	388	422
Atlanta	4	12	0	.250	252	413

x - Playoffs; y - Division Title; z - First-round Bye; * - Home-field Advantage

WILD CARD PLAYOFF GAMES

12/30 - at Miami 23, Indianapolis 17 (OT)
 12/30 - at New Orleans 31, St. Louis 28
 12/31 - at Baltimore 21, Denver 3
 12/31 - at Philadelphia 21, Tampa Bay 3

DIVISIONAL PLAYOFF GAMES

1/6 - at Oakland 27, Miami 0
 1/6 - at Minnesota 34, New Orleans 16
 1/7 - Baltimore 24, at Tennessee 10
 1/7 - at New York 20, Philadelphia 10

CONFERENCE CHAMPIONSHIPS

1/14 - Baltimore 16, at Oakland 3
 1/14 - at New York Giants 41, Minnesota 0

SUPER BOWL XXXV (TAMPA, FLA.)

1/28 - Baltimore 34, New York Giants 7

1999 FINAL STATISTICS (6-10)

Head Coach: Mike Shanahan AFC West: 5th Home Stadium: Mile High Stadium

Date	W-L	Score	Opponent	Attendance	RUSHING	No.	Yds.	Avg.	Long	TD
Sept 13	L	21-38	Miami	75,623	Gary	276	1159	4.2	71	7
Sept 19	L	10-26	at Kansas City	78,683	Davis	67	211	3.1	26	2
Sept 26	L	10-13	at Tampa Bay	65,297	Loville	40	203	5.1	36t	1
Oct 3	L	13-21	New York Jets	74,181	Griese	46	138	3.0	23	2
Oct 10	W	16-13	at Oakland	55,704	Griffith	17	66	3.9	13	1
Oct 17	W	31-10	Green Bay	73,352	C. Miller	8	40	5.0	13	0
Oct 24	L	23-24	at New England	60,011	Avery LG	5	21	4.2	11	0
Oct 31	L	20-23	Minnesota	75,021	Avery TM	5	21	4.2	11	0
Nov 7	W	33-17	at San Diego	61,204	Briester	2	17	8.5	17	0
Nov 14	L	17-20	at Seattle	66,314	D. Smith	1	7	7.0	7	0
Nov 22	W	27-21	Oakland (OT)	70,012	Lynn	1	2	1.0	0	0
Dec 5	L	10-16	Kansas City	73,855	Rouen	1	0	0.0	0	0
Dec 13	L	24-27	at Jacksonville	71,357	BRONCOS	465	1864	4.0	71	13
Dec 19	W	36-30	Seattle (OT)	65,987	OPPONENTS	440	1737	3.9	54	15
Dec 25	W	17-7	at Detroit	73,158	RECEIVING	No.	Yds.	Avg.	Long	TD
Jan 2	L	6-12	San Diego	69,278	R. Smith	79	1020	12.9	71	4

TEAM STATISTICS	Den	Opp
TOTAL FIRST DOWNS	308	267
Rushing	107	88
Passing	168	154
Penalty	33	25
3RD DOWN: MADE/ATT	84/229	64/203
3rd Down Pct.	36.7	31.5
4TH DOWN: MADE/ATT	6/14	5/11
4th Down Pct.	42.9	45.5
POSSESSION AVG.	31:06	28:54
TOTAL NET YARDS	5283	4753
Avg. Per Game	330.2	297.1
Total Plays	1053	961
Avg. Per Play	5.0	4.9
NET YARDS RUSHING	1864	1737
Avg. Per Game	116.5	108.6
Total Rushes	465	440
NET YARDS PASSING	3419	3016
Avg. Per Game	213.7	188.5
Sacked/Yards Lost	34/227	50/283
Gross Yards	3646	3299
Att./Completions	554/319	471/273
Completion Pct.	57.6	58.0
Had Intercepted	18	15
PUNTS/AVERAGE	84/46.5	92/43.6
NET PUNTING AVG.	84/35.6	92/36.5
PENALTIES/YARDS	114/872	114/1016
FUMBLES/BALL LOST	33/10	29/11
TOUCHDOWNS	32	35
Rushing	13	15
Passing	16	17
Returns	3	3

SCORE BY PERIODS	1	2	3	4	OT	PTS
BRONCOS	79	58	77	88	12	314
OPPONENTS	34	115	62	107	0	318

SCORING	TD	Ru	Pa	Ret	PAT	FG	\$	PTS
Elam	0	0	0	0	29/29	29/36	0	116
Gary	7	7	0	0	0	0	0	44
McCaffrey	7	0	7	0	0	0	0	42
R. Smith	4	0	4	0	0	0	0	24
Carswell	2	0	2	0	0	0	0	12
Chamberlain	2	0	2	0	0	0	0	12
Davis	2	2	0	0	0	0	0	12
Griese	2	2	0	0	0	0	0	12
Griffith	2	1	1	0	0	0	0	12
Cadrez	1	0	0	1	0	0	0	6
Loville	1	1	0	0	0	0	0	6
Romanowski	1	0	0	1	0	0	0	6
Watson	1	0	0	1	0	0	0	6
Pryce	0	0	0	0	0	1	2	2
TEAM	0	0	0	0	0	1	2	2
BRONCOS	32	13	16	3	29/29	29/36	2	314
OPPONENTS	35	15	17	3	31/32	25/29	0	318

2-PT. CONVERSIONS: Gary, BRONCOS 1-1, OPPONENTS 1-3

SACKS: Pryce 13.0, Cadrez 7.0, Tanuvasa 7.0, N. Smith 6.5, Williams 4.0, Hasselbach 2.5, Crockett 2.0, Wayne 2.0, E. Brown 1.5, Traylor 1.5, Bowns 1.0, Braxton 1.0, Wilson 1.0.

BRONCOS 50.0, OPPONENTS 34.0

PASSING	Att.	Comp.	Yds.	Comp.%	Yds/Att.	TD	TD%	Int	Int%	Long	Sack/Lost	Rating
Griese	452	261	3032	57.7	6.71	14	3.1	14	3.1	88	27/176	75.6
C. Miller	81	46	527	56.8	6.51	2	2.5	1	1.2	42	7/51	79.6
Briester	20	12	87	60.0	4.35	0	0.0	3	15.0	11	0/0	30.6
R. Smith	1	0	0	0.0	0.00	0	0.0	0	0.0	0	0/0	39.6
BRONCOS	554	319	3646	57.6	6.58	16	2.9	18	3.2	88	34/227	73.6
OPPONENTS	471	273	3299	58.0	7.00	17	3.6	15	3.2	67	50/283	78.3

BRONCOS	OPPONENTS				
McCaffrey	71	1018	14.3	78t	7
Chamberlain	32	488	15.3	88	2
Griffith	26	192	7.4	20	1
Carswell	24	201	8.4	20	2
Sharpe	23	224	9.7	24	0
Gary	21	159	7.6	21	0
Loville	11	50	4.5	15	0
Cooper	9	98	10.9	21	0
B. Miller	5	59	11.8	26	0
Avery LG	4	24	6.0	11	0
Avery TM	4	24	6.0	11	0
D. Smith	4	23	5.8	11	0
McGriff	3	37	12.3	15	0
Davis	3	26	8.7	10	0
Doering	3	22	7.3	9	0
Clark	1	5	5.0	5	0
BRONCOS	319	3646	11.4	88	16
OPPONENTS	273	3299	12.1	67	17

INTERCEPTIONS	No.	Yds.	Avg.	Long	TD
James	5	59	11.8	45	0
Romanowski	3	35	11.7	18t	1
Carter	2	48	24.0	34	0
Crockett	2	14	7.0	10	0
E. Brown	1	13	13.0	13	0
Coghill	1	0	0.0	0	0
Pryce	1	0	0.0	0	0
BRONCOS	15	169	11.3	45	1
OPPONENTS	18	231	12.8	60	1

PUNTING	No.	Yds.	Avg.	Net	TB	In20	Long	B
Rouen	84	3908	46.5	35.6	16	19	65	0
BRONCOS	84	3908	46.5	35.6	16	19	65	0
OPPONENTS	92	4011	43.6	36.5	12	27	64	1

PUNT RETURNS	No.	FC	Yds.	Avg.	Long	TD
Watson	44	8	334	7.6	81t	1
McGriff	7	1	50	7.1	20	0
Coghill	3	1	25	8.3	10	0
BRONCOS	54	10	409	7.6	81t	1
OPPONENTS	43	13	600	14.0	80t	1

KICKOFF RETURNS	No.	Yds.	Avg.	Long	TD
Watson	48	1138	23.7	71	0
Avery LG	9	192	21.3	33	0
Avery TM	7	137	19.6	25	0
B. Miller	4	79	19.8	30	0
Loville	2	22	11.0	12	0
D. Smith	1	12	12.0	11	0
R. Smith	1	10	10.0	10	0
BRONCOS	63	1398	22.2	71	0
OPPONENTS	70	1457	20.8	61	0

FIELD GOALS	1-19	20-29	30-39	40-49	50+
Elam	1/1	8/8	7/8	8/11	5/8
BRONCOS	1/1	8/8	7/8	8/11	5/8
OPPONENTS	2/2	6/6	6/7	10/12	1/2

ELAM: (44B,41N)(50G)(44G)(26G,51G)(48G,47G,26G)(20G,53N)(40G,28G,30G,59N)(19G,37N)(44G,55G,41G,24G)(23G)(30G,24G,38G,53G)(39G)(40G)(28G,64N,46G,33G,45N)(32G)(37G,50G)

OPPONENTS: (39N,37B)(30G,54G,26G)(44G)(44N,37G)(1)(23G)(45G,51N)(25G,23G,52N)(1)(1)(27G)(20G)(36G,19G)(28N,42G)(1)

BRONCOS	OPPONENTS				
Watson	48	1138	23.7	71	0
Avery LG	9	192	21.3	33	0
Avery TM	7	137	19.6	25	0
B. Miller	4	79	19.8	30	0
Loville	2	22	11.0	12	0
D. Smith	1	12	12.0	11	0
R. Smith	1	10	10.0	10	0
BRONCOS	63	1398	22.2	71	0
OPPONENTS	70	1457	20.8	61	0

1999 DEFENSIVE STATS

(based on coaches' film review)

	TT	UT	A	S-YDS	I-YDS	PD	FF	FR
1 Cadrez	97	73	24	7-24	0-0	5	3	4
2 Romanowski	94	69	25	0-0	3-35	9	0	0
3 Wilson	88	70	18	1-1	0-0	6	1	2
4 E. Brown	80	62	18	1.5-8	1-13	3	0	0
5 Carter	73	57	16	0-0	2-48	12	1	0
6 Crockett	71	64	7	2-24	2-14	10	1	1
7 Braxton	61	45	16	1-10	0-0	0	0	0
8 Pryce	50	36	14	13-75	1-0	0	3	1
9 Tanuvasa	43	36	7	7-30	0-0	2	0	0
10 Traylor	42	36	6	1.5-10.5	0-0	6	2	0
11 James	38	32	6	0-0	5-59	11	2	0
12 Johnson	36	28	8	0-0	0-0	4	0	1
13 Coghill	34	28	6	0-0	1-0	4	0	0
N. Smith	34	26	8	6.5-42	0-0	1	0	0
Hasselbach	25	17	8	2.5-14.5	0-0	0	0	0
16 Williams	19	15	4	4-28	0-0	1	2	0
17 Lodish	13	10	3	0-0	0-0	0	0	0
Mobley	13	10	3	0-0	0-0	1	0	0
19 Raagar	11	8	3	0-0	0-0	0	0	0
20 Wayne	10	8	2	2-15	0-0	0	1	0
Bowens	10	6	4	1-1	0-0	0	0	0
C. Brown	10	5	5	0-0	0-0	0	0	0
23 Grasmans	6	4	2	0-0	0-0	0	0	0
24 Watson	5	5	0	0-0	0-0	2	0	0
25 Ulmer	1	1	0	0-0	0-0	0	0	0
TOTAL	964	751	213	50-283	15-169	75	18	9

1999 GAMES STARTED

OFFENSE

QB Griese, Brian	13
QB Miller, Chris	3
RB Davis, Terrell	4
RB Gary, Olandis	12
FB Griffith, Howard	16
WR Cooper, Andre	1
WR McCaffrey, Ed	15
WR Nash, Marcus	1
WR Smith, Rod	15
TE Carswell, Dwayne	11
TE Sharpe, Shannon	5
C Nalen, Tom	16
T Jones, Tony	12
T Lepsis, Matt	16
T Teague, Trey	4
G Banks, Chris	1
G Neil, Dan	15
G Schlereth, Mark	16

DEFENSE

DE Hasselbach, Harold	2
DE Smith, Neil	8
DE Tanuvasa, Maa	16
DE Williams, Alfred	6
DT Lodish, Mike	2
DT Pryce, Trevor	15
DT Traylor, Keith	15
LB Cadrez, Glenn	15
LB Mobley, John	2
LB Romanowski, Bill	16
LB Wilson, Al	12
CB Carter, Dale	14
CB Crockett, Ray	16
CB James, Tony	4
CB Watson, Chris	1
S Braxton, Tyrone	15
S Brown, Eric	10
S Coghill, George	5
S Johnson, Darnius	2

1999 COACHES

Mike Shanahan (Head Coach), **Frank Bush** (Linebackers), **Barney Chavous** (Asst. Off. Line/Asst. Strength & Cond.), **Rick Dennison** (Special Teams), **Ed Donatelli** (Def. Backs), **George Dyer** (Def. Line), **Alex Gibbs** (Asst. Head Coach/Offensive Line), **Mike Heimerdinger** (Wide Receivers), **Gary Kubiak** (Off. Coordinator/QBs), **Pat McPherson** (Off. Asst.), **Brian Pariani** (Tight Ends), **Ricky Porter** (Strength & Conditioning Asst.), **Greg Robinson** (Def. Coordinator), **Greg Saporta** (Asst. Strength & Cond.), **Rick Smith** (Def. Assistant), **John Teerlinck** (Pass Rush Specialist), **Terry Turney** (Def. Assistant), **Bobby Turner** (Running Backs), **Rich Tuten** (Strength & Conditioning).

1999 LEADERS / RANKINGS

INDIVIDUAL	PLAYER	NO.	AFC RANK	NFL RANK	NFL LEADER	NO.
Points	Elam	116	5t	6t	Vanderjagt (IND)	145
Passing Yards	Gary	1,159	6	11	James (IND)	1,553
Passing Yards	Griese	3,032	8	12	Beuerlein (CAR)	4,436
Passer Rating	Griese	75.6	11t	22t	Warner (STL)	109.2
Receiving Yards	R. Smith	1,020	9	24	Harrison (IND)	1,663
Receptions	R. Smith	79	5	15t	Smith (JAC)	116
Interceptions	James	5	5t	13t	Five Players	7
Sacks	Pryce	13	2	5	Carter (STL)	17

OFFENSE	NO.	AFC RANK	NFL RANK	NFL LEADER	NO.
Points Per Game	19.6	11	18	St. Louis	32.9
Total Yards Per Game	330.2	7	14	St. Louis	400.8
Yards Per Play	5.0	7t	14t	St. Louis	6.5

Rushing Yards Per Game <th>NO.</th> <th>AFC RANK</th> <th>NFL RANK</th> <th>NFL LEADER</th> <th>NO.</th>	NO.	AFC RANK	NFL RANK	NFL LEADER	NO.
Rushing Yards Per Game	116.5	8	12	Jacksonville	130.7
Net Passing Yards Per Game	213.7	7	15	St. Louis	272.1

DEFENSE	NO.	AFC RANK	NFL RANK	NFL LEADER	NO.
Points Per Game	19.9	8	11	Jacksonville	13.6
Total Yards Per Game	297.1	5	7	Buffalo	252.3
Yards Per Play	4.9	7t	9t	Baltimore	4.1
Rushing Yards Per Game	108.6	12	19	St. Louis	74.3
Net Passing Yards Per Game	213.7	7	8	Buffalo	167.2

1999 KEY AWARDS

Pro Bowl (3): C Tom Nalen, DT Trevor Pryce, RB Detron Smith (special teams). **AP All-Pro (2):** DT Trevor Pryce (first team), C Tom Nalen (second team).

1999 NFL STANDINGS

AFC EAST

Team	W	L	T	Pct	PF	PA
yz-Indianapolis	13	3	0	.813	423	333
x-Buffalo	11	5	0	.688	320	229
x-Miami	9	7	0	.563	326	336
New England	8	8	0	.500	299	284
New York Jets	8	8	0	.500	308	309

AFC CENTRAL

Team	W	L	T	Pct	PF	PA
*yz-Jacksonville	14	2	0	.875	396	217
x-Tennessee	13	3	0	.813	392	324
Baltimore	8	8	0	.500	324	277
Pittsburgh	6	10	0	.375	317	320
Cincinnati	4	12	0	.250	283	460
Cleveland	2	14	0	.125	217	437

AFC WEST

Team	W	L	T	Pct	PF	PA
y-Seattle	9	7	0	.563	338	298
Kansas City	9	7	0	.563	390	322
San Diego	8	8	0	.500	269	316
Oakland	8	8	0	.500	390	329
Denver	6	10	0	.375	314	318

NFC EAST

Team	W	L	T	Pct	PF	PA
y-Washington	10	6	0	.625	443	377
x-Dallas	8	8	0	.500	352	276
New York Giants	7	9	0	.438	299	358
Arizona	6	10	0	.375	245	382
Philadelphia	5	11	0	.313	272	357

NFC CENTRAL

Team	W	L	T	Pct	PF	PA
yz-Tampa Bay	11	5	0	.688	270	235
x-Minnesota	10	6	0	.625	399	335
x-Detroit	8	8	0	.500	322	323
Green Bay	8	8	0	.500	357	341
Chicago	6	10	0	.375	272	341

NFC WEST

Team	W	L	T	Pct	PF	PA
*yz-St. Louis	13	3	0	.813	526	242
Carolina	8	8	0	.500	421	381
Atlanta	5	11	0	.313	285	380
San Francisco	4	12	0	.250	295	453
New Orleans	3	13	0	.188	260	434

x - Playoffs; y - Division Title; z - First-round Bye; * - Home-field Advantage

WILD CARD PLAYOFF GAMES

1/8 - at Tennessee 22, Buffalo 16
 1/8 - at Washington 27, Detroit 13
 1/9 - Miami 20, at Seattle 17
 1/9 - at Minnesota 27, Dallas 10

DIVISIONAL PLAYOFF GAMES

1/15 - at Jacksonville 62, Miami 7
 1/15 - at Tampa Bay 14, Washington 13
 1/16 - Tennessee 19, at Indianapolis 16
 1/16 - at St. Louis 49, Minnesota 37

CONFERENCE CHAMPIONSHIPS

1/23 - Tennessee 33, at Jacksonville 14
 1/23 - at St. Louis 11, Tampa Bay 6

SUPER BOWL XXXIV (ATLANTA)

1/30 - St. Louis 23, Tennessee 16

1998 FINAL STATISTICS (14-2)

Head Coach: Mike Shanahan AFC West: 1st Home Stadium: Mile High Stadium

Date	W-L	Score	Opponent	Attendance	RUSHING	No.	Yds.	Avg.	Long	TD
Sept 7	W	27-21	New England	74,745	Davis	392	2008	5.1	70	21
Sept 13	W	42-23	Dallas	75,013	Loville	53	161	3.0	12	2
Sept 20	W	34-17	at Oakland	56,578	Brister	19	102	5.4	38	1
Sept 27	W	38-16	at Washington	71,880	Elway	37	94	2.5	16	1
Oct 4	W	41-16	Philadelphia	73,218	R. Smith	6	63	10.5	37	0
Oct 11	W	21-16	at Seattle	66,258	Hebron	9	31	3.4	8	1
Oct 25	W	37-24	Jacksonville	75,217	Griffith	4	13	3.3	16	0
Nov 1	W	33-26	at Cincinnati	59,974	Rouen	1	0	0.0	0	0
Nov 8	W	27-10	San Diego	74,925	Griese	4	-4	-1.0	0	0
Nov 16	W	30-7	at Kansas City	78,100	BRONCOS	525	2468	4.7	70	26
Nov 22	W	40-14	Oakland	75,325	OPPONENTS	356	1287	3.6	45	8
Nov 29	W	31-16	at San Diego	66,532	RECEIVING	No.	Yds.	Avg.	Long	TD
Dec 6	W	35-31	Kansas City	74,962	R. Smith	86	1222	14.2	58	6
Dec 13	L	16-20	at New York Giants	72,336	McCaffrey	64	1053	16.5	48	10
Dec 21	L	21-31	at Miami	74,363	Sharpe	64	768	12.0	38	10
Dec 27	W	28-21	Seattle	74,057	Davis	25	217	8.7	35	2

TEAM STATISTICS		Den	Opp
TOTAL FIRST DOWNS			
Rushing		347	283
Passing		135	80
Penalty		186	183
3RD DOWN: MADE/ATT	90/207	88/225	
3rd Down Pct.	43.5	39.1	
4TH DOWN: MADE/ATT	4/10	10/19	
4th Down Pct.	40.0	52.6	
POSSESSION AVG.	32:08	27:52	
TOTAL NET YARDS	6092	4935	
Avg. Per Game	380.8	308.4	
Total Plays	1041	999	
Avg. Per Play	5.9	4.9	
NET YARDS RUSHING	2468	1287	
Avg. Per Game	154.3	80.4	
Total Rushes	525	356	
NET YARDS PASSING	3624	3648	
Avg. Per Game	226.5	228.0	
Sacked/Yards Lost	25/184	47/335	
Gross Yards	3808	3983	
Att./Completions	491/290	596/345	
Completion Pct.	59.1	57.9	
Had Intercepted	14	19	
PUNTS/AVERAGE	67/46.2	88/42.4	
NET PUNTING AVG.	67/37.6	88/36.1	
PENALTIES/YARDS	115/1023	113/865	
FUMBLE/BALL LOST	17/6	28/11	
TOUCHDOWNS	62	38	
Rushing	26	8	
Passing	32	28	
Returns	4	2	

SCORE BY PERIODS		1	2	3	4	OT	PTS
BRONCOS							
	144	156	64	137	0	501	
OPPONENTS							
	54	87	58	110	0	309	

SCORING		TD	Ru	Pa	Ret	PAT	FG	S	PTS
Davis	23	21	2	0				0	138
Elam	0	0	0	0	58/58	23/27	0	127	0
McCaffrey	10	0	10	0				0	62
Sharpe	10	0	10	0				0	60
R. Smith	7	0	6	1				0	42
Griffith	3	0	3	0				0	18
Hebron	2	1	0	1				0	12
Loville	2	2	0	0				0	12
Brister	1	1	0	0				0	6
Crockett	1	0	0	1				0	6
Elway	1	1	0	0				0	6
Gordon	1	0	0	1				0	6
Green	1	0	1	0				0	6
Rouen	0	0	0	0	0/1	0/0	0	0	0
BRONCOS	62	26	32	4	58/59	23/27	0	501	
OPPONENTS	38	8	28	2	31/31	14/20	2	309	

2-PT. CONVERSIONS: McCaffrey, **BRONCOS 1-3, OPPONENTS 2-7**
SACKS: Pryce 8.5, Tanuvasa 8.5, Romanowski 7.5, Cadrez 4.0, N. Smith 4.0, Hasselbach 3.0, Williams 3.0, Lodish 2.0, Traylor 2.0, Washington 2.0, Johnson 1.0, Mobley 1.0, Crockett 0.5, **BRONCOS 47.0, OPPONENTS 25.0**

PASSING	Att.	Comp.	Yds.	Comp.%	Yds/Att.	TD	TD%	Int	Int%	Long	Sack/Lost	Rating
Elway	356	210	2806	59.0	7.88	22	6.2	10	2.8	58	18/135	93.0
Brister	131	78	986	59.5	7.53	10	7.6	3	2.3	48	7/49	99.0
Griese	3	1	2	33.3	0.67	0	0.0	1	33.3	2	0/0	2.8
R. Smith	1	1	14	100.0	14.00	0	0.0	0	0.0	14	0/0	118.8
BRONCOS	491	290	3808	59.1	7.76	32	6.5	14	2.9	58	25/184	93.5
OPPONENTS	596	345	3983	57.9	6.68	28	4.7	19	3.2	75t	47/335	80.5

INTERCEPTIONS		No.	Yds.	Avg.	Long	TD
Gordon	4	125	31.3	55t	1	
Crockett	3	105	35.0	80t	1	
Johnson	2	79	39.5	45	0	
Romanowski	2	22	11.0	18	0	
Cadrez	2	11	5.5	6	0	
Braxton	1	72	72.0	72	0	
Coghill	1	20	20.0	20	0	
Atwater	1	4	4.0	4	0	
N. Smith	1	2	2.0	2	0	
Pryce	1	1	1.0	1	0	
Mobley	1	-2	-2.0	-2	0	
BRONCOS	19	439	23.1	80t	2	
OPPONENTS	14	270	19.3	94t	2	

PUNTING		No.	Yds.	Avg.	Net	TB	In20	Long	B
Rouen	66	3097	46.9	37.6	10	14	76	1	
BRONCOS	67	3097	46.2	37.6	10	14	76	1	
OPPONENTS	88	3733	42.4	36.1	8	22	69	1	

PUNT RETURNS		No.	FC	Yds.	Avg.	Long	TD
Gordon	3	6	379	11.1	44	0	
Coghill	3	2	20	6.7	8	0	
Paul	1	0	0	0.0	0	0	
BRONCOS	38	8	399	10.5	44	0	
OPPONENTS	43	2	381	8.9	39	0	

KICKOFF RETURNS		No.	Yds.	Avg.	Long	TD
Hebron	46	1216	26.4	95t	1	
Loville	6	105	17.5	25	0	
D. Smith	3	51	17.0	21	0	
Burns	2	17	8.5	17	0	
Tanuvasa	1	13	13.0	13	0	
BRONCOS	58	1402	24.2	95t	1	
OPPONENTS	89	2006	22.5	91	0	

FIELD GOALS		1-19	20-29	30-39	40-49	50+
Elam	0/0	3/3	13/14	4/6	3/4	
BRONCOS	0/0	3/3	13/14	4/6	3/4	
OPPONENTS	1/1	6/7	3/5	3/4	1/3	

ELAM: (53G,42G)((35G,35G)(37G)((31G,63G,32G)(33G,37G)(31G,26G)(42G,46G,35G)(33G,23G)(34G)(37B)(24G,38G,30G)(52G,44G,43N)(42N,55N)
OPPONENTS: (39N,37B)(30G,54G,26G)(44G)(44N,37G)((23G)(45G,51N)(25G,23G,52N)((1)(27G)(20G)(36G,19G)(28N,42G))

1998 DEFENSIVE STATS

(based on coaches' film review)

	TT	UT	A	S-YDS	I-YDS	PD	FF	FR
1 Mobley	132	105	27	1-7	1-2	13	2	1
2 Cadrez	105	76	29	4-20	2-11	2	3	0
3 Romanowski	95	71	24	7.5-56.5	2-22	9	3	3
4 Atwater	85	55	30	0-0	1-4	7	0	0
5 Gordon	74	61	13	0-0	4-125	12	0	1
6 Crockett	68	61	7	0.5-2.5	3-105	15	1	0
7 Pryce	59	48	11	8.5-56.5	1-1	0	0	0
8 Braxton	57	43	14	0-0	1-72	6	1	0
9 Tanuvasa	53	47	6	8.5-66.5	0-0	0	1	2
10 Traylor	49	40	9	2-8	0-0	2	0	1
11 E. Brown	43	29	14	0-0	0-0	3	0	1
12 Johnson	39	35	4	1-11	2-79	9	0	0
13 N. Smith	38	25	13	4-38	1-2	2	1	0
14 Washington	33	27	6	2-8	0-0	0	0	0
15 Hasselbach	27	24	3	3-26	0-0	0	0	0
16 Williams	19	11	8	3-24	0-0	2	0	0
17 Lodish	14	7	7	2-11	0-0	0	0	0
18 James	12	10	2	0-0	0-0	2	0	0
Coghill	12	9	3	0-0	1-20	1	0	0
20 Joyner	9	6	3	0-0	0-0	0	0	0
21 Burns	8	6	2	0-0	0-0	1	0	0
22 Paul	5	5	0	0-0	0-0	2	0	0
TEAM	1,036	801	235	47-335	19-439	88	12	9

1998 GAMES STARTED

OFFENSE	DEFENSE	
QB Brister, Bubby	4 DE Hasselbach, Harald	3
QB Elway, John	12 DE Smith, Neil	14
RB Davis, Terrell	16 DE Tanuvasa, Maa	16
FB Griffith, Howard	14 DT Lodish, Mike	1
FB Smith, Detron	2 DT Pryce, Trevor	15
WR Green, Willie	1 DT Traylor, Keith	14
WR McCaffrey, Ed	15 LB Cadrez, Glenn	15
WR Smith, Rod	16 LB Joyner, Seth	1
TE Carswell, Dwayne	1 LB Mobley, John	15
TE Sharpe, Shannon	16 LB Romanowski, Bill	16
C Nalen, Tom	16 CB Crockett, Ray	16
T Jones, Tony	16 CB Gordon, Darrien	16
T Swayne, Harry	16 CB Johnson, Darrius	2
G Neil, Dan	16 S Atwater, Steve	16
G Schlereth, Mark	16 S Braxton, Tyrone	6
	S Brown, Eric	10

1998 COACHES

Mike Shanahan (Head Coach), **Frank Bush** (Linebackers), **Barney Chavous** (Asst. Offensive Line/Asst. Strength & Conditioning), **Rick Dennison** (Special Teams), **Ed Donatelli** (Defensive Backs), **George Dyer** (Defensive Line), **Alex Gibbs** (Asst. Head Coach/Offensive Line), **Mike Heimerdinger** (Wide Receivers), **Gary Kubiak** (Offensive Coordinator/OBs), **Pat McPherson** (Defensive Asst.), **Brian Pariani** (Tight Ends), **Ricky Porter** (Offensive Asst.), **Greg Robinson** (Defensive Coordinator), **Greg Saporta** (Asst. Strength & Conditioning), **Rick Smith** (Defensive Asst.), **John Teerlink** (Pass Rush Specialist), **Bobby Turner** (Running Backs), **Rich Tuten** (Strength & Conditioning).

1998 LEADERS / RANKINGS

INDIVIDUAL	PLAYER	NO.	AFC RANK	NFL RANK	NFL LEADER	NO.
Points	Davis	138	2	3	Anderson (MIN)	164
Rushing Yards	Davis	2,008	1	1	Davis (DEN)	2,008
Passing Yards	Elway	2,806	6	12	Favre (GB)	4,212
Passer Rating	Brister	99.0	2	5	Cunningham (MIN)	106.0
Receiving	R. Smith	1,222	2	4	Freeman (GB)	1,424
Receptions	R. Smith	86	2	3	Sanders (ARI)	89
Interceptions	Gordon	4	14	24	Law (NE)	9
Sacks	Pryce/Tanuvasa	8.5	10	27	Swain (SEA)	16.5

OFFENSE	NO.	AFC RANK	NFL RANK	NFL LEADER	NO.
Points Per Game	31.3	1	2	Minnesota	34.8
Total Yards Per Game	380.8	1	3	San Francisco	425.0
Yards Per Play	5.9	1	3	Min./S.F.	6.2
Rushing Yards Per Game	154.3	1	2	San Francisco	159.0
Net Passing Yards Per Game	226.5	4	7	Minnesota	270.5

DEFENSE	NO.	AFC RANK	NFL RANK	NFL LEADER	NO.
Points Per Game	19.3	4	8	Miami	16.6
Total Yards Per Game	308.4	7	11	San Diego	263.0
Yards Per Play	4.9	6	9	San Diego	4.3
Rushing Yards Per Game	80.4	2	3	San Diego	71.3
Net Passing Yards Per Game	228.0	14	26	Philadelphia	170.0

1998 KEY AWARDS

Pro Bowl (10): S Steve Atwater, RB Terrell Davis, K Jason Elam, QB John Elway, T Tony Jones, WR Ed McCaffrey, C Tom Nalen, LB Bill Romanowski, G Mark Schlereth, TE Shannon Sharpe. **AP All-Pro (4):** RB Terrell Davis (first team), K Jason Elam (second team), WR Ed McCaffrey (second team), TE Shannon Sharpe (first team). **AP NFL MVP:** RB Terrell Davis. **AP NFL Offensive Player of the Year:** RB Terrell Davis. **Super Bowl XXXIII MVP:** QB John Elway.

1998 NFL STANDINGS

AFC EAST

Team	W	L	T	Pct	PF	PA
yz-New York Jets	12	4	0	.750	416	266
x-Miami	10	6	0	.625	321	265
x-Buffalo	10	6	0	.625	400	333
x-New England	9	7	0	.563	337	329
Indianapolis	3	13	0	.188	310	444

AFC CENTRAL

Team	W	L	T	Pct	PF	PA
y-Jacksonville	11	5	0	.688	392	338
Tennessee	8	8	0	.500	330	320
Pittsburgh	7	9	0	.438	263	303
Baltimore	6	10	0	.375	269	335
Cincinnati	3	13	0	.188	268	452

AFC WEST

Team	W	L	T	Pct	PF	PA
*yz-Denver	14	2	0	.875	501	309
Oakland	8	8	0	.500	288	356
Seattle	8	8	0	.500	372	310
Kansas City	7	9	0	.438	327	363
San Diego	5	11	0	.313	241	342

NFC EAST

Team	W	L	T	Pct	PF	PA
y-Dallas	10	6	0	.625	381	275
x-Arizona	9	7	0	.563	325	378
New York Giants	8	8	0	.500	287	309
Washington	6	10	0	.375	319	421
Philadelphia	3	13	0	.188	161	344

NFC CENTRAL

Team	W	L	T	Pct	PF	PA
*yz-Minnesota	15	1	0	.938	556	296
x-Green Bay	11	5	0	.688	408	319
Tampa Bay	8	8	0	.500	314	295
Detroit	5	11	0	.313	306	378
Chicago	4	12	0	.250	276	368

NFC WEST

Team	W	L	T	Pct	PF	PA
yz-Atlanta	14	2	0	.875	442	289
x-San Francisco	12	4	0	.750	479	328
New Orleans	6	10	0	.375	305	359
St. Louis	4	12	0	.250	285	378
Carolina	4	12	0	.250	336	413

x - Playoffs; y - Division Title; z - First-round Bye; * - Home-field Advantage

WILD CARD PLAYOFF GAMES

- 1/2 - at Miami 24, Buffalo 17
- 1/2 - Arizona 20, at Dallas 7
- 1/3 - at Jacksonville 25, New England 10
- 1/3 - at San Francisco 30, Green Bay 27

DIVISIONAL PLAYOFF GAMES

- 1/9 - at Denver 38, Miami 3
- 1/9 - at Atlanta 20, San Francisco 18
- 1/10 - at New York Jets 34, Jacksonville 24
- 1/10 - at Minnesota 41, Arizona 21

CONFERENCE CHAMPIONSHIPS

- 1/17 - at Denver 23, New York Jets 10
- 1/17 - Atlanta 30, at Minnesota 27 (OT)

SUPER BOWL XXXIII (MIAMI)

- 1/31 - Denver 34, Atlanta 19

1997 FINAL STATISTICS (12-4)

Head Coach: Mike Shanahan AFC West: 2nd Home Stadium: Mile High Stadium

Date	W-L	Score	Opponent	Attendance	RUSHING	No.	Yds.	Avg.	Long	TD
Aug 31	W	19-3	Kansas City	75,600	Davis	369	1750	4.7	50t	15
Sept 7	W	35-14	at Seattle	55,859	Hebron	49	222	4.5	46	1
Sept 14	W	35-14	St. Louis	74,338	Elway	50	218	4.4	23	1
Sept 21	W	38-20	Cincinnati	73,871	Loville	25	124	5.0	17	1
Sept 28	W	29-21	at Atlanta	48,211	Griffith	9	34	3.8	9	0
Oct 6	W	34-13	New England	75,821	R. Smith	5	16	3.2	21	0
Oct 19	L	25-28	at Oakland	57,006	D. Smith	4	10	2.5	11	0
Oct 26	W	23-20	at Buffalo (OT)	78,458	Brister	4	2	0.5	2	0
Nov 2	W	30-27	Seattle	74,212	Lewis	5	2	0.4	5	0
Nov 9	W	34-0	Carolina	71,408	BRONCOS	520	2378	4.6	50t	18
Nov 16	L	22-24	at Kansas City	77,963	OPPONENTS	381	1803	4.7	83t	10
Nov 24	W	31-3	Oakland	75,307	RECEIVING	No.	Yds.	Avg.	Long	TD
Nov 30	W	38-28	at San Diego	54,245	Sharpe	72	1107	15.4	68t	3
Dec 7	L	24-35	at Pittsburgh	59,739	R. Smith	70	1180	16.9	78	12
Dec 15	L	17-34	at San Francisco	68,461	McCaffrey	45	590	13.1	35	8
Dec 21	W	38-3	San Diego	69,632	Davis	42	287	6.8	25	0
					Green	19	240	12.6	31	2
					Carswell	12	96	8.0	24t	1
					Griffith	11	55	5.0	20	0
					D. Smith	4	41	10.3	17t	1
					Hebron	3	36	12.0	21	0
					Jeffers	3	24	8.0	10	0
					Chamberlain	2	18	9.0	9	0
					Loville	2	10	5.0	7	0
					Lynn	1	21	21.0	21	0
					Nalen	1	-1	-1.0	-1	0
					BRONCOS	287	3704	12.9	78	27
					OPPONENTS	290	3166	10.9	69t	20

TEAM STATISTICS	Den	Opp
TOTAL FIRST DOWNS	340	258
Rushing	138	83
Passing	172	145
Penalty	30	30
3RD DOWN: MADE/ATT	92/217	65/207
3rd Down Pct.	42.4	31.4
4TH DOWN: MADE/ATT	7/16	8/19
4th Down Pct.	43.8	42.1
POSSESSION AVG.	32.07	27.53
TOTAL NET YARDS	5872	4671
Avg. Per Game	367.0	291.9
Total Plays	1068	951
Avg. Per Play	5.5	4.9
NET YARDS RUSHING	2378	1803
Avg. Per Game	148.6	112.7
Total Rushes	520	381
NET YARDS PASSING	3494	2868
Avg. Per Game	218.4	179.3
Sacked/Yards Lost	35/210	44/298
Gross Yards	3704	3166
Att./Completions	513/287	526/290
Completion Pct.	55.9	55.1
Had Intercepted	11	18
PUNTS/AVERAGE	60/43.3	94/43.5
NET PUNTING AVG.	60/38.1	94/35.7
PENALTIES/YDS.	116/1006	130/1118
FUMBLES/LOST	25/10	27/13
TOUCHDOWNS	55	35
Rushing	18	10
Passing	27	20
Returns	10	5

SCORE BY PERIODS	1	2	3	4	OT	Total
BRONCOS	107	140	137	85	3	472
OPPONENTS	34	100	68	85	0	287

SCORING	TD	Ru	Pa	Ret	PAT	FG	S	PTS
Elam	0	0	0	0	46/46	26/36	0	124
Davis	15	15	0	0	0	0	0	96
R. Smith	12	0	12	0	0	0	0	72
McCaffrey	8	0	8	0	0	0	0	48
Gordon	4	0	0	4	0	0	0	24
Sharpe	2	0	3	0	0	0	0	20
Green	2	0	2	0	0	0	0	12
Bentley TM	0	0	0	0	4/4	2/3	0	0
Atwater	1	0	0	1	0	0	0	6
Braxton	1	0	0	1	0	0	0	6
Carswell	1	0	1	0	0	0	0	6
Elway	1	1	0	0	0	0	0	6
Hebron	1	1	0	0	0	0	0	6
Johnson	1	0	0	1	0	0	0	6
Loville	1	1	0	0	0	0	0	6
Mobley	1	0	0	1	0	0	0	6
D. Smith	1	0	1	0	0	0	0	6
Traylor	1	0	0	1	0	0	0	6
Williams	1	0	0	1	0	0	0	6
BRONCOS	55	18	27	10	50/50	28/39	0	472
OPPONENTS	35	10	20	5	35/35	14/19	0	287

2-PT. CONVERSIONS: Davis 3, Sharpe, **BRONCOS 4-5, OPPONENTS 0-0**

SACKS: N. Smith 8.5, Tanuvasa 8.5, Williams 8.5, Mobley 4.0, Gordon 2.0, Pryce 2.0, Romanowski 2.0, Traylor 2.0, Hasselbach 1.5, Atwater 1.0, Lodish 1.0, McKyer 1.0, Braxton 0.5, Richie 0.5, **BRONCOS 44.0, OPPONENTS 35.0**

PASSING	Att.	Comp.	Yds.	Comp.%	Yds/Att.	TD	TD%	Int	Int%	LG	Sack/Lost	Rating
Elway	502	280	3635	55.8	7.24	27	5.4	11	2.2	78	34/203	87.5
Brister	9	6	48	66.7	5.33	0	0.0	0	0.0	15	0/0	79.9
Lewis	2	1	21	50.0	10.50	0	0.0	0	0.0	21	1/7	87.5
BRONCOS	513	287	3704	55.9	7.22	27	5.3	11	2.1	78	35/210	87.4
OPPONENTS	526	290	3166	55.1	6.02	20	3.8	18	3.4	69t	44/298	71.5

INTERCEPTIONS	No.	Yds.	Avg.	Long	TD
Braxton	4	113	28.3	43	1
Gordon	4	64	16.0	32t	1
Crockett	4	18	4.5	10	0
Atwater	2	42	21.0	22t	1
Traylor	1	62	62.0	62t	1
Mobley	1	13	13.0	13t	1
Romanowski	1	7	7.0	7	0
McKyer	1	0	0.0	0	0
BRONCOS	18	319	17.7	62t	5
OPPONENTS	11	193	17.5	55t	1

PUNTING	No.	Yds.	Avg.	Net	TB	In20	Long	B
Rouen	60	2598	43.3	38.1	4	22	57	0
BRONCOS	60	2598	43.3	38.1	4	22	57	0
OPPONENTS	94	4091	43.5	35.7	9	16	73	0

PUNT RETURNS	No.	FC	Yds.	Avg.	Long	TD
Gordon	40	22	543	13.6	94t	3
R. Smith	1	0	12	12.0	12	0
BRONCOS	41	22	555	13.5	94t	3
OPPONENTS	26	17	235	9.0	83t	1

KICKOFF RETURNS	No.	Yds.	Avg.	Long	TD
Hebron	43	1009	23.5	46	0
Loville	5	136	27.2	61	0
Burns	4	45	11.3	18	0
Chamberlain	1	13	13.0	13	0
D. Smith	1	0	0.0	0	0
BRONCOS	54	1203	22.3	61	0
OPPONENTS	89	1827	20.5	77	0

FIELD GOALS 1-19 20-29 30-39 40-49 50+
 Elam 0/0 10/11 10/12 3/8 3/5
 Bentley TM 0/0 1/1 1/1 0/1 0/0
BRONCOS 0/0 11/12 11/13 3/9 3/5
OPPONENTS 0/0 4/4 3/5 4/4 3/6

ELAM: (35G,36G,25G,53G)(38G,51G)(43B)(25G)(0)(40N,44G,43N)
 (38N,23G,22G,33G)(23G,48G,22G)(42N,25G,50G)(21G,38G,59N,
 38G,28G,34G)(36G)(35B,32G)(35G,53N)(49G,44N,29N)(25G)
BRONCOS: (35G,36G,25G,53G)(38G,51G)(43B)(25G)(21G,
 48N,33G)(40N,44G,43N)(38N,23G,22G,33G)(23G,48G,22G)
 (42N,25G,50G)(21G,38G,59N,38G,28G,34G)(36G)(35B,32G)
 (35G,53N)(49G,44N,29N)(25G)
OPPONENTS: (20G)(37N)(56N,38G,43G)(52N)(26G,49G)(
 30G,55G)(52G,41G)(54G)(41G)(51N)(35N,32G,20G)(26G)

1997 DEFENSIVE STATS

(based on coaches' film review)

	TT	UT	A	S-YDS	I-YDS	PD	FF	FR
1 Mobley	162	113	49	4-23	1-13	8	3	1
2 Romanowski	117	77	40	2-18	1-7	2	2	0
3 Braxton	90	74	16	0.5-0.5	4-113	9	1	3
4 Crockett	83	69	14	0-0	4-18	21	1	0
Atwater	83	61	22	1-18	2-42	8	0	2
6 Aldridge	80	55	25	0-0	0-0	6	1	0
7 Gordon	62	50	12	2-2	4-64	11	1	1
8 Traylor	51	39	12	2-20	1-62	2	0	0
9 Williams	48	39	9	8.5-74	0-0	1	1	1
10 N. Smith	46	38	8	8.5-39.5	0-0	4	1	0
11 Pryce	28	20	8	2-9.5	0-0	0	0	0
12 Hasselbach	23	19	4	1.5-14.5	0-0	1	0	0
13 Tanuvasa	21	20	1	8.5-44.5	0-0	0	0	0
14 Johnson	17	17	0	0-0	0-0	7	0	0
McKyer	17	12	5	1-13	1-0	5	1	0
16 Lodish	14	9	5	1-7.5	0-0	0	0	1
17 Perry	11	9	2	0-0	0-0	3	1	0
18 Cadrez	8	7	1	0-0	0-0	0	0	0
19 Dodge	7	6	1	0-0	0-0	0	0	0
20 Hilliard	5	2	3	0-0	0-0	2	0	0
21 Burns	3	2	1	0-0	0-0	0	0	0
22 E. Jones	1	1	0	0-0	0-0	0	0	0
Veland	1	1	0	0-0	0-0	1	0	0
Richie	1	0	1	0.5-2	0-0	0	0	0
TEAM	979	740	239	44-298	18-319	91	13	9

1997 GAMES STARTED

OFFENSE

DEFENSE

QB Elway, John	16	DE Hasselbach, Harald	3
RB Davis, Terrell	15	DE Smith, Neil	13
RB Hebron, Vaughn	1	DE Williams, Alfred	16
FB Griffith, Howard	13	DT Perry, Michael Dean	8
WR Green, Willie	1	DT Pryce, Trevor	3
WR McCaffrey, Ed	15	DT Tanuvasa, Maa	5
WR Smith, Rod	16	DT Traylor, Keith	16
TE Carswell, Dwayne	3	LB Aldridge, Allen	15
TE Sharpe, Shannon	16	LB Mobley, John	16
C Nalen, Tom	16	LB Romanowski, Bill	16
T Brown, Jamie	2	CB Crockett, Ray	16
T Jones, Tony	16	CB Gordon, Darrien	16
T Zimmerman, Gary	14	CB McKyer, Tim	1
G Diaz-Infante, David	7	S Atwater, Steve	15
G Habib, Brian	14	S Braxton, Tyrone	16
G Schlereth, Mark	11	S Dodge, Dedrick	1

1997 COACHES

Mike Shanahan (Head Coach), **Frank Bush** (Linebackers), **Barney Chavous** (Asst. Offensive Line/Asst. Strength & Conditioning), **Rick Dennison** (Special Teams), **Ed Donatelli** (Defensive Backs), **George Dyer** (Defensive Line), **Alex Gibbs** (Asst. Head Coach/Offensive Line), **Mike Heimerdinger** (Wide Receivers), **Gary Kubiak** (Offensive Coordinator/Quarterbacks), **Brady Pariani** (Tight Ends), **Ricky Porter** (Offensive Asst.), **Greg Robinson** (Defensive Coordinator), **Greg Saporta** (Asst. Strength & Conditioning), **Rick Smith** (Defensive Asst.), **John Teerlink** (Pass Rush Specialist), **Bobby Turner** (Running Backs), **Rich Tuten** (Strength & Conditioning).

1997 LEADERS / RANKINGS

INDIVIDUAL	PLAYER	NO.	AFC RANK	NFL RANK	NFL LEADER	NO.
Points	Elam	124	2	4	Hollis (JAC)	134
Rushing Yards	Davis	1,750	1	2	Sanders (DET)	2,053
Passing Yards	Elway	3,635	4	5	Favre (GB)	3,867
Passer Rating	Elway	87.5	4	7	Young (SF)	104.7
Receiving Yards	R. Smith	1,180	4	8t	Moore (DET)	1,584
Receptions	Sharpe	72	7t	15t	Moore (DET)	104
Interceptions	Three Players	4	8t	23t	McNeil (STL)	9
Sacks	Three Players	8.5	10t	25t	Randall (MIN)	15.5

OFFENSE	NO.	AFC RANK	NFL RANK	NFL LEADER	NO.
Points Per Game	29.5	1	1	Denver	29.5
Total Yards Per Game	367.0	1	1	Denver	367.0
Yards Per Play	5.5	1t	3t	Detroit	5.6
Rushing Yards Per Game	148.6	3	4	Pittsburgh	154.9
Net Passing Yards Per Game	218.4	7	9	Seattle	247.4

DEFENSE	NO.	AFC RANK	NFL RANK	NFL LEADER	NO.
Points Per Game	17.9	2t	6t	Kansas City	14.5
Total Yards Per Game	291.9	1	5	San Francisco	250.8
Yards Per Play	4.9	4t	12t	San Francisco	4.2
Rushing Yards Per Game	112.7	10	16	Pittsburgh	82.4
Net Passing Yards Per Game	179.3	2	5	Dallas	157.6

1997 KEY AWARDS

Pro Bowl (5): RB Terrell Davis, QB John Elway, C Tom Nalen, TE Shannon Sharpe, DE Neil Smith. **AP All-Pro (3):** RB Terrell Davis (first team), LB John Mobley (first team), TE Shannon Sharpe (first team). **Super Bowl XXXII MVP:** RB Terrell Davis.

1997 NFL STANDINGS

AFC EAST

Team	W	L	T	Pct	PF	PA
y-New England	10	6	0	.625	369	289
x-Miami	9	7	0	.563	339	327
New York Jets	9	7	0	.563	348	287
Buffalo	6	10	0	.375	255	367
Indianapolis	3	13	0	.188	313	401

AFC CENTRAL

Team	W	L	T	Pct	PF	PA
yz-Pittsburgh	11	5	0	.688	372	307
x-Jacksonville	11	5	0	.688	394	318
Tennessee	8	8	0	.500	333	310
Cincinnati	7	9	0	.438	355	405
Baltimore	6	9	1	.406	326	345

AFC WEST

Team	W	L	T	Pct	PF	PA
*yz-Kansas City	13	3	0	.813	375	232
x-Denver	12	4	0	.750	472	287
Seattle	8	8	0	.500	365	362
Oakland	4	12	0	.250	324	419
San Diego	4	12	0	.250	266	425

NFC EAST

Team	W	L	T	Pct	PF	PA
y-New York Giants	10	5	1	.656	307	265
Washington	8	7	1	.531	327	289
Philadelphia	6	9	1	.406	317	372
Dallas	6	10	0	.375	304	314
Arizona	4	12	0	.250	283	379

NFC CENTRAL

Team	W	L	T	Pct	PF	PA
yz-Green Bay	13	3	0	.813	422	282
x-Tampa Bay	10	6	0	.625	299	263
x-Detroit	9	7	0	.563	379	306
x-Minnesota	9	7	0	.563	354	359
Chicago	4	12	0	.250	263	421

NFC WEST

Team	W	L	T	Pct	PF	PA
*yz-San Francisco	13	3	0	.813	375	265
Carolina	7	9	0	.438	265	314
Atlanta	7	9	0	.438	320	361
New Orleans	6	10	0	.375	327	327
St. Louis	5	11	0	.313	299	359

x - Playoffs; y - Division Title; z - First-round Bye; * - Home-field Advantage

WILD CARD PLAYOFF GAMES

12/27 - at Denver 42, Jacksonville 17
 12/27 - Minnesota 23, at New York Giants 22
 12/28 - at New England 17, Miami 3
 12/28 - at Tampa Bay 20, Detroit 10

DIVISIONAL PLAYOFF GAMES

1/3 - at Pittsburgh 7, New England 6
 1/3 - at San Francisco 38, Minnesota 22
 1/4 - Denver 14, at Kansas City 10
 1/4 - at Green Bay 21, Tampa Bay 7

CONFERENCE CHAMPIONSHIPS

1/11 - Denver 24, at Pittsburgh 21
 1/11 - Green Bay 23, at San Francisco 10

SUPER BOWL XXXII (SAN DIEGO)

1/25 - Denver 31, Green Bay 24

1996 FINAL STATISTICS (13-3)

Head Coach: Mike Shanahan AFC West: 1st Home Stadium: Mile High Stadium

Date	W-L	Score	Opponent	Attendance	RUSHING	No.	Yds.	Avg.	Long	TD
Sept 1	W	31-6	New York Jets	70,595	Davis	345	1538	4.5	71t	13
Sept 8	W	30-20	at Seattle	43,671	Hebron	49	262	5.3	47	0
Sept 15	W	27-23	Tampa Bay	71,535	Elway	50	249	5.0	22	4
Sept 22	L	14-17	at Kansas City	79,439	Craver	59	232	3.9	28	2
Sept 29	W	14-10	at Cincinnati	51,798	Lewis	4	39	9.8	18	0
Oct 6	W	28-17	San Diego	75,058	Miller	3	39	13.0	26t	1
Oct 20	W	45-34	Baltimore	70,453	Rivers	2	6	3.0	3	0
Oct 27	W	34-7	Kansas City	75,652	R. Smith	1	1	1.0	1	0
Nov 4	W	22-21	at Oakland	61,179	Musgrave	12	-4	-0.3	6	0
Nov 10	W	17-12	Chicago	75,555	BRONCOS	525	2362	4.5	71t	20
Nov 17	W	34-8	at New England	59,452	OPPONENTS	345	1331	3.9	56	5
Nov 24	W	21-17	at Minnesota	59,142						
Dec 1	W	34-7	Seattle	74,982	RECEIVING	No.	Yds.	Avg.	Long	TD
Dec 8	L	6-41	at Green Bay	60,712	Sharpe	80	1062	13.3	51	10
Dec 15	W	24-19	Oakland	75,466	Miller	56	735	13.1	46	3
Dec 22	L	10-16	at San Diego	46,801	McCaffrey	48	553	11.5	39t	7
					Craver	39	297	7.6	39t	1
					Davis	36	310	8.6	23	2
					R. Smith	16	237	14.8	49t	2
					Sherrard	16	185	11.6	25t	1
					Carswell	15	85	5.7	11	0
					Chamberlain	12	129	10.8	17	0
					Hebron	7	43	6.1	11	0
					Kinchen	1	27	27.0	27	0
					Rivers	1	-1	-1.0	-1	0
					BRONCOS	327	3662	11.2	51	26
					OPPONENTS	302	3413	11.3	51t	22

TEAM STATISTICS		Den	Opp
TOTAL FIRST DOWNS		336	261
Rushing		134	67
Passing		180	165
Penalty		22	29
3RD DOWN: MADE/ATT		112/229	78/217
3rd Down Pct.		48.9	35.9
4TH DOWN: MADE/ATT		6/11	7/16
4th Down Pct.		54.5	43.8
POSSESSION AVG.		33:17	26:43
TOTAL NET YARDS		5791	4470
Avg. Per Game		361.9	279.4
Total Plays		1092	951
Avg. Per Play		5.3	4.7
NET YARDS RUSHING		2362	1331
Avg. Per Game		147.6	83.2
Total Rushes		525	345
NET YARDS PASSING		3429	3139
Avg. Per Game		214.3	196.2
Sacked/Yards Lost		31/233	40/274
Gross Yards		3662	3413
Att./Completions		536/327	566/302
Completion Pct.		61.0	53.4
Had Intercepted		17	23
PUNTS/AVERAGE		65/41.8	83/46.1
NET PUNTING AVG.		65/36.2	83/37.4
PENALTIES/YARDS		109/949	119/834
FUMBLES/BALL LOST		27/15	26/9
TOUCHDOWNS		47	31
Rushing		20	5
Passing		26	22
Returns		1	4

SCORE BY PERIODS	1	2	3	4	OT	Total
BRONCOS	131	132	65	63	0	391
OPPONENTS	52	77	78	68	0	275

SCORING	TD	Ru	Pa	Rt	PAT	FG	2pt	PTS
Elam	0	0	0	0	46/46	21/28	0	109
Davis	15	13	2	0	0	0	0	90
Sharpe	10	0	10	0	0	0	0	60
McCaffrey	7	0	7	0	0	0	0	42
Elway	4	4	0	0	0	0	0	24
Miller	4	1	3	0	0	0	0	24
Craver	3	2	1	0	0	0	0	18
R. Smith	2	0	2	0	0	0	0	12
Braxton	1	0	0	1	0	0	0	6
Sherrard	1	0	1	0	0	0	0	6
BRONCOS	47	20	26	1	46/46	21/28	0	391
OPPONENTS	31	5	22	4	25/25	20/23	2	275

2-PT. CONVERSIONS: BRONCOS 0-1, OPPONENTS 2-6

SACKS: A. Williams 13.0, Geathers 5.0, Tanuvasa 5.0, Crockett 4.0, Perry 3.5, Romanowski 3.0, Hasselbach 2.0, Lodish 1.5, Mobley 1.5, D. Williams 1.0, Robinson 0.5, **BRONCOS 40.0, OPPONENTS 31.0**

PASSING	Att.	Comp.	Yds.	Comp.%	Yd./Att.	TD	TD%	Int	Int%	LG	Sack/Lost	Rating
Elway	466	287	3328	61.6	7.14	26	5.6	14	3.0	51	26/194	89.2
Musgrave	52	31	276	59.6	5.31	0	0.0	2	3.8	46	4/32	57.9
Lewis	17	9	58	52.9	3.41	0	0.0	1	5.9	11	1/7	35.9
Craver	1	0	0	0.0	0.00	0	0.0	0	0.0	0	0/0	39.6
BRONCOS	536	327	3662	61.0	6.83	26	4.9	17	3.2	51	31/233	84.3
OPPONENTS	566	302	3413	53.4	6.03	22	3.9	23	4.1	51t	40/274	67.7

INTERCEPTIONS	No.	Yds.	Avg.	Long	TD
Braxton	9	128	14.2	69t	1
Atwater	3	11	3.7	11	0
Romanowski	3	1	0.3	1	0
Crockett	2	34	17.0	34	0
Washington	2	17	8.5	23	0
James	2	15	7.5	15	0
Hilliard	1	27	27.0	27	0
Mobley	1	8	8.0	8	0
BRONCOS	23	241	10.5	69t	1
OPPONENTS	17	171	10.1	34	0

PUNTING	No.	Yds.	Avg.	Net	TB	In20	In30	B
Rouen	65	2714	41.8	36.2	5	16	57	0
BRONCOS	65	2714	41.8	36.2	5	16	57	0
OPPONENTS	83	3825	46.1	37.4	7	18	67	0

PUNT RETURNS	No.	FC	Yds.	Avg.	Long	TD
Kinchen	26	4	300	11.5	40	0
R. Smith	23	15	283	12.3	36	0
BRONCOS	49	19	583	11.9	40	0
OPPONENTS	23	22	261	11.3	88t	1

KICKOFF RETURNS	No.	Yds.	Avg.	Long	TD
Hebron	45	1099	24.4	59	0
Chamberlain	3	49	16.3	21	0
Jeffers	1	18	18.0	18	0
R. Smith	1	29	29.0	29	0
BRONCOS	50	1195	23.9	59	0
OPPONENTS	76	1602	21.1	97t	1

FIELD GOALS	1-19	20-29	30-39	40-49	50+
Elam	2/2	8/8	4/5	6/10	1/3
OPPONENTS	0/0	8/8	7/8	4/5	1/2

ELAM: (28G) (18G, 28G, 33G) (45G, 20G) (52N, 34N) () () (34G) (40G, 47N, 29G) (36G, 43G, 28G) (24G) (52N, 28G, 47G) (42N) (44G, 18G) (40G, 39G) (38G, 40N) (51G, 45N).

OPPONENTS: () (27G, 40G) (24G, 35G, 28G) (37G) (44G) (27G) (45G, 33G) (54N) (30N) (35G, 48G) (40N), (27G) () (33G, 22G) (28G, 35G) (50G, 21G, 22G).

1996 DEFENSIVE STATS

(based on coaches' film review)

	TT	UT	A	S-YDS	I-YDS	PD	FF	FR
1 Romanowski	128	94	34	3-15	3-1	12	0	3
2 Aldridge	121	74	47	0-0	0-0	6	1	0
3 Atwater	116	89	27	0-0	3-11	9	1	0
4 Braxton	102	78	24	0-0	9-128	19	3	1
5 Mobley	93	67	26	1.5-2	1-8	4	0	0
6 Crockett	68	56	12	4-29	2-34	15	3	0
7 A. Williams	65	55	10	13-103	0-0	4	5	1
8 Washington	44	33	11	0-0	2-17	10	0	0
9 Perry	39	33	6	3.5-22	0-0	4	2	1
10 Hilliard	30	26	4	0-0	1-27	5	0	0
Lodish	30	19	11	1.5-8.5	0-0	0	0	0
12 Tanuvasa	24	15	9	5-39	0-0	1	0	1
13 Williams	22	17	5	0-0	2-15	7	1	1
D. Williams	22	14	8	1-3	0-0	0	0	1
15 Geathers	18	13	5	5-34	0-0	0	0	0
16 Hasselbach	17	14	3	2-16	0-0	2	2	0
17 Hauck	16	10	6	0-0	0-0	0	0	0
18 Cadrez	15	7	8	0-0	0-0	0	0	0
19 Johnson	9	8	1	0-0	0-0	2	1	0
20 Burns	5	2	3	0-0	0-0	0	0	0
21 R. Jones	3	2	1	0-0	0-0	1	0	0
E. Jones	3	2	1	0-0	0-0	0	0	0
23 Robinson	2	1	1	0.5-2.5	0-0	0	0	0
TOTALS	992	729	263	40-274	23-241	101	19	9

1996 GAMES STARTED

OFFENSE		DEFENSE	
QB Elway, John	15	DE Hasselbach, Harald	1
QB Musgrave, Bill	1	DE Williams, Alfred	16
RB Davis, Terrell	16	DE Williams, Dan	15
FB Craver, Aaron	15	DT Lodish, Mike	16
WR McCaffrey, Ed	15	DT Perry, Michael Dean	15
WR Miller, Anthony	16	DT Tanuvasa, Maa	1
WR Smith, Rod	1	LB Aldridge, Allen	16
TE Carswell, Dwayne	2	LB Mobley, John	16
TE Sharpe, Shannon	15	LB Romanowski, Bill	16
C Nalen, Tom	16	CB Crockett, Ray	15
T Brown, Jamie	2	CB Hilliard, Randy	3
T Thompson, Broderick	16	CB James, Tory	2
T Zimmerman, Gary	14	CB Washington, Lionel	12
G Diaz-Infante, David	2	S Atwater, Steve	16
G Habib, Brian	16	S Braxton, Tyrone	16
G Schlereith, Mark	14		

1996 COACHES

Mike Shanahan (Head Coach), **Frank Bush** (Linebackers), **Barnes Chavous** (Asst. Offensive Line/Asst. Strength and Conditioning), **Rick Densten** (Offensive Asst.), **Ed Donatelli** (Defensive Backs), **George Dyer** (Defensive Line), **Alex Gibbs** (Asst. Head Coach/Offensive Line), **Mike Heimerdinger** (Wide Receivers), **Gary Kubiak** (Offensive Coordinator/QBs), **Brian Pariani** (Tight Ends), **Greg Robinson** (Defensive Coordinator), **Greg Saporta** (Administrative Asst./Strength and Conditioning), **Richard Smith** (Special Teams), **Rick Smith** (Defensive Asst.), **Bobby Turner** (Running Backs), **Rich Tulen** (Strength and Conditioning).

1996 LEADERS / RANKINGS

INDIVIDUAL	PLAYER	NO.	AFC RANK	NFL RANK	NFL LEADER	NO.
Points	Elam	109	8	14	Kasay (CAR)	145
Rushing Yards	Davis	1,538	1	2	Sanders (DET)	1,553
Passing Yards	Elway	3,328	5	7	Brunell (JAC)	4,367
Passer Rating	Elway	89.2	1	4	Young (SF)	97.2
Receiving Yards	Sharpe	1,062	9	15	Bruce (STL)	1,338
Receptions	Sharpe	80	8t	16	Rice (SF)	108
Interceptions	Braxton	9	1	1t	Braxton (DEN)/Lyle (STL)	9
Sacks	A. Williams	13	3t	5t	Greene (CAR)	14.5

OFFENSE	NO.	AFC RANK	NFL RANK	NFL LEADER	NO.
Points Per Game	24.4	2	4	Green Bay	28.5
Total Yards Per Game	361.9	1	1	Denver	361.9
Yards Per Play	5.3	3	4t	Baltimore	5.6
Rushing Yards Per Game	147.6	1	1	Denver	147.6
Net Passing Yards Per Game	214.3	7	13	Baltimore	248.6

DEFENSE	NO.	AFC RANK	NFL RANK	NFL LEADER	NO.
Points Per Game	17.2	3	7	Green Bay	13.1
Total Yards Per Game	279.4	2	4	Green Bay	259.8
Yards Per Play	4.7	3t	6t	Green Bay	4.2
Rushing Yards Per Game	83.2	1	1	Denver	83.2
Net Passing Yards Per Game	136.2	4	10	Green Bay	171.3

1996 KEY AWARDS

Pro Bowl (9): S Steve Atwater, S Tyrone Braxton, RB Terrell Davis, QB John Elway, DE Michael Dean Perry, LB Bill Romanowski, TE Shannon Sharpe, DE Alfred Williams, T Gary Zimmerman. **AP All-Pro (6):** S Steve Atwater (second team), RB Terrell Davis (first team), QB John Elway (second team), TE Shannon Sharpe (first team), DE Alfred Williams (first team), T Gary Zimmerman (first team). **AP NFL Offensive Player of the Year:** RB Terrell Davis. **Sports Illustrated NFL MVP:** RB Terrell Davis. **K.C. 101 Club AFC Coach of the Year:** Mike Shanahan.

1996 NFL STANDINGS

AFC EAST	W	L	T	Pct	PF	PA
Team						
y-New England	11	5	0	.688	418	313
x-Buffalo	10	6	0	.625	319	266
x-Indianapolis	9	7	0	.563	317	334
Miami	8	8	0	.500	339	325
New York Jets	1	15	0	.063	279	454

AFC CENTRAL	W	L	T	Pct	PF	PA
Team						
y-Pittsburgh	10	6	0	.625	344	257
x-Jacksonville	9	7	0	.563	325	335
Houston	8	8	0	.500	345	319
Cincinnati	8	8	0	.500	372	369
Baltimore	4	12	0	.250	371	441

AFC WEST	W	L	T	Pct	PF	PA
Team						
*y-Denver	13	3	0	.813	391	275
Kansas City	9	7	0	.563	297	300
San Diego	8	8	0	.500	310	376
Oakland	7	9	0	.438	340	293
Seattle	7	9	0	.438	317	376

NFC EAST	W	L	T	Pct	PF	PA
Team						
y-Dallas	10	6	0	.625	286	250
x-Philadelphia	10	6	0	.625	363	341
Washington	9	7	0	.563	364	312
Arizona	7	9	0	.438	300	397
New York Giants	6	10	0	.375	242	297

NFC CENTRAL	W	L	T	Pct	PF	PA
Team						
*yz-Green Bay	13	3	0	.813	456	210
x-Minnesota	9	7	0	.563	298	315
Chicago	7	9	0	.438	283	305
Tampa Bay	6	10	0	.375	221	293
Detroit	5	11	0	.313	302	368

NFC WEST	W	L	T	Pct	PF	PA
Team						
yz-Carolina	12	4	0	.750	367	218
x-San Francisco	12	4	0	.750	398	257
St. Louis	6	10	0	.375	303	409
Atlanta	3	13	0	.188	309	461
New Orleans	3	13	0	.188	229	339

x - Playoffs; y - Division Title; z - First-round Bye; * - Home-field Advantage

WILD CARD PLAYOFF GAMES

12/28 - Jacksonville 30, at Buffalo 27
 12/28 - at Dallas 40, Minnesota 15
 12/29 - at Pittsburgh 42, Indianapolis 14
 12/29 - at San Francisco 14, Philadelphia 0

DIVISIONAL PLAYOFF GAMES

1/4 - Jacksonville 30, at Denver 27
 1/4 - at Green Bay 35, San Francisco 14
 1/5 - at New England 28, Pittsburgh 3
 1/5 - at Carolina 26, Dallas 17

CONFERENCE CHAMPIONSHIPS

1/12 - at New England 20, Jacksonville 6
 1/12 - at Green Bay 30, Carolina 13

SUPER BOWL XXXI (NEW ORLEANS)

1/26 - Green Bay 35, New England 21

1995 FINAL STATISTICS (8-8)

Head Coach: Mike Shanahan AFC West: 4th Home Stadium: Mile High Stadium

Date	W-L	Score	Opponent	Attendance	RUSHING	No.	Yds.	Avg.	Long	TD
Sept 3	W	22-7	Buffalo	75,157	Davis	237	1117	4.7	60	7
Sept 10	L	21-31	at Dallas	64,578	Craver	73	333	4.6	23	5
Sept 17	W	38-31	Washington	71,930	Milburn	49	266	5.4	29	0
Sept 24	L	6-17	at San Diego	58,978	Elway	41	176	4.3	25	1
Oct 1	L	10-27	at Seattle	49,914	Bernstine	23	76	3.3	18	1
Oct 8	W	37-3	at New England	60,074	Pritchard	6	17	2.8	9	0
Oct 16	W	27-0	Oakland	75,491	Miller	3	8	2.7	7	0
Oct 22	L	7-21	Kansas City	71,044	Miller	1	5	5.0	5	0
Nov 5	W	38-6	Arizona	71,488	Rivers	2	2	1.0	1	0
Nov 12	L	13-31	at Philadelphia	60,842	McCaffrey	1	-1	-1.0	-1	0
Nov 19	W	30-27	San Diego	74,681	Musgrave	4	-4	-1.0	0	0
Nov 26	L	33-42	at Houston	36,113	BRONCOS	440	1995	4.5	60	14
Dec 3	W	31-23	Jacksonville	72,231	OPPONENTS	451	1895	4.2	74	19
Dec 10	L	27-31	Seattle	71,488						
Dec 17	L	17-20	at Kansas City	75,061						
Dec 24	W	31-28	at Oakland	50,074						

TEAM STATISTICS	Den	Opp
TOTAL FIRST DOWNS	344	322
Rushing	114	114
Passing	205	186
Penalty	25	22
3RD DOWN: MADE/ATT	89/207	92/212
3rd Down Pct.	43.0	43.4
4TH DOWN: MADE/ATT	8/18	10/21
4th Down Pct.	44.4	47.6
POSSESSION AVG.	30:09	29:51
TOTAL NET YARDS	6040	5193
Avg. Per Game	377.5	324.6
Total Plays	1060	1010
Avg. Per Play	5.7	5.1
NET YARDS RUSHING	1995	1895
Avg. Per Game	124.7	118.4
Total Rushes	440	451
NET YARDS PASSING	4045	3298
Avg. Per Game	252.8	206.1
Sacked/Yards Lost	26/215	30/220
Gross Yards	4260	3518
Att./Completions	594/350	529/297
Completion Pct.	58.9	56.1
Had Intercepted	14	8
PUNTS/AVERAGE	54/40.9	76/42.8
NET PUNTING AVG.	54/37.3	76/34.9
PENALTIES/YARDS	109/851	103/848
FUMBLES/BALL LOST	25/16	20/13
TOUCHDOWNS	42	44
Rushing	17	19
Passing	20	20
Returns	1	5

SCORE BY PERIODS	1	2	3	4	OT	Total
BRONCOS	96	137	64	91	0	388
OPPONENTS	72	103	68	102	0	345

SCORING	TD	Ru	Pa	Rt	PAT	FG	S	PTS
Elam	0	0	0	0	39/39	31/38	0	132
Miller	14	0	14	0	0/0	0/0	0	84
Davis	8	7	1	0	0/0	0/0	0	48
Craver	6	5	1	0	0/0	0/0	0	36
Sharpe	4	0	4	0	0/0	0/0	0	24
Pritchard	3	0	3	0	0/0	0/0	0	18
McCaffrey	2	0	2	0	0/0	0/0	0	14
Elway	1	1	0	0	0/0	0/0	0	14
Bernstine	1	1	0	0	0/0	0/0	0	6
Evans	1	0	1	0	0/0	0/0	0	6
Smith	1	0	1	0	0/0	0/0	0	6
Crockett	1	0	0	1	0/0	0/0	0	6
BRONCOS	42	14	27	1	39/39	31/38	0	388
OPPONENTS	44	19	20	5	42/42	13/19	0	345

2-PT. CONVERSIONS: Elway, McCaffrey, **BRONCOS 2-3, OPPONENTS 0-2**

SACKS: Perry 6.0, Fletcher 5.0, Hasselbach 4.0, Crockett 3.0, Cadrez 2.0, Dronett 2.0, Williams 2.0, Aldridge 1.5, Burns 1.5, Jones 1.0, Robinson 1.0, Alexander 0.5, Wilson 0.5.

BRONCOS 30.0, OPPONENTS 26.0	PASSING	Att.	Comp.	Yds.	Comp.%	Yd./Att.	TD	TD%	Int	Int%	LG	Sack/Lost	Rating
Elway	542	316	3970	58.3	7.32	26	4.8	14	2.6	62t	22/180	86.4	
Miller	40	26	197	65.0	4.93	1	2.5	0	0.0	18	4/32	85.1	
Musgrave	12	8	93	66.7	7.75	0	0.0	0	0.0	23	0/0	89.9	
BRONCOS	594	350	4260	58.9	7.17	27	4.5	14	2.4	62t	26/215	86.4	
OPPONENTS	529	297	3518	56.1	6.65	20	3.8	8	1.5	57	30/220	82.9	

RECEIVING	No.	Yds.	Avg.	Long	TD
Sharpe	63	756	12.0	49	4
Miller	59	1079	18.3	62t	14
Davis	49	367	7.5	31	1
Craver	43	369	8.6	32	1
McCaffrey	39	477	12.2	35	2
Pritchard	33	441	13.4	45t	3
Milburn	22	191	8.7	23	0
Johnson	12	170	14.2	23	0
Evans	12	124	10.3	22	1
Smith	6	152	25.3	43t	1
Bernstine	5	54	10.8	38	0
Carswell	3	37	12.3	5	0
Rivers	3	32	10.7	23	0
Chamberlain	1	11	11.0	11	0
BRONCOS	350	4260	12.2	62t	27
OPPONENTS	297	3518	11.8	57	20

INTERCEPTIONS	No.	Yds.	Avg.	Long	TD
Atwater	3	54	18.0	25	0
Braxton	2	36	18.0	36	0
Alexander	2	5	2.5	4	0
Hager	1	19	19.0	19	0
BRONCOS	8	114	14.3	36	0
OPPONENTS	14	103	7.4	29	0

PUNTING	No.	Yds.	Avg.	Net	TB	In20	Long	B
Rouen	52	2192	42.2	37.6	3	22	61	1
Elam	1	17	17.0	17.0	0	1	17	0
BRONCOS	54	2209	40.9	37.3	3	23	61	1
OPPONENTS	76	3253	42.8	34.9	12	18	62	0

PUNT RETURNS	No.	FC	Yds.	Avg.	Long	TD
Milburn	31	17	354	11.4	44	0
Crockett	0	0	4	—	4	0
Smith	0	1	0	—	—	0
BRONCOS	31	18	358	11.5	44	0
OPPONENTS	25	12	137	5.5	52	0

KICKOFF RETURNS	No.	Yds.	Avg.	Long	TD
Milburn	47	1269	27.0	86	0
Craver	7	50	7.1	13	0
Smith	4	54	13.5	17	0
Robinson	1	14	14.0	14	0
Burns	1	5	5.0	5	0
BRONCOS	60	1392	23.2	86	0
OPPONENTS	77	1671	21.7	94t	2

FIELD GOALS	1-19	20-29	30-39	40-49	50+
Elam	0/0	7/9	14/15	5/7	5/7
OPPONENTS	0/0	4/4	4/7	4/5	1/3

ELAM: (22G,52G,20G,38N,38G,37G) () (20G) (23G,52G) (23N,52N,30G) (37G,30G,51G) (30G,32G,33G,37G) () (53G) (44G,48G) (20G,35G,46N,32G) (56G,48N,35G) (38G) (29G,46G,66N) (49G) (45G,28N,27G,37G)

OPPONENTS: () (45G) (30N,31G) (45G) (48N,45G,20G) (51G) () (35N) (31G,20G,54N) (52N,39G) (29G,32G) () (47G) (36G) (37N) ()

1995 DEFENSIVE STATS

(based on coaches' film review)

	TT	UT	A	S-YDS	I-YDS	PD	FF	FR
1 Atwater	148	107	41	0-0	3-54	8	3	0
2 Aldridge	110	77	33	1.5-10.5	0-0	3	1	1
Braxton	110	74	36	0-0	2-36	10	0	0
4 Crockett	78	61	17	3-32	0-0	16	1	1
5 Wyman	73	54	19	0-0	0-0	1	1	0
6 Washington	62	46	16	0-0	0-0	9	1	1
7 J. Jones	49	26	23	1-8	0-0	0	0	2
8 Hager	48	35	13	0-0	1-19	5	0	0
9 Cadrez	44	22	22	2-3	0-0	0	2	0
10 Perry	42	38	4	6-52	0-0	8	2	0
11 Fletcher	40	34	6	5-42	0-0	1	2	0
12 Alexander	36	28	8	0.5-1	2-5	3	1	0
13 D. Jones	25	17	8	0-0	0-0	1	2	0
14 Hasselbach	24	15	9	4-23	0-0	2	0	4
15 Burns	22	14	8	1.5-9	0-0	0	1	0
16 Hilliard	20	16	4	0-0	0-0	4	1	0
17 Thomas	17	12	5	0-0	0-0	3	1	0
18 Hauck	16	10	6	0-0	0-0	1	0	0
19 R. Jones	10	8	2	0-0	0-0	3	0	0
20 Dronett	8	5	3	2-12	0-0	1	0	0
21 Williams	6	5	1	2-19	0-0	1	0	0
Robinson	6	3	3	1-4	0-0	0	0	1
23 Lodish	4	4	0	0-0	0-0	0	0	0
24 Garnett	3	3	0	0-0	0-0	0	0	0
25 Bradford	1	1	0	0-0	0-0	1	0	0
Wilson	1	1	0	0.5-4.5	0-0	0	0	0
TOTALS	1,003	716	287	30-220	7-114	81	19	10

1995 GAMES STARTED

OFFENSE

DEFENSE

QB Elway, John	16	DE Dronett, Shane	2
RB Bernstein, Rod	3	DE Hasselbach, Harold	10
RB Craver, Aaron	12	DE Williams, Dan	6
RB Davis, Terrell	14	DT Jones, James	16
RB Milburn, Glyn	1	DT Perry, Michael Dean	14
WR Johnson, Vance	1	LB Aldridge, Allen	12
WR McCaffrey, Ed	4	LB Alexander, Elijah	8
WR Miller, Anthony	14	LB Cadrez, Glenn	7
WR Pritchard, Mike	13	LB Fletcher, Simon	16
WR Smith, Rod	1	LB Hager, Britt	5
TE Carswell, Dwayne	2	LB Jones, Dante	5
TE Evans, Jerry	2	LB Wyman, Dave	11
TE Sharpe, Shannon	12	CB Crockett, Ray	16
C Nalen, Tom	15	CB Washington, Lionel	16
C Tamm, Ralph	1	S Atwater, Steve	16
T Thompson, Broderick	16	S Braxton, Tyrone	16
T Zimmerman, Gary	16		
G Habib, Brian	16		
G Schlereth, Mark	16		

1995 COACHES

Mike Shanahan (Head Coach), **Frank Bush** (Linebackers), **Barney Chavous** (Asst. Offensive Line/Asst. Strength and Conditioning), **Rick Dennison** (Offensive Asst.), **Ed Donatelli** (Defensive Backs), **George Dyer** (Defensive Line), **Alex Gibbs** (Asst. Head Coach/Offensive Line), **Mike Heimerdinger** (Wide Receivers), **Gary Kubiak** (Offensive Coordinator/QBs), **Brian Pariani** (Tight Ends), **Al Reynolds** (Defensive Asst./Asst. Defensive Backs), **Greg Robinson** (Defensive Coordinator), **Greg Saporta** (Administrative Asst./Strength and Conditioning), **Richard Smith** (Special Teams), **Bobby Turner** (Running Backs), **Rich Tuten** (Strength and Conditioning).

1995 LEADERS / RANKINGS

INDIVIDUAL	PLAYER	NO.	AFC RANK	NFL RANK	NFL LEADER	NO.
Points	Elam	132	2	3t	Smith (DAL)	150
Rushing Yards	Davis	1,117	3	9	Smith (DAL)	1,773
Passing Yards	Elway	3,970	1	5t	Favre (GB)	4,413
Passer Rating	Elway	86.4	6	14	Harbaugh (IND)	100.7
Receiving Yards	Miller	1,079	5	16	Rice (SF)	1,848
Receptions	Sharpe	63	12t	29t	Moore (DET)	123
Interceptions	Atwater	3	16t	37t	Thomas (MIN)	9
Sacks	Perry	6	25t	48t	Paup (BUF)	17.5

OFFENSE	NO.	AFC RANK	NFL RANK	NFL LEADER	NO.
Points Per Game	24.3	3	9	San Francisco	28.6
Total Yards Per Game	377.5	1	3	Detroit	382.1
Yards Per Play	5.7	1	3t	Detroit	6.0
Rushing Yards Per Game	124.7	3	5	Kansas City	138.9
Net Passing Yards Per Game	252.8	2	7	San Francisco	288.0

DEFENSE	NO.	AFC RANK	NFL RANK	NFL LEADER	NO.
Points Per Game	21.6	9	17	Kansas City	15.1
Total Yards Per Game	324.6	9	15	San Francisco	274.9
Yards Per Play	5.1	9	14t	Kansas City	4.3
Rushing Yards Per Game	118.4	11	23	San Francisco	66.3
Net Passing Yards Per Game	206.1	5	9	New York Jets	171.3

1995 KEY AREAS

Pro Bowl (6): S Steve Atwater, K Jason Elam, KR Glyn Milburn, WR Anthony Miller, TE Shannon Sharpe, T Gary Zimmerman. **AP All-Pro (4):** K Jason Elam (second team), KR Glyn Milburn (second team), TE Shannon Sharpe (second team), T Gary Zimmerman (second team). **Football Digest NFL Rookie of the Year:** RB Terrell Davis.

1995 NFL STANDINGS

AFC EAST

Team	W	L	T	Pct	PF	PA
y-Buffalo	10	6	0	.625	350	335
x-Indianapolis	9	7	0	.563	331	316
x-Miami	9	7	0	.563	398	332
New England	6	10	0	.375	294	377
New York Jets	3	13	0	.188	233	384

AFC CENTRAL

Team	W	L	T	Pct	PF	PA
yz-Pittsburgh	11	5	0	.688	407	327
Cincinnati	7	9	0	.438	349	374
Houston	7	9	0	.438	348	324
Cleveland	5	11	0	.313	289	356
Jacksonville	4	12	0	.250	275	404

AFC WEST

Team	W	L	T	Pct	PF	PA
*yz-Kansas City	13	3	0	.813	358	241
x-San Diego	9	7	0	.563	321	323
Seattle	8	8	0	.500	363	366
Denver	8	8	0	.500	388	345
Oakland	8	8	0	.500	348	332

NFC EAST

Team	W	L	T	Pct	PF	PA
*yz-Dallas	12	4	0	.750	435	291
x-Philadelphia	10	6	0	.625	318	338
Washington	6	10	0	.375	326	359
New York Giants	5	11	0	.313	290	340
Arizona	4	12	0	.250	275	422

NFC CENTRAL

Team	W	L	T	Pct	PF	PA
y-Green Bay	11	5	0	.688	404	314
x-Detroit	10	6	0	.625	436	336
Chicago	9	7	0	.563	392	360
Minnesota	8	8	0	.500	412	385
Tampa Bay	7	9	0	.438	238	335

NFC WEST

Team	W	L	T	Pct	PF	PA
yz-San Francisco	11	5	0	.688	457	258
x-Atlanta	9	7	0	.563	362	349
St. Louis	7	9	0	.438	309	411
Carolina	7	9	0	.438	289	325
New Orleans	7	9	0	.438	319	348

x - Playoffs; y - Division Title; z - First-round Bye; * - Home-field Advantage

WILD CARD PLAYOFF GAMES

12/30 - at Buffalo 37, Miami 22
 12/30 - at Philadelphia 58, Detroit 37
 12/31 - Indianapolis 35, at San Diego 20
 12/31 - at Green Bay 37, Atlanta 20

DIVISIONAL PLAYOFF GAMES

1/6 - at Pittsburgh 40, Buffalo 21
 1/6 - Green Bay 27, at San Francisco 17
 1/7 - Indianapolis 10, at Kansas City 7
 1/7 - at Dallas 30, Philadelphia 11

CONFERENCE CHAMPIONSHIPS

1/14 - at Pittsburgh 20, Indianapolis 16
 1/14 - at Dallas 38, Green Bay 27

SUPER BOWL XXX (TEMPE, ARIZ.)

1/28 - Dallas 27, Pittsburgh 17

1994 FINAL STATISTICS (7-9)

Head Coach: Wade Phillips AFC West: 4th Home Stadium: Mile High Stadium

Date	W-L	Score	Opponent	Attendance	RUSHING	No.	Yds.	Avg.	Long	TD
Sept 4	L	34-37	San Diego	74,032	L. Russell	190	620	3.3	22	9
Sept 11	L	22-25	at New York Jets (OT)	73,436	Elway	58	235	4.1	21	4
Sept 18	L	16-48	L.A. Raiders	75,764	Milburn	58	201	3.5	20	1
Sept 26	L	20-27	at Buffalo	75,373	Clark	56	168	3.0	12	3
Oct 9	W	16-9	at Seattle	63,872	Bernstine	17	91	5.4	24	0
Oct 17	L	28-31	Kansas City	75,151	Rivers	43	83	1.9	11	2
Oct 23	W	20-15	at San Diego	61,626	Millen	5	57	11.4	24	0
Oct 30	W	26-14	Cleveland	73,190	Campbell	2	6	3.0	6	0
Nov 6	L	21-27	at L.A. Rams	48,103	D. Russell	1	6	6.0	6	0
Nov 13	W	17-10	Seattle	71,290	Miller	1	3	3.0	3	0
Nov 20	W	32-28	Atlanta	70,594	BRONCOS	431	1470	3.4	24	19
Nov 27	W	15-13	Cincinnati	69,714	OPPONENTS	432	1752	4.1	36	12
Dec 4	W	20-17	at Kansas City (OT)	77,631	RECEIVING	No.	Yds.	Avg.	Long	TD
Dec 11	L	13-23	at L.A. Raiders	60,016	Sharpe	87	1010	11.6	44	4
Dec 17	L	19-42	San Francisco	64,884	Milburn	77	549	7.1	33	3
Dec 24	L	28-30	New Orleans	64,445	Miller	60	1107	18.5	76	5

TEAM STATISTICS	Den	Opp
TOTAL FIRST DOWNS	346	303
Rushing	101	103
Passing	202	182
Penalty	43	18
3RD DOWN: MADE/ATT	87/231	86/217
3rd Down Pct.	37.7	39.6
4TH DOWN: MADE/ATT	7/17	3/10
4th Down Pct.	41.2	30.0
POSSESSION AVG.	30:58	29:02
TOTAL NET YARDS	5487	5907
Avg. Per Game	342.9	369.2
Total Plays	1112	1023
Avg. Per Play	4.9	5.8
NET YARDS RUSHING	1470	1752
Avg. Per Game	91.9	109.5
Total Rushes	431	432
NET YARDS PASSING	4017	4155
Avg. Per Game	251.1	259.7
Sacked/Yards Lost	55/366	23/141
Gross Yards	4383	4296
Att./Completions	626/388	568/322
Completion Pct.	62.0	56.7
Had Intercepted	13	12
PUNTS/AVERAGE	76/42.9	76/43.5
NET PUNTING AVG.	76/37.1	76/35.8
PENALTIES/YARDS	101/865	134/1031
FUMBLES/BALL LOST	27/18	24/14
TOUCHDOWNS	37	43
Rushing	19	12
Passing	18	28
Returns	0	3

SCORE BY PERIODS	1	2	3	4	OT	Total
BRONCOS	53	96	102	93	3	347
OPPONENTS	64	148	77	104	3	396

SCORING	TD	Ru	Pa	Rt	PAT	FG	S	PTS
Elam	0	0	0	0	29/29	30/37	0	119
L. Russell	9	9	0	0	0/0	0/0	0	54
Miller	5	0	5	0	0/0	0/0	0	32
Sharpe	4	0	4	0	0/0	0/0	0	28
Elway	4	4	0	0	0/0	0/0	0	24
Milburn	4	1	3	0	0/0	0/0	0	24
Clark	3	3	0	0	0/0	0/0	0	18
Evans	2	0	2	0	0/0	0/0	0	12
Rivers	2	2	0	0	0/0	0/0	0	12
Campbell	1	0	1	0	0/0	0/0	0	6
Pritchard	1	0	1	0	0/0	0/0	0	6
D. Russell	1	0	1	0	0/0	0/0	0	6
Tillman	1	0	1	0	0/0	0/0	0	6
BRONCOS	37	19	18	0	29/29	30/37	0	347
OPPONENTS	43	12	28	3	35/35	31/37	0	396

2-PT. CONVERSIONS: Sharpe 2, Miller, **BRONCOS 3-8, OPPONENTS 5-8**

SACKS: Fletcher 7.0, Dronett 6.0, Washington 2.5, Hasselbach 2.0, Mecklenburg 1.5, Alexander 1.0, Bradford 1.0, Robinson 1.0, D. Smith 1.0, **BRONCOS 23.0, OPPONENTS 55.0**

RECEIVING	No.	Yds.	Avg.	Long	TD
Sharpe	87	1010	11.6	44	4
Milburn	77	549	7.1	33	3
Miller	60	1107	18.5	76	5
L. Russell	38	227	6.0	19	0
Tillman	28	455	16.3	63	1
D. Russell	25	342	13.7	43	1
Rivers	20	136	6.8	25	0
Pritchard	19	271	14.3	50t	1
Evans	13	127	9.8	20t	2
Bernstine	9	70	7.8	16	0
Clark	9	47	5.2	10	0
Kimbrough	2	20	10.0	12	0
Campbell	1	22	22.0	22t	1
BRONCOS	388	4383	11.3	76	18
OPPONENTS	322	4296	13.3	75t	28

INTERCEPTIONS	No.	Yds.	Avg.	Long	TD
Jones	2	9	4.5	9	0
Hilliard	2	8	4.0	8	0
Crockett	2	6	3.0	6	0
Atwater	1	24	24.0	24	0
Washington	1	5	5.0	5	0
Fletcher	1	4	4.0	4	0
Alexander	1	2	2.0	2	0
B. Smith	1	0	0.0	0	0
Williams	1	-3	-3.0	-3	0
BRONCOS	12	55	4.6	24	0
OPPONENTS	13	288	22.2	99t	3

PUNTING	No.	Yds.	Avg.	Net	TB	In20	Long	B
Rouen	76	3258	42.9	37.1	8	23	59	0
TEAM	76	3258	42.9	37.1	8	23	59	0
OPPONENTS	76	3303	43.5	35.8	10	21	62	0

PUNT RETURNS	No.	FC	Yds.	Avg.	Long	TD
Milburn	41	4	379	9.2	44	0
BRONCOS	41	4	379	9.2	44	0
OPPONENTS	39	13	275	7.1	29	0

KICKOFF RETURNS	No.	Yds.	Avg.	Long	TD
Milburn	37	793	21.4	40	0
By'not'e	24	545	22.7	41	0
D. Russell	5	105	21.0	34	0
Campbell	3	24	8.0	11	0
Clark	3	34	11.3	20	0
Carswell	1	0	0.0	0	0
Evans	1	6	6.0	6	0
Swann	1	16	16.0	16	0
BRONCOS	75	1523	20.3	41	0
OPPONENTS	70	1396	19.9	62	0

FIELD GOALS	1-19	20-29	30-39	40-49	50+
Elam	0/0	11/11	11/11	7/12	1/3
OPPONENTS	3/3	8/9	11/13	9/10	0/2

ELAM: (25G, 43G) (43G,21G,29G) (43G) (41N, 28G, 43G) (26G,33G,37G,43N) () (49N,54G,25G) (27G,32G) (42G,57N,29G) (42G) (35G,50B) (34G,33G,45N,37G,44N) (34G,34G) (20G,21G) (28G,45G) (32G,30G)

OPPONENTS: (27G) (39G) (42G,33G) (36G, 28G) (37G, 36G,42G) (27N,19G) (22G,39G,37G, 26G,44G) (43G,45G) (35G,18G) (56N,19G) () (43G,32G,51N) (22G,37B) (44G,29G,47G,30G, 28G) () (26G,44B,32B,37G,40G)

PASSING	Att.	Comp.	Yds.	Comp.%	Yd./Att.	TD	TD%	Int	Int%	LG	Sack/Lost	Rating
Elway	494	307	3490	62.1	7.06	16	3.2	10	2.0	63	46/303	85.7
Millen	131	81	893	61.8	6.82	2	1.5	3	2.3	76	9/63	77.6
Rivers	1	0	0	0.0	0.00	0	0.0	0	0.0	0	0/0	39.6
BRONCOS	626	388	4383	62.0	7.00	18	2.9	13	2.1	76	55/366	83.8
OPPONENTS	568	322	4296	56.7	7.56	28	4.9	12	2.1	75t	23/141	88.5

1994 DEFENSIVE STATS

(based on coaches' film review)

	TT	UT	A	S-YDS	I-YDS	PD	FF	FR
1 Alexander	172	105	67	1-10	1-2	7	0	1
2 Atwater	125	72	53	0-0	1-24	8	1	2
3 Mecklenburg	85	52	33	1.5-11	0-0	3	2	2
4 Washington	82	49	33	2.5-13	1-5	3	2	0
5 Fletcher	76	42	34	7-41	1-4	5	1	2
6 Crockett	70	48	22	0-0	2-6	20	0	2
7 B. Smith	68	54	14	0-0	1-0	14	0	0
8 Hasselbach	66	40	26	2-13	0-0	1	1	0
9 Dronett	63	39	24	6-35	0-0	5	1	0
10 R. Jones	55	37	18	0-0	2-9	5	0	1
11 Croel	52	29	23	0-0	0-0	1	1	0
12 Hilliard	51	46	25	0-0	2-8	14	2	0
13 D. Smith	42	25	17	1-9	0-0	5	1	0
14 D. Hall	34	18	16	0-0	0-0	1	0	0
15 Bradford	27	18	9	1-8	0-0	5	0	0
16 Fuller	22	17	5	0-0	0-0	3	0	0
17 Williams	22	11	11	0-0	1-3	2	0	0
18 Harvey	21	9	12	0-0	0-0	2	0	0
19 Burns	18	14	4	0-0	0-0	0	0	0
20 J. Robinson	14	8	6	1-1	0-0	1	0	0
21 Wyman	11	7	4	0-0	0-0	0	0	0
22 Aldridge	8	1	7	0-0	0-0	0	0	0
23 Oshodin	5	5	0	0-0	0-0	0	0	0
24 Sanders	3	1	2	0-0	0-0	0	0	0
25 By'not'e	1	1	0	0-0	0-0	0	0	0
Donahue	1	0	1	0-0	0-0	0	0	0
TOTAL	1,194	748	446	23-141	12-55	105	11	11

1994 GAMES STARTED

OFFENSE

QB Elway, John	14
QB Millen, Hugh	2
RB Bernstein, Rod	3
RB Clark, Derrick	4
RB Milburn, Glyn	6
RB Rivers, Reggie	1
RB Russell, Leonard	14
WR Campbell, Jeff	1
WR Miller, Anthony	14
WR Russell, Derek	12
WR Tillman, Cedric	3
TE Evans, Jerry	9
TE Sharpe, Shannon	13
C Widell, Dave	16
T Freeman, Russell	7
T Maggs, Don	1
T Scraftford, Kirk	8
T Zimmerman, Gary	16
G Habib, Brian	16
G Melander, Jon	15
G Nalen, Tom	1

DEFENSE

DE Dronett, Shane	15
DE Fletcher, Simon	16
DE Hasselbach, Harald	3
DE Williams, Dan	15
NT Washington, Ted	16
LB Aldridge, Allen	16
LB Alexander, Elijah	1
LB Burns, Keith	1
LB Croel, Mike	12
LB Fuller, Randy	1
LB Harvey, Richard	1
LB Mecklenburg, Karl	15
CB Bradford, Ronnie	1
CB Crockett, Ray	14
CB Hilliard, Randy	14
CB Smith, Ben	4
S Atwater, Steve	14
S Hall, Darryl	3
S Jones, Rondell	2
S Smith, Dennis	12

1994 COACHES

Wade Phillips (Head Coach), **Vernon Banks** (Strength & Conditioning), **Barney Chavous** (Defensive Line Asst./Strength & Conditioning Asst.), **Jim Fassel** (Asst. Head Coach/Offensive Coordinator), **Mo Forte** (Wide Receivers), **Leon Fuller** (Defensive Backs), **Bishop Harris** (Running Backs), **John Lepra** (Offensive Line), **Rex Norris** (Defensive Line), **Al Reynolds** (Asst. Defensive Backs/Quality Control), **Harold Richardson** (Special Asst. to the Head Coach/Offense), **Richard Smith** (Special Teams/Linebackers), **Les Steckel** (Tight Ends), **Charlie Waters** (Defensive Coordinator), **John Paul Young** (Linebackers).

1994 LEADERS / RANKINGS

INDIVIDUAL	PLAYER	NO.	AFC RANK	NFL RANK	NFL LEADER	NO.
Points	Elam	119	2	3	Carney (SD)	135
Rushing Yards	Russell	620	15	27	Sanders (DET)	1,863
Passing Yards	Elway	3,490	3	8	Bledsoe (NE)	4,555
Passer Rating	Elway	85.7	2	4	Young (SF)	112.8
Receiving Yards	Miller	1,107	6	15	Rice (SF)	1,499
Receptions	Sharpe	87	4	8	Carter (MIN)	122
Interceptions	Jones/Hilliard/Crockett	2	32	69	Williams (ARI)	9
Sacks	Fletcher	7	16	31	Greene (PIT)	14

OFFENSE	NO.	AFC RANK	NFL RANK	NFL LEADER	NO.
Points Per Game	21.7	4	10	San Francisco	31.6
Total Yards Per Game	342.9	4	6	Miami	379.9
Yards Per Play	4.9	5	14	San Francisco	5.8
Rushing Yards Per Game	91.9	13	23	Pittsburgh	136.3
Net Passing Yards Per Game	273.9	3	4	New England	286.4

DEFENSE	NO.	AFC RANK	NFL RANK	NFL LEADER	NO.
Points Per Game	24.8	13	26	Cleveland	12.8
Total Yards Per Game	369.2	14	28	Dallas	269.6
Yards Per Play	5.8	14	28	Dallas	4.3
Rushing Yards Per Game	109.5	8	16	Minnesota	68.1
Net Passing Yards Per Game	259.7	4	28	Dallas	172.0

1994 KEY AWARDS

Pro Bowl (4): S Steve Atwater, QB John Elway, TE Shannon Sharpe, T Gary Zimmerman.

1994 NFL STANDINGS

AFC EAST

Team	W	L	T	Pct	PF	PA
y-Miami	10	6	0	.625	389	327
x-New England	10	6	0	.625	351	312
Indianapolis	8	8	0	.500	307	320
Buffalo	7	9	0	.438	340	356
New York Jets	6	10	0	.375	264	320

AFC CENTRAL

Team	W	L	T	Pct	PF	PA
*y-z-Pittsburgh	12	4	0	.750	316	234
x-Cleveland	11	5	0	.688	340	204
Cincinnati	3	13	0	.188	276	406
Houston	2	14	0	.125	226	352

AFC WEST

Team	W	L	T	Pct	PF	PA
y-z-San Diego	11	5	0	.688	381	306
x-Kansas City	9	7	0	.563	319	298
L.A. Raiders	9	7	0	.563	303	327
Denver	7	9	0	.438	347	396
Seattle	6	10	0	.375	287	323

NFC EAST

Team	W	L	T	Pct	PF	PA
y-z-Dallas	12	4	0	.750	414	248
New York Giants	9	7	0	.563	279	305
Arizona	8	8	0	.500	235	267
Philadelphia	7	9	0	.438	308	308
Washington	3	13	0	.188	320	412

NFC CENTRAL

Team	W	L	T	Pct	PF	PA
y-Minnesota	10	6	0	.625	356	314
x-Green Bay	9	7	0	.563	382	287
x-Detroit	9	7	0	.563	357	342
x-Chicago	9	7	0	.563	271	307
Tampa Bay	6	10	0	.375	251	351

NFC WEST

Team	W	L	T	Pct	PF	PA
*y-z-San Francisco	13	3	0	.813	505	296
New Orleans	7	9	0	.438	348	407
Atlanta	7	9	0	.438	317	385
L.A. Rams	4	12	0	.250	286	365

x - Playoffs; y - Division Title; z - First-round Bye; * - Home-field Advantage

WILD CARD PLAYOFF GAMES

12/31 - at Miami 27, Kansas City 17
 12/31 - at Green Bay 16, Detroit 12
 1/1 - at Cleveland 20, New England 13
 1/1 - Chicago 35, at Minnesota 18

DIVISIONAL PLAYOFF GAMES

1/7 - at Pittsburgh 29, Cleveland 9
 1/7 - at San Francisco 44, Chicago 15
 1/8 - at San Diego 22, Miami 21
 1/8 - at Dallas 35, Green Bay 9

CONFERENCE CHAMPIONSHIPS

1/15 - San Diego 17, at Pittsburgh 13
 1/15 - at San Francisco 38, Dallas 28

SUPER BOWL XXIX (MIAMI)

1/29 - San Francisco 49, San Diego 26

1993 FINAL STATISTICS (9-7)

Head Coach: Wade Phillips AFC West: 3rd Home Stadium: Mile High Stadium

Date	W-L	Score	Opponent	Attendance	RUSHING	No.	Yds.	Avg.	Long	TD
Sept 5	W	26-20	at New York Jets	68,130	Bernstine	223	816	3.7	24	4
Sept 12	W	34-17	San Diego	75,074	Delpino	131	445	3.4	18	8
Sept 20	L	7-15	at Kansas City	78,453	Milburn	52	231	4.4	26	0
Oct 3	W	35-13	Indianapolis	74,953	Elway	44	153	3.5	18	0
Oct 10	L	27-30	at Green Bay	58,943	Rivers	15	50	3.3	14	1
Oct 18	L	20-23	L.A. Raiders	75,712	Rouen	1	0	0.0	0	0
Oct 31	W	28-17	Seattle	73,644	Maddox	2	-2	-1.0	-1	0
Nov 7	W	29-14	at Cleveland	77,818	BRONCOS	468	1693	3.6	26	13
Nov 14	L	23-26	Minnesota	67,329	OPPONENTS	397	1418	3.6	28	6
Nov 21	W	37-13	Pittsburgh	74,840						
Nov 28	W	17-9	at Seattle	57,812	RECEIVING	No.	Yds.	Avg.	Long	TD
Dec 5	L	10-13	at San Diego	60,233	Sharpe	81	995	12.3	63	9
Dec 12	W	27-21	Kansas City	75,822	Russell	44	719	16.3	43	3
Dec 18	W	13-3	at Chicago	53,056	Bernstine	44	372	8.5	41	0
Dec 26	L	10-17	Tampa Bay	73,434	Milburn	38	300	7.9	50	3
Jan 2	L	30-33	at L.A. Raiders (OT)	66,904	V. Johnson	36	517	14.4	56	5
					Marshall	28	360	12.9	40	2
					Delpino	26	195	7.5	25	0
					R. Johnson	20	243	12.2	38	1
					Tillman	17	193	11.4	30	2
					Kimbrough	8	79	9.9	16	0
					Rivers	6	59	9.8	17	1
					K. Taylor	1	28	28.0	28	0
					Wyman	1	1	1.0	11	1
					BRONCOS	350	4061	11.6	63	27
					OPPONENTS	314	3969	12.6	74	21

TEAM STATISTICS	Den	Opp
TOTAL FIRST DOWNS	327	280
Rushing	105	86
Passing	187	181
Penalty	35	13
3RD DOWN: MADE/ATT	98/225	71/215
3rd Down Pct.	43.6	33.0
4TH DOWN: MADE/ATT	2/11	8/17
4th Down Pct.	18.2	47.1
POSSESSION AVG.	31:23	28:37
TOTAL NET YARDS	5461	5149
Avg. Per Game	341.3	321.8
Total Plays	1060	1005
Avg. Per Play	5.2	5.1
NET YARDS RUSHING	1693	1418
Avg. Per Game	105.8	88.6
Total Rushes	468	397
NET YARDS PASSING	3768	3731
Avg. Per Game	235.5	233.2
Sacked/Yards Lost	39/293	46/238
Gross Yards	4061	3969
Att./Completions	553/350	562/314
Completion Pct.	63.3	55.9
Had Intercepted	10	18
PUNTS/AVERAGE	68/44.4	81/43.7
NET PUNTING AVG.	68/37.1	81/36.0
PENALTIES/YARDS	112/822	128/1019
FUMBLES/BALL LOST	29/18	27/13
TOUCHDOWNS	42	27
Rushing	13	6
Passing	27	21
Returns	2	0

SCORE BY PERIODS	1	2	3	4	OT	Total
BRONCOS	66	147	91	69	0	373
OPPONENTS	53	82	62	84	3	284

SCORING	TD	Ru	Pa	Rt	PAT	FG	S	PTS
Elam	0	0	0	0	41/42	26/35	0	119
Sharpe	9	0	9	0	0/0	0/0	0	54
Delpino	8	8	0	0	0/0	0/0	0	48
V. Johnson	5	0	5	0	0/0	0/0	0	30
Bernstine	4	4	0	0	0/0	0/0	0	24
Russell	4	0	3	1	0/0	0/0	0	24
Milburn	3	0	3	0	0/0	0/0	0	18
Rivers	2	1	1	0	0/0	0/0	1	14
Marshall	2	0	2	0	0/0	0/0	0	12
Tillman	2	0	2	0	0/0	0/0	0	12
Croel	1	0	0	1	0/0	0/0	0	6
R. Johnson	1	0	1	0	0/0	0/0	0	6
Wyman	1	0	1	0	0/0	0/0	0	6
BRONCOS	42	13	27	2	41/42	26/35	1	373
OPPONENTS	27	6	21	0	27/27	31/36	1	284

SACKS: Fletcher 13.5, Mecklenburg 9.0, Dronett 7.0, Croel 5.0, J. Robinson 3.5, Kragen 3.0, Wyman 2.0, Atwater 1.0, Oshodin 1.0, Williams 1.0. **BRONCOS 46.0, OPPONENTS 39.0**

PASSING	Att.	Comp.	Yds.	Comp.%	Yd./Att.	TD	TD%	Int	Int%	LG	Sack/Lost	Rating
Elway	551	348	4030	63.2	7.31	25	4.5	10	1.8	63	39/293	92.8
Maddox	1	1	1	100.0	1.00	1	100.0	0	0.0	1t	0/0	118.8
Marshall	1	1	30	100.0	30.00	1	100.0	0	0.0	30t	0/0	158.3
BRONCOS	553	350	4061	63.3	7.34	27	4.9	10	1.8	63	39/293	94.2
OPPONENTS	562	314	3969	55.9	7.06	21	3.7	18	3.2	74t	46/238	77.2

INTERCEPTIONS	No.	Yds.	Avg.	Long	TD
Smith	3	57	19.0	36	0
Braxton	3	37	12.3	25	0
Atwater	2	81	40.5	68	0
Dronett	2	13	6.5	7	0
Lang	2	4	2.0	4	0
Croel	1	22	22.0	22t	1
F. Robinson	1	13	13.0	13	0
Wyman	1	9	9.0	9	0
Bradford	1	0	0.0	0	0
Dimry	1	0	0.0	0	0
Hall	1	0	0.0	0	0
BRONCOS	18	236	13.1	68	1
OPPONENTS	10	79	7.9	19	0

PUNTING	No.	Yds.	Avg.	Net	TB	In20	Long	B
Rouen	67	3017	45.0	37.1	8	17	62	1
TEAM	68	3017	44.4	37.1	8	17	62	1
OPPONENTS	81	3541	43.7	36.0	10	22	61	2

PUNT RETURNS	No.	FC	Yds.	Avg.	Long	TD
Milburn	40	11	425	10.6	54	0
Bradford	1	0	0	0.0	0	0
BRONCOS	41	11	425	10.4	54	0
OPPONENTS	33	8	337	10.2	37	0

KICKOFF RETURNS	No.	Yds.	Avg.	Long	TD
Russell	18	374	20.8	49	0
Milburn	12	188	15.7	26	0
Delpino	7	146	20.9	49	0
Meeks	1	9	9.0	9	0
Sharpe	1	0	0.0	0	0
BRONCOS	39	717	18.4	49	0
OPPONENTS	63	1119	17.8	68	0

FIELD GOALS	1-19	20-29	30-39	40-49	50+
Elam	0/0	11/12	7/7	4/10	4/6
OPPONENTS	1/1	8/8	10/10	8/12	4/5

ELAM: (28G,30G,30G,41G) (20G,54G) () (53N) (47G,37G) (40G,42N,37G) (47N) (22G,38G) (26B,53G) (48G,27G,28G) (25G,45G,40N) (30G,42N) (36G,53G) (29G,24G,41N) (51N,24G) (52G,24G,27G,40N)

OPPONENTS: (22G,43G) (30G) (34G,41,52G, 44G,20G) (28G,28G) (28G,32G,21G) (32G,49G, 53G) (53G) (49N) (25G,19G,35G,43G) (37G, 38G) () (56N,47N,27G,34G) (44N) (31G) (48G, 41N) (43G,50G,39G,47G)

1993 DEFENSIVE STATS

(based on coaches' film review)

	TT	UT	A	S-YDS	I-YDS	PD	FF	FR
1 Atwater	141	80	61	1-1	2-81	12	2	0
2 Wyman	133	91	42	2-9	1-0	4	0	1
3 Braxton	111	79	32	0-0	3-37	19	2	2
4 Croel	110	79	31	5-30	1-22	6	1	2
5 Mecklenburg	99	82	17	9-60	0-0	4	1	2
Fletcher	99	62	37	13.5-75.5	0-0	3	3	1
7 D. Smith	96	54	42	0-0	3-57	15	1	0
8 Hall	70	34	36	0-0	1-0	5	0	0
9 Kragen	65	43	22	3-10	0-0	3	0	1
10 Lang	64	42	22	0-0	2-4	12	0	0
11 Dimry	51	30	21	0-0	1-0	11	0	0
12 Dronett	49	32	17	7-24	2-13	5	1	0
13 F. Robinson	40	26	14	0-0	1-13	8	0	0
14 D. Williams	37	18	19	1-6	0-0	2	0	1
15 Oshodin	36	21	15	1-5	0-0	2	1	0
16 Bradford	13	10	3	0-0	1-0	6	0	0
J. Robinson	13	7	6	3.5-17.5	0-0	1	1	0
18 Alexander	10	8	2	0-0	0-0	0	0	0
19 R. Jones	6	4	2	0-0	0-0	2	0	0
Drozdzov	6	3	3	0-0	0-0	0	0	0
21 Taylor	3	3	0	0-0	0-0	1	0	0
TOTAL	1,252	808	444	46-238	18-227	121	13	10

1993 GAMES STARTED

OFFENSE	DEFENSE	
QB Elway, John	16 DE Dronett, Shane	16
RB Bernstein, Rod	14 DE Oshodin, Willie	5
RB Delpino, Robert	5 DE Williams, Dan	11
RB Milburn, Glyn	1 NT Drozdov, Darren	2
RB Rivers, Reggie	2 NT Kragen, Greg	14
WR Johnson, Vance	8 LB Croel, Mike	16
WR Marshall, Arthur	9 LB Fletcher, Simon	16
WR Russell, Derek	12 LB Mecklenburg, Karl	16
WR Tillman, Cedric	3 LB Wyman, Dave	16
TE Evans, Jerry	2 CB Bradford, Ronnie	3
TE Johnson, Reggie	12 CB Braxton, Tyrone	16
TE Sharpe, Shannon	12 CB Dimry, Charles	11
C Kartz, Keith	11 CB Robinson, Frank	2
T Freeman, Russell	14 S Atwater, Steve	16
T Maggs, Don	2 S Hall, Darryl	2
T Zimmerman, Gary	16 S Smith, Dennis	14
G Habib, Brian	16	
G Melander, Jon	6	
G/C Widell, Dave	15	

1993 COACHES

Wade Phillips (Head Coach), **Vernon Banks** (Strength & Conditioning), **Barney Chavous** (Defensive Line Asst./Strength & Conditioning Asst.), **Jim Fassel** (Asst. Head Coach/Offensive Coordinator), **Mo Forte** (Wide Receivers), **Bishop Harris** (Running Backs), **John Leva** (Offensive Line), **Al Reynolds** (Asst. Defensive Backs/Quality Control), **Harold Richardson** (Special Asst. to the Head Coach/Offense), **Richard Smith** (Special Teams/Linebackers), **Ernie Stautner** (Defensive Line), **Les Steckel** (Tight Ends), **Charlie Waters** (Defensive Coordinator/Defensive Backs), **John Paul Young** (Linebackers).

1993 LEADERS / RANKINGS

INDIVIDUAL	PLAYER	NO.	AFC RANK	NFL RANK	NFL LEADER	NO.
Points	Elam	119	4	7	Jaeger (LAR)	132
Rushing Yards	Bernstine	816	6	14	Smith (DAL)	1,486
Passing Yards	Elway	4,030	1	1	Elway (DEN)	4,030
Passer Rating	Elway	92.8	1	3	Young (SF)	101.5
Receiving Yards	Sharpe	995	5	10	Rice (SF)	1,503
Receptions	Sharpe	81	3	8	Sharpe (GB)	112
Interceptions	Braxton/Smith	3	7t	7t	Odomes (BUF)	9
Sacks	Fletcher	13.5	3	3	Smith (KC)	15

OFFENSE	NO.	AFC RANK	NFL RANK	NFL LEADER	NO.
Points Per Game	23.3	1	3	San Francisco	29.6
Total Yards Per Game	341.3	3	5	San Francisco	402.2
Yards Per Play	5.2	3	5t	San Francisco	6.3
Rushing Yards Per Game	105.8	9	18	New York Giants	138.1
Net Passing Yards Per Game	235.5	3	4	San Francisco	268.9

DEFENSE	NO.	AFC RANK	NFL RANK	NFL LEADER	NO.
Points Per Game	17.8	5	10	New York Giants	12.8
Total Yards Per Game	321.8	10	19	Minnesota	275.4
Yards Per Play	5.1	12t	20t	Green Bay	4.5
Rushing Yards Per Game	88.6	4	4	Houston	79.6
Net Passing Yards Per Game	233.2	13	27	New Orleans	162.9

1993 KEY AWARDS

Pro Bowl (5): S Steve Atwater, QB John Elway, LB Karl Mecklenburg, TE Shannon Sharpe, S Dennis Smith. **AP All-Pro (3):** QB John Elway (second team), TE Shannon Sharpe (first team), T Gary Zimmerman (second team). **NFLPA AFC MVP:** QB John Elway.

1993 NFL STANDINGS

AFC EAST

Team	W	L	T	Pct	PF	PA
*yz-Buffalo	12	4	0	.750	329	242
Miami	9	7	0	.563	349	351
New York Jets	8	8	0	.500	270	247
New England	5	11	0	.313	238	286
Indianapolis	4	12	0	.250	189	378

AFC CENTRAL

Team	W	L	T	Pct	PF	PA
yz-Houston	12	4	0	.750	368	238
x-Pittsburgh	9	7	0	.563	308	281
Cleveland	7	9	0	.438	304	307
Cincinnati	3	13	0	.188	187	319

AFC WEST

Team	W	L	T	Pct	PF	PA
y-Kansas City	11	5	0	.688	328	291
x-L.A. Raiders	10	6	0	.625	306	326
x-Denver	9	7	0	.563	373	284
San Diego	8	8	0	.500	322	290
Seattle	6	10	0	.375	280	314

NFC EAST

Team	W	L	T	Pct	PF	PA
*yz-Dallas	12	4	0	.750	376	229
x-New York Giants	11	5	0	.688	288	205
Philadelphia	8	8	0	.500	293	315
Phoenix	7	9	0	.438	326	269
Washington	4	12	0	.250	230	345

NFC CENTRAL

Team	W	L	T	Pct	PF	PA
y-Detroit	10	6	0	.625	298	292
x-Minnesota	9	7	0	.563	277	290
x-Green Bay	9	7	0	.563	340	282
Chicago	7	9	0	.438	234	230
Tampa Bay	5	11	0	.313	237	376

NFC WEST

Team	W	L	T	Pct	PF	PA
yz-San Francisco	10	6	0	.625	473	295
New Orleans	8	8	0	.500	317	343
Atlanta	6	10	0	.375	316	385
L.A. Rams	5	11	0	.313	221	367

x - Playoffs; y - Division Title; z - First-round Bye; * - Home-field Advantage

WILD CARD PLAYOFF GAMES

- 1/8 - at Kansas City 27, Pittsburgh 24 (OT)
- 1/8 - Green Bay 28, at Detroit 24
- 1/9 - at Los Angeles Raiders 42, Denver 24
- 1/9 - at New York Giants 17, Minnesota 10

DIVISIONAL PLAYOFF GAMES

- 1/15 - at Buffalo 29, Los Angeles Raiders 23
- 1/15 - at San Francisco 44, New York Giants 3
- 1/16 - Kansas City 28, at Houston 20
- 1/16 - at Dallas 27, Green Bay 17

CONFERENCE CHAMPIONSHIPS

- 1/23 - at Buffalo 30, Kansas City 13
- 1/23 - at Dallas 38, San Francisco 21

SUPER BOWL XXVIII (ATLANTA)

- 1/30 - Dallas 30, Buffalo 13

1992 DEFENSIVE STATS

(based on coaches' film review)

	TT	UT	A	S-YDS	I-YDS	PD	FF	FR
1 Brooks	167	106	61	0-0	1-17	2	3	2
2 Atwater	152	76	76	1-10	2-22	12	2	3
3 D. Smith	127	72	55	0-0	4-12	12	0	2
4 Mecklenburg	115	80	35	7.5-46	0-0	4	2	0
5 Croel	101	70	31	5-42	0-0	4	2	1
Kragen	101	65	36	5.5-41	0-0	3	2	0
7 Fletcher	100	64	36	16-97	0-0	9	5	0
8 Braxton	97	53	44	0-0	2-54	16	0	0
9 Dimry	56	43	13	0-0	1-2	13	0	0
Henderson	56	43	13	0-0	4-79	10	1	0
11 Lang	49	31	18	1-10	1-26	8	1	1
Dronett	49	27	22	6.5-32	0-0	5	1	2
Walker	49	20	29	1.5-15	0-0	1	0	2
14 Sochia	39	24	15	1.5-11	0-0	0	0	0
Traylor	39	21	18	1-14	0-0	1	1	0
16 Montgomery	29	13	16	0-0	0-0	2	0	1
17 Mills	22	14	8	2-19	0-0	3	0	2
18 Granby	3	2	1	0-0	0-0	0	0	0
19 Robinson	2	2	0	0-0	0-0	0	0	0
20 Geater	1	0	1	0-0	0-0	0	0	0
TOTAL	1,354	826	528	48.5-337	15-210	105	20	16

1992 GAMES STARTED

OFFENSE	DEFENSE	
QB Elway, John	12 DE Dronett, Shane	2
QB Maddox, Tommy	4 DE Sochia, Brian	13
RB Green, Gaston	13 DE Walker, Kenny	15
RB Lewis, Greg	2 NT Kragen, Greg	16
RB Smith, Sammy	1 LB Brooks, Michael	14
FB Jones, Victor	1 LB Croel, Mike	16
FB Perryman, Robert	1 LB Fletcher, Simon	16
FB Rivers, Reggie	3 LB Mecklenburg, Karl	16
WR Jackson, Mark	13 LB Traylor, Keith	3
WR Johnson, Vance	7 CB Braxton, Tyrone	13
WR Marshall, Arthur	1 CB Dimry, Charles	8
WR Russell, Derek	6 CB Henderson, Wymon	11
WR Tillman, Cedric	1 CB Lang, Le-Lo	1
TE Johnson, Reggie	7 S Atwater, Steve	15
TE Kay, Clarence	13 S Granby, John	1
TE Sharpe, Shannon	11 S Montgomery, Alton	1
C Kartz, Keith	15 S Smith, Dennis	16
C Widell, Dave		1
T Freeman, Russell		16
T Lanier, Ken		16
G Davidson, Jeff		16
G Widell, Doug		16

1992 COACHES

Dan Reeves (Head Coach), Marvin Bass (Special Assistant), Raymond Berry (Quarterbacks), Barney Chavous (Defensive Assistant), Joe DeCamillis (Defensive Quality Control), Mo Forte (Running Backs), George Henshaw (Offensive Coordinator/Wide Receivers), Pete Mangurian (Offensive Line), Al Miller (Strength/Conditioning), Mike Nolan (Linebackers), Wade Phillips (Offensive Coordinator), Harold Richardson (Tight Ends/Special Teams), Ernie Stautner (Defensive Line), Charlie Waters (Defensive Backs).

1992 LEADERS / RANKINGS

INDIVIDUAL	PLAYER	NO.	AFC RANK	NFL RANK	NFL LEADER	NO.
Points	Treadwell	88	8t	17t	Stoyanovich (MIA)	124
Rushing Yards	Green	648	10	20	Smith (DAL)	1,713
Passing Yards	Elway	2,242	8	18	Marino (MIA)	4,116
Passer Rating	Elway	65.7	8	20	Young (SF)	107.0
Receiving Yards	Jackson	745	14	26	Sharpe (GB)	1,461
Receptions	Sharpe	53	14	34t	Sharpe (GB)	108
Interceptions	Henderson/Smith	4	5t	10t	Jones (BUF)	8
Sacks	Fletcher	16	2	4	Simmons (PHI)	19

OFFENSE	NO.	AFC RANK	NFL RANK	NFL LEADER	NO.
Points Per Game	16.4	9	22	San Francisco	26.9
Total Yards Per Game	276.9	8	21	San Francisco	387.2
Yards Per Play	4.8	7t	17t	San Francisco	6.2
Rushing Yards Per Game	93.8	13	25	Buffalo	152.3
Net Passing Yards Per Game	183.2	6	19	San Francisco	253.4

DEFENSE	NO.	AFC RANK	NFL RANK	NFL LEADER	NO.
Points Per Game	20.6	12	19	New Orleans	12.6
Total Yards Per Game	317.7	13	22	Dallas	245.7
Yards Per Play	5.1	11t	16t	New Orleans	4.3
Rushing Yards Per Game	122.7	12	23	Dallas	77.8
Net Passing Yards Per Game	195.0	11	14	Kansas City	158.6

1992 KEY AWARDS

Pro Bowl (3): S Steve Atwater, LB Michael Brooks, TE Shannon Sharpe. AP All-Pro (2): S Steve Atwater (first team), DT Greg Kragen (second team).

1992 NFL STANDINGS

AFC EAST

Team	W	L	T	Pct	PF	PA
yz-Miami	11	5	0	.688	340	281
x-Buffalo	11	5	0	.688	381	283
Indianapolis	9	7	0	.563	216	302
New York Jets	4	12	0	.250	220	315
New England	2	14	0	.125	205	363

AFC CENTRAL

Team	W	L	T	Pct	PF	PA
*yz-Pittsburgh	11	5	0	.688	299	225
x-Houston	10	6	0	.625	352	258
Cleveland	7	9	0	.438	272	275
Cincinnati	5	11	0	.313	274	364

AFC WEST

Team	W	L	T	Pct	PF	PA
y-San Diego	11	5	0	.688	335	241
x-Kansas City	10	6	0	.625	348	282
Denver	8	8	0	.500	262	329
L.A. Raiders	7	9	0	.438	249	281
Seattle	2	14	0	.125	140	312

NFC EAST

Team	W	L	T	Pct	PF	PA
yz-Dallas	13	3	0	.813	409	243
x-Philadelphia	11	5	0	.688	354	245
x-Washington	9	7	0	.563	300	255
New York Giants	6	10	0	.375	306	367
Phoenix	4	12	0	.250	243	332

NFC CENTRAL

Team	W	L	T	Pct	PF	PA
y-Minnesota	11	5	0	.688	374	249
Green Bay	9	7	0	.563	276	296
Tampa Bay	5	11	0	.313	267	365
Chicago	5	11	0	.313	295	361
Detroit	5	11	0	.313	273	332

NFC WEST

Team	W	L	T	Pct	PF	PA
*yz-San Francisco	14	2	0	.875	431	236
x-New Orleans	12	4	0	.750	330	202
Atlanta	6	10	0	.375	327	414
L.A. Rams	6	10	0	.375	313	383

x - Playoffs; y - Division Title; z - First-round Bye; * - Home-field Advantage

WILD CARD PLAYOFF GAMES

- 1/2 - at San Diego 17, Kansas City 0
- 1/2 - Washington 24, at Minnesota 7
- 1/3 - at Buffalo 41, Houston 38 (OT)
- 1/3 - Philadelphia 36, at New Orleans 20

DIVISIONAL PLAYOFF GAMES

- 1/9 - Buffalo 24, at Pittsburgh 3
- 1/9 - at San Francisco 20, Washington 13
- 1/10 - at Miami 31, San Diego 0
- 1/10 - at Dallas 34, Philadelphia 10

CONFERENCE CHAMPIONSHIPS

- 1/17 - Buffalo 29, at Miami 10
- 1/17 - Dallas 30, at San Francisco 20

SUPER BOWL XXVII (PASADENA, CALIF.)

- 1/31 - Dallas 52, Buffalo 17

1991 FINAL STATISTICS (12-4)

Head Coach: Dan Reeves AFC West: 1st Home Stadium: Mile High Stadium

Date	W-L	Score	Opponent	Attendance	RUSHING	No.	Yds.	Avg.	Long	TD
Sept 1	W	45-14	Cincinnati	72,855	Green	261	1037	4.0	63t	4
Sept 8	L	13-16	at L.A. Raiders	48,569	Lewis	99	376	3.8	27	4
Sept 15	W	16-10	Seattle	74,152	Elway	55	255	4.6	17t	6
Sept 22	W	27-19	San Diego	73,258	Sewell	50	211	4.2	26	2
Sept 29	W	13-6	at Minnesota	55,031	Perryman	21	45	2.1	6	0
Oct 6	L	14-42	at Houston	59,145	Humphrey	11	33	3.0	7	0
Oct 20	W	19-16	Kansas City	75,866	Jackson	2	18	9.0	21	0
Oct 27	W	9-6	at New England	43,994	Sharpe	1	15	15.0	15	0
Nov 3	W	20-13	Pittsburgh	70,973	Kubiak	3	11	3.7	12	0
Nov 10	L	16-17	L.A. Raiders	75,896	Horan	2	9	4.5	9	0
Nov 17	W	24-20	at Kansas City	74,661	Rivers	2	5	2.5	3	0
Nov 24	L	10-13	at Seattle	60,430	BRONCOS	505	2015	4.0	63t	16
Dec 1	W	20-3	New England	67,116	OPPONENTS	411	1794	4.4	49	8
Dec 8	W	17-7	at Cleveland	73,539	RECEIVING	No.	Yds.	Avg.	Long	TD
Dec 15	W	24-19	Phoenix	74,098	Young	44	629	14.3	52t	2
Dec 22	W	17-14	at San Diego	51,449	Sewell	38	436	11.5	60	2

TEAM STATISTICS		Den	Opp
TOTAL FIRST DOWNS			
Rushing		284	242
Passing		117	81
Penalty		150	147
3RD DOWN: MADE/ATT		92/223	64/206
3rd Down Pct.		41.3	31.1
4TH DOWN: MADE/ATT		8/14	7/12
4th Down Pct.		57.1	41.2
POSSESSION AVG.			
TOTAL NET YARDS		31:36	28:24
Avg. Per Game		5012	4549
Total Plays		313.3	284.3
Avg. Per Play		1012	939
NET YARDS RUSHING			
Avg. Per Game		2015	1794
Total Rushes		125.9	112.1
NET YARDS PASSING		505	411
Avg. Per Game		2997	2755
Sacked/Yards Lost		187.3	172.2
Gross Yards		46/313	52/346
Att./Completions		33/310	31/310
Completion Pct.		459/246	476/246
Had Intercepted		53.6	51.7
PUNTS/AVERAGE		12	23
NET PUNTING AVG.		74/41.2	79/44.5
PENALTIES/YARDS		36.4	39.1
FUMBLES/BALL LOST		94/715	105/848
TOUCHDOWNS		31/13	26/10
Rushing		32	22
Passing		16	8
Returns		13	12

SCORE BY PERIODS		1	2	3	4	OT	Total
BRONCOS		42	111	71	80	0	304
OPPONENTS		43	77	49	66	0	235

SCORING	TD	Ru	Pa	Rt	PAT	FG	S	PTS
Treadwell	0	0	0	0	31/32	27/36	0	112
Elway	6	6	0	0	0/0	0/0	0	36
Green	4	4	0	0	0/0	0/0	0	24
Lewis	4	4	0	0	0/0	0/0	0	24
Sewell	4	2	2	0	0/0	0/0	0	24
V. Johnson	3	0	3	0	0/0	0/0	0	18
Nattiel	2	0	2	0	0/0	0/0	0	12
Young	2	0	2	0	0/0	0/0	0	12
Braxton	1	0	0	1	0/0	0/0	0	6
Dimry	1	0	0	1	0/0	0/0	0	6
Jackson	1	0	1	0	0/0	0/0	0	6
R. Johnson	1	0	1	0	0/0	0/0	0	6
Powers	1	0	0	1	0/0	0/0	0	6
Russell	1	0	1	0	0/0	0/0	0	6
Sharpe	1	0	1	0	0/0	0/0	0	6
BRONCOS	32	16	13	3	31/32	27/36	0	304
OPPONENTS	22	8	12	2	22/22	27/33	0	235

SACKS: Fletcher 13.5, Croel 10.0, Mecklenburg 9.0, Holmes 5.0, Kragen 3.5, Mills 3.0, Walker 3.0, Powers 2.0, Atwater 1.0, Braxton 1.0, Sochia 1.0, **BRONCOS 52.0, OPPONENTS 46.0**

PASSING	Att.	Comp.	Yds.	Comp.%	Yd./Att.	TD	TD%	Int	Int%	LG	Sack/Lost	Rating
Elway	451	242	3253	53.7	7.21	13	2.9	12	2.7	71	45/305	75.4
Kubiak	5	3	33	60.0	6.60	0	0.0	0	0.0	14	1/8	79.6
Sewell	3	1	24	33.3	8.00	0	0.0	0	0.0	24	0/0	63.2
BRONCOS	459	246	3310	53.6	7.21	13	2.8	12	2.6	71	46/313	75.3
OPPONENTS	476	246	3101	51.7	6.51	12	2.5	23	4.8	63	52/346	60.6

TOTAL NET YARDS		Den	Opp
Avg. Per Game		313.3	284.3
Total Plays		1012	939
Avg. Per Play		5.0	4.8
NET YARDS RUSHING			
Avg. Per Game		2015	1794
Total Rushes		125.9	112.1
NET YARDS PASSING		505	411
Avg. Per Game		2997	2755
Sacked/Yards Lost		187.3	172.2
Gross Yards		46/313	52/346
Att./Completions		33/310	31/310
Completion Pct.		459/246	476/246
Had Intercepted		53.6	51.7
PUNTS/AVERAGE		12	23
NET PUNTING AVG.		74/41.2	79/44.5
PENALTIES/YARDS		36.4	39.1
FUMBLES/BALL LOST		94/715	105/848
TOUCHDOWNS		31/13	26/10
Rushing		32	22
Passing		16	8
Returns		13	12

TOTAL NET YARDS		Den	Opp
Avg. Per Game		313.3	284.3
Total Plays		1012	939
Avg. Per Play		5.0	4.8
NET YARDS RUSHING			
Avg. Per Game		2015	1794
Total Rushes		125.9	112.1
NET YARDS PASSING		505	411
Avg. Per Game		2997	2755
Sacked/Yards Lost		187.3	172.2
Gross Yards		46/313	52/346
Att./Completions		33/310	31/310
Completion Pct.		459/246	476/246
Had Intercepted		53.6	51.7
PUNTS/AVERAGE		12	23
NET PUNTING AVG.		74/41.2	79/44.5
PENALTIES/YARDS		36.4	39.1
FUMBLES/BALL LOST		94/715	105/848
TOUCHDOWNS		31/13	26/10
Rushing		32	22
Passing		16	8
Returns		13	12

TOTAL NET YARDS		Den	Opp
Avg. Per Game		313.3	284.3
Total Plays		1012	939
Avg. Per Play		5.0	4.8
NET YARDS RUSHING			
Avg. Per Game		2015	1794
Total Rushes		125.9	112.1
NET YARDS PASSING		505	411
Avg. Per Game		2997	2755
Sacked/Yards Lost		187.3	172.2
Gross Yards		46/313	52/346
Att./Completions		33/310	31/310
Completion Pct.		459/246	476/246
Had Intercepted		53.6	51.7
PUNTS/AVERAGE		12	23
NET PUNTING AVG.		74/41.2	79/44.5
PENALTIES/YARDS		36.4	39.1
FUMBLES/BALL LOST		94/715	105/848
TOUCHDOWNS		31/13	26/10
Rushing		32	22
Passing		16	8
Returns		13	12

TOTAL NET YARDS		Den	Opp
Avg. Per Game		313.3	284.3
Total Plays		1012	939
Avg. Per Play		5.0	4.8
NET YARDS RUSHING			
Avg. Per Game		2015	1794
Total Rushes		125.9	112.1
NET YARDS PASSING		505	411
Avg. Per Game		2997	2755
Sacked/Yards Lost		187.3	172.2
Gross Yards		46/313	52/346
Att./Completions		33/310	31/310
Completion Pct.		459/246	476/246
Had Intercepted		53.6	51.7
PUNTS/AVERAGE		12	23
NET PUNTING AVG.		74/41.2	79/44.5
PENALTIES/YARDS		36.4	39.1
FUMBLES/BALL LOST		94/715	105/848
TOUCHDOWNS		31/13	26/10
Rushing		32	22
Passing		16	8
Returns		13	12

TOTAL NET YARDS		Den	Opp
Avg. Per Game		313.3	284.3
Total Plays		1012	939
Avg. Per Play		5.0	4.8
NET YARDS RUSHING			
Avg. Per Game		2015	1794
Total Rushes		125.9	112.1
NET YARDS PASSING		505	411
Avg. Per Game		2997	2755
Sacked/Yards Lost		187.3	172.2
Gross Yards		46/313	52/346
Att./Completions		33/310	31/310
Completion Pct.		459/246	476/246
Had Intercepted		53.6	51.7
PUNTS/AVERAGE		12	23
NET PUNTING AVG.		74/41.2	79/44.5
PENALTIES/YARDS		36.4	39.1
FUMBLES/BALL LOST		94/715	105/848
TOUCHDOWNS		31/13	26/10
Rushing		32	22
Passing		16	8
Returns		13	12

TOTAL NET YARDS		Den	Opp
Avg. Per Game		313.3	284.3
Total Plays		1012	939
Avg. Per Play		5.0	4.8
NET YARDS RUSHING			
Avg. Per Game		2015	1794
Total Rushes		125.9	112.1
NET YARDS PASSING		505	411
Avg. Per Game		2997	2755
Sacked/Yards Lost		187.3	172.2
Gross Yards		46/313	52/346
Att./Completions		33/310	31/310
Completion Pct.		459/246	476/246
Had Intercepted		53.6	51.7
PUNTS/AVERAGE		12	23
NET PUNTING AVG.		74/41.2	79/44.5
PENALTIES/YARDS		36.4	39.1
FUMBLES/BALL LOST		94/715	105/848
TOUCHDOWNS		31/13	26/10
Rushing		32	22
Passing		16	8
Returns		13	12

TOTAL NET YARDS		Den	Opp
Avg. Per Game		313.3	284.3
Total Plays		1012	939
Avg. Per Play		5.0	4.8
NET YARDS RUSHING			
Avg. Per Game		2015</	

1991 DEFENSIVE STATS

(based on coaches' film review)

	TT	UT	A	S-YDS	I-YDS	PD	FF	FR
1 Brooks	153	96	57	0-0	2-7	6	0	0
2 Atwater	150	83	67	1-5	5-10.4	11	1	1
3 Mecklenburg	130	73	57	9-68	0-0	3	1	0
4 D. Smith	110	67	43	0-0	5-60	12	1	1
5 Kragen	92	61	31	3.5-16	0-0	2	0	0
Braxton	92	57	35	1-8	4-55	12	1	1
7 Fletcher	89	46	43	13.5-92	0-0	3	2	1
8 Croel	84	55	29	10-65	0-0	2	4	0
9 Henderson	82	53	29	0-0	2-53	8	0	0
10 Holmes	44	21	23	5-32	0-0	4	0	0
11 Powers	42	25	17	2-22	0-0	2	0	2
12 Dimry	38	21	17	0-0	3-35	17	0	1
13 Traylor	31	16	15	0-0	0-0	0	0	0
Walker	31	16	15	3-23	0-0	0	1	0
15 Robbins	29	24	5	0-0	1-35	11	0	0
16 Mills	23	16	7	3-26	0-0	1	1	0
17 Lucas	15	8	7	0-0	0-0	1	0	0
18 Sochia	12	10	2	1-6	0-0	0	0	1
19 Lang	10	4	6	0-0	1-30	4	0	0
20 Carreker	6	0	6	0-0	0-0	0	0	0
21 Montgomery	5	3	2	0-0	0-0	0	1	1
22 Haliburton	2	0	2	0-0	0-0	0	0	0
23 Kartz	0	0	0	0-0	0-0	0	0	1
Szymanski	0	0	0	0-0	0-0	1	0	0
TOTALS	1,270	755	515	52-363	23-379	100	13	10

1991 GAMES STARTED

OFFENSE	DEFENSE	
QB Elway, John	16 DE Carreker, Alfonso	1
RB Green, Gaston	12 DE Holmes, Ron	14
RB Lewis, Greg	4 DE Powers, Warren	11
FB Perryman, Robert	7 DE Sochia, Brian	3
WR Jackson, Mark	10 DE Walker, Kenny	1
WR Russell, Derek	5 NT Kragen, Greg	16
WR Sewell, Steve	1 LB Robbins, Michael	14
WR Young, Michael	13 LB Croel, Mike	10
TE Johnson, Reggie	3 LB Fletcher, Simon	16
TE Kay, Clarence	16 LB Lucas, Tim	3
TE Sharpe, Shannon	9 LB Mecklenburg, Karl	16
C Kartz, Keith	16 LB Mills, Jeff	3
T Davidson, Jeff	14 LB Traylor, Keith	2
T Hamilton, Darrell	2 CB Braxton, Tyrone	15
T Lanier, Ken	16 CB Dimry, Charles	1
G Farrell, Sean	4 CB Dimry, Charles	16
G Ker, Crawford	10 CB Robbins, Randy	2
G Widell, Dave	2 S Atwater, Steve	16
G Widell, Doug	16 S Smith, Dennis	16

1991 COACHES

Dan Reeves (Head Coach), Marvin Bass (Special Assistant), Barney Chavous (Defensive Assistant), Mo Forte (Running Backs), Chan Gaffney (Offensive Coordinator/Wide Receivers), George Henshaw (Offensive Line), Earl Leggett (Defensive Line), Pete Mangurian (Tight Ends/Asst. Offensive Line), Al Miller (Strength/Conditioning), Mike Nolan (Linebackers), Wade Phillips (Defensive Coordinator), Harold Richardson (Special Teams), Mike Shanahan (Quarterbacks), Charlie Waters (Defensive Backs).

1991 LEADERS / RANKINGS

INDIVIDUAL	PLAYER	NO.	AFC RANK	NFL RANK	NFL LEADER	NO.
Points	Treadwell	112	3	6	Lohmiller (WAS)	149
Rushing Yards	Green	1,037	2	6	Smith (DAL)	1,563
Passing Yards	Elway	3,253	6	8	Moon (HOU)	4,690
Passer Rating	Elway	75.4	9	19	Young (SF)	101.8
Receiving Yards	Young	629	24	47	Irvin (DAL)	1,523
Receptions	Young	44	29†	63†	Jeffries (HOU)	100
Interceptions	Atwater/D. Smith	5	4†	8†	Lott (LAR)	8
Sacks	Fletcher	13.5	2†	4†	Swilling (NO)	17.0

OFFENSE	NO.	AFC RANK	NFL RANK	NFL LEADER	NO.
Points Per Game	19.0	6	12	Washington	30.3
Total Yards Per Game	313.3	6	12	Buffalo	390.8
Yards Per Play	5.0	5†	12†	San Francisco	5.9
Rushing Yards Per Game	125.9	5	8	Buffalo	148.8
Net Passing Yards Per Game	187.3	10	17	Houston	300.3

DEFENSE	NO.	AFC RANK	NFL RANK	NFL LEADER	NO.
Points Per Game	14.7	1	3	New Orleans	13.2
Total Yards Per Game	284.3	1	5	Philadelphia	221.8
Yards Per Play	4.8	1†	4†	Philadelphia	3.9
Rushing Yards Per Game	112.1	9	19	Philadelphia	71.0
Net Passing Yards Per Game	172.2	1	3	Philadelphia	150.8

1991 KEY AWARDS

Pro Bowl (5): S Steve Atwater, QB John Elway, RB Gaston Green, LB Karl Mecklenburg, S Dennis Smith. AP All-Pro (1): S Steve Atwater (first team). AP NFL Defensive Rookie of the Year: LB Mike Croel. K.C. 101 Club AFC Coach of the Year: Dan Reeves.

1991 NFL STANDINGS

AFC EAST

Team	W	L	T	Pct	PF	PA
*yz-Buffalo	13	3	0	.813	458	318
x-New York Jets	8	8	0	.500	314	293
Miami	8	8	0	.500	343	349
New England	6	10	0	.375	211	305
Indianapolis	1	15	0	.063	143	381

AFC CENTRAL

Team	W	L	T	Pct	PF	PA
y-Houston	11	5	0	.688	386	251
Pittsburgh	7	9	0	.438	292	344
Cleveland	6	10	0	.375	293	298
Cincinnati	3	13	0	.188	263	435

AFC WEST

Team	W	L	T	Pct	PF	PA
yz-Denver	12	4	0	.750	304	235
x-Kansas City	10	6	0	.625	322	252
x-L.A. Raiders	9	7	0	.563	298	297
Seattle	7	9	0	.438	276	261
San Diego	4	12	0	.250	274	342

NFC EAST

Team	W	L	T	Pct	PF	PA
*yz-Washington	14	2	0	.875	485	224
x-Dallas	11	5	0	.688	342	310
Philadelphia	10	6	0	.625	285	244
New York Giants	8	8	0	.500	281	297
Phoenix	4	12	0	.250	196	344

NFC CENTRAL

Team	W	L	T	Pct	PF	PA
yz-Detroit	12	4	0	.750	339	295
x-Chicago	11	5	0	.688	299	269
Minnesota	8	8	0	.500	301	306
Green Bay	4	12	0	.250	273	313
Tampa Bay	3	13	0	.188	199	365

NFC WEST

Team	W	L	T	Pct	PF	PA
y-New Orleans	11	5	0	.688	341	211
x-Atlanta	10	6	0	.625	361	338
San Francisco	10	6	0	.625	393	239
L.A. Rams	3	13	0	.188	234	390

x - Playoffs; y - Division Title; z - First-round Bye; * - Home-field Advantage

WILD CARD PLAYOFF GAMES

12/28 - at Kansas City 10, L.A. Raiders 6
 12/28 - Atlanta 27, at New Orleans 20
 12/29 - at Houston 17, New York Jets 10
 12/29 - Dallas 17, at Chicago 13

DIVISIONAL PLAYOFF GAMES

1/4 - at Denver 26, Houston 24
 1/4 - at Washington 24, Atlanta 7
 1/5 - at Buffalo 37, Kansas City 14
 1/5 - at Detroit 38, Dallas 6

CONFERENCE CHAMPIONSHIPS

1/12 - at Buffalo 10, Denver 7
 1/12 - at Washington 41, Detroit 10

SUPER BOWL XXVI (MINNEAPOLIS)

1/26 - Washington 37, Buffalo 24

1990 FINAL STATISTICS (5-11)

Head Coach: Dan Reeves AFC West: 5th Home Stadium: Mile High Stadium

Date	W-L	Score	Opponent	Attendance	RUSHING	No.	Yds.	Avg.	Long	TD
Sept 9	L	9-14	at L.A. Raiders	54,206	Humphrey	288	1202	4.2	371	7
Sept 17	W	24-23	Kansas City	75,277	Elway	50	258	5.2	21	3
Sept 23	W	34-31	Seattle (OT)	75,290	Winder	42	120	2.9	19	2
Sept 30	L	28-29	at Buffalo	74,393	Bratton	27	82	3.0	10	3
Oct 8	L	29-30	Cleveland	74,814	Ezor	23	81	3.5	15	0
Oct 14	L	17-34	Pittsburgh	74,285	Kubiak	9	52	5.8	18	0
Oct 21	W	27-17	at Indianapolis	29,850	Sewell	17	46	2.7	8	3
Nov 4	L	22-27	at Minnesota	57,331	Jackson	5	28	5.6	16t	1
Nov 11	L	7-19	at San Diego	59,557	Porter	1	3	3.0	3	0
Nov 18	L	13-16	Chicago (OT)	75,013	BRONCOS	462	1872	4.1	37	19
Nov 22	L	27-40	at Detroit	73,896	OPPONENTS	456	1963	4.3	62t	16
Dec 2	L	20-23	L.A. Raiders	74,162	RECEIVING	No.	Yds.	Avg.	Long	TD
Dec 9	L	20-31	at Kansas City	74,347	Jackson	57	926	16.2	66	4
Dec 16	W	20-10	San Diego	64,919	Johnson	54	747	13.8	49	3
Dec 23	L	12-17	at Seattle	55,845	Kay	39	282	9.7	22	0
Dec 30	W	22-13	Green Bay	46,943	Bratton	29	276	9.5	63	1
					Young	28	385	13.8	42	4
					Sewell	26	268	10.3	36	0
					Humphrey	24	152	6.3	26	0
					Nattiel	18	297	16.5	52t	2
					Winder	17	145	8.5	17	0
					Mobley	8	41	5.1	9	0
					Sharpe	7	99	14.1	33	1
					Porter	4	44	11.0	16	0
					Verhulst	3	13	4.3	6	0
					Lanier	1	-4	-4.0	-4	0
					BRONCOS	305	3671	12.0	66	15
					OPPONENTS	284	3671	12.9	90	22

TEAM STATISTICS		Den	Opp
TOTAL FIRST DOWNS			
Rushing		126	110
Passing		170	181
Penalty		27	15
3RD DOWN: MADE/ATT		86/207	84/195
3rd Down Pct.		41.5	43.1
4TH DOWN: MADE/ATT		7/14	7/12
4th Down Pct.		50.0	58.3
POSSESSION AVG.		30:50	29:10
TOTAL NET YARDS		5213	5345
Avg. Per Game		325.8	334.1
Total Plays		1035	969
Avg. Per Play		5.0	5.5
NET YARDS RUSHING		1872	1963
Avg. Per Game		117.0	122.7
Total Rushes		462	456
NET YARDS PASSING		3341	3382
Avg. Per Game		208.8	211.4
Sacked/Yards Lost		46/330	34/289
Gross Yards		407	3671
Att./Completions		527/305	479/284
Completion Pct.		57.9	59.3
Had Intercepted		18	10
PUNTS/AVERAGE		60/43.5	62/41.0
NET PUNTING AVG.		38.5	35.6
PENALTIES/YARDS		108/775	105/824
FUMBLES/BALL LOST		30/14	36/15
TOUCHDOWNS		36	43
Rushing		19	16
Passing		15	22
Returns		2	5

SCORE BY PERIODS	1	2	3	4	OT	Total
BRONCOS	87	120	46	75	3	331
OPPONENTS	60	85	96	131	3	374

SCORING	TD	Ru	Pa	Rt	PAT	FG	S	PTS
Treadwell	0	0	0	0	34/36	25/34	0	109
Humphrey	7	7	0	0	0/0	0/0	0	42
Jackson	5	1	4	0	0/0	0/0	0	30
Bratton	4	3	1	0	0/0	0/0	0	24
Young	4	0	4	0	0/0	0/0	0	24
Elway	3	3	0	0	0/0	0/0	0	18
Johnson	3	0	3	0	0/0	0/0	0	18
Sewell	3	3	0	0	0/0	0/0	0	18
Nattiel	2	0	2	0	0/0	0/0	0	12
Winder	2	2	0	0	0/0	0/0	0	12
Mecklenburg	1	0	0	1	0/0	0/1	8	8
Henderson	1	0	0	1	0/0	0/0	0	6
Sharpe	1	0	1	0	0/0	0/0	0	6
Fletcher	0	0	0	0	0/0	0/1	2	2
TEAM	0	0	0	0	0/0	0/1	2	2
BRONCOS	36	19	15	2	34/36	25/34	3	331
OPPONENTS	43	16	22	5	38/43	26/33	0	374

SACKS: Fletcher 11.0, Mecklenburg 5.0, Powers 4.0, Holmes 3.0, Brooks 2.0, Galloway 2.0, Kraegen 2.0, Atwater 1.0, Dennison 1.0, Lucas 1.0, Townsend 1.0. **BRONCOS 34.0, OPPONENTS 46.0**

PASSING	Att.	Comp.	Yds.	Comp.%	Yd./Att.	TD	TD%	Int	Int%	LG	Sack/Lost	Rating
Elway	502	294	3526	58.6	7.02	15	3.0	14	2.8	66	43/311	78.5
Kubiak	22	11	145	50.0	6.59	0	0.0	4	18.2	36	3/19	31.6
Humphrey	2	0	0	0.0	0.00	0	0.0	0	0.0	0	0/0	39.6
Sewell	1	0	0	0.0	0.00	0	0.0	0	0.0	0	0/0	39.6
BRONCOS	527	305	3671	57.9	6.97	15	2.8	18	3.4	66	46/330	74.6
OPPONENTS	479	284	3671	59.3	7.66	22	4.6	10	2.1	90	34/289	90.0

RUSHING	No.	Yds.	Avg.	Long	TD
Humphrey	288	1202	4.2	371	7
Elway	50	258	5.2	21	3
Winder	42	120	2.9	19	2
Bratton	27	82	3.0	10	3
Ezor	23	81	3.5	15	0
Kubiak	9	52	5.8	18	0
Sewell	17	46	2.7	8	3
Jackson	5	28	5.6	16t	1
Porter	1	3	3.0	3	0
BRONCOS	462	1872	4.1	37	19
OPPONENTS	456	1963	4.3	62t	16

RECEIVING	No.	Yds.	Avg.	Long	TD
Jackson	57	926	16.2	66	4
Johnson	54	747	13.8	49	3
Kay	39	282	9.7	22	0
Bratton	29	276	9.5	63	1
Young	28	385	13.8	42	4
Sewell	26	268	10.3	36	0
Humphrey	24	152	6.3	26	0
Nattiel	18	297	16.5	52t	2
Winder	17	145	8.5	17	0
Mobley	8	41	5.1	9	0
Sharpe	7	99	14.1	33	1
Porter	4	44	11.0	16	0
Verhulst	3	13	4.3	6	0
Lanier	1	-4	-4.0	-4	0
BRONCOS	305	3671	12.0	66	15
OPPONENTS	284	3671	12.9	90	22

INTERCEPTIONS	No.	Yds.	Avg.	Long	TD
Henderson	2	71	35.5	49t	1
Montgomery	2	43	21.5	24	0
Atwater	2	32	16.0	27	0
Plummer	1	16	16.0	16	0
D. Smith	1	13	13.0	13	0
Braxton	1	10	10.0	10	0
Lang	1	5	5.0	5	0
BRONCOS	10	190	19.0	49t	1
OPPONENTS	18	169	9.4	39t	3

PUNTING	No.	Yds.	Avg.	Net	TB	In20	Long	B
Horan	58	2575	44.4	38.9	6	14	67	1
Elway	1	37	37.0	17.0	1	0	37	0
BRONCOS	60	2612	43.5	38.5	7	14	67	1
OPPONENTS	62	2565	41.4	35.6	5	15	59	1

PUNT RETURNS	No.	FC	Yds.	Avg.	Long	TD
Clark	21	1	159	7.6	32	0
Johnson	11	11	92	8.4	29	0
Nattiel	1	0	5	5.0	5	0
BRONCOS	33	12	256	7.8	32	0
OPPONENTS	22	9	159	7.2	22	0

KICKOFF RETURNS	No.	Yds.	Avg.	Long	TD
Clark	20	505	25.3	75	0
Montgomery	14	286	20.4	59	0
Ezor	13	214	16.5	50	0
Johnson	6	126	21.0	39	0
Winder	4	55	13.8	24	0
Bratton	3	37	12.3	18	0
Kay	2	10	5.0	7	0
Atwater	1	0	0.0	0	0
Jackson	1	18	18.0	18	0
Mobley	1	9	9.0	9	0
Nattiel	1	0	0.0	0	0
BRONCOS	66	1260	19.1	75	0
OPPONENTS	69	1319	19.1	71	0

FIELD GOALS	Att.	Made	Yds.	Avg.	Long	TD
Treadwell	0/0	13/14	4/6	8/13	0/1	50+
OPPONENTS	1/1	5/5	14/16	6/10	0/1	0/1

TREADWELL: (43G,44G,24G) (38N,22G) (27G,49N,25G) (49N,24N) (20G,25G) (24G) (39G,32N,42

1990 DEFENSIVE STATS

(based on coaches' film review)

	TT	UT	A	S-YDS	I-YDS	PD	FF	FR
1 Brooks	175	102	73	2-17	0-0	2	2	0
2 Atwater	173	112	61	1-5	2-32	4	2	0
3 Mecklenburg	116	67	49	5-45	0-0	1	0	2
4 D. Smith	110	63	47	0-0	1-13	8	1	2
5 Fletcher	97	55	42	11-90	0-0	1	4	1
6 Henderson	88	57	31	0-0	2-71	5	0	1
7 Kragen	81	46	35	2-9	0-0	5	3	2
8 Powers	77	43	34	4-31	0-0	1	2	0
9 Munford	70	39	31	0-0	0-0	0	0	0
10 Robbins	68	43	25	0-0	0-0	5	0	2
11 Montgomery	53	37	16	0-0	2-43	6	0	0
12 Corrington	43	23	20	0-0	0-0	5	1	1
13 Holmes	40	27	13	3-23	0-0	6	1	0
14 Lucas	32	16	16	1-7	0-0	0	1	1
15 Szymanski	30	13	17	0-0	0-0	0	0	0
16 Curtis	24	14	10	0-0	0-0	0	0	0
17 E. Smith	23	15	8	0-0	0-0	3	1	1
18 Braxton	17	11	6	0-0	1-10	2	0	0
19 Galloway	15	11	4	2-12	0-0	1	0	0
Townsend	15	8	7	1-12	0-0	1	0	0
21 Clark	9	6	3	0-0	0-0	0	0	0
22 Lang	8	6	2	0-0	1-5	3	1	1
23 Dennison	7	7	0	1-10	0-0	0	0	0
Haliburton	7	3	4	0-0	0-0	0	0	0
25 Team	0	0	0	1-28	0-0	0	0	0
Plummer	0	0	0	0-0	1-16	1	0	0
TOTALS	1,378	824	554	34-289	10-190	60	19	14

1990 GAMES STARTED

OFFENSE

	QB	RB	FB	FB	FB	WR	WR	WR	WR	TE	TE	TE	T	T	G	G	G
QB Elway, John	16																
RB Humphrey, Bobby		14															
RB Winder, Sammy		2															
FB Bratton, Melvin		3	NT	Kragen, Greg													
FB Porter, Kerry		3	LB	Brooks, Michael													
FB Sewell, Steve		1	LB	Curtis, Scott													
WR Jackson, Mark		15	LB	Fletcher, Simon													
WR Johnson, Vance		13	LB	Lucas, Tim													
WR Nattiel, Ricky		3	LB	Mecklenburg, Karl													
WR Sharpe, Shannon		2	LB	Munford, Marc													
WR Young, Michael		1	CB	Braxton, Tyrone													
TE Kay, Clarence		14	CB	Henderson, Wymon													
TE Mobley, Orson		8	CB	Montgomery, Alton													
TE Verhuist, Chris		1	CB	Robbins, Randy													
C Kartz, Keith		16	CB	Smith, Elliot													
T Hamilton, Darrell		8	S	Atwater, Steve													
T Lanier, Ken		16	S	Corrington, Kip													
T Perry, Gerald		8	S	Smith, Dennis													
G Juriga, Jim		11															
G Widell, Dave		5															
G Widell, Doug		16															

1990 COACHES

Dan Reeves (Head Coach), Marvin Bass (Special Assistant), Barney Chavous (Defensive Assistant), Mo Forte (Running Backs), Chan Galley (Offensive Coordinator/Wide Receivers), George Henshaw (Offensive Line), Earl Leggett (Defensive Line), Pete Mangurian (Tight Ends/Asst. Offensive Line), Al Miller (Strength/Conditioning), Mike Nolan (Linebackers), Wade Phillips (Defensive Coordinator), Harold Richardson (Special Teams), Mike Shanahan (Quarterbacks), Charlie Waters (Defensive Backs).

1990 LEADERS / RANKINGS

INDIVIDUAL	PLAYER	NO.	AFK RANK	NFL RANK	NFL LEADER	NO.
Points	Treadwell	109	3	6	Lowery (KC)	139
Rushing Yards	Humphrey	1,202	3	5	Sanders (DET)	1,304
Passing Yards	Elway	3,526	3	5	Moon (HOU)	4,689
Passer Rating	Elway	78.5	7	14	Kelly (BUF)	101.2
Receiving Yards	Jackson	926	8	15	Rice (SF)	1,502
Receptions	Jackson	57	121	241	Rice (SF)	100
Interceptions	Henderson/Mont./Atwater	2	33	751	Carrier (OH)	10
Sacks	Fletcher	11	10	141	Thomas (KC)	20

OFFENSE	NO.	AFK RANK	NFL RANK	NFL LEADER	NO.
Points Per Game	20.7	7	16	Buffalo	26.8
Total Yards Per Game	325.3	4	8	Houston	388.9
Yards Per Play	5.0	91	161	Houston	6.2
Rushing Yards Per Game	117.0	8	14	Philadelphia	159.8
Net Passing Yards Per Game	208.8	3	7	Houston	300.3

DEFENSE	NO.	AFK RANK	NFL RANK	NFL LEADER	NO.
Points Per Game	23.4	12	23	New York Giants	13.2
Total Yards Per Game	334.1	10	20	Pittsburgh	257.2
Yards Per Play	5.5	111	221	Pittsburgh	4.4
Rushing Yards Per Game	122.7	9	17	Philadelphia	73.1
Net Passing Yards Per Game	211.4	11	21	Pittsburgh	156.3

1990 KEY AWARDS

Pro Bowl (3): S Steve Atwater, RB Bobby Humphrey, S Dennis Smith.

1990 NFL STANDINGS

AFC EAST

Team	W	L	T	Pct	PF	PA
*yz-Buffalo	13	3	0	.813	428	263
x-Miami	12	4	0	.750	336	242
Indianapolis	7	9	0	.438	281	353
New York Jets	6	10	0	.375	295	345
New England	1	15	0	.063	181	446

AFC CENTRAL

Team	W	L	T	Pct	PF	PA
y-Cincinnati	9	7	0	.563	360	352
x-Houston	9	7	0	.563	405	307
Pittsburgh	9	7	0	.563	292	240
Cleveland	3	13	0	.188	228	462

AFC WEST

Team	W	L	T	Pct	PF	PA
yz-L.A. Raiders	12	4	0	.750	337	268
x-Kansas City	11	5	0	.688	369	257
Seattle	9	7	0	.563	306	286
San Diego	6	10	0	.375	315	281
Denver	5	11	0	.313	331	374

NFC EAST

Team	W	L	T	Pct	PF	PA
yz-New York Giants	13	3	0	.813	335	211
x-Philadelphia	10	6	0	.625	396	299
x-Washington	10	6	0	.625	381	301
Dallas	7	9	0	.438	244	308
Phoenix	5	11	0	.313	268	396

NFC CENTRAL

Team	W	L	T	Pct	PF	PA
y-Chicago	11	5	0	.688	348	280
Tampa Bay	6	10	0	.375	264	367
Detroit	6	10	0	.375	373	413
Green Bay	6	10	0	.375	271	347
Minnesota	6	10	0	.375	351	326

NFC WEST

Team	W	L	T	Pct	PF	PA
*yz-San Francisco	14	2	0	.875	353	239
x-New Orleans	8	8	0	.500	274	275
Atlanta	5	11	0	.313	348	365
L.A. Rams	5	11	0	.313	345	412

x - Playoffs; y - Division Title; z - First-round Bye; * - Home-field Advantage

WILD CARD PLAYOFF GAMES

- 1/5 - at Miami 17, Kansas City 16
- 1/5 - Washington 20, at Philadelphia 6
- 1/6 - at Cincinnati 41, Houston 14
- 1/6 - at Chicago 16, New Orleans 6

DIVISIONAL PLAYOFF GAMES

- 1/12 - at Buffalo 44, Miami 34
- 1/12 - at San Francisco 28, Washington 10
- 1/13 - at L.A. Raiders 20, Cincinnati 10
- 1/13 - at New York Giants 31, Chicago 3

CONFERENCE CHAMPIONSHIPS

- 1/20 - at Buffalo 51, L.A. Raiders 3
- 1/20 - New York Giants 15, at San Francisco 13

SUPER BOWL XXV (TAMPA, FLA.)

- 1/27 - New York Giants 20, Buffalo 19

Start/Coaches: Players: Foster: Breckton: 2021 Season: History: Results: Year-by-Year Stats: Postseason: Honors: Miscellaneous

1989 FINAL STATISTICS (11-5)

Head Coach: Dan Reeves AFC West: 1st Home Stadium: Mile High Stadium

Date	W-L	Score	Opponent	Attendance	RUSHING	No.	Yds.	Avg.	Long	TD
Sept 10	W	34-20	Kansas City	74,284	Humphrey	294	1151	3.9	40	7
Sept 18	W	28-18	at Buffalo	78,176	Winder	110	351	3.2	16	2
Sept 24	W	31-21	L.A. Raiders	75,754	Elway	48	244	5.1	31	3
Oct 1	L	13-16	at Cleveland	78,637	Alexander	45	146	3.2	11	2
Oct 8	W	16-10	San Diego	75,222	Bratton	30	108	5.6	9	1
Oct 15	W	14-3	Indianapolis	74,680	Sewell	7	44	6.3	10	0
Oct 22	W	24-21	at Seattle (OT)	82,353	Kubiak	15	35	2.3	10	0
Oct 29	L	24-28	Philadelphia	75,065	Jackson	5	13	2.6	8	0
Nov 5	W	34-7	Pittsburgh	74,739	BRONCOS	554	2092	3.8	40	15
Nov 12	W	16-13	at Kansas City	76,245	OPPONENTS	426	1580	3.7	24	10
Nov 20	W	14-10	at Washington	52,975						
Nov 26	W	41-14	Seattle	75,117	RECEIVING	No.	Yds.	Avg.	Long	TD
Dec 3	L	13-16	at L.A. Raiders (OT)	87,560	Jackson	76	1095	14.4	69	7
Dec 10	L	7-14	New York Giants	63,283	Jackson	28	446	15.9	49	2
Dec 16	W	37-0	at Phoenix	56,071	Sewell	25	416	16.6	56	3
Dec 24	L	16-19	at San Diego	50,524	Young	22	402	18.3	47	2
					Humphrey	22	156	7.1	13	1
					Kay	21	197	9.4	20	2
					Mobley	17	200	11.8	36	0
					Winder	14	91	6.5	19	0
					Nattiel	10	183	18.3	43	1
					Bratton	10	69	6.9	17	3
					Alexander	8	84	10.5	28	0
					Kelly	3	13	4.3	6	0
					BRONCOS	256	3352	13.1	69	21
					OPPONENTS	268	3201	11.9	75	13

TEAM STATISTICS	Den	Opp
TOTAL FIRST DOWNS	308	246
Rushing	125	90
Passing	163	142
Penalty	20	14
3RD DOWN: MADE/ATT	11/24/40	73/216
3rd Down Pct.	46.3	33.8
4TH DOWN: MADE/ATT	2/9	12/24
4th Down Pct.	22.2	50.0
POSSESSION AVG.	32:17	27:43
TOTAL NET YARDS	5093	4407
Avg. Per Game	318.3	275.4
Total Plays	1071	977
Avg. Per Play	4.8	4.5
NET YARDS RUSHING	2092	1580
Avg. Per Game	130.8	98.8
Total Rushes	554	426
NET YARDS PASSING	3001	2827
Avg. Per Game	187.6	176.7
Sacked/Yards Lost	43/351	47/374
Gross Yards	3352	3201
Att./Completions	474/256	504/268
Completion Pct.	54.0	53.2
Had Intercepted	20	21
PUNTS/AVERAGE	80/39.8	84/41.0
NET PUNTING AVG.	33.7	35.0
PENALTIES/YARDS	83/594	102/823
FUMBLES/BALL LOST	26/12	43/22
TOUCHDOWNS	40	25
Rushing	15	10
Passing	21	13
Returns	4	2

SCORE BY PERIODS	1	2	3	4	OT	Total
BRONCOS	84	114	57	74	3	362
OPPONENTS	44	53	50	106	3	226

SCORING	TD	Ru	Pa	Rt	PAT	FG	S	PTS
Treadwell	0	0	0	0	39/40	27/33	0	120
Humphrey	8	7	1	0	0/0	0/0	0	48
Johnson	7	0	7	0	0/0	0/0	0	42
Bratton	4	1	3	0	0/0	0/0	0	24
Elway	3	3	0	0	0/0	0/0	0	18
Sewell	3	0	3	0	0/0	0/0	0	18
Alexander	2	2	0	0	0/0	0/0	0	12
Jackson	2	0	2	0	0/0	0/0	0	12
Kay	2	0	2	0	0/0	0/0	0	12
Winder	2	2	0	0	0/0	0/0	0	12
Young	2	0	2	0	0/0	0/0	0	12
Braxton	1	0	1	0	0/0	0/0	0	6
Kragen	1	0	1	0	0/0	0/0	0	6
Mecklenburg	1	0	1	0	0/0	0/0	0	6
Nattiel	1	0	1	0	0/0	0/0	0	6
Robbins	1	0	1	0	0/0	0/0	0	6
Brooks	0	0	0	0	0/0	0/0	1	2
BRONCOS	40	15	21	4	39/40	27/33	1	362
OPPONENTS	25	10	13	2	25/25	17/27	0	226

SACKS: Fletcher 12, Holmes 9, Mecklenburg 7.5, Carreker 5.5, Powers 3, Kragen 2, Lucas 2, Townsend 2, Brooks 1, Dennison 1, McCullough 1, Munford 1, **BRONCOS 47.0, OPPONENTS 43.0**

PASSING	Att.	Comp.	Yds.	Comp.%	Yd./Att.	TD	TD%	Int	Int%	LG	Sack/Lost	Rating
Elway	416	223	3051	53.6	7.33	18	4.3	18	4.3	69	35/298	73.7
Kubiak	55	32	284	58.2	5.16	2	3.6	2	3.6	22	8/53	69.1
Humphrey	2	1	17	50.0	8.50	1	50.0	0	0.0	17	0/0	118.8
Johnson	1	0	0	0.0	0.00	0	0.0	0	0.0	0	0/0	39.6
BRONCOS	474	256	3352	54.0	7.07	21	4.4	20	4.2	69	43/351	73.7
OPPONENTS	504	268	3201	53.2	6.35	13	2.6	21	4.2	75	47/374	64.1

RECEIVING	No.	Yds.	Avg.	Long	TD
Winder	76	1095	14.4	69	7
Jackson	28	446	15.9	49	2
Sewell	25	416	16.6	56	3
Young	22	402	18.3	47	2
Humphrey	22	156	7.1	13	1
Kay	21	197	9.4	20	2
Mobley	17	200	11.8	36	0
Winder	14	91	6.5	19	0
Nattiel	10	183	18.3	43	1
Bratton	10	69	6.9	17	3
Alexander	8	84	10.5	28	0
Kelly	3	13	4.3	6	0
BRONCOS	256	3352	13.1	69	21
OPPONENTS	268	3201	11.9	75	13

INTERCEPTIONS	No.	Yds.	Avg.	Long	TD
Braxton	6	103	17.2	34	1
Henderson	3	58	19.3	25	0
Atwater	3	34	11.3	30	0
D. Smith	2	78	39.0	50	0
Robbins	2	18	9.0	18	1
Munford	2	16	8.0	10	0
Corrington	1	8	8.0	8	0
Carrington	1	2	2.0	2	0
Dennison	1	1	1.0	1	0
BRONCOS	21	318	15.1	50	2
OPPONENTS	20	194	9.7	32	1

PUNTING	No.	Yds.	Avg.	Net	TB	In20	Long	B
Horan	77	3111	40.4	34.3	5	24	63	0
Elway	1	34	34.0	14.0	1	0	34	0
Kubiak	2	43	21.5	21.5	0	1	29	0
BRONCOS	80	3188	39.8	33.7	6	25	63	0
OPPONENTS	84	3440	41.0	35.0	8	18	64	0

PUNT RETURNS	No.	FC	Yds.	Avg.	Long	TD
Bell	21	3	143	6.8	24	0
Johnson	12	6	118	9.8	34	0
Nattiel	9	0	77	8.6	38	0
Woods	2	0	6	3.0	11	0
Carrington	1	0	0	0.0	0	0
BRONCOS	45	9	344	7.6	38	0
OPPONENTS	28	18	370	13.2	52	0

KICKOFF RETURNS	No.	Yds.	Avg.	Long	TD
Bell	30	602	20.1	33	0
Carrington	6	152	25.3	68	0
Humphrey	4	86	21.5	29	0
Bratton	2	19	9.5	10	0
Woods	1	17	17.0	17	0
BRONCOS	43	876	20.4	68	0
OPPONENTS	72	1256	17.4	36	0

FIELD GOALS	1-19	20-29	30-39	40-49	50+
Treadwell	3/3	13/14	8/8	3/7	0/1
OPPONENTS	0/0	3/3	5/6	7/14	2/4

TREADWELL: (41G,29G) (22G,33G,46G,24G) (38G) (21G,26G) (46G,18G,54N,27G) (1) (46N,46N,27N,27G) (18G) (26G,26G) (18G,27G,26G) (1) (30G,25G) (34G,35G,42N) (1) (38G,33G,35G) (43N,24G)

OPPONENTS: (41G,54N,23G) (43N) (1) (47N,36G,48G,24N,48G) (39G) (49N,55G) (40N) (41N) (1) (39G,42G) (38N,32G) (1) (37G,46G,26G) (47N) (1) (52N,22G,41G,53G,45G)

1989 DEFENSIVE STATS

(based on coaches' film review)

	TT	UT	A	S-YDS	I-YDS	PD	FF	FR
1 Mecklenburg	143	83	60	7.5-79	0-0	3	2	4
2 Atwater	129	86	43	0-0	3-34	10	0	1
3 Brooks	123	66	57	1-9	0-0	2	1	2
4 Braxton	111	77	34	0-0	6-103	14	2	2
5 Dennison	106	45	61	1-6	1-1	1	2	1
6 Fletcher	105	61	44	12-79	0-0	2	3	1
7 Munford	98	54	44	1-5	2-16	2	0	1
8 Smith	82	47	35	0-0	2-78	11	6	3
9 Henderson	76	47	29	0-0	3-58	13	0	0
10 Kragen	72	43	29	2-13	0-0	2	0	4
11 Carreker	65	36	29	5.5-34	0-0	1	3	0
12 Holmes	48	32	16	9-87	0-0	4	2	0
13 Townsend	40	26	14	2-13	0-0	0	2	2
14 Robbins	37	25	12	0-0	2-18	8	0	1
15 Corrington	26	17	9	0-0	1-8	5	1	0
16 Curtis	23	12	11	0-0	0-0	0	0	0
17 Powers	19	7	12	3-30	0-0	0	1	0
18 Haynes	18	13	5	0-0	0-0	3	0	0
19 Carrington	16	11	5	0-0	1-2	1	0	0
20 Lucas	6	5	1	2-22	0-0	1	0	0
21 Klosterman	3	1	2	0-0	0-0	0	0	0
22 McCullough	2	2	0	1-0	0-0	0	0	0
Henke	2	0	2	0-0	0-0	0	0	0
TOTALS	1,350	796	554	47-377	21-318	83	25	22

1989 GAMES STARTED

OFFENSE		DEFENSE	
QB Elway, John	15	DE Carreker, Alphonso	16
QB Kubiak, Gary	1	DE Holmes, Ron	8
RB Humphrey, Bobby	12	DE Powers, Warren	1
RB Sewell, Steve	3	DE Townsend, Andre	10
RB Winder, Sammy	2	NT Kragen, Greg	14
FB Alexander, Jeff	6	LB Brooks, Michael	16
FB Bratton, Melvin	3	LB Dennison, Rick	12
FB Kelly, Pat	1	LB Fletcher, Simon	16
WR Jackson, Mark	16	LB Mecklenburg, Karl	15
WR Johnson, Vance	16	LB Munford, Marc	5
TE Kay, Clarence	16	CB Braxton, Tyrone	16
TE Mobley, Orson	5	CB Henderson, Wymon	15
C Kartz, Keith	16	S Atwater, Steve	16
T Lanier, Ken	16	S Robbins, Randy	2
T Perry, Gerald	15	S Smith, Dennis	14
G Bishop, Keith	7		
G Juriga, Jim	16		
G Widell, Doug	10		

1989 COACHES

Dan Reeves (Head Coach), Marvin Bass (Special Assistant), Barney Chavous (Asst. Strength and Conditioning), Mo Forte (Running Backs), Chan Gailey (Offensive Coordinator/Wide Receivers), George Henshaw (Offensive Line), Earl Leggett (Defensive Line), Pete Mangurian (Tight Ends/Asst. Offensive Line), Al Miller (Strength/Conditioning), Mike Nolan (Linebackers), Wade Phillips (Defensive Coordinator), Harold Richardson (Special Teams), Charlie Waters (Defensive Backs).

1989 LEADERS / RANKINGS

INDIVIDUAL	PLAYER	NO.	AFC RANK	NFL RANK	NFL LEADER	NO.
Points	Treadwell	120	1	3t	Cofer (SF)	138
Rushing Yards	Humphrey	1,151	5	8	Okoye (KC)	1,480
Passing Yards	Elway	3,051	8	16	Majkowski (GB)	4,318
Passer Rating	Elway	73.7	9	17	Montana (SF)	112.4
Receiving Yards	Johnson	1,095	5	15	Rice (SF)	1,483
Receptions	Johnson	76	9	17	Sharpe (GB)	90
Interceptions	Braxton	6	5t	7t	Wright (CLE)	9
Sacks	Fletcher	12	4	11	Doleman (MIN)	21

OFFENSE	NO.	AFC RANK	NFL RANK	NFL LEADER	NO.
Points Per Game	22.6	4	7t	San Francisco	27.6
Total Yards Per Game	318.3	7	15	San Francisco	391.8
Yards Per Play	4.8	11t	19t	San Francisco	6.1
Rushing Yards Per Game	130.8	4	6	Cincinnati	155.2
Net Passing Yards Per Game	187.6	11	23	Washington	271.8

DEFENSE	NO.	AFC RANK	NFL RANK	NFL LEADER	NO.
Points Per Game	14.1	1	1	Denver	14.1
Total Yards Per Game	275.5	2	3	Minnesota	261.5
Yards Per Play	4.5	1t	2t	Minnesota	4.1
Rushing Yards Per Game	98.8	1	6	New Orleans	82.9
Net Passing Yards Per Game	176.7	2	3	Kansas City	176.3

1989 KEY AWARDS

Pro Bowl (5): QB John Elway, DT Greg Kragen, LB Karl Mecklenburg, S Dennis Smith, K David Treadwell. AP All-Pro (2): LB Karl Mecklenburg (first team), S Dennis Smith (second team). NFLPA Offensive Rookie of the Year: RB Bobby Humphrey. Football Digest NFL Defensive Rookie of the Year: S Steve Atwater.

1989 NFL STANDINGS

AFC EAST

Team	W	L	T	Pct	PF	PA
y-Buffalo	9	7	0	.563	409	317
Indianapolis	8	8	0	.500	298	301
Miami	8	8	0	.500	331	379
New England	5	11	0	.313	297	391
New York Jets	4	12	0	.250	253	411

AFC CENTRAL

Team	W	L	T	Pct	PF	PA
y-Cleveland	9	6	1	.594	334	254
x-Houston	9	7	0	.563	365	412
x-Pittsburgh	9	7	0	.563	265	326
Cincinnati	8	8	0	.500	404	285

AFC WEST

Team	W	L	T	Pct	PF	PA
*y-Denver	11	5	0	.688	362	226
Kansas City	8	7	1	.531	318	286
L.A. Raiders	8	8	0	.500	315	297
Seattle	7	9	0	.438	241	327
San Diego	6	10	0	.375	266	290

NFC EAST

Team	W	L	T	Pct	PF	PA
y-New York Giants	12	4	0	.750	348	252
x-Philadelphia	11	5	0	.688	342	274
Washington	10	6	0	.625	386	308
Phoenix	5	11	0	.313	258	377
Dallas	1	15	0	.063	204	393

NFC CENTRAL

Team	W	L	T	Pct	PF	PA
y-Minnesota	10	6	0	.625	351	275
Green Bay	10	6	0	.625	362	356
Detroit	7	9	0	.438	312	364
Chicago	6	10	0	.375	358	377
Tampa Bay	5	11	0	.313	320	419

NFC WEST

Team	W	L	T	Pct	PF	PA
*y-San Francisco	14	2	0	.875	442	253
x-L.A. Rams	11	5	0	.688	426	344
New Orleans	9	7	0	.563	386	301
Atlanta	3	13	0	.188	279	437

x - Wild Card Qualifier; y - Division Title; * - Home-field Advantage

WILD CARD PLAYOFF GAMES

12/31 - Pittsburgh 26, at Houston 23 (OT)
12/31 - L.A. Rams 21, at Philadelphia 7

DIVISIONAL PLAYOFF GAMES

1/6 - at Cleveland 34, Buffalo 30
1/6 - at San Francisco 41, Minnesota 13
1/7 - at Denver 24, Pittsburgh 23
1/7 - L.A. Rams 19, at New York Giants 13 (OT)

CONFERENCE CHAMPIONSHIPS

1/14 - at Denver 37, Cleveland 21
1/14 - at San Francisco 30, L.A. Rams 3

SUPER BOWL XXIV (NEW ORLEANS)

1/28 - San Francisco 55, Denver 10

1988 FINAL STATISTICS (8-8)

Head Coach: Dan Reeves **AFC West:** 2nd **Home Stadium:** Mile High Stadium

Date	W-L	Score	Opponent	Attendance	RUSHING	No.	Yds.	Avg.	Long	TD
Sept 4	L	14-21	Seattle	75,986	Dorsett	181	703	3.9	28	5
Sept 11	W	34-3	San Diego	75,359	Winder	149	543	3.6	35	4
Sept 18	L	13-20	at Kansas City	63,288	Elway	54	234	4.3	26	1
Sept 26	L	27-30	L.A. Raiders (OT)	75,964	Sewell	32	135	4.2	26	1
Oct 2	W	12-0	at San Diego	55,763	Kubiak	17	65	3.8	13	0
Oct 9	W	16-13	at San Francisco (OT)	61,711	Nattiel	5	51	10.2	29	0
Oct 16	W	30-14	Atlanta	75,287	Willhite	13	39	3.0	7	2
Oct 23	L	21-39	at Pittsburgh	49,811	Bell	9	36	4.0	6	0
Oct 31	L	23-55	at Indianapolis	60,544	Jackson	1	5	5.0	5	0
Nov 6	W	17-11	Kansas City	74,227	J. Johnson	1	3	3.0	3	0
Nov 13	W	30-7	Cleveland	75,806	V. Johnson	1	1	1.0	1	0
Nov 20	L	0-42	New Orleans	68,075	Thomas	1	0	0.0	0	0
Nov 27	W	35-24	L.A. Rams	74,141	BRONCOS	464	1815	3.9	35	13
Dec 4	L	20-21	at L.A. Raiders	65,561	OPPONENTS	552	2538	4.6	64	21
Dec 11	L	14-42	at Seattle	62,838	RECEIVING	No.	Yds.	Avg.	Long	TD
Dec 17	W	21-10	New England	70,910	V. Johnson	68	896	13.2	86	5

TEAM STATISTICS		Den	Opp
TOTAL FIRST DOWNS			
Rushing		106	140
Passing		196	161
Penalty		36	15
3RD DOWN: MADE/ATT		85/210	81/214
3rd Down Pct.		40.5	37.9
4TH DOWN: MADE/ATT		4/13	9/18
4th Down Pct.		30.8	50.0
TOTAL NET YARDS			
Avg. Per Game		344.1	341.9
Total Plays		1077	1055
Avg. Per Play		5.1	5.2
NET YARDS RUSHING			
Avg. Per Game		181.5	253.8
Total Rushes		464	552
Avg. Per Rush		3.9	4.6
NET YARDS PASSING			
Avg. Per Game		369.1	293.3
4th Down Pct.		230.7	183.3
Sacked/Yards Lost		32/250	36/235
Gross Yards		3941	3168
Att./Completions		581/324	467/262
Completion Pct.		55.8	56.1
Had Intercepted		22	16
Avg. Per Pass Play		6.0	5.8
PUNTS/AVERAGE			
NET PUNTING AVG		68/43.8	84/43.4
TOTAL RETURN YARDAGE		37.9	36.3
Punt Returns/Average		1842	1673
Kickoff Returns/Average		53/8.5	33/11.0
Intercept. Ret./Average		58/20.7	52/19.9
PENALTIES/YARDS			
FUMBLES/BALL LOST		84/71.7	116/95.6
TOUCHDOWNS		34/12	23/13
Rushing		37	41
Passing		13	21
Returns		24	18
Extra Points Made/Attempts		0	2
Field Goals Made/Attempts		36/37	41/41
TOTAL POINTS		23/26	21/27
		327	352

SCORE BY PERIODS		1	2	3	4	OT	Total
BRONCOS		43	127	64	90	3	327
OPPONENTS		85	112	96	56	3	352

SCORING		TD	Ru	Pa	Rt	PAT	FG	S	PTS
Karlis	0	0	0	0	36/37	23/36	0	105	
Sewell	6	1	5	0	0/0	0/0	0	36	
Jackson	6	0	6	0	0/0	0/0	0	36	
Dorsett	5	5	0	0	0/0	0/0	0	30	
Winder	5	4	1	0	0/0	0/0	0	30	
V. Johnson	5	0	5	0	0/0	0/0	0	30	
Kay	4	0	4	0	0/0	0/0	0	24	
Willhite	2	2	0	0	0/0	0/0	0	12	
Mobley	2	0	2	0	0/0	0/0	0	12	
Elway	1	1	0	0	0/0	0/0	0	6	
Nattiel	1	0	1	0	0/0	0/0	0	6	
BRONCOS	37	13	24	0	36/37	23/36	0	327	
OPPONENTS	41	21	18	2	41/41	21/27	1	352	

BRONCOS OPPONENTS		No.	Yds.	Avg.	Long	TD
Jackson		46	852	18.5	63	6
Nattiel		46	574	12.5	74t	1
Sewell		38	507	13.3	68t	5
Kay		34	352	10.4	27	4
Willhite		32	238	7.4	15	0
Mobley		21	218	10.4	28	2
Winder		17	103	6.1	14	1
Dorsett		16	122	7.6	16	0
Massie		3	39	13.0	21	0
Graddy		1	30	30.0	30	0
J. Johnson		1	6	6.0	6	0
Kelly		1	4	4.0	4	0
BRONCOS	324	3941	12.2	86	24	
OPPONENTS	262	3168	12.1	55	18	

INTERCEPTIONS		No.	Yds.	Avg.	Long	TD
Harden		4	36	9.0	34	0
Castille		3	51	17.0	33	0
Robbins		2	66	33.0	39	0
Braxton		2	6	3.0	6	0
Dennison		1	29	29.0	29	0
Wilson		1	7	7.0	7	0
Fletcher		1	4	4.0	4	0
Bowyer		1	1	1.0	1	0
Haynes		1	0	0.0	0	0
BRONCOS	16	200	12.5	39	0	
OPPONENTS	22	344	15.6	86	1	

PUNTING		No.	Yds.	Avg.	TB	In20	Long	B
Horan		65	2861	44.0	2	19	70	—
Elway		3	117	39.0	0	2	40	—
BRONCOS	68	2978	43.8	2	21	70	0	
OPPONENTS	84	3643	43.4	7	20	68	1	

PUNT RETURNS		No.	FC	Yds.	Avg.	Long	TD
Nattiel		22	0	218	9.9	24	0
Clark		13	0	115	8.8	16	0
Willhite		13	2	90	6.9	12	0
Harden		2	2	14	7.0	14	0
Massey		1	0	5	5.0	5	0
J. Johnson		1	0	5	5.0	5	0
Bell		1	0	4	4.0	4	0
V. Johnson		0	1	0	0.0	0	0
BRONCOS	53	5	451	8.5	24	0	
OPPONENTS	33	4	364	11.0	66	1	

KICKOFF RETURNS		No.	Yds.	Avg.	Long	TD
Bell		36	762	21.2	38	0
J. Johnson		14	292	20.9	34	0
Nattiel		6	124	20.7	25	0
Winder		1	11	11.0	11	0
Harden		1	9	9.0	9	0
BRONCOS	58	1198	20.7	38	0	
OPPONENTS	52	1,035	19.9	40	0	

FIELD GOAL BREAKDOWN

Distance	1-19	20-29	30-39	40-49	50+	Total
Karlis	1/1	9/10	6/13	5/8	2/4	23/36
OPPONENTS	0/0	9/10	9/12	2/4	1/1	21/27

KARLIS: () (51G,38G) (23G,42G) (39G,25G) (30G), 43G,37N,30G,32G,28G,21N) (27G,27G,34N, 22G) (35N,47G,41G,50G) (47N) (27G) (42G) (18G,22G,32G,42N,36N) (35N,50N) (46N) (29G, 36G) (52N,37N) ()

SACKS: Fletcher 9, Townsend 5.5, Jones 5, Ryan 3.5, Kragen 2.5, Robbins 2, Wilson 2, Mecklenburg 1, D. Smith 1, Gilbert 1, Haynes 1, Bowyer 1, Braxton 1, Dennison 0.5, **TOTAL 36.0**

PASSING	Att.	Comp.	Yds.	Comp.%	Yd./Att.	TD	TD%	Int	Int%	LG	Sack/Lost	Rtg.
Elway	496	274	3309	55.2	6.67	17	3.4	19	3.8	86	30/237	71.3
Kubiak	69	43	497	62.3	7.20	5	7.2	3	4.3	68t	2/13	90.1
Karcher	12	6	128	50.0	10.67	1	8.3	0	0.0	74t	0/0	115.0
Dorsett	2	1	7	50.0	3.50	1	50.0	0	0.0	7t	0/0	97.8
Sewell	1	0	0	0.0	0.0	0	0.0	0	0.0	0	0/0	39.0
Nattiel	1	0	0	0.0	0.0	0	0.0	0	0.0	0	0/0	39.5
BRONCOS	581	324	3941	55.8	6.78	24	4.1	22	3.8	86	32/250	74.6
OPPONENTS	467	262	3168	56.1	6.78	18	3.9	16	3.4	55	36/235	75.8



1988 DEFENSIVE STATS

(based on coaches' film review)

	TT	UT	A	S-YDS	I-YDS	PD	FF	FR
1 Kragen	140	101	39	2.5-21	0-0	4	0	1
2 Dennison	133	86	47	0.5-1	1-29	2	1	2
3 Harden	132	93	39	0-0	4-36	10	0	0
4 Ryan	130	87	43	3.5-13	0-0	1	1	2
5 Fletcher	115	79	36	9-43	1-4	6	1	1
6 Townsend	113	64	49	5-35	0-0	2	0	1
7 Smith	106	83	23	1-7	0-0	3	2	3
8 Mecklenburg	102	78	24	1.5-8	0-0	1	0	0
9 Haynes	84	71	13	1-6	1-0	8	1	0
10 Bowyer	82	50	32	1-4	1-1	2	3	0
11 Robbins	76	67	9	2-19	2-66	6	0	1
12 Jones	67	35	32	5-37	0-0	1	1	0
13 Castille	61	57	4	0-0	3-51	9	0	0
14 Brooks	49	39	10	0-0	0-0	1	0	1
15 Gilbert	42	30	12	1-11	0-0	2	0	0
16 Braxton	39	28	11	1-7	2-6	5	0	0
17 Wilson	37	29	8	2-12	1-7	4	0	2
18 Klostermann	27	17	10	0-0	0-0	1	0	0
19 Knight	15	11	4	0-0	0-0	0	0	0
20 Guidry	5	3	2	0-0	0-0	1	0	0
21 Plummer	3	3	0	0-0	0-0	0	0	0
22 Lucas	1	1	0	0-0	0-0	0	0	0
23 S. Bryan	0	0	0	0-0	0-0	0	0	1
TOTALS	1,559	1,112	447	36-224	16-200	69	10	15

1988 GAMES STARTED

OFFENSE		DEFENSE	
QB Elway, John	15	DE Bowyer, Walt	10
QB Kubiak, Gary	1	DE Gilbert, Freddie	6
RB Dorsett, Tony	12	DE Townsend, Andre	16
RB Sewell, Steve	3	NT Kragen, Greg	16
RB Willhite, Gerald	1	LB Brooks, Michael	4
RB Winder, Sammy	12	LB Dennison, Rick	16
WR Jackson, Mark	4	LB Fletcher, Simon	16
WR Johnson, Vance	13	LB Klostermann, Bruce	4
WR Nattiel, Ricky	11	LB Mecklenburg, Karl	10
TE Kay, Clarence	14	LB Ryan, Jim	14
TE Mobley, Orson	10	CB Castille, Jeremiah	15
C Bryan, Billy	16	CB Haynes, Mark	15
T Juriga, Jim	15	CB Wilson, Steve	2
T Lanier, Ken	16	S Harden, Mike	16
T Studdard, Dave	4	S Robbins, Randy	6
G Bishop, Keith	10	S Smith, Dennis	10
G Humphries, Stephen	1		
G Kartz, Keith	12		
G Perry, Gerald	6		

1988 COACHES

Dan Reeves (Head Coach), Marvin Bass (Special Assistant), Rubin Carter (Asst. Defensive Line), Joe Collier (Asst. Head Coach/Defense), Mo Forte (Running Backs), Chan Gailey (Quarterbacks), George Henshaw (Offensive Line), Stan Jones (Defensive Line), Larry Kennan (Wide Receivers), Pete Mangurian (Tight Ends/Asst. Offensive Line), Al Miller (Strength/Conditioning), Myrel Moore (Linebackers), Mike Nolan (Spec. Team/Asst. LBs), Charlie Waters (Spec. Teams/Asst. Defensive Backs), Charlie West (Defensive Backs).

1988 LEADERS / RANKINGS

INDIVIDUAL	PLAYER	NO.	AFC RANK	NFL RANK	NFL LEADER	NO.
Points	Karlis	105	6t	10t	Norwood (BUF)	129
Rushing Yards	Dorsett	703	13	22	Dickerson (IND)	1,659
Passing Yards	Elway	3,309	4	8	Marino (MIA)	4,434
Passer Rating	Elway	71.4	9	18	Esiason (CIN)	97.4
Receiving Yards	V. Johnson	896	9	15t	Ellard (LAR)	1,414
Receptions	V. Johnson	68	6	15t	Toon (NYJ)	93
Interceptions	Harden	4	11t	23t	Case (ATL)	10
Sacks	Fletcher	9	6t	17t	White (PHI)	18

OFFENSE	NO.	AFC RANK	NFL RANK	NFL LEADER	NO.
Points Per Game	20.4	8	15	Cincinnati	28.0
Total Yards Per Game	344.1	3	8	Cincinnati	378.6
Yards Per Play	5.1	5t	11t	Cincinnati	6.2
Rushing Yards Per Game	113.4	11	19	Cincinnati	169.4
Net Passing Yards Per Game	230.7	2	6	Miami	284.8

DEFENSE	NO.	AFC RANK	NFL RANK	NFL LEADER	NO.
Points Per Game	22.0	9	20	Chicago	13.4
Total Yards Per Game	341.9	10	22	Chicago	272.5
Yards Per Play	5.2	9t	18t	Minnesota	4.3
Rushing Yards Per Game	158.6	13	27	Chicago	82.9
Net Passing Yards Per Game	183.3	5	7	Kansas City	161.9

1988 KEY AWARDS

Pro Bowl (1): P Mike Horan. AP All-Pro (1): P Mike Horan (first team).

1988 NFL STANDINGS

AFC EAST

Team	W	L	T	Pct	PF	PA
y-Buffalo	12	4	0	.750	329	237
Indianapolis	9	7	0	.563	354	315
New England	9	7	0	.563	250	284
New York Jets	8	7	1	.531	372	354
Miami	6	10	0	.375	319	380

AFC CENTRAL

Team	W	L	T	Pct	PF	PA
*y-Cincinnati	12	4	0	.750	448	329
x-Cleveland	10	6	0	.625	304	288
x-Houston	10	6	0	.625	424	365
Pittsburgh	5	11	0	.313	336	421

AFC WEST

Team	W	L	T	Pct	PF	PA
y-Seattle	9	7	0	.563	339	329
Denver	8	8	0	.500	327	352
L.A. Raiders	7	9	0	.438	325	369
San Diego	6	10	0	.375	231	332
Kansas City	4	11	1	.281	254	320

NFC EAST

Team	W	L	T	Pct	PF	PA
y-Philadelphia	10	6	0	.625	379	319
New York Giants	10	6	0	.625	359	304
Washington	7	9	0	.438	345	387
Phoenix	7	9	0	.438	344	398
Dallas	3	13	0	.188	265	381

NFC CENTRAL

Team	W	L	T	Pct	PF	PA
*y-Chicago	12	4	0	.750	312	215
x-Minnesota	11	5	0	.688	406	233
Tampa Bay	5	11	0	.313	261	350
Detroit	4	12	0	.250	220	313
Green Bay	4	12	0	.250	240	315

NFC WEST

Team	W	L	T	Pct	PF	PA
y-San Francisco	10	6	0	.625	369	294
x-L.A. Rams	10	6	0	.625	407	293
New Orleans	10	6	0	.625	312	283
Atlanta	5	11	0	.313	244	315

x - Wild Card Qualifier; y - Division Title; * - Home-field Advantage

WILD CARD PLAYOFF GAMES

12/26 - Houston 24, at Cleveland 23
12/26 - at Minnesota 28, L.A. Rams 17

DIVISIONAL PLAYOFF GAMES

12/31 - at Cincinnati 21, Seattle 13
12/31 - at Chicago 20, Philadelphia 12
1/1 - at Buffalo 17, Houston 10
1/1 - at San Francisco 34, Minnesota 9

CONFERENCE CHAMPIONSHIPS

1/8 - at Cincinnati 21, Buffalo 10
1/8 - San Francisco 28, at Chicago 3

SUPER BOWL XXIII (MIAMI)

1/22 - San Francisco 20, Cincinnati 16

Staff/Coaches: Foster, Foster, Bradman 2021 Season History/Results Year-by-Year Stats Postseason Records/Honors Miscellaneous

1987 DEFENSIVE STATS

(based on coaches' film review)

	TT	UT	A	S-YDS	L-YDS	PD	FF	FR
1 Ryan	125	96	29	1.5-7	3-7	2	0	1
2 Hanley	104	67	37	1-3	2-94	4	1	0
3 Mecklenburg	97	81	16	7-47	3-23	4	2	1
4 Lilly	95	64	31	0-0	3-29	3	1	2
5 R. Jones	88	45	43	7-59	0-0	2	0	0
6 Harden	87	63	24	0-0	4-85	8	1	0
7 Kragen	78	48	30	2-3	0-0	1	0	0
8 Fletcher	70	49	21	4-30	0-0	0	0	1
9 Bowyer	61	41	20	0.5-1	0-0	2	0	0
10 Townsend	57	42	15	1-9	0-0	0	0	0
11 Robbins	51	45	6	1-14	3-9	5	0	0
12 Winn	40	28	12	0-0	0-0	1	1	1
13 Castille	38	35	3	0-0	0-0	1	0	0
14 Wilson	36	32	4	1-8	0-0	1	0	0
15 D. Smith	35	25	10	0-0	2-21	2	0	0
16 Dennison	30	22	8	0-0	1-10	3	1	0
17 Clark	28	15	13	0-0	3-105	3	0	0
18 Joiner	26	15	11	0-0	0-0	1	0	0
19 Tupper	22	18	4	1-0	0-0	0	0	0
20 E. Johnson	21	14	7	0-0	0-0	1	0	0
21 S. Bryan	20	14	6	0-0	0-0	0	0	0
R. Jackson	20	14	6	0-0	0-0	0	0	0
23 Lucas	15	11	4	2-18	1-11	1	0	1
24 Gilbert	14	6	8	0-0	0-0	1	1	1
25 Fitzhugh	12	11	1	0-0	0-0	1	0	0
26 Dodge	11	9	2	NT	0-0	0	0	0
27 Woodard	10	6	4	0.5-10	0-0	0	0	0
28 Brooks	8	5	3	1-16	0-0	0	0	1
29 Rudolph	6	4	2	0-0	0-0	0	0	0
L. Jones	6	4	2	1-0	0-0	0	0	0
31 Knox	5	4	1	0-0	0-0	0	0	0
McLean	3	3	0	0-0	0-0	0	0	0
33 Lobenstein	3	3	0	0-0	0-0	0	0	0
34 Russell	2	2	0	0-0	0-0	0	0	0
M. Smith	2	1	1	0-0	0-0	0	0	0
36 D. Jones	1	1	0	0-0	0-0	0	0	0
MacDonald	1	0	1	0-0	0-0	0	0	0
38 Haynes	0	0	0	0-0	3-39	3	0	0
Mumford	0	0	0	0-0	0-0	1	2	0
Plummer	0	0	0	0-0	0-0	1	0	0
TOTALS	1,330	943	387	31-225	28-403	51	10	13

1987 GAMES STARTED

OFFENSE

QB Elway, John	12
QB Karcher, Ken	3
RB Caldwell, Scott	1
RB Dudak, Joe	8
RB Lang, Gene	8
RB Whitlite, Gerald	3
RB Winder, Sammy	8
FB Bell, Ken	1
FB Micho, Bobby	3
WR Brown, Laron	1
WR Jackson, Mark	11
WR Johnson, Vance	9
WR Massie, Rick	9
WR Nattiel, Ricky	3
WR Swanson, Shane	2
WR Watson, Steve	1
TE Andrews, Mitch	3
TE Kay, Clarence	12
TE Mobley, Orson	4
C Bryan, Billy	4
C Lee, Larry	4
C Peavey, Jack	1
T Belcher, Kevin	1
T Kartz, Keith	3
T Lanier, Ken	12
T Studdard, Dave	14
G Ayers, John	5
G Bishop, Keith	12
G Hood, Winford	2
G Humphries, Stefan	7
G Jones, David	1
G/C Freeman, Mike	9

DEFENSE

DE Bowyer, Walt	4
DE Bryan, Steve	3
DE Gilbert, Freddie	3
DE Jones, Ron	12
DE Woodard, Ray	1
NT Townsend, Andre	11
NT Tupper, Jeff	3
NT/LB Kragen, Greg	9
LB Dodge, Kirk	1
LB Fletcher, Simon	11
LB Hanley, Ricky	12
LB Joiner, Tim	3
LB Lucas, Tim	3
LB Mecklenburg, Karl	12
LB Ryan, Jim	14
LB Winn, Bryant	3
CB Clark, Kevin	3
CB Harden, Mike	12
CB Haynes, Mark	12
CB Johnson, Earl	3
CB Rudolph, Martin	1
CB Wilson, Steve	5
S Fitzhugh, Steve	1
S Jackson, Roger	2
S Jones, Daryl	1
S Jones, Leonard	1
S Lilly, Tony	9
S Robbins, Randy	4
S Smith, Dennis	6

1987 COACHES

Dan Reeves (Head Coach), Marvin Bass (Special Assistant), Rubin Carter (Asst. Defensive Line), Joe Collier (Asst. Head Coach/Defense), Chan Gailey (Wide Receivers/Tight Ends), Alex Gibbs (Offensive Line), Stan Jones (Defensive Line), Al Miller (Strength/Conditioning), Myrel Moore (Linebackers), Nick Nicolau (Running Backs), Mike Nolan (Special Teams), Mike Shanahan (Off. Coordinator/QBs), Charlie West (Def. Backs).

1987 LEADERS / RANKINGS

INDIVIDUAL	PLAYER	NO.	AFC RANK	NFL RANK	NFL LEADER	NO.
Points	Karris	91	4	6	Andersen (NO)	121
Rushing Yards	Winder	741	5	11	White (LAR)	1,374
Passing Yards	Elway	3,198	3	4	Lomax (STL)	3,387
Passer Rating	Elway	83.4	7	12	Montana (SF)	102.1
Receiving Yards	V. Johnson	684	13	25	Smith (STL)	1,117
Receptions	V. Johnson	42	23t	38t	Smith (STL)	91
Interceptions	Harden	4	6t	15t	Wilburn (WAS)	9
Sacks	R. Jones	7	10t	25t	White (PHI)	21

OFFENSE	NO.	AFC RANK	NFL RANK	NFL LEADER	NO.
Points Per Game	25.3	2	4t	San Francisco	30.6
Total Yards Per Game	374.9	1	2	San Francisco	399.1
Yards Per Play	5.3	2t	4t	San Francisco	5.7
Rushing Yards Per Game	131.3	6	12	San Francisco	139.8
Net Passing Yards Per Game	243.6	2	3	Miami	258.4

DEFENSE	NO.	AFC RANK	NFL RANK	NFL LEADER	NO.
Points Per Game	19.2	3	7	Indianapolis	15.9
Total Yards Per Game	320.9	5	9	San Francisco	273.0
Yards Per Play	5.1	9t	19t	Chicago	4.3
Rushing Yards Per Game	134.5	9	20	Chicago	94.2
Net Passing Yards Per Game	186.4	4	5	San Francisco	165.6

1987 KEY AWARDS

Pro Bowl (3): G Keith Bishop, QB John Elway, LB Karl Mecklenburg.
AP All-Pro (2): QB John Elway (second team), LB Karl Mecklenburg (second team). AP NFL MVP: QB John Elway.

1987 NFL STANDINGS

AFC EAST

Team	W	L	T	Pct	PF	PA
y-Indianapolis	9	6	0	.600	300	238
New England	8	7	0	.533	320	293
Miami	8	7	0	.533	362	335
Buffalo	7	8	0	.467	270	305
New York Jets	6	9	0	.400	334	360

AFC CENTRAL

Team	W	L	T	Pct	PF	PA
y-Cleveland	10	5	0	.667	390	239
x-Houston	9	6	0	.600	345	349
Pittsburgh	8	7	0	.533	285	299
Cincinnati	4	11	0	.267	285	370

AFC WEST

Team	W	L	T	Pct	PF	PA
*y-Denver	10	4	1	.700	379	288
x-Seattle	9	6	0	.600	371	314
San Diego	8	7	0	.533	253	317
L.A. Raiders	5	10	0	.333	301	289
Kansas City	4	11	0	.267	273	388

NFC EAST

Team	W	L	T	Pct	PF	PA
y-Washington	11	4	0	.733	379	285
Dallas	7	8	0	.467	340	348
St. Louis	7	8	0	.467	362	368
Philadelphia	7	8	0	.467	337	380
New York Giants	6	9	0	.400	280	312

NFC CENTRAL

Team	W	L	T	Pct	PF	PA
y-Chicago	11	4	0	.733	356	282
x-Minnesota	8	7	0	.533	336	335
Green Bay	5	9	1	.367	255	300
Tampa Bay	4	11	0	.267	286	360
Detroit	4	11	0	.267	269	384

NFC WEST

Team	W	L	T	Pct	PF	PA
*y-San Francisco	13	2	0	.867	459	253
x-New Orleans	12	3	0	.800	422	283
L.A. Rams	6	9	0	.400	317	361
Atlanta	3	12	0	.200	205	436

x - Playoffs; y - Division Title; * - Home-Field Advantage

WILD CARD PLAYOFF GAMES

1/3 - at Houston 23, Seattle 20 (OT)
1/3 - Minnesota 44, at New Orleans 10

DIVISIONAL PLAYOFF GAMES

1/9 - at Cleveland 38, Indianapolis 21
1/9 - Minnesota 36, at San Francisco 24
1/10 - at Denver 34, Houston 10
1/10 - Washington 21, at Chicago 17

CONFERENCE CHAMPIONSHIPS

1/17 - at Denver 38, Cleveland 33
1/17 - at Washington 17, Minnesota 10

SUPER BOWL XXII (SAN DIEGO)

1/31 - Washington 42, Denver 10

Staff/Coaches: Players: 1987 Season History: Year-by-Year Stats

1986 FINAL STATISTICS (11-5)

Head Coach: Dan Reeves AFC West: 1st Home Stadium: Mile High Stadium

Date	W-L	Score	Opponent	Attendance	RUSHING	No.	Yds.	Avg.	Long	TD
Sept 7	W	38-36	L.A. Raiders	75,695	Winder	240	789	3.3	31	9
Sept 15	W	21-10	at Pittsburgh	57,305	Willhite	85	365	4.3	42	5
Sept 21	W	33-7	at Philadelphia	63,839	Elway	52	257	4.9	24	1
Sept 28	W	27-20	New England	75,804	Sewell	23	123	5.3	15	1
Oct 5	W	29-14	Dallas	76,082	Lang	29	94	3.2	14	1
Oct 12	W	31-14	at San Diego	55,662	Kubiak	6	22	3.7	10	0
Oct 20	L	10-22	at New York Jets	73,759	Bell	9	17	1.9	12	0
Oct 26	W	20-13	Seattle	76,089	Johnson	5	15	3.0	6	0
Nov 2	W	21-10	at L.A. Raiders	90,153	M. Jackson	2	6	3.0	5	0
Nov 9	L	3-9	San Diego	75,012	Boddie	1	2	2.0	2	0
Nov 16	W	38-17	Kansas City	75,745	Horan	1	0	0.0	0	0
Nov 23	L	16-19	at New York Giants	75,116	Mobley	1	-1	-1.0	-1	0
Nov 30	W	34-28	Cincinnati	58,705	Norman	1	-11	-11.0	-11	0
Dec 7	L	10-37	at Kansas City	47,019	BRONCOS	455	1678	3.7	42	17
Dec 13	W	31-30	Washington	75,905	OPPONENTS	432	1651	3.8	60	13
Dec 20	L	16-41	at Seattle	63,697						

TEAM STATISTICS		Den	Opp	RECEIVING		No.	Yds.	Avg.	Long	TD	
TOTAL FIRST DOWNS		319	291	Willhite	64	529	8.3	46	3	3	
Rushing		94	93	Watson	45	699	15.5	46	3	3	
Passing		184	177	M. Jackson	38	738	19.4	53	1	1	
Penalty		41	21	Johnson	31	363	11.7	34	2	5	
3RD DOWN: MADE/ATT		92/222	75/222	Winder	26	171	6.6	20	5	5	
3rd Down Pct.		41.4	33.8	Sewell	23	294	12.8	40	1	1	
4TH Down: Made/Att		2/5	7/15	Mobley	22	332	15.1	32	1	1	
4th Down Pct.		40.0	46.7	Sampson	21	259	12.3	43	0	0	
TOTAL NET YARDS		5216	4947	Kay	15	195	13.0	34	1	1	
Avg. Per Game		326.0	309.2	Lang	13	105	8.1	26	2	2	
Total Plays		1042	1026	Hackett	3	48	16.0	19	0	0	
Avg. Per Play		5.0	4.8	Bell	2	10	5.0	7	0	0	
NET YARDS RUSHING		1678	1651	Wilson	1	43	43.0	43	1	1	
Avg. Per Game		104.9	103.2	Elway	1	23	23.0	23	1	1	
Total Rushes		455	432	Studdard	1	2	2.0	2	1	1	
Avg. Per Rush		3.7	3.8	BRONCOS	306	3811	12.5	53	22	22	
NET YARDS PASSING		3538	3296	OPPONENTS	301	3755	12.5	57	21	21	
Avg. Per Game		221.1	206.0								
Sacked/Yards Lost		38/273	49/459	INTERCEPTIONS		No.	Yds.	Avg.	Long	TD	
Gross Yards		3811	3755	Harden	6	179	29.8	52	2	2	
Att./Completions		549/306	545/301	Wright	3	56	18.7	56	0	0	
Completion Pct.		55.7	55.2	Lilly	3	22	7.3	15	0	0	
Had Intercepted		16	18	Foley	2	39	19.5	24	0	0	
Avg. Per Pass Play		6.0	5.5	Hunley	1	22	22.0	22	0	0	
PUNTS/AVERAGE		86/39.3	86/42.9	Dennison	1	5	5.0	5	0	0	
NET PUNTING AVG		33.0	34.2	Smith	1	0	0.0	0	0	0	
TOTAL RETURN YARDAGE		1964	2024	Wilson	1	-5	-5.0	-5	0	0	
Punt Returns/Average		48/11.5	40/9.1	BRONCOS	18	318	17.7	56	2	2	
Kickoff Returns/Average		53/20.6	65/20.0	OPPONENTS	16	363	22.7	78	2	2	
Intercept. Ret./Average		18/17.7	16/22.7								
PENALTIES/YARDS		104/910	127/1034	PUNTING		No.	Yds.	Avg.	TB	In20	B
FUMBLES/BALL LOST		24/13	32/17	Well	34	1344	39.5	3	5	55	0
TOUCHDOWNS		45	36	Norman	30	1168	38.9	4	2	57	1
Rushing		13	13	Horan	21	864	41.1	2	8	50	0
Passing		22	21	BRONCOS	86	3376	39.3	9	15	57	1
Returns		6	2	OPPONENTS	86	3689	42.9	10	17	59	0
Extra Points Made/Attempts		44/45	35/36								
Field Goals Made/Attempts		20/28	24/32	PUNT RETURNS		No.	FC	Yds.	Avg.	Long	TD
TOTAL POINTS		378	327	Willhite	42	8	468	11.1	70	1	0
				Johnson	3	0	36	12.0	19	0	0
				M. Jackson	2	0	7	3.5	6	0	0
				Harden	1	0	41	41.0	41	1	1
				BRONCOS	48	8	552	11.5	70	2	2
				OPPONENTS	40	16	362	9.1	30	0	0

SCORE BY PERIODS		1	2	3	4	OT	Total
BRONCOS		69	131	89	89	0	378
OPPONENTS		58	92	61	116	0	327

SCORING	TD	Ru	Pa	Rt	PAT	FG	S	PTS
Karlis	0	0	0	0	44/45	20/28	0	104
Winder	14	9	5	0	0/0	0/0	0	84
Willhite	9	5	3	1	0/0	0/0	0	54
Lang	3	1	2	0	0/0	0/0	0	18
Harden	3	0	0	3	0/0	0/0	0	18
Watson	3	0	3	0	0/0	0/0	0	18
Elway	2	1	1	0	0/0	0/0	0	12
Sewell	2	1	1	0	0/0	0/0	0	12
Johnson	2	0	2	0	0/0	0/0	0	12
Townsend	1	0	1	0	0/0	0/0	0	6
Studdard	1	0	1	0	0/0	0/0	0	6
M. Jackson	1	0	1	0	0/0	0/0	0	6
Wilson	1	0	1	0	0/0	0/0	0	6
Woodard	1	0	0	1	0/0	0/0	0	6
Kay	1	0	1	0	0/0	0/0	0	6
Mobley	1	0	1	0	0/0	0/0	0	6
Jones	0	0	0	0	0/0	0/0	1	2
TEAM	0	0	0	0	0/0	0/0	1	2
BRONCOS	45	17	22	6	44/45	20/28	2	378
OPPONENTS	36	13	21	2	35/36	24/32	0	327

PASSING	Att.	Comp.	Yds.	Comp. %	Yd./Att.	TD	TD%	Int	Int%	LG	Sack/Lost	Rtg.
Elway	504	280	3485	55.6	6.91	19	3.8	13	2.6	53	32/233	79.0
Kubiak	38	23	249	60.5	6.55	1	2.6	3	7.9	26	3/23	55.7
Willhite	4	1	11	25.0	2.75	0	0.0	0	0.0	11	0/0	39.6
Norman	1	1	43	100.0	43.00	1	100.0	0	0.0	43	0/0	158.3
Sewell	1	1	23	100.0	23.00	1	100.0	0	0.0	23	3/17	158.3
Johnson	1	0	0	0.0	0.00	0	0.0	0	0.0	0	0/0	39.5
BRONCOS	549	306	3811	55.7	6.94	22	4.0	16	2.9	53	38/273	78.7
OPPONENTS	545	301	3755	55.2	6.89	21	3.9	18	3.3	57	49/459	75.9

FIELD GOAL BREAKDOWN						
Distance	1-19	20-29	30-39	40-49	50+	Total
Karlis	0/0	3/4	8/8	8/14	1/2	20/28
OPPONENTS	0/0	4/5	9/10	10/14	1/3	21/17

SACKS: Jones 13.5, Mecklenburg 9.5, Fletcher 5.5, Gilbert 4, Robbins 4, Woodard 3, Townsend 2.5, D. Smith 1, Ryan 1, Dennison 1, Comeaux 1, Lilly 1, T. Jackson 0.5, Hunley 0.5, Team 1, **TOTAL 49.0**



1986 DEFENSIVE STATS

(based on coaches' film review)

	TT	UT	A	S-YDS	I-YDS	PD	FF	FR
1 Hunley	164	99	65	0.5-0	1-22	2	2	1
2 Mecklenburg	127	83	44	9.5-96	0-0	3	1	1
3 Jones	96	52	44	13.5-152	0-0	5	1	1
4 Woodard	93	63	30	3-23	0-0	2	3	1
5 Foley	92	56	36	0-0	2-39	4	0	1
6 Ryan	91	58	33	1-5	0-0	0	1	0
7 Smith	88	66	22	1-9	1-10	12	2	1
8 Lilly	82	45	37	1-16	3-22	10	0	0
9 Wright	77	59	18	0-0	3-56	9	0	1
10 Harden	75	64	11	0-0	6-179	9	1	0
11 Townsend	70	42	28	2.5-33	0-0	0	0	1
12 Kragen	60	29	31	0-0	0-0	1	0	1
13 T. Jackson	58	45	13	0.5-0	0-0	1	1	0
14 Wilson	56	44	12	0-0	1-5	8	0	0
15 Robbins	48	40	8	4-51	0-0	6	1	2
16 Fletcher	43	26	17	5.5-41	0-0	2	0	2
17 Dennison	30	21	9	1-8	1-5	1	1	0
18 Haynes	26	16	10	0-0	0-0	1	1	0
19 Colorito	18	11	7	0-0	0-0	0	0	2
20 Gilbert	17	13	4	4-45	0-0	0	0	0
Carter	17	11	6	0-0	0-0	0	0	0
22 Hunter	3	2	1	0-0	0-0	1	0	0
23 Comeaux	1	1	0	1-9	0-0	0	2	1
TOTALS	1,432	946	486	48-488	18-318	77	17	16

1986 GAMES STARTED

OFFENSE		DEFENSE	
QB Elway, John	16	DE Jones, Rulon	16
RB Lang, Gene	2	DE Townsend, Andre	16
RB Sewell, Steve	2	NT Carter, Ruben	2
RB Willhite, Gerald	12	NT Kragen, Greg	14
RB Winder, Sammy	15	LB Dennison, Rick	2
WR Jackson, Mark	1	LB Fletcher, Simon	2
WR Johnson, Vance	7	LB Hunley, Ricky	15
WR Sampson, Clint	5	LB Jackson, Tom	14
WR Watson, Steve	16	LB Mecklenburg, Karl	16
TE Hackett, Joey	4	LB Ryan, Jim	14
TE Kay, Clarence	12	LB Woodard, Ken	1
TE Mobley, Orson	3	CB Harden, Mike	16
C Bryan, Billy	16	CB Wright, Louis	16
T Lanier, Ken	16	S Foley, Steve	15
T Studdard, Dave	15	S Lilly, Tony	1
G Bishop, Keith	14	S Robbins, Randy	2
G Cooper, Mark	5	S Smith, Dennis	14
G Hood, Winford	2		
G Howard, Paul	13		

1986 COACHES

Dan Reeves (Head Coach), Marvin Bass (Special Assistant), Joe Collier (Asst. Head Coach/Defense), Chan Gailey (Special Teams/Tight Ends), Alex Gibbs (Offensive Line), Stan Jones (Defensive Line), Al Miller (Strength/Conditioning), Myrel Moore (Linebackers), Nick Nicolau (Running Backs), Mike Shanahan (Off. Coordinator/Quarterbacks and Wide Receivers), Charlie West (Def. Backs).

1986 LEADERS / RANKINGS

INDIVIDUAL	PLAYER	NO.	AFC RANK	NFL RANK	NFL LEADER	NO.
Points	Karlis	104	3	8	Franklin (NE)	140
Rushing Yards	Winder	789	7	17	Dickerson (Rams)	1,821
Passing Yards	Elway	3,485	7	9	Marino (MIA)	4,746
Passer Rating	Elway	79.0	9	11	Kramer (MIN)	92.6
Receiving Yards	M. Jackson	738	20	35	Rice (SF)	1,570
Receptions	Willhite	64	12t	19t	Christensen (Raid.)	95
Interceptions	Harden	6	5t	11t	Lott (SF)	10
Sacks	R. Jones	13.5	4	8	Taylor (NYG)	20.5

OFFENSE	NO.	AFC RANK	NFL RANK	NFL LEADER	NO.
Points Per Game	23.6	5	6	Miami	26.9
Total Yards Per Game	326.0	9	15	Cincinnati	405.6
Yards Per Play	5.0	6t	11t	Miami	6.3
Rushing Yards Per Game	104.9	7	20	Chicago	168.8
Net Passing Yards Per Game	221.1	7	10	Miami	298.7

DEFENSE	NO.	AFC RANK	NFL RANK	NFL LEADER	NO.
Points Per Game	20.4	5	15	Chicago	11.7
Total Yards Per Game	309.2	3	9	Chicago	258.1
Yards Per Play	4.8	1t	5t	Chicago	4.1
Rushing Yards Per Game	103.2	1	5	New York Giants	80.3
Net Passing Yards Per Game	206.0	7	16	St. Louis	164.8

1986 KEY AWARDS

Pro Bowl (6): G Keith Bishop, QB John Elway, DE Rulon Jones, LB Karl Mecklenburg, S Dennis Smith, RB Sammy Winder. **AP All-Pro (2):** DE Rulon Jones (first team), LB Karl Mecklenburg (first team). **Football News AFC Player of the Year:** LB Karl Mecklenburg. **UPI AFC Defensive Player of the Year:** DE Rulon Jones.

1986 NFL STANDINGS

AFC EAST						
Team	W	L	T	Pct	PF	PA
y-New England	11	5	0	.688	412	307
x-New York Jets	10	6	0	.625	364	386
Miami	8	8	0	.500	430	405
Buffalo	4	12	0	.250	287	348
Indianapolis	3	13	0	.188	229	400

AFC CENTRAL						
Team	W	L	T	Pct	PF	PA
*y-Cleveland	12	4	0	.750	391	310
Cincinnati	10	6	0	.625	409	394
Pittsburgh	6	10	0	.375	307	336
Houston	5	11	0	.313	274	329

AFC WEST						
Team	W	L	T	Pct	PF	PA
y-Denver	11	5	0	.688	378	327
x-Kansas City	10	6	0	.625	358	326
Seattle	10	6	0	.625	366	293
L.A. Raiders	8	8	0	.500	323	346
San Diego	4	12	0	.250	335	396

NFC EAST						
Team	W	L	T	Pct	PF	PA
*y-New York Giants	14	2	0	.875	371	236
x-Washington	12	4	0	.750	368	296
Dallas	7	9	0	.438	346	337
Philadelphia	5	10	1	.344	256	312
St. Louis	4	11	1	.281	218	351

NFC CENTRAL						
Team	W	L	T	Pct	PF	PA
y-Chicago	14	2	0	.875	352	187
Minnesota	9	7	0	.563	398	273
Detroit	5	11	0	.313	277	326
Green Bay	4	12	0	.250	254	418
Tampa Bay	2	14	0	.125	239	473

NFC WEST						
Team	W	L	T	Pct	PF	PA
y-San Francisco	10	5	1	.656	374	247
x-L.A. Rams	10	6	0	.625	309	267
Atlanta	7	8	1	.469	280	280
New Orleans	7	9	0	.438	288	287

x - Playoffs; y - Division Title; * - Home-field Advantage

WILD CARD PLAYOFF GAMES

12/28 - at New York Jets 35, Kansas City 15

12/28 - at Washington 19, L.A Rams 7

DIVISIONAL PLAYOFF GAMES

1/3 - at Cleveland 23, New York Jets 20 (OT)

1/3 - Washington 27, at Chicago 13

1/4 - at Denver 22, New England 17

1/4 - at New York Giants 49, San Francisco 3

CONFERENCE CHAMPIONSHIPS

1/11 - Denver 23, at Cleveland 20 (OT)

1/11 - at New York Giants 17, Washington 0

SUPER BOWL XXI (PASADENA, CALIF.)

1/25 - New York Giants 39, Denver 20

Start/Coaches Players Foster Headlines 2021 Season History/Results Year-by-Year Stats Postseason Records Honors Miscellaneous

1985 FINAL STATISTICS (11-5)

Head Coach: Dan Reeves AFC West: 2nd Home Stadium: Mile High Stadium

Date	W-L	Score	Opponent	Attendance	RUSHING	No.	Yds.	Avg.	Long	TD
Sept 8	L	16-20	at L.A. Rams	52,522	Winder	199	714	3.6	42	8
Sept 15	W	34-23	New Orleans	74,488	Lang	84	318	3.8	26	5
Sept 22	W	44-28	at Atlanta	37,903	Sewell	82	275	3.4	16	4
Sept 29	L	26-30	Miami	73,614	Elway	50	253	5.1	22	0
Oct 6	W	31-20	Houston	74,699	Willhite	66	237	3.6	14	0
Oct 13	W	15-10	at Indianapolis	60,128	V. Johnson	10	36	3.6	14	0
Oct 20	W	13-10	Seattle (OT)	74,899	Poole	4	12	3.0	6	0
Oct 27	W	30-10	at Kansas City	68,248	Kubiak	1	6	6.0	6	0
Nov 3	L	10-30	at San Diego	57,312	Norman	1	0	0.0	0	0
Nov 11	W	17-16	San Francisco	73,173	BRONCOS	497	1851	3.7	42	20
Nov 17	W	30-24	San Diego (OT)	74,376	OPPONENTS	475	1973	4.2	61	10
Nov 24	L	28-31	at L.A. Raiders (OT)	63,161	RECEIVING	No.	Yds.	Avg.	Long	TD
Dec 1	W	31-23	at Pittsburgh	56,797	Watson	61	915	15.0	60	5
Dec 8	L	14-17	L.A. Raiders (OT)	75,042	V. Johnson	51	721	14.1	63T	3
Dec 14	W	14-13	Kansas City	69,209	Willhite	35	297	8.5	21	1
Dec 20	W	27-24	at Seattle	56,283	Winder	31	197	6.4	24	0

TEAM STATISTICS		Den	Opp
TOTAL FIRST DOWNS		339	290
Rushing	113	103	
Passing	192	168	
Penalty	34	19	
3RD DOWN: MADE/ATT	102/252	74/230	
3rd Down Pct.	40.5	32.2	
4TH DOWN: MADE/ATT	6/10	8/20	
4th Down Pct.	60.0	40.0	
TOTAL NET YARDS	5496	5179	
Avg. Per Game	343.5	323.7	
Total Plays	1152	1069	
Avg. Per Play	4.8	4.8	
NET YARDS RUSHING	1851	1973	
Avg. Per Game	115.7	123.3	
Total Rushes	497	475	
Avg. Per Rush	3.7	4.2	
NET YARDS PASSING	3645	3206	
Avg. Per Game	227.8	200.4	
Sacked/Yards Lost	38/307	47/378	
Gross Yards	3952	3584	
Att./Completions	617/329	547/277	
Completion Pct.	53.3	50.6	
Had Intercepted	23	24	
Avg. Per Pass Play	5.6	5.4	
PUNTS/AVERAGE	94/40.0	94/41.1	
NET PUNTING AVG	34.0	34.3	
TOTAL RETURN YARDAGE	1920	2003	
Punt Returns/Average	46/9.3	36/8.6	
Kickoff Returns/Average	52/23.1	64/21.0	
Intercept. Ret./Average	24/12.1	23/14.4	
PENALTIES/YARDS	85/677	91/953	
FUMBLES/BALL LOST	24/8	22/12	
TOUCHDOWNS	45	35	
Rushing	20	10	
Passing	23	22	
Returns	2	3	
Extra Points Made/Attempts	41/44	35/36	
Field Goals Made/Attempts	23/28	26/33	
TOTAL POINTS	380	329	

INTERCEPTIONS		No.	Yds.	Avg.	Long	TD
Harden	5	100	20.0	42	1	
L. Wright	5	44	8.8	24	0	
Foley	3	47	15.7	29	0	
D. Smith	3	46	15.3	39	0	
Wilson	3	8	2.7	8	0	
Lilly	2	4	2.0	4	0	
Hunter	1	20	20.0	20	0	
Woodard	1	18	18.0	18	0	
Robbins	1	3	3.0	3	0	
BRONCOS	24	290	12.1	42	1	
OPPONENTS	23	332	14.4	69T	2	

PUNTING		No.	Yds.	Avg.	TB	In20	Long	B
Norman	92	3764	40.9	12	16	61	—	
Team	2	0	0.0	0	0	0		
BRONCOS	94	3764	40.0	12	16	61	2	
OPPONENTS	94	3868	41.1	11	19	68	2	

PUNT RETURNS		No.	FC	Yds.	Avg.	Long	TD
V. Johnson	30	6	260	8.7	38	0	
Willhite	16	5	169	10.6	18	0	
BRONCOS	46	11	429	9.3	38	0	
OPPONENTS	38	17	325	8.6	30	0	

KICKOFF RETURNS		No.	Yds.	Avg.	Long	TD
V. Johnson	30	740	24.7	39	0	
Lang	17	361	21.2	33	0	
Willhite	2	40	20.0	20	0	
Hunter	2	33	16.5	18	0	
Sewell	1	29	29.0	29	0	
BRONCOS	52	1203	23.1	39	0	
OPPONENTS	64	1346	21.0	98T	1	

FIELD GOAL BREAKDOWN		Distance	1-19	20-29	30-39	40-49	50+	Total
Karlis	2/2	7/9	6/11	8/11	0/5	0/5	23/38	
OPPONENTS	1/1	11/11	10/10	3/8	1/3	0/3	26/33	

KARLIS: (24G) (43G,48G) (42G,25G,47G) (43G, 34G) (37G,51N,51N) (43N,32G,30G,18G,28N) (33N,52N,56N,45G,24G) (24G,23G,19G) (38N,50N,36G) (48N,24G) (28N,34G) (49N) (42G,39N) (35N) () (25G,34N,43G)

SACKS: Mecklenburg 13, Jones 10, Chavous 6, Townsend 5, D. Smith 4, Woodard 3, Kragen 2, Fletcher 1, Carter 1, Harden 1, Ryan 1, **TOTAL 47.0**

PASSING	Att.	Comp.	Yds.	Comp.%	Yd./Att.	TD	TD%	Int	Int%	LG	Sack/Lost	Rtg.
Elway	605	327	3891	54.0	6.43	22	3.6	23	3.8	65t	38/307	70.0
Kubiak	5	2	61	40.0	12.20	1	20.0	0	0.0	54t	0/0	125.7
Willhite	3	0	0	0.0	0.00	0	0.0	0	0.0	0	0/0	39.5
Norman	1	0	0	0.0	0.00	0	0.0	0	0.0	0	0/0	39.5
Winder	1	0	0	0.0	0.00	0	0.0	0	0.0	0	0/0	39.5
Sewell	1	0	0	0.0	0.00	0	0.0	0	0.0	0	0/0	39.5
V. Johnson	1	0	0	0.0	0.00	0	0.0	0	0.0	0	0/0	39.5
BRONCOS	617	329	3952	53.3	6.41	23	3.7	23	3.7	65t	38/307	70.0
OPPONENTS	547	277	3584	50.6	6.55	22	4.0	24	4.4	73	47/378	66.5



1985 DEFENSIVE STATS

(based on unofficial press box statistics)

	TT	UT	A	S-YDS	I-YDS	PD	FF	FR
1 Harden	82	72	10	1-11	5-100	18	0	2
2 Busick	81	64	17	0-0	0-0	2	0	1
3 Woodard	79	70	9	3-32	1-18	3	0	0
4 Jones	68	58	10	10-84	0-0	1	1	3
5 Lilly	67	54	13	0-0	2-4	4	1	1
6 Smith	66	54	12	4-27	3-46	17	1	0
7 Mecklenburg	65	60	5	13-103	0-0	4	5	1
8 Ryan	58	52	6	1-8	0-0	3	0	0
9 Foley	48	38	10	0-0	3-47	7	0	0
10 Carter	47	39	8	1-7	0-0	1	1	0
11 L. Wright	44	41	3	0-0	5-44	15	0	1
12 Townsend	30	27	3	5-46	0-0	3	0	0
13 Chavous	29	23	6	6-34	0-0	0	0	2
14 T. Jackson	28	19	9	0-0	0-0	1	0	0
15 Dennison	25	22	3	0-0	0-0	0	1	0
Wilson	25	22	3	0-0	3-8	12	0	1
17 Hunter	23	19	4	0-0	1-20	1	0	0
18 Hunley	19	18	1	0-0	0-0	2	0	0
19 Fletcher	17	12	5	1-11	0-0	0	0	0
20 Robbins	16	16	0	0-0	1-3	4	0	0
21 Kragen	13	11	2	2-15	0-0	0	0	0
22 Comeaux	6	6	0	0-0	0-0	0	0	0
TOTALS	936	797	139	47-378	24-290	98	10	12

1985 GAMES STARTED

OFFENSE	DEFENSE		
QB Elway, John	16	DE Chavous, Barney	15
RB Lang, Gene	2	DE Jones, Rulon	16
RB Sewell, Steve	2	DE Townsend, Andre	1
RB Willhite, Gerald	4	NT Carter, Rubin	16
RB Winder, Sammy	12	NT Kragen, Greg	1
WR Johnson, Butch	7	LB Busick, Steve	16
WR Johnson, Vance	8	LB Dennison, Rick	7
WR Watson, Steve	15	LB Fletcher, Simon	1
TE Barber, Mike	1	LB Hunley, Ricky	2
TE Kay, Clarence	16	LB Jackson, Tom	5
TE Wright, James	12	LB Mecklenburg, Karl	9
C Bryan, Billy	16	LB Ryan, Jim	14
T/TE Cooper, Mark	2	LB Woodard, Ken	9
T Lanier, Ken	16	CB/S Harden, Mike	16
T Studdard, Dave	15	CB Wilson, Steve	4
G Bishop, Keith	14	CB Wright, Louis	15
G Hood, Winford	3	S Foley, Steve	11
G Howard, Paul	15	S Lilly, Tony	5
		S Robbins, Randy	12
		S Smith, Dennis	1

1985 COACHES

Dan Reeves (Head Coach), Marvin Bass (Special Assistant), Joe Collier (Asst. Head Coach/Defense), Chan Gailey (Special Teams/Defensive Asst.), Alex Gibbs (Head Offensive Line), Stan Jones (Defensive Line), Al Miller (Strength/Conditioning), Myrel Moore (Linebackers), Nick Nicolau (Running Backs), Mike Shanahan (Offensive Coordinator/Quarterbacks and Wide Receivers), Doc Ulrich (Tight Ends/Asst. Offensive Line), Charlie West (Defensive Backs).

1985 LEADERS / RANKINGS

INDIVIDUAL	PLAYER	NO.	AFC RANK	NFL RANK	NFL LEADER	NO.
Points	Karlis	110	6	8	Butler (CHI)	144
Rushing Yards	Winder	714	14	27	Allen (Raid.)	1,759
Passing Yards	Elway	3,891	2	2	Marino (MIA)	4,137
Passer Rating	Elway	70.2	8	17	O'Brien (NYJ)	96.2
Receiving Yards	Watson	915	14	22	Largent (SEA)	1,287
Receptions	Watson	61	14	24	Craig (SF)	92
Interceptions	Harden/L. Wright	5	12t	21t	Walls (DAL)	9
Sacks	Mecklenburg	13	4	8t	Dent (CHI)	17

OFFENSE	NO.	AFC RANK	NFL RANK	NFL LEADER	NO.
Points Per Game	23.8	4	7	San Diego	29.2
Total Yards Per Game	343.5	6	10	San Diego	408.4
Yards Per Play	4.8	11	20	San Diego	5.9
Rushing Yards Per Game	115.7	8	16	Chicago	172.6
Net Passing Yards Per Game	227.8	4	6	San Diego	304.4

DEFENSE	NO.	AFC RANK	NFL RANK	NFL LEADER	NO.
Points Per Game	20.6	7	13	Chicago	12.4
Total Yards Per Game	323.7	7	13	Chicago	258.4
Yards Per Play	4.8	5t	9t	New York Giants	4.2
Rushing Yards Per Game	123.3	7	13	Chicago	82.4
Net Passing Yards Per Game	200.4	6	14	Washington	171.6

1985 KEY AWARDS

Pro Bowl (4): DE Rulon Jones, LB Karl Mecklenburg, S Dennis Smith, CB Louis Wright. AP All-Pro (2): DE Rulon Jones (second team), LB Karl Mecklenburg (first team).

AFC EAST

Team	W	L	T	Pct	PF	PA
y-Miami	12	4	0	.750	428	320
x-New York Jets	11	5	0	.688	393	264
x-New England	11	5	0	.688	362	290
Indianapolis	5	11	0	.313	320	386
Buffalo	2	14	0	.125	200	381

AFC CENTRAL

Team	W	L	T	Pct	PF	PA
y-Cleveland	8	8	0	.500	287	294
Cincinnati	7	9	0	.438	441	437
Pittsburgh	7	9	0	.438	379	355
Houston	5	11	0	.313	284	412

AFC WEST

Team	W	L	T	Pct	PF	PA
*y-L.A. Raiders	12	4	0	.750	354	308
Denver	11	5	0	.688	380	329
Seattle	8	8	0	.500	349	303
San Diego	8	8	0	.500	467	435
Kansas City	6	10	0	.375	317	360

NFC EAST

Team	W	L	T	Pct	PF	PA
y-Dallas	10	6	0	.625	357	333
x-New York Giants	10	6	0	.625	399	283
Washington	10	6	0	.625	297	312
Philadelphia	7	9	0	.438	286	310
St. Louis	5	11	0	.313	278	414

NFC CENTRAL

Team	W	L	T	Pct	PF	PA
*y-Chicago	15	1	0	.938	456	198
Green Bay	8	8	0	.500	337	355
Minnesota	7	9	0	.438	346	359
Detroit	7	9	0	.438	307	366
Tampa Bay	2	14	0	.125	294	448

NFC WEST

Team	W	L	T	Pct	PF	PA
y-L.A. Rams	11	5	0	.688	340	277
x-San Francisco	10	6	0	.625	411	263
New Orleans	5	11	0	.313	294	401
Atlanta	4	12	0	.250	282	452

x - Wild Card Qualifier; y - Division Title; * - Home-field Advantage

WILD CARD PLAYOFF GAMES

12/28 - New England 26, at New York Jets 14
12/29 - at New York Giants 17, San Francisco 3

DIVISIONAL PLAYOFF GAMES

1/4 - at Miami 24, Cleveland 21
1/4 - at L.A. Rams 20, Dallas 0
1/5 - New England 27, at L.A. Raiders 20
1/5 - at Chicago 21, New York Giants 0

CONFERENCE CHAMPIONSHIPS

1/12 - New England 31, at Miami 14
1/12 - at Chicago 24, L.A. Rams 0

SUPER BOWL XX (New Orleans)

1/26 - Chicago 46, New England 10

1984 FINAL STATISTICS (13-3)

Head Coach: Dan Reeves **AFC West:** 1st **Home Stadium:** Mile High Stadium

Date	W-L	Score	Opponent	Attendance	RUSHING	No.	Yds.	Avg.	Long	TD
Sept 2	W	20-17	at Cincinnati	74,178	Willhite	296	1153	3.9	24	4
Sept 9	L	0-27	at Chicago	54,335	Willhite	77	371	4.8	52	2
Sept 16	W	24-14	at Cleveland	61,980	Elway	56	237	4.2	21	1
Sept 23	W	21-0	Kansas City	74,263	Parros	46	208	4.5	25	2
Sept 30	W	16-13	L.A. Raiders	74,833	Lang	8	42	5.3	15	2
Oct 7	W	28-7	at Detroit	55,836	Brewer	10	28	2.8	8	0
Oct 15	W	17-14	Green Bay	62,546	Kubiak	9	27	3.0	17	1
Oct 21	W	37-7	at Buffalo	31,204	Myles	5	7	1.4	2	0
Oct 28	W	22-19	at L.A. Raiders (OT)	91,020	Johnson	1	3	3.0	3	0
Nov 4	W	26-19	New England	74,908	BRONCOS	508	2076	4.1	52	12
Nov 11	W	16-13	at San Diego	53,162	OPPONENTS	435	1664	3.8	72	10
Nov 18	W	42-21	Minnesota	74,716	RECEIVING	No.	Yds.	Avg.	Long	TD
Nov 25	L	24-27	Seattle	74,922	Watson	69	1170	17.0	73	7
Dec 2	L	13-16	at Kansas City	38,494	Winder	44	288	6.5	21	2
Dec 9	W	16-13	San Diego	74,867	Johnson	42	587	14.0	49	6
Dec 15	W	31-14	at Seattle	64,411	Willhite	27	298	11.0	63	0
					Sawyer	17	122	7.2	25	0

TEAM STATISTICS		Den	Opp
TOTAL FIRST DOWNS			
Rushing		299	311
Passing		121	90
Penalty		152	206
3RD DOWN: MADE/ATT		68/207	84/240
3rd Down Pct.		32.9	35.0
4TH DOWN: MADE/ATT		6/7	8/23
4th Down Pct.		85.7	34.8
TOTAL NET YARDS			
Avg. Per Game		4935	5687
Total Plays		308.4	355.4
Avg. Per Play		1018	1123
NET YARDS RUSHING			
Avg. Per Game		4.8	5.1
Total Rushes		2076	1664
Avg. Per Rush		129.8	104.0
NET YARDS PASSING			
Avg. Per Game		508	435
Sacked/Yards Lost		4.1	3.8
Gross Yards		2859	2514
Att./Completions		178.7	251.4
Completion Pct.		35/257	57/430
Had Intercepted		3116	4453
Avg. Per Pass Play		475/263	632/346
PUNTS/AVERAGE			
NET PUNTING AVG		55.4	54.7
TOTAL RETURN YARDAGE		17	31
Punt Returns/Average		96/40.1	81/41.5
Kickoff Returns/Average		35.1	35.1
Intercept. Ret./Average		1725	1700
PENALTIES/YARDS			
FUMBLES/BALL LOST		417.8	447.5
TOUCHDOWNS		45/19.9	55/21.5
Rushing		13/16.5	17/11.1
Passing		78/636	104/891
Returns		36/17	44/24
Extra Points Made/Attempts		42	26
Field Goals Made/Attempts		12	10
TOTAL POINTS		22	16
		8	0
		38/41	26/26
		21/28	19/33
		353	241

SCORE BY PERIODS	1	2	3	4	OT	Total
BRONCOS	75	125	68	82	3	353
OPPONENTS	49	74	45	73	0	241

SCORING	TD	Ru	Pa	Rt	PAT	FG	S	PTS
Karlis	0	0	0	0	38/41	21/28	0	101
Watson	7	0	0	0	0/0	0/0	0	42
Winder	6	4	2	0	0/0	0/0	0	36
Johnson	6	0	6	0	0/0	0/0	0	36
Lang	3	2	1	0	0/0	0/0	0	18
Kay	3	0	3	0	0/0	0/0	0	18
Parros	2	2	0	0	0/0	0/0	0	12
Foley	2	0	0	2	0/0	0/0	0	12
Willhite	2	2	0	0	0/0	0/0	0	12
Kubiak	1	1	0	0	0/0	0/0	0	6
Robbins	1	0	0	1	0/0	0/0	0	6
Smith	1	0	0	1	0/0	0/0	0	6
Woodard	1	0	0	1	0/0	0/0	0	6
Jones	1	0	0	1	0/0	0/0	0	6
Alexander	1	0	0	1	0/0	0/0	0	6
Harden	1	0	0	1	0/0	0/0	0	6
Sampson	1	0	1	0	0/0	0/0	0	6
L. Wright	1	0	0	1	0/0	0/0	0	6
J. Wright	1	0	1	0	0/0	0/0	0	6
Elway	1	1	0	0	0/0	0/0	0	6
BRONCOS	42	12	22	8	38/41	21/28	0	353
OPPONENTS	26	10	16	0	26/26	19/33	1	241

PASSING	Att.	Comp.	Yds.	Comp.%	Yd./Att.	TD	TD%	Int	Int%	LG	Sack/Lost	Rtg.
Elway	380	214	2598	56.3	6.84	18	4.7	15	3.9	73	24/158	87.6
Kubiak	75	44	440	58.7	5.87	4	5.3	1	1.3	41	10/86	87.6
Stankavage	18	4	58	22.2	3.22	0	0.0	1	5.6	16	1/13	17.1
Willhite	2	1	20	50.0	10.00	0	0.0	0	0.0	20	0/0	85.3
BRONCOS	475	263	3116	55.4	6.56	22	4.6	17	3.6	73	35/257	75.8
OPPONENTS	632	346	4453	54.7	7.05	16	2.5	31	4.9	80t	57/430	64.9

INTERCEPTIONS	No.	Yds.	Avg.	Long	TD
Foley	6	97	16.2	40t	1
Harden	6	79	13.2	45t	1
Wilson	4	59	14.8	22	0
Smith	3	13	4.3	10	0
Mecklenburg	2	105	52.5	63	0
Robbins	2	62	31.0	62t	1
Busick	2	21	10.5	16	0
Woodard	1	27	27.0	27t	1
Jackson	1	23	23.0	23	0
Ryan	1	13	13.0	13	0
Comeaux	1	5	5.0	5	0
Lilly	1	5	5.0	5	0
L. Wright	1	1	1.0	1	0
BRONCOS	31	510	16.5	63	4
OPPONENTS	17	189	11.1	35	0

PUNTING	No.	Yds.	Avg.	TB	In20	Long	B
Norman	96	3850	40.1	6	16	83	—
OPPONENTS	81	3361	41.5	10	20	62	—

PUNT RETURNS	No.	FC	Yds.	Avg.	Long	TD
Willhite	20	9	200	10.0	35	0
Thomas	20	4	118	9.9	15	0
Wilson	1	0	0	0.0	0	0
BRONCOS	41	13	318	7.8	35	0
OPPONENTS	44	25	330	7.5	24	0

KICKOFF RETURNS	No.	Yds.	Avg.	Long	TD
Lang	19	404	21.3	38	0
Thomas	18	351	19.5	33	0
Willhite	4	109	27.3	40	0
Dennison	2	27	13.5	16	0
Harden	1	4	4.0	4	0
Smith	1	2	2.0	2	0
BRONCOS	45	897	19.9	40	0
OPPONENTS	55	1181	21.5	62	0

FIELD GOAL BREAKDOWN						
Distance	1-19	20-29	30-39	40-49	50+	Total
Karlis	1/1	6/7	7/8	6/9	1/3	21/28
OPPONENTS	1/1	4/7	3/8	10/13	1/4	19/33

KARLIS: () (50N) (25G) (46N) (27G,32G,19G) (51N) (30G) (45G,40G,45G) (41G,24G,42N,35G) () (44G,45G,34N,37G) () (27G,25N) (22G,37G, 42N) (30G,50G,28G) (34G)

SACKS: Jones 11, Chavous 7.5, Mecklenburg 7, T. Jackson 6, Townsend 5, Carter 3, Bowyer 3, Dennison 3, Ryan 3, Woodard 3, Busick 1, Comeaux 1, Garnett 1, Robbins 1, D. Smith 1, Wilson 0.5, **TOTAL 57.0**

1984 DEFENSIVE STATS

(based on coaches' film review)

	TT	UT	A	S-YDS	I-YDS	PD	FR
1 Busick	195	112	83	1-9	2-21	4	1
2 Foley	167	108	59	0-0	6-97	10	2
3 Dennison	164	104	60	3-11	0-0	3	0
4 T. Jackson	141	89	52	6-45	0-0	13	1
5 Wright	113	98	15	0-0	1-1	14	2
6 Ryan	106	59	47	3-25	1-13	2	1
7 Jones	105	50	55	11-83	0-0	1	2
8 Harden	97	70	27	0-0	6-79	18	2
9 D. Smith	92	68	24	1-9	3-13	9	1
10 Carter	84	53	31	3-20	0-0	0	3
11 Chavous	66	40	26	7.5-42	0-0	1	0
12 Bowyer	58	35	23	3-21	0-0	0	1
13 Townsend	51	32	19	5-36	0-0	0	1
14 Woodard	49	30	19	3-32	1-27	3	0
15 Wilson	46	38	8	0.5-0	4-59	2	1
16 Mecklenburg	41	35	6	7-80	2-105	2	1
17 Garnett	41	24	17	1-6	0-0	4	1
18 Robbins	28	19	9	1-9	2-62	9	1
19 R. Jackson	17	12	5	0-0	1-23	2	0
20 Comeaux	10	7	3	1-12	1-5	0	1
21 Manor	5	2	3	0-0	0-0	0	0
22 Lilly	3	2	1	0-0	1-5	0	1
23 Hunley	1	1	0	0-0	0-0	0	0
24 A. Smith	1	1	0	0-0	0-0	0	0
TOTALS	1,681	1,089	592	57-440	31-510	97	23

1984 GAMES STARTED

OFFENSE		DEFENSE	
QB Elway, John	14	DE Bowyer, Walt	1
QB Kubiak, Gary	2	DE Chavous, Barney	15
RB Parros, Rick	2	DE Jones, Rulon	16
RB Summers, Don	1	NT Carter, Rubin	15
RB Willhite, Gerald	1	NT Garnett, Scott	1
RB Winder, Sammy	15	LB Busick, Steve	16
WR Johnson, Butch	11	LB Dennison, Rick	15
WR Sampson, Clint	3	LB Jackson, Tom	16
WR Watson, Steve	15	LB Mecklenburg, Karl	1
WR Wilson, Steve	1	LB Ryan, Jim	14
TE Kay, Clarence	13	LB Woodard, Ken	2
TE Sawyer, John	8	CB Harden, Mike	8
TE Wright, Jim	9	CB Wilson, Steve	1
C Bryan, Billy	16	CB Wright, Louis	15
T Hood, Winford	2	S Foley, Steve	16
T Lanier, Ken	15	S Robbins, Randy	1
T Studdard, Dave	16	S Smith, Dennis	15
G Bishop, Keith	14		
G Cooper, Mark	4		
G Howard, Paul	14		

1984 COACHES

Dan Reeves (Head Coach), **Marvin Bass** (Head Offensive Line), **Joe Collier** (Asst. Head Coach/Defense), **Alex Gibbs** (Offensive Line), **L.J. Gorman** (Strength/Conditioning), **Stan Jones** (Defensive Line), **Myrel Moore** (Linebackers), **Nick Nicolau** (Running Backs), **Fran Poltfoot** (Tight Ends/Special Teams), **Mike Shanahan** (Wide Receivers), **Charlie West** (Defensive Backs).

1984 LEADERS / RANKINGS

INDIVIDUAL	PLAYER	NO.	AFC RANK	NFL RANK	NFL LEADER	NO.
Points	Karlis	101	6	121	Werschling (SF)	131
Rushing Yards	Winder	1,153	3	11	Dickerson (Rams)	1,808
Passing Yards	Elway	2,598	7	15	Marino (MIA)	5,084
Passer Rating	Elway	76.8	8	16	Marino (MIA)	108.9
Receiving Yards	Watson	1,170	4	7	Green (STL)	1,555
Receptions	Watson	69	6t	14t	Monk (WAS)	106
Interceptions	Foley/Harden	6	5t	11t	Easley (SEA)	10
Sacks	Jones	11	14t	24t	Gastineau (NYJ)	22

OFFENSE	NO.	AFC RANK	NFL RANK	NFL LEADER	NO.
Points Per Game	22.1	7	11	Miami	32.1
Total Yards Per Game	308.4	10	22	Miami	433.5
Yards Per Play	4.8	11	20t	Miami	6.5
Rushing Yards Per Game	129.8	4	10	Chicago	185.9
Net Passing Yards Per Game	178.7	13	24	Miami	313.6

DEFENSE	NO.	AFC RANK	NFL RANK	NFL LEADER	NO.
Points Per Game	15.1	1	2	San Francisco	14.2
Total Yards Per Game	355.4	12	25	Chicago	241.4
Yards Per Play	5.1	8t	16t	L.A. Raiders	4.3
Rushing Yards Per Game	104.0	2	5	Chicago	86.1
Net Passing Yards Per Game	251.4	13	27	New Orleans	153.3

1984 KEY AWARDS

Pro Bowl (1): RB Sammy Winder. **Sports Illustrated NFL Coach of the Year:** Dan Reeves. **K.C. 101 Club AFC Coach of the Year:** Dan Reeves.

1984 NFL STANDINGS

AFC EAST

Team	W	L	T	Pct	PF	PA
*y-Miami	14	2	0	.875	513	298
New England	9	7	0	.563	362	352
New York Jets	7	9	0	.438	332	364
Indianapolis	4	12	0	.250	239	414
Buffalo	2	14	0	.125	250	454

AFC CENTRAL

Team	W	L	T	Pct	PF	PA
y-Pittsburgh	9	7	0	.563	387	310
Cincinnati	8	8	0	.500	339	339
Cleveland	5	11	0	.313	250	297
Houston	3	13	0	.188	240	437

AFC WEST

Team	W	L	T	Pct	PF	PA
y-Denver	13	3	0	.813	353	241
x-Seattle	12	4	0	.750	418	282
x-L.A. Raiders	11	5	0	.688	368	278
Kansas City	8	8	0	.500	314	324
San Diego	7	9	0	.438	394	413

NFC EAST

Team	W	L	T	Pct	PF	PA
y-Washington	11	5	0	.688	426	310
x-New York Giants	9	7	0	.563	299	301
St. Louis	9	7	0	.563	423	345
Dallas	9	7	0	.563	308	308
Philadelphia	6	9	1	.406	278	320

NFC CENTRAL

Team	W	L	T	Pct	PF	PA
y-Chicago	10	6	0	.625	325	248
Green Bay	8	8	0	.500	390	309
Tampa Bay	6	10	0	.375	335	380
Detroit	4	11	1	.281	283	408
Minnesota	3	13	0	.188	276	484

NFC WEST

Team	W	L	T	Pct	PF	PA
*y-San Francisco	15	1	0	.938	475	227
x-L.A. Rams	10	6	0	.625	346	316
New Orleans	7	9	0	.438	298	361
Atlanta	4	12	0	.250	281	382

*x - Wild Card Qualifier; y - Division Title; * - Home-field Advantage*

WILD CARD PLAYOFF GAMES

12/22 - at Seattle 13, L.A. Raiders 7
12/23 - New York Giants 16, at L.A. Rams 13

DIVISIONAL PLAYOFF GAMES

12/29 - at Miami 31, Seattle 10
12/29 - at San Francisco 21, New York Giants 10
12/30 - Pittsburgh 24, at Denver 17
12/30 - Chicago 23, at Washington 19

CONFERENCE CHAMPIONSHIPS

1/6 - at Miami 45, Pittsburgh 28
1/6 - at San Francisco 23, Chicago 0

SUPER BOWL XIX (STANFORD, CALIF.)

1/20 - San Francisco 38, Miami 16

1983 FINAL STATISTICS (9-7)

Head Coach: Dan Reeves AFC West: 3rd Home Stadium: Mile High Stadium

Date	W-L	Score	Opponent	Attendance	RUSHING	No.	Yds.	Avg.	Long	TD
Sept 4	W	14-10	at Pittsburgh	58,233	Winder	196	757	3.9	52	3
Sept 11	W	17-10	at Baltimore	52,613	Poole	81	246	3.0	19	4
Sept 18	L	10-13	Philadelphia	74,202	Preston	57	222	3.9	28	1
Sept 25	L	7-22	L.A. Raiders	74,289	Willhite	43	188	4.4	24t	3
Oct 2	L	14-31	at Chicago	58,210	Elway	28	146	5.2	23	1
Oct 9	W	26-14	at Houston	58,210	Parros	30	96	3.2	13	0
Oct 16	W	24-17	Cincinnati	74,305	Myles	8	52	6.5	16	0
Oct 23	W	14-6	San Diego	74,581	DeBerg	13	28	2.2	11	1
Oct 30	W	27-24	Kansas City	74,640	Upchurch	6	19	3.2	9	0
Nov 6	L	19-27	at Seattle	61,189	Kubiak	4	17	4.3	8	1
Nov 13	L	20-22	at L.A. Raiders	51,945	Watson	3	17	5.7	10	0
Nov 20	W	38-27	Seattle	74,710	Prestridge	1	-11	-7.0	0	0
Nov 27	L	7-31	at San Diego	43,650	J. Wright	1	-11	-11.0	-11	0
Dec 4	W	27-6	Cleveland	70,912	BRONCOS	471	1784	3.8	52	15
Dec 11	W	21-19	Baltimore	74,854	OPPONENTS	509	1938	3.8	29	14
Dec 18	L	17-48	at Kansas City	11,377						

TEAM STATISTICS				RECEIVING				
	Den	Opp		No.	Yds.	Avg.	Long	TD
TOTAL FIRST DOWNS	292	321		59	1133	19.2	78t	5
Rushing	99	119		40	639	16.0	40	2
Passing	155	185		23	150	6.5	17	0
Penalty	38	17		20	205	10.3	32	0
3RD DOWN: MADE/ATT	68/213	92/235		20	184	9.2	23	0
3rd Down Pct.	31.9	39.1		17	137	8.1	25	1
TOTAL NET YARDS	4811	5609		14	153	10.9	26t	1
Avg. Per Game	300.7	350.6		13	134	10.3	23	0
Total Plays	1025	1099		12	182	15.2	44	0
Avg. Per Play	4.7	5.1		12	126	10.5	33t	2
NET YARDS RUSHING	1784	1938		7	200	20.0	49t	3
Avg. Per Game	111.5	121.1		7	119	17.0	33	1
Total Rushes	471	509		4	62	15.5	21	0
Avg. Per Rush	3.8	3.8		3	42	14.0	17	0
NET YARDS PASSING	3027	3671		254	3466	13.6	78t	17
Avg. Per Game	189.2	229.4		307	3988	13.0	72t	18
Sacked/Yards Lost	55/439	38/317						
Gross Yards	3466	3988						
Att./Completions	499/254	552/307						
Completion Pct.	50.9	55.6						
Had Intercepted	22	27						
Avg. Per Pass Play	5.5	6.2						
PUNTS/AVERAGE	87/41.6	77/44.2						
NET PUNTING AVG	34.0	36.2						
TOTAL RETURN YARDAGE	1852	1629						
Punt Returns/Average	38/11.1	55/9.5						
Kickoff Returns/Average	56/19.2	46/17.9						
Intercept. Ret./Average	27/13.1	22/12.8						
PENALTIES/YARDS	100/804	138/1097						
FUMBLE/BALL LOST	34/19	46/20						
TOUCHDOWNS	34	36						
Rushing	15	14						
Passing	17	18						
Returns	2	4						
Extra Points Made/Attempts	33/34	34/35						
Field Goals Made/Attempts	21/25	25/33						
TOTAL POINTS	302	327						

SCORE BY PERIODS				INTERCEPTIONS			
	1	2	3	4	OT	TOTAL	
BRONCOS	41	80	39	142	0	302	No.
OPPONENTS	85	87	76	79	0	327	Yds.
							Avg.
							Long
							TD

SCORING				PUNTING				
	TD	Ru	Pa	Rt	PAT	FG	\$	PTS
Karlis	0	0	0	0	33/34	21/25	0	96
Watson	5	0	5	0	0/0	0/0	0	30
Poole	4	4	0	0	0/0	0/0	0	24
Willhite	4	3	1	0	0/0	0/0	0	24
Parros	3	1	2	0	0/0	0/0	0	18
Sampson	3	0	3	0	0/0	0/0	0	18
Winder	3	3	0	0	0/0	0/0	0	18
Egloff	2	0	2	0	0/0	0/0	0	12
Preston	2	1	1	0	0/0	0/0	0	12
Upchurch	2	0	2	0	0/0	0/0	0	12
Chavous	1	0	0	1	0/0	0/0	0	6
DeBerg	1	1	0	0	0/0	0/0	0	6
Elway	1	1	0	0	0/0	0/0	0	6
Kubiak	1	1	0	0	0/0	0/0	0	6
Myles	1	0	1	0	0/0	0/0	0	6
Thomas	1	0	0	1	0/0	0/0	0	6
Jones	0	0	0	0	0/0	0/0	1	2
BRONCOS	34	15	17	2	33/34	21/25	1	302
OPPONENTS	36	14	18	4	34/36	25/33	0	327

KICKOFF RETURNS				PUNTING			
	No.	Yds.	Avg.	Long	TD		
Thomas	28	573	20.5	42	0		
Wilson	24	485	20.2	32	0		
Studdard	2	8	4.0	8	0		
Harden	1	9	9.0	9	0		
T. Jackson	1	2	2.0	2	0		
BRONCOS	56	1077	19.2	42	0		
OPPONENTS	46	824	17.9	42	0		

FIELD GOAL BREAKDOWN						
Distance	1-19	20-29	30-39	40-49	50+	Total
Karlis	0/0	7/8	7/9	6/7	1/1	21/25
OPPONENTS	2/2	8/9	6/8	7/8	2/6	25/33

SACKS: T. Jackson 5.5, D. Smith 5, Chavous 4.5, Jones 4, Manor 3, Gradishar 2.5, Mecklenburg 2, Bowyer 2, Busick 2, Woodard 2, Carter 1, R. Jackson 1, Wright 1, Latimer 0.5. **TOTAL 36.0**

PASSING				RECEIVING			
	Att.	Comp.	Yds.	Comp. %	Yd./Att.	TD	TD%
Elway	259	123	1663	47.5	6.42	7	2.7
DeBerg	215	119	1617	55.3	7.52	9	4.2
Kubiak	22	12	186	54.5	8.45	1	4.5
Upchurch	2	0	0	0.0	0.00	0	0.0
Willhite	1	0	0	0.0	0.00	0	0.0
BRONCOS	499	254	3466	50.9	6.95	17	3.4
OPPONENTS	552	307	3988	55.6	7.22	18	3.3

1983 DEFENSIVE STATS

(based on coaches' film review)

	TT	UT	A	S-YDS	I-YDS	FR
1 Gradishar	224	133	91	2.5-20	1-5	3
2 Busick	130	71	59	2-16	0-0	0
3 Foley	124	85	39	0-0	5-28	1
T. Jackson	124	77	47	5.5-59	1-0	2
5 D. Smith	114	79	35	5-32	4-39	0
6 L. Wright	113	81	32	1-1	6-50	1
7 Ryan	102	64	38	0-0	0-0	1
8 Chavous	99	62	37	4.5-25	0-0	1
9 Harden	98	64	34	0-0	4-27	3
Carter	98	47	51	1-12	0-0	3
11 Jones	72	42	30	4-22	0-0	2
12 Manor	56	36	20	3-18	0-0	1
R. Jackson	56	29	27	1-10	1-15	0
14 Wilson	55	45	10	0-0	5-91	0
15 Latimer	51	33	18	0.5-4	0-0	0
16 Bowyer	45	27	18	2-19	0-0	1
17 Mecklenburg	24	12	12	2-20	0-0	0
18 Stachowski	21	9	12	0-0	4-39	0
19 Dennison	19	9	10	0-0	0-0	0
20 Woodard	18	15	3	2-12	0-0	2
21 Myers	11	9	2	0-0	0-0	0
22 Swenson	8	1	7	0-0	0-0	0
23 Dupree	1	1	0	0-0	0-0	0
TOTALS	1,663	1,031	632	36-270	27-355	21

1983 GAMES STARTED

OFFENSE		DEFENSE	
QB DeBerg, Steve	5	DE Bowyer, Walt	3
QB Elway, John	10	DE Chavous, Barney	13
QB Kubiak, Gary	1	DE Jones, Rulon	12
RB Parros, Rick	5	DE Manor, Brison	4
RB Poole, Nathan	10	NT Carter, Rubin	15
RB Preston, Dave	3	NT Latimer, Don	3
RB Winder, Sammy	13	LB Busick, Steve	15
WR Sampson, Clint	2	LB Dennison, Rick	1
WR Upchurch, Rick	11	LB Gradishar, Randy	16
WR Watson, Steve	16	LB Jackson, Tom	15
TE Egloff, Ron	10	LB Ryan, Jim	12
TE Sawyer, John	4	LB Swenson, Bob	2
TE Wright, Jim	6	LB Woodard, Ken	1
C Bryan, Billy	16	CB Harden, Mike	15
T Lanier, Ken	16	CB Wilson, Steve	3
T Studdard, Dave	16	CB Wright, Louis	16
G Bishop, Keith	16	S Foley, Steve	13
G Cooper, Mark	2	S Jackson, Roger	3
G Howard, Paul	14	S Smith, Dennis	13
		S Trimble, Steve	1

1983 COACHES

Dan Reeves (Head Coach), **Marvin Bass** (Special Assistant), **Joe Collier** (Asst. Head Coach/Defense), **I.J. Gorman** (Strength/Conditioning), **John Hadl** (Quarterbacks/Wide Receivers), **Stan Jones** (Defensive Line), **Myrel Moore** (Linebackers), **Nick Nicolau** (Running Backs), **Fran Polsoft** (Tight Ends/Special Teams), **Dan Radakovich** (Offensive Line), **Charlie West** (Defensive Backs).

1983 LEADERS / RANKINGS

INDIVIDUAL	PLAYER	NO.	AFC RANK	NFL RANK	NFL LEADER	NO.
Points	Karlis	96	8	15	Moseley (WAS)	161
Rushing Yards	Winder	757	12	23	Dickerson (Rams)	1,808
Passing Yards	Elway	1,663	15	28	Dickey (GB)	4,458
Passer Rating	DeBerg	79.9	8	14	Bartkowski (ATL)	97.6
Receiving Yards	Watson	1,133	5	10	Quick (PHI)	1,409
Receptions	Watson	59	11	18	Christensen (Raid.)	92
Interceptions	L. Wright	6	8	15	Murphy (WAS)	9
Sacks	T. Jackson	5.5	26	62	Gastineau (NYJ)	19

OFFENSE	NO.	AFC RANK	NFL RANK	NFL LEADER	NO.
Points Per Game	18.9	10	21	Washington	33.8
Total Yards Per Game	300.7	14	26	San Diego	387.3
Yards Per Play	4.7	11	21	Green Bay	6.1
Rushing Yards Per Game	111.5	11	23	Chicago	170.4
Net Passing Yards Per Game	189.2	9	20	San Diego	291.3

DEFENSE	NO.	AFC RANK	NFL RANK	NFL LEADER	NO.
Points Per Game	20.4	5	9	Miami	15.6
Total Yards Per Game	350.6	9	21	Cincinnati	270.4
Yards Per Play	5.1	7	17	Cincinnati	4.4
Rushing Yards Per Game	121.1	4	10	Washington	80.6
Net Passing Yards Per Game	229.4	12	23	New Orleans	168.2

1983 KEY AWARDS

Pro Bowl (2): LB Randy Gradishar, CB Louis Wright. **AP All-Pro (1):** LB Randy Gradishar (second team).

1983 NFL STANDINGS

AFC EAST	Team	W	L	T	Pct	PF	PA
y-Miami	12	4	0		.750	389	250
New England	8	8	0		.500	274	289
Buffalo	8	8	0		.500	283	351
Baltimore	7	9	0		.438	264	354
New York Jets	7	9	0		.438	313	331

AFC CENTRAL	Team	W	L	T	Pct	PF	PA
y-Pittsburgh	10	6	0		.625	355	303
Cleveland	9	7	0		.563	356	342
Cincinnati	7	9	0		.438	346	302
Houston	2	14	0		.125	288	460

AFC WEST	Team	W	L	T	Pct	PF	PA
*y-L.A. Raiders	12	4	0		.750	442	338
x-Seattle	9	7	0		.563	403	397
x-Denver	9	7	0		.563	302	327
San Diego	6	10	0		.375	358	462
Kansas City	6	10	0		.375	386	367

NFC EAST	Team	W	L	T	Pct	PF	PA
*y-Washington	14	2	0		.875	541	332
x-Dallas	12	4	0		.750	479	360
St. Louis	8	7	1		.531	374	428
Philadelphia	5	11	0		.313	233	322
New York Giants	3	12	1		.219	267	347

NFC CENTRAL	Team	W	L	T	Pct	PF	PA
y-Detroit	9	7	0		.563	347	286
Green Bay	8	8	0		.500	429	439
Chicago	8	8	0		.500	311	301
Minnesota	8	8	0		.500	316	348
Tampa Bay	2	14	0		.125	241	380

NFC WEST	Team	W	L	T	Pct	PF	PA
y-San Francisco	10	6	0		.625	432	293
x-L.A. Rams	9	7	0		.563	361	344
New Orleans	8	8	0		.500	319	337
Atlanta	7	9	0		.438	370	389

*x - Wild Card Qualifier; y - Division Title; * - Home-field Advantage*

WILD CARD PLAYOFF GAMES

12/24 - at Seattle 31, Denver 7
12/26 - L.A. Rams 24, at Dallas 17

DIVISIONAL PLAYOFF GAMES

12/31 - Seattle 27, at Miami 20
12/31 - at San Francisco 24, Detroit 23
1/1 - at L.A. Raiders 38, Pittsburgh 10
1/1 - at Washington 51, L.A. Rams 7

CONFERENCE CHAMPIONSHIPS

1/8 - at L.A. Raiders 30, Seattle 14
1/8 - at Washington 24, San Francisco 21

SUPER BOWL XVIII (TAMPA, FLA.)

1/22 - L.A. Raiders 38, Washington 9

Staff/Coaches Players Foster Breddan 2021 Season History/Results Year-by-Year Stats Postseason Records Honors Miscellaneous

1982 FINAL STATISTICS (2-7)

Head Coach: Dan Reeves AFC West: 5th Home Stadium: Mile High Stadium

Date	W-L	Score	Opponent	Attendance	RUSHING	No.	Yds.	Avg.	Long	TD
Sept 12	L	3-23	San Diego	73,564	Willhite	70	347	5.0	23	2
Sept 19	W	24-21	San Francisco	73,899	Parros	77	277	3.6	14	1
Sept 26			at New Orleans	Canceled	Winder	67	259	3.9	18	1
Oct 3			Pittsburgh	Canceled	Preston	19	81	4.3	13	0
Oct 10			at New York Jets	Canceled	Poole	7	36	5.1	20	0
Oct 17			at Houston	Canceled	DeBerg	8	27	3.4	6t	1
Oct 24			L.A. Raiders	Canceled	Herrmann	3	7	2.3	6t	1
Oct 31			Buffalo	Canceled	Lytle	2	2	1.0	2	0
Nov 7			at Seattle	Resched. Jan. 2	Watson	1	-4	-4.0	-4	0
Nov 14			at Kansas City	Canceled	Wright	1	-4	-4.0	-4	0
Nov 21	L	10-17	Seattle	73,916	Upchurch	2	-10	-5.0	-3	0
Nov 28	L	20-30	at San Diego	47,629	BRONCOS	257	1018	4.0	23	6
Dec 5	L	27-34	Atlanta	73,984	OPPONENTS	293	935	3.2	46	8
Dec 12	W	27-24	at L.A. Rams	48,112						
Dec 19	L	16-37	Kansas City	74,192						
Dec 26	L	10-27	at L.A. Raiders	44,160						
Jan 2	L	11-13	at Seattle	43,145						

TEAM STATISTICS		Den	Opp
TOTAL FIRST DOWNS			
Rushing	52	53	
Passing	103	104	
Penalty	15	19	
3RD DOWN: MADE/ATT			
3rd Down Pct.	35.5	36.4	
TOTAL NET YARDS			
Avg. Per Game	315.2	352.1	
Total Plays	592	616	
Avg. Per Play	4.8	5.1	
NET YARDS RUSHING			
Avg. Per Game	113.1	103.9	
Total Rushes	257	293	
Avg. Per Rush	4.0	3.2	
NET YARDS PASSING			
Avg. Per Game	202.1	248.2	
Sacked/Yards Lost	24/200	16/116	
Gross Yards	2019	2350	
Att./Completions	311/181	307/172	
Completion Pct.	58.2	56.0	
Had Intercepted	19	12	
Average per Pass Play	5.4	6.9	
PUNTS/AVERAGE			
NET PUNTING AVG	45/45.0	42/39.4	
TOTAL RETURN YARDAGE			
Punt Returns/Average	21/14.5	25/9.1	
Kickoff Returns/Average	40/20.5	26/20.8	
Intercept. Ret./Average	4/28.8	19/22.7	
PENALTIES/YARDS			
FUMBLES/BALL LOST	54/516	63/571	
TOUCHDOWNS			
Rushing	16	25	
Passing	6	8	
Returns	8	14	
Extra Points Made/Attempts	15/16	25/25	
Field Goals Made/Attempts	11/13	17/24	
TOTAL POINTS	148	226	

SCORE BY PERIODS	1	2	3	4	OT	Total
BRONCOS	26	47	33	42	0	148
OPPONENTS	40	79	40	67	0	226

SCORING	TD	Ru	Pa	Rt	PAT	FG	S	PTS
Karlis					15/13	11/13	0	48
Upchurch	5	0	3	2	0/0	0/0	0	30
Parros	3	1	2	0	0/0	0/0	0	18
Willhite	2	2	0	0	0/0	0/0	0	12
Watson	2	0	2	0	0/0	0/0	0	12
DeBerg	1	1	0	0	0/0	0/0	0	6
Winder	1	1	0	0	0/0	0/0	0	6
Herrmann	1	1	0	0	0/0	0/0	0	6
Wright	1	0	1	0	0/0	0/0	0	6
Boyd	0	0	0	0	0/0	0/0	1	2
Chavous	0	0	0	0	0/0	0/0	1	2
BRONCOS	16	6	8	2	15/16	11/13	2	148
OPPONENTS	25	8	14	3	25/25	17/24	0	226

PASSING	Att.	Comp.	Yds.	Comp.%	Yd./Att.	TD	TD%	Int	Int%	LG	Sack/Lost	Rtg.
DeBerg	223	131	1405	58.7	6.30	7	3.1	11	4.9	51t	16/130	67.1
Herrmann	60	32	421	53.3	7.02	1	1.7	4	6.7	39	4/48	53.4
Morton	26	18	193	69.2	7.42	0	0.0	3	11.5	20	3/19	51.0
Willhite	2	0	0	0.0	0.00	0	0.0	1	50.0	0	0/0	0.0
Upchurch	0	0	0	0.0	0.00	0	0.0	0	0.0	0	1/3	39.5
BRONCOS	311	181	2019	58.2	6.49	8	2.6	19	6.1	51t	24/200	60.8
OPPONENTS	307	172	2350	56.0	7.65	14	4.6	12	3.9	86t	16/116	79.6

RECEIVING	No.	Yds.	Avg.	Long	TD
Parros	37	259	7.0	24	2
Watson	36	555	15.4	41	2
Upchurch	26	407	15.7	51t	3
Willhite	26	227	8.7	27	0
Preston	14	134	9.6	20	0
Winder	11	83	7.5	22	0
Egloff	10	96	9.6	17	0
Wright	9	120	13.3	39	1
Odoms	8	82	10.3	18	0
Manning	3	46	15.3	30	0
Lytle	1	10	10.0	10	0
BRONCOS	181	2019	11.2	51t	8
OPPONENTS	172	2350	13.7	86t	14

INTERCEPTIONS	No.	Yds.	Avg.	Long	TD
Kyle	3	26	8.7	14	0
Wilson	2	22	11.0	16	0
Wright	2	18	9.0	18	0
Harden	2	3	1.5	3	0
Smith	1	29	29.0	29	0
Jackson	1	8	8.0	8	0
Thomas	1	0	0.0	0	0
BRONCOS	12	106	8.8	29	0
OPPONENTS	19	431	22.7	60	3

PUNTING	No.	Yds.	Avg.	TB	In20	Long	B
Prestridge	45	2026	45.0	5	14	65	—
OPPONENTS	42	1653	39.4	2	9	80	2

PUNT RETURNS	No.	FC	Yds.	Avg.	Long	TD
Upchurch	15	3	242	16.1	78t	2
Willhite	6	4	63	10.5	23	0
BRONCOS	21	7	305	14.5	78t	2
OPPONENTS	25	3	227	9.1	25	0

KICKOFF RETURNS	No.	Yds.	Avg.	Long	TD
Willhite	17	337	19.8	26	0
Manning	15	346	23.1	34	0
Wilson	6	123	20.5	30	0
Uecker	1	12	12.0	12	0
Poole	1	0	0.0	0	0
BRONCOS	40	818	20.5	34	0
OPPONENTS	26	541	20.8	68	0

FIELD GOAL BREAKDOWN	Distance	1-19	20-29	30-39	40-49	50+	Total
Karlis		2/2	3/3	3/4	3/4	0/0	11/13
OPPONENTS		3/3	4/6	3/4	4/5	3/6	17/24

SACKS: Chavous 5, Gradishar 2, Jones 2, Manor 2, D. Smith 2, T. Jackson 1, Latimer 1, Wright 1, **TOTAL 16.0**

1982 DEFENSIVE STATS

(based on coaches' film review)

	TT	UT	A	S-YDS	I-YDS	FR
1 Gradishar	151	80	71	2-16	0-0	1
2 T. Jackson	86	47	39	1-1	1-8	0
3 Ryan	84	54	30	0-0	0-0	0
4 Evans	80	55	25	0-0	0-0	0
5 Smith	65	53	12	2-11	1-29	0
6 Jones	64	34	30	2-11	0-0	0
7 Chavous	62	35	27	5-42	0-0	0
8 L. Wright	54	44	10	1-11	2-18	1
9 Kyle	52	36	16	0-0	3-26	1
10 Harden	51	35	16	0-0	2-3	1
Carter	51	23	28	0-0	0-0	0
12 Wilson	48	33	15	0-0	2-22	1
Latimer	48	31	17	1-9	0-0	0
14 Trimble	20	12	8	0-0	0-0	0
Manor	20	10	10	2-11	0-0	0
16 Boyd	16	8	8	0-0	0-0	0
17 Thomas	14	9	5	0-0	1-0	0
18 Swenson	11	2	9	0-0	0-0	0
19 R. Jackson	5	2	3	0-0	0-0	0
Foley	5	1	4	0-0	0-0	0
21 Busick	4	1	3	0-0	0-0	0
TOTALS	991	605	386	16-112	12-106	5

1982 GAMES STARTED

OFFENSE	DEFENSE	
QB DeBerg, Steve	5 DE Chavous, Barney	9
QB Herrmann, Mark	1 DE Jones, Rulon	9
QB Morton, Craig	3 NT Carter, Rubin	6
RB Parros, Rick	9 NT Latimer, Don	3
RB Preston, Dave	5 LB Evans, Larry	9
RB Willhite, Gerald	2 LB Gradishar, Randy	9
RB Winder, Sammy	2 LB Jackson, Tom	9
WR Upchurch, Rick	8 LB Ryan, Jim	9
WR Watson, Steve	9 CB Kyle, Aaron	9
TE Egloff, Ron	1 CB Wilson, Steve	3
TE Odoms, Riley	6 CB Wright, Louis	9
TE Wright, Jim	3 S Foley, Steve	1
C Bryan, Billy	9 S Harden, Mike	4
T Lanier, Ken	9 S Smith, Dennis	9
T Minor, Claudie	7 S Trimble, Steve	1
T Uecker, Keith		2
G Glassic, Tom		9
G Studdard, Dave		9

1982 COACHES

Dan Reeves (Head Coach), **Marvin Bass** (Special Assistant), **Joe Collier** (Asst. Head Coach/Defense), **Rod Dowhower** (Offensive Coordinator/Wide Receivers), **Jerry Frei** (Offensive Line), **Stan Jones** (Defensive Line), **Richie McCabe** (Defensive Backs), **Nick Nicolau** (Running Backs), **Fran Polsto** (Tight Ends/Special Teams), **Bob Zeman** (Linebackers).

1982 LEADERS / RANKINGS

INDIVIDUAL	PLAYER	NO.	AFC RANK	NFL RANK	NFL LEADER	NO.
Points	Karlis	48	8	16	Benirschke (SD)	80
Rushing Yards	Willhite	347	15	28	McNeil (NYJ)	786
Passing Yards	DeBerg	1,405	8	19	Fouts (SD)	2,883
Passer Rating	DeBerg	67.2	7	20	Anderson (CIN)	95.3
Receiving Yards	Watson	555	9	12	Chandler (SD)	1,032
Receptions	Parros	37	10	15t	D. Clark (SF)	60
Interceptions	Kyle	3	3t	4t	Walls (DAL)	7
Sacks	Chavous	5	11t	26t	Martin (MIN)	11.5

OFFENSE	NO.	AFC RANK	NFL RANK	NFL LEADER	NO.
Points Per Game	16.4	9	20	San Diego	32.0
Total Yards Per Game	315.2	7	15	San Diego	449.8
Yards Per Play	4.8	7t	16t	San Diego	6.6
Rushing Yards Per Game	113.1	9	17	Buffalo	152.3
Net Passing Yards Per Game	202.1	6	15	San Diego	325.2

DEFENSE	NO.	AFC RANK	NFL RANK	NFL LEADER	NO.
Points Per Game	25.1	12	25	Washington	14.2
Total Yards Per Game	352.1	11	24	Miami	256.9
Yards Per Play	5.1	9	20t	Miami	4.2
Rushing Yards Per Game	103.9	4	7	Pittsburgh	84.7
Net Passing Yards Per Game	248.2	12	26	Miami	114.1

1982 KEY AWARDS

Pro Bowl (3): LB Randy Gradishar, P Luke Prestridge, WR Rick Upchurch. **AP All-Pro (2):** P Luke Prestridge (first team), WR Rick Upchurch (first team).

1982 NFL STANDINGS

(As a result of a 57-day players' strike, the 1982 NFL regular-season schedule was reduced from 16 weeks to nine. At the conclusion of the regular season, the NFL conducted a 16-team postseason Super Bowl tournament. Eight teams from each conference were seeded 1-8 based on their records during the season.)

AFC

Team	W	L	T	Pct	PF	PA
1-L.A. Raiders	8	1	0	.889	260	200
2-Miami	7	2	0	.778	198	131
3-Cincinnati	7	2	0	.778	232	177
4-Pittsburgh	6	3	0	.667	204	146
5-San Diego	6	3	0	.667	288	221
6-New York Jets	6	3	0	.667	245	166
7-New England	5	4	0	.556	143	157
8-Cleveland	4	5	0	.444	140	182
Buffalo	4	5	0	.444	150	154
Seattle	4	5	0	.444	127	147
Kansas City	3	6	0	.333	176	184
Denver	2	7	0	.222	148	226
Houston	1	8	0	.111	136	245
Baltimore	0	8	1	.056	113	236

NFC

Team	W	L	T	Pct	PF	PA
1-Washington	8	1	0	.889	190	128
2-Dallas	6	3	0	.667	226	145
3-Green Bay	5	3	1	.611	226	169
4-Minnesota	5	4	0	.556	187	198
5-Atlanta	5	4	0	.556	183	199
6-St. Louis	5	4	0	.556	135	170
7-Tampa Bay	5	4	0	.556	158	178
8-Detroit	4	5	0	.444	181	176
New Orleans	4	5	0	.444	129	160
New York Giants	4	5	0	.444	164	160
San Francisco	3	6	0	.333	209	206
Chicago	3	6	0	.333	141	174
Philadelphia	3	6	0	.333	191	195
L.A. Rams	2	7	0	.222	200	250

FIRST ROUND PLAYOFF GAMES

- 1/8 - at Miami 28, New England 13
- 1/8 - at L.A. Raiders 27, Cleveland 10
- 1/8 - at Washington 31, Detroit 7
- 1/8 - at Green Bay 41, St. Louis 16
- 1/9 - New York Jets 44, at Cincinnati 17
- 1/9 - San Diego 31, at Pittsburgh 28
- 1/9 - at Minnesota 30, Atlanta 24
- 1/9 - at Dallas 30, Tampa Bay 17

SECOND ROUND PLAYOFF GAMES

- 1/15 - New York Jets 17, at L.A. Raiders 14
- 1/15 - at Washington 21, Minnesota 7
- 1/16 - at Miami 34, San Diego 13
- 1/16 - at Dallas 37, Green Bay 26

CONFERENCE CHAMPIONSHIPS

- 1/22 - at Washington 31, Dallas 17
- 1/23 - at Miami 14, New York Jets 0

SUPER BOWL XVII (PASADENA, CALIF.)

- 1/30 - Washington 27, Miami 17

1981 FINAL STATISTICS (10-6)

Head Coach: Dan Reeves AFC West: 2nd Home Stadium: Mile High Stadium

Date	W-L	Score	Opponent	Attendance	RUSHING	No.	Yds.	Avg.	Long	TD
Sept 6	W	9-7	Oakland	74,796	Parros	176	749	4.3	25	2
Sept 13	L	10-13	at Seattle	58,513	Preston	183	640	3.5	23	3
Sept 20	W	28-10	Baltimore	74,804	Reed	68	156	2.3	10	0
Sept 27	W	42-24	San Diego	74,844	Canada	33	113	3.4	11	3
Oct 4	W	17-0	at Oakland	51,035	Lytle	30	106	3.5	18	4
Oct 11	W	27-21	Detroit	74,816	Upchurch	5	56	11.2	37	0
Oct 18	L	14-28	at Kansas City	74,672	DeBerg	9	40	4.4	11	0
Oct 25	L	7-9	at Buffalo	77,757	Morton	8	18	2.3	5	0
Nov 2	W	19-17	Minnesota	74,834	Wright	1	11	11.0	11	0
Nov 8	W	23-20	Cleveland (OT)	74,859	Watson	2	6	3.0	6	0
Nov 15	W	24-7	at Tampa Bay	64,518	BRONCOS	515	1895	3.7	37	12
Nov 22	L	21-38	at Cincinnati	57,207	OPPONENTS	467	2005	4.3	82t	17
Nov 29	L	17-34	at San Diego	51,533						
Dec 6	W	16-13	Kansas City	74,744						
Dec 13	W	23-13	Seattle	74,527						
Dec 20	L	24-35	at Chicago	40,125						

TEAM STATISTICS

	Den	Opp
TOTAL FIRST DOWNS	306	268
Rushing	91	103
Passing	181	142
Penalty	34	23
3RD DOWN: MADE/ATT	86/230	74/219
3rd Down Pct.	37.4	33.8
TOTAL NET YARDS	5426	4878
Avg. Per Game	339.1	304.9
Total Plays	1062	1000
Avg. Per Play	5.1	4.9
NET YARDS RUSHING	1895	2005
Avg. Per Game	118.4	125.3
Total Rushes	515	467
Avg. Per Rush	3.7	4.3
NET YARDS PASSING	3531	2873
Avg. Per Game	220.7	179.6
Sacked/Yards Lost	61/46.1	36/29.5
Gross Yards	3992	3168
Att./Completions	485/289	497/267
Completion Pct.	59.6	53.7
Had Intercepted	21	23
Average per Pass Play	6.5	5.4
PUNTS/AVERAGE	86/40.4	88/43.1
NET PUNTING AVG	34.8	36.0
TOTAL RETURN YARDAGE	1584	1800
Punt Returns/Average	51/8.6	46/8.4
Kickoff Returns/Average	47/17.0	47/21.4
Intercept. Ret./Average	23/14.9	21/19.3
PENALTIES/YARDS	99/832	104/949
FUMBLES/BALL LOST	26/18	36/23
TOUCHDOWNS	39	35
Rushing	12	17
Passing	27	13
Returns	0	5
Extra Points Made/Attempts	36/38	34/35
Field Goals Made/Attempts	17/30	15/27
TOTAL POINTS	321	289

SCORE BY PERIODS

	1	2	3	4	OT	Total
BRONCOS	67	91	74	86	3	321
OPPONENTS	63	80	71	75	0	289

SCORING

	TD	Ru	Pa	Rt	PAT	FG	S	PTS
Steinfort	0	0	0	0	36/37	17/30	0	87
Watson	13	0	13	0	0/0	0/0	0	78
Lytle	5	4	1	0	0/0	0/0	0	30
Odoms	5	0	5	0	0/0	0/0	0	30
Canada	4	3	1	0	0/0	0/0	0	24
Upchurch	3	0	3	0	0/0	0/0	0	18
Parros	3	2	1	0	0/0	0/0	0	18
Preston	3	3	0	0	0/0	0/0	0	18
Egloff	1	0	1	0	0/0	0/0	0	6
Wright	1	0	1	0	0/0	0/0	0	6
Moses	1	0	1	0	0/0	0/0	0	6
Prestridge	0	0	0	0	0/1	0/0	0	0
BRONCOS	39	12	27	0	36/38	17/30	0	321
OPPONENTS	35	17	13	5	34/35	15/27	0	289

PASSING

	Att.	Comp.	Yds.	Comp.%	Yd./Att.	TD	TD%	Int	Int%	LG	Sack/Lost	Rtg.
Morton	376	225	3195	59.8	8.50	21	5.6	14	3.7	95t	54/394	90.5
DeBerg	108	64	797	59.3	7.38	6	5.6	6	5.6	44	7/67	77.5
Reed	1	0	0	0.0	0.00	0	0.0	0	0.0	0	0/0	0.0
BRONCOS	485	289	3992	59.6	8.23	227	5.6	21	4.3	95t	61/461	86.7
OPPONENTS	497	267	3168	53.7	6.37	13	2.6	23	4.6	65t	36/295	62.8

RECEIVING

	No.	Yds.	Avg.	Long	TD
Watson	60	1244	20.7	95t	13
Preston	52	507	9.8	37	0
Odoms	38	516	13.6	28	5
Reed	34	317	9.3	33	0
Upchurch	32	550	17.2	63	3
Parros	25	216	8.6	26	1
Egloff	17	231	13.6	40	1
Moses	15	246	16.4	30	1
Lytle	6	47	7.8	14t	1
Manning	3	49	16.3	34	0
Canada	3	37	12.3	20	1
Wright	3	22	7.3	14	1
Studdard	1	10	10.0	10	0
BRONCOS	289	3992	13.8	95t	27
OPPONENTS	267	3168	11.9	65t	13

INTERCEPTIONS

	No.	Yds.	Avg.	Long	TD
Foley	5	81	16.2	24	0
Gradishar	4	38	9.5	16	0
Thompson	4	14	3.5	14	0
Swenson	3	53	17.7	32	0
Kyle	2	40	20.0	40	0
Harden	2	34	17.0	38	0
Smith	1	65	65.0	65	0
Manor	1	16	16.0	16	0
Evans	1	1	1.0	1	0
BRONCOS	23	342	14.9	65	0
OPPONENTS	21	405	19.3	69t	4

PUNTING

	No.	Yds.	Avg.	TB	In20	B
Prestridge	86	3478	40.4	5	20	67
OPPONENTS	88	3789	43.1	9	18	71

PUNT RETURNS

	No.	FC	Yds.	Avg.	Long	TD
Manning	91	4	378	9.2	39	0
Upchurch	4	1	63	7.0	15	0
Kyle	1	0	0	0.0	0	0
BRONCOS	51	5	441	8.6	39	0
OPPONENTS	46	17	388	8.4	26	0

KICKOFF RETURNS

	No.	Yds.	Avg.	Long	TD
Manning	26	514	19.8	31	0
Harden	11	178	16.2	23	0
Lytle	5	80	16.0	24	0
Canada	2	19	9.5	13	0
Egloff	1	7	7.0	7	0
Ryan	1	2	2.0	2	0
Preston	1	1	1.0	1	0
BRONCOS	47	801	17.0	31	0
OPPONENTS	47	1007	21.4	46	0

FIELD GOAL BREAKDOWN

	Distance	1-19	20-29	30-39	40-49	50+	Total
Steinfort	0/0	6/9	5/11	6/8	0/2	17/30	
OPPONENTS	0/0	5/6	4/6	5/11	1/4	15/27	

SACKS: Evans 9.5, Chavous 4, Manor 4, Carter 3, Swenson 3, Latimer 2.5, Evans 2, Boyd 1, Gradishar 1, Thompson 1, Wright 1, **TOTAL 32.0**

1981 DEFENSIVE STATS

(based on coaches' film review)

	TT	UT	A	S-YDS	I-YDS	FR
1 Gradishar	258	168	90	1-8	4-38	0
2 Swenson	145	103	42	3-27	3-53	3
3 Jackson	144	95	49	4-33	0-0	1
4 Evans	126	81	45	2-10	1-1	1
5 Carter	101	67	34	3-18	0-0	1
6 Chavous	93	58	35	4-29	0-0	1
7 Thompson	91	59	32	1-9	4-14	2
8 Foley	87	53	34	0-0	5-81	1
9 Latimer	71	51	20	2.5-30	0-0	1
Jones	71	37	34	9.5-86	0-0	1
11 Kyle	68	62	6	0-0	2-40	4
12 D. Smith	45	42	3	0-0	1-65	2
13 Manor	39	27	12	4-35	1-16	0
14 Harden	37	23	14	0-0	2-34	1
15 P. Smith	35	32	3	0-0	0-0	0
16 Boyd	34	19	15	1-10	0-0	1
17 L. Wright	32	25	7	1-11	0-0	1
18 Ryan	22	15	7	0-0	0-0	0
19 Busick	1	1	0	0-0	0-0	2
Merrill	1	1	0	0-0	0-0	0
TOTALS	1,501	1,019	482	36-306	23-342	23

1981 GAMES STARTED

OFFENSE		DEFENSE	
QB Morton, Craig	16	DE Chavous, Barney	16
RB Parros, Rick	16	DE Jones, Rulon	16
RB Preston, Dave	15	NT Carter, Ruben	16
WR Moses, Haven	6	LB Evans, Larry	16
WR Upchurch, Rick	10	LB Gradishar, Randy	16
WR Watson, Steve	12	LB Jackson, Tom	16
WR Wilson, Steve	1	LB Swenson, Bob	16
TE Eglolf, Ron	5	CB Kyle, Aaron	16
TE Odoms, Riley	15	CB Smith, Dennis	5
C Bryan, Billy	13	CB Smith, Perry	3
C Hyde, Glenn	3	CB Wright, Louis	8
T Clark, Kelvin	3	S Foley, Steve	12
T Lanier, Ken	1	S Harden, Mike	4
T Minor, Claudie	13	S Thompson, Billy	16
T Studdard, Dave	16		
G Glasick, Tom	16		
G Howard, Paul	15		

1981 COACHES

Dan Reeves (Head Coach), Joe Collier (Defensive Coordinator), Rod Dowhower (Wide Receivers), Jerry Frei (Offensive Line), Reed Johnson (Special Teams), Stan Jones (Defensive Line), Charlie Lee (Running Backs), Richie McCabe (Defensive Backs), Nick Nicolau (Special Assistant), Fran Poltfoot (Tight Ends), Bob Zeman (Linebackers).

1981 LEADERS / RANKINGS

INDIVIDUAL	PLAYER	NO.	AFR RANK	NFL RANK	NFL LEADER	NO.
Points	Steinfort	87	6	15†	Murray (DET/SFO)(DAL)	121
Rushing Yards	Parros	749	12	24	Rogers (NO)	1,674
Passing Yards	Morton	3,195	6	11	Fouts (SD)	4,802
Passer Rating	Morton	90.6	2†	2†	Anderson (CIN)	98.4
Receiving Yards	Watson	1,244	1†	3†	Jenkins (ATL)	1,358
Receptions	Watson	60	13	2†	Winslow (SD)	88
Interceptions	Foley	5	6†	21†	Walls (DAL)	11

OFFENSE	NO.	AFR RANK	NFL RANK	NFL LEADER	NO.
Points Per Game	20.1	9	17	San Diego	29.9
Total Yards Per Game	339.1	7	14	San Diego	421.5
Yards Per Play	5.1	7†	14†	San Diego	6.0
Rushing Yards Per Game	118.4	11	21	Detroit	174.7
Net Passing Yards Per Game	220.7	5	8	San Diego	296.2

DEFENSE	NO.	AFR RANK	NFL RANK	NFL LEADER	NO.
Points Per Game	18.1	4	9	Philadelphia	13.8
Total Yards Per Game	304.9	2	6	Philadelphia	277.9
Yards Per Play	4.9	3†	9†	New York Giants	4.2
Rushing Yards Per Game	125.3	7	13	Detroit	101.4
Net Passing Yards Per Game	179.6	2	5	Philadelphia	168.5

1981 KEY AWARDS

Pro Bowl (4): LB Randy Gradishar, LB Bob Swenson, S Billy Thompson, WR Steve Watson. AP All-Pro (2): LB Randy Gradishar (second team), LB Bob Swenson (first team).

1981 NFL STANDINGS

AFC EAST

Team	W	L	T	Pct	PF	PA
y-Miami	11	4	1	.719	345	275
x-New York Jets	10	5	1	.656	355	287
x-Buffalo	10	6	0	.625	311	276
New England	2	14	0	.125	322	370
Baltimore	2	14	0	.125	259	533

AFC CENTRAL

Team	W	L	T	Pct	PF	PA
*y-Cincinnati	12	4	0	.750	421	304
Pittsburgh	8	8	0	.500	356	297
Houston	7	9	0	.438	281	355
Cleveland	5	11	0	.313	276	375

AFC WEST

Team	W	L	T	Pct	PF	PA
y-San Diego	10	6	0	.625	478	390
Denver	10	6	0	.625	321	289
Kansas City	9	7	0	.563	343	290
Oakland	7	9	0	.438	273	343
Seattle	6	10	0	.375	322	388

NFC EAST

Team	W	L	T	Pct	PF	PA
y-Dallas	12	4	0	.750	367	277
x-Philadelphia	10	6	0	.625	368	221
x-New York Giants	9	7	0	.563	295	257
Washington	8	8	0	.500	347	349
St. Louis	7	9	0	.438	315	408

NFC CENTRAL

Team	W	L	T	Pct	PF	PA
y-Tampa Bay	9	7	0	.563	315	268
Detroit	8	8	0	.500	397	322
Green Bay	8	8	0	.500	324	361
Minnesota	7	9	0	.438	325	369
Chicago	6	10	0	.375	253	324

NFC WEST

Team	W	L	T	Pct	PF	PA
*y-San Francisco	13	3	0	.813	357	250
Atlanta	7	9	0	.438	426	355
Los Angeles	6	10	0	.375	303	351
New Orleans	4	12	0	.250	207	378

x - Wild Card Qualifier; y - Division Title; * - Home-field Advantage

WILD CARD PLAYOFF GAMES

12/27 - Buffalo 31, at New York Jets 27
12/27 - New York Giants 27, at Philadelphia 21

DIVISIONAL PLAYOFF GAMES

1/2 - San Diego 41, at Miami 38 (OT)
1/2 - at Dallas 38, Tampa Bay 0
1/3 - at Cincinnati 28, Buffalo 21
1/3 - at San Francisco 38, New York Giants 24

CONFERENCE CHAMPIONSHIPS

1/10 - at Cincinnati 27, San Diego 7
1/10 - at San Francisco 28, Dallas 27

SUPER BOWL XVI (PONTIAC, MICH.)

1/24 - San Francisco 26, Cincinnati 21

1980 FINAL STATISTICS (8-8)

Head Coach: Red Miller AFC West: 4th Home Stadium: Mile High Stadium

Date	W-L	Score	Opponent	Attendance	RUSHING	No.	Yds.	Avg.	Long	TD
Sept 7	L	6-27	at Philadelphia	70,307	Jensen	101	476	4.7	32	2
Sept 14	W	41-20	Dallas	74,919	Armstrong	106	470	4.4	20	4
Sept 21	L	13-30	San Diego	74,970	Preston	111	385	3.5	19	4
Sept 29	L	14-23	at New England	59,602	Lytle	57	223	3.9	35	1
Oct 5	W	19-16	at Cleveland	81,065	Keyworth	38	127	3.3	14	1
Oct 13	W	20-17	Washington	74,657	McCutcheon	12	52	4.3	12	0
Oct 19	L	17-23	Kansas City	74,459	Upchurch	5	49	9.8	21	0
Oct 26	W	14-9	at New York Giants	67,598	Robinson	21	47	2.2	22	3
Nov 2	L	16-20	Houston	74,717	Morton	21	29	1.4	9	1
Nov 9	W	20-13	at San Diego	51,435	Moorehead	6	7	3.5	4	0
Nov 16	W	31-24	New York Jets	72,114	Knapple	6	0	0.0	0	0
Nov 23	W	36-20	Seattle	73,274	BRONCOS	480	1865	3.9	35	16
Dec 1	L	3-9	at Oakland	51,583	OPPONENTS	554	2117	3.8	55	10
Dec 7	L	14-31	at Kansas City	40,237						
Dec 14	L	21-24	Oakland	73,974						
Dec 21	W	25-17	at Seattle	51,853						

TEAM STATISTICS	Den	Opp
TOTAL FIRST DOWNS	286	303
Rushing	107	125
Passing	158	158
Penalty	21	20
3RD DOWN: MADE/ATT	84/223	91/228
3rd Down Pct.	37.7	39.9
TOTAL NET YARDS	4642	5242
Avg. Per Game	290.1	327.6
Total Plays	992	1043
Avg. Per Play	4.7	5.0
NET YARDS RUSHING	1865	2117
Avg. Per Game	116.6	132.3
Total Rushes	480	554
NET YARDS PASSING	2777	3125
Avg. Per Game	173.6	195.3
Sacked/Yards Lost	44/330	39/324
Gross Yards	3107	3449
Att./Completions	467/262	449/270
Completion Pct.	56.1	60.1
Had Intercepted	25	16
Average per Pass Play	5.4	6.4
PUNTS/AVERAGE	70/43.9	70/41.6
NET PUNTING AVG	35.9	34.1
TOTAL RETURN YARDAGE	2041	2021
Punt Returns/Average	42/9.7	52/8.5
Kickoff Returns/Average	62/20.4	55/21.6
Intercept. Ret./Average	16/21.4	25/15.6
PENALTIES/YARDS	93/899	101/850
FUMBLES/BALL LOST	25/12	26/12
TOUCHDOWNS	33	34
Rushing	16	10
Passing	14	20
Returns	3	4
Extra Points Made/Attempts	32/33	32/34
Field Goals Made/Attempts	26/34	29/40
TOTAL POINTS	310	323

SCORE BY PERIODS	1	2	3	4	OT	Total
BRONCOS	63	90	86	71	0	310
OPPONENTS	39	158	38	88	0	323

SCORING	TD	Ru	Pa	Rt	PAT	FG	S	PTS
Steinfort	0	0	0	0	32/33	26/34	0	110
Odoms	6	0	6	0	0/0	0/0	0	36
Moses	4	0	4	0	0/0	0/0	0	24
Preston	4	4	0	0	0/0	0/0	0	24
Armstrong	4	4	0	0	0/0	0/0	0	24
Robinson	3	3	0	0	0/0	0/0	0	18
Upchurch	3	0	3	0	0/0	0/0	0	18
Jensen	3	2	1	0	0/0	0/0	0	18
Lytle	1	1	0	0	0/0	0/0	0	6
Morton	1	1	0	0	0/0	0/0	0	6
Gradishar	1	0	0	1	0/0	0/0	0	6
Latimer	1	0	0	1	0/0	0/0	0	6
Keyworth	1	1	0	0	0/0	0/0	0	6
Thompson	1	0	0	1	0/0	0/0	0	6
Jones	1	0	0	0	0/0	0/0	1	2
BRONCOS	33	16	14	3	32/33	26/34	1	310
OPPONENTS	34	10	20	4	32/34	29/40	0	323

PASSING	Att.	Comp.	Yds.	Comp.%	Yd./Att.	TD	TD%	Int	Int%	LG	Sack/Lost	Rtg.
Morton	301	183	2150	60.8	7.14	12	4.0	13	4.3	41	26/190	77.8
Robinson	162	78	942	48.1	5.81	2	1.2	12	7.4	52	17/136	39.5
Knapple	4	1	15	25.0	3.75	0	0.0	0	0.0	15	0/0	42.7
McCutcheon	0	0	0	0.0	0.00	0	0.0	0	0.0	0	1/4	39.5
BRONCOS	467	262	3107	56.1	6.65	14	3.0	25	5.4	52	44/330	64.0
OPPONENTS	449	270	3449	60.1	7.68	20	4.5	16	3.6	56t	39/324	84.1

RECEIVING	No.	Yds.	Avg.	Long	TD
Jensen	49	377	7.7	28	1
Upchurch	46	605	13.2	35	3
Odoms	39	590	15.1	30	6
Moses	38	674	17.7	33	4
Preston	35	309	8.8	36	0
Lytle	18	177	9.8	27	0
Keyworth	7	87	5.8	22	0
Armstrong	7	23	3.3	8	0
Watson	6	146	24.3	52	0
Egloff	6	85	14.2	24	0
Brunson	1	15	15.0	15	0
McCutcheon	1	12	12.0	12	0
Larson	1	7	7.0	7	0
BRONCOS	262	3107	11.9	52	14
OPPONENTS	270	3449	12.8	56t	20

INTERCEPTIONS	No.	Yds.	Avg.	Long	TD
Foley	4	115	28.8	36	0
Gradishar	2	96	48.0	93t	1
Thompson	2	49	24.5	36	0
Smith	2	3	1.5	3	0
Ryan	1	21	21.0	21	0
Harvey	1	18	18.0	18	0
Latimer	1	15	15.0	15t	1
Evans	1	13	13.0	13	0
Jackson	1	11	11.0	11	0
Nairne	1	2	2.0	2	0
BRONCOS	16	343	21.4	93t	2
OPPONENTS	25	390	15.6	66t	2

PUNTING	No.	Yds.	Avg.	TB	In20	Long	B
Prestridge	70	3076	43.9	6	10	57	0
OPPONENTS	70	2914	41.6	6	13	64	0

PUNT RETURNS	No.	FC	Yds.	Avg.	Long	TD
Upchurch	37	6	353	9.5	34	0
Harden	2	0	36	18.0	23	0
Brunson	2	0	12	6.0	12	0
Preston	1	0	7	7.0	7	0
BRONCOS	42	6	408	9.7	34	0
OPPONENTS	52	4	443	8.5	75t	1

KICKOFF RETURNS	No.	Yds.	Avg.	Long	TD
Brunson	40	923	23.1	53	0
Harden	12	214	17.8	35	0
Preston	5	106	21.2	26	0
Lytle	1	19	19.0	19	0
Moorehead	1	18	18.0	18	0
Jensen	1	5	5.0	5	0
Watson	1	5	5.0	5	0
Ryan	1	0	0.0	0	0
BRONCOS	62	1290	20.8	53	0
OPPONENTS	55	1188	21.6	38	0

FIELD GOAL BREAKDOWN	Distance	1-19	20-29	30-39	40-49	50+	Total
Steinfort	2/2	5/5	4/5	10/14	5/8		26/34
OPPONENTS	2/2	9/11	10/14	7/9	1/4		29/40

SACKS: Jones 11.5, Boyd 9, T. Jackson 5.5, Chavous 4.5, Carter 3.5, Manor 2, Latimer 1, Evans 1, Gradishar 1, **TOTAL 39.0**

1980 DEFENSIVE STATS

(based on coaches' film review)

	TT	UT	A	S-YDS	I-YDS	FR
1 Gradishar	250	150	100	1-6	2-96	0
2 Evans	170	112	58	1-9	1-13	0
3 T. Jackson	169	106	63	5.5-53	0-0	0
4 Nairne	150	109	41	0-0	1-2	2
5 Thompson	122	81	41	0-0	2-49	0
6 Carter	111	76	35	3.5-36	0-0	2
7 Foley	106	77	29	0-0	4-115	0
8 Chavous	101	55	46	4.5-40	0-0	1
9 Jones	82	47	35	11.5-98	0-0	1
10 Wright	76	59	17	0-0	0-0	2
11 Kyle	72	53	19	0-0	0-0	1
12 Latimer	71	50	21	1-8	1-15	0
13 Manor	64	40	24	2-18	0-0	1
14 Boyd	42	27	15	9-87	0-0	1
15 Rizzo	35	22	13	0-0	0-0	0
16 Ryan	29	18	11	0-0	1-21	0
17 Harvey	27	20	7	0-0	1-18	0
18 Short	24	15	9	0-0	0-0	0
19 B. Jackson	23	17	6	0-0	1-11	0
20 P. Smith	7	5	2	0-0	2-3	0
21 Harden	3	3	0	0-0	0-0	0
TOTALS	1,734	1,142	592	39-355	16-343	11

1980 GAMES STARTED

OFFENSE	DEFENSE	
QB Morton, Craig	9 DE Chavous, Barney	16
QB Robinson, Matt	7 DE Jones, Rulon	1
RB Armstrong, Otis	6 DE Manor, Brison	15
RB Jensen, Jim	13 NT Carter, Rubin	16
RB Keyworth, Jon	3 LB Evans, Larry	12
RB Preston, Dave	10 LB Gradishar, Randy	16
WR Moses, Haven	14 LB Jackson, Tom	16
WR Upchurch, Rick	14 LB Nairne, Rob	16
WR Watson, Steve	1 LB Rizzo, Joe	4
TE Egloff, Ron	4 CB Kyle, Aaron	9
TE Odoms, Riley	15 CB Smith, Perry	1
C Bryan, Billy	16 CB Wright, Louis	15
T Clark, Kelvin	5 S Foley, Steve	16
T Minor, Claudie	15 S Harvey, Maurice	3
T Studdard, Dave	12 S Jackson, Bernard	4
G Glassic, Tom	14 S Thompson, Billy	16
G Howard, Paul	13	
G Hyde, Glenn	5	

1980 COACHES

Red Miller (Head Coach), **Marv Braden** (Special Teams), **Joe Collier** (Defensive Coordinator), **Whitey Dovell** (Offensive Line), **Rod Dowhower** (Offensive Coordinator), **Stan Jones** (Defensive Line), **Richie McCabe** (Defensive Backs), **Frank Polstoft** (Wide Receivers), **Paul Roach** (Offensive Backfield), **Bob Zeman** (Linebackers).

1980 LEADERS / RANKINGS

INDIVIDUAL	PLAYER	NO.	AFC RANK	NFL RANK	NFL LEADER	NO.
Points	Steinfort	110	3	4	Smith (NE)	129
Rushing Yards	Jensen	476	20	39	Campbell (HOU)	1,934
Passing Yards	Morton	2,150	12	24	Fouts (SD)	4,715
Passer Rating	Morton	77.8	3	10	Sipe (CLE)	91.4
Receiving Yards	Moses	674	21	37	Jefferson (SD)	1,340
Receptions	Jensen	49	14t	23t	Winslow (SD)	89
Interceptions	Foley	4	7t	7t	Hayes (OAK)	13

OFFENSE	NO.	AFC RANK	NFL RANK	NFL LEADER	NO.
Points Per Game	19.4	9	16	Dallas	28.4
Total Yards Per Game	290.1	12	25	San Diego	400.6
Yards Per Play	4.7	10	21t	San Diego	5.6
Rushing Yards Per Game	116.6	12	20	Los Angeles	174.9
Net Passing Yards Per Game	173.6	10	18	San Diego	283.2

DEFENSE	NO.	AFC RANK	NFL RANK	NFL LEADER	NO.
Points Per Game	20.2	8	16	Philadelphia	13.9
Total Yards Per Game	327.6	10	15	Buffalo	256.3
Yards Per Play	5.0	9t	15t	Philadelphia	4.3
Rushing Yards Per Game	132.3	12	20	Philadelphia	101.1
Net Passing Yards Per Game	195.3	9	15	Washington	156.5

1980 KEY AWARDS

All-Pro (2): LB Randy Gradishar (*The Sporting News*), K Fred Steinfort (*Pro Football Weekly*, *The Sporting News*). **Pro Football Weekly Golden Toe Award:** K Fred Steinfort.

1980 NFL STANDINGS

AFC EAST

Team	W	L	T	Pct	PF	PA
y-Buffalo	11	5	0	.688	320	260
New England	10	6	0	.625	441	325
Miami	8	8	0	.500	266	305
Baltimore	7	9	0	.438	355	387
New York Jets	4	12	0	.250	302	395

AFC CENTRAL

Team	W	L	T	Pct	PF	PA
y-Cleveland	11	5	0	.688	357	310
x-Houston	11	5	0	.688	295	251
Pittsburgh	9	7	0	.563	352	313
Cincinnati	6	10	0	.375	244	312

AFC WEST

Team	W	L	T	Pct	PF	PA
*y-San Diego	11	5	0	.688	418	327
x-Oakland	11	5	0	.688	364	306
Kansas City	8	8	0	.500	319	336
Denver	8	8	0	.500	310	323
Seattle	4	12	0	.250	291	408

NFC EAST

Team	W	L	T	Pct	PF	PA
y-Philadelphia	12	4	0	.750	384	222
x-Dallas	12	4	0	.750	454	311
Washington	6	10	0	.375	261	293
St. Louis	5	11	0	.313	299	350
New York Giants	4	12	0	.250	249	425

NFC CENTRAL

Team	W	L	T	Pct	PF	PA
y-Minnesota	9	7	0	.563	317	308
Detroit	9	7	0	.563	334	272
Chicago	7	9	0	.438	304	264
Tampa Bay	5	10	1	.344	271	341
Green Bay	5	10	1	.344	231	371

NFC WEST

Team	W	L	T	Pct	PF	PA
*y-Atlanta	12	4	0	.750	405	272
x-Los Angeles	11	5	0	.688	424	289
San Francisco	6	10	0	.375	320	415
New Orleans	1	15	0	.063	291	487

x - Wild Card Qualifier; y - Division Title; * - Home-field Advantage

WILD CARD PLAYOFF GAMES

12/28 - at Oakland 27, Houston 7
12/28 - at Dallas 34, Los Angeles 13

DIVISIONAL PLAYOFF GAMES

1/3 - at San Diego 20, Buffalo 14
1/3 - at Philadelphia 31, Minnesota 16
1/4 - Oakland 14, at Cleveland 12
1/4 - Dallas 30, at Atlanta 27

CONFERENCE CHAMPIONSHIPS

1/11 - Oakland 34, at San Diego 27
1/11 - at Philadelphia 20, Dallas 7

SUPER BOWL XV (NEW ORLEANS)

1/25 - Oakland 27, Philadelphia 10

1979 FINAL STATISTICS (10-6)

Head Coach: Red Miller **AFC West:** 2nd **Home Stadium:** Mile High Stadium

Date	W-L	Score	Opponent	Attendance	RUSHING	No.	Yds.	Avg.	Long	TD
Sept 2	W	10-0	Cincinnati	74,788	Armstrong	108	453	4.2	26	2
Sept 6	L	9-13	Los Angeles	74,884	Jensen	106	400	3.8	30	1
Sept 16	W	20-17	at Atlanta (OT)	57,677	Lytle	102	371	3.6	19	4
Sept 23	W	37-34	Seattle	74,879	Keyworth	81	323	4.0	17	1
Sept 30	L	3-27	at Oakland	52,632	Preston	43	169	3.9	18	1
Oct 7	W	7-0	San Diego	74,997	Canada	36	143	4.0	17	0
Oct 14	W	24-10	at Kansas City	74,292	Weese	18	116	6.4	20	3
Oct 22	L	7-42	at Pittsburgh	49,699	Prestridge	1	29	29.0	29	0
Oct 28	W	20-3	Kansas City	74,908	Morton	23	13	0.6	7	1
Nov 4	W	10-3	New Orleans	74,482	Upchurch	3	17	5.7	18	0
Nov 11	W	45-10	New England	74,379	Dixon	3	9	3.0	7	0
Nov 18	W	38-28	at San Francisco	42,910	Odoms	1	-7	-7.0	-7	0
Nov 25	L	10-14	Oakland	74,186	BRONCOS	525	2036	3.8	30	13
Dec 2	W	19-16	at Buffalo	37,886	OPPONENTS	502	1693	3.4	72	16
Dec 8	L	23-28	at Seattle	60,038						
Dec 17	L	7-17	at San Diego	51,906						

TEAM STATISTICS		Den	Opp
TOTAL FIRST DOWNS			
Rushing		306	273
Passing		130	100
Penalty		149	146
3RD DOWN: MADE/ATT		77/222	95/248
3rd Down Pct.		34.7	38.3
TOTAL NET YARDS			
Avg. Per Game		5142	4852
Total Plays		321.4	303.3
Avg. Per Play		1044	1033
NET YARDS RUSHING		2040	1693
Avg. Per Game		127.5	105.8
Total Rushes		524	502
NET YARDS PASSING		3102	3159
Avg. Per Game		193.9	197.4
Sacked/Yards Lost		44/331	19/162
Gross Yards		3433	3321
Att./Completions		476/296	512/296
Completion Pct.		54.6	57.8
Had Intercepted		23	19
PUNTS/AVERAGE		89/39.9	88/42.1
NET PUNTING AVG		33.0	34.1
PENALTIES/YARDS		116/1006	118/1033
FUMBLES/BALL LOST		35/18	30/19
TOUCHDOWNS			
Rushing		36	31
Passing		13	16
Returns		18	11
TOTAL POINTS		5	4
		289	262

SCORE BY PERIODS		1	2	3	4	OT	Total
BRONCOS		64	83	99	40	3	289
OPPONENTS		37	107	44	74	0	262

SCORING		TD	Ru	Pa	Rt	PAT	FG	S	PTS
Turner	0	0	0	0	32/34	13/21	0	71	
Upchurch	7	0	7	0	0/0	0/0	0	42	
Moses	6	0	6	0	0/0	0/0	0	36	
Lytle	4	4	0	0	0/0	0/0	0	24	
Weese	3	3	0	0	0/0	0/0	0	18	
Armstrong	3	2	1	0	0/0	0/0	0	18	
Preston	2	1	1	0	0/0	0/0	0	12	
Jensen	2	1	1	0	0/0	0/0	0	12	
Morton	1	1	0	0	0/0	0/0	0	6	
Keyworth	1	1	0	0	0/0	0/0	0	6	
Odoms	1	0	1	0	0/0	0/0	0	6	
Studdard	1	0	1	0	0/0	0/0	0	6	
Swenson	1	0	0	1	0/0	0/0	0	6	
Nairne	1	0	0	1	0/0	0/0	0	6	
Thompson	1	0	0	1	0/0	0/0	0	6	
Wright	1	0	0	1	0/0	0/0	0	6	
Carter	1	0	0	1	0/0	0/0	0	6	
TEAM	0	0	0	0	0/0	0/0	1	2	
BRONCOS	36	13	18	5	32/34	13/21	1	289	
OPPONENTS	31	16	11	4	31/31	15/26	0	262	

RECEIVING		No.	Yds.	Avg.	Long	TD
Upchurch	64	937	14.6	47	7	
Moses	54	943	17.5	64t	6	
Odoms	40	638	16.0	45	1	
Jensen	19	144	7.6	25t	1	
Preston	19	137	7.2	19	1	
Keyworth	18	132	7.3	18	0	
Armstrong	14	138	9.9	17	1	
Lytle	13	93	7.2	12	0	
Watson	6	83	13.8	22	0	
Egloff	5	70	14.0	22	0	
Dolbin	3	74	24.7	45	0	
Canada	3	36	12.0	15	0	
Turner	1	6	6.0	6	0	
Studdard	1	2	2.0	2t	1	
BRONCOS	260	3433	13.2	64t	18	
OPPONENTS	296	3321	11.2	65	11	

INTERCEPTIONS		No.	Yds.	Avg.	Long	TD
Foley	6	14	2.3	7	0	
Thompson	4	57	14.3	28	0	
Swenson	3	0	0.0	0	0	
Rizzo	2	25	12.5	25	0	
Wright	2	20	10.0	15	0	
T. Jackson	1	34	34.0	34	0	
West	1	26	26.0	26	0	
B. Jackson	0	*13	—	13	0	
BRONCOS	19	189	9.9	34	0	
OPPONENTS	23	291	12.7	50t	1	

PUNTING		No.	Yds.	Avg.	TB	In20	Long	B
Prestridge	89	3555	39.9	7	17	63	0	
OPPONENTS	88	3705	42.1	15	20	62	0	

PUNT RETURNS		No.	Yds.	Avg.	Long	TD
Upchurch	30	5	304	10.1	44	0
Preston	7	1	78	11.1	22	0
Pane	5	3	20	4.0	10	0
West	1	0	-1	-1.0	-1	0
BRONCOS	43	9	401	9.3	44	0
OPPONENTS	52	11	480	9.2	33	0

KICKOFF RETURNS		No.	Yds.	Avg.	Long	TD
Pane	18	354	19.7	30	0	
Preston	13	336	25.8	37	0	
Upchurch	5	79	15.8	26	0	
B. Jackson	4	53	13.3	21	0	
Dixon	3	53	17.7	24	0	
Canada	3	31	10.3	18	0	
Grant	1	25	25.0	25	0	
Armstrong	1	21	21.0	21	0	
Kinney	1	14	14.0	14	0	
Egloff	1	0	0.0	0	0	
BRONCOS	50	966	19.3	37	0	
OPPONENTS	57	1173	20.6	85t	1	

FIELD GOAL BREAKDOWN		Distance	1-19	20-29	30-39	40-49	50+	Total
Turner	1/1	7/9	4/8	1/3	0/0	0/0	13/21	
OPPONENTS	0/0	9/10	4/7	2/8	0/1	15/26		

TURNER: (37N,37G) () (24G,32N,24G) (27G) (32N, 19G) () (28G,40B) () () (27G,37N) (49G) (32G) (30G) (23G,22N,28N,32G) (41N,29G) ()

SACKS: Manor 6.5, Chavous 4, T. Jackson 3.5, Evans 1.5, Latimer 1, Radford 1, Thompson 1, Grant 1, **TOTAL 19.0**

PASSING	Att.	Comp.	Yds.	Comp.%	Yd./Att.	TD	TD%	Int	Int%	LG	Sack/Lost	Rtg.
Morton	370	204	2626	55.1	7.10	16	4.3	19	5.1	64t	31/245	70.6
Weese	97	53	731	54.6	7.54	1	1.0	3	3.1	50	13/86	69.4
Penrose	5	2	44	40.0	8.80	0	0.0	1	20.0	29	0/0	70.3
Keyworth	1	1	32	100.0	32.00	1	100.0	0	0.0	32t	0/0	158.3
Preston	1	0	0	0.0	0.00	0	0.0	0	0.0	0	0/0	39.5
Upchurch	1	0	0	0.0	0.00	0	0.0	0	0.0	0	0/0	39.5
Prestridge	1	0	0	0.0	0.00	0	0.0	0	0.0	0	0/0	39.5
BRONCOS	476	260	3433	54.6	7.21	18	3.8	23	4.8	64t	44/331	70.3
OPPONENTS	512	296	3321	57.8	6.49	11	2.1	19	3.7	65	19/162	68.8

1979 DEFENSIVE STATS

(based on coaches' film review)

	TT	UT	A	S-YDS	I-YDS	FR
1 Gradishar	235	146	89	0-0	0-0	1
2 Swenson	163	110	53	0-0	3-0	4
3 Chavous	122	82	40	4-31	0-0	0
4 Rizzo	121	85	36	0-0	2-25	1
5 T. Jackson	107	71	36	3.5-25	1-34	2
6 Manor	102	72	30	6.5-59	0-0	1
7 Thompson	101	74	27	1-9	4-57	1
8 Carter	91	46	45	0-0	0-0	2
9 Wright	90	73	17	0-0	2-20	0
10 Foley	79	62	17	0-0	6-14	1
11 Grant	66	43	23	0.5-7	0-0	1
12 Latimer	64	44	20	1-9	0-0	1
13 Evans	59	46	13	1.5-15	0-0	0
West	59	37	22	0-0	1-26	1
15 B. Jackson	56	34	22	0-0	0-0	0
16 Nairne	46	32	14	0-0	0-0	0
17 Radford	17	9	8	1-6	0-0	1
18 Pane	6	4	2	0-0	0-0	0
19 Ryan	5	4	1	0-0	0-0	1
20 Lathrop	1	1	0	0-0	0-0	0
TOTALS	1,590	1,075	515	19-161	19-189	18

1979 GAMES STARTED

OFFENSE	DEFENSE	
QB Morton, Craig	10 DE Chavous, Barney	16
QB Weese, Norris	6 DE Manor, Brison	16
RB Armstrong, Otis	1 NT Carter, Rubin	15
RB Jensen, Jim	7 NT Latimer, Don	1
RB Keyworth, Jon	9 LB Evans, Larry	4
RB Lytle, Rob	12 LB Gradishar, Randy	15
RB Preston, Dave	3 LB Jackson, Tom	13
WR Moses, Haven	16 LB Nairne, Rob	4
WR Upchurch, Rick	16 LB Rizzo, Joe	12
TE Egloff, Ron	4 LB Swenson, Bob	16
TE Odoms, Riley	12 CB Foley, Steve	16
C Bryan, Billy	16 CB Wright, Louis	16
T Minor, Claudie	16 S Jackson, Bernard	9
T Studdard, Dave	16 S Thompson, Billy	16
G Glassic, Tom	16 S West, Charlie	7
G Howard, Paul	16	

1979 COACHES

Red Miller (Head Coach), Marv Braden (Special Teams), Joe Collier (Defensive Coordinator), Whitley Dovell (Offensive Line), Stan Jones (Defensive Line), Richie McCabe (Defensive Backs), Babe Parilli (Quarterbacks), Fran Poltfoot (Wide Receivers), Paul Roach (Offensive Backfield), Bob Zeman (Linebackers).

1979 LEADERS / RANKINGS

INDIVIDUAL	PLAYER	NO.	AFC RANK	NFL RANK	NFL LEADER	NO.
Points	Turner	71	11	18	Smith (NE)	115
Rushing Yards	Armstrong	453	22	44	Campbell (HOU)	1,697
Passing Yards	Morton	2,626	10	16	Fouts (SD)	4,082
Passer Rating	Morton	70.7	11	16	Staubach (DAL)	92.3
Receiving Yards	Moses	943	9	15	Largent (SEA)	1,237
Receptions	Upchurch	64	5	9	Washington (BAL)	82
Interceptions	Foley	6	4t	6t	Reinfeldt (HOU)	12

OFFENSE	NO.	AFC RANK	NFL RANK	NFL LEADER	NO.
Points Per Game	18.1	11	20	Pittsburgh	26.0
Total Yards Per Game	321.4	8	12	Pittsburgh	391.1
Yards Per Play	4.9	6	9	Pittsburgh	5.8
Rushing Yards Per Game	127.5	9	18	New York Jets	165.4
Net Passing Yards Per Game	193.9	9	13	San Diego	244.7

DEFENSE	NO.	AFC RANK	NFL RANK	NFL LEADER	NO.
Points Per Game	16.4	3t	5t	Tampa Bay	14.8
Total Yards Per Game	303.3	5	10	Tampa Bay	246.8
Yards Per Play	4.7	5	11	Tampa Bay	3.9
Rushing Yards Per Game	105.8	1	1	Denver	105.8
Net Passing Yards Per Game	197.4	11	23	Tampa Bay	129.8

1979 KEY AWARDS

Pro Bowl (4): LB Randy Gradishar, LB Tom Jackson, WR Rick Upchurch, CB Louis Wright. AP All-Pro (3): LB Randy Gradishar (second team), WR Rick Upchurch (second team), CB Louis Wright (first team).

1979 NFL STANDINGS

AFC EAST

Team	W	L	T	Pct	PF	PA
y-Miami	10	6	0	.625	341	257
New England	9	7	0	.563	411	326
New York Jets	8	8	0	.500	337	383
Buffalo	7	9	0	.438	268	279
Baltimore	5	11	0	.313	271	351

AFC CENTRAL

Team	W	L	T	Pct	PF	PA
y-Pittsburgh	12	4	0	.750	416	262
x-Houston	11	5	0	.688	362	331
Cleveland	9	7	0	.563	359	352
Cincinnati	4	12	0	.250	337	421

AFC WEST

Team	W	L	T	Pct	PF	PA
*y-San Diego	12	4	0	.750	411	246
x-Denver	10	6	0	.625	289	262
Seattle	9	7	0	.563	378	372
Oakland	9	7	0	.563	365	337
Kansas City	7	9	0	.438	238	262

NFC EAST

Team	W	L	T	Pct	PF	PA
*y-Dallas	11	5	0	.688	371	313
x-Philadelphia	11	5	0	.688	339	282
Washington	10	6	0	.625	348	295
New York Giants	6	10	0	.375	237	323
St. Louis	5	11	0	.313	307	358

NFC CENTRAL

Team	W	L	T	Pct	PF	PA
y-Tampa Bay	10	6	0	.625	273	237
x-Chicago	10	6	0	.625	306	249
Minnesota	7	9	0	.438	259	337
Green Bay	5	11	0	.313	246	316
Detroit	2	14	0	.125	219	365

NFC WEST

Team	W	L	T	Pct	PF	PA
y-Los Angeles	9	7	0	.563	323	309
New Orleans	8	8	0	.500	370	360
Atlanta	6	10	0	.375	300	388
San Francisco	2	14	0	.125	308	416

x - Wild Card Qualifier; y - Division Title; * - Home-field Advantage

WILD CARD PLAYOFF GAMES

12/23 - at Houston 13, Denver 7
12/23 - at Philadelphia 27, Chicago 17

DIVISIONAL PLAYOFF GAMES

12/29 - Houston 17, at San Diego 14
12/29 - at Tampa Bay 24, Philadelphia 17
12/30 - at Pittsburgh 34, Miami 14
12/30 - Los Angeles 21, at Dallas 19

CONFERENCE CHAMPIONSHIPS

1/6 - at Pittsburgh 27, Houston 13
1/6 - Los Angeles 9, at Tampa Bay 0

SUPER BOWL XIV (PASADENA, CALIF.)

1/20 - Pittsburgh 31, Los Angeles 19

1978 FINAL STATISTICS (10-6)

Head Coach: Red Miller AFC West: 1st Home Stadium: Mile High Stadium

Date	W-L	Score	Opponent	Attendance	RUSHING	No.	Yds.	Avg.	Long	TD
Sept 3	W	14-6	Oakland	74,904	Perrin	108	455	4.2	28	4
Sept 11	L	9-12	at Minnesota (OT)	46,508	Keyworth	112	444	4.0	30	3
Sept 17	W	27-14	San Diego	74,983	Armstrong	112	381	3.4	20	1
Sept 24	W	23-17	at Kansas City (OT)	60,593	Canada	79	365	4.6	47	3
Oct 1	W	28-7	Seattle	74,989	Lytle	81	341	4.2	25	2
Oct 8	L	0-23	at San Diego	50,077	Preston	66	296	4.5	16	1
Oct 16	W	16-7	Chicago	75,008	Morton	17	71	4.2	12	0
Oct 22	L	6-7	at Baltimore	54,057	Weese	17	48	2.8	8	1
Oct 29	W	20-17	at Seattle (OT)	62,948	Upchurch	5	31	6.2	11	0
Nov 5	L	28-31	New York Jets	74,983	Foley	1	14	14.0	14	0
Nov 12	W	19-7	at Cleveland	70,856	Odoms	2	5	2.5	7	0
Nov 19	W	16-3	Green Bay	74,965	Penrose	1	0	0.0	0	0
Nov 23	L	14-17	at Detroit	71,785	BRONCOS	601	2451	4.0	47	15
Dec 3	W	21-6	at Oakland	53,932	OPPONENTS	549	1979	3.6	76	12
Dec 10	W	24-3	Kansas City	74,149						
Dec 16	L	17-21	Pittsburgh	74,104						

TEAM STATISTICS	Den	Opp
TOTAL FIRST DOWNS	294	251
Rushing	129	106
Passing	137	120
Penalty	28	25
3RD DOWN: MADE/ATT	81/226	88/249
3rd Down Pct.	35.8	35.3
TOTAL NET YARDS	4829	4448
Avg. Per Game	301.8	278.0
Total Plays	1039	1016
Avg. Per Play	4.6	4.4
NET YARDS RUSHING	2451	1979
Avg. Per Game	143.2	123.7
Total Rushes	601	549
NET YARDS PASSING	2378	2469
Avg. Per Game	148.6	154.3
Sacked/Yards Lost	48/332	30/243
Gross Yards	2710	2712
Att./Completions	391/217	438/246
Completion Pct.	55.5	56.2
Had Intercepted	17	31
PUNTS/AVERAGE	96/36.4	88/39.9
NET PUNTING AVG	32.8	29.9
PENALTIES/YARDS	132/1092	114/894
FUMBLES/BALL LOST	28/17	28/13
TOUCHDOWNS	36	21
Rushing	15	12
Passing	17	9
Returns	4	0
TOTAL POINTS	282	198

SCORE BY PERIODS	1	2	3	4	OT	Total
BRONCOS	58	55	71	89	9	282
OPPONENTS	44	75	50	26	3	198

SCORING	TD	Ru	Pa	Rt	PAT	FG	S	PTS
Turner	0	0	0	0	31/35	11/22	0	64
Odoms	6	0	6	0	0/0	0/0	0	36
Perrin	5	4	1	0	0/0	0/0	0	30
Moses	5	0	5	0	0/0	0/0	0	30
Keyworth	4	3	1	0	0/0	0/0	0	24
Canada	3	3	0	0	0/0	0/0	0	18
Armstrong	2	1	1	0	0/0	0/0	0	12
Upchurch	2	0	1	1	0/0	0/0	0	12
Lytle	2	2	0	0	0/0	0/0	0	12
Preston	2	1	1	0	0/0	0/0	0	12
Weese	1	1	0	0	0/0	0/0	0	6
Thompson	1	0	0	1	0/0	0/0	0	6
Gradishar	1	0	0	1	0/0	0/0	0	6
T. Jackson	1	0	0	1	0/0	0/0	0	6
Egloff	1	0	1	0	0/0	0/0	0	6
Alzado	0	0	0	0	0/0	0/0	1	2
BRONCOS	36	15	17	4	31/35	11/22	1	282
OPPONENTS	21	12	9	0	21/21	17/27	0	198

RECEIVING	No.	Yds.	Avg.	Long	TD
Odoms	54	829	15.4	42t	6
Moses	37	744	20.1	42	5
Dolbin	24	284	11.8	21	0
Preston	24	199	8.3	21	1
Keyworth	21	166	7.9	20	1
Upchurch	17	210	12.4	29t	1
Armstrong	12	98	8.2	19	1
Perrin	10	54	5.4	13	1
Canada	6	37	6.2	12	0
Lytle	6	37	6.2	10	0
Egloff	4	33	8.3	15	1
Kinney	1	23	23.0	23	0
Turner	1	-4	-4.0	-4	0
BRONCOS	217	2710	12.4	42t	17
OPPONENTS	246	2712	11.0	75t	9

INTERCEPTIONS	No.	Yds.	Avg.	Long	TD
B. Jackson	6	128	21.2	38	0
Foley	6	84	14.0	30	0
Gradishar	4	19	4.8	8	0
Thompson	4	0	0.0	0	0
T. Jackson	3	28	9.3	28t	1
Rizzo	3	10	3.3	10	0
Turk	2	36	18.0	22	0
Wright	2	2	1.0	2	0
Swenson	1	0	0.0	0	0
BRONCOS	31	307	9.9	38	1
OPPONENTS	17	195	11.5	61	0

PUNTING	No.	Yds.	Avg.	TB	In20	Long	B
Dilts	96	3494	36.4	6	23	73	0
OPPONENTS	88	3510	39.9	15	14	60	2

PUNT RETURNS	No.	FC	Yds.	Avg.	Long	TD
Upchurch	36	2	493	13.7	75t	1
Preston	10	0	68	6.8	23	0
West	3	2	20	6.7	12	0
Thompson	1	0	3	3.0	3	0
Pane	1	0	-2	-2.0	1	0
BRONCOS	51	4	582	11.4	75t	1
OPPONENTS	47	21	226	4.8	55	0

KICKOFF RETURNS	No.	Yds.	Avg.	Long	TD
Perrin	12	256	21.3	33	0
B. Jackson	9	209	23.2	40	0
Upchurch	8	222	27.8	41	0
Preston	7	154	22.0	32	0
Keyworth	2	24	12.0	13	0
Pane	1	29	29.0	29	0
West	1	24	24.0	24	0
Schultz	1	20	20.0	20	0
Turk	1	14	14.0	14	0
BRONCOS	42	952	22.6	41	0
OPPONENTS	52	1223	23.5	51	0

FIELD GOAL BREAKDOWN	Distance	1-19	20-29	30-39	40-49	50+	Total
Turner		1/1	3/4	3/7	4/8	0/2	11/22
OPPONENTS		2/3	8/9	4/7	3/8	0/0	17/27

SACKS: Alzado 9, Carter 6.5, Chavous 4, T. Jackson 3, Latimer 2, Rizzo 2, Swenson 1.5, Grant 1.5, Nairne 1, Manor 0.5, **TOTAL 31.0**

PASSING	Att.	Comp.	Yds.	Comp.%	Yd./Att.	TD	TD%	Int	Int%	LG	Sack/Lost	Rtg.
Morton	267	146	1802	54.7	6.75	11	4.1	8	3.0	42t	36/238	76.9
Weese	87	55	723	63.2	8.31	4	4.6	5	5.7	31	12/94	80.9
Penrose	37	16	185	43.2	5.00	2	5.4	4	10.8	29	0/0	37.3
BRONCOS	391	217	2710	55.5	6.93	17	4.3	17	4.3	42t	48/332	73.6
OPPONENTS	438	246	2712	56.2	6.19	9	2.1	31	7.1	75t	30/243	52.1

1978 DEFENSIVE STATS

(based on coaches' film review)

	TT	UT	A	S-YDS	I-YDS	FR
1 Gradishar	286	196	90	0-0	4-19	2
2 Swenson	174	104	70	1.5-8	1-0	1
3 Carter	142	83	59	6.5-43	0-0	1
Rizzo	142	78	64	2-0	3-10	1
5 T. Jackson	126	67	59	3-23	3-28	0
6 Chavous	121	66	55	4-35.5	0-0	0
7 Alzado	118	77	41	9-68.5	0-0	0
8 Thompson	107	75	32	0-0	4-0	2
9 B. Jackson	91	60	31	0-0	6-128	0
10 Wright	77	59	18	0-0	2-2	2
11 Foley	56	47	9	0-0	6-84	0
12 Manor	47	29	18	0.5-9	0-0	0
13 Latimer	42	32	10	2-21	0-0	0
14 Nairne	35	19	16	1-8	0-0	0
15 Turk	29	17	12	0-0	2-36	0
Grant	29	16	13	1.5-18	0-0	2
17 Smith	25	11	14	0-0	0-0	1
18 Evans	18	10	8	0-0	0-0	0
19 West	17	6	11	0-0	0-0	0
TOTALS	1,682	1,052	630	31-234	31-307	12

1978 GAMES STARTED

OFFENSE		DEFENSE	
QB Morton, Craig	13	DE Alzado, Lyle	16
QB Penrose, Craig	2	DE Chavous, Barney	16
QB Weese, Norris	1	NT Carter, Rubin	16
RB Armstrong, Otis	9	LB Gradishar, Randy	16
RB Keyworth, Jon	16	LB Jackson, Tom	16
RB Lytle, Rob	7	LB Nairne, Bob	1
WR Dolbin, Jack	14	LB Rizzo, Joe	15
WR Moses, Haven	16	LB Swenson, Bob	15
TE Moore, Bob	2	LB Turk, Godwin	1
TE Odoms, Riley	16	CB Foley, Steve	16
C Bryan, Billy	12	CB Wright, Louis	16
C Maples, Bobby	5	S Jackson, Bernard	16
T Bain, Bill	1	S Thompson, Billy	16
T Minor, Claudie	16		
T Neville, Tom	15		
G Glassic, Tom	10		
G Howard, Paul	13		
G Hyde, Glenn	5		
G Schindler, Steve	3		

1978 COACHES

Red Miller (Head Coach), Marv Braden (Special Teams), Joe Collier (Defensive Coordinator), Ken Gray (Offensive Line), Stan Jones (Defensive Line), Richie McCabe (Defensive Backs), Babe Parilli (Quarterbacks), Fran Poltfoot (Wide Receivers), Paul Roach (Offensive Backfield), Bob Zeman (Linebackers).

1978 LEADERS / RANKINGS

INDIVIDUAL	PLAYER	NO.	AFR RANK	NFL RANK	NFL LEADER	NO.
Points	Turner	64	14	241	Corral (LA)	118
Rushing Yards	Perrin	455	28	95	Campbell (HOU)	1,450
Passing Yards	Morton	1,802	12	23	Tarkenton (MIN)	3,468
Passer Rating	Morton	76.9	5	7	Staubach (DAL)	84.9
Receiving Yards	Odoms	829	6	10	Largent (SEA)	1,168
Receptions	Odoms	54	6	12	Young (MIN)	88
Interceptions	Foley/B. Jackson	6	21	51	Darden (CLE)	10

OFFENSE	NO.	AFR RANK	NFL RANK	NFL LEADER	NO.
Points Per Game	17.8	11	15	Dallas	24.0
Total Yards Per Game	301.8	10	14	New England	372.8
Yards Per Play	4.6	12t	16t	New England	5.5
Rushing Yards Per Game	143.2	5	8	New England	197.8
Net Passing Yards Per Game	148.6	9	17	San Diego	222.9

DEFENSE	NO.	AFR RANK	NFL RANK	NFL LEADER	NO.
Points Per Game	12.4	2	2	Pittsburgh	12.2
Total Yards Per Game	278.0	2	6	Los Angeles	243.3
Yards Per Play	4.4	2	6t	Los Angeles	4.1
Rushing Yards Per Game	123.7	3	6	Dallas	107.6
Net Passing Yards Per Game	154.3	2	8	Buffalo	134.8

1978 KEY AWARDS

Pro Bowl (7): DE Lyle Alzado, LB Randy Gradishar, LB Tom Jackson, TE Riley Odoms, S Billy Thompson, WR Rick Upchurch, CB Louis Wright. **AP All-Pro (5):** DE Lyle Alzado (first team), LB Randy Gradishar (first team), LB Tom Jackson (first team), WR Rick Upchurch (first team), CB Louis Wright (first team). **AP NFL Defensive Player of the Year:** LB Randy Gradishar. **UPI AFC Defensive Player of the Year:** LB Randy Gradishar.

1978 NFL STANDINGS

AFCEAST

Team	W	L	T	Pct	PF	PA
y-New England	11	5	0	.688	358	286
x-Miami	11	5	0	.688	372	254
New York Jets	8	8	0	.500	359	364
Buffalo	5	11	0	.313	302	354
Baltimore	5	11	0	.313	239	421

AFCEAST

Team	W	L	T	Pct	PF	PA
*y-Pittsburgh	14	2	0	.875	356	195
x-Houston	10	6	0	.625	283	298
Cleveland	8	8	0	.500	334	356
Cincinnati	4	12	0	.250	252	284

AFCEAST

Team	W	L	T	Pct	PF	PA
y-Denver	10	6	0	.625	282	198
Oakland	9	7	0	.563	311	283
Seattle	9	7	0	.563	345	358
San Diego	9	7	0	.563	355	309
Kansas City	4	12	0	.250	243	327

NFC EAST

Team	W	L	T	Pct	PF	PA
y-Dallas	12	4	0	.750	384	208
x-Philadelphia	9	7	0	.563	270	250
Washington	8	8	0	.500	273	283
New York Giants	6	10	0	.375	264	298
St. Louis	6	10	0	.375	248	296

NFC EAST

Team	W	L	T	Pct	PF	PA
y-Minnesota	8	7	1	.531	294	306
Green Bay	8	7	1	.531	249	269
Detroit	7	9	0	.438	290	300
Chicago	7	9	0	.438	253	274
Tampa Bay	5	11	0	.313	241	259

NFC WEST

Team	W	L	T	Pct	PF	PA
*y-Los Angeles	12	4	0	.750	316	245
x-Atlanta	9	7	0	.563	240	290
New Orleans	7	9	0	.438	281	298
San Francisco	2	14	0	.125	219	350

x - Wild Card Qualifier; y - Division Title; * - Home-field Advantage

WILD CARD PLAYOFF GAMES

12/24 - Houston 17, at Miami 9
12/24 - at Atlanta 14, Philadelphia 13

DIVISIONAL PLAYOFF GAMES

12/30 - at Pittsburgh 33, Denver 10
12/30 - at Dallas 27, Atlanta 20
12/31 - Houston 31, at New England 14
12/31 - at Los Angeles 34, Minnesota 10

CONFERENCE CHAMPIONSHIPS

1/7 - at Pittsburgh 34, Houston 5
1/7 - Dallas 28, at Los Angeles 0

SUPER BOWL XIII (MIAMI)

1/21 - Pittsburgh 35, Dallas 31

1977 FINAL STATISTICS (12-2)

Head Coach: Red Miller AFC West: 1st Home Stadium: Mile High Stadium

Date	W-L	Score	Opponent	Attendance	RUSHING	No.	Yds.	Avg.	Long	TD
Sept 18	W	7-0	St. Louis	75,002	Armstrong	130	489	3.8	35	4
Sept 25	W	26-6	Buffalo	74,737	Perrin	110	456	4.1	62	3
Oct 2	W	24-13	at Seattle	53,108	Lytle	104	408	3.9	21	1
Oct 9	W	23-7	Kansas City	74,718	Keyworth	83	311	3.7	16	1
Oct 16	W	30-7	at Oakland	53,616	Jensen	40	143	3.6	12	1
Oct 23	W	24-13	at Cincinnati	54,395	Morton	31	125	4.0	15	4
Oct 30	L	14-24	Oakland	75,007	Weese	11	56	5.1	21	1
Nov 6	W	21-7	Pittsburgh	74,967	Penrose	4	24	6.0	17	0
Nov 13	W	17-14	at San Diego	45,211	Upchurch	1	19	19.0	19t	1
Nov 20	W	14-7	at Kansas City	54,050	Dolbin	2	12	6.0	14	0
Nov 27	W	27-13	Baltimore	74,939	Kick	1	1	1.0	1	0
Dec 4	W	24-14	at Houston	46,875	Dilts	1	0	0.0	0	0
Dec 11	W	17-9	San Diego	74,905	Moses	5	-1	-0.2	8	0
Dec 18	L	6-14	at Dallas	63,752	BRONCOS	523	2043	3.9	62	16
					OPPONENTS	470	1531	3.3	65	5

TEAM STATISTICS		Den	Opp	RECEIVING		No.	Yds.	Avg.	Long	TD			
TOTAL FIRST DOWNS		223	217	Odoms		37	429	11.6	33	3			
Rushing		101	77	Moses		27	539	20.0	35	4			
Passing		107	123	Dolbin		26	443	17.0	81t	3			
Penalty		15	17	Armstrong		18	128	7.1	20	0			
3RD DOWN: MADE/ATT		72/120	71/221	Lytle		17	198	11.6	47t	1			
3rd Down Pct.		34.3	32.1	Upchurch		12	245	20.4	45	2			
TOTAL NET YARDS		3906	3775	Keyworth		11	48	4.4	14	0			
Avg. Per Game		279.0	269.6	Perrin		6	106	17.8	41t	1			
Total Plays		886	931	Jensen		4	63	15.8	34	0			
Avg. Per Play		4.4	4.1	Egloff		2	27	13.5	20	0			
NET YARDS RUSHING		2043	1531	Kick		2	14	7.0	11	0			
Avg. Per Game		145.9	109.4	Turner		1	25	25.0	25t	1			
Total Rushes		523	470	BRONCOS		163	2265	13.9	81t	15			
Avg. Per Rush		3.9	3.3	OPPONENTS		235	2556	10.0	51	9			
NET YARDS PASSING		1863	2244	INTERCEPTIONS		No.	Yds.	Avg.	Long	TD			
Avg. Per Game		133.1	160.3	Thompson		5	122	24.4	38	0			
Sacked/Yards Lost		50/402	35/312	T. Jackson		4	95	23.8	73t	1			
Gross Yards		2265	2556	Wright		3	128	42.7	59	1			
Att./Completions		314/163	426/235	Gradishar		3	56	18.7	28	0			
Completion Pct.		51.9	55.2	Rizzo		3	49	16.3	38	0			
Had Intercepted		12	25	Foley		3	22	7.3	11	0			
PUNTS/AVERAGE		91/39.2	95/40.7	B. Jackson		1	13	13.0	13	0			
NET PUNTING AVG		33.7	31.3	Smith		1	6	6.0	6	0			
PUNT RETURNS/AVG		58/12.3	54/7.4	Evans		1	0	0.0	0	0			
KICKOFF RETURNS/AVG		34/21.5	50/21.7	Swenson		1	0	0.0	0	0			
INTERCEPTIONS/RET.		25/19.6	12/14.3	BRONCOS		25	491	19.6	73t	2			
PENALTIES/YARDS		91/883	97/718	OPPONENTS		12	172	14.3	29	0			
FUMBLES/BALL LOST		28/15	27/14	PUNTING		No.	Yds.	Avg.	TB	In20	Long		
TOUCHDOWNS		34	18	Dilts		90	3525	39.2	5	20	63		
Rushing		16	5	Weese		1	38	38.0	0	0	38		
Passing		15	11	BRONCOS		91	3563	39.2	5	20	63		
Returns		3	2	OPPONENTS		95	3868	40.7	9	13	74		
EXTRA POINTS/ATTEMPTS		31/34	16/18	PUNT RETURNS		No.	FC	Yds.	Avg.	Long	TD		
FIELD GOALS/ATTEMPTS		13/19	8/22	Upchurch		51	6	653	12.8	87t	1		
TOTAL POINTS		274	148	Schultz		1	0	11	11.0	11	0		
SCORE BY PERIODS		1	2	3	4	Pane	6	2	48	8.0	14	0	
BRONCOS		68	72	60	74	BRONCOS		58	8	712	12.3	87t	1
OPPONENTS		45	46	40	17	OPPONENTS		54	8	397	7.4	29	0

SCORING	TD	Ru	Pa	Rt	PAT	FG	S	PTS
Turner	1	0	1	0	31/34	13/19	0	76
Armstrong	4	4	0	0	0/0	0/0	0	24
Moses	4	0	4	0	0/0	0/0	0	24
Morton	4	4	0	0	0/0	0/0	0	24
Perrin	4	3	1	0	0/0	0/0	0	24
Upchurch	4	1	2	1	0/0	0/0	0	24
Dolbin	3	0	3	0	0/0	0/0	0	18
Odoms	3	0	3	0	0/0	0/0	0	18
Lytle	2	1	1	0	0/0	0/0	0	12
Wright	1	0	0	1	0/0	0/0	0	6
Keyworth	1	1	0	0	0/0	0/0	0	6
Jensen	1	1	0	0	0/0	0/0	0	6
Weese	1	1	0	0	0/0	0/0	0	6
Jackson	1	0	0	1	0/0	0/0	0	6
BRONCOS	34	16	15	3	31/34	13/19	0	274
OPPONENTS	18	5	11	2	16/18	8/22	0	148

FIELD GOAL BREAKDOWN										
Distance	1-19	20-29	30-39	40-49	50+	Total				
Turner	0/0	3/4	7/10	3/5	0/0	13/19				
OPPONENTS	1/1	2/3	1/5	4/9	0/4	8/22				

SACKS: Alzado 8, Chavous 8, Carter 6, T. Jackson 4, Manor 4, Gradishar 3, Swenson 2, Rizzo 1, Thompson 1, TOTAL 37.0										
--	--	--	--	--	--	--	--	--	--	--

PASSING	Att.	Comp.	Yds.	Comp.%	Yd./Att.	TD	TD%	Int	Int%	LG	Sack/Lost	Rtg.
Morton	254	131	1929	51.6	7.59	14	5.5	8	3.1	81t	43/338	82.1
Penrose	40	21	217	52.5	5.43	0	0.0	4	10.0	35	5/49	28.9
Weese	20	11	119	55.0	5.95	1	5.0	0	0.0	31	2/15	89.4
BRONCOS	314	163	2265	51.9	7.21	15	4.8	12	3.8	81t	50/402	75.6
OPPONENTS	426	235	2556	55.2	6.00	11	2.6	25	5.9	51	35/312	57.2



1977 DEFENSIVE STATS

(based on coaches' film review)

	TT	UT	A	SACKS	I-YDS	FR
1 Gradishar	219	145	74	3	3-56	4
2 Swenson	135	89	46	2	1-0	0
3 Rizzo	123	72	51	1	3-49	1
4 Alzado	119	80	39	8	0-0	2
5 T. Jackson	116	77	39	4	4-95	0
6 Carter	113	71	42	6	0-0	0
7 Thompson	95	69	26	1	5-122	2
8 Chavous	82	51	31	8	0-0	0
9 Wright	77	57	20	0	3-128	0
10 B. Jackson	72	42	30	0	1-13	0
11 Foley	71	58	13	0	3-22	0
12 Grant	51	39	12	0	0-0	1
13 Manor	38	25	13	4	0-0	0
14 Smith	26	19	7	0	1-6	1
15 Turk	22	16	6	0	0-0	0
16 Polt	16	12	4	0	0-0	0
17 Evans	6	4	2	0	1-0	1
18 Pane	5	1	4	0	0-0	0
19 Nairne	2	1	1	0	0-0	0
20 Baska	1	1	0	0	0-0	0
21 Howard	0	0	0	0	0-0	1
TOTALS	1,389	929	460	37	25-491	13

1977 GAMES STARTED

OFFENSE		DEFENSE	
QB Morton, Craig	14	DE Alzado, Lyle	14
RB Armstrong, Otis	10	DE Chavous, Barney	11
RB Keyworth, Jon	9	DE Manor, Brison	1
RB Lytle, Rob	4	DE Smith, Paul	2
RB Perrin, Lonnie	5	NT Carter, Rubin	14
WR Dolbin, Jack	13	LB Gradishar, Randy	14
WR Moses, Haven	14	LB Jackson, Tom	13
WR Upchurch, Rick	1	LB Rizzo, Joe	12
TE Odoms, Riley	14	LB Swenson, Bob	14
C Montler, Mike	14	LB Turk, Godwin	3
T Maurer, Andy	13	CB Foley, Steve	13
T Minor, Claude	14	CB Pane, Chris	1
T Schindler, Steve	1	CB Wright, Louis	14
G Glassic, Tom	14	S Jackson, Bernard	13
G Howard, Paul	14	S Polt, Randy	1
		S Thompson, Billy	14

1977 COACHES

Red Miller (Head Coach), Marv Braden (Special Teams), Joe Collier (Defensive Coordinator), Bob Gambold (Defensive Backs), Ken Gray (Offensive Line), Stan Jones (Defensive Line), Myrel Moore (Linebackers), Babe Parilli (Quarterbacks), Fran Polstofo (Wide Receivers), Paul Roach (Offensive Backfield).

1977 LEADERS / RANKINGS

INDIVIDUAL	PLAYER	NO.	AFC RANK	NFL RANK	NFL LEADER	NO.
Points	Turner	76	7	12	Mann (AAK)	99
Rushing Yards	Armstrong	489	22	40	Payton (CHI)	1,852
Passing Yards	Morton	1,929	9	13	Ferguson (BUF)	2,803
Passer Rating	Morton	82.1	2	4	Griese (MIA)	87.8
Receiving Yards	Moses	539	19	32	Burrough (HOU)	816
Receptions	Odoms	37	18t	31t	Mitchell (BAL)	71
Interceptions	Thompson	5	10t	16t	Blackwood (BAL)	10

OFFENSE	NO.	AFC RANK	NFL RANK	NFL LEADER	NO.
Points Per Game	19.6	6	10	Oakland	25.1
Total Yards Per Game	279.0	12	17	Dallas	343.7
Yards Per Play	4.4	12t	17t	St. Louis	5.1
Rushing Yards Per Game	145.9	7	11	Chicago	200.8
Net Passing Yards Per Game	133.1	11	15	Buffalo	200.2

DEFENSE	NO.	AFC RANK	NFL RANK	NFL LEADER	NO.
Points Per Game	10.6	1	3	Atlanta	9.2
Total Yards Per Game	269.6	4	9	Dallas	229.5
Yards Per Play	4.1	1	3t	Dallas	3.7
Rushing Yards Per Game	109.4	1	1	Denver	109.4
Net Passing Yards Per Game	160.3	12	25	Atlanta	98.9

1977 KEY AWARDS

Pro Bowl (5): DE Lyle Alzado, LB Randy Gradishar, LB Tom Jackson, S Billy Thompson, CB Louis Wright. AP All-Pro (4): DE Lyle Alzado (first team), LB Randy Gradishar (first team), LB Tom Jackson (first team), S Billy Thompson (first team). AP NFL Coach of the Year: Red Miller. K.C. 101 Club NFL Coach of the Year: Red Miller.

1977 NFL STANDINGS

AFC EAST

Team	W	L	T	Pct	PF	PA
y-Baltimore	10	4	0	.714	295	221
Miami	10	4	0	.714	313	197
New England	9	5	0	.643	278	217
Buffalo	3	11	0	.214	160	313
New York Jets	3	11	0	.214	191	300

AFC CENTRAL

Team	W	L	T	Pct	PF	PA
y-Pittsburgh	9	5	0	.643	283	243
Cincinnati	8	6	0	.571	238	235
Houston	8	6	0	.571	299	230
Cleveland	6	8	0	.429	269	267

AFC WEST

Team	W	L	T	Pct	PF	PA
*y-Denver	12	2	0	.857	274	148
x-Oakland	11	3	0	.786	351	230
San Diego	7	7	0	.500	222	205
Seattle	5	9	0	.357	282	373
Kansas City	2	12	0	.143	225	349

NFC EAST

Team	W	L	T	Pct	PF	PA
*y-Dallas	12	2	0	.857	345	212
Washington	9	5	0	.643	196	189
St. Louis	7	7	0	.500	272	287
Philadelphia	5	9	0	.357	220	207
New York Giants	5	9	0	.357	181	265

NFC CENTRAL

Team	W	L	T	Pct	PF	PA
y-Minnesota	9	5	0	.643	231	227
x-Chicago	9	5	0	.643	255	253
Detroit	6	8	0	.429	183	252
Green Bay	4	10	0	.286	134	219
Tampa Bay	2	12	0	.143	103	223

NFC WEST

Team	W	L	T	Pct	PF	PA
y-Los Angeles	10	4	0	.714	302	146
Atlanta	7	7	0	.500	179	129
San Francisco	5	9	0	.357	220	260
New Orleans	3	11	0	.214	232	336

x - Wild Card Qualifier; y - Division Title; * - Home-field Advantage

DIVISIONAL PLAYOFF GAMES

12/24 - Oakland 37, at Baltimore 31 (OT)

12/24 - at Denver 34, Pittsburgh 21

12/26 - at Dallas 37, Chicago 7

12/26 - Minnesota 14, at Los Angeles 7

CONFERENCE CHAMPIONSHIPS

1/1 - at Denver 20, Oakland 17

1/1 - at Dallas 23, Minnesota 6

SUPER BOWL XII (NEW ORLEANS)

1/15 - Dallas 27, Denver 10

1976 FINAL STATISTICS (9-5)

Head Coach: John Raiston AFC West: 2nd Home Stadium: Mile High Stadium

Date	W-L	Score	Opponent	Attendance	RUSHING	No.	Yds.	Avg.	Long	TD
Sept 12	L	7-17	at Cincinnati	53,464	Armstrong	247	1008	4.1	31	5
Sept 19	W	46-3	New York Jets	62,519	Keyworth	122	349	2.9	13	3
Sept 26	W	44-13	Cleveland	62,758	Weese	23	142	6.2	20	0
Oct 3	W	26-0	San Diego	62,486	Perrin	37	118	3.2	14	2
Oct 10	L	3-17	at Houston	47,928	Kiick	31	114	3.7	19	1
Oct 17	L	10-17	Oakland	63,241	Upchurch	6	71	11.8	25	1
Oct 24	W	35-26	at Kansas City	57,961	Ramsley	13	51	3.9	15	0
Oct 31	L	6-19	at Oakland	52,169	Odoms	3	36	12.0	15t	2
Nov 7	W	48-13	Tampa Bay	62,503	Franckowiak	12	25	2.1	7	0
Nov 14	W	17-0	at San Diego	32,017	Van Heusen	1	20	20.0	20	0
Nov 21	W	14-13	New York Giants	62,961	Dolbin	2	5	2.5	8	0
Nov 28	L	14-38	at New England	61,128	Penrose	2	-3	-1.5	-1	0
Dec 5	W	17-16	Kansas City	57,995	Moses	1	-4	-4.0	-4	0
Dec 12	W	28-14	at Chicago	44,459	BRONCOS	500	1932	3.9	31	14
					OPPONENTS	496	1709	3.4	26	14

TEAM STATISTICS		Den	Opp	RECEIVING		No.	Yds.	Avg.	Long	TD	
TOTAL FIRST DOWNS		239	222	Armstrong	39	457	11.7	36t	1		
Rushing		106	90	Odoms	30	477	15.9	47	3		
Passing		114	104	Moses	25	498	19.9	71t	7		
Penalty		19	28	Keyworth	22	201	9.1	31	1		
3RD DOWN: MADE/ATT		69/193	73/222	Dolbin	19	354	18.6	40	1		
3rd Down Pct.		35.8	32.9	Upchurch	12	340	28.3	59t	1		
TOTAL NET YARDS		4136	3734	Kiick	10	78	7.8	19	1		
Avg. Per Game		295.4	266.7	Franckowiak	4	42	10.5	11	0		
Total Plays		901	919	Perrin	4	35	8.8	15	0		
Avg. Per Play		4.6	4.1	Schultz	2	29	14.5	16	0		
NET YARDS RUSHING		1932	1709	Lyons	1	-1	-1.0	-1	0		
Avg. Per Game		138.0	122.1	BRONCOS	168	2510	14.9	71t	15		
Total Rushes		500	496	OPPONENTS	214	2265	10.6	58	8		
Avg. Per Rush		3.9	3.4								
NET YARDS PASSING		2204	2025	INTERCEPTIONS		No.	Yds.	Avg.	Long	TD	
Avg. Per Game		157.4	144.6	Jackson	7	136	19.4	46t	1		
Sacked/Yards Lost		48/306	32/240	Rowser	4	104	26.0	41t	2		
Gross Yards		2510	2265	Foley	4	95	23.8	34	0		
Att./Completions		353/168	391/214	Gradishar	3	44	14.7	31t	1		
Completion Pct.		47.6	54.7	Swenson	2	26	13.0	26	0		
Had Intercepted		22	24	Jones	2	7	3.5	7	0		
PUNTS/AVERAGE		84/35.1	91/37.3	Rizzo	1	8	8.0	8	0		
NET PUNTING AVG		29.9	28.5	Poitt	0	0	0.0	0	0		
PUNT RETURNS/AVG		51/12.5	43/8.7	Wright	0	*32	-	32	0		
KICKOFF RETURNS/AVG		46/23.4	50/24.1	BRONCOS	24	452	18.8	65	4		
MISC. RETURNS/AVG		12/5.7	6/0.9	OPPONENTS	22	260	11.8	28	3		
INTERCEPTIONS/RET.		24/19.0	22/11.8	<i>*return yardage gained by lateral</i>							
PENALTIES/YARDS		105/986	88/715	PUNTING		No.	Yds.	Avg.	TB	In20	Long
FUMBLES/BALL LOST		23/12	23/13	Weese	52	1852	35.6	1	5	55	
TOUCHDOWNS		39	25	Van Heusen	31	1093	35.3	2	4	52	
Rushing		14	14	BRONCOS	*84	2945	35.1	3	9	55	
Passing		15	8	OPPONENTS	91	3391	37.3	8	23	64	
Returns		10	3	<i>*Includes one team punt for 0 yards</i>							
EXTRA POINTS/ATT		36/39	20/25	PUNT RETURNS		No.	FC	Yds.	Avg.	Long	TD
FIELD GOALS/ATT		15/21	12/27	Upchurch	39	3	536	13.7	92t	4	
TOTAL POINTS		315	206	Thompson	6	0	60	10.0	20	0	
				Foley	5	0	42	8.4	16	0	
				Schultz	1	2	2.0	2	0	0	
				BRONCOS	51	5	640	12.5	92t	4	
				OPPONENTS	43	5	372	8.7	64t	1	

SCORE BY PERIODS		1	2	3	4	OT	Total	KICKOFF RETURNS		No.	Yds.	Avg.	Long	TD
BRONCOS		70	71	88	86	0	315	Perrin	14	391	27.9	43	0	
OPPONENTS		30	87	36	83	0	206	Schultz	3	82	27.3	38	0	
								Upchurch	22	514	23.4	64	0	
								Hyde	1	17	17.0	17	0	
								Brown	3	41	13.7	14	0	
								Franckowiak	2	22	11.0	14	0	
								Goodman	1	8	8.0	8	0	
								BRONCOS	46	1075	23.4	64	0	
								OPPONENTS	50	1206	24.1	43	0	

SCORING		TD	Ru	Pa	Rt	PAT	FG	S	PTS	FIELD GOAL BREAKDOWN		Distance	1-19	20-29	30-39	40-49	50+
Turner		0	0	0	0	36/39	15/21	0	81	Turner	1/1	7/8	4/5	3/7	—	—	—
Moses		7	0	7	0	0/0	0/0	0	42	OPPONENTS	1/2	4/6	3/7	4/11	0/2		
Armstrong		6	5	1	0	0/0	0/0	0	36	TURNER: (20G,30G) (47G) (40W,47G,25G,36G, 27G) (31G,49S) ()							
Upchurch		6	1	1	4	0/0	0/0	0	36	(21G,28G) (19G,33G) (44B, 42G) (44S) () (38B,20G) (27HU) ()							
Odoms		5	2	3	0	0/0	0/0	0	30	SACKS: Chavous 8, Gradishar 7, Carter 4, T. Jackson 4, P. Smith 3, Hammond 1, Jones 1, Swenson 1, Rizzo 1, Moore 1, Dolbin 1, TOTAL 32.0							
Keyworth		4	3	1	0	0/0	0/0	0	24								
Kiick		2	1	0	0	0/0	0/0	0	12								
Perrin		2	2	0	0	0/0	0/0	0	12								
Rowser		2	0	0	2	0/0	0/0	0	12								
Dolbin		1	0	1	0	0/0	0/0	0	6								
Jackson		1	0	0	1	0/0	0/0	0	6								
Poitt		1	0	0	1	0/0	0/0	0	6								
Gradishar		1	0	0	1	0/0	0/0	0	6								
Jones		1	0	0	1	0/0	0/0	0	6								
BRONCOS		39	14	15	10	36/39	15/21	0	315								
OPPONENTS		25	14	8	3	20/25	12/28	0	206								

PASSING		Att.	Comp.	Yds.	Comp.%	Yd./Att.	TD	TD%	Int	Int%	LG	Sack/Lost	Rtg.
Ramsley		270	128	1931	47.4	7.15	11	4.1	13	4.8	71t	39/261	65.1
Weese		47	24	314	51.1	6.68	1	2.1	6	12.8	43	9/45	39.9
Penrose		36	16	265	44.4	7.36	3	8.3	3	8.3	41	0/0	62.8
BRONCOS		353	168	2510	47.6	7.11	15	4.2	22	6.2	71t	48/306	59.6
OPPONENTS		391	214	2265	54.7	5.79	8	2.0	24	6.1	58	32/240	53.1

1976 DEFENSIVE STATS

(based on unofficial press box statistics)

	TT	UT	A	SACKS	I-YDS	FR
1 Gradishar	137	101	36	7	3-44	1
2 Thompson	83	60	23	0	0-0	0
3 Jackson	77	58	19	4	7-136	2
4 Rizzo	76	59	17	1	1-8	0
5 Swenson	75	55	20	1	2-31	1
6 Carter	70	51	19	4	0-0	1
7 Chavous	60	44	16	8	0-0	0
8 Wright	50	39	11	0	0-0	0
9 Rowser	43	34	9	0	4-104	1
10 Foley	42	33	9	0	4-95	0
11 Turk	37	26	11	0	0-0	1
12 Smith	31	21	10	3	0-0	0
13 Jones	29	27	2	1	2-7	1
Grant	29	22	7	0	0-0	0
15 Baska	18	12	6	0	0-0	1
16 Evans	16	13	3	0	0-0	1
17 White	10	9	1	0	0-0	1
18 Moore	6	6	0	1	0-0	0
Polti	6	4	2	0	1-0	0
Pane	6	3	3	0	0-0	0
21 Hammond	5	4	1	1	0-0	0
22 Hardee	1	1	0	0	0-0	0
Dolbin	1	1	0	1	0-0	0
TOTALS	908	683	225	32	24-425	11

1976 GAMES STARTED

OFFENSE		DEFENSE	
QB Penrose, Craig	2	DE Chavous, Barney	14
QB Ramsey, Steve	12	DE Smith, Paul	10
RB Armstrong, Otis	14	DE Turk, Godwin	2
RB Frankowiak, Mike	1	DE White, Jim	1
RB Keyworth, Jon	13	DT Alzado, Lyle	1
WR Dolbin, Jack	5	DT Carter, Rubin	14
WR Moses, Haven	14	DT Grant, John	10
WR Upchurch, Rick	9	LB Gradishar, Randy	14
TE Odoms, Riley	14	LB Jackson, Tom	14
C Maples, Bobby	10	LB Rizzo, Joe	12
C Olson, Phil	4	LB Swenson, Bob	6
T Bain, Bill	13	CB Foley, Steve	6
T Minor, Claudie	14	CB Jones, Calvin	8
T Montgomery, Marv	1	CB Wright, Louis	14
G Glassic, Tom	14	S Rowser, John	14
G Lyons, Tommy	14	S Thompson, Billy	14

1976 COACHES

John Raiston (Head Coach), **Max Coley** (Offensive Coordinator/Backfield), **Joe Collier** (Defensive Coordinator), **Kay Dalton** (Wide Receivers), **Bob Gambold** (Defensive Backs), **Mike Giddings** (Asst. Offensive Line), **Charley Johnson** (Quarterbacks), **Stan Jones** (Defensive Line), **Myrel Moore** (Linebackers), **Doc Ulrich** (Offensive Line)

1976 LEADERS / RANKINGS

INDIVIDUAL	PLAYER	NO.	AFC RANK	NFL RANK	NFL LEADER	NO.
Points	Turner	81	6t	13	Linhart (BAL)	109
Rushing Yards	Armstrong	1,008	6	11	Simpson (BUF)	1,503
Passing Yards	Ramsey	1,931	8	13	Jones (BAL)	3,104
Passer Rating	Ramsey	65.1	9	14	Stabler (OAK)	103.4
Receiving Yards	Moses	498	18	36	Carr (BAL)	1,112
Receptions	Armstrong	39	19	33	Lane (KC)	66
Interceptions	Jackson	7	3t	6t	Jackson, M. (LA)	10

OFFENSE	NO.	AFC RANK	NFL RANK	NFL LEADER	NO.
Points Per Game	22.5	6	7	Baltimore	26.1
Total Yards Per Game	295.4	11	16	Baltimore	374.0
Yards Per Play	4.6	10t	14t	Oakland	5.5
Rushing Yards Per Game	138.0	10	19	Pittsburgh	212.2
Net Passing Yards Per Game	157.4	7	12	Baltimore	209.5

DEFENSE	NO.	AFC RANK	NFL RANK	NFL LEADER	NO.
Points Per Game	14.7	2	6	Pittsburgh	9.9
Total Yards Per Game	266.7	3	8	Pittsburgh	237.4
Yards Per Play	4.1	2	5t	Pittsburgh	3.8
Rushing Yards Per Game	122.1	2	3	Pittsburgh	104.1
Net Passing Yards Per Game	144.6	4	12	Minnesota	112.5

1976 KEY AWARDS

Pro Bowl (2): RB Otis Armstrong, WR Rick Upchurch. **AP All-Pro (1):** KR Rick Upchurch (first team).

1976 NFL STANDINGS

AFC EAST

Team	W	L	T	Pct	PF	PA
y-Baltimore	11	3	0	.786	417	246
x-New England	11	3	0	.786	376	236
Miami	6	8	0	.429	263	264
New York Jets	3	11	0	.214	169	383
Buffalo	2	12	0	.143	245	363

AFC CENTRAL

Team	W	L	T	Pct	PF	PA
y-Pittsburgh	10	4	0	.714	342	138
Cincinnati	10	4	0	.714	335	210
Cleveland	9	5	0	.643	267	287
Houston	5	9	0	.357	222	273

AFC WEST

Team	W	L	T	Pct	PF	PA
*y-Oakland	13	1	0	.929	350	237
Denver	9	5	0	.643	315	206
San Diego	6	8	0	.429	248	285
Kansas City	5	9	0	.357	290	376
Tampa Bay	0	14	0	.000	125	412

NFC EAST

Team	W	L	T	Pct	PF	PA
y-Dallas	11	3	0	.786	296	194
x-Washington	10	4	0	.714	291	217
St. Louis	10	4	0	.714	309	267
Philadelphia	4	10	0	.286	165	286
New York Giants	3	11	0	.214	170	250

NFC CENTRAL

Team	W	L	T	Pct	PF	PA
*y-Minnesota	11	2	1	.821	305	176
Chicago	7	7	0	.500	253	216
Detroit	6	8	0	.429	262	220
Green Bay	5	9	0	.357	218	299

NFC WEST

Team	W	L	T	Pct	PF	PA
y-Los Angeles	10	3	1	.750	351	190
San Francisco	8	6	0	.571	270	190
Atlanta	4	10	0	.286	172	312
New Orleans	4	10	0	.286	253	346
Seattle	2	12	0	.143	229	429

x - Wild Card Qualifier; y - Division Title; * - Home-field Advantage

DIVISIONAL PLAYOFF GAMES

- 12/18 - at Oakland 24, New England 21
- 12/18 - at Minnesota 35, Washington 20
- 12/19 - Pittsburgh 40, at Baltimore 14
- 12/19 - Los Angeles 14, at Dallas 12

CONFERENCE CHAMPIONSHIPS

- 12/26 - at Oakland 24, Pittsburgh 7
- 12/26 - at Minnesota 24, Los Angeles 13

SUPER BOWL XI (PASADENA, CALIF.)

- 1/9 - Oakland 32, Minnesota 14

1975 FINAL STATISTICS (6-8)

Head Coach: John Ralston AFC West: 2nd Home Stadium: Mile High Stadium

Date	W-L	Score	Opponent	Attendance	RUSHING	No.	Yds.	Avg.	Long	TD
Sept 21	W	37-33	Kansas City	51,858	Keyworth	182	725	4.0	34	3
Sept 29	W	23-13	Green Bay	52,491	Little	125	445	3.6	19	2
Oct 5	L	14-38	at Buffalo	79,798	Lynch	57	218	3.8	20	3
Oct 12	L	9-20	at Pittsburgh	49,164	Armstrong	31	155	5.0	33	0
Oct 19	W	16-15	Cleveland	52,540	Ross	42	121	2.9	21	0
Oct 26	L	13-26	at Kansas City	70,043	Upchurch	16	97	6.1	15	1
Nov 2	L	17-42	Oakland	52,330	Dolbin	5	72	14.4	25	0
Nov 9	L	16-17	Cincinnati	49,702	Hufnagel	8	47	5.9	13	0
Nov 16	W	27-17	at San Diego	26,048	Ramsey	6	38	6.3	17	0
Nov 23	L	21-35	at Atlanta	28,686	Odoms	5	27	5.4	12	0
Nov 30	W	13-10	San Diego (OT)	44,982	Van Heusen	2	26	13.0	24	0
Dec 8	L	10-17	at Oakland	51,075	Johnson	10	21	2.1	13	0
Dec 14	W	25-10	Philadelphia	36,860	Franckowiak	1	1	1.0	1	0
Dec 20	L	13-14	at Miami	43,064	BRONCOS	490	1993	4.1	34	9
					OPPONENTS	526	1974	3.8	6.5	19

TEAM STATISTICS	Den	Opp
TOTAL FIRST DOWNS	268	247
Rushing	109	121
Passing	137	104
Penalty	22	22
3RD DOWN: MADE/ATT	84/212	76/209
3rd Down Pct.	39.6	36.4
TOTAL NET YARDS	4534	4006
Avg. Per Game	323.9	286.1
Total Plays	964	901
Avg. Per Play	4.7	4.4
NET YARDS RUSHING	1993	1974
Avg. Per Game	142.4	141.0
Total Rushes	490	526
Avg. Per Rush	4.1	3.8
NET YARDS PASSING	2541	2032
Avg. Per Game	181.5	145.1
Sacked/Yards Lost	47/359	27/213
Gross Yards	2900	2245
Att./Completions	427/210	348/181
Completion Pct.	49.2	52.5
Had Intercepted	34	16
PUNTS/AVERAGE	63/39.9	76/42.1
PUNT RETURNS/AVG	41/11.5	39/13.7
KICKOFF RETURNS/AVG	59/24.5	57/22.3
MISC. RETURNS/AVG	4/68	1/6
INTERCEPTIONS/RET.	16/18.3	34/13.1
PENALTIES/YARDS	92/785	88/779
FUMBLES/BALL LOST	28/14	37/16
TOTAL POINTS	254	307
Avg. Points per Game	18.1	21.9
Touchdowns	28	35
By Rushing	9	19
By Passing	15	14
By Returns	4	2
Field Goals	21/29	21/28
Conversions	23/28	34/35

SCORE BY PERIODS	1	2	3	4	OT	Total
BRONCOS	36	86	41	88	3	254
OPPONENTS	54	81	88	84	0	307

SCORING	TD	Ru	Pa	Rt	PAT	FG	S	PTS
Turner	0	0	0	0	23/26	21/28	0	86
Keyworth	4	3	1	0	0/0	0/0	0	24
Dolbin	4	0	3	1	0/0	0/0	0	24
Little	4	2	2	0	0/0	0/0	0	24
Lynch	4	3	1	0	0/0	0/0	0	24
Odoms	4	0	3	1	0/0	0/0	0	24
Upchurch	3	1	2	0	0/0	0/0	0	18
Moses	2	0	2	0	0/0	0/0	0	12
Van Heusen	1	0	1	0	0/0	0/0	0	6
Gradishar	1	0	0	1	0/0	0/0	0	6
Smith	1	0	0	1	0/0	0/0	0	6
BRONCOS	28	9	15	4	23/28	21/28	0	254
OPPONENTS	35	19	14	2	34/35	21/28	0	307

RECEIVING	No.	Yds.	Avg.	Long	TD
Keyworth	42	314	7.5	19t	1
Odoms	40	544	13.6	43	3
Moses	29	505	17.4	33	2
Little	29	308	10.6	66t	2
Dolbin	22	421	19.1	41	3
Upchurch	18	436	24.2	90t	2
Van Heusen	15	246	16.4	28	1
Ross	7	69	9.9	30	0
Lynch	6	33	5.5	19	1
Brown	1	14	14.0	14	0
Armstrong	1	10	10.0	10	0
BRONCOS	210	2900	13.8	90t	15
OPPONENTS	181	2245	12.4	69	14

INTERCEPTIONS	No.	Yds.	Avg.	Long	TD
Gradishar	3	77	25.7	44	1
Thompson	2	97	48.5	49	0
Thomas	2	66	33.0	36	0
Wright	2	9	4.5	9	0
Jackson	2	0	0.0	0	0
O'Malley	1	38	38.0	0	0
Swenson	1	4	4.0	4	0
Rowser	1	2	2.0	2	0
May	1	0	0.0	0	0
Jones	1	0	0.0	0	0
BRONCOS	16	293	18.3	49	1
OPPONENTS	34	447	13.1	41	1

PUNTING	No.	Yds.	Avg.	Long	B
Van Heusen	63	2515	39.9	64	0
OPPONENTS	76	3200	42.1	60	0

PUNT RETURNS	No.	FC	Yds.	Avg.	Long	TD
Upchurch	27	4	312	11.6	51	0
Thompson	13	1	158	12.2	24	0
Lynch	1	0	0	0.0	0	0
BRONCOS	41	5	470	11.5	51	0
OPPONENTS	39	4	534	13.7	64	0

KICKOFF RETURNS	No.	Yds.	Avg.	Long	TD
Upchurch	40	1084	27.1	58	0
Little	16	307	19.2	32	0
Ross	1	20	20.0	20	0
Severson	1	20	20.0	20	0
Maples	1	15	15.0	15	0
BRONCOS	59	1446	24.5	58	0
OPPONENTS	57	1273	22.3	39	0

FIELD GOAL BREAKDOWN	Distance	1-19	20-29	30-39	40-49	50+
Turner	1/1	7/9	8/10	3/6	2/3	
OPPONENTS	2/2	8/9	4/6	1/3	1/4	

TURNER: (23G) (35G,39G,32G) (22G,39G,36G) (25G,48G,53G) (41N) (22N,53G) (38G) (22G, 46G) (52N,32N) (22G,23N,25G) (40N,18G) (47G,29G) (39G,39G,41N,35N)

SACKS: Alzado 7, P. Smith 4.5, Chavous 4.5, Gradishar 3, T. Jackson 3, Carter 2, Grant 2, Olsen 1, **TOTAL 27.0**

PASSING	Att.	Comp.	Yds.	Comp.%	Yd./Att.	Sack/Lost	TD	TD%	Int	Int%	LG	Rtg.
Ramsey	233	128	1562	54.9	6.70	23/187	9	3.8	14	6.0	66t	63.4
Johnson	142	65	1021	45.8	7.19	10/79	5	3.5	12	8.5	90t	45.4
Hufnagel	51	16	287	31.4	5.62	13/84	1	2.0	8	15.7	80t	18.8
Van Heusen	1	1	30	100.0	30.00	0/0	0	0.0	0	0.0	30	119.0
BRONCOS	427	210	2900	49.2	6.79	47/359	15	3.5	34	8.0	90t	49.9
OPPONENTS	348	181	2245	52.5	6.45	27/213	14	4.0	16	4.6	69	66.6

1975 DEFENSIVE STATS

(based on unofficial press box statistics)

	TT	UT	A	SACKS	I-YDS	FR
1 Gradishar	132	106	26	3	3-77	0
2 T. Jackson	92	67	25	3	2-0	0
3 Alzado	79	55	24	7	0-0	2
4 Thompson	59	51	8	0	2-97	0
5 Grant	57	44	13	2	0-0	3
6 Rizzo	54	38	16	0	0-0	0
7 Carter	52	28	24	2	0-0	0
8 P. Smith	47	34	13	4.5	0-0	1
9 Wright	43	36	7	0	2-9	0
10 Chavous	42	28	14	4.5	0-0	0
11 Rowser	37	32	5	0	1-2	1
12 Swenson	31	26	5	0	1-4	0
13 O'Malley	29	25	4	0	1-38	0
May	29	20	9	0	1-0	0
15 Jones	26	24	2	0	1-0	0
16 E. Thomas	19	14	5	0	2-66	1
17 Severson	18	11	7	0	0-0	2
18 Polt	15	7	8	0	0-0	0
19 Olsen	14	12	2	1	0-0	0
20 Maples	6	6	0	0	0-0	0
TOTALS	881	664	217	27	16-293	10

1975 GAMES STARTED

OFFENSE	DEFENSE		
OB Hufnagel, John	1	DE Carter, Rubin	7
OB Johnson, Charley	6	DE Chavous, Barney	9
OB Ramsey, Steve	7	DE Grant, John	13
RB Armstrong, Otis	3	DE Olsen, Phil	1
RB Keyworth, Jon	14	DT Alzado, Lyle	14
RB Little, Floyd	10	DT Smith, Paul	12
RB Lynch, Fran	1	LB Gradishar, Randy	14
WR Dolbin, Jack	1	LB Jackson, Tom	14
WR Moses, Haven	14	LB May, Ray	8
WR Van Heusen, Bill	13	LB Rizzo, Joe	6
TE Odoms, Riley	14	CB Jones, Calvin	8
C Maples, Bobby	14	CB/S Rowser, John	13
T Current, Mike	7	CB Thomas, Earlie	6
T Minor, Claudie	14	CB Wright, Louis	11
T Montgomery, Marv	7	S Polt, Randy	1
T Rogers, Stan	2	S Severson, Jeff	3
G Howard, Paul	14	S Thompson, Billy	14
G Lyons, Tom	10		
G Schaukowitz, Carl	2		

1975 COACHES

John Ralston (Head Coach), **Max Coley** (Offensive Coordinator/Backfield), **Joe Collier** (Defensive Coordinator), **Kay Dalton** (Wide Receivers), **Jerry Field** (Offensive Line), **Bob Gambold** (Defensive Backs), **Myrel Moore** (Linebackers/Special Teams), **Doc Ulrich** (Defensive Line).

1975 LEADERS / RANKINGS

INDIVIDUAL	PLAYER	NO.	AFC RANK	NFL RANK	NFL LEADER	NO.
Points	Turner	86	6	10	Simpson (BUF)	138
Rushing Yards	Keyworth	725	9	16	Simpson (BUF)	1,817
Passing Yards	Ramsey	1,562	11	21	Anderson (CIN)	3,169
Passer Rating	Ramsey	63.4	6	12	Anderson (CIN)	93.9
Receiving Yards	Odoms	544	19t	34t	Burrough (HOU)	1,063
Receptions	Keyworth	42	13t	26t	Foreman (MIN)	73
Interceptions	Gradishar	3	29t	54t	Blount (PIT)	11

OFFENSE	NO.	AFC RANK	NFL RANK	NFL LEADER	NO.
Points Per Game	18.1	11	17	Buffalo	30.0
Total Yards Per Game	323.9	5	10	Buffalo	390.5
Yards Per Play	4.7	7t	12t	Buffalo	5.7
Rushing Yards Per Game	142.4	8	13	Buffalo	212.4
Net Passing Yards Per Game	181.5	2	7	Cincinnati	231.5

DEFENSE	NO.	AFC RANK	NFL RANK	NFL LEADER	NO.
Points Per Game	21.9	7	18	Los Angeles	9.6
Total Yards Per Game	286.1	5	9	Minnesota	225.2
Yards Per Play	4.4	4t	8t	Los Angeles	3.9
Rushing Yards Per Game	141.0	6	13	Minnesota	109.4
Net Passing Yards Per Game	145.1	5	7	Minnesota	115.8

1975 KEY AWARDS

Pro Bowl (2): LB Randy Gradishar, TE Riley Odoms. **All-Pro (1):** TE Riley Odoms.

1975 NFL STANDINGS

AFC EAST

Team	W	L	T	Pct	PF	PA
y-Baltimore	10	4	0	.714	395	269
Miami	10	4	0	.714	357	222
Buffalo	8	6	0	.571	420	355
New York Jets	3	11	0	.214	258	433
New England	3	11	0	.214	258	358

AFC CENTRAL

Team	W	L	T	Pct	PF	PA
*y-Pittsburgh	12	2	0	.857	373	162
x-Cincinnati	11	3	0	.786	340	246
Houston	10	4	0	.714	293	226
Cleveland	3	11	0	.214	218	372

AFC WEST

Team	W	L	T	Pct	PF	PA
y-Oakland	11	3	0	.786	375	255
Denver	6	8	0	.429	254	307
Kansas City	5	9	0	.357	282	341
San Diego	2	12	0	.143	189	345

NFC EAST

Team	W	L	T	Pct	PF	PA
y-St. Louis	11	3	0	.786	356	276
x-Dallas	10	4	0	.714	350	268
Washington	8	6	0	.571	325	276
New York Giants	5	9	0	.357	216	306
Philadelphia	4	10	0	.286	225	302

NFC CENTRAL

Team	W	L	T	Pct	PF	PA
*y-Minnesota	12	2	0	.857	377	180
Detroit	7	7	0	.500	245	262
Chicago	4	10	0	.286	191	379
Green Bay	4	10	0	.286	226	285

NFC WEST

Team	W	L	T	Pct	PF	PA
y-Los Angeles	12	2	0	.857	312	135
San Francisco	5	9	0	.357	255	286
Atlanta	4	10	0	.286	240	289
New Orleans	2	12	0	.143	165	360

x - Wild Card Qualifier; y - Division Title; * - Home-field Advantage

DIVISIONAL PLAYOFF GAMES

12/27 - at Pittsburgh 28, Baltimore 10
 12/27 - at Los Angeles 35, St. Louis 23
 12/28 - at Oakland 31, Cincinnati 28
 12/28 - Dallas 17, at Minnesota 14

CONFERENCE CHAMPIONSHIPS

1/4 - at Pittsburgh 16, Oakland 10
 1/4 - Dallas 37, at Los Angeles 7

SUPER BOWL X (MIAMI)

1/18 - Pittsburgh 21, Dallas 17

1974 FINAL STATISTICS (7-6-1)

Head Coach: John Ralston AFC West: 2nd Home Stadium: Mile High Stadium

Date	W-L	Score	Opponent	Attendance	RUSHING	No.	Yds.	Avg.	Long	TD
Sept 15	L	10-17	Los Angeles	56,981	Armstrong	263	1407	5.3	43	9
Sept 22	T	35-35	Pittsburgh (OT)	50,858	Keyworth	81	374	4.6	30t	10
Sept 30	L	3-30	at Washington	54,395	Little	117	312	2.7	22	1
Oct 6	W	17-14	at Kansas City	67,298	Odoms	4	25	6.3	31	0
Oct 13	W	33-17	New Orleans	50,748	Hufnagel	2	22	11.0	18	0
Oct 20	W	27-7	San Diego	50,748	Moses	2	16	8.0	11	0
Oct 27	L	21-23	at Cleveland	60,478	Ross	3	8	2.7	7	0
Nov 3	L	17-28	Oakland	45,766	Stowe	1	1	1.0	1	0
Nov 10	W	17-6	at Baltimore	32,244	Van Heusen	1	-1	-1.0	-1	0
Nov 18	L	34-42	at Kansas City	50,236	Lynch	3	-2	-0.7	1	0
Nov 24	W	20-17	at Oakland	51,224	Ramsey	5	-2	-0.4	1	0
Nov 28	W	31-27	at Detroit	51,157	Johnson	4	-3	-0.8	-1	0
Dec 8	W	37-14	Houston	46,942	BRONCOS	486	2157	4.4	43	20
Dec 15	L	0-17	at San Diego	35,756	OPPONENTS	487	1808	3.7	27	17

TEAM STATISTICS		Den	Opp	RECEIVING	No.	Yds.	Avg.	Long	TD
TOTAL FIRST DOWNS		258	265	Odoms	42	639	15.2	41	6
Rushing		120	109	Armstrong	38	405	10.7	48t	3
Passing		118	135	Moses	34	559	16.4	42	2
Penalty		20	21	Little	29	344	11.8	72	0
3RD DOWN: MADE/ATT		63/176	88/218	Van Heusen	16	421	26.3	73t	4
3rd Down Pct.		35.8	40.4	Keyworth	12	109	9.1	18	0
TOTAL NET YARDS		4485	4391	Simmons	10	161	16.1	36	2
Avg. Per Game		320.4	313.6	Stowe	2	9	4.5	5	1
Total Plays		861	945	Ross	1	13	13.0	13	0
Avg. Per Play		5.2	4.6	BRONCOS	184	2660	14.5	73t	18
NET YARDS RUSHING		2157	1808	OPPONENTS	237	2805	11.8	61t	14
Avg. Per Game		154.1	129.1						
Total Rushes		486	487						
Avg. Per Rush		4.4	3.7						
NET YARDS PASSING		2328	2583						
Avg. Per Game		166.3	184.5						
Sacked/Yards Lost		45/332	32/222						
Gross Yards		2660	2805						
Att./Completions		329/184	426/237						
Completion Pct.		55.9	55.6						
Had Intercepted		17	22						
PUNTS/AVERAGE		75/40.3	70/42.6						
PUNT RETURNS/AVG		43/11.0	45/11.8						
KICKOFF RETURNS/AVG		54/22.0	57/24.0						
MISC. RETURNS/AVG		1/2	3/57						
INTERCEPTIONS/RET.		22/14.0	17/17.9						
PENALTIES/YARDS		76/632	78/585						
FUMBLES/BALL LOST		23/13	22/11						
TOTAL POINTS		302	294						
Avg. Points per Game		21.6	21.0						
Touchdowns		39	35						
By Rushing		20	17						
By Passing		18	14						
By Returns		1	4						
Field Goals		11/21	16/42						
Conversions		35/39	34/35						

INTERCEPTIONS		No.	Yds.	Avg.	Long	TD
Thompson		5	105	21.0	38t	1
Jones		5	19	3.8	11	0
Rowser		4	56	14.0	33	0
May		2	40	20.0	25	0
T. Jackson		1	39	39.0	39	0
Greer		1	23	23.0	23	0
Laskey		1	3	3.0	3	0
Pitts		1	2	2.0	2	0
E. Smith		1	0	0.0	0	0
Tyler		1	0	0.0	0	0
Hepburn		0	*22	0.0	22	0
BRONCOS		22	309	14.0	39	1
OPPONENTS		17	304	17.9	55t	3

*return yardage gained by lateral

PUNTING		No.	Yds.	Avg.	Long	B
Van Heusen		75	3024	40.3	61	0
OPPONENTS		70	2985	42.6	66	0

PUNT RETURNS		No.	FC	Yds.	Avg.	Long	TD
Thompson		26	1	350	13.5	60	0
Little		4	1	34	8.5	17	0
Greer		13	5	90	6.9	12	0
BRONCOS		43	7	474	11.0	60	0
OPPONENTS		45	1	529	11.8	72	0

SCORE BY PERIODS		1	2	3	4	OT	Total
BRONCOS		80	80	91	51	0	302
OPPONENTS		65	88	73	68	0	294

SCORING		TD	Ru	Pa	Rt	PAT	FG	S	PTS
Armstrong		12	9	3	0	0/0	0/0	0	72
Turner		0	0	0	0	35/38	11/21	0	68
Keyworth		10	10	0	0	0/0	0/0	0	60
Odoms		6	0	6	0	0/0	0/0	0	36
Van Heusen		4	0	4	0	0/0	0/0	0	24
Simmons		2	0	2	0	0/0	0/0	0	12
Moses		2	0	2	0	0/0	0/0	0	12
Thompson		1	0	0	1	0/0	0/0	0	6
Little		1	1	0	0	0/0	0/0	0	6
Stowe		1	0	1	0	0/0	0/0	0	6
BRONCOS		39	20	18	1	35/39	11/21	0	302
OPPONENTS		35	17	14	4	34/35	16/42	1	294

KICKOFF RETURNS		No.	Yds.	Avg.	Long	TD
Thompson		13	325	25.0	37	0
Armstrong		16	386	24.1	41	0
Keyworth		4	85	22.3	26	0
Little		8	171	21.4	31	0
Brown		3	56	18.7	22	0
Ross		7	117	16.7	31	0
Criter		3	48	16.0	20	0
BRONCOS		54	1188	22.0	41	0
OPPONENTS		57	1369	24.0	84t	1

FIELD GOAL BREAKDOWN		Distance	1-19	20-29	30-39	40-49	50+
Turner			0/1	3/4	6/7	2/8	0/1
OPPONENTS			2/2	8/9	4/6	1/3	1/4

TURNER: (39G) (41N) (34G) (41G,19N) (24N) (34G, 20G) (47N,51N) (27G) (37G) (1) (30G,33G,42N) (42N,21G,45N) (43G,44N) (31N)

SACKS: Alzado 13, Chavous 9, T. Jackson 4, Duranko 1, Grant 1, May 1, E. Smith 1, Simone 1, Pitts 1, **TOTAL 32.0**

PASSING		Att.	Comp.	Yds.	Comp.%	Yd./Att.	Sack/Lost	TD	TD%	Int	Int%	LG	Rtg.
Johnson		244	136	1969	55.7	8.07	35/270	13	5.3	9	3.7	73t	84.3
Ramsey		74	41	580	55.4	7.84	9/55	5	6.8	7	9.5	43t	64.0
Hufnagel		10	6	70	60.0	7.00	1/7	0	0.0	1	14.3	28	41.7
Van Heusen		1	1	41	100.0	41.00	0/0	0	0.0	0	0.0	41	120.0
BRONCOS		329	184	2660	55.9	8.09	45/332	18	5.5	17	5.2	73t	79.1
OPPONENTS		426	237	2805	55.6	6.58	32/222	14	3.3	22	5.2	61t	65.3



1974 DEFENSIVE STATS

(based on unofficial press box statistics)

	TT	UT	A	SACKS	I-YDS	FR
1 Jackson	121	80	41	4	1-39	0
2 May	103	68	35	1	2-40	1
3 Thompson	86	63	23	0	5-105	2
4 Alzado	84	58	26	13	0-0	2
5 Chavous	82	53	29	9	0-0	2
6 Grant	54	38	16	1	0-0	0
7 Gradishar	53	42	11	0	0-0	0
0'Malley	53	36	17	0	0-0	0
9 Jones	47	41	6	0	5-19	0
10 Laskey	45	32	13	0	1-3	1
11 Greer	43	27	16	0	1-23	1
12 Rowser	42	36	6	0	4-56	0
13 Simone	29	21	8	1	0-0	1
14 Duranko	28	17	11	1	0-0	0
15 Criter	23	18	5	0	0-0	0
Hepburn	23	17	6	0	0-22	0
17 Pitts	18	14	4	1	1-2	0
18 P. Smith	13	4	9	0	0-0	1
19 Rizzo	10	10	0	0	0-0	0
20 Tyler	8	7	1	0	1-0	0
21 Graham	5	5	0	0	0-0	0
Kampa	5	3	2	0	0-0	0
23 E. Smith	4	2	2	1	1-0	0
TOTALS	979	692	287	32	22-309	11

1974 GAMES STARTED

OFFENSE		DEFENSE	
QB Johnson, Charley	13	DE Alzado, Lyle	14
QB Ramsey, Steve	1	DE Chavous, Barney	14
RB Armstrong, Otis	14	DT Duranko, Pete	9
RB Keyworth, Jon	5	DT Grant, John	13
RB Little Floyd	9	DT Kampa, Bob	1
WR Masters, Billy	1	DT Smith, Ed	3
WR Moses, Haven	13	DT Smith, Paul	2
WR Simmons, Jerry	2	LB Gradishar, Randy	3
WR Van Heusen, Bill	12	LB Jackson, Tom	12
TE Odoms, Riley	14	LB Laskey, Bil	10
C Maples, Bobby	14	LB May, Ray	12
T Current, Mike	14	LB O'Malley, Jim	5
T Minor, Claudie	14	CB Hepburn, Lonnie	4
G Howard, Paul	5	CB Jones, Calvin	14
G Jackson, Larron	9	CB Rowser, John	10
G Lyons, Tom	14	S Greer, Charles	10
		S Pitts, John	4
		S Thompson, Billy	14

1974 COACHES

John Ralston (Head Coach), **Max Coley** (Offensive Coordinator/Backfield), **Joe Collier** (Defensive Coordinator), **Kay Dalton** (Wide Receivers), **Jerry Field** (Offensive Line), **Bob Gambold** (Defensive Backs), **Myrel Moore** (Linebackers/Special Teams), **Doc Ulrich** (Defensive Line).

1974 LEADERS / RANKINGS

INDIVIDUAL	PLAYER	NO.	AFC RANK	NFL RANK	NFL LEADER	NO.
Points	Armstrong	72	71	11t	Marcol (GB)	94
Rushing Yards	Armstrong	1,407	1	1	Armstrong (DEN)	1,407
Passing Yards	Johnson	1,969	5	8	Anderson (CIN)	2,667
Passer Rating	Johnson	84.3	3	4	Anderson (CIN)	95.7
Receiving Yards	Odoms	639	4	12	Branch (OAK)	1,092
Receptions	Odoms	42	4t	15t	Mitchell (BAL)	72
Interceptions	Thompson/Jones	5	8t	13t	Thomas (KC)	12

OFFENSE	NO.	AFC RANK	NFL RANK	NFL LEADER	NO.
Points Per Game	21.6	5	8	Oakland	25.4
Total Yards Per Game	320.4	3	5	Dallas	365.9
Yards Per Play	5.2	2	2	Cincinnati	5.4
Rushing Yards Per Game	154.1	4	5	Dallas	175.3
Net Passing Yards Per Game	166.3	5	9	Washington	200.1

DEFENSE	NO.	AFC RANK	NFL RANK	NFL LEADER	NO.
Points Per Game	21.0	10	22	Los Angeles	12.9
Total Yards Per Game	313.6	9	21	Pittsburgh	219.6
Yards Per Play	4.6	4t	12t	Pittsburgh	3.6
Rushing Yards Per Game	129.1	5	13	Los Angeles	93.0
Net Passing Yards Per Game	184.5	11	24	Pittsburgh	104.7

1974 KEY AWARDS

Pro Bowl (2): RB Otis Armstrong, TE Riley Odoms. **All-Pro (2):** RB Otis Armstrong, TE Riley Odoms.

1974 NFL STANDINGS

AFC EAST

Team	W	L	T	Pct	PF	PA
y-Miami	11	3	0	.786	327	216
x-Buffalo	9	5	0	.643	264	244
New England	7	7	0	.500	348	289
New York Jets	7	7	0	.500	279	300
Baltimore	2	12	0	.143	190	329

AFC CENTRAL

Team	W	L	T	Pct	PF	PA
y-Pittsburgh	10	3	1	.750	305	189
Houston	7	7	0	.500	236	282
Cincinnati	7	7	0	.500	283	259
Cleveland	4	10	0	.286	251	344

AFC WEST

Team	W	L	T	Pct	PF	PA
y-Oakland	12	2	0	.857	355	228
Denver	7	6	1	.563	302	294
Kansas City	5	9	0	.357	233	293
San Diego	5	9	0	.357	212	285

NFC EAST

Team	W	L	T	Pct	PF	PA
y-St. Louis	10	4	0	.714	285	218
x-Washington	10	4	0	.714	320	196
Dallas	8	6	0	.571	297	235
Philadelphia	7	7	0	.500	242	217
New York Giants	2	12	0	.143	195	289

NFC CENTRAL

Team	W	L	T	Pct	PF	PA
y-Minnesota	10	4	0	.714	310	195
Detroit	7	7	0	.500	256	270
Green Bay	6	8	0	.429	210	206
Chicago	4	10	0	.286	152	279

NFC WEST

Team	W	L	T	Pct	PF	PA
y-Los Angeles	10	4	0	.714	263	181
San Francisco	6	8	0	.429	226	236
New Orleans	5	9	0	.357	166	263
Atlanta	3	11	0	.214	111	271

x - Wild Card Qualifier; y - Division Title

DIVISIONAL PLAYOFF GAMES

12/21 - at Oakland 28, Miami 26

12/21 - at Minnesota 30, St. Louis 14

12/22 - at Pittsburgh 32, Buffalo 14

12/22 - at Los Angeles 19, Washington 10

CONFERENCE CHAMPIONSHIPS

12/29 - Pittsburgh 24, at Oakland 13

12/29 - at Minnesota 14, Los Angeles 10

SUPER BOWL IX (NEW ORLEANS)

1/12 - Pittsburgh 16, Minnesota 6

Staff/Coaches Players Roster Breakdown 2021 Season History/Rosters Year-by-Year Stats Postseason Records Honors Miscellaneous

1973 FINAL STATISTICS (7-5-2)

Head Coach: John Ralston AFC West: 3rd Home Stadium: Mile High Stadium

Date	W-L	Score	Opponent	Attendance	RUSHING	No.	Yds.	Avg.	Long	TD
Sept 16	W	28-10	Cincinnati	49,059	Little	256	979	3.8	47	12
Sept 23	L	34-36	San Francisco	51,706	Dawkins	160	706	4.4	72	2
Sept 30	L	14-33	Chicago	51,159	Armstrong	26	90	3.5	24	0
Oct 7	L	14-16	at Kansas City	71,414	Anderson	19	61	3.2	11	1
Oct 14	W	48-20	at Houston	32,801	Odoms	5	53	10.6	21	0
Oct 22	T	23-23	Oakland	51,270	Ross	4	21	4.2	8	0
Oct 28	W	40-28	at New York	55,108	Van Heusen	4	34	8.5	32	0
Nov 4	T	17-17	at St. Louis	46,565	Moses	3	25	8.3	22	1
Nov 11	W	30-19	San Diego	51,034	Johnson	7	-2	-0.3	0	0
Nov 18	W	23-13	at Pittsburgh	48,580	Simmons	1	-4	-4.0	-4	0
Nov 25	W	14-10	Kansas City	51,331	Masters	1	-9	-9.0	-9	0
Dec 2	L	10-22	Dallas	51,508	BRONCOS	487	1954	4.0	72	16
Dec 9	W	42-28	at San Diego	44,954	OPPONENTS	455	1795	4.0	30	14
Dec 16	L	17-21	at Oakland	51,910						

TEAM STATISTICS	Den	Opp
TOTAL FIRST DOWNS	253	239
Rushing	111	97
Passing	127	121
Penalty	15	21
3RD DOWN: MADE/ATT	79/203	77/203
3rd Down Pct.	38.9	37.9
TOTAL NET YARDS	4473	4235
Avg. Per Game	319.5	302.5
Total Plays	893	872
Avg. Per Play	5.0	4.9
NET YARDS RUSHING	1954	1795
Avg. Per Game	139.6	128.2
Total Rushes	487	455
Avg. Per Rush	4.0	4.0
NET YARDS PASSING	2519	2440
Avg. Per Game	179.9	174.3
Sacked/Yards Lost	27/187	36/326
Gross Yards	2706	2766
Att./Completions	378/196	417/202
Completion Pct.	51.9	48.4
Had Intercepted	20	14
PUNTS/AVERAGE	69/45.1	69/43.3
PUNT RETURNS/AVG	40/10.1	31/8.3
KICKOFF RETURNS/AVG	36/22.0	61/20.4
MISC. RETURNS/AVG	4/25	6/57
INTERCEPTIONS/RET.	14/15.7	20/16.6
PENALTIES/YARDS	83/745	84/837
FUMBLES/BALL LOST	21/9	26/15
TOTAL POINTS	354	296
Avg. Points per Game	25.2	21.1
Touchdowns	41	31
By Rushing	16	14
By Passing	22	15
By Returns	3	2
Field Goals	22/33	28/35
Conversions	40/41	30/31

SCORE BY PERIODS	1	2	3	4	OT	Total
BRONCOS	79	83	80	112	—	354
OPPONENTS	57	98	72	69	—	296

SCORING	TD	Ru	Pa	Rt	PAT	FG	S	PTS
Turner	0	0	0	40/40	22/33	0	106	
Little	13	12	0	0	0/0	0/0	0	78
Moses	9	1	8	0	0/0	0/0	0	54
Odoms	7	0	7	0	0/0	0/0	0	42
Washington	3	0	3	0	0/0	0/0	0	18
Thompson	2	0	0	2	0/0	0/0	0	12
Dawkins	2	2	0	0	0/0	0/0	0	12
Anderson	1	1	0	0	0/0	0/0	0	6
Armstrong	1	0	1	0	0/0	0/0	0	6
Simmons	1	0	1	0	0/0	0/0	0	6
Van Heusen	1	0	1	0	0/0	0/0	0	6
Mitchell	1	0	0	1	0/0	0/0	0	6
Criter	0	0	0	0	0/0	0/0	1	2
BRONCOS	41	16	22	3	40/41	22/33	1	354
OPPONENTS	31	14	15	2	30/31	28/35	1	296

PASSING	Att.	Comp.	Yds.	Comp.%	Yd./Att.	Sack/Lost	TD	TD%	Int	Int%	LG	Rtg.
Johnson	346	184	2465	53.2	7.12	26/177	20	5.8	17	4.9	62	75.3
Ramsey	27	10	194	37.0	7.18	0/0	2	7.4	2	7.4	76	56.7
Anderson	3	2	47	66.6	15.73	0/0	0	0.0	0	0.0	0	150.0
Van Heusen	1	0	0	0.0	0.00	1/10	0	0.0	0	0.0	0	0.0
Turner	1	0	0	0.0	0.00	0/0	0	0.0	1	100.0	0	0.0
BRONCOS	378	196	2706	51.9	7.16	27/187	22	5.8	20	5.3	76	72.5
OPPONENTS	417	202	2766	48.4	6.63	36/326	16	3.8	14	3.4	80	68.9

RECEIVING	No.	Yds.	Avg.	Long	TD
Odoms	43	629	14.6	47	7
Little	41	423	10.3	50	1
Dawkins	30	329	11.0	42	0
Moses	28	518	18.5	76	8
Anderson	15	153	10.2	29	0
Simmons	13	249	19.2	53	1
Washington	10	150	15.0	28	3
Van Heusen	8	149	18.6	62	1
Masters	5	65	13.0	28	0
Armstrong	2	43	21.5	36	1
L. Jackson	1	-2	-2.0	-2	0
BRONCOS	196	2706	13.8	76	22
OPPONENTS	202	2766	13.7	80	15

INTERCEPTIONS	No.	Yds.	Avg.	Long	TD
Jones	4	69	17.3	31	0
Thompson	3	96	32.0	59	1
Mitchell	2	43	21.5	40	1
Laskey	2	3	1.5	3	0
Forsberg	1	7	7.0	7	0
May	1	1	1.0	1	0
Greer	1	1	1.0	1	0
BRONCOS	14	220	15.7	59	2
OPPONENTS	20	331	16.6	80	1

PUNTING	No.	Yds.	Avg.	Long	B
Van Heusen	69	3114	45.1	78	0
BRONCOS	69	2988	43.3	78	1

PUNT RETURNS	No.	FC	Yds.	Avg.	Long	TD
Thompson	30	6	366	12.2	53	0
Tyler	4	0	20	5.0	6	0
Greer	3	3	11	3.7	11	0
Little	1	0	7	7.0	7	0
Mitchell	1	0	0	0.0	0	0
Criter	1	0	0	0.0	0	0
BRONCOS	40	9	404	10.1	53	0
OPPONENTS	31	12	257	8.3	44	0

KICKOFF RETURNS	No.	Yds.	Avg.	Long	TD
Armstrong	20	472	23.6	50	0
Dawkins	10	222	22.2	31	0
Thompson	1	25	25.0	25	0
Tyler	1	23	23.0	23	0
R. Montgomery	1	22	22.0	22	0
Lynch	1	14	14.0	14	0
Forsberg	1	12	12.0	12	0
Simone	1	3	3.0	3	0
BRONCOS	36	793	22.0	50	0
OPPONENTS	61	1244	20.4	82	1

FIELD GOAL BREAKDOWN	Distance	1-19	20-29	30-39	40-49	50+
Turner		5/5	5/5	8/9	3/9	1/5
OPPONENTS		8/8	6/8	6/7	8/10	0/2

TURNER: () (34G,28G) () (49N,51N) (32G,12G) (47N,52N,43G,37G,35G) (21G,47G,19G,33G) (45N,44N,42N,12G) (39G,39N) (32G,52N,11G,46G) (50N) (29G) (40N,25G,35G,15G,29G,) (50G)

SACKS: P. Smith 11, Alzado 9, Chavous 6, Duranko 6, May 3, Forsberg 1, Graham 1, Thompson 1, **TOTAL 38.0**

1973 DEFENSIVE STATS

(based on unofficial press box statistics)

	TT	UT	A	SACKS	I-YDS	FR
1 Graham	95	72	23	1	0-0	1
2 P. Smith	94	70	24	11	0-0	1
3 Alzado	66	46	20	9	0-0	1
4 Duranko	59	44	15	6	0-0	1
5 May	57	48	9	3	1-1	0
6 Thompson	52	35	17	1	3-96	1
7 Greer	46	38	8	0	1-1	1
8 Chavous	43	28	15	6	0-0	2
9 Jones	41	37	4	0	4-69	1
10 Laskey	37	25	12	0	2-3	1
11 Simone	34	28	6	0	0-0	1
12 Jackson	31	26	5	0	0-0	0
13 Tyler	30	26	4	0	0-0	2
14 Mitchell	28	28	0	0	2-43	0
15 Criter	15	10	5	0	0-0	1
16 Montgomery	13	10	3	0	0-0	0
17 O'Malley	10	7	3	0	0-0	1
18 Grant	9	7	2	0	0-0	1
19 Forsberg	8	7	1	1	1-7	0
20 Hackbert	7	4	3	0	0-0	0
21 Pitts	6	3	3	0	0-0	0
22 E. Smith	2	2	0	0	0-0	0
TOTALS	783	601	182	38	14-220	16

1973 GAMES STARTED

OFFENSE		DEFENSE	
QB Johnson, Charley	14	DE Alzado, Lyle	14
RB Armstrong, Otis	1	DE Chavous, Barney	14
RB Dawkins, Joe	14	DT Duranko, Pete	14
RB Little, Floyd	13	DT Smith, Paul	14
WR Moses, Haven	14	LB Graham, Tom	14
WR Simmons, Jerry	13	LB Jackson, Tom	4
WR Van Heusen, Bill	1	LB Laskey, Bil	11
TE Odoms, Riley	14	LB May, Ray	10
C Maples, Bobby	14	LB Simone, Mike	3
T Current, Mike	14	CB Jones, Calvin	14
T Montgomery, Marv	10	CB Mitchell, Leroy	12
G Jackson, Larron	12	CB Montgomery, Randy	2
G Lyons, Tom	14	S Greer, Charles	10
G Schnitker, Mike	6	S Hackbart, Dale	2
		S Thompson, Billy	14
		S Tyler, Maurice	2

1973 COACHES

John Ralston (Head Coach), **Max Coley** (Offensive Coordinator/Backfield), **Joe Collier** (Defensive Coordinator/Defensive Backs), **Dick Coury** (Wide Receivers), **Jerry Frei** (Offensive Line), **Bob Gambold** (Linebackers), **Myrel Moore** (Special Teams), **Doc Ulrich** (Defensive Line).

1973 LEADERS / RANKINGS

INDIVIDUAL	PLAYER	NO.	AFC RANK	NFL RANK	NFL LEADER	NO.
Points	Turner	106	3	5t	Ray (LA)	130
Rushing Yards	Little	979	5	9	Simpson (BUF)	2,003
Passing Yards	Johnson	2,465	2	3	Gabriel (PHI)	3,219
Passer Rating	Johnson	75.3	4	11	Staubach (DAL)	94.6
Receiving Yards	Odoms	629	7	14	Carmichael (PHI)	1,116
Receptions	Odoms	43	10t	15t	Carmichael (PHI)	67
Interceptions	Jones	4	9t	22t	Anderson (MA)/Wagner (PIT)	8

OFFENSE	NO.	AFC RANK	NFL RANK	NFL LEADER	NO.
Points Per Game	25.3	1	3	Los Angeles	27.7
Total Yards Per Game	319.5	3	6	Los Angeles	350.4
Yards Per Play	5.0	4	7	Miami	5.3
Rushing Yards Per Game	139.6	8	14	Buffalo	220.6
Net Passing Yards Per Game	179.9	1	3	Philadelphia	231.1

DEFENSE	NO.	AFC RANK	NFL RANK	NFL LEADER	NO.
Points Per Game	21.1	8	15	Miami	10.7
Total Yards Per Game	302.5	10	19	Los Angeles	210.8
Yards Per Play	4.9	8t	17t	Miami	3.7
Rushing Yards Per Game	128.2	3	6	Los Angeles	90.7
Net Passing Yards Per Game	174.3	13	24	Miami	92.1

1973 KEY AWARDS

Pro Bowl (4): RB Floyd Little, WR Haven Moses, TE Riley Odoms, DT Paul Smith. **All-Pro (2):** TE Riley Odoms, DT Paul Smith. **NFLPA Rookie of the Year:** DE Barney Chavous. **AP AFC Coach of the Year:** John Ralston.

1973 NFL STANDINGS

AFC EAST

Team	W	L	T	Pct	PF	PA
y-Miami	12	2	0	.857	343	150
Buffalo	9	5	0	.643	259	230
New England	5	9	0	.357	258	300
New York Jets	4	10	0	.286	240	306
Baltimore	4	10	0	.286	226	341

AFC CENTRAL

Team	W	L	T	Pct	PF	PA
y-Cincinnati	10	4	0	.714	286	231
x-Pittsburgh	10	4	0	.714	347	210
Cleveland	7	5	2	.571	234	255
Houston	1	13	0	.071	199	447

AFC WEST

Team	W	L	T	Pct	PF	PA
y-Oakland	9	4	1	.679	292	175
Kansas City	7	5	2	.571	231	192
Denver	7	5	2	.571	354	296
San Diego	2	11	1	.179	188	386

NFC EAST

Team	W	L	T	Pct	PF	PA
y-Dallas	10	4	0	.714	382	203
x-Washington	10	4	0	.714	325	198
Philadelphia	5	8	1	.393	310	393
St. Louis	4	9	1	.321	286	365
New York Giants	2	11	1	.179	226	362

NFC CENTRAL

Team	W	L	T	Pct	PF	PA
y-Minnesota	12	2	0	.857	296	168
Detroit	6	7	1	.464	271	247
Green Bay	5	7	2	.429	202	259
Chicago	3	11	0	.214	195	334

NFC WEST

Team	W	L	T	Pct	PF	PA
y-Los Angeles	12	2	0	.857	388	178
Atlanta	9	5	0	.643	318	224
San Francisco	5	9	0	.357	262	319
New Orleans	5	9	0	.357	163	312

x - Wild Card Qualifier; y - Division Title

DIVISIONAL PLAYOFF GAMES

- 12/22 - at Oakland 33, Pittsburgh 14
- 12/22 - at Minnesota 27, Washington 20
- 12/23 - at Miami 34, Cincinnati 16
- 12/23 - at Dallas 27, Los Angeles 16

CONFERENCE CHAMPIONSHIPS

- 12/30 - at Miami 27, Oakland 10
- 12/30 - Minnesota 27, at Dallas 10

SUPER BOWL VIII (HOUSTON)

- 1/13 - Miami 24, Minnesota 7

1972 FINAL STATISTICS (5-9)

Head Coach: John Ralston AFC West: 3rd Home Stadium: Mile High Stadium

Date	W-L	Score	Opponent	Attendance	RUSHING	No.	Yds.	Avg.	Long	TD
Sept 17	W	30-17	Houston	51,656	Little	216	859	4.0	55t	9
Sept 24	L	14-37	at San Diego	49,048	Anderson	72	319	4.4	40	1
Oct 1	L	24-45	Kansas City	51,656	Dawkins	56	243	4.4	19	2
Oct 8	L	10-21	at Cincinnati	55,812	Lynch	34	164	4.8	28	2
Oct 15	L	20-23	Minnesota	51,656	Van Heusen	3	76	25.3	66t	1
Oct 22	W	30-23	at Oakland	53,551	Odoms	5	72	14.4	27	0
Oct 29	L	20-27	Cleveland	51,656	Krieg	1	63	63.0	63	0
Nov 5	L	17-29	at New York Giants	62,689	Ramsey	5	15	3.0	8t	2
Nov 12	W	16-10	at Los Angeles	65,398	Moses	2	11	5.5	14	0
Nov 19	L	20-37	Oakland	51,656	Harrison	1	9	9.0	9	0
Nov 26	L	20-23	at Atlanta	58,850	OTHERS	14	7	0.5	0	0
Dec 3	L	21-24	at Kansas City	66,725	BRONCOS	409	1838	4.5	66t	17
Dec 10	W	38-13	San Diego	51,478	OPPONENTS	439	1668	3.8	51	15
Dec 17	W	45-21	New England	51,656						

TEAM STATISTICS	Den	Opp
TOTAL FIRST DOWNS	237	251
Rushing	87	102
Passing	132	123
Penalty	18	26
3RD DOWN: MADE/ATT	75/177	74/190
3rd Down Pct.	42.4	38.9
TOTAL NET YARDS	4472	3851
Avg. Per Game	319.4	275.1
Total Plays	831	876
Avg. Per Play	5.4	4.4
NET YARDS RUSHING	1838	1668
Avg. Per Game	131.3	119.1
Total Rushes	409	439
Avg. Per Rush	4.5	3.8
NET YARDS PASSING	2634	2183
Avg. Per Game	188.1	155.9
Sacked/Yards Lost	38/266	41/357
Gross Yards	2900	2540
Att./Completions	384/201	397/206
Completion Pct.	52.3	51.9
Had Intercepted	23	10
PUNTS/AVERAGE	60/40.1	66/45.2
PUNT RETURNS/AVG	28/11.1	28/8.9
KICKOFF RETURNS/AVG	55/22.8	54/23.1
MISC. RETURNS/AVG	18/30	15/81
INTERCEPTIONS/RET.	10/10.9	23/19.2
PENALTIES/YARDS	89/827	83/784
FUMBLES/BALL LOST	25/11	27/12
TOTAL POINTS	325	350
Avg. Points per Game	23.2	25.0
Touchdowns	38	41
By Rushing	17	15
By Passing	19	19
By Returns	2	7
Field Goals	20/29	21/33
Conversions	37	39

SCORE BY PERIODS	1	2	3	4	OT	Total
BRONCOS	85	92	54	94	—	325
OPPONENTS	35	120	81	114	—	350

SCORING	TD	Ru	Pa	Rt	PAT	FG	S	PTS
Turner	0	0	0	0	37/37	20/29	0	97
Little	13	9	4	0	0/0	0/0	0	78
Moses	5	0	5	0	0/0	0/0	0	30
Masters	3	0	3	0	0/0	0/0	0	18
Sherman	3	0	3	0	0/0	0/0	0	18
Anderson	2	1	1	0	0/0	0/0	0	12
Ramsey	2	2	0	0	0/0	0/0	0	12
Simmons	2	0	2	0	0/0	0/0	0	12
Dawkins	2	2	0	0	0/0	0/0	0	12
Lynch	2	2	0	0	0/0	0/0	0	12
Van Heusen	1	1	0	0	0/0	0/0	0	6
Montgomery	1	0	0	1	0/0	0/0	0	6
Odoms	1	0	1	0	0/0	0/0	0	6
Greer	1	0	0	1	0/0	0/0	0	6
BRONCOS	38	17	19	2	37/37	20/29	0	325
OPPONENTS	41	15	19	7	39/39	21/33	1	350

PASSING	Att.	Comp.	Yds.	Comp.%	Yd./Att.	Sack/Lost	TD	TD%	Int	Int%	LG	Rtg.
Johnson	238	132	1783	55.5	7.49	12/82	14	5.9	14	5.9	60	74.6
Ramsey	137	65	1050	47.4	7.66	26/184	3	2.2	9	6.6	55	53.5
Little	2	2	43	100.0	21.50	0/0	1	50.0	0	0.0	35t	158.3
Anderson	3	1	14	33.3	4.67	0/0	1	3.3	0	0.0	14t	88.9
Ernst	4	1	10	25.0	2.50	0/0	0	0.0	0	0.0	10	39.6
BRONCOS	384	201	2900	52.3	7.55	38/266	19	4.9	23	6.0	60	68.7
OPPONENTS	397	206	2540	51.9	6.40	41/357	19	4.8	10	2.5	57t	77.4

RECEIVING	No.	Yds.	Avg.	Long	TD
Sherman	38	661	17.4	55	3
Little	28	366	13.1	40	4
Masters	25	393	15.7	27	3
Anderson	23	216	9.3	40	1
Odoms	21	320	15.2	48	1
Dawkins	18	242	13.4	60	0
Simmons	17	235	13.8	35t	2
Moses	15	224	15.0	33	5
Lynch	7	75	10.7	17	0
Krieg	4	99	24.8	37	0
Van Heusen	4	59	14.8	25	0
C. Turner	1	10	10.0	10	0
BRONCOS	201	2900	14.9	60	19
OPPONENTS	206	2540	12.3	57t	19

INTERCEPTIONS	No.	Yds.	Avg.	Long	TD
Mitchell	3	27	9.0	27	0
Greer	2	18	9.0	17	0
Graham	2	10	5.0	7	0
Preece	1	30	30.0	30	0
R. Montgomery	1	20	20.0	20	0
Thompson	1	4	4.0	4	0
BRONCOS	10	109	10.9	30	0
OPPONENTS	23	441	19.2	61t	6

PUNTING	No.	Yds.	Avg.	Long	B
Van Heusen	60	2408	40.1	60	1
BRONCOS	66	2980	45.2	69	0

PUNT RETURNS	No.	FC	Yds.	Avg.	Long	TD
Thompson	3	1	84	28.0	59	0
Greer	3	0	66	22.0	65t	1
Sherman	10	5	89	8.9	18	0
Little	8	2	64	8.0	29	0
OTHERS	4	0	7	1.8	5	0
BRONCOS	28	8	310	11.1	65t	1
OPPONENTS	28	19	249	8.9	66t	1

KICKOFF RETURNS	No.	Yds.	Avg.	Long	TD
R. Montgomery	29	756	26.1	94t	1
C. Turner	1	25	25.0	25	0
Dawkins	15	357	23.8	28	0
Krieg	1	18	18.0	18	0
Little	3	48	16.0	22	0
Lynch	3	45	15.0	17	0
Anderson	1	13	13.0	13	0
OTHERS	2	-6	-3.0	-6	0
BRONCOS	55	1256	22.8	94t	1
OPPONENTS	54	1246	23.1	43	0

FIELD GOAL BREAKDOWN	Distance	1-19	20-29	30-39	40-49	50+
Turner	6/6	2/3	6/8	6/11	0/1	
OPPONENTS	4/4	5/5	4/7	7/14	1/3	

TURNER: (15G,29G,40G) (1) (16G) (38G,47N) (37N, 30N) (40N, 44G,8G,27G) (32G,27N,43G) (40G) (46N,38G,12G,36G) (49G,45G,41N) (13G,38G, 49N) (51N) (12G) (35G)

SACKS: Alzado 10.5, P. Smith 10.5, Duranko 4.5, Graham 3, McKoy 3, Myrtle 2.5, R. Jackson 2, Forsberg 1, Hoffman 1, Geddes 1, Domes 1, Team 1, **TOTAL 41.0**



1972 DEFENSIVE STATS

(based on unofficial press box statistics)

	TT	UT	A	SACKS	I-YDS	FR
1 Graham	73	55	18	3	2-10	1
2 Alzado	72	54	18	10.5	0-0	5
3 P. Smith	70	53	17	10.5	0-0	0
4 Greer	56	44	12	0	2-18	1
5 Preece	47	37	10	0	1-30	2
6 Mitchell	46	40	6	0	3-27	0
7 Duranko	43	32	11	4.5	0-0	0
8 Myrtle	40	32	8	2.5	0-0	0
9 Geddes	39	32	7	1	0-0	0
10 Voss	36	26	10	0	0-0	0
11 Forsberg	35	22	13	1	0-0	1
12 McKay	31	27	4	3	0-0	0
Montgomery	31	26	5	0	1-20	1
14 Thompson	27	24	3	0	1-4	0
15 Simone	18	13	5	0	0-0	1
16 Saines	17	11	6	0	0-0	0
17 Domres	11	10	1	1	0-0	0
18 R. Jackson	10	8	2	2	0-0	0
19 Parish	8	6	2	0	0-0	0
20 Criter	6	5	1	0	0-0	0
21 Hoffman	3	1	2	1	0-0	0
22 West	1	1	0	0	0-0	0
23 Team	0	0	0	1	0-0	0
TOTALS	720	559	161	41	10-109	12

1972 GAMES STARTED

OFFENSE	DEFENSE	
QB Johnson, Charley	9 DE Alzado, Lyle	14
QB Ramsey, Steve	5 DE Domres, Tom	3
RB Anderson, Bobby	9 DE Hoffman, John	1
RB Dawkins, Joe	5 DE Jackson, Rich	4
RB Little, Floyd	14 DE Voss, Lloyd	7
WR Harrison, Dwight	1 DT Duranko, Pete	13
WR Moses, Haven	6 DT Smith, Paul	14
WR Sherman, Rod	13 LB Forsberg, Fred	6
WR Simmons, Jerry	8 LB Geddes, Bob	3
TE Masters, Billy	14 LB Graham, Tom	9
C Goeddeke, George	1 LB McKay, Bill	9
C Kaminski, Larry	9 LB Myrtle, Chip	14
C Mapples, Bobby	4 LB Parish, Don	1
T Current, Mike	14 CB Mitchell, Leroy	14
T Montgomery, Marv	14 CB Montgomery, Randy	8
G Jackson, Larron	14 S Greer, Charles	14
G Lyons, Tommy	9 S Preece, Steve	9
G Schnitker, Mike	5 S Saines, George	3
	S/CB Thompson, Billy	8

1972 COACHES

John Ralston (Head Coach), **Max Coley** (Offensive Coordinator/Backfield), **Joe Collier** (Defensive Coordinator/Defensive Backs), **Dick Coury** (Wide Receivers), **Jerry Frei** (Offensive Line), **Bob Gambold** (Linebackers), **Myrel Moore** (Special Teams), **Doc Ulrich** (Defensive Line).

1972 LEADERS / RANKINGS

INDIVIDUAL	PLAYER	NO.	AFC RANK	NFL RANK	NFL LEADER	NO.
Points	Turner	97	51	9t	Marcol (GB)	128
Rushing Yards	Little	859	8	14	Simpson (BUF)	1,251
Passing Yards	Johnson	1,783	8	17	Namath (NYJ)	2,816
Passer Rating	Johnson	74.6	3	8	Kilmer (WAS)	84.8
Receiving Yards	Sherman	661	9	16	Jackson (PHI)	1,048
Receptions	Sherman	38	14t	25t	Jackson (PHI)	62
Interceptions	Mitchell	3	26t	45t	Bradley (PHI)	9

OFFENSE	NO.	AFC RANK	NFL RANK	NFL LEADER	NO.
Points Per Game	23.2	5	9	Miami	27.5
Total Yards Per Game	319.4	4	5	Miami	359.7
Yards Per Play	5.4	3	2	New York Jets	5.8
Rushing Yards Per Game	131.3	10	18	Miami	211.4
Net Passing Yards Per Game	188.1	2	3	New York Jets	198.4

DEFENSE	NO.	AFC RANK	NFL RANK	NFL LEADER	NO.
Points Per Game	25.0	10	21	Miami	12.2
Total Yards Per Game	275.1	4	9	Miami	235.5
Yards Per Play	4.4	3	5	Pittsburgh	4.2
Rushing Yards Per Game	119.1	2	4	Dallas	108.2
Net Passing Yards Per Game	155.9	8	16	Minnesota	121.4

1972 KEY AWARDS

Pro Bowl (1): DT Paul Smith.

1972 NFL STANDINGS

AFC EAST

Team	W	L	T	Pct	PF	PA
y-Miami	14	0	0	1.000	385	171
New York Jets	7	7	0	.500	367	324
Baltimore	5	9	0	.357	235	252
Buffalo	4	9	1	.321	257	377
New England	3	11	0	.214	192	446

AFC CENTRAL

Team	W	L	T	Pct	PF	PA
y-Pittsburgh	11	3	0	.786	343	175
x-Cleveland	10	4	0	.714	268	249
Cincinnati	8	6	0	.571	299	229
Houston	1	13	0	.071	164	380

AFC WEST

Team	W	L	T	Pct	PF	PA
y-Oakland	10	3	1	.750	365	248
Kansas City	8	6	0	.571	287	254
Denver	5	9	0	.357	325	350
San Diego	4	9	1	.321	264	344

NFC EAST

Team	W	L	T	Pct	PF	PA
y-Washington	11	3	0	.786	336	218
x-Dallas	10	4	0	.714	319	240
New York Giants	8	6	0	.571	331	247
St. Louis	4	9	1	.321	193	303
Philadelphia	2	11	1	.179	145	352

NFC CENTRAL

Team	W	L	T	Pct	PF	PA
y-Green Bay	10	4	0	.714	304	226
Detroit	8	5	1	.607	339	290
Minnesota	7	7	0	.500	301	252
Chicago	4	9	1	.321	225	275

NFC WEST

Team	W	L	T	Pct	PF	PA
y-San Francisco	8	5	1	.607	353	249
Atlanta	7	7	0	.500	269	274
Los Angeles	6	7	1	.464	291	286
New Orleans	2	11	1	.179	215	361

x - Wild Card Qualifier; y - Division Title

DIVISIONAL PLAYOFF GAMES

12/23 - at Pittsburgh 13, Oakland 7
 12/23 - Dallas 30, at San Francisco 28
 12/24 - at Miami 20, Cleveland 14
 12/24 - at Washington 16, Green Bay 3

CONFERENCE CHAMPIONSHIPS

12/31 - Miami 21, at Pittsburgh 17
 12/31 - at Washington 26, Dallas 3

SUPER BOWL VII (LOS ANGELES)

1/14 - Miami 14, Washington 7

1971 FINAL STATISTICS (4-9-1)

Head Coach: Lou Saban (9) / Jerry Smith (5) AFC West: 4th Home Stadium: Mile High Stadium

Date	W-L	Score	Opponent	Attendance	RUSHING	No.	Yds.	Avg.	Long	TD
Sept 19	T	10-10	Miami	51,228	Little	284	1133	4.0	40	6
Sept 26	L	13-34	at Green Bay	47,957	Anderson	139	533	3.8	36	3
Oct 3	L	3-16	Kansas City	51,200	Lynch	26	162	6.2	23	0
Oct 10	L	16-27	Oakland	51,200	Masters	7	71	10.1	37	0
Oct 17	W	20-16	San Diego	51,200	Post	18	44	2.4	16	0
Oct 24	W	27-0	at Cleveland	75,674	C. Turner	17	43	2.5	9	0
Oct 31	L	16-17	at Philadelphia	65,358	Harrison	5	36	7.2	16	0
Nov 7	L	20-24	Detroit	51,200	Mosier	4	31	7.8	29	0
Nov 14	L	10-24	Cincinnati	51,200	Horn	6	15	2.5	10	0
Nov 21	L	10-28	at Kansas City	49,945	Van Heusen	1	10	10.0	10	0
Nov 28	W	22-10	at Pittsburgh	39,710	Simmons	1	7	7.0	7	0
Dec 5	W	6-3	Chicago	51,200	Ramsey	3	6	2.0	6	0
Dec 12	L	17-45	at San Diego	44,347	Gehrke	1	2	2.0	2	0
Dec 19	L	13-21	at Oakland	54,651	Post	1	2	2.0	2	0
					BRONCOS	512	2093	4.3	40	9
					OPPONENTS	426	1834	4.3	54	11

TEAM STATISTICS		Den	Opp	RECEIVING		No.	Yds.	Avg.	Long	TD	
TOTAL FIRST DOWNS		217	206	Anderson	37	353	9.5	31	1		
Rushing		102	90	Masters	27	382	14.1	25	1		
Passing		105	91	Little	26	255	9.8	74	0		
Penalty		10	25	Simmons	25	403	16.1	47	1		
TOTAL NET YARDS		4158	3819	Harrison	19	265	13.9	43	2		
Avg. Per Game		297.0	272.9	Gehrke	14	254	18.1	48	0		
Total Plays		891	825	Whalen	7	124	17.7	35	0		
Avg. Per Play		4.7	4.6	C. Turner	7	65	9.3	17	1		
NET YARDS RUSHING		2093	1834	Post	4	46	11.5	15	1		
Avg. Per Game		149.5	131.0	Mosier	3	36	12.0	19	0		
Total Rushes		512	426	Lynch	2	42	21.0	40	1		
Avg. Per Rush		4.1	4.3	Bowdell	1	19	19.0	19	0		
NET YARDS PASSING		2065	1985	Van Heusen	1	10	10.0	10	0		
Avg. Per Game		147.5	141.8	Washington	1	0	0.0	0	0		
Sacked/Yards Lost		22/178	44/435	Schnitker	1	-11	-11.0	-11	0		
Gross Yards		2243	2420	BRONCOS	175	2243	12.8	74	8		
Att./Completions		357/175	356/150	OPPONENTS	150	2420	16.1	77	18		
Completion Pct.		49.0	42.1	INTERCEPTIONS		No.	Yds.	Avg.	Long	TD	
Had Intercepted		27	20	Thompson	5	83	16.6	42	0		
Avg. Gain per Attempt		5.4	5.0	Forsberg	3	75	25.0	40	1		
Avg. Gain per Completion		12.8	16.1	Myrtle	3	64	21.3	30	0		
PUNTS/AVERAGE		76/41.8	67/45.7	Greer	3	32	10.7	30	0		
Had Blocked		2	0	Gordon	2	21	10.5	21	0		
PUNT RETURNS		41/320	45/468	Mitchell	2	0	0.0	0	0		
Avg. Per Return		7.8	10.4	Washington	1	8	8.0	8	0		
KICKOFF RETURNS		44/960	43/1059	Underwood	1	5	5.0	5	0		
Avg. Per Return		21.8	24.6	BRONCOS	20	288	14.4	42	1		
INTERCEPTIONS/RET.		20/288	27/432	OPPONENTS	27	432	16.0	69	2		
PENALTIES/YARDS		67/781	78/771	PUNTING		No.	Yds.	Avg.	Long	B	
FUMBLES/BALL LOST		25/12	36/20	Van Heusen	76	3176	41.8	62	2		
TOUCHDOWNS		18	32	OPPONENTS	67	3061	45.7	73	0		
Rushing		9	11	PUNT RETURNS		No.	FC	Yds.	Avg.	Long	TD
Passing		8	18	Thompson	29	4	274	9.4	28	0	
Others (see individuals)		1	3	Greer	11	0	46	4.2	14	0	
POINTS AFTER TOUCHDOWN		18	32	Mitchell	0	1	0	0.0	0	0	
FIELD GOALS		25/38	17/34	BRONCOS	41	4	320	7.8	28	0	
				OPPONENTS	45	14	468	10.4	74	0	

Distance	1-19	20-29	30-39	40-59	50+	KICKOFF RETURNS		No.	Yds.	Avg.	Long	TD
Turner	8/9	3/5	8/11	6/12	0/1	Little	7	199	28.3	48	0	
OPPONENTS	5/5	6/9	4/7	2/11	0/2	Anderson	8	187	23.4	33	0	
SCORE BY PERIODS		1	2	3	4	Post	5	116	23.2	37	0	
BRONCOS	39	62	32	70	—	Thompson	5	105	21.0	24	0	
OPPONENTS	54	74	86	61	—	C. Turner	4	100	20.0	41	0	
SCORING		TD	Ru	Pa	Rt	PAT	FG	\$	PTS			
Turner	0	0	0	0	18/18	25/38	0	93				
Little	6	6	0	0	0/0	0/0	0	36				
Anderson	4	3	1	0	0/0	0/0	0	24				
Harrison	2	0	2	0	0/0	0/0	0	12				
Lynch	1	0	1	0	0/0	0/0	1	8				
Post	1	0	1	0	0/0	0/0	0	6				
Simmons	1	0	1	0	0/0	0/0	0	6				
Masters	1	0	1	0	0/0	0/0	0	6				
Forsberg	1	0	0	1	0/0	0/0	0	6				
C. Turner	1	0	1	0	0/0	0/0	0	6				
BRONCOS	18	9	8	1	18/18	25/38	1	203				
OPPONENTS	32	11	18	3	32/32	17/34	0	275				

PASSING	Att.	Comp.	Yds.	Comp.%	Yd./Att.	Sack/Lost	TD	TD%	Int	Int%	LG	Rtg.
Ramsey	178	84	1120	47.2	6.29	13/105	5	2.8	13	7.3	47	46.6
Horn	173	89	1056	51.4	6.10	8/67	3	1.7	14	8.1	74	42.4
Anderson	3	1	48	33.3	16.00	1/6	0	0.0	0	0.0	48	81.9
Gehrke	2	1	19	50.0	9.50	0/0	0	0.0	0	0.0	19	83.3
Little	1	0	0	0.0	0.00	0/0	0	0.0	0	0.0	—	39.6
Van Heusen	1	0	0	0.0	0.00	0/0	0	0.0	0	0.0	—	39.6
BRONCOS	358	175	2243	48.9	6.27	22/178	8	2.2	27	7.5	74	44.9
OPPONENTS	356	150	2420	42.1	6.80	44/435	18	5.1	20	5.6	77	59.0

SACKS: P. Smith 12, Alzado 8, Costa 6, Forsberg 4, R. Jackson 3.5, Campbell 2.5, Domres 2, Underwood 2, Inman 2, Myrtle 1, Washington 1, **TOTAL 44.0**



1971 DEFENSIVE STATS

(based on unofficial press box statistics)

	TT	UT	A	SACKS	I-YDS	FR
1 Forsberg	73	54	19	4	3-75	0
2 Saimes	56	46	10	0	0-0	1
3 Alzado	55	42	13	8	0-0	0
4 P. Smith	52	34	18	12	0-0	1
5 Myrtl	40	30	10	1	3-64	4
6 Thompson	38	31	7	0	5-83	1
Costa	38	25	13	6	0-0	3
8 Greer	37	28	9	0	3-32	0
9 Washington	35	29	6	1	1-8	1
10 Underwood	32	25	7	2	1-5	0
11 Mitchell	27	25	2	0	2-0	1
12 Jackson	22	14	8	3.5	0-0	1
13 Domres	19	12	7	2	0-0	0
14 Inman	15	10	5	2	0-0	1
15 Campbell	14	10	4	2.5	0-0	0
16 McKay	8	7	1	0	0-0	0
Montgomery	8	6	2	0	0-0	0
18 Gordon	7	7	0	0	2-21	0
19 Criter	3	2	1	0	0-0	0
Byrd	3	1	2	0	0-0	0
21 Barnes	1	1	0	0	0-0	0
TOTALS	583	439	144	44	20-288	14

1971 GAMES STARTED

OFFENSE		DEFENSE	
QB Horn, Don	9	DE Alzado, Lyle	11
QB Ramsey, Steve	5	DE Campbell, Carter	2
RB Anderson, Bobby	13	DE Jackson, Rich	8
RB Little, Floyd	13	DT Costa, Dave	14
RB Lynch, Fran	1	DT Domres, Tom	5
RB Post, Dickie	1	DT Inman, Jerry	3
WR Gehrke, Jack	10	DT Smith, Paul	13
WR Harrison, Dwight	5	LB Forsberg, Fred	14
WR Mosier, John	1	LB Myrtle, Chip	14
WR Simmons, Jerry	12	LB Underwood, Olen	4
TE Masters, Billy	12	LB Washington, Dave	10
TE Whalen, Jim	2	CB Mitchell, Leroy	14
C/G Goeddeke, George	12	CB Thompson, Billy	14
C Kaminski, Larry	3	S Greer, Charles	14
T Current, Mike	14	S Saimes, George	14
T Shoals, Roger	14		
G Brunelli, Sam	4		
G Jackson, Larron	9		
G Lyons, Tommy	1		
G Schnitker, Mike	13		

1971 COACHES

Lou Saban (Head Coach - First 9 Gms.), **Joe Collier** (Defensive Secondary), **Whitey Dovel** (Special Teams/Tight Ends), **Hunter Enis** (Offensive Backfield), **Stan Jones** (Defensive Line), **Jerry Smith** (Offensive Line / Head Coach - Final 5 Gms.).

1971 LEADERS / RANKINGS

INDIVIDUAL	PLAYER	NO.	AFC RANK	NFL RANK	NFL LEADER	NO.
Points	Turner	93	4	7	Yepremian (MIA)	117
Rushing Yards	Little	1,133	1	1	Little (DEN)	1,133
Passing Yards	Ramsey	1,120	12	26	Hadl (SD)	3,075
Passer Rating	Ramsey	46.6	9	19	Staubach (DAL)	104.8
Receiving Yards	Simmons	403	26	53	Taylor (KC)	1,110
Receptions	Anderson	37	17	29†	Bieletnikoff (OAK)	61
Interceptions	Thompson	5	8†	19†	Bradley (PHI)	11

OFFENSE	NO.	AFC RANK	NFL RANK	NFL LEADER	NO.
Points Per Game	14.5	12	24	Dallas	29.0
Total Yards Per Game	297.0	6	11	Dallas	359.6
Yards Per Play	4.7	6	9†	Three Teams	5.5
Rushing Yards Per Game	149.5	5	10	Miami	173.5
Net Passing Yards Per Game	147.5	8	17	San Diego	223.9

DEFENSE	NO.	AFC RANK	NFL RANK	NFL LEADER	NO.
Points Per Game	19.6	6	12	Minnesota	9.9
Total Yards Per Game	272.9	5	10	Baltimore	203.7
Yards Per Play	4.6	3†	6†	Baltimore	3.8
Rushing Yards Per Game	131.0	8	14	Baltimore	79.5
Net Passing Yards Per Game	141.8	3	5	Atlanta	117.0

1971 KEY AWARDS

Pro Bowl (2): DE Rich Jackson, RB Floyd Little. **All-Pro (1):** RB Floyd Little.

1971 NFL STANDINGS

AFC EAST

Team	W	L	T	Pct	PF	PA
y-Miami	10	3	1	.769	315	174
x-Baltimore	10	4	0	.714	313	140
New England	6	8	0	.429	238	325
New York Jets	6	8	0	.429	212	299
Buffalo	1	13	0	.071	184	394

AFC CENTRAL

Team	W	L	T	Pct	PF	PA
y-Cleveland	9	5	0	.643	285	273
Pittsburgh	6	8	0	.429	246	292
Houston	4	9	1	.308	251	330
Cincinnati	4	10	0	.286	284	265

AFC WEST

Team	W	L	T	Pct	PF	PA
y-Kansas City	10	3	1	.769	302	208
Oakland	8	4	2	.667	344	278
San Diego	6	8	0	.429	311	341
Denver	4	9	1	.308	203	275

NFC EAST

Team	W	L	T	Pct	PF	PA
y-Dallas	11	3	0	.786	406	222
x-Washington	9	4	1	.692	276	190
Philadelphia	6	7	1	.462	221	302
St. Louis	4	9	1	.308	231	279
New York Giants	4	10	0	.286	228	362

NFC CENTRAL

Team	W	L	T	Pct	PF	PA
y-Minnesota	11	3	0	.786	245	139
Detroit	7	6	1	.538	341	286
Chicago	6	8	0	.429	185	276
Green Bay	4	8	2	.333	274	298

NFC WEST

Team	W	L	T	Pct	PF	PA
y-San Francisco	9	5	0	.643	300	216
Los Angeles	8	5	1	.615	313	260
Atlanta	7	6	1	.538	274	277
New Orleans	4	8	2	.333	266	347

x - Wild Card Qualifier; y - Division Title
(NOTE - in 1971 tie games were not included in winning percentage)

DIVISIONAL PLAYOFF GAMES

- 12/25 - Miami 27, at Kansas City 24 (OT)
- 12/25 - Dallas 20, at Minnesota 12
- 12/26 - Baltimore 20, at Cleveland 3
- 12/26 - at San Francisco 24, Washington 20

CONFERENCE CHAMPIONSHIPS

- 1/2 - at Miami 21, Baltimore 0
- 1/2 - at Dallas 14, San Francisco 3

SUPER BOWL VI (NEW ORLEANS)

- 1/16 - Dallas 24, Miami 3

Start/Coaches Players Roster Breakdown 2021 Season History/Results Year-by-Year Stats Postseason Records Honors Miscellaneous

1970 FINAL STATISTICS (5-8-1)

Head Coach: Lou Saban AFC West: 4th Home Stadium: Mile High Stadium

Date	W-L	Score	Opponent	Attendance	RUSHING	No.	Yds.	Avg.	Long	TD
Sept 20	W	25-10	at Buffalo	34,882	Little	209	901	4.3	80t	3
Sept 27	W	16-13	Pittsburgh	50,705	Anderson	83	368	4.4	27t	4
Oct 4	W	26-13	Kansas City	50,705	Crenshaw	69	200	2.9	25	5
Oct 11	L	23-35	at Oakland	54,436	Turner	29	106	3.7	12	2
Oct 18	W	24-10	Atlanta	50,705	Pastrana	14	89	6.4	14	1
Oct 25	L	14-19	at San Francisco	39,515	Lynch	20	81	4.1	19	1
Nov 1	L	3-19	Washington	50,705	Liske	7	42	6.0	14	1
Nov 8	L	21-24	at San Diego	48,327	Tensi	4	14	3.5	15	0
Nov 15	L	19-24	Oakland	50,959	Haffner	1	1	1.0	1	0
Nov 22	W	31-6	at New Orleans	66,837	BRONCOS	436	1802	4.1	80t	17
Nov 29	L	21-31	at Houston	35,733	OPPONENTS	409	1351	3.3	65t	7
Dec 6	L	0-16	at Kansas City	50,454	RECEIVING	No.	Yds.	Avg.	Long	TD
Dec 13	T	17-17	San Diego	50,959	Denson	47	646	13.7	42	2
Dec 20	L	13-27	Cleveland	51,001	Whalen	36	503	14.0	34	3

TEAM STATISTICS		Den	Opp				
TOTAL FIRST DOWNS		217	199				
Rushing		87	67				
Passing		112	118				
Penalty		18	14				
TOTAL NET YARDS		3827	3705				
Avg. Per Game		273.4	264.6				
Total Plays		883	838				
Avg. Per Play		4.3	4.4				
NET YARDS RUSHING		1802	1351				
Avg. Per Game		128.7	96.5				
Total Rushes		436	409				
Avg. Per Rush		4.1	3.3				
NET YARDS PASSING		2025	2354				
Avg. Per Game		144.6	168.1				
Sacked/Yards Lost		44/333	50/456				
Gross Yards		2358	2810				
Att./Completions		403/183	379/191				
Completion Pct.		45.4	50.4				
Had Intercepted		28	16				
Avg. Gain per Attempt		5.0	6.2				
Avg. Gain per Completion		12.9	14.7				
PUNTS/AVERAGE		87/42.9	89/44.9				
Had Blocked		0	0				
PUNT RETURNS		63/556	56/416				
Avg. Per Return		8.8	7.4				
KICKOFF RETURNS		49/1114	24/544				
Avg. Per Return		22.7	22.7				
INTERCEPTIONS/RET.		16/220	28/213				
PENALTIES/YARDS		94/887	82/802				
FUMBLES/BALL LOST		23/13	35/16				
TOUCHDOWNS		28	28				
Rushing		17	7				
Passing		11	20				
Others (see individuals)		0	1				
POINTS AFTER TOUCHDOWN		27	27				
FIELD GOALS		18/32	23/36				
Distance	1-19	20-29	30-39	40-59	50+	OT	Total
Howfield	2/3	3/6	5/7	6/9	2/5	—	253
						—	264

SCORE BY PERIODS		1	2	3	4	OT	Total
BRONCOS		44	60	45	104	—	253
OPPONENTS		74	93	57	40	—	264

SCORING	TD	Ru	Pa	Rt	PAT	FG	S	PTS
Howfield	0	0	0	0	27/28	18/32	0	81
Crenshaw	6	5	1	0	0/0	0/0	0	36
Anderson	4	4	0	0	0/0	0/0	0	24
Little	3	3	0	0	0/0	0/0	0	18
Whalen	3	0	3	0	0/0	0/0	0	18
Denson	2	0	2	0	0/0	0/0	0	12
Masters	2	0	2	0	0/0	0/0	0	12
Turner	2	2	0	0	0/0	0/0	0	12
Van Heusen	2	0	2	0	0/0	0/0	0	12
Haffner	1	0	1	0	0/0	0/0	0	6
Liske	1	1	0	0	0/0	0/0	0	6
Lynch	1	1	0	0	0/0	0/0	0	6
Pastrana	1	1	0	0	0/0	0/0	0	6
Washington	0	0	0	0	0/0	0/0	1	2
TEAM	0	0	0	0	0/0	0/0	1	2
BRONCOS	28	17	11	0	27/28	18/32	2	253
OPPONENTS	28	17	20	1	27/28	23/36	0	264

RECEIVING		No.	Yds.	Avg.	Long	TD
Whalen		36	503	14.0	34	3
Crenshaw		18	105	5.8	35	1
Little		17	161	9.5	39	0
Van Heusen		16	382	23.9	74	2
Haffner		12	196	16.3	28t	1
Anderson		9	140	15.6	37	0
Masters		9	83	9.2	18	2
Turner		8	23	2.9	11	0
Lynch		7	69	9.9	36	0
Embree		4	50	12.5	20	0
BRONCOS		183	2358	12.9	74	11
OPPONENTS		191	2810	14.7	63t	20

INTERCEPTIONS		No.	Yds.	Avg.	Long	TD
Martha		6	99	16.5	50	0
Greer		4	20	5.0	15	0
Gordon		3	26	8.7	24	0
Thompson		2	65	32.5	33	0
Wade		1	10	10.0	10	0
BRONCOS		16	220	13.8	50	0
OPPONENTS		28	213	7.6	26	0

PUNTING		No.	Yds.	Avg.	Long	B
Van Heusen		87	3732	42.9	64	0
OPPONENTS		89	3998	44.9	68	0

PUNT RETURNS		No.	FC	Yds.	Avg.	Long	TD
Thompson		23	1	233	10.1	45	0
Greer		14	4	123	8.8	38	0
Little		22	3	187	8.5	24	0
Jaquess		4	5	13	3.3	7	0
BRONCOS		63	13	556	8.8	45	0
OPPONENTS		56	16	416	7.4	60	0

KICKOFF RETURNS		No.	Yds.	Avg.	Long	TD
Anderson		21	520	24.8	39	0
Thompson		9	188	20.9	29	0
Hendren		8	197	24.6	30	0
Little		6	126	21.0	28	0
Crier		2	20	10.0	10	0
Turner		1	31	31.0	31	0
Washington		1	20	20.0	20	0
Myrtle		1	1	1.0	1	0
Lynch		0	11	—	11	0
BRONCOS		49	1114	22.7	39	0
OPPONENTS		24	544	22.7	51	0

**return yardage gained by lateral*

SACKS: P. Smith 11.5, Jackson 10, Costa 9, Duranko 7, Washington 5.5, Myrtle 3, Cunningham 1, Greer 1, Inman 0.5, Roche 0.5, Team 1, **TOTAL 50.0**

PASSING	Att.	Comp.	Yds.	Comp.%	Yd./Att.	Sack/Lost	TD	TD%	Int	Int%	LG	Rtg.
Liske	238	112	1340	47.1	5.63	28/228	7	2.9	11	4.6	74	55.3
Tensi	80	38	539	47.5	6.74	6/35	3	3.8	8	10.0	42	42.7
Pastrana	75	29	420	38.7	5.60	8/60	1	1.3	9	12.0	58t	22.5
Anderson	4	7	4	59	57.1	8.43	1/5	0	0.0	0.0	25	84.8
Van Heusen	1	0	0	0.0	0.00	0/0	0	0.0	0.0	0.0	—	39.6
Little	2	0	0	0.0	0.00	1/5	0	0.0	0.0	0.0	—	39.6
BRONCOS	403	193	2358	45.4	5.85	44/333	11	2.7	28	6.9	74	44.5
OPPONENTS	379	191	2810	50.4	7.41	50/456	20	5.3	16	4.2	63t	75.0

1970 DEFENSIVE STATS

(based on unofficial press box statistics)

	TT	UT	A	SACKS	I-YDS	FR
1 Jackson	88	64	24	10	0-0	0
2 Forsberg	85	65	20	0	0-0	1
3 P. Smith	79	59	20	11.5	0-0	0
4 Costa	68	44	24	9	0-0	3
5 Martha	64	41	23	0	6-99	0
6 Greer	63	51	12	1	4-20	3
7 Washington	48	36	12	5.5	0-0	1
8 Duranko	47	41	6	7	0-0	0
9 Cunningham	39	23	16	1	0-0	2
10 Gordon	38	33	5	0	3-26	0
11 Thompson	30	25	5	0	2-65	1
12 Saines	23	17	6	0	0-0	0
13 Jaquess	22	18	4	0	0-0	0
Myrtle	22	13	9	3	0-0	1
15 Inman	16	7	9	0.5	0-0	0
16 Roche	13	10	3	0.5	0-0	0
17 Butler	10	9	1	0	0-0	0
18 Criter	8	5	3	0	0-0	1
19 Wade	7	5	2	0	1-10	0
20 Edgersson	6	5	1	0	0-0	0
21 Garrett	2	2	0	0	0-0	0
22 Barnes	1	1	0	0	0-0	0
23 Team	0	0	0	0.5	0-0	0
TOTALS	779	574	205	49.5	16-220	13

1970 GAMES STARTED

OFFENSE		DEFENSE	
QB Liske, Pete	9	DE Duranko, Pete	14
QB Pastrana, Al	3	DE Jackson, Rich	14
QB Tensi, Steve	2	DT Costa, Dave	14
RB Crenshaw, Willis	12	DT Smith, Paul	14
RB Little, Floyd	14	LB Criter, Ken	1
RB Lynch, Fran	2	LB Cunningham, Carl	14
WR Denson, Al	14	LB Forsberg, Fred	13
WR Embree, John	1	LB Inman, Jerry	1
WR Haffner, Mike	7	LB Myrtle, Chip	2
WR Van Heusen, Bill	5	LB Washington, Dave	11
TE Masters, Billy	2	CB Gordon, Cornell	14
TE Whalen, Jim	13	CB Jaquess, Pete	2
C Kaminski, Larry	14	CB Mitchell, Alvin	1
T Alexakos, Steve	1	CB Thompson, Billy	9
T Bachman, Jay	1	CB Wade, Bob	2
T Brunelli, Sam	12	S Greer, Charles	14
T Current, Mike	14	S Martha, Paul	12
G Goeddeke, George	14	S Saines, George	2
G Schnitker, Mike	2		
G Young, Bob	12		

1970 COACHES

Lou Saban (Head Coach), Joe Collier (Defensive Backfield), Whitey Dovell (Offensive Line), Hunter Enis (Offensive Backfield), Stan Jones (Defensive Line), Dick MacPherson (Linebackers), Sam Rutigliano (Wide Receivers).

1970 LEADERS / RANKINGS

INDIVIDUAL	PLAYER	NO.	AFR RANK	NFL RANK	NFL LEADER	NO.
Points	Howfield	81	7	16	Cox (MIN)	125
Rushing Yards	Little	901	1	4	Brown (WAS)	1,125
Passing Yards	Liske	1,340	11	23	Brodie (SF)	2,941
Passer Rating	Liske	55.3	10	22	Brodie (SF)	93.8
Receiving Yards	Denson	646	10	21	Washington (SF)	1,100
Receptions	Denson	47	2t	10t	Gordon (CHI)	71
Interceptions	Martha	6	4t	9t	Robinson (KC)	10

OFFENSE	NO.	AFR RANK	NFL RANK	NFL LEADER	NO.
Points Per Game	18.1	9	18	San Francisco	25.1
Total Yards Per Game	273.4	10	18	Oakland	344.9
Yards Per Play	4.3	12	21t	Oakland/St. Louis	5.3
Rushing Yards Per Game	128.7	5	9	Dallas	164.3
Net Passing Yards Per Game	144.6	9	19	San Francisco	208.8

DEFENSE	NO.	AFR RANK	NFL RANK	NFL LEADER	NO.
Points Per Game	18.9	5	12	Minnesota	10.2
Total Yards Per Game	264.6	3	7	Minnesota	200.2
Yards Per Play	4.4	2t	6t	Minnesota	3.4
Rushing Yards Per Game	96.5	2	3	Detroit	82.3
Net Passing Yards Per Game	188.1	8	18	Minnesota	102.7

1970 KEY AWARDS

Pro Bowl (2): DE Rich Jackson, RB Floyd Little. All-Pro (2): DE Rich Jackson, RB Floyd Little.

1970 NFL STANDINGS

AFC EAST

Team	W	L	T	Pct	PF	PA
y-Baltimore	11	2	1	.846	321	234
x-Miami	10	4	0	.714	297	228
New York Jets	4	10	0	.286	255	286
Buffalo	3	10	1	.231	204	337
Boston	2	12	0	.143	149	361

AFC CENTRAL

Team	W	L	T	Pct	PF	PA
y-Cincinnati	8	6	0	.571	312	255
Cleveland	7	7	0	.500	286	265
Pittsburgh	5	9	0	.357	210	272
Houston	3	10	1	.321	217	352

AFC WEST

Team	W	L	T	Pct	PF	PA
y-Oakland	8	4	2	.667	300	293
Kansas City	7	5	2	.583	272	244
San Diego	5	6	3	.455	282	278
Denver	5	8	1	.385	253	264

NFC EAST

Team	W	L	T	Pct	PF	PA
y-Dallas	10	4	0	.714	299	221
New York Giants	9	5	0	.643	301	270
St. Louis	8	5	1	.615	325	228
Washington	6	8	0	.429	297	314
Philadelphia	3	10	1	.231	241	332

NFC CENTRAL

Team	W	L	T	Pct	PF	PA
y-Minnesota	12	2	0	.857	335	143
x-Detroit	10	4	0	.714	347	202
Green Bay	6	8	0	.429	196	293
Chicago	6	8	0	.429	256	261

NFC WEST

Team	W	L	T	Pct	PF	PA
y-San Francisco	10	3	1	.769	352	267
Los Angeles	9	4	1	.692	325	202
Atlanta	4	8	2	.333	206	261
New Orleans	2	11	1	.154	172	347

x - Wild Card Qualifier; y - Division Title
(NOTE - in 1970 tie games were not included in winning percentage)

DIVISIONAL PLAYOFF GAMES

- 12/26 - at Baltimore 17, Cincinnati 0
- 12/26 - at Dallas 5, Detroit 0
- 12/27 - at Oakland 21, Miami 14
- 12/27 - San Francisco 17, at Minnesota 14

CONFERENCE CHAMPIONSHIPS

- 1/3 - at Baltimore 27, Oakland 17
- 1/3 - Dallas 17, at San Francisco 10

SUPER BOWL V (MIAMI)

- 1/17 - Baltimore 16, Dallas 13

1969 FINAL STATISTICS (5-8-1)

Head Coach: Lou Saban AFL West: 4th Home Stadium: Mile High Stadium

Date	W-L	Score	Opponent	Attendance	RUSHING	No.	Yds.	Avg.	Long	TD
Sept 14	W	35-7	Boston	43,482	Little	146	729	5.0	48t	6
Sept 21	W	21-19	New York Jets	50,583	Lynch	96	407	4.2	54	2
Sept 28	L	28-41	at Buffalo	40,302	Quayle	57	183	3.2	17	0
Oct 5	L	13-26	Kansas City	50,564	Smiley	56	166	3.0	26	3
Oct 12	L	14-24	Oakland	49,511	Tensi	12	63	5.3	17	0
Oct 19	W	30-23	at Cincinnati	27,920	Liske	10	50	5.0	19	0
Oct 26	L	21-24	at Houston	45,348	Williams	10	18	1.8	8	1
Nov 2	W	13-0	San Diego	45,511	Denson	1	9	9.0	9	0
Nov 9	L	10-41	at Oakland	54,416	Burnett	5	9	1.8	5	0
Nov 16	T	20-20	Houston	45,002	Jones	1	3	3.0	3	0
Nov 23	L	24-45	at San Diego	34,664	BRONCOS	394	1637	4.2	54	12
Nov 27	L	17-31	at Kansas City	48,773	OPPONENTS	436	1709	3.9	43t	15
Dec 7	L	24-27	at Miami	25,332						
Dec 14	W	27-16	Cincinnati	42,198						

TEAM STATISTICS		Den	Opp
TOTAL FIRST DOWNS		243	278
Rushing		87	95
Passing		130	151
Penalty		26	30
TOTAL NET YARDS		4161	4641
Avg. Per Game		297.2	331.5
Total Plays		841	918
Avg. Per Play		4.9	5.1
NET YARDS RUSHING		1637	1709
Avg. Per Game		116.9	122.1
Total Rushes		394	436
Avg. Per Rush		4.2	3.9
NET YARDS PASSING		2524	2932
Avg. Per Game		180.3	209.4
Sacked/Yards Lost		44/311	45/363
Att./Completions		403/192	437/223
Completion Pct.		47.6	51.0
Had Intercepted		23	14
Touchdowns		23	19
Avg. Gain per Attempt		6.3	6.7
Avg. Gain per Completion		13.1	13.1
PUNTS/AVERAGE		72/40.1	71/43.1
Had Blocked		1	0
PUNT RETURNS		37/450	35/246
Avg. Per Return		12.2	7.0
KICKOFF RETURNS		56/1323	21/471
Avg. Per Return		23.6	22.4
INTERCEPTIONS/RET.		14/228	23/421
PENALTIES/YARDS		79/738	84/901
FUMBLES/BALL LOST		15/8	24/14
TOUCHDOWNS		37	40
Rushing		12	15
Passing		23	19
Others (Safety)		2	6
PAT (Kicking)		36/37	38/39
PAT (Passing)		0/0	0/1
PAT (Rushing)		0/0	0/0
FIELD GOALS		13/29	22/32

SCORE BY PERIODS		1	2	3	4	OT	Total
BRONCOS		72	89	61	75	—	297
OPPONENTS		67	86	86	105	—	344

SCORING	TD	Ru	Pa	Rt	PAT	FG	S	PTS
Howfield	0	0	0	0	36/37	13/29	0	75
Denson	10	0	10	0	0/0	0/0	0	60
Little	7	6	1	0	0/0	0/0	0	42
Haffner	5	0	5	0	0/0	0/0	0	30
Embree	5	0	5	0	0/0	0/0	0	30
Smiley	4	3	1	0	0/0	0/0	0	24
Lynch	2	2	0	0	0/0	0/0	0	12
Thompson	1	0	0	1	0/0	0/0	0	6
Burrell	1	0	0	1	0/0	0/0	0	6
Buckman	1	0	1	0	0/0	0/0	0	6
Williams	1	1	0	0	0/0	0/0	0	6
BRONCOS	37	12	23	2	36/37	13/29	0	297
OPPONENTS	40	15	19	6	38/39	22/32	0	344

RECEIVING		No.	Yds.	Avg.	Long	TD
Denson		53	809	15.3	62t	10
Haffner		35	563	16.1	46	5
Embree		29	469	16.2	79t	5
Little		19	218	11.5	67t	1
Quayle		11	167	15.2	71	0
Beer		9	200	22.2	48	0
Pivec		9	117	13.0	18	0
Lynch		9	86	9.6	19	0
Williams		5	56	11.2	14	0
Smiley		5	23	4.6	17t	1
Buckman		4	48	12.0	20	1
Van Heusen		3	64	31.3	36	0
Pastrana		1	15	15.0	15	0
BRONCOS		192	2835	14.8	79t	23
OPPONENTS		223	3295	14.8	86t	19

INTERCEPTIONS		No.	Yds.	Avg.	Long	TD
Thompson		3	92	30.7	57t	1
Burrell		2	65	32.5	38t	1
Cavness		2	30	15.0	29	0
Huard		2	18	9.0	18	0
Greer		2	13	6.5	13	0
Cunningham		2	10	5.0	5	0
Hollomon		1	0	0.0	0	0
BRONCOS		14	228	16.3	57t	2
OPPONENTS		23	421	18.3	73t	4

PUNTING		No.	Yds.	Avg.	Long	B
Van Heusen		25	1021	40.8	61	0
Hollomon		47	1868	39.7	57	1
BRONCOS		72	2889	40.1	61	1
OPPONENTS		71	3059	43.1	98	0

PUNT RETURNS		No.	FC	Yds.	Avg.	Long	TD
Thompson		25	5	288	11.5	40	0
Little		6	2	70	11.7	52	0
Burrell		5	2	56	11.2	42	0
Greer		1	0	36	36.0	36	0
BRONCOS		37	9	450	12.2	52	0
OPPONENTS		35	20	246	7.0	36	0

KICKOFF RETURNS		No.	Yds.	Avg.	Long	TD
Thompson		18	513	28.5	63	0
Williams		23	574	25.0	38	0
Burrell		6	108	18.0	30	0
Little		3	81	27.0	30	0
Crier		3	31	10.3	14	0
Barnes		1	16	16.0	16	0
Hollomon		1	0	0.0	—	0
Myrtle		1	0	0.0	—	0
BRONCOS		56	1323	23.6	63	0
OPPONENTS		21	471	22.4	53t	1

SACKS: Jackson 12.5, Costa 11.5, Duranko 7, Cunningham 3, P. Smith 3, Richter 2, Mirich 2, Myrtle 2, Inman 2, **TOTAL 45.0**

PASSING	Att.	Comp.	Yds.	Comp.%	Yd./Att.	Sack/Lost	TD	TD%	Int	Int%	LG	Rtg.
Tensi	286	131	1990	45.8	6.96	29/208	14	4.9	12	4.2	79t	68.1
Liske	115	61	845	53.0	7.35	15/103	9	7.8	11	9.6	71	63.4
Little	2	0	0	0.0	0.00	0/0	0	0.0	0	0.0	—	39.6
BRONCOS	403	192	2835	47.6	7.03	44/311	23	5.7	23	5.7	79t	66.3
OPPONENTS	437	223	3295	51.0	7.54	45/363	19	4.3	14	3.2	86t	77.2

1969 PRIMARY STARTERS

OFFENSE	DEFENSE
SE Denson, Al	LE Jackson, Rich
SE Haffner, Mike	LT Smith, Paul
LT Brunelli, Sam	LT Inman, Jerry
LG Goeddeke, George	RT Costa, Dave
C Kaminski, Larry	RE Duranko, Pete
RG Young, Bob	LLB Cunningham, Carl
RT Current, Mike	MLB Huard, John
TE Beer, Tom	RLB Myrtle, Chip
TE Pivec, Dave	LC Cavness, Grady
WR Embree, John	RC Thompson, Billy
QB Tensi, Steve	FS Jaquess, Pete
QB Liske, Peter	FS Burrell, George
HB Little, Floyd	SS Greer, Charles
HB Quayle, Frank	
FB Lynch, Fran	
FB Smiley, Tom	

1969 COACHES

Lou Saban (Head Coach), Joe Collier (Defensive Backfield), Whitey Dovel (Offensive Line), Hunter Enis (Offensive Backfield), Stan Jones (Defensive Line), Dick MacPherson (Linebackers), Sam Rutigliano (Wide Receivers).

1969 LEADERS / RANKINGS

INDIVIDUAL	PLAYER	NO.	AFL RANK	AFL LEADER	NO.
Points	Howfield	75	8	Turner (NYJ)	129
Rushing Yards	Little	729	5	Post (SD)	873
Passing Yards	Tensi	1,990	6	Lamonica (OAK)	3,302
Passer Rating	Tensi	68.1	4	Cook (CIN)	88.3
Receiving Yards	Denson	809	7	Wells (OAK)	1,260
Receptions	Denson	53	3	Alworth (SD)	64
Interceptions	Thompson	3	28t	Thomas (KC)	9

OFFENSE	NO.	AFL RANK	AFL LEADER	NO.
Points Per Game	21.2	4	Oakland	26.9
Total Yards Per Game	297.2	6	Oakland	359.7
Yards Per Play	4.9	5	Oakland	5.5
Rushing Yards Per Game	116.9	6	Kansas City	158.6
Net Passing Yards Per Game	180.3	5	Oakland	233.6

DEFENSE	NO.	AFL RANK	AFL LEADER	NO.
Points Per Game	24.6	8	Kansas City	12.6
Total Yards Per Game	331.5	8	Kansas City	225.9
Yards Per Play	5.1	6	Kansas City	4.0
Rushing Yards Per Game	122.1	7	Kansas City	77.9
Net Passing Yards Per Game	209.4	10	Kansas City	148.0

1969 KEY AWARDS

All-Pro (2): DE Rich Jackson (second team), RB Floyd Little (first team). AP All-AFL (2): DE Rich Jackson, RB Floyd Little. AFL All-Star Game (6): DT Dave Costa, T Mike Current, WR Al Denson, G George Goeddeke, DE Rich Jackson, RB Floyd Little.

1969 AFL STANDINGS

AFL EAST						
Team	W	L	T	Pct	PF	PA
y-New York Jets	10	4	0	.714	353	269
x-Houston	6	6	2	.500	278	279
Boston	4	10	0	.286	266	316
Buffalo	4	10	0	.286	230	359
Miami	3	10	1	.231	233	332

AFL WEST						
Team	W	L	T	Pct	PF	PA
y-Oakland	12	1	1	.923	377	242
x-Kansas City	11	3	0	.786	359	177
San Diego	8	6	0	.571	288	276
Denver	5	8	1	.385	297	344
Cincinnati	4	9	1	.308	280	367

x - Made Playoffs; y - Division Title

DIVISIONAL PLAYOFF GAMES

12/20 - Kansas City 13, at New York Jets 6
 12/21 - at Oakland 56, Houston 7

AFL CHAMPIONSHIP

1/4 - Kansas City 17, at Oakland 7

1969 NFL STANDINGS

EAST-CAPITOL						
Team	W	L	T	Pct	PF	PA
y-Dallas	11	2	1	.846	369	223
Washington	7	5	2	.583	307	319
New Orleans	5	9	0	.357	311	393
Philadelphia	4	9	1	.308	279	377

EAST-CENTURY						
Team	W	L	T	Pct	PF	PA
y-Cleveland	10	3	1	.769	351	300
New York Giants	6	8	0	.429	264	298
St. Louis	4	9	1	.308	314	389
Pittsburgh	1	13	0	.071	218	404

WEST-CENTRAL						
Team	W	L	T	Pct	PF	PA
y-Minnesota	12	2	0	.857	379	133
Detroit	9	4	1	.692	259	188
Green Bay	8	6	0	.571	269	221
Chicago	1	13	0	.071	210	339

WEST-COASTAL						
Team	W	L	T	Pct	PF	PA
y-Los Angeles	11	3	0	.786	320	243
Baltimore	8	5	1	.615	279	268
Atlanta	6	8	0	.429	276	268
San Francisco	4	8	2	.333	277	319

y - Division Title

CONFERENCE CHAMPIONSHIPS

12/27 - at Minnesota 23, Los Angeles 20
 12/28 - Cleveland 38, at Dallas 14

NFL CHAMPIONSHIP

1/4 - at Minnesota 27, Cleveland 7

SUPER BOWL IV (NEW ORLEANS)

1/11 - Kansas City (AFL) 23, Minnesota (NFL) 7

1968 FINAL STATISTICS (5-9)

Head Coach: Lou Saban AFL West: 4th Home Stadium: Mile High Stadium

Date	W-L	Score	Opponent	Attendance	RUSHING, cont.	No.	Yds.	Avg.	Long	TD
Sept 15	L	10-24	at Cincinnati	25,049	LeClair	12	40	3.3	12	0
Sept 22	L	2-34	at Kansas City	45,821	Moore	4	22	5.5	7	0
Sept 29	L	17-20	Boston	37,024	Lindsey	4	17	4.3	7	0
Oct 6	W	10-7	Cincinnati	41,257	Van Heusen	1	6	6.0	6	0
Oct 13	W	21-13	at New York Jets	62,052	Haffner	2	2	1.0	1	0
Oct 20	L	24-55	at San Diego	42,953	Tensi	6	2	0.3	2	0
Oct 27	W	21-14	Miami	44,115	Jones	1	-1	-1.0	-1	0
Nov 3	W	35-14	at Boston	18,304	DiVito	1	-1	-1.0	-1	0
Nov 10	L	7-43	Oakland	50,002	BRONCOS	411	1614	3.9	155	11
Nov 17	L	17-38	at Houston	36,075	OPPONENTS	457	1861	4.1	165	20
Nov 24	W	34-32	Buffalo	35,142						
Dec 1	L	23-47	San Diego	35,312	RECEIVING	No.	Yds.	Avg.	Long	TD
Dec 8	L	27-33	at Oakland	47,754	Crabtree	35	601	17.2	72t	5
Dec 14	L	7-30	Kansas City	38,463	Denson	34	586	17.2	44t	5
					Beer	20	276	13.8	31	1
					Van Heusen	19	353	18.6	50t	3
					Little	19	331	17.4	66t	1
					Jones	13	190	14.6	60t	2
					Haffner	12	232	19.3	52	1
					McCarthy	7	69	9.9	40t	2
					Ford	6	40	6.7	12	0
					Lynch	4	52	13.0	22	0
					Moore	3	35	11.7	16	0
					Lamb	3	10	3.3	—	0
					Erwin	2	21	10.5	17	0
					Myrtle	1	18	18.0	18	0
					Washington	1	12	12.0	12	0
					BRONCOS	179	2826	15.8	72t	20
					OPPONENTS	217	3419	15.8	94t	25

TEAM STATISTICS		Den	Opp	INTERCEPTIONS		No.	Yds.	Avg.	Long	TD
TOTAL FIRST DOWNS		217	251	Jaquess	5	64	12.8	28	0	
Rushing	75	94	Greer	4	18	4.5	14	0		
Passing	145	146	Oberg	3	17	5.6	16	0		
Penalty	18	12	Huard	2	35	17.5	26	0		
TOTAL NET YARDS	3971	5024	Garrett	2	6	3.0	6	0		
Avg. Per Game	283.6	358.9	Hollomon	1	16	16.0	16	0		
Total Plays	889	917	Forsberg	1	6	6.0	6	0		
Avg. Per Play	4.5	5.5	Cunningham	1	3	3.0	3	0		
NET YARDS RUSHING	1614	1861	Lentz	1	0	0.0	0	0		
Avg. Per Game	115.3	132.9	BRONCOS	20	165	8.3	28	0		
Total Rushes	411	457	OPPONENTS	27	328	12.1	—	3		
Avg. Per Rush	3.9	4.1								
NET YARDS PASSING	2357	3163								
Avg. Per Game	168.4	225.9								
Sacked/Yards Lost	51/469	31/256								
Att./Completions	427/179	429/217								
Completion Pct.	41.9	50.6								
Had Intercepted	27	20								
PUNTS/AVERAGE	96/42.7	76/43.0								
Had Blocked	1	1								
PUNT RETURNS	38/332	46/282								
Avg. Per Return	8.7	6.1								
KICKOFF RETURNS	60/1361	29/704								
Avg. Per Return	22.7	24.3								
INTERCEPTIONS/RET.	20/165	27/328								
PENALTIES/YARDS	73/772	64/750								
FUMBLES/BALL LOST	28/13	24/12								
TOUCHDOWNS	32	48								
Rushing	11	20								
Passing	20	25								
Others (Ret.)	1	3								
Others (Safety)	1	2								
PAT (Kicking)	31/31	47/47								
PAT (Passing)	0/1	1/1								
PAT (Rushing)	0/0	0/0								
FIELD GOALS	10/23	21/34								

SCORING		TD	Ru	Pa	Rt	PAT	FG	S	PTS
Howfield	0	0	0	0	30/30	9/18	0	57	
Crabtree	5	0	5	0	0/0	0/0	0	30	
Little	5	3	1	1	0/0	0/0	0	30	
Denson	5	0	5	0	0/0	0/0	0	30	
Lynch	4	4	0	0	0/0	0/0	0	24	
Briscoe	3	3	0	0	0/0	0/0	0	18	
Van Heusen	3	0	3	0	0/0	0/0	0	18	
Jones	2	0	2	0	0/0	0/0	0	12	
McCarthy	2	0	2	0	0/0	0/0	0	12	
Haffner	1	0	1	0	0/0	0/0	0	6	
Beer	1	1	0	0	0/0	0/0	0	6	
Ford	1	1	0	0	0/0	0/0	0	6	
Humphreys	0	0	0	0	1/1	1/5	0	4	
Myrtle	0	0	0	0	0/0	0/0	1	2	
BRONCOS	32	11	20	1	31/31	10/23	1	255	
OPPONENTS	48	20	25	3	47/47	21/34	0	404	

RUSHING		No.	Yds.	Avg.	Long	TD
Little	158	584	3.7	55t	3	
Briscoe	41	308	7.5	34	3	
Lynch	66	221	3.3	19	4	
Ford	41	186	4.5	23	1	
McCarthy	28	89	3.2	12	0	
Erwin	24	76	3.2	9	0	
Lamb	22	63	2.9	17	0	

PASSING		Att.	Comp.	Yds.	Comp %	Yd./Att.	TD	TD%	Int	Int%	LG	Rtg.
Briscoe	224	93	1589	41.5	7.09	14	6.3	13	5.7	66t	62.9	
Tensi	119	48	709	40.3	5.96	5	4.2	8	6.7	72t	46.5	
LeClair	54	27	401	50.0	7.43	1	1.9	5	9.3	50	42.3	
McCormick	19	8	89	42.1	4.68	0	0.0	1	5.3	18	34.8	
Haffner	1	1	18	100.0	18.00	0	0.0	0	0.0	18	118.8	
DiVito	6	1	16	16.6	2.67	0	0.0	0	0.0	16	39.6	
Lynch	2	1	4	50.0	2.00	0	0.0	0	0.0	4	56.3	
Little	2	0	0	0.0	0.00	0	0.0	0	0.0	—	39.6	
BRONCOS	427	179	2826	41.9	6.62	20	4.7	27	6.3	72t	53.9	
OPPONENTS	429	217	3419	50.6	7.97	25	5.8	20	4.7	94t	77.4	

SACKS: R. Jackson 10.5, Costa 6.5, Duranko 6, Inman 3.5, Mirich 1.5, QB Fell 1, Team 2, **TOTAL 31.0**

1968 PRIMARY STARTERS

OFFENSE	DEFENSE
SE Denson, Al	LE Duranko, Pete
SE Van Heusen, Billy	LE Smith, Paul
LT Brunelli, Sam	LT Inman, Jerry
LG Goeddeke, George	LT Mirich, Rex
C Kaminski, Larry	RT Costa, Dave
RG Young, Bob	RE Jackson, Rich
RG Homan, Jon	LLB Cunningham, Carl
RT Current, Mike	MLB Huard, John
TE Beer, Tom	RLB Forsberg, Fred
WR Crabtree, Eric	RLB Myrtle, Chip
WR Jones, Jimmy	LC Greer, Charlie
QB Briscoe, Marlin	RC Garrett, Drake
QB Tensi, Steve	FS Lentz, Jack
HB Little, Floyd	SS Jaquess, Pete
HB Lynch, Fran	
FB Ford, Garrett	
FB McCarthy, Brendan	

1968 COACHES

Lou Saban (Head Coach), **Whitey Dovell** (Offensive Line), **Hunter Enis** (Offensive Backfield), **Stan Jones** (Defensive Line), **Dick MacPherson** (Defensive Backfield), **Sam Rutigliano** (Wide Receivers).

1968 LEADERS / RANKINGS

INDIVIDUAL	PLAYER	NO.	AFL RANK	AFL LEADER	NO.
Points	Howfield	57	13	Turner (NYJ)	145
Rushing Yards	Little	584	9	Kelly (CIN)	1,239
Passing Yards	Briscoe	1,589	6	Hadi (SD)	3,473
Passer Rating	Briscoe	62.9	6	Dawson (KC)	98.6
Receiving Yards	Crabtree	601	15	Alworth (SD)	1,312
Receptions	Crabtree	35	15	Alworth (SD)	68
Interceptions	Jaquess	5	71	Grayson (OAK)	10

OFFENSE	NO.	AFL RANK	AFL LEADER	NO.
Points Per Game	18.2	7	Oakland	32.4
Total Yards Per Game	283.6	7	Oakland	406.9
Yards Per Play	4.5	7	Oakland	5.9
Rushing Yards Per Game	115.3	7	Kansas City	159.1
Net Passing Yards Per Game	168.4	6	San Diego	258.8

DEFENSE	NO.	AFL RANK	AFL LEADER	NO.
Points Per Game	28.9	9	Kansas City	12.1
Total Yards Per Game	358.9	10	New York Jets	240.2
Yards Per Play	5.5	9	Houston	4.0
Rushing Yards Per Game	132.9	7	New York Jets	85.4
Net Passing Yards Per Game	225.9	10	Houston	119.4

1968 KEY AWARDS

AP All-AFL (1): DE Rich Jackson. **AFL All-Star Game (3):** DT Dave Costa, DE Rich Jackson, RB Floyd Little.

1968 AFL STANDINGS

AFL EAST

Team	W	L	T	Pct	PF	PA
y-New York Jets	11	3	0	.786	419	280
Houston	7	7	0	.500	303	248
Miami	5	8	1	.385	276	355
Boston	4	10	0	.286	229	406
Buffalo	1	12	1	.077	199	367

AFL WEST

Team	W	L	T	Pct	PF	PA
x-Kansas City	12	2	0	.857	371	170
x-Oakland	12	2	0	.857	453	233
San Diego	9	5	0	.643	382	310
Denver	5	9	0	.357	255	404
Cincinnati	3	11	0	.214	215	329

x - Made Playoffs; y - Division Title

WESTERN DIVISIONAL PLAYOFF GAME

12/22 - at Oakland 41, Kansas City 6

AFL CHAMPIONSHIP

12/29 - at New York Jets 27, Oakland 23

1968 NFL STANDINGS

EAST-CAPITOL

Team	W	L	T	Pct	PF	PA
y-Dallas	12	2	0	.857	431	186
New York Giants	7	7	0	.500	294	325
Washington	5	9	0	.357	249	358
Philadelphia	2	12	0	.143	202	351

EAST-CENTURY

Team	W	L	T	Pct	PF	PA
y-Cleveland	10	4	0	.714	394	273
St. Louis	9	4	1	.692	325	289
New Orleans	4	9	1	.308	246	327
Pittsburgh	2	11	1	.154	244	397

WEST-CENTRAL

Team	W	L	T	Pct	PF	PA
y-Minnesota	8	6	0	.571	282	242
Chicago	7	7	0	.500	250	333
Green Bay	6	7	1	.462	281	227
Detroit	4	8	2	.333	207	241

WEST-COASTAL

Team	W	L	T	Pct	PF	PA
y-Baltimore	13	1	0	.929	402	144
Los Angeles	10	3	1	.769	312	200
San Francisco	7	6	1	.538	303	310
Atlanta	2	12	0	.143	170	389

y - Division Title

CONFERENCE CHAMPIONSHIPS

12/21 - at Cleveland 31, Dallas 20

12/22 - at Baltimore 24, Minnesota 14

NFL CHAMPIONSHIP

12/29 - Baltimore 34, at Cleveland 0

SUPER BOWL III (MIAMI)

1/12 - New York Jets (AFL) 16, Baltimore (NFL) 7

1967 FINAL STATISTICS (3-11)

Head Coach: Lou Saban AFL West: 4th Home Stadium: Bears Stadium

Date	W-L	Score	Opponent	Attendance	RUSHING	No.	Yds.	Avg.	Long	TD
Sept 3	W	26-21	Boston	35,488	Little	130	381	2.9	14	1
Sept 10	L	0-51	at Oakland	25,423	Mitchell	82	308	3.8	35	0
Sept 17	L	21-35	at Miami	29,381	Hickey	73	263	3.6	20	4
Sept 24	L	24-38	New York Jets	35,365	Hayes	85	255	3.0	18	4
Oct 1	L	6-10	at Houston	21,798	Gilchrist	10	21	2.1	6	0
Oct 8	L	16-17	Buffalo	35,188	Lynch	2	7	3.5	7	0
Oct 22	L	21-38	San Diego	34,464	LeClair	8	6	0.8	10	1
Oct 29	L	9-52	at Kansas City	44,002	Tensi	24	4	0.2	13	0
Nov 5	L	17-21	Oakland	29,043	Crabtree	2	2	1.0	6	0
Nov 12	L	18-20	Houston	30,392	Glacken	1	10	10.0	10	0
Nov 19	W	21-20	at Buffalo	30,891	Cassese	1	5	5.0	5	0
Nov 23	L	20-24	at San Diego	34,586	Scarpitto	1	5	5.0	5	0
Dec 3	W	33-24	at New York Jets	61,615	Denson	1	-2	-2.0	-2	0
Dec 17	L	24-38	Kansas City	31,660	BRONCOS	420	1265	3.0	35	10
					OPPONENTS	444	2076	4.7	65	21

TEAM STATISTICS		Den	Opp	RECEIVING		No.	Yds.	Avg.	Long	TD	
TOTAL FIRST DOWNS		172	276	Denson	46	899	19.5	68t	11		
Rushing		65	115	Crabtree	46	716	15.6	76t	5		
Passing		91	143	Hayes	13	125	9.6	24	0		
Penalty		16	18	Beer	11	155	14.1	29	0		
TOTAL NET YARDS		2947	5201	Little	7	11	1.6	15	0		
Avg. Per Game		210.5	371.5	White	5	87	17.4	40	0		
Total Plays		852	921	Hickey	7	36	5.1	22t	1		
Avg. Per Play		3.5	5.6	Mitchell	7	15	2.1	15	0		
NET YARDS RUSHING		1265	2076	Sweeney	6	136	22.7	48	0		
Avg. Per Game		90.4	148.3	Scarpitto	1	14	14.0	14	0		
Total Rushes		420	444	Gilchrist	1	-4	-4.0	0	0		
Avg. Per Rush		3.0	4.7	BRONCOS	150	2190	14.6	76t	17		
NET YARDS PASSING		1682	3125	OPPONENTS	214	3289	15.3	79	27		
Avg. Per Game		120.1	223.2	INTERCEPTIONS		No.	Yds.	Avg.	Long	TD	
Sacked/Yards Lost		58/508	18/164	Sellers	7	78	11.1	47	1		
Att./Completions		374/150	459/214	Wilson	4	153	38.3	70	2		
Completion Pct.		40.1	46.6	Lentz	4	72	18.0	47	0		
Had Intercepted		18	28	Wright	4	22	5.5	8	0		
PUNTS/AVERAGE		105/44.9	65/41.5	Sykes	2	29	14.5	29	0		
Had Blocked		1	1	Huard	2	12	6.0	9	0		
PUNT RETURNS		27/357	61/718	Richter	2	6	3.0	6	0		
Avg. Per Return		13.2	11.8	Cassese	1	24	24.0	24	0		
KICKOFF RETURNS		60/1518	42/1046	Cunningham	1	16	16.0	16	0		
Avg. Per Return		25.3	24.9	Myrtle	1	1	1.0	1	0		
INTERCEPTIONS/RET.		28/413	18/262	BRONCOS	28	413	14.8	70	3		
PENALTIES/YARDS		48/512	58/628	OPPONENTS	18	262	14.6	—	2		
FUMBLES/BALL LOST		30/12	23/13	PUNTING		No.	Yds.	Avg.	Long	B	
TOUCHDOWNS		31	52	Scarpitto	105	4713	44.9	73	1		
Rushing		10	21	OPPONENTS	65	2699	41.5	60	1		
Passing		17	27	PUNT RETURNS		No.	FC	Yds.	Avg.	Long	TD
Others		4	4	Little	16	6	270	16.9	72	1	
PAT (Kicking)		28/30	48/49	Sellers	4	0	24	6.0	17	0	
PAT (Passing)		1/1	1/2	Cassese	3	7	14	4.7	9	0	
PAT (Rushing)		0/0	1/1	Crabtree	2	0	24	12.0	21	0	
FIELD GOALS		12/27	15/31	Huard	1	0	19	19.0	19	0	

SCORING		TD	Ru	Pa	Rt	PAT	FG	S	PTS
Denson	11	0	11	0	0/0	0/0	0/0	0	66
Humphreys	0	0	0	0	18/19	7/15	0/39	0	39
Hickey	5	4	1	0	0/0	0/0	0/30	0	30
Crabtree	5	0	5	0	0/0	0/0	0/30	0	30
Hayes	4	4	0	0	0/0	0/0	0/26	0	26
Little	2	1	0	1	0/0	0/0	0/12	0	12
Wilson	2	0	0	2	0/0	0/0	0/12	0	12
Kroner	0	0	0	0	5/6	2/2	0/11	0	11
Duncan	0	0	0	0	3/3	2/5	0/9	0	9
Sellers	1	0	0	1	0/0	0/0	0/6	0	6
LeClair	1	1	0	0	0/0	0/0	0/6	0	6
LeClerc	0	0	0	0	2/2	1/6	0/5	0	5
Jackson	0	0	0	0	0/0	0/0	1/2	0	2
White	0	0	0	0	0/0	0/0	1/2	0	2
BRONCOS	31	10	17	4	28/30	12/28	2/256	0	409
OPPONENTS	52	21	27	4	48/49	15/31	0/409	0	409

KICKOFF RETURNS		No.	Yds.	Avg.	Long	TD
Little	35	942	26.9	60	0	
Mitchell	8	164	20.5	32	0	
Sellers	6	120	20.0	32	0	
Wilson	4	106	26.5	37	0	
Hayes	3	104	34.7	39	0	
Lynch	1	27	27.0	27	0	
Crabtree	1	26	26.0	26	0	
Cassese	1	19	19.0	19	0	
Beer	1	10	10.0	10	0	
BRONCOS	60	1518	25.3	60	0	
OPPONENTS	42	1046	24.9	—	1	

SACKS: R. Jackson 4.5, Costa 4.5, Cox 2.5, Cunningham 2.5, Inman 1.5, Duranko 1, Myrtle 1, Mirch 1, Richter 0.5, **TOTAL 19.0**

PASSING	Att.	Comp.	Yds.	Comp.%	Yd./Att.	TD	TD%	Int	Int%	LG	Rtg.
Tensi	325	131	1915	40.3	5.89	16	4.9	17	5.2	76t	54.8
LeClair	45	19	275	42.2	6.11	1	6.1	1	2.2	48	60.9
Glacken	4	0	0	0.0	0.00	0	0.0	0	0.0	0	39.6
BRONCOS	374	150	2190	40.1	5.86	17	4.5	18	4.8	76t	55.0
OPPONENTS	459	214	3289	46.6	7.17	27	5.9	28	6.1	79	65.0

1967 PRIMARY STARTERS

OFFENSE	DEFENSE
SE Crabtree, Eric	LE Mirich, Rex
LT Brunelli, Sam	LT Inman, Jerry
LG Goeddeke, George	RT Costa, Dave
C Kaminski, Larry	RE Jackson, Rich
RG Mattson, Pat	LLB Cunningham, Carl
RT Cichowski, Tom	MLB Huard, John
TE Beer, Tom	MLB Duranko, Pete
FL Denson, Al	RLB Myrtle, Chip
QB Tensi, Steve	RLB Richter, Frank
HB Little, Floyd	LC Sellers, Goldie
HB Mitchell, Charlie	RC Wilson, Nemiah
FB Hickey, Bo	FS Lentz, Jack
FB Hayes, Wendell	SS Jaquess, Pete
	SS Cassese, Tom

1967 COACHES

Lou Saban (Head Coach), **Whitey Dovell** (Offensive Line), **Hunter Ellis** (Offensive Backfield), **Stan Jones** (Defensive Line), **Dick MacPherson** (Linebackers), **Sam Rutigliano** (Wide Receivers).

1967 LEADERS / RANKINGS

INDIVIDUAL	PLAYER	NO.	AFL RANK	AFL LEADER	NO.
Points	Denson	66	10	Blanda (OAK)	116
Rushing Yards	Little	381	13	Nance (BOS)	1,216
Passing Yards	Tensi	1,915	8	Namath (NYJ)	4,007
Passer Rating	Tensi	54.8	7	Dawson (KC)	83.7
Receiving Yards	Denson	899	6	Maynard (NYJ)	1,434
Receptions	Crabtree/Denson	46	8t	Sauer (NYJ)	75
Interceptions	Sellers	7	5t	Three Players	10

OFFENSE	NO.	AFL RANK	AFL LEADER	NO.
Points Per Game	18.3	7	Oakland	33.4
Total Yards Per Game	210.5	9	New York Jets	368.0
Yards Per Play	3.5	9	San Diego	5.8
Rushing Yards Per Game	90.4	9	Houston	151.6
Net Passing Yards Per Game	120.1	8	New York Jets	274.6

DEFENSE	NO.	AFL RANK	AFL LEADER	NO.
Points Per Game	29.2	9	Houston	14.2
Total Yards Per Game	371.5	9	Oakland	236.3
Yards Per Play	5.6	8	Oakland	3.8
Rushing Yards Per Game	148.3	8	Oakland	80.6
Net Passing Yards Per Game	223.2	8	Buffalo	130.4

1967 KEY AWARDS

AFL All-Star Game (4): DT Dave Costa, WR Al Denson, C Larry Kaminski, CB Nemiah Wilson.

1967 AFL STANDINGS

AFL EAST

Team	W	L	T	Pct	PF	PA
y-Houston	9	4	1	.692	258	199
New York Jets	8	5	1	.615	371	329
Buffalo	4	10	0	.286	237	285
Miami	4	10	0	.286	219	407
Boston	3	10	1	.231	280	389

AFL WEST

Team	W	L	T	Pct	PF	PA
y-Oakland	13	1	0	.929	468	233
Kansas City	9	5	0	.643	408	254
San Diego	8	5	1	.615	360	352
Denver	3	11	0	.214	256	409

y – Division Title

AFL CHAMPIONSHIP

12/31 – at Oakland 40, Houston 7

1967 NFL STANDINGS

EAST-CAPITOL

Team	W	L	T	Pct	PF	PA
y-Dallas	9	5	0	.643	342	268
Philadelphia	6	7	1	.462	351	409
Washington	5	6	3	.455	347	353
New Orleans	3	11	0	.214	233	379

EAST-CENTURY

Team	W	L	T	Pct	PF	PA
y-Cleveland	9	5	0	.643	334	297
New York Giants	7	7	0	.500	369	379
St. Louis	6	7	1	.462	333	356
Pittsburgh	4	9	1	.308	281	320

WEST-CENTRAL

Team	W	L	T	Pct	PF	PA
y-Green Bay	9	4	1	.692	332	209
Chicago	7	6	1	.538	239	218
Detroit	5	7	2	.417	260	259
Minnesota	3	8	3	.273	233	294

WEST-COASTAL

Team	W	L	T	Pct	PF	PA
y-Los Angeles	11	1	2	.917	398	196
Baltimore	11	1	2	.917	394	198
San Francisco	7	7	0	.500	273	337
Atlanta	1	12	1	.077	175	422

y – Division Title

CONFERENCE CHAMPIONSHIPS

12/23 – at Green Bay 28, Los Angeles 7

12/24 – at Dallas 52, Cleveland 14

NFL CHAMPIONSHIP

12/31 – at Green Bay 21, Dallas 17

SUPER BOWL II (MIAMI)

1/14 – Green Bay (NFL) 33, Oakland (AFL) 14

1966 FINAL STATISTICS (4-10)

Head Coach: Mac Speedie (2) / Ray Malavasi (12) AFL West: 4th Home Stadium: Bears Stadium

Date	W-L	Score	Opponent	Attendance	RUSHING	No.	Yds.	Avg.	Long	TD
Sept 3	L	7-45	at Houston	30,156	Haynes	105	417	4.0	56	1
Sept 18	L	10-24	Boston	25,337	Haynes	129	304	2.4	20	2
Sept 25	L	7-16	New York Jets	29,878	Mitchell	70	199	2.8	21	0
Oct 2	W	40-38	Houston	27,203	Scarpitto	4	110	27.5	63	1
Oct 8	L	10-37	at Kansas City	33,929	Lester	34	84	2.5	10	0
Oct 16	L	7-24	at Miami	23,393	Choboian	21	45	2.1	12	2
Oct 23	L	10-56	Kansas City	26,196	Slaughter	1	10	10.0	10	0
Oct 30	L	17-24	at San Diego	25,819	Kellogg	6	3	0.5	5	0
Nov 6	W	17-10	at Boston	18,154	McCormick	4	2	0.5	3	0
Nov 20	L	3-17	Oakland	26,703	Glacken	2	-1	-0.5	5	0
Nov 27	W	20-17	San Diego	24,860	BRONCOS	376	1173	3.1	63	6
Dec 4	W	17-7	Miami	32,592	OPPONENTS	441	2029	4.6	61	17
Dec 11	L	10-28	at Oakland	31,765	RECEIVING	No.	Yds.	Avg.	Long	TD
Dec 18	L	21-38	at Buffalo	40,538	Haynes	46	480	10.4	52	1

TEAM STATISTICS		Den	Opp
TOTAL FIRST DOWNS		171	251
Rushing		61	101
Passing		95	122
Penalty		14	28
TOTAL NET YARDS		3168	4544
Avg. Per Game		226.3	324.6
Total Plays		815	871
Avg. Per Play		3.9	5.2
NET YARDS RUSHING		1173	2029
Avg. Per Game		83.8	144.9
Total Rushes		376	441
Avg. Per Rush		3.1	4.6
NET YARDS PASSING		1995	2515
Avg. Per Game		142.5	179.6
Sacked/Yards Lost		37/356	33/304
Att./Completions		402/166	396/192
Completion Pct.		41.3	48.5
Had Intercepted		30	13
PUNTS/AVERAGE		77/45.2	60/42.7
Had Blocked		1	0
PUNT RETURNS		26/235	38/296
Avg. Per Return		9.0	7.8
KICKOFF RETURNS		58/1558	43/1000
Avg. Per Return		26.9	23.3
INTERCEPTIONS/RET.		13/109	30/545
PENALTIES/YARDS		66/773	75/571
FUMBLES/BALL LOST		36/17	35/18
TOUCHDOWNS		22	47
Rushing		6	17
Passing		12	26
Others		4	4
PAT (Kicking)		20/20	46/46
PAT (Passing)		1/2	1/1
PAT (Rushing)		0	0
FIELD GOALS		14/25	17/40

SCORING	TD	Ru	Pa	Rt	PAT	FG	\$	PTS
Kroner	0	0	0	0	20/20	14/25	0	62
Scarpitto	5	1	4	0	0/0	0/0	0	32
Haynes	3	2	1	0	0/0	0/0	0	18
Denson	3	0	3	0	0/0	0/0	0	18
Mitchell	2	0	2	0	0/0	0/0	0	12
Sellers	2	0	0	2	0/0	0/0	0	12
Choboian	2	2	0	0	0/0	0/0	0	12
Taylor	1	0	1	0	0/0	0/0	0	6
Haynes	1	1	0	0	0/0	0/0	0	6
Bramlett	1	0	0	1	0/0	0/0	0	6
Lester	1	0	1	0	0/0	0/0	0	6
Wilson	1	0	0	1	0/0	0/0	0	6
BRONCOS	22	6	12	4	20/20	14/25	0	196
OPPONENTS	47	17	26	4	46/46	17/40	0	381

RECEIVING	No.	Yds.	Avg.	Long	TD
Haynes	46	480	10.4	52	1
Denson	36	725	20.1	65	3
Taylor	35	448	12.8	32	1
Scarpitto	21	335	16.0	62	4
Mitchell	14	239	17.1	79	2
Haynes	8	49	6.1	29	0
Lester	2	26	13.0	21	1
Crabtree	1	38	38.0	38	0
Franci	1	8	8.0	8	0
Kellogg	1	5	5.0	5	0
Wright	1	-2	-2.0	-2	0
BRONCOS	166	2351	14.2	79	12
OPPONENTS	192	2819	14.7	79	26

INTERCEPTIONS	No.	Yds.	Avg.	Long	TD
Brown	3	37	12.3	31	0
Sellers	3	24	8.0	24	0
Matsos	2	10	5.0	5	0
Hopkins	2	9	4.5	9	0
Wright	1	15	15.0	15	0
Bramlett	1	12	12.0	12t	0
Wilson	1	2	2.0	2	0
BRONCOS	13	109	8.4	31	0
OPPONENTS	30	545	18.2	—	1

PUNTING	No.	Yds.	Avg.	Long	B
Scarpitto	76	3480	45.8	70	1
BRONCOS	77	2878	45.2	70	1
OPPONENTS	60	2564	42.7	68	0

PUNT RETURNS	No.	Yds.	Avg.	Long	TD
Haynes	10	119	11.9	42	0
Scott	7	56	8.0	21	0
Sellers	6	49	8.2	17	0
Wilson	2	10	5.0	10	0
Lester	1	1	1.0	1	0
BRONCOS	26	235	9.0	42	0
OPPONENTS	38	296	7.8	—	0

KICKOFF RETURNS	No.	Yds.	Avg.	Long	TD
Sellers	19	541	28.5	100t	2
Wilson	10	309	30.9	100t	1
Scott	9	282	31.3	77	0
Haynes	9	229	25.4	43	0
Crabtree	5	129	25.8	32	0
Mitchell	3	55	18.3	26	0
Lester	1	11	11.0	11	0
Sturm	1	2	2.0	2	0
Inman	1	0	0.0	0	0
BRONCOS	58	1558	26.9	100t	3
OPPONENTS	43	1000	23.3	—	0

SACKS: Bramlett 9.5, LaRose 4.5, Keating 3.5, Leetzow 3, Jacobs 2, Hopkins 1.5, Jeter 1.5, Gonsoulin 1, Tarasovic 1, Cox 0.5, Team 5, **TOTAL 33.0**

PASSING	Att.	Comp.	Yds.	Comp. %	Yd./Att.	TD	TD%	Int	Int%	LG	Rtg.
Choboian	163	82	1110	50.3	6.81	4	2.5	12	7.4	79	49.9
McCormick	193	68	993	35.2	5.15	6	3.1	15	7.8	64	30.9
Slaughter	25	7	124	28.0	4.96	1	4.0	0	0.0	67	61.1
Glacken	11	6	84	54.5	7.64	1	9.1	0	0.0	22	109.7
Rote	8	3	40	37.5	5.00	0	0.0	1	12.5	20	14.6
Haynes	2	0	0	0.0	0.00	0	0.0	2	100.0	0	0.0
BRONCOS	402	166	2351	41.3	5.85	12	3.0	30	7.5	79	39.7
OPPONENTS	396	192	2819	48.5	7.12	26	6.6	13	3.3	79	80.4

1966 PRIMARY STARTERS

OFFENSE

SE Taylor, Lionel
 LT Breitenstein, Bob
 LG Sturm, Jerry
 C Kubala, Ray
 C Kaminski, Larry
 RG Gonzaga, John
 RG Homan, Jon
 RT Burnet, Lee
 TE Denson, Al
 FL Scarpitto, Bob
 QB McCormick, John
 QB Choboian, Max
 HB Haynes, Abner
 HB Mitchell, Charlie
 FB Hayes, Wendell

DEFENSE

LE Leetzw, Max
 LE La Rose, Don
 LT Jacobs, Ray
 RT Cox, Larry
 RT Keating, Bill
 RE Young, Bob
 LLB Hopkins, Jerry
 LLB Jeter, Eugene
 MLB Matsos, Archie
 RLB Bramlett, John
 LC Brown, Willie
 LC Sellers, Goldie
 RC Wilson, Nemiah
 LS Wright, Lonnie
 RS Gonsoulin, Goose

1966 COACHES

Mac Speedie (Head Coach - First 2 Gms.), **Dale Dodrill** (Defensive Line),
Ray Malavasi (Offensive Line / Head Coach - Final 12 Gms.), **Marv Matuszak**
 (Defensive Backfield), **Bus Mertes** (Offensive Backfield).

1966 LEADERS / RANKINGS

INDIVIDUAL	PLAYER	NO.	AFL RANK	AFL LEADER NO.
Points	Kroner	62	12	Cappelletti (BOS) 119
Rushing Yards	Hayes	417	11	Nance (BOS) 1,458
Passing Yards	Choboian	1,110	9	Namath (NYJ) 3,379
Passer Rating	Choboian	49.9	9	Dawson (KC) 101.7
Receiving Yards	Denson	725	9	Alworth (SD) 1,383
Receptions	Haynes	46	11t	Alworth (SD) 73
Interceptions	Brown/Sellers	3	24t	Hunt/Robinson (KC) 10

OFFENSE NO.	AFL RANK	AFL LEADER NO.
Points Per Game 14.0	9	Kansas City 32.0
Total Yards Per Game 226.3	9	Kansas City 365.3
Yards Per Play 3.9	9	Kansas City 6.0
Rushing Yards Per Game 83.8	9	Kansas City 162.4
Net Passing Yards Per Game 142.5	9	New York Jets 247.4

DEFENSE NO.	AFL RANK	AFL LEADER NO.
Points Per Game 27.2	8	Buffalo 18.2
Total Yards Per Game 324.6	6	Oakland 279.3
Yards Per Play 5.2	7	Oakland 4.6
Rushing Yards Per Game 144.9	8	Buffalo 75.1
Net Passing Yards Per Game 179.6	3	Oakland 151.3

1966 KEY AWARDS

All-AFL (1): P Bob Scarpitto. **AFL All-Star Game (4):** LB John Bramlett, S Goose Gonsoulin, P Bob Scarpitto, G Jerry Sturm.

1966 AFL STANDINGS

AFL EAST

Team	W	L	T	Pct	PF	PA
y-Buffalo	9	4	1	.692	358	255
Boston	8	4	2	.667	315	283
New York Jets	6	6	2	.500	322	312
Houston	3	11	0	.214	335	396
Miami	3	11	0	.214	213	362

AFL WEST

Team	W	L	T	Pct	PF	PA
y-Kansas City	11	2	1	.846	448	276
Oakland	8	5	1	.615	315	288
San Diego	7	6	1	.538	335	284
Denver	4	10	0	.286	196	381

y - Division Title

AFL CHAMPIONSHIP

1/1 - Kansas City 31, at Buffalo 7

1966 NFL STANDINGS

NFL EAST

Team	W	L	T	Pct	PF	PA
y-Dallas	10	3	1	.769	445	239
Cleveland	9	5	0	.643	403	259
Philadelphia	9	5	0	.643	326	340
St. Louis	8	5	1	.615	264	265
Washington	7	7	0	.500	351	355
Pittsburgh	5	8	1	.385	316	347
Atlanta	3	11	0	.214	204	437
New York Giants	1	12	1	.077	263	501

NFL WEST

Team	W	L	T	Pct	PF	PA
y-Green Bay	12	2	0	.857	335	163
Baltimore	9	5	0	.643	314	226
Los Angeles	8	6	0	.571	289	212
San Francisco	6	6	2	.500	320	325
Chicago	5	7	2	.417	234	272
Detroit	4	9	1	.308	206	317
Minnesota	4	9	1	.308	292	304

y - Division Title

NFL CHAMPIONSHIP

1/1 - Green Bay 34, at Dallas 27

SUPER BOWL I (Los Angeles)

1/15 - Green Bay (NFL) 35, Kansas City (AFL) 10

1965 FINAL STATISTICS (4-10)

Head Coach: Mac Speedie AFL West: 4th Home Stadium: Bears Stadium

Date	W-L	Score	Opponent	Attendance	RUSHING	No.	Yds.	Avg.	Long	TD
Sept 11	L	31-34	at San Diego	27,022	Gilchrist	252	954	3.8	44	6
Sept 19	L	15-30	Buffalo	30,682	Hayes	130	526	4.1	43	5
Sept 24	W	27-10	at Boston	26,782	Haynes	41	166	4.1	47	3
Oct 3	W	16-13	New York Jets	34,988	Scarpitto	4	94	23.5	44	0
Oct 10	L	23-31	Kansas City	31,001	Slaughter	20	75	3.8	13	0
Oct 17	W	28-17	Houston	32,492	Barry	2	19	9.5	11	0
Oct 24	L	13-31	at Buffalo	45,046	Lee	2	1	0.5	2	0
Oct 31	L	10-45	at New York Jets	53,717	McCormick	1	-2	-2.0	-2	0
Nov 7	L	21-35	San Diego	33,073	Denson	1	-4	-4.0	-4	0
Nov 14	W	31-21	at Houston	28,126	BRONCOS	453	1829	4.0	47	14
Nov 21	L	20-28	Oakland	30,369	OPPONENTS	384	1337	3.5	41	24
Dec 5	L	13-24	at Oakland	19,023	RECEIVING	No.	Yds.	Avg.	Long	TD
Dec 12	L	20-28	Boston	27,207	Taylor	85	1131	13.3	63	6
Dec 19	L	35-45	at Kansas City	14,421	Scarpitto	32	585	18.3	90t	5

TEAM STATISTICS		Den	Opp
TOTAL FIRST DOWNS			
Rushing		255	244
Passing		111	87
Penalty		117	138
TOTAL NET YARDS			
Avg. Per Game		4469	4297
Total Plays		319.2	306.9
Avg. Per Play		959	850
NET YARDS RUSHING			
Avg. Per Game		1829	1337
Total Rushes		130.6	95.5
Avg. Per Rush		453	384
NET YARDS PASSING			
Avg. Per Game		2640	2960
Sacked/Yards Lost		188.6	211.4
Att./Completions		24/208	26/305
Completion Pct.		46.1	45.9
Had Intercepted		30	25
PUNTS/AVERAGE			
		68/42.3	73/45.8
PENALTIES/YARDS			
		69/750	86/836
FUMBLES/BALL LOST			
		29/16	27/14
TOUCHDOWNS			
Rushing		38	50
Passing		14	24
Punt Returns		1	1
Pass Interceptions		3	2
Fumble Returns		2	0
Safety		0	0
PAT (Total)			
		34	50
Kicking		32/32	50/50
Running		1/2	0/0
Passing		1/4	0/0
FIELD GOALS			
		13/29	14/23

SCORING	TD	Ru	Pa	Rt	PAT	FG	S	PTS
Kroner	0	0	0	0	32/32	13/29	0	71
Hayes	7	5	2	0	0/0	0/0	0	44
Gilchrist	7	6	1	0	0/0	0/0	0	42
Haynes	6	3	2	1	0/0	0/0	0	36
Taylor	6	0	6	0	0/0	0/0	0	36
Scarpitto	5	0	5	0	0/0	0/0	0	30
Griffin	2	0	0	2	0/0	0/0	0	12
Bramlett	2	0	0	2	0/0	0/0	0	12
Dixon	2	0	2	0	0/0	0/0	0	12
Wilson	1	0	0	1	0/0	0/0	0	6
Gonsoulin	0	0	0	0	0/0	0/0	0	2
Slaughter	0	0	0	0	0/0	0/0	0	2
BRONCOS	38	14	18	6	32/32	13/29	0	303
OPPONENTS	50	24	23	3	50/50	14/23	0	392

RECEIVING	No.	Yds.	Avg.	Long	TD
Taylor	85	1131	13.3	63	6
Scarpitto	32	585	18.3	90t	5
Haynes	26	216	8.3	71	2
Dixon	25	354	14.2	59	2
Hayes	24	294	12.3	66	2
Gilchrist	18	154	8.6	29	1
Denson	9	102	11.3	20	0
Barry	2	11	5.5	9	0
McCullough	1	1	1.0	1	0
BRONCOS	222	2848	12.8	90t	18
OPPONENTS	202	3265	16.2	78	23

INTERCEPTIONS	No.	Yds.	Avg.	Long	TD
Gonsoulin	6	91	15.2	32	0
Griffin	4	109	27.3	44	1
Wilson	3	118	39.3	65	1
Cooke	3	36	12.0	28	0
Farr	2	22	11.0	17	0
Brown	2	18	9.0	18	0
McGeever	1	36	36.0	36	0
Bramlett	1	25	25.0	25t	1
Hopkins	1	7	7.0	7	0
Erlanson	1	3	3.0	3	0
Janerette	1	0	0.0	0	0
BRONCOS	25	465	18.6	65	3
OPPONENTS	30	426	14.2	—	2

PUNTING	No.	Yds.	Avg.	Long	B
Scarpitto	67	2833	42.3	67	—
—McCormick	1	45	45.0	45	—
BRONCOS	68	2878	42.3	67	0
OPPONENTS	73	3347	45.8	73	1

PUNT RETURNS	No.	Yds.	Avg.	Long	TD
Barry	21	210	10.0	38	0
Haynes	14	121	8.6	57t	1
Bussell	2	24	12.0	21	0
BRONCOS	37	355	9.6	57t	1
OPPONENTS	26	343	13.2	—	1

KICKOFF RETURNS	No.	Yds.	Avg.	Long	TD
Haynes	34	901	26.5	60	0
Barry	26	611	23.5	64	0
Bussell	5	103	20.6	32	0
Hayes	4	93	23.3	30	0
Carmichael	1	15	15.0	15	0
Dixon	1	8	8.0	8	0
BRONCOS	71	1731	24.4	64	0
OPPONENTS	58	1197	20.6	—	0

SACKS: Bramlett 6, Moore 3.5, Jacobs 3.5, Erlanson 3, Janerette 3, Leeztow 2, Brown 1, Cooke 1, Cummings 1, McGeever 1, Team 1, **TOTAL 26.0**

PASSING	Att.	Comp.	Yds.	Comp.%	Yd./Att.	TD	TD%	Int	Int%	LG	Rtg.
McCormick	253	103	1292	40.7	5.11	7	2.8	14	5.5	90t	43.5
Slaughter	147	75	864	51.0	5.88	6	4.1	12	8.2	51	48.7
Lee	80	44	692	55.0	8.65	5	6.3	3	3.8	66	89.2
Haynes	1	0	0	0.0	0.00	0	0.0	0	0.0	—	39.6
Hayes	1	0	0	0.0	0.00	0	0.0	1	100.0	—	0.0
BRONCOS	482	222	2848	46.1	5.91	18	3.7	30	6.2	90t	51.6
OPPONENTS	440	202	3265	45.9	7.42	23	5.2	25	5.7	78	65.0

1965 PRIMARY STARTERS

OFFENSE	DEFENSE
SE Taylor, Lionel	LE Cooke, Ed
LT Breitenstein, Bob	LT Jacobs, Ray
LG Sturm, Jerry	RT Janerette, Charlie
LG Nomina, Tom	RE Leetow, Max
C Kubala, Ray	RE Moore, Leroy
RG McCullough, Bob	LLB Erlandson, Tom
RT Danenhauer, Elden	MLB Hopkins, Jerry
TE Dixon, Hewritt	MLB Cummings, Ed
TE Denson, Al	RLB Bramlett, John
FL Scarpitto, Bob	LC Brown, Willie
QB Slaughter, Mickey	LC McMillan, Jim
QB McCormick, John	RC McGeever, John
HB Haynes, Abner	LS Farr, Miller
HB Mitchell, Charlie	LS Griffin, John
FB Gilchrist, Cookie	RS Gonsoulin, Goose
FB Hayes, Wendell	

1965 COACHES

Mac Speedie (Head Coach), George Dickson (Defensive Backfield), Bus Mertes (Offensive Backfield), Red Miller (Offensive Line), Ray Malavasi (Defensive Line).

1965 LEADERS / RANKINGS

INDIVIDUAL	PLAYER	NO.	AFL RANK	AFL LEADER NO.
Points	Kroner	71	10	Cappelletti (BOS) 132
Rushing Yards	Gilchrist	954	2	Lowe (SD) 1,121
Passing Yards	McCormick	1,292	8	Hadi (SD) 2,798
Passer Rating	McCormick	43.5	9	Dawson (KC) 81.3
Receiving Yards	Taylor	1,131	3	Alworth (SD) 1,602
Receptions	Taylor	85	1	Taylor (DEN) 85
Interceptions	Gonsoulin	6	6t	Hicks (HOU) 9

OFFENSE NO.	AFL RANK	AFL LEADER NO.
Points Per Game	2	San Diego 24.3
Total Yards Per Game	4	San Diego 364.4
Yards Per Play	4	Kansas City 5.1
Rushing Yards Per Game	2	San Diego 142.7
Net Passing Yards Per Game	3	San Diego 221.6

DEFENSE NO.	AFL RANK	AFL LEADER NO.
Points Per Game	7	Buffalo 16.1
Total Yards Per Game	7	San Diego 233.0
Yards Per Play	7	San Diego 4.0
Rushing Yards Per Game	3	San Diego 78.1
Net Passing Yards Per Game	7	San Diego 154.9

1965 KEY AWARDS

All-AFL (3): T Eldon Danenhauer, FB Cookie Gilchrist, WR Lionel Taylor. AFL All-Star Game (2): T Eldon Danenhauer, FB Cookie Gilchrist.

1965 AFL STANDINGS

AFL EAST

Team	W	L	T	Pct	PF	PA
y-Buffalo	10	3	1	.769	313	226
New York Jets	5	8	1	.385	285	303
Boston	4	8	2	.333	244	302
Houston	4	10	0	.286	298	429

AFL WEST

Team	W	L	T	Pct	PF	PA
y-San Diego	9	2	3	.818	340	227
Oakland	8	5	1	.615	298	239
Kansas City	7	5	2	.583	322	285
Denver	4	10	0	.286	303	392

y - Division Title

AFL CHAMPIONSHIP

12/26 - Buffalo 23, at San Diego 0

1965 NFL STANDINGS

NFL EAST

Team	W	L	T	Pct	PF	PA
y-Cleveland	11	3	0	.786	363	325
Dallas	7	7	0	.500	325	280
New York Giants	7	7	0	.500	270	338
Washington	6	8	0	.429	257	301
Philadelphia	5	9	0	.357	363	359
St. Louis	5	9	0	.357	296	309
Pittsburgh	2	12	0	.143	202	397

NFL WEST

Team	W	L	T	Pct	PF	PA
x-Baltimore	10	3	1	.769	389	284
x-Green Bay	10	3	1	.769	316	224
Chicago	9	5	0	.643	409	275
San Francisco	7	6	1	.538	421	402
Minnesota	7	7	0	.500	383	403
Detroit	6	7	1	.462	257	295
Los Angeles	4	10	0	.286	269	328

x - Made Playoffs; y - Division Title

WESTERN CONFERENCE PLAYOFF GAME

12/26 - at Green Bay 13, Baltimore 10 (OT)

NFL CHAMPIONSHIP

1/2 - at Green Bay 23, Cleveland 12

1964 FINAL STATISTICS (2-11-1)

Head Coach: Jack Faulkner (4) / Mac Speedie (10) AFL West: 4th Home Stadium: Bears Stadium

Date	W-L	Score	Opponent	Attendance	RUSHING	No.	Yds.	Avg.	Long	TD
Sept 12	L	6-30	at New York Jets	45,665	Mitchell	177	590	3.3	33	5
Sept 20	L	13-30	at Buffalo	28,501	Joe	112	415	3.7	51	2
Sept 27	L	17-38	Houston	22,651	Lee	42	163	3.8	16	3
Oct 4	L	10-39	Boston	15,485	Slaughter	20	54	2.7	18	0
Oct 11	W	33-27	Kansas City	16,285	Mingo	6	26	4.3	9	0
Oct 18	L	14-42	at San Diego	23,332	Stone	12	26	2.2	5	0
Oct 25	L	7-40	at Oakland	17,858	Dixon	18	25	1.4	17	0
Nov 1	L	39-49	at Kansas City	15,053	Barry	3	7	2.3	11	0
Nov 8	L	20-31	San Diego	19,670	Scarpitto	1	5	5.0	5	0
Nov 15	W	20-16	New York Jets	11,309	BRONCOS	391	1311	3.4	51	10
Nov 20	L	7-12	at Boston	24,979	OPPONENTS	424	2064	4.9	58	21
Nov 29	T	20-20	Oakland	15,958						
Dec 13	L	19-30	Buffalo	14,431						
Dec 20	L	15-34	at Houston	15,839						

TEAM STATISTICS		Den	Opp
TOTAL FIRST DOWNS			
Rushing		78	100
Passing		116	148
Penalty		13	23
TOTAL NET YARDS			
Avg. Per Game		238.0	355.0
Total Plays		908	908
Avg. Per Play		3.7	5.5
NET YARDS RUSHING			
Avg. Per Game		93.6	147.4
Total Rushes		391	424
Avg. Per Rush		3.4	4.9
NET YARDS PASSING			
Avg. Per Game		202.1	290.6
Sacked/Yards Lost		61/520	44/447
Att./Completions		456/230	440/215
Completion Pct.		50.4	48.9
Had Intercepted		32	32
PUNTS/AVERAGE			
		83/43.4	59/41.4
PENALTY YARDS			
		76/77.4	63/57.3
FUMBLES/BALL LOST			
		27/8	40/21
TOUCHDOWNS			
Rushing		28	52
Passing		10	21
Punt Returns		14	29
Pass Interceptions		1	1
Fumble Returns		2	0
Safety		1	4
PAT (Total)			
Kicking		25	52
Running		22/25	52/52
Passing		1	0
FIELD GOALS		2	0
		14/34	22/25

SCORING	TD	Ru	Pa	Rt	PAT	FG	S	PTS
Taylor	7	0	7	0	0/0	0/0	0	42
Mingo	0	0	0	0	9/10	8/12	0	33
Mitchell	6	5	1	0	0/0	0/0	0	36
Guesman	0	0	0	0	13/15	6/22	0	31
Scarpitto	4	0	4	0	0/0	0/0	0	24
Lee	3	3	0	0	0/0	0/0	0	18
Joe	2	2	0	0	0/0	0/0	0	14
Denson	1	0	1	0	0/0	0/0	0	8
Dixon	1	0	1	0	0/0	0/0	0	6
Barry	1	0	0	1	0/0	0/0	0	6
Cooke	1	0	0	1	0/0	0/0	0	6
Janik	1	0	0	1	0/0	0/0	0	6
McMillin	1	0	0	1	0/0	0/0	0	6
Slaughter	0	0	0	0	0/0	0/0	0	2
TEAM	0	0	0	0	0/0	0/0	1	2
BRONCOS	28	10	14	4	22/25	14/34	1	240
OPPONENTS	52	21	29	2	52/52	22/25	4	438

RECEIVING	No.	Yds.	Avg.	Long	TD
Taylor	76	873	11.5	57	7
Dixon	38	585	15.4	62	1
Scarpitto	35	375	10.7	37	4
Mitchell	33	225	6.8	58	1
Denson	25	383	15.3	82t	1
Joe	12	16	1.3	15	0
Stone	4	38	9.5	16	0
Barry	4	31	7.8	13	0
Mingo	3	15	5.0	8	0
BRONCOS	230	2541	11.0	82t	14
OPPONENTS	215	3353	15.6	66	29

INTERCEPTIONS	No.	Yds.	Avg.	Long	TD
Brown	9	140	15.6	45	0
Gonsoulin	7	125	17.9	36	0
McGeevar	6	60	10.0	19	0
Matuszak	2	16	8.0	8	0
Hopkins	2	11	5.5	9	0
Moore	1	70	70.0	70	0
Janik	1	22	22.0	22t	1
Wright	1	11	11.0	11	0
McMillin	1	3	3.0	3	0
Fraser	1	1	1.0	1	0
West	1	0	0.0	0	0
BRONCOS	32	459	14.3	70	1
OPPONENTS	32	441	13.8	—	1

PUNTING	No.	Yds.	Avg.	Long	B
Fraser	72	3225	44.7	67	—
Janik	10	374	37.4	49	—
BRONCOS	83	3559	43.4	67	1
OPPONENTS	59	2441	41.4	71	0

PUNT RETURNS	No.	Yds.	Avg.	Long	TD
Barry	16	149	9.3	52t	1
Mitchell	9	110	12.2	54	0
BRONCOS	25	259	10.4	54	1
OPPONENTS	40	526	13.2	—	1

KICKOFF RETURNS	No.	Yds.	Avg.	Long	TD
Barry	47	1245	26.5	60	0
Mitchell	10	221	22.1	28	0
Mingo	8	163	20.4	42	0
Dixon	6	89	14.8	24	0
Olson	2	27	13.5	15	0
Shackelford	1	13	13.0	13	0
Jordan	1	0	0.0	0	0
Sturm	1	0	0.0	0	0
BRONCOS	76	1758	23.1	60	0
OPPONENTS	44	1166	26.5	—	0

SACKS: Hopkins 8, Fraser 7.5, Janerette 6, Cooke 4, Matuszak 4, Jacobs 3.5, Moore 3.5, Erlandson 3, McGeevar 1, Jordan 1, Team 2.5, **TOTAL 44.0**

PASSING	Att.	Comp.	Yds.	Comp.%	Yd./Att.	TD	TD%	Int	Int%	LG	Rtg.
Lee	265	133	1611	50.2	6.08	11	4.2	20	7.5	82t	51.6
Slaughter	189	97	930	51.3	4.92	3	1.6	11	5.8	39	46.4
Mitchell	1	0	0	0.0	0.00	0	0.0	0	0.0	0	39.6
Taylor	1	0	0	0.0	0.00	0	0.0	1	100.0	0	0.0
BRONCOS	456	230	2541	50.4	5.57	14	3.1	32	7.0	82t	48.3
OPPONENTS	440	215	3353	48.9	7.62	29	6.6	32	7.3	66	66.2

1964 PRIMARY STARTERS

OFFENSE

SE Taylor, Lionel
 LT Olson, Harold
 LG Perkins, Jim
 LG Nomina, Tom
 C Sturm, Jerry
 RG McCullough, Bob
 RT Danenhauer, Eldon
 TE Dixon, Hewritt
 FL Scarpitto, Bob
 FL Denson, Al
 QB Lee, Jacky
 QB Slaughter, Mickey
 HB Mitchell, Charley
 HB Haynes, Abner
 FB Joe, Billy

DEFENSE

LE Jacobs, Ray
 LT Guesman, Dick
 RT Janerette, Charlie
 RE Cooke, Ed
 RE Moore, Leroy
 LLB Hopkins, Jerry
 LLB Erlanson, Tom
 MLB Matuszak, Marv
 RLB Fraser, Jim
 LC Brown, Willie
 RC West, Willie
 RC Griffin, John
 LS McGeever, John
 RS Gonsoulin, Goose

1964 COACHES

Jack Faulkner (Head Coach - First 4 Gms.), **George Dickson** (Defensive Backfield), **Ray Malavasi** (Defensive Line), **Bill Meek** (Offensive Backfield), **Red Miller** (Offensive Line), **Mac Speedie** (Offensive End / Head Coach - Final 10 Gms.).

1964 LEADERS / RANKINGS

INDIVIDUAL	PLAYER	NO.	AFL RANK	AFL LEADER NO.
Points	Taylor	42	20t	Cappelletti (BOS) 155
Rushing Yards	Mitchell	590	7	Gilchrist (BUF) 981
Passing Yards	Lee	1,611	8	Parilli (BOS) 3,465
Passer Rating	Lee	51.6	8	Dawson (KC) 89.9
Receiving Yards	Taylor	873	8	Hennigan (HOU) 1,546
Receptions	Taylor	76	2t	Hennigan (HOU) 101
Interceptions	Brown	9	3	Paulson (NYJ) 12
AFL RANK				
OFFENSE NO.	AFL LEADER NO.			
Points Per Game	17.1	8	Buffalo	28.6
Total Yards Per Game	238.0	8	Buffalo	371.9
Yards Per Play	3.7	8	Buffalo	5.6
Rushing Yards Per Game	93.6	8	Buffalo	145.7
Net Passing Yards Per Game	144.4	8	Houston	251.9
AFL RANK				
DEFENSE NO.	AFL LEADER NO.			
Points Per Game	31.3	8	Buffalo	17.3
Total Yards Per Game	355.0	7	Buffalo	277.0
Yards Per Play	5.5	7	San Diego	4.4
Rushing Yards Per Game	147.4	8	Buffalo	65.2
Net Passing Yards Per Game	207.6	3	San Diego	179.9

1964 KEY AWARDS

All-AFL (1): CB Willie Brown. **AFL All-Star Game (4):** CB Willie Brown, LB Jim Fraser, S Goose Gonsoulin, C Jerry Sturm.

1964 AFL STANDINGS

AFL EAST

Team	W	L	T	Pct	PF	PA
y-Buffalo	12	2	0	.857	400	242
Boston	10	3	1	.769	365	297
New York Jets	5	8	1	.385	278	315
Houston	4	10	0	.286	310	355

AFL WEST

Team	W	L	T	Pct	PF	PA
y-San Diego	8	5	1	.615	341	300
Kansas City	7	7	0	.500	366	306
Oakland	5	7	2	.417	303	350
Denver	2	11	1	.154	240	438

y - Division Title

AFL CHAMPIONSHIP

12/26 - at Buffalo 20, San Diego 7

1964 NFL STANDINGS

NFL EAST

Team	W	L	T	Pct	PF	PA
y-Cleveland	10	3	1	.769	415	293
St. Louis	9	3	2	.750	357	331
Philadelphia	6	8	0	.429	312	313
Washington	6	8	0	.429	307	305
Dallas	5	8	1	.385	250	289
Pittsburgh	5	9	0	.357	253	315
New York Giants	2	10	2	.167	241	399

NFL WEST

Team	W	L	T	Pct	PF	PA
y-Baltimore	12	2	0	.857	428	225
Green Bay	8	5	1	.615	342	245
Minnesota	8	5	1	.615	355	296
Detroit	7	5	2	.583	280	260
Los Angeles	5	7	2	.417	283	339
Chicago	5	9	0	.357	260	379
San Francisco	4	10	0	.286	236	330

y - Division Title

NFL CHAMPIONSHIP

12/27 - at Cleveland 27, Baltimore 0

1963 FINAL STATISTICS (2-11-1)

Head Coach: Jack Faulkner AFL West: 4th Home Stadium: Bears Stadium

Date	W-L	Score	Opponent	Attendance	RUSHING	No.	Yds.	Avg.	Long	TD
Sept 7	L	7-59	Kansas City	21,115	Joe	154	649	4.2	68	4
Sept 14	L	14-20	at Houston	23,147	Stone	96	382	4.0	39	2
Sept 29	W	14-10	Boston	18,636	Slaughter	32	124	3.9	19	1
Oct 6	W	50-34	San Diego	18,428	Dixon	23	105	4.6	17	0
Oct 13	L	24-33	Houston	24,087	Mingo	24	90	3.8	17	0
Oct 18	L	21-40	at Boston	25,418	Breaux	10	51	5.1	15	0
Oct 26	T	35-35	at New York Jets	20,377	Mitchell	23	45	2.0	7	0
Nov 3	L	28-30	Buffalo	19,424	Dickinson	5	31	6.2	13	0
Nov 9	L	17-27	at Buffalo	30,989	Gaiters	9	20	2.2	8	0
Nov 17	L	9-14	New York Jets	14,247	Walker	2	14	7.0	9	0
Nov 28	L	10-26	Oakland	14,763	Barnes	0	2	—	2	0
Dec 8	L	21-52	at Kansas City	17,443	McCormick	3	-5	-1.7	-2	0
Dec 15	L	31-35	at Oakland	15,223	TEAM	3	0	0.0	0	0
Dec 22	L	20-58	at San Diego	31,312	BRONCOS	384	1508	3.9	68	9
					OPPONENTS	420	1687	4.0	—	15

TEAM STATISTICS	Den	Opp	RECEIVING	No.	Yds.	Avg.	Long	TD
TOTAL FIRST DOWNS	230	254	Taylor	78	1101	14.1	72	10
Rushing	84	92	Prebola	30	471	15.7	57	2
Passing	133	145	Groman	27	437	16.2	74	3
Penalty	13	17	Stone	22	208	9.4	55	2
TOTAL NET YARDS	3995	5081	Scarpitto	21	463	22.0	66	5
Avg. Per Game	285.4	362.9	Joe	15	90	6.0	34	1
NET YARDS RUSHING	1508	1687	Dixon	10	130	13.0	30	0
Avg. Per Game	107.7	120.5	Mitchell	8	71	8.8	20	0
Total Rushes	384	420	Mingo	3	11	3.7	27	0
Avg. Per Rush	3.9	4.0	Gaiters	1	74	74.0	74	1
NET YARDS PASSING	2487	3394	Dickinson	1	9	9.0	9	0
Avg. Per Game	177.6	242.4	Rychlec	1	7	7.0	7	0
Sacked/Yards Lost	63/590	19/178	BRONCOS	217	3072	14.2	74	24
Att./Completions	453/217	408/204	OPPONENTS	204	3572	17.5	—	40
Completion Pct.	47.9	50.0	INTERCEPTIONS	No.	Yds.	Avg.	Long	TD
Had Intercepted	28	15	Gonsoulin	6	64	10.6	42	1
PUNTS/AVERAGE	81/44.4	61/43.7	Janik	2	32	16.0	31	0
PENALTIES/YARDS	65/548	61/516	McDaniel	2	12	6.0	10	0
FUMBLES/BALL LOST	34/15	33/20	Zeman	1	23	23.0	23	0
TOUCHDOWNS	36	61	Hopkins	1	21	21.0	21	0
Rushing	9	15	Brown	1	0	0.0	0	0
Passing	24	40	Holz	1	0	0.0	0	0
Kickoff Returns	1	1	Mitchell	1	0	0.0	0	0
Pass Interceptions	1	2	McGeever	0	*18	—	18	0
Fumble Returns	1	3	BRONCOS	15	170	11.3	42	1
Safety	0	2	OPPONENTS	28	—	—	—	2
PAT (Total)	36	57	<i>*return yardage gained by lateral</i>					
Kicking	35	55	PUNTING	No.	Yds.	Avg.	Long	B
Running	0	0	Fraser	78	3595	46.1	66	—
Passing	1	2	BRONCOS	81	3595	44.3	66	3
FIELD GOALS	16/30	15/32	OPPONENTS	61	2664	43.7	—	—

Score By Periods	1	2	3	4	OT	Total
BRONCOS	40	96	64	101	—	301
OPPONENTS	121	113	127	112	—	473

SCORING	TD	Ru	Pa	Rt	PAT	FG	S	PTS
Mingo	0	0	0	35/35	16/30	0	83	0
Taylor	10	0	10	0/0	0/0	0	60	0
Joe	5	4	1	0/0	0/0	0	30	0
Scarpitto	5	0	5	0/0	0/0	0	30	0
Stone	4	2	2	0/0	0/0	0	24	0
Groman	3	0	3	0/0	0/0	0	18	0
Prebola	2	0	2	0/0	0/0	0	14	0
Dixon	2	2	0	0/0	0/0	0	12	0
Gonsoulin	1	0	0	1/0	0/0	0	6	0
Mitchell	1	0	0	1/0	0/0	0	6	0
McFadin	1	0	0	1/0	0/0	0	6	0
Slaughter	1	1	0	0/0	0/0	0	6	0
Gaiters	1	0	1	0/0	0/0	0	6	0
BRONCOS	36	9	24	3	35/35	16/30	0	301
OPPONENTS	61	15	40	6	55/56	15/32	2	473

PUNT RETURNS	No.	Yds.	Avg.	Long	TD
Mitchell	12	141	11.7	28	0
Mingo	7	85	12.1	45	0
Dixon	3	58	19.3	47	0
Frazier	3	42	14.0	19	0
Zeman	2	32	16.0	18	0
Brown	3	29	9.6	17	0
BRONCOS	30	387	12.9	47	0
OPPONENTS	43	466	10.8	—	0

KICKOFF RETURNS	No.	Yds.	Avg.	Long	TD
Mitchell	37	954	25.7	90	1
Gaiters	11	225	20.4	29	0
Dixon	9	195	21.6	37	0
Frazier	7	185	23.6	49	0
Mingo	7	151	21.6	31	0
Brown	3	70	23.3	54	0
Olson	2	0	0.0	0	0
Scarpitto	1	8	8.0	8	0
Groman	0	*9	—	9	0
Gonsoulin	0	*4	—	4	0
BRONCOS	78	1801	23.1	90	1
OPPONENTS	51	1310	25.7	—	1

**return yardage gained by lateral*

SACKS: Gavin 4.5, McFadin 3.5, Lassiter 2.5, Peters 2, Nery 1.5, Fraser 1.5, Erlandson 1, McDaniel 1, Holz 0.5, Team 1, **TOTAL 19.0**

PASSING	Att.	Comp.	Yds.	Comp. %	Yd./Att.	TD	TD%	Int	Int%	LG	Rtg.
Slaughter	223	112	1689	50.2	7.57	13	5.8	15	6.7	74	66.9
Breaux	138	70	935	50.7	6.78	7	5.1	6	4.3	71	71.4
McCormick	72	28	417	38.9	5.79	4	5.6	3	4.2	72	59.8
Tripucka	15	7	31	46.7	2.07	0	0.0	5	33.3	14	13.9
Stone	3	0	0	0.0	0.00	0	0.0	0	0.0	—	39.6
Taylor	1	0	0	0.0	0.00	0	0.0	0	0.0	—	39.6
Mingo	1	0	0	0.0	0.00	0	0.0	0	0.0	—	39.6
BRONCOS	453	217	3072	47.9	6.78	24	5.3	29	6.4	74	61.2
OPPONENTS	408	204	3572	50.0	8.75	40	9.8	15	3.7	—	97.6

1963 PRIMARY STARTERS

OFFENSE	DEFENSE
SE Taylor, Lionel	LE Jacobs, Ray
LT Olson, Harold	LE Nery, Ron
LT Perkins, Jim	LT McFadin, Bud
LG McCullough, Bob	RT Holz, Gordy
C Sturm, Jerry	RE Gavin, Chuck
RG Barnes, Ernie	LLB Nocera, John
RT Danenhauer, Eldon	LLB Erlandson, Tom
TE Prebola, Gene	MLB McDaniel, Wahoo
FL Scarpitto, Bob	RLB Fraser, Jim
FL Groman, Bill	LC McGeever, John
QB Slaughter, Mickey	LC Brown, Willie
QB Breaux, Don	RC Mitchell, Charlie
HB Stone, Don	LS Zeman, Bob
HB Dixon, Hewritt	RS Gonsoulin, Goose
FB Joe, Billy	

1963 COACHES

Jack Faulkner (Head Coach), **Dale Dadrill** (Defensive Line), **Ed Hughes** (Defensive Backfield), **Red Miller** (Offensive Line), **Mac Speedie** (Offensive End).

1963 LEADERS / RANKINGS

INDIVIDUAL	PLAYER	NO.	AFL RANK	AFL LEADER NO.
Points	Mingo	83	5	Cappelletti (BOS) 113
Rushing Yards	Joe	646	7	Daniels (OAK) 1,099
Passing Yards	Slaughter	1,689	8	Blanda (HOU) 3,003
Passer Rating	Slaughter	66.9	5	Rote (SD) 86.7
Receiving Yards	Taylor	1,101	3	Powell (OAK) 1,304
Receptions	Taylor	78	1	Taylor (DEN) 78
Interceptions	Gonsoulin	6	6t	Glick (HOU) 12

OFFENSE NO.	AFL RANK	AFL LEADER NO.
Points Per Game	7	San Diego 28.5
Total Yards Per Game	7	San Diego 367.6
Rushing Yards Per Game	6	San Diego 157.4
Net Passing Yards Per Game	8	Houston 229.3

DEFENSE NO.	AFL RANK	AFL LEADER NO.
Points Per Game	8	San Diego 18.2
Total Yards Per Game	7	Boston 265.4
Rushing Yards Per Game	6	Boston 79.1
Net Passing Yards Per Game	8	San Diego 180.1

1963 KEY AWARDS

All-AFL (1): S Goose Gonsoulin. **AFL All-Star Game (2):** S Goose Gonsoulin, DT Bud McFadin. **AFL Rookie of the Year (*The Sporting News*):** FB Billy Joe.

1963 AFL STANDINGS

AFL EAST

Team	W	L	T	Pct	PF	PA
x-Boston	7	6	1	.538	327	257
x-Buffalo	7	6	1	.538	304	291
Houston	6	8	0	.429	302	372
New York Jets	5	8	1	.385	249	399

AFL WEST

Team	W	L	T	Pct	PF	PA
y-San Diego	11	3	0	.786	399	255
Oakland	10	4	0	.714	363	282
Kansas City	5	7	2	.417	347	263
Denver	2	11	1	.154	301	473

x - Made Playoffs; y - Division Title

EASTERN DIVISION PLAYOFF GAME

12/28 - Boston 26, at Buffalo 8

AFL CHAMPIONSHIP

1/5 - at San Diego 51, Boston 10

1963 NFL STANDINGS

NFL EAST

Team	W	L	T	Pct	PF	PA
y-New York Giants	11	3	0	.786	448	280
Cleveland	10	4	0	.714	343	262
St. Louis	9	5	0	.643	341	283
Pittsburgh	7	4	3	.636	321	295
Dallas	4	10	0	.286	305	378
Washington	3	11	0	.214	279	398
Philadelphia	2	10	2	.167	242	381

NFL WEST

Team	W	L	T	Pct	PF	PA
y-Chicago	11	1	2	.917	301	144
Green Bay	11	2	1	.846	369	206
Baltimore	8	6	0	.571	316	285
Detroit	5	8	1	.385	326	265
Minnesota	5	8	1	.385	309	390
Los Angeles	5	9	0	.357	210	350
San Francisco	2	12	0	.143	198	391

y - Division Title

NFL CHAMPIONSHIP

12/29 - at Chicago 14, New York Giants 10

1962 FINAL STATISTICS (7-7)

Head Coach: Jack Faulkner AFL West: 2nd Home Stadium: Bears Stadium

Date	W-L	Score	Opponent	Attendance	RUSHING	No.	Yds.	Avg.	Long	TD
Sept 7	W	30-21	San Diego	28,000	Stone	94	360	3.8	27	3
Sept 15	W	23-20	at Buffalo	30,577	Dickinson	73	247	3.4	42	0
Sept 21	L	16-41	at Boston	21,038	Mingo	54	287	5.3	82t	4
Sept 30	W	32-10	at N.Y. Titans	17,213	Frazier	39	168	4.3	35	2
Oct 5	W	44-7	Oakland	22,452	Olszewski	33	114	3.4	46	0
Oct 14	W	23-6	at Oakland	7,000	Stinnette	21	87	4.1	14	1
Oct 21	W	20-10	Houston	34,496	Shaw	4	10	2.5	9	1
Oct 28	L	38-45	Buffalo	26,051	Tripucka	2	-1	-0.5	1	1
Nov 4	W	23-20	at San Diego	20,827	Taylor	2	26	13.0	18	0
Nov 11	L	29-33	Boston	28,187	BRONCOS	322	1298	4.0	82	12
Nov 18	L	3-24	Dallas	23,523	OPPONENTS	439	1868	4.3	—	11
Nov 22	L	45-46	N.Y. Titans	15,776						
Dec 2	L	17-34	at Houston	30,650						
Dec 9	L	10-17	at Dallas	19,137						

TEAM STATISTICS		Den	Opp
TOTAL FIRST DOWNS			
Rushing		72	88
Passing		177	131
Penalty		21	15
TOTAL NET YARDS			
		4702	4538
Avg. Per Game		335.9	324.1
NET YARDS RUSHING			
		1298	1868
Avg. Per Game		92.7	133.4
Total Rushes		322	439
Avg. Per Rush		4.0	4.3
NET YARDS PASSING			
		3404	2670
Avg. Per Game		243.1	190.7
Sacked/Yards Lost		30/335	25/224
Att./Completions		559/292	423/202
Completion Pct.		52.2	47.8
Had Intercepted		40	27
PUNTS/AVERAGE			
		60/42.9	65/41.9
PENALTIES/YARDS			
		64/613	76/678
FUMBLES/BALL LOST			
		28/14	34/19
TOUCHDOWNS			
Rushing		12	11
Passing		21	24
Defense>Returns		6	6
PAT (Total)			
		32	54
Kicking		27	52
Passing		4	0
Running		2	2
FIELD GOALS			
		27/39	16/27

Score By Periods	1	2	3	4	OT	Total
BRONCOS	48	94	61	150	—	353
OPPONENTS	64	105	58	107	—	334

SCORING	TD	Ru	Pa	Rt	PAT	FG	\$	PTS
Mingo	4	4	0	0	32/34	27/39	0	137
Scarpitto	6	0	6	0	0/0	0/0	0	36
Stone	5	3	2	0	0/0	0/0	0	30
Dickinson	4	0	4	0	0/0	0/0	0	24
Taylor	4	0	4	0	0/0	0/0	0	24
Frazier	3	2	1	0	0/0	0/0	0	18
Tarr	2	0	2	0	0/0	0/0	0	12
McMillin	2	0	0	2	0/0	0/0	0	12
Prebala	1	0	1	0	0/0	0/0	0	8
Tripucka	1	1	0	0	0/0	0/0	0	6
Shaw	1	1	0	0	0/0	0/0	0	6
Olszewski	1	0	1	0	0/0	0/0	0	6
Stinnette	1	1	0	0	0/0	0/0	0	6
Zeman	1	0	0	1	0/0	0/0	0	6
Gonsoulin	1	0	0	1	0/0	0/0	0	6
McGeever	1	0	0	1	0/0	0/0	0	6
McFadin	1	0	0	1	0/0	0/0	0	6
Fraser	0	0	0	0	2/2	0/0	0	2
BRONCOS	39	12	21	6	34/36	27/39	0	353
OPPONENTS	41	11	24	6	36/38	16/27	0	334

PASSING	Att.	Comp.	Yds.	Comp.%	Yd./Att.	TD	TD%	Int	Int%	LG	Rtg.
Tripucka	440	240	2917	54.5	6.63	17	3.9	25	5.7	96t	64.4
Shaw	110	49	783	44.5	7.12	4	3.6	14	12.7	97t	41.7
Mingo	2	1	18	50.0	9.00	0	0.0	1	50.0	18	41.7
Stone	3	1	13	33.3	4.33	0	0.0	0	0.0	13	47.9
Enis	2	1	8	50.0	4.00	0	0.0	0	0.0	8	60.4
Taylor	2	0	0	0.0	0.0	0	0.0	0	0.0	0	39.6
BRONCOS	559	292	3739	52.2	6.69	21	3.8	40	7.2	97t	56.2
OPPONENTS	423	202	2894	47.8	6.84	24	5.7	27	6.4	—	62.7

RECEIVING	No.	Yds.	Avg.	Long	TD
Taylor	77	908	11.8	45	4
Dickinson	60	554	9.2	33	4
Prebala	41	599	14.6	55	1
Scarpitto	35	667	19.1	67	6
Stone	20	223	11.2	56	2
Mingo	14	107	7.6	34	0
Olszewski	13	150	11.6	22	1
Stinnette	13	109	8.4	32	0
Frazier	11	211	19.2	96t	1
Tarr	8	211	26.3	97t	2
BRONCOS	292	3739	12.8	97t	21
OPPONENTS	202	2894	14.3	—	24

INTERCEPTIONS	No.	Yds.	Avg.	Long	TD
Gonsoulin	7	88	12.6	64t	1
Zeman	6	133	22.2	55	1
McMillin	4	117	29.3	48	1
McDaniel	4	37	9.3	18	0
McGeever	2	63	31.5	48	1
Gavin	1	35	35.0	35	0
Cash	1	5	5.0	5	0
Erlandson	1	3	3.0	3	0
Fraser	1	2	2.0	2	0
BRONCOS	27	483	17.9	64t	4
OPPONENTS	40	421	10.5	—	5

PUNTING	No.	Yds.	Avg.	Long	B
Fraser	54	2400	44.4	75	—
McDaniel	5	173	34.6	39	—
BRONCOS	60	2573	42.9	75	1
OPPONENTS	65	2724	41.9	—	0

PUNT RETURNS	No.	Yds.	Avg.	Long	TD
Mingo	7	36	5.1	12	0
Zeman	5	59	11.8	47	0
Frazier	5	32	6.4	16	0
OTHERS	2	1	0.5	1	0
BRONCOS	19	128	6.7	47	0
OPPONENTS	27	245	9.1	—	0

KICKOFF RETURNS	No.	Yds.	Avg.	Long	TD
Frazier	19	388	20.4	35	0
Minter	10	227	22.7	50	0
0					
Tarr	8	217	27.1	50	0
Mingo	6	99	16.5	31	0
McGeever	5	143	28.6	52	0
Olszewski	3	66	22.0	24	0
Stinnette	2	27	13.5	21	0
Dickinson	2	26	13.0	14	0
Danenbauer	1	11	11.0	11	0
McMillin	1	6	6.0	6	0
BRONCOS	57	1210	21.2	52	0
OPPONENTS	67	1401	21.9	—	0

SACKS: Holz 5, Gavin 3, Stalcup 3, McFadin 2.5, McDaniel 2.5, Roland 2, Lassiter 2, Cash 1.5, Fraser 1, Erlandson 0.5, Team 2, **TOTAL 25.0**

1962 PRIMARY STARTERS

OFFENSE	DEFENSE
LE Taylor, Lionel	DE Gavin, Chuck
LT Sturm, Jerry	DT McFadin, Bud
LT Perkins, Jim	DT Lassiter, Ike
LG Adamson, Ken	DT Holz, Gordon
C Barton, Jim	DT Cash, John
RG McCullough, Bob	LLB Fraser, Jim
RT Danenhauer, Eldon	MLB McDaniel, Wahoo
TE Prebola, Gene	LLB Roehneit, Bill
FL Scarpitto, Bob	LLB Stallcup, Jerry
FL Frazier, Al	LCB McGeever, John
QB Tripucka, Frank	RCB McMillin, Jim
QB Shaw, George	LS Zeman, Bob
HB Stone, Don	RS Gonsoulin, Goose
HB Mingo, Gene	
FB Dickinson, Bo	

1962 COACHES

Jack Faulkner (Head Coach), **Dale Dodrill** (Defensive Line), **Gary Glick** (Defensive Backfield), **Jim Martin** (Offensive Line), **Mac Speedie** (Offensive End).

1962 LEADERS / RANKINGS

INDIVIDUAL	PLAYER	NO.	AFL RANK	AFL LEADER NO.
Points	Mingo	137	1	Mingo (DEN) 137
Rushing Yards	Stone	360	15	Gilchrist (BUF) 1,096
Passing Yards	Tripucka	2,917	1	Tripucka (DEN) 2,917
Passer Rating	Tripucka	64.4	3	Dawson (DLT) 98.3
Receiving Yards	Taylor	908	3	Powell (NYT) 1,130
Receptions	Taylor	77	1	Taylor (DEN) 77
Interceptions	Gonsoulin	7	7t	Riley (NYT) 11
AFL				
OFFENSE	NO.	AFL RANK	AFL LEADER	NO.
Points Per Game	25.2	3	Dallas Texans	27.8
Total Yards Per Game	335.9	4	Houston	355.1
Rushing Yards Per Game	92.7	7	Buffalo	177.1
Net Passing Yards Per Game	243.1	1	Denver	243.1
AFL				
DEFENSE	NO.	AFL RANK	AFL LEADER	NO.
Points Per Game	23.9	5	Dallas Texans	16.6
Total Yards Per Game	324.1	6	Dallas Texans	282.2
Rushing Yards Per Game	133.4	5	Dallas Texans	89.3
Net Passing Yards Per Game	190.7	5	Oakland	164.7

1962 KEY AWARDS

All-AFL (4): T Eldon Danenhauer, S Goose Gonsoulin, DT Bud McFadin, S Bob Zeman. **AFL All-Star Game (8):** T Eldon Danenhauer, LB Jim Fraser, S Goose Gonsoulin, DT Bud McFadin, HB Gene Mingo, WR Lionel Taylor, QB Frank Tripucka, S Bob Zeman. **AP AFL Coach of the Year:** Jack Faulkner.

1962 AFL STANDINGS

AFL EAST

Team	W	L	T	Pct	PF	PA
y-Houston	11	3	0	.786	387	270
Boston	9	4	1	.692	346	295
Buffalo	7	6	1	.538	309	272
New York Titans	5	9	0	.357	278	423

AFL WEST

Team	W	L	T	Pct	PF	PA
y-Dallas Texans	11	3	0	.786	389	233
Denver	7	7	0	.500	353	334
San Diego	4	10	0	.286	314	392
Oakland	1	13	0	.071	213	370

y - Division Title

AFL CHAMPIONSHIP

12/23 - Dallas Texans 20, at Houston 17 (20T)

1962 NFL STANDINGS

NFL EAST

Team	W	L	T	Pct	PF	PA
y-New York Giants	12	2	0	.857	398	283
Pittsburgh	9	5	0	.643	312	363
Cleveland	7	6	1	.538	291	257
Washington	5	7	2	.417	305	376
Dallas Cowboys	5	8	1	.385	398	402
St. Louis	4	9	1	.308	287	361
Philadelphia	3	10	1	.231	282	356

NFL WEST

Team	W	L	T	Pct	PF	PA
y-Green Bay	13	1	0	.929	415	148
Detroit	11	3	0	.786	315	177
Chicago	9	5	0	.643	321	287
Baltimore	7	7	0	.500	293	288
San Francisco	6	8	0	.429	282	331
Minnesota	2	11	1	.154	254	410
Los Angeles	1	12	1	.077	220	334

y - Division Title

NFL CHAMPIONSHIP

12/30 - Green Bay 16, at New York Giants 7

1961 FINAL STATISTICS (3-11)

Head Coach: Frank Filchock AFL West: 3rd Home Stadium: Bears Stadium

Date	W-L	Score	Opponent	Attendance	RUSHING	No.	Yds.	Avg.	Long	TD
Sept 10	W	22-10	at Buffalo	16,636	Stone	127	505	4.0	34	4
Sept 16	L	17-45	at Boston	14,479	Bukaty	76	187	2.5	45	5
Sept 24	L	28-35	at N.Y. Titans	14,381	Ames	19	114	6.0	26	0
Oct 1	L	19-33	at Oakland	8,361	Frazier	23	110	4.8	43	1
Oct 8	L	12-19	Dallas	14,500	Herring	15	74	4.9	20	2
Oct 15	W	27-24	Oakland	11,129	Mingo	18	51	2.8	15	0
Oct 22	W	27-10	N.Y. Titans	12,508	Sturm	8	31	3.9	9	0
Oct 29	L	0-37	at San Diego	32,584	Carmichael	15	24	1.6	8	0
Nov 5	L	14-55	Houston	11,564	Traynham	6	12	2.0	8	0
Nov 12	L	16-19	San Diego	7,859	Stinnette	19	8	0.4	9	0
Nov 19	L	10-23	Buffalo	7,645	Allen	3	-4	-1.3	2	0
Nov 26	L	14-45	at Houston	27,874	Tripucka	4	-8	-2.0	0	0
Dec 3	L	24-28	Boston	9,303	TEAM	0	-13	-13.0	0	0
Dec 10	L	21-49	at Dallas	8,000	BRONCOS	333	1091	3.3	45	11
					OPPONENTS	435	1633	3.8	—	17

TEAM STATISTICS	Den	Opp
TOTAL FIRST DOWNS	219	233
Rushing	66	83
Passing	127	127
Penalty	26	23
TOTAL NET YARDS	3811	4418
Avg. Per Game	272.2	315.6
NET YARDS RUSHING	1091	1633
Avg. Per Game	77.9	116.6
Total Rushes	333	435
Avg. Per Rush	3.3	3.7
NET YARDS PASSING	2720	2785
Avg. Per Game	194.3	198.9
Sacked/Yards Lost	33/284	33/275
Att./Completions	568/265	433/194
Completion Pct.	46.7	44.8
Had Intercepted	45	26
PUNTS/AVERAGE	80/39.4	77/40.5
PENALTIES/YARDS	60/560	98/799
FUMBLES/BALL LOST	33/20	25/14
TOUCHDOWNS	32	56
Rushing	11	17
Passing	18	30
Defense>Returns	3	9
PAT (Total)	28	37
Kicking	27/27	36/38
Running	0/1	1/1
Passing	1/1	0/1
FIELD GOALS	8/25	13/26

Score By Periods	1	2	3	4	OT	Total
BRONCOS	52	34	37	128	—	251
OPPONENTS	75	143	95	119	—	432

SCORING	TD	Ru	Pa	Rt	PAT	FG	\$	PTS
Frazier	8	1	6	1	0/0	0/0	0	50
Stone	8	4	4	—	0/0	0/0	0	48
Bukaty	5	5	0	—	0/0	0/0	1	32
Mingo	2	0	2	—	11/11	3/10	0	32
Hill	0	0	0	—	16/16	5/15	0	31
Taylor	4	0	4	—	0/0	0/0	0	24
Herring	2	2	0	—	0/0	0/0	0	12
Prebola	1	0	1	—	0/0	0/0	0	8
Gavin	1	0	0	—	0/0	0/0	0	6
Stinnette	1	0	1	—	0/0	0/0	0	6
BRONCOS	32	11	18	3	27/27	8/25	1	251
OPPONENTS	56	17	30	9	52/52	13/26	0	432

RECEIVING	No.	Yds.	Avg.	Long	TD
Taylor	100	1176	12.7	52	4
Frazier	47	799	17.0	87	6
Stone	38	344	9.1	37	4
Prebola	29	349	12.0	54	1
Mingo	8	110	13.8	69	2
Bukaty	14	94	6.7	13	0
Stinnette	11	58	5.3	15	1
Mingo	8	110	13.8	69	2
Ames	6	20	3.3	9	0
Hill	4	33	8.3	15	0
Sturm	2	-1	-0.5	0	0
Traynham	1	-1	-1.0	-1	0
BRONCOS	265	3004	11.3	87	18
OPPONENTS	194	3060	15.8	—	30

INTERCEPTIONS	No.	Yds.	Avg.	Long	TD
Nugent	7	77	11.0	30	0
Gonsoulin	6	76	12.7	38	0
McMillin	5	56	11.2	26	0
McNamara	3	85	28.3	34	0
Hudson	3	16	5.3	13	0
Stinnette	1	40	40.0	40	0
Lamberti	1	5	5.0	5	0
BRONCOS	26	355	13.7	40	0
OPPONENTS	45	818	18.2	—	5

PUNTING	No.	Yds.	Avg.	Long	B
Herring	80	3149	39.4	63	0
OPPONENTS	77	3120	40.5	—	0

PUNT RETURNS	No.	Yds.	Avg.	Long	TD
Frazier	18	231	12.8	55	1
Carmichael	7	58	8.3	29	0
McNamara	4	17	4.3	9	0
Ames	2	17	8.5	13	0
Gavin	1	45	45.0	45	1
Mingo	1	1	1.0	1	0
BRONCOS	33	369	11.2	55	2
OPPONENTS	26	368	14.2	—	2

KICKOFF RETURNS	No.	Yds.	Avg.	Long	TD
Frazier	18	504	28.0	90	1
Carmichael	16	310	19.4	31	0
Ames	12	240	20.0	30	0
Stone	9	215	23.9	76	0
Mingo	4	120	30.0	30	0
Bukaty	3	41	13.7	20	0
Gonsoulin	1	34	34.0	34	0
Hill	1	23	23.0	23	0
Prebola	1	8	8.0	8	0
Stinnette	1	6	6.0	6	0
BRONCOS	66	1501	22.7	90	1
OPPONENTS	42	720	17.1	—	0

SACKS: Cash 7, Hauser 5.5, McFadin 5, Hudson 2, Stinnette 2, McDaniel 2, Konovsky 1, Gavin 1, Holz 0.5, Team 7, **TOTAL 33.0**

PASSING	Att.	Comp.	Yds.	Comp.%	Yd./Att.	TD	TD%	Int	Int%	LG	Rtg.
Tripucka	344	167	1690	48.5	4.91	10	2.9	21	6.1	87	47.3
Herring	211	93	1160	44.1	5.50	5	2.4	22	10.4	54	40.0
Mingo	8	4	136	50.0	17.0	2	25.0	0	0.0	52	135.4
Stone	2	1	18	50.0	9.0	1	50.0	0	0.0	18	120.8
Taylor	2	0	0	0.0	0.00	0	0.0	1	50.0	0	0.0
Frazier	1	0	0	0.0	0.00	0	0.0	1	100.0	0	0.0
BRONCOS	568	265	3004	46.7	5.29	18	3.2	45	7.9	87	40.6
OPPONENTS	433	194	3060	44.8	7.07	30	6.9	26	6.0	—	66.9

1961 PRIMARY STARTERS

OFFENSE	DEFENSE
LE Taylor, Lionel	LE Cash, John
LT Mattox, Jack	LT McFadin, Bud
LG Adamson, Ken	RT Holz, Gordon
C Nichols, Mike	RE Gavin, Chuck
C Barton, Jim	LLB Hudson, Bob
RG Larpenter, Carl	MLB McDaniel, Wahoo
RT Danenhauer, Eldon	RLB Roehnell, Bill
TE Prebola, Gene	RLB Stalcup, Jerry
FL Frazier, Al	LC McNamara, Bob
QB Tripucka, Frank	RC McMillan, Jim
QB Herring, George	LS Nugent, Phil
HB Stone, Don	RS Gonsoulin, Goose
FB Bukaty, Fred	

1961 COACHES

Frank Filchok (Head Coach), Ken Carpenter (Assistant), Dale Dodrill (Line).

1961 LEADERS / RANKINGS

INDIVIDUAL	PLAYER	NO.	AFL RANK	AFL LEADER NO.
Points	Frazier	50	13	Cappelletti (BOS) 147
Rushing Yards	Stone	505	6	Cannon (HOU) 948
Passing Yards	Tripucka	1,690	6	Blanda (HOU) 3,330
Passer Rating	Tripucka	47.3	8	Blanda (HOU) 91.3
Receiving Yards	Taylor	1,176	2	Hennigan (HOU) 1,746
Receptions	Taylor	100	1	Taylor (DEN) 100
Interceptions	Nugent	7	6t	Atkins (BUF) 10

OFFENSE NO.	AFL RANK	AFL LEADER NO.
Points Per Game 17.9	7	Houston 36.6
Total Yards Per Game 272.2	7	Houston 448.1
Rushing Yards Per Game 77.9	8	Dallas Texans 155.9
Net Passing Yards Per Game 194.3	3	Houston 313.7

DEFENSE NO.	AFL RANK	AFL LEADER NO.
Points Per Game 30.9	7	San Diego 15.6
Total Yards Per Game 315.6	6	San Diego 265.7
Rushing Yards Per Game 116.6	5	Boston 74.4
Net Passing Yards Per Game 198.9	5	San Diego 168.8

1961 KEY AWARDS

All-AFL (2): DT Bud McFadin, WR Lionel Taylor. AFL All-Star Game (4): G Ken Adamson, S Goose Gonsoulin, DT Bud McFadin, HB Don Stone.

1961 AFL STANDINGS

AFL EAST

Team	W	L	T	Pct	PF	PA
y-Houston	10	3	1	.769	513	242
Boston	9	4	1	.692	413	313
New York Titans	7	7	0	.500	301	390
Buffalo	6	8	0	.429	294	342

AFL WEST

Team	W	L	T	Pct	PF	PA
y-San Diego	12	2	0	.857	396	219
Dallas Texans	6	8	0	.429	334	343
Denver	3	11	0	.214	251	432
Oakland	2	12	0	.143	237	458

y - Division Title

AFL CHAMPIONSHIP

12/24 - Houston 10, at San Diego 3

1961 NFL STANDINGS

NFL EAST

Team	W	L	T	Pct	PF	PA
y-New York Giants	10	3	1	.769	368	220
Philadelphia	10	4	0	.714	361	297
Cleveland	8	5	1	.615	319	270
St. Louis	7	7	0	.500	279	267
Pittsburgh	6	8	0	.429	295	287
Dallas Cowboys	4	9	1	.308	236	380
Washington	1	12	1	.077	174	392

NFL WEST

Team	W	L	T	Pct	PF	PA
y-Green Bay	11	3	0	.786	391	223
Detroit	8	5	1	.615	270	258
Baltimore	8	6	0	.571	302	307
Chicago	8	6	0	.571	326	302
San Francisco	7	6	1	.538	346	272
Los Angeles	4	10	0	.286	263	333
Minnesota	3	11	0	.214	285	407

y - Division Title

NFL CHAMPIONSHIP

12/31 - at Green Bay 37, New York Giants 0

1960 FINAL STATISTICS (4-9-1)

Head Coach: Frank Filchock AFL West: 4th Home Stadium: Bears Stadium

Date	W-L	Score	Opponent	Attendance	RUSHING	No.	Yds.	Avg.	Long	TD
Sept 9	W	13-10	at Boston	21,597	Rolle	130	501	3.9	57	2
Sept 18	W	27-21	at Buffalo	15,229	Mingo	83	323	3.9	39	4
Sept 23	L	24-28	at N.Y. Titans	20,462	Bell	43	238	5.5	68	0
Oct 2	W	31-14	Oakland	18,372	Carmichael	41	211	5.1	47	2
Oct 16	L	19-23	L.A. Chargers	19,141	Stransky	28	78	2.8	16	0
Oct 23	W	31-24	Boston	12,683	Wegert	5	37	7.4	32	0
Oct 30	L	14-17	Dallas Texans	13,002	Carpenter	4	13	3.3	9	0
Nov 6	L	25-45	Houston	14,489	McNamara	17	33	1.9	7	1
Nov 13	L	7-34	at Dallas Texans	21,000	Brodnax	15	18	1.2	7	0
Nov 20	L	10-20	at Houston	20,778	Allen	30	18	0.6	4	1
Nov 27	T	38-38	Buffalo	7,785	Taylor	2	-6	-3.0	—	0
Dec 4	L	27-30	N.Y. Titans	5,861	Herring	5	-46	-9.2	—	0
Dec 10	L	33-41	at L.A. Chargers	9,928	Trippuca	37	-226	-6.1	—	0
Dec 16	L	10-48	at Oakland	7,000	BRONCOS	440	1195	2.7	68	10
					OPPONENTS	541	2145	4.0	—	23

TEAM STATISTICS		Den	Opp
TOTAL FIRST DOWNS		248	254
Rushing		84	112
Passing		141	123
Penalty		23	19
TOTAL NET YARDS		4442	5132
Avg. Per Game		317.3	366.6
NET YARDS RUSHING		1195	2145
Avg. Per Game		85.4	153.2
Total Rushes		440	541
NET YARDS PASSING		3247	2987
Avg. Per Game		231.9	213.4
Att./Completions		508/259	387/189
Completion Pct.		51.0	48.7
Had Intercepted		35	27
PUNTS/AVERAGE		70/37.3	67/39.0
PENALTIES/YARDS		54/501	62/633
FUMBLES/BALL LOST		32/17	26/17
TOUCHDOWNS		37	49
Rushing		10	19
Passing		24	25
Defense>Returns		3	5

Score By Periods	1	2	3	4	OT	Total
BRONCOS	42	93	86	88	—	309
OPPONENTS	96	108	90	99	—	393

SCORING	TD	Ru	Pa	Rt	PAT	FG	S	PTS
Mingo	6	4	1	1	33/36	18/28	0	123
Taylor	12	0	12	0	0/0	0/0	0	72
Carmichael	7	2	5	0	0/0	0/0	0	42
Rolle	3	2	1	0	0/0	0/0	0	18
McNamara	2	1	1	0	0/0	0/0	0	12
Allen	1	1	0	0	0/0	0/0	0	6
Brodnax	1	0	1	0	0/0	0/0	0	6
Carpenter	1	0	1	0	0/0	0/0	0	6
Greer	1	0	1	0	0/0	0/0	0	6
Pyeatt	1	0	0	1	0/0	0/0	0	6
Yelverton	1	0	0	1	0/0	0/0	0	6
Jessup	1	0	1	0	0/0	0/0	0	6
BRONCOS	37	10	24	3	33/36	18/28	0	309
OPPONENTS	49	19	25	5	44/47	17/27	0	393

SACKS: Yelverton 6, Day 2, King 2, McFadin 1.5, Hatley 1.5, Gavin 1, Nichols 1, Davis 1, Young 0.5, Team 7, **TOTAL 23.5**

RECEIVING	No.	Yds.	Avg.	Long	TD
Taylor	92	1235	13.4	80	12
Carmichael	32	616	19.3	59	5
Carpenter	29	350	12.1	36	1
Rolle	21	122	5.8	33	1
Greer	22	284	12.9	33	1
Mingo	19	156	8.2	18	1
Jessup	9	120	13.3	26	1
Epperson	11	99	9.0	16	0
McNamara	7	143	20.4	55	1
Allen	5	34	6.8	17	0
Brodnax	5	39	7.8	19	1
Stransky	3	11	3.7	11	0
Carothers	2	25	12.5	20	0
Bell	2	13	6.5	11	0
BRONCOS	259	3247	12.5	80	24
OPPONENTS	188	2987	15.8	—	25

INTERCEPTIONS	No.	Yds.	Avg.	Long	TD
Gonsoulin	11	98	8.9	—	0
McNamara	4	63	15.8	—	0
Pyeatt	4	60	15.0	—	1
Romine	3	69	23.0	—	0
King	2	18	9.0	—	0
Alliston	1	65	65.0	65	0
Doyle	1	24	24.0	24	0
Yelverton	1	20	20.0	20t	1
BRONCOS	27	417	15.4	65	2
OPPONENTS	35	340	9.7	—	3

PUNTING	No.	Yds.	Avg.	Long	B
Herring	70	2610	37.3	70	0
OPPONENTS	67	2611	39.0	—	0

PUNT RETURNS	No.	Yds.	Avg.	Long	TD
Carmichael	15	101	6.7	—	0
McNamara	11	68	6.2	—	0
Mingo	3	92	30.7	76t	—
BRONCOS	29	261	9.0	76t	1
OPPONENTS	20	149	7.5	—	1

KICKOFF RETURNS	No.	Yds.	Avg.	Long	TD
Carmichael	22	581	26.4	58	0
Mingo	9	209	23.2	—	0
McNamara	9	192	21.3	—	0
Wegert	6	143	23.8	—	0
Stransky	7	153	21.9	—	0
Brodnax	5	117	23.4	—	0
Allen	5	72	14.4	—	0
Bell	2	60	30.0	—	0
Greer	1	11	11.0	11	0
Strickland	1	9	9.0	9	0
BRONCOS	67	1547	23.1	58	0
OPPONENTS	54	1087	20.1	—	1

PASSING	Att.	Comp.	Yds.	Comp. %	Yd./Att.	TD	TD%	Int	Int%	LG	Rtg.
Trippuca	478	248	3038	51.9	6.36	24	5.0	34	7.1	80	58.9
Herring	22	9	137	40.9	6.23	0	0.0	1	4.5	21	43.2
Mingo	7	1	46	14.3	6.57	0	0.0	0	0.0	46	54.5
Carmichael	1	1	26	100.0	26.00	0	0.0	0	0.0	26	118.8
BRONCOS	508	259	3247	51.0	6.39	24	4.7	35	6.9	80	58.2
OPPONENTS	387	189	2987	48.8	7.72	25	6.5	27	7.0	—	67.4

1960 PRIMARY STARTERS

OFFENSE	DEFENSE
LE Taylor, Lionel	LE Young, Joe
LE Greer, Jim	LE King, Don
LT Holz, Gordon	LT McFadin, Bud
LT Larpenter, Carl	RT Hatley, John
LG Adamson, Ken	RE Gavin, Chuck
C Nichols, Mike	RE Yelverton, Bill
RG Smith, Willie	LLB Mangum, Pete
RT Danenhauer, Eldon	LLB Hudson, Bob
RE Jessup, Bill	MLB Brown, Hardy
RE Epperson, Pat	MLB Kutchta, Frank
FL McNamara, Bob	RLB Day, Albert
FL Carpenter, Ken	LC Bernardi, Frank
QB Tripucka, Frank	LC McNamara, Bob
HB Bell, Henry	RC Pyeatt, John
HB Mingo, Gene	LS Romine, Al
FB Rolle, Dave	RS Gonsoulin, Goose

1960 COACHES

Frank Filchock (Head Coach), Jim Cason (Backfield), Dale Dodrill (Line).

1960 LEADERS / RANKINGS

INDIVIDUAL	PLAYER	NO.	AFL RANK	AFL LEADER	NO.
Points	Mingo	123	1	Mingo (DEN)	123
Rushing Yards	Rolle	501	8	Haynes (DLT)	875
Passing Yards	Tripucka	3,038	1	Tripucka (DEN)	3,038
Passer Rating	Tripucka	58.9	7	Flores (OAK)	71.8
Receiving Yards	Taylor	1,235	3	Groman (HOU)	1,473
Receptions	Taylor	92	1	Taylor (DEN)	92
Interceptions	Gonsoulin	11	1	Gonsoulin (DEN)	11

OFFENSE	NO.	AFL RANK	AFL LEADER	NO.
Points Per Game	22.1	6	New York Titans	27.3
Total Yards Per Game	317.3	6	Houston	352.6
Rushing Yards Per Game	85.4	8	Dallas Texans	129.6
Net Passing Yards Per Game	231.9	3	Houston	240.8

DEFENSE	NO.	AFL RANK	AFL LEADER	NO.
Points Per Game	28.1	7	Dallas Texans	18.1
Total Yards Per Game	366.6	8	Buffalo	275.3
Rushing Yards Per Game	153.2	8	Dallas Texans	70.0
Net Passing Yards Per Game	213.4	5	Buffalo	175.8

1960 KEY AWARDS

All-AFL (3): S Goose Gonsoulin, DT Bud McFadin, WR Lionel Taylor.

1960 AFL STANDINGS

AFL EAST

Team	W	L	T	Pct	PF	PA
y-Houston	10	4	0	.714	379	285
New York Titans	7	7	0	.500	382	399
Buffalo	5	8	1	.385	296	303
Boston	5	9	0	.357	286	349

AFL WEST

Team	W	L	T	Pct	PF	PA
y-L.A. Chargers	10	4	0	.714	373	336
Dallas Texans	8	6	0	.571	362	253
Oakland	6	8	0	.429	319	388
Denver	4	9	1	.308	309	393

y - Division Title

AFL CHAMPIONSHIP

1/1 - at Houston 24, L.A. Chargers 16

1960 NFL STANDINGS

NFL EAST

Team	W	L	T	Pct	PF	PA
y-Philadelphia	10	2	0	.833	321	246
Cleveland	8	3	1	.727	362	217
New York Giants	6	4	2	.600	271	261
St. Louis	6	5	1	.545	288	230
Pittsburgh	5	6	1	.455	240	275
Washington	1	9	2	.100	178	309

NFL WEST

Team	W	L	T	Pct	PF	PA
y-Green Bay	8	4	0	.667	332	209
Detroit	7	5	0	.583	239	212
San Francisco	7	5	0	.583	208	205
Baltimore	6	6	0	.500	288	234
Chicago	5	6	1	.455	194	299
L.A. Rams	4	7	1	.364	265	297
Dallas Cowboys	0	11	1	.000	177	369

y - Division Title

NFL CHAMPIONSHIP

12/26 - at Philadelphia 17, Green Bay 13

YEAR-BY-YEAR FINAL RECORDS

Year	W	L	T	Div. Finish	Coach	Postseason (record)
1960	4	9	1	Fourth	Frank Filchock	
1961	3	11	0	Third	Frank Filchock	
1962	7	7	0	Second	Jack Faulkner	
1963	2	11	1	Fourth	Jack Faulkner	
1964	2	11	1	Fourth	Jack Faulkner (0-4) / Mac Speedie (2-7-1)	
1965	4	10	0	Fourth	Mac Speedie	
1966	4	10	0	Fourth	Mac Speedie (0-2) / Ray Malavasi (4-8)	
1967	3	11	0	Fourth	Lou Saban	
1968	5	9	0	Fourth	Lou Saban	
1969	5	8	1	Fourth	Lou Saban	
1970	5	8	1	Fourth	Lou Saban	
1971	4	9	1	Fourth	Lou Saban (2-6-1) / Jerry Smith (2-3)	
1972	5	9	0	Third	John Ralston	
1973	7	5	2	Second	John Ralston	
1974	7	6	1	Second	John Ralston	
1975	6	8	0	Second	John Ralston	
1976	9	5	0	Second	John Ralston	
1977	12	2	0	First	Red Miller	Super Bowl (2-1)
1978	10	6	0	First	Red Miller	Playoffs (0-1)
1979	10	6	0	Second	Red Miller	Playoffs (0-1)
1980	8	8	0	Fourth	Red Miller	
1981	10	6	0	Second	Dan Reeves	
1982	2	7	0	Fifth	Dan Reeves	
1983	9	7	0	Third	Dan Reeves	Playoffs (0-1)
1984	13	3	0	First	Dan Reeves	Playoffs (0-1)
1985	11	5	0	Second	Dan Reeves	
1986	11	5	0	First	Dan Reeves	Super Bowl (2-1)
1987	10	4	1	First	Dan Reeves	Super Bowl (2-1)
1988	8	8	0	Second	Dan Reeves	
1989	11	5	0	First	Dan Reeves	Super Bowl (2-1)
1990	5	11	0	Fifth	Dan Reeves	
1991	12	4	0	First	Dan Reeves	AFC Championship (1-1)
1992	8	8	0	Third	Dan Reeves	
1993	9	7	0	Third	Wade Phillips	Playoffs (0-1)
1994	7	9	0	Fourth	Wade Phillips	
1995	8	8	0	Fourth	Mike Shanahan	
1996	13	3	0	First	Mike Shanahan	Playoffs (0-1)
1997	12	4	0	Second	Mike Shanahan	Super Bowl Champion (4-0)
1998	14	2	0	First	Mike Shanahan	Super Bowl Champion (3-0)
1999	6	10	0	Fifth	Mike Shanahan	
2000	11	5	0	Second	Mike Shanahan	Playoffs (0-1)
2001	8	8	0	Third	Mike Shanahan	
2002	9	7	0	Second	Mike Shanahan	
2003	10	6	0	Second	Mike Shanahan	Playoffs (0-1)
2004	10	6	0	Second	Mike Shanahan	Playoffs (0-1)
2005	13	3	0	First	Mike Shanahan	AFC Championship (1-1)
2006	9	7	0	Third	Mike Shanahan	
2007	7	9	0	Second	Mike Shanahan	
2008	8	8	0	Second	Mike Shanahan	
2009	8	8	0	Second	Josh McDaniels	
2010	4	12	0	Fourth	Josh McDaniels (3-9) / Eric Stutesville (1-3)	
2011	8	8	0	First	John Fox	Playoffs (1-1)
2012	13	3	0	First	John Fox	Playoffs (0-1)
2013	13	3	0	First	John Fox	Super Bowl (2-1)
2014	12	4	0	First	John Fox	Playoffs (0-1)
2015	12	4	0	First	Gary Kubiak	Super Bowl Champion (3-0)
2016	9	7	0	Third	Gary Kubiak	
2017	5	11	0	Fourth	Vance Joseph	
2018	6	10	0	Third	Vance Joseph	
2019	7	9	0	Second	Vic Fangio	
2020	5	11	0	Fourth	Vic Fangio	
2021	7	10	0	Fourth	Vic Fangio	
Total	495	444	10	(.529)		(Total Playoff Record: 23-19)

3 World Championships: (1997-98, 2015)

8 Super Bowl Appearances: (1977, '86-87, '89, '97-98, 2013, '15)

10 AFC Championship Games: (1977, '86-87, '89, '91, '97-98, '05, '13, '15)

15 Division Titles: (1977-78, '84, '86-87, '89, '91, '96, '98, '05, '11-15)

22 Playoff Appearances: (1977-79, '83-84, '86-87, '89, '91, '93, '96-98, '00, '03-05, '11-15)

29 Winning Seasons: (1973-74, '76-79, '81, '83-87, '89, '91, '93, '96-98, '00, '02-06, '12-16)





Denver 24, Carolina 10

Sunday, Feb. 7, 2016 • 3:39 p.m. PST • Levi's Stadium • Santa Clara, Calif.

WEATHER: Sunny, 76°, Wind NW 16 mph • **TIME:** 3:43 • **ATTENDANCE:** 71,088

Super Bowl 50

Behind a ruthless defense led by MVP Von Miller and his 2.5-sack, two-forced fumble performance, the Denver Broncos claimed their third world championship by beating the Carolina Panthers 24-10 in Super Bowl 50 at Levi's Stadium in Santa Clara, Calif.

At age 39, quarterback Peyton Manning became the oldest starting quarterback to win a Super Bowl and the first in NFL history to win a Super Bowl with two different teams. The Super Bowl 50 victory also gave Manning his 200th career win, passing Hall of Famer Brett Favre for the most combined victories in league history.

John Elway, the architect of Denver's World Championship team, earned his third Super Bowl win and his first as an executive. Gary Kubiak, in his initial season leading the Broncos, also made history by becoming the first person to play in and serve as the head coach for the same franchise in the Super Bowl.

Denver's defense would post seven sacks and four turnovers, holding the league's No. 1 ranked scoring offense to 10 points.

Broncos kicker Brandon McManus put the Broncos on the board on the team's first drive before Denver's defense took over. Helped by the special teams unit which pinned Carolina deep in its own territory, Miller strip-sacked quarterback Cam Newton and defensive end Malik Jackson recovered in the endzone to record only the seventh fumble recovery for a touchdown in Super Bowl history.

After a Carolina touchdown and McManus' second field goal—which was set up by Jordan Norwood's Super Bowl-record 61-yard punt return—the Broncos entered halftime with a 13-7 lead.

The Broncos maintained their edge in the third quarter thanks to a missed Panthers field goal and a 30-yard kick from McManus. Safety T.J. Ward thwarted another Panthers' scoring opportunity by intercepting Newton at the Denver 10-yard line. Though Ward fumbled on the return, linebacker Danny Trevathan recovered to keep possession.

The Panthers opened the fourth quarter with a strip-sack of Manning, which they quickly turned into points on a 39-yarder from kicker Graham Gano to narrow the score to 16-10.

With less than five minutes on the clock, Miller strip-sacked Newton for the second time and Ward recovered to give Denver possession at the Panthers' 4-yard line.

Running back C.J. Anderson found the end zone four plays later on a 2-yard run, and Manning connected with receiver Bennie Fowler for the two-point conversion to clinch the Super Bowl 50 win.

Following the game, in a moment of tribute to Super Bowl XXXII and in celebration of Owner Pat Bowlen's third World Championship, Elway stood at midfield, lifted the Lombardi Trophy to the sky and shouted, "This one's for Pat!"

OFFICIALS:

Referee — Clele Blakeman (34); **Umpire** — Jeff Rice (44); **Head Linesman** — Wayne Mackie (106); **Line Judge** — Rusty Baynes (59); **Side Judge** — Scott Edwards (3); **Field Judge** — Boris Cheek(41); **Back Judge** — Keith Ferguson (61); **Replay** — Charles Stewart.

DENVER BRONCOS

OFFENSE		DEFENSE	
WR 88	D. Thomas	DE 95	D. Wolfe
LT 68	R. Harris	NT 92	S. Williams
LG 69	E. Mathis	DE 97	M. Jackson
C 61	M. Paradis	SLB 58	V. Miller
RG 65	L. Vasquez	WLB 94	D. Ware
RT 79	M. Schofield	ILB 54	B. Marshall
TE 81	O. Daniels	ILB 59	D. Trevathan
WR 10	E. Sanders	LCB 21	A. Talib
RB 22	C. Anderson	RCB 25	C. Harris Jr.
QB 18	P. Manning	SS 43	T. Ward
TE 80	V. Davis	FS 26	D. Stewart

BRONCOS SUBSTITUTIONS: P 4 B.Colquitt, K 8 B.McManus, WR 11 J.Norwood, WR 12 A.Caldwell, WR 14 C.Latimer, WR 16 B.Fowler, S 20 J.Bush, RB 23 R.Hillman, CB 29 B.Roby, DB 33 S.Keo, CB 36 K.Webster, LS 46 A.Brewer, OLB 48 S.Barrett, ILB 51 T.Davis, ILB 52 C.Nelson, OLB 55 L.McCray, OLB 56 S.Ray, C/G 73 M.Garcia, T 76 T.Polumbus, TE 85 V.Green, DE 90 A.Smith, DE 96 V.Walker. **DID NOT PLAY:** QB 17 B.Osweller, C 53 J.Ferentz. **INACTIVE:** QB 13 T.Siemian, CB 37 L.Doss, CB 39 T.Nixon, RB 40 J.Thompson, C 67 S.Brenner, G 70 R.Myers Jr., NT 98 D.Kilgo.

CAROLINA PANTHERS

OFFENSE		DEFENSE	
OL 60	Da. Williams	LDE 95	C. Johnson
LT 73	M. Oher	LDT 98	S. Lotulelei
LG 68	A. Norwell	RODT 99	K. Short
C 67	R. Kalil	RDE 69	J. Allen
RG 70	T. Turner	SLB 54	S. Thompson
RT 74	M. Remmers	MLB 59	L. Kuechly
TE 88	G. Olsen	WLB 58	T. Davis
WR 17	D. Funchess	LCB 27	R. McClain
QB 1	C. Newton	RBC 24	J. Norman
TE 84	E. Dickson	SS 41	R. Harper
RB 28	J. Stewart	FS 20	K. Coleman

PANTHERS SUBSTITUTIONS: P 8 B.Nortman, K 9 G.Gano, WR 10 C.Brown, QB 14 J.Webb, WR 19 T.Ginn, CB 21 T.Williams, CB 26 C.Finegan, S 33 T.Boston, FB 35 M.Tolbert, S 42 C.Jones, RB 43 F.Whittaker, LS 44 J.Jansen, LB 53 B.Jacobs, LB 55 D.Mayo, LB 56 A.Klein, G 61 F.Velasco, G 79 C.Scott, TE 80 S.Simmons, WR 82 J.Cotchery, DT 92 D.Edwards, DT 93 K.Love, DE 94 K.Ealy, DE 97 M.Addison. **DID NOT PLAY:** QB 3 D.Anderson. **INACTIVE:** WR 11 B.Bersin, DB 22 L.Young, S 29 D.Marlowe, RB 36 B.Wegher, RB 34 C.Artis-Payne, WR 81 K.Norwood, DE 91 R.Delaire.

		1	2	3	4	OT	TOTAL	FIELD GOALS (made () missed)	
VISITOR	Carolina Panthers	0	7	0	3	0	10	G. Gano 44RU (39)	
HOME	Denver Broncos	10	3	3	8	0	24	B. McManus (34) (33) (30)	

Team	Qtr	Clock Time	PLAY DESCRIPTION (Extra Point) (Drive Info)	SCORE	
				Visitor	Home
BRONCOS	1	10:43	B. McManus 34 yd. Field Goal (10-64, 4:17)	0	3
BRONCOS	1	6:27	M. Jackson fumble recovery in end zone (B. McManus kick)	0	10
PANTHERS	2	11:25	J. Stewart 1 yd. run (G. Gano kick) (9-73, 4:50)	7	10
BRONCOS	2	6:58	B. McManus 33 yd. Field Goal (4--1, 2:13)	7	13
BRONCOS	3	8:18	B. McManus 30 yd. Field Goal (7-54, 2:30)	7	16
PANTHERS	4	10:21	G. Gano 39 yd. Field Goal (6-29, 2:56)	10	16
BRONCOS	4	3:08	C. Anderson 2 yd. run (P. Manning pass to B. Fowler) (3-4, 0:56)	10	24

FINAL INDIVIDUAL STATISTICS

Carolina Panthers										Denver Broncos															
RUSHING		ATT	YDS	AVG	LG	TD	RUSHING		ATT	YDS	AVG	LG	TD												
C. Newton		6	45	7.5	14	0	C. Anderson		23	90	3.9	34	1												
J. Stewart		12	29	2.4	12	1	R. Hillman		5	0	0.0	3	0												
F. Whitaker		4	26	6.5	15	0																			
M. Tolbert		5	18	3.6	11	0																			
TOTAL		27	118	4.4	15	1	TOTAL		28	90	3.2	34	1												
PASSING		ATT	CMP	YDS	TKD/ YD	TD	LG	IN	Rtg.	PASSING		ATT	CMP	YDS	TKD/ YD	TD	LG	IN	Rtg.						
C. Newton		41	18	265	6/64	0	45	1	55.4	P. Manning		23	13	141	5/37	0	25	1	56.6						
T. Ginn Jr.		0	0	0	1/4	0	—	0	0.0																
TOTAL		41	18	265	7/68	0	45	1	55.4	TOTAL		23	13	141	5/37	0	25	1	56.6						
PASS RECEIVING		NO	YDS	AVG	LG	TD	PASS RECEIVING		NO	YDS	AVG	LG	TD												
C. Brown		4	80	20.0	42	0	E. Sanders		6	83	13.8	25	0												
T. Ginn Jr.		4	74	18.5	45	0	C. Anderson		4	10	2.5	7	0												
G. Olsen		4	41	10.3	19	0	A. Caldwell		1	22	22.0	22	0												
D. Funchess		2	40	20.0	24	0	O. Daniels		1	18	18.0	18	0												
J. Cotchery		2	17	8.5	11	0	D. Thomas		1	8	8.0	8	0												
F. Whitaker		1	14	14.0	8	0																			
J. Stewart		1	-1	-1.0	-1	0																			
TOTAL		18	265	14.7	45	0	TOTAL		13	141	10.8	25	0												
INTERCEPTIONS		NO	YDS	AVG	LG	TD	INTERCEPTIONS		NO	YDS	AVG	LG	TD												
K. Ealy		1	19	19.0	19	0	T. Ward		1	-3	-3.0	-3	0												
TOTAL		1	19	19.0	19	0	TOTAL		1	-3	-3.0	-3	0												
PUNTING		NO	YDS	AVG	NET	TB	IN20	LG	PUNTING		NO	YDS	AVG	NET	TB	IN20	LG								
B. Nortman		7	315	45.0	33.4	1	1	61	B. Colquitt		8	367	45.9	45.6	0	2	54								
TOTAL		7	315	45.0	33.4	1	1	61	TOTAL		8	367	45.9	45.6	0	2	54								
PUNT RETURNS		NO	YDS	AVG	FC	LG	TD	PUNT RETURNS		NO	YDS	AVG	FC	LG	TD										
T. Ginn Jr.		3	2	0.7	2	3	0	J. Norwood		1	61	61.0	3	61	0										
[OUT OF BOUNDS]		3	0	0.0	0	—	0	E. Sanders		0	0	0.0	1	—	0										
								[DOWNED]		1	0	0.0	0	—	0										
								[TOUCHBACK]		1	0	0.0	0	—	0										
RETURNS		3	2	0.7	2	3	0	RETURNS		1	61	61.0	4	61	0										
KICKOFF RETURNS		NO	YDS	AVG	FC	LG	TD	KICKOFF RETURNS		NO	YDS	AVG	FC	LG	TD										
J. Webb		1	24	24.0	0	24	0	A. Caldwell		2	42	21.0	0	24	0										
F. Whitaker		1	18	18.0	0	18	0	[TOUCHBACK]		1	0	0.0	0	—	0										
[TOUCHBACK]		4	0	0.0	0	—	0																		
RETURNS		2	42	21.0	0	24	0	RETURNS		2	42	21.0	0	24	0										
Carolina Panthers										Denver Broncos															
FUMBLES		Fum	Lost	Rec.	Yds	TD	FF	Rec.	Yds	TD	Out	Ends	FUMBLES		Fum	Lost	Rec.	Yds	TD	FF	Rec.	Yds	TD	Ends	
M. Tolbert		2	1	1	0	0	1	0	0	0	0	0	0	P. Manning		2	1	1	0	0	0	0	0	0	0
C. Newton		2	2	0	0	0	0	0	0	0	0	0	0	T. Ward		1	0	0	0	0	0	1	5	0	0
K. Ealy		0	0	0	0	0	1	1	0	0	0	0	0	D. Trevathan		0	0	1	0	0	0	1	0	0	0
C. Johnson		0	0	0	0	0	1	0	0	0	0	0	0	V. Miller		0	0	0	0	0	2	0	0	0	0
													0	S. Ray		0	0	0	0	0	1	0	0	0	0
													0	D. Stewart		0	0	0	0	0	1	0	0	0	0
													0	M. Jackson		0	0	0	0	0	0	1	0	1	0
TOTAL		4	3	1	0	0	3	1	0	0	0	0	0	TOTAL		3	1	2	0	0	4	3	5	1	0

FINAL TEAM STATISTICS

	PANTHERS					BRONCOS					PANTHERS					BRONCOS				
TOTAL FIRST DOWNS	21					11					FGs - PATs Had Blocked					0-0				
By Rushing	8					4					Net Punting Average					33.4				
By Passing	10					5					TOTAL RETURN YARDAGE (Not Including Kickoffs)					21				
By Penalty	3					2					No. and Yards Punt Returns					3-2				
THIRD DOWN EFFICIENCY	3-15-20%					1-14-7%					No. and Yards Kickoff Returns					2-42				
FOURTH DOWN EFFICIENCY	0-0-0%					0-0-0%					No. and Yards Interception Returns					1-19				
TOTAL NET YARDS	315					194					PENALTIES Number and Yards					12-102				
Total Offensive Plays (inc. times thrown passing)	75					56					FUMBLES Number and Lost					4-3				
Average gain per offensive play	4.2					3.5					TOUCHDOWNS					1				
NET YARDS RUSHING	118					90					Rushing					1				
Total Rushing Plays	27					28					Passing					0				
Average gain per rushing play	4.4					3.2					Fumbles					0				
Tackles for a loss-number and yards	1-1					4-7					EXTRA POINTS Made-Attempts					1-1				
NET YARDS PASSING	197					104					Kicking Made-Attempts					1-1				
Yards thrown - yards lost attempting to pass	7-68					5-37					Passing Made-Attempts					0-0				
Gross yards passing	265					141					FIELD GOALS Made-Attempts					1-2				
PASS ATTEMPTS-COMPLETIONS-HAD INTERCEPTED	41-18-1					23-13-1					RED ZONE EFFICIENCY					1-2-50%				
Avg gain per pass play (inc.# thrown passing)	4.1					3.7					GOAL TO GO EFFICIENCY					1-1-100%				
KICKOFFS Number-In End Zone-Touchbacks	3-2-1					6-5-4					SAFETIES					0				
PUNTS Number and Average	7-45.0					8-45.9					FINAL SCORE					10				
Had Blocked	4					0					TIME OF POSSESSION					32:47				

BRONCOS DEFENSIVE STATISTICS

<i>(Press Box Totals)</i>																							
PLAYER	UT	A	TT	S-YDS	I-YDS	PD	FF	FR	FR	PLAYER	UT	A	TT	S-YDS	I-YDS	PD	FF	FR	FR				
D. Trevathan	4	4	8	0-0	0-0	0	0	2	0	D. Stewart	3	0	3	1-8	0-0	2	1	0	0				
T. Ward	4	3	7	0-0	1-3	1	0	1	0	S. Ray	2	0	2	0-0	0-0	0	1	0	0				
V. Miller	5	1	6	2.5-27	0-0	1	2	0	0	B. Roby	2	0	2	0-0	0-0	3	0	0	0				
C. Harris Jr.	5	0	5	1-4	0-0	0	0	0	0	J. Bush	2	0	2	0-0	0-0	0	0	0	0				
M. Jackson	5	0	5	0-0	0-0	0	0	1	0	S. Williams	1	1	2	0-0	0-0	1	0	0	0				
A. Talib	5	0	5	0-0	0-0	2	0	0	0	V. Walker	1	1	2	0-0	0-0	0	0	0	0				
D. Ware	3	2	5	2-24	0-0	0	0	0	0	C. Nelson	1	0	1	0-0	0-0	0	0	0	0				
D. Wolfe	3	2	5	0.5-5	0-0	0	0	0	0	TEAM TOTALS	48	17	65	7-68	1-3	10	4	4	0				
B. Marshall	2	3	5	0-0	0-0	0	0	0	0														



Denver 20, New England 18

Sunday, Jan. 24, 2016 • 1:05 p.m. MST • Sports Authority Field at Mile High • Denver

WEATHER: Mostly Sunny, Gusts to 12 mph, 46°, Wind N 6 mph • **TIME:** 3:29 • **ATTENDANCE:** 77,112

2015 AFC Championship

In the 17th all-time meeting between quarterbacks Peyton Manning and Tom Brady, the Denver Broncos held off a late rally to defeat the New England Patriots 20-18 at Sports Authority Field at Mile High, earning their NFL record-tying eighth trip to the Super Bowl and seventh appearance under Owner Pat Bowlen.

Gary Kubiak became just the seventh head coach to reach the Super Bowl in his first year with a team, and Manning earned his fourth world championship berth, tying him for the third-most Super Bowl appearances by a quarterback.

On the Broncos' opening possession, Manning directed the offense 83 yards on 11 plays, finding tight end Owen Daniels as he crossed the goal line for a 21-yard touchdown.

Later in the first quarter, the Patriots capitalized on a Broncos fumble at the Denver 22-yard-line, scoring on a one-yard run two plays later. However, kicker Stephen Gostkowski's extra point attempt sailed wide right, allowing Denver to preserve its lead.

After a three-and-out, the Broncos pinned the Patriots deep in their own territory. On second-and-10 from the 13, Brady looked for tight end Rob Gronkowski, but Broncos linebacker Von Miller intercepted the route to give Manning and the offense possession at the New England 12-yard-line.

Manning found Daniels again, this time for a 12-yard touchdown in the corner of the end zone, to stretch the Denver lead to 14-6.

New England added a 46-yard field goal with 7:02 left in the first half and was looking to take the lead when Brady was intercepted again, this time by safety Darian Stewart at the Denver 36-yard-line.

Broncos kicker Brandon McManus converted a 52-yard field goal just before halftime, putting Denver up 17-9 at the break.

The third quarter proved to be a defensive battle between the teams as the only points came off the foot of Gostkowski on a 38-yard field goal. McManus added another field goal at the start of the fourth quarter (31 yards) to give Denver a 20-12 advantage with 10:02 remaining in the game.

In crunch time, the Patriots put together back-to-back drives into the red zone, but the Broncos' defense held up on fourth down both times to maintain its eight-point lead.

With less than two minutes remaining, Brady kept the Patriots alive on fourth-and-10 by hitting Gronkowski for a 40-yard completion to the Broncos' 10-yard line.

On fourth-and-4 from the Denver 4-yard-line, Brady finally connected with Gronkowski in the end zone for a touchdown with 0:12 remaining on the clock, but cornerback Bradley Roby intercepted Brady's two-point conversation attempt to help seal the victory and propel the Broncos to Super Bowl 50.

OFFICIALS:

Referee — Ed Hochuli (85); **Umpire** — Richard Hall (49); **Head Linesman** — Mark Hittner (28); **Line Judge** — Carl Johnson (101); **Side Judge** — Allen Baynes (56); **Field Judge** — Dyrrol Prioletau (109); **Back Judge** — Tony Staterore (112); **Replay** — Bob McGrath.

DENVER BRONCOS

OFFENSE

WR 88 D. Thomas
LT 68 R. Harris
LG 69 E. Mathis
C 61 M. Paradis
RG 65 L. Vasquez
RT 79 M. Schofield
TE 81 O. Daniels
WR 10 E. Sanders
RB 23 R. Hillman
QB 18 P. Manning
TE 85 V. Green

DEFENSE

DE 95 D. Wolfe
NT 92 S. Williams
DE 97 M. Jackson
SLB 58 V. Miller
ILB 94 D. Ware
ILB 54 B. Marshall
ILB 59 D. Trevathan
LCB 21 A. Talib
RCB 25 C. Harris Jr.
SS 43 T. Ward
FS 26 D. Stewart

BRONCOS SUBSTITUTIONS: P 4 B.Colquitt, K 8 B.McManus, WR 11 J.Norwood, WR 12 A.Caldwell, WR 14 C.Latimer, WR 16 B.Fowler, S 20 J.Bush, RB 22 C.Anderson, CB 29 B.Roby, DB 33 S.Keo, CB 36 K.Webster, LS 46 A.Brewer, OLB 48 S.Barrett, ILB 51 T.Davis, ILB 52 C.Nelson, C 53 J.Ferentz, OLB 55 L.McCray, OLB 56 S.Ray, C/G 73 M.Garcia, T 76 T.Polumbus, TE 80 V.Davis, DE 90 A.Smith, DE 96 V.Walker. **DID NOT PLAY:** QB 17 B.Oswieiler. **INACTIVE:** QB 13 T.Siemian, CB 37 L.Doss, CB 39 T.Nixon, RB 40 J.Thompson, C 67 S.Brenner, G 70 R.Myers Jr., NT 98 D.Kilgo.

NEW ENGLAND PATRIOTS

OFFENSE

WR 80 D. Amendola
LT 76 S. Vollmer
LG 67 J. Kline
C 66 B. Stork
RG 69 S. Mason
RT 61 M. Cannon
TE 87 R. Gronkowski
WR 11 J. Edelman
QB 12 T. Brady
RB 28 J. White
TE 85 M. Williams

DEFENSE

LE 50 R. Ninkovich
DT 97 A. Branch
DE 90 M. Brown
RE 95 C. Jones
LB 91 J. Collins
LB 54 D. Hightower
RCB 26 L. Ryan
LCB 21 M. Butler
S 23 P. Chung
S 32 D. McCourty
DB 30 D. Harmon

PATRIOTS SUBSTITUTIONS: K 3 S.Gostkowski, P 6 R.Allen, WR 18 M.Stater. WR 19 B.LaFell, DB 22 J.Coleman, DB 36 B.King, DB 37 J.Richards, RB 38 B.Bolden, RB 39 S.Jackson, DB 43 N.Ebner, LS 49 J.Cardona, OLB 52 D.Watson, LB 53 D.Fleming, LB 55 J.Freemy, C 60 D.Andrews, OL 73 C.Fleming, DL 72 A.Hicks, WR 82 K.Martin, TE 88 S.Chandler, DL 91 J.Sheard, DL 96 S.Sliga. **DID NOT PLAY:** QB 10 J.Garoppolo, DB 34 L.Johnson, LB 45 K.Snyder. **INACTIVE:** WR 14 C.Harper, DB 27 T.Wilson, LB 58 J.Bostic, G 63 T.Jackson, OL 68 L.Waddle, NT 70 I.Kitchen, DL 92 G.Grissom.

		1	2	3	4	OT	TOTAL	FIELD GOALS (made /) missed)	
VISITOR	New England Patriots	6	3	3	6	0	18	S. Gostkowski (46) (38)	
HOME	Denver Broncos	7	10	0	3	0	20	B. McManus (52) (31)	

Team	Qtr	Clock Time	PLAY DESCRIPTION (Extra Point) (Drive Info)	SCORE	
				Visitor	Home
BRONCOS	1	7:32	O. Daniels 21 yd. pass from P. Manning (B. McManus kick) (11-83, 5:30)	0	7
PATRIOTS	1	1:49	S. Jackson 1 yd. run (kick failed, wr) (2-22, 0:34)	6	7
BRONCOS	2	13:46	O. Daniels 12 yd. pass from P. Manning (B. McManus kick) (3-16, 0:49)	6	14
PATRIOTS	2	7:02	S. Gostkowski 46 yd. Field Goal (13-48, 6:44)	9	14
BRONCOS	2	0:33	B. McManus 52 yd. Field Goal (6-23, 1:13)	9	17
PATRIOTS	3	10:26	S. Gostkowski 38 yd. Field Goal (8-47, 2:49)	12	17
BRONCOS	4	10:02	B. McManus 31 yd. Field Goal (10-48, 4:58)	12	20
PATRIOTS	4	0:12	R. Gronkowski 4 yd. pass from T. Brady (pass failed) (8-50, 1:40)	18	20

FINAL INDIVIDUAL STATISTICS

New England Patriots										Denver Broncos																			
RUSHING																													
	ATT	YDS	AVG	LG	TD		ATT	YDS	AVG	LG	TD		ATT	YDS	AVG	LG	TD		ATT	YDS	AVG	LG	TD						
T. Brady	3	13	4.3	11	0	C. Anderson	16	72	4.5	30	0	R. Hillman	11	16	1.5	7	0	P. Manning	3	11	3.7	12	0						
B. Bolden	5	12	2.4	4	0																								
J. White	5	11	2.2	8	0																								
S. Jackson	4	8	2.0	5	1																								
TOTAL	17	44	2.6	11	1	TOTAL	30	99	3.3	30	1																		
PASSING																													
	ATT	CMP	YDS	TKD/YD	TD	LG	IN	Rtg.		ATT	CMP	YDS	TKD/YD	TD	LG	IN	Rtg.		ATT	CMP	YDS	TKD/YD	TD	LG	IN	Rtg.			
T. Brady	56	27	310	4/18	1	40	2	56.4	P. Manning	32	17	176	3/31	2	34	0	90.1												
TOTAL	56	27	310	4/18	1	40	2	56.4	TOTAL	32	17	176	3/31	2	34	0	90.1												
PASS RECEIVING																													
	NO	YDS	AVG	LG	TD		NO	YDS	AVG	LG	TD		NO	YDS	AVG	LG	TD		NO	YDS	AVG	LG	TD						
R. Gronkowski	8	144	18.0	40	1	E. Sanders	5	62	12.4	34	0	C. Anderson	3	18	6.0	8	0	O. Daniels	2	33	16.5	21	0	J. Norwood	2	16	8.0	13	0
J. Edelman	7	53	7.6	19	0	D. Thomas	2	12	6.0	7	0	A. Caldwell	1	15	15.0	15	0	C. Latimer	1	13	13.0	13	0	R. Hillman	1	7	7.0	7	0
J. White	5	45	9.0	15	0																								
D. Amendola	5	39	7.8	10	0																								
B. Bolden	2	29	14.5	20	0																								
TOTAL	27	310	11.5	40	1	TOTAL	17	176	10.4	34	2																		
INTERCEPTIONS																													
	NO	YDS	AVG	LG	TD		NO	YDS	AVG	LG	TD		NO	YDS	AVG	LG	TD		NO	YDS	AVG	LG	TD						
	0	0	0.0	—	0	D. Stewart	1	8	8.0	8	0	V. Miller	1	4	4.0	4	0												
TOTAL	0	0	0.0	—	0	TOTAL	2	12	6.0	8	0																		
PUNTING																													
	NO	YDS	AVG	NET	TB	IN20	LG		NO	YDS	AVG	NET	TB	IN20	LG		NO	YDS	AVG	NET	TB	IN20	LG						
R. Allen	6	281	46.8	43.3	0	1	55	B. Colquitt	9	423	47.0	41.7	0	4	54														
TOTAL	6	281	46.8	43.3	0	1	55	TOTAL	9	423	47.0	41.7	0	4	54														
PUNT RETURNS																													
	NO	YDS	AVG	FC	LG	TD		NO	YDS	AVG	FC	LG	TD		NO	YDS	AVG	FC	LG	TD									
D. Amendola	3	32	10.7	3	28	0	J. Norwood	3	21	7.0	1	16	0	[DOWNED]	1	0	0.0	—	—	—									
J. Edelman	1	16	16.0	0	16	0	[OUT OF BOUNDS]	1	0	0.0	0	—	0																
[DOWNED]	1	0	0.0	0	—	0																							
[OUT OF BOUNDS]	3	0	0.0	0	—	0																							
RETURNS	4	48	12.0	3	28	0	RETURNS	3	21	7.0	1	16	0																
KICKOFF RETURNS																													
	NO	YDS	AVG	FC	LG	TD		NO	YDS	AVG	FC	LG	TD		NO	YDS	AVG	FC	LG	TD									
K. Martin	1	19	19.0	0	19	0	S. Keo	1	3	3.0	0	3	0	[TOUCHBACK]	4	0	0.0	0	—	0									
[TOUCHBACK]	4	0	0.0	0	—	0	RETURNS	1	3	3.0	0	3	0																
RETURNS	4	19	19.0	0	19	0																							
New England Patriots																													
	Own	Opp.	Out	Denver Broncos																									
FUMBLES	Fum	Lost	Rec.	Yds	TD	FF	Rec.	Yds	TD	Bnds	Fum	Lost	Rec.	Yds	TD	FF	Rec.	Yds	TD	Bnds									
J. White	1	0	1	0	0	0	0	0	0	0	P. Manning	1	1	0	-6	0	1	0	0	0	0								
J. Freeny	0	0	0	0	0	1	0	0	0	0	B. Marshall	0	0	0	0	0	1	0	0	0	0								
TOTAL	1	0	1	0	0	1	0	0	0	0	TOTAL	1	1	0	-6	0	1	0	0	0	0								

FINAL TEAM STATISTICS

	PATRIOTS	BRONCOS	PATRIOTS	BRONCOS
TOTAL FIRST DOWNS	20	12	FGs - PATs Had Blocked	0-0
By Rushing	3	2	Net Punting Average	43.3
By Passing	13	9	TOTAL RETURN YARDAGE (Not Including Kicks)	48
By Penalty	4	1	No. and Yards Punt Returns	4-48
THIRD DOWN EFFICIENCY	2-15-13%	6-17-35%	No. and Yards Kickoff Returns	1-19
FOURTH DOWN EFFICIENCY	2-4-50%	0-0-0%	No. and Yards Interception Returns	0-0
TOTAL NET YARDS	336	244	PENALTIES Number and Yards	7-53
Total Offensive Plays (inc. times thrown passing)	77	65	FUMBLES Number and Lost	1-0
Average gain per offensive play	4.4	3.8	TOUCHDOWNS	2
NET YARDS RUSHING	44	99	Rushing	1
Total Rushing Plays	17	30	Passing	1
Average gain per rushing play	2.6	3.3	EXTRA POINTS Made-Attempts	0-2
Tackles for a loss-number and yards	1-1	5-8	Kicking Made-Attempts	0-1
NET YARDS PASSING	292	145	Passing Made-Attempts	0-1
Times thrown - yards lost attempting to pass	4-18	3-31	FIELD GOALS Made-Attempts	2-2
Gross yards passing	310	176	RED ZONE EFFICIENCY	2-4-50%
PASS ATTEMPTS-COMPLETIONS-HAD INTERCEPTED	56-27-2	32-17-0	GOAL TO GO EFFICIENCY	2-2-100%
Avg gain per pass play (inc.# thrown passing)	4.9	4.1	SAFETIES	0
KICKOFFS Number-In End Zone-Touchbacks	5-4-4	5-4-4	FINAL SCORE	18
PUNTS Number and Average	6-46.8	9-47.0	TIME OF POSSESSION	30:12
Had Blocked	0	0		29:48

BRONCOS DEFENSIVE STATISTICS

<i>(Press Box Totals)</i>																	
PLAYER	UT	A	TT	S-YDS	I-YDS	PD	FF	FR	PLAYER	UT	A	TT	S-YDS	I-YDS	PD	FF	FR
D. Wolfe	6	0	6	1-2	0-0	1	0	0	D. Stewart	1	2	3	0-0	1-8	1	0	0
C. Harris Jr.	4	2	6	0-0	0-0	1	0	0	M. Jackson	2	0	2	0-0	0-0	0	0	0
T. Ward	1	5	6	0-0	0-0	0	0	0	K. Webster	2	0	2	0-0	0-0	1	0	0
V. Miller	4	1	5	2.5-13	1-4	1	0	0	D. Ware	0	2	2	0.5-3	0-0	0	0	0
A. Talib	4	1	5	0-0	0-0	2	0	0	V. Walker	1	0	1	0-0	0-0	0	0	0
B. Marshall	4	1	5	0-0	0-0	1	1	0	S. Barrett	0	1	1	0-0	0-0	0	0	0
D. Trevathan	4	1	5	0-0	0-0	1	0	0	A. Smith	0	1	1	0-0	0-0	0	0	0
J. Bush	0	5	5	0-0	0-0	1	0	0	TEAM TOTALS	36	22	58	4-18	2-12	10	1	0
S. Keo	3	0	3	0-0	0-0	0	0	0									



Denver 23, Pittsburgh 18

Sunday, Jan. 17, 2016 • 2:40 p.m. MST • Sports Authority Field at Mile High • Denver

WEATHER: Sunny, Gusts to 16 mph, 43°, Wind NW 9 mph • **TIME:** 3:09 • **ATTENDANCE:** 76,956

2015 AFC Divisional Playoff Game

In front of a boisterous sellout crowd at Sports Authority Field at Mile High, the No. 1 seeded Denver Broncos clinched their 10th AFC Championship berth—and second in three years—with a 23-16 thriller over the No. 6 seeded Pittsburgh Steelers.

With the win, Gary Kubiak became just the third Broncos head coach to win his postseason debut with the franchise, and owner Pat Bowlen earned his ninth trip to a conference title game, tying him for the fourth-most appearances by a pro football owner.

Kicker Brandon McManus' team-record five field goals and a fourth-quarter defensive takeaway to set up a go-ahead touchdown drive propelled Denver to its 13th overall win of the season.

Denver's offense stalled in the first half, in part due to strong winds across the field and several dropped passes. The Broncos instead relied on the foot of McManus, who connected on field goals from 28, 41 and 51 yards, respectively.

The Steelers, however, used a string of explosive offensive plays to set up a 1-yard touchdown run by running back Fitzgerald Toussaint. They later added a field goal of their own to hold a 10-6 advantage with 10:19 remaining in the second.

McManus' third field goal, a 51-yarder that came in the waning seconds before halftime narrowed the score to 10-9 at the break.

Both McManus and Steelers kicker Chris Boswell each added another field goal in the third, making it a one-point game, 13-12, going into the final quarter.

As Pittsburgh was driving into Broncos territory looking to extend its lead with 10 minutes to play, Denver cornerback Bradley Roby punched the ball out of Toussaint's arms, and linebacker DeMarcus Ware recovered the loose ball at the Denver 35-yard-line. The game's lone turnover would prove to be significant.

The Broncos used the much-needed momentum swing to their advantage, methodically driving downfield with the running back duo of C.J. Anderson and Ronnie Hillman, as well as a big pass up the middle from quarterback Peyton Manning to receiver Bennie Fowler for a 31-yard gain.

Anderson's 1-yard touchdown plunge gave Denver back its lead, and Manning connected with receiver Demaryius Thomas on the two-point conversation to make it a 20-13 game with 3:04 to play.

Denver's defense forced a Pittsburgh turnover on downs when Ware sacked Steelers quarterback Ben Roethlisberger on fourth down. McManus proceeded to connect on his fifth field goal—a 45-yarder—to give Denver a 23-13 lead with 54 seconds left.

Although the Steelers hit a 47-yard field goal with :19 remaining, their inside kick attempt was recovered by Anderson to seal Denver's trip to the conference title game.

OFFICIALS:

Referee — Terry McAulay (77); **Umpire** — Bryan Neale (92); **Head Linesman** — Wayne Mackie (106); **Line Judge** — Tim Podraza (47); **Side Judge** — Scott Edwards (3); **Field Judge** — Rick Patterson (15); **Back Judge** — Dino Paganelli (105); **Replay** — Earnie Franz.

DENVER BRONCOS

OFFENSE		DEFENSE	
WR 88	D. Thomas	DE 95	D. Wolfe
LT 68	R. Harris	NT 92	S. Williams
LG 69	E. Mathis	DE 97	M. Jackson
C 61	M. Paradis	SLB 58	V. Miller
RG 65	L. Vasquez	WLB 94	D. Ware
RT 79	M. Schofield	ILB 54	B. Marshall
TE 81	O. Daniels	ILB 59	D. Trevathan
WR 10	E. Sanders	LCB 21	A. Talib
RB 23	R. Hillman	RCB 25	C. Harris Jr.
QB 18	P. Manning	SS 43	T. Ward
WR 11	J. Norwood	FS 26	D. Stewart

BRONCOS SUBSTITUTIONS: P 4 B.Colquitt, K 8 B.McManus, WR 12 A.Caldwell, WR 14 C.Latimer, WR 16 B.Fowler, S 20 J.Bush, RB 22 C.Anderson, CB 29 B.Roby, S 31 O.Bolden, CB 36 K.Webster, LS 46 A.Brewer, OLB 48 S.Barrett, ILB 51 T.Davis, ILB 52 C.Nelson, OLB 55 L.McCray, OLB 56 S.Ray, C/G 73 M.Garcia, T 76 T.Polumbus, TE 80 V.Davis, TE 85 V.Green, DE 90 A.Smith, DE 96 V.Walker. **DID NOT PLAY:** QB 17 B.Oswieiler, C 53 J.Ferentz. **INACTIVE:** QB 13 T.Siemian, DB 33 S.Keo, CB 37 L.Doss, RB 40 J.Thompson, C 67 S.Brenner, G 70 R.Myers, NT 98 D.Kilgo.

PITTSBURGH STEELERS

OFFENSE		DEFENSE	
WR 10	M. Bryant	LDE 97	C. Heyward
LT 78	A. Villanueva	RCB 25	B. Boykin
LG 73	R. Foster	RDE 91	S. Tuitt
C 72	C. Wallace	LOLB 48	B. Dupree
RG 66	D. DeCastro	LILB 50	R. Shazier
RT 77	M. Gilbert	RILB 94	L. Timmons
TE 83	H. Miller	ROLB 95	J. Jones
TE 89	M. Spaeth	LCB 22	W. Gay
RB 33	F. Toussaint	FS 23	M. Mitchell
QB 7	B. Roethlisberger	SS 20	W. Allen
WR 11	M. Wheaton	RCB 41	A. Blake

STEELERS SUBSTITUTIONS: P 4 J.Berry, K 9 C.Boswell, WR 14 S.Coates, S 21 R.Golden, S 29 S.Thomas, RB 30 J.Todman, CB 31 R.Cockrell, S 35 R.Ventrone, LB 51 S.Spence, LB 54 L.Fort, LB 55 A.Moats, LB 56 A.Chickillo, LB 57 T.Garvin, LS 60 G.Warren, DT 62 D.McCullers, C/G 64 D.Legursky, C/G 74 C.Hubbard, TE 81 J.James, WR 88 D.Heyward-Bey, DT 90 S.McLendon, LB 92 J.Harrison, DE 93 C.Thomas, LB 98 V.Williams. **DID NOT PLAY:** QB 3 L.Jones. **INACTIVE:** QB 2 M.Vick, CB 24 D.Grant, RB 34 D.Williams, FB 46 W.Johnson, OT 79 W.Stingily, WR 84 A.Brown, DE 96 L.Walton.

		1	2	3	4	OT	TOTAL	FIELD GOALS (made () missed)			
VISITOR	Pittsburgh Steelers	7	3	3	3	0	16	C. Boswell	(43)	(28)	(47)
HOME	Denver Broncos	6	3	3	11	0	23	B. McManus	(28)	(41)	(51)

Team	Qtr	Clock Time	PLAY DESCRIPTION (Extra Point) (Drive Info)	SCORE	
				Visitor	Home
BRONCOS	1	11:21	B. McManus 28 yd. Field Goal (5-20, 1:57)	0	3
BRONCOS	1	3:40	B. McManus 41 yd. Field Goal (4-8, 1:26)	0	6
STEELERS	1	1:22	F. Toussaint 1 yd. run (C. Boswell kick) (5-80, 2:18)	7	6
STEELERS	2	10:19	C. Boswell 43 yd. Field Goal (7-60, 3:53)	10	6
BRONCOS	2	0:00	B. McManus 51 yd. Field Goal (11-62, 3:14)	10	9
STEELERS	3	9:32	C. Boswell 28 yd. Field Goal (8-69, 2:19)	13	9
BRONCOS	3	2:45	B. McManus 41 yd. Field Goal (7-30, 3:08)	13	12
BRONCOS	4	3:00	C. Anderson 1 yd. run (P. Manning-D. Thomas pass) (13-65, 6:52)	13	20
BRONCOS	4	0:53	B. McManus 45 yd. Field Goal (4-3, 0:56)	13	23
STEELERS	4	0:19	C. Boswell 47 yd. Field Goal (4-51, 0:34)	16	23



Indianapolis 24, Denver 13

Sunday, Jan. 11, 2015 • 2:40 p.m. MST • Sports Authority Field at Mile High • Denver

WEATHER: Cloudy, 40°, Wind N 7 mph • **TIME:** 3:08 • **ATTENDANCE:** 76,867

2014 AFC Divisional Playoff Game

The Denver Broncos' 2014 campaign ended with a 24-13 loss to the Indianapolis Colts in an AFC Divisional Playoff Game in front of 76,867 fans at Sports Authority Field at Mile High in Denver.

The Broncos jumped out to an early 7-0 lead when quarterback Peyton Manning hit wide receiver Demaryius Thomas on a one-yard touchdown pass. The score was set up by a 32-yard completion from Manning to tight end Julius Thomas, who was pushed out of bounds at the one-yard line.

The Colts tied the game 7-7 when running back Daniel Herron took a third-and-1 carry from the 6-yard line into the end zone.

On the ensuing possession, Denver drove to midfield before Indianapolis linebacker Jonathan Newsome sacked Manning, who fumbled as he was attempting to pass. Linebacker Jerrell Freeman recovered, and Indianapolis took over at the Denver 41-yard line.

From there, Colts quarterback Andrew Luck completed three consecutive passes, including a 22-yard pass to wide receiver Donte Moncrief to move the Colts inside the red zone. After a defensive holding penalty on third down gave Indianapolis a new set of downs at the Denver 3-yard line, Luck found tight end Dwayne Allen for a three-yard touchdown toss to claim a 14-7 advantage.

Late in the first half, rookie cornerback Bradley Roy intercepted Luck's pass to give Denver the ball at its own 49-yard line. Manning and wide receiver Emmanuel Sanders connected on a 17-yard pass to help set up a 45-yard field goal from kicker Connor Barth, who cut Indianapolis' lead to 14-10 before the half.

After Denver opened the second half with a three-and-out, the Colts conducted an 11-play, 72-yard drive that ended when Luck threw a 15-yard touchdown pass to wide receiver Hakeem Nicks to give Indianapolis a 21-10 lead.

Broncos safety Rahim Moore posted Denver's second interception of the day late in the third quarter, allowing Denver to pull within eight points after a 14-play, 53-yard scoring drive capped by a Barth field goal.

Indianapolis answered with a 30-yard field goal off the foot of kicker Adam Vinatieri with 4:06 remaining to extend its lead to multiple possessions once again.

Denver's chances to cut into Indianapolis' lead dwindled after a completion from Manning to Anderson on fourth-and-8 with three minutes remaining went for only seven yards. The Broncos challenged the spot of the ball, but the ruling was upheld.

Indianapolis took a minute off the clock and forced Denver to take its remaining two timeouts to effectively seal the game.

OFFICIALS:

Referee — Bill Leavy (127); **Umpire** — Ruben Fowler (71); **Head Linesman** — Jim Mello (48); **Line Judge** — Julian Mapp (10); **Side Judge** — James Coleman (95); **Field Judge** — Steve Zimmer (33); **Back Judge** — Steve Freeman (133); **Replay** — Larry Memmers.

DENVER BRONCOS

OFFENSE

WR 88 D. Thomas
TE 75 C. Clark
LT 78 R. Clady
LG 74 O. Franklin
C 64 W. Montgomery
RG 66 M. Ramirez
RT 65 L. Vasquez
TE 85 V. Green
WR 10 E. Sanders
QB 18 P. Manning
RB 22 C. Anderson

DEFENSE

LDE 95 D. Wolfe
DT 97 M. Jackson
NT 98 T. Knighton
RDE 94 D. Ware
SLB 58 V. Miller
MLB 53 S. Johnson
WLB 54 B. Marshall
LCB 21 A. Talib
RCB 25 C. Harris Jr.
SS 43 T. Ward
FS 26 R. Moore

BRONCOS SUBSTITUTIONS: K 1 C.Barth, P 4 B.Colquitt, K 8 B.McManus, WR 12 A.Caldwell, S 20 J.Bush, RB 23 R.Hillman, RB 27 J.Stewart, CB 29 B.Roby, S 30 D.Brunton, CB 31 O.Bolden, CB 36 K.Webster, LS 46 A.Brewer, LB 51 T.Davis, LB 52 C.Nelson, LB 55 L.McCray, LB 57 L.Barrrow, G 63 B.Garland, DT 76 M.Austin, TE 80 J.Thomas, WR 83 W.Welker, TE 84 J.Tamme, DT 92 S.Williams. **DID NOT PLAY:** QB 17 B.Osweiler, LB 50 S.Barrett, **INACTIVE:** WR 14 C.Latimer, CB 32 T.Carter, RB 40 J.Thompson, T 71 P.Cornick, T 79 M.Schofield, TE 86 D.Jones, DT 96 M.Unrein.

INDIANAPOLIS COLTS

OFFENSE

WR 87 R. Wayne
LT 74 A. Castonzo
LG 75 J. Mewhort
C 62 K. Holmes
RG 60 L. Louis
RT 76 J. Reitz
WR 10 D. Moncrief
WR 13 T. Hilton
QB 12 A. Luck
TE 80 C. Fleener
RB 36 D. Herron

DEFENSE

DE 90 C. Redding
NT 96 J. Chapman
DT 97 A. Jones
SLB 93 E. Walden
MIKE 52 D. Jackson
WILL 50 J. Freeman
RUSH 92 B. Werner
LCB 28 G. Toler
SS 29 M. Adams
FS 30 L. Landry
RCB 21 V. Davis

COLTS SUBSTITUTIONS: P 1 P.McAfee, K 4 A.Vinatieri, WR 14 H.Nicks, RS 16 J.Cribbs, CB 20 D.Butler, RB 23 M.Hill, CB 27 J.Gordy, S 31 D.McDonald, S 32 C.Anderson, RB 37 Z.Tipton, S 38 S.Brown, LS 45 M.Overton, ILB 54 A.Jackson, OLB 55 S.Phillips, ILB 57 J.McNary, OLB 58 A.Studebaker, C 63 A.Shipley, G 65 D.Arkin, TE 83 D.Allen, TE 84 J.Doyle, OLB 91 J.Newsome, DT 95 M.Hughes, DT 99 R.Jean Francois. **DID NOT PLAY:** QB 8 M.Hasselbeck. **INACTIVE:** CB 25 J.Brown, RB 34 T.Richardson, CB 40 S.Price, ILB 51 H.Muamba, T 71 X.Nixon, C 72 J.Harrison, NT 94 Z.Kerr.

		1	2	3	4	OT	TOTAL	FIELD GOALS (made () & missed)	
VISITOR	Indianapolis Colts	0	14	7	3	0	24	A. Vinatieri	44WR (30)
HOME	Denver Broncos	7	3	0	3	0	13	C. Barth	(45) (41)

Team	Qtr	Clock Time	PLAY DESCRIPTION (Extra Point) (Drive Info)	SCORE	
				Visitor	Home
BRONCOS	1	10:00	D. Thomas 1 yd. pass from P. Manning (C. Barth kick) (7-68, 3:37)	0	7
COLTS	2	14:14	D. Herron 6 yd. run (A. Vinatieri kick) (9-73, 5:05)	7	7
COLTS	2	7:23	D. Allen 3 yd. pass from A. Luck (A. Vinatieri kick) (8-41, 3:41)	14	7
BRONCOS	2	0:02	C. Barth 45 yd. Field Goal (7-25, 1:26)	14	10
COLTS	3	8:21	H. Nicks 15 yd. pass from A. Luck (A. Vinatieri kick) (11-72, 5:16)	21	10
BRONCOS	4	13:50	C. Barth 41 yd. Field Goal (14-53, 6:23)	21	13
COLTS	4	4:06	A. Vinatieri 30 yd. Field Goal (13-54, 8:14)	24	13

FINAL INDIVIDUAL STATISTICS

Indianapolis Colts										Denver Broncos									
RUSHING	HERRON	ATT	YDS	AVG	LG	TD				RUSHING	ATT	YDS	AVG	LG	TD				
	D. Herron	23	63	2.7	8	1				C. Anderson	18	80	4.4	22	0				
	A. Luck	2	21	10.5	20	0				R. Hillman	2	8	4.0	10	0				
	Z. Tipton	2	14	7.0	9	0													
	T. Hilton	1	1	1.0	1	0													
TOTAL		28	99	3.5	20	1				TOTAL	20	88	4.4	22	0				
PASSING	ATT	CMP	YDS	TKD/ YD	TD	LG	IN	Rtg.		PASSING	ATT	CMP	YDS	TKD/ YD	TD	LG	IN	Rtg.	
	A. Luck	43	27	265	0/0	2	32	2	76.2		P. Manning	46	26	211	2/11	1	32	0	75.5
TOTAL	43	27	265	0/0	2	32	2	76.2		TOTAL	46	26	211	2/11	1	32	0	75.5	
PASS RECEIVING	NO	YDS	AVG	LG	TD					PASS RECEIVING	NO	YDS	AVG	LG	TD				
	D. Herron	8	32	4.0	10	0					E. Sanders	7	46	6.6	17	0			
	T. Hilton	4	72	18.0	23	0					J. Thomas	6	53	8.8	32	0			
	D. Allen	4	30	7.5	18	1					C. Anderson	6	29	4.8	15	0			
	C. Fleener	3	49	16.3	32	0					D. Thomas	5	59	11.8	24	1			
	J. Doyle	3	14	4.7	8	0					W. Welker	1	20	20.0	20	0			
	D. Moncrief	2	32	16.0	22	0					V. Green	1	4	4.0	4	0			
	H. Nicks	2	24	12.0	15	1													
	Z. Tipton	1	12	12.0	12	0													
TOTAL	18	217	12.1	49	2					TOTAL	2	211	8.1	32	1				
INTERCEPTIONS	NO	YDS	AVG	LG	TD					INTERCEPTIONS	NO	YDS	AVG	LG	TD				
											B. Roby	1	2	2.0	2	0			
											R. Moore	1	0	0.0	0	0			
TOTAL	0	0	0.0	—	0					TOTAL	2	2	2.0	2	0				
PUNTING	NO	YDS	AVG	NET	TB	IN20	LG			PUNTING	NO	YDS	AVG	NET	TB	IN20	LG		
	P. McAfee	4	169	42.3	37.5	1	1	46			B. Colquitt	6	244	40.7	39.5	0	1	48	
TOTAL	4	169	42.3	37.5	1	1	46			TOTAL	6	244	40.7	39.5	0	1	48		
PUNT RETURNS	NO	YDS	AVG	FC	LG	TD				PUNT RETURNS	NO	YDS	AVG	FC	LG	TD			
	J. Cribbs	3	7	2.3	0	9	0				W. Welker	1	-1	-1.0	0	-1	0		
[DOWNED]		1	0	0.0	0	0	0				[DOWNED]	1	0	0.0	0	0	0		
[OUT OF BOUNDS]		2	0	0.0	0	0	0				[OUT OF BOUNDS]	1	0	0.0	0	0	0		
RETURNS	3	7	2.3	0	9	0				RETURNS	1	-1	-1.0	0	0	0			
KICKOFF RETURNS	NO	YDS	AVG	FC	LG	TD				KICKOFF RETURNS	NO	YDS	AVG	FC	LG	TD			
	J. Cribbs	1	32	32.0	0	32	0				[TOUCHBACK]	5	0	0.0	0	0	0		
	Z. Tipton	1	0	0.0	0	0	0												
[TOUCHBACK]		2	0	0.0	0	0	0												
RETURNS	2	32	16.0	0	32	0				RETURNS	0	0	0.0	0	0	0			
Indianapolis Colts	Fumbles	Own	Opp.	Out						Denver Broncos	Fumbles	Own	Opp.	Out					
	F. Newsome	0	0	0	1	0	0	0	0		P. Manning	1	1	0	0	0	0	0	0
	J. Freeman	0	0	0	0	1	0	0	0										
TOTAL	0	0	0	1	1	0	0	0	0	TOTAL	1	1	0	0	0	0	0	0	

FINAL TEAM STATISTICS

	COLTS	BRONCOS		COLTS	BRONCOS
TOTAL FIRST DOWNS	23	19	FGs - PATs Had Blocked	0-0	0-0
By Rushing	6	6	Net Punting Average	37.5	39.5
By Passing	15	10	TOTAL RETURN YARDAGE (Not Including Kickoffs)	7	1
By Penalty	2	3	No. and Yards Punt Returns	3-7	1-1
THIRD DOWN EFFICIENCY	5-13-38%	4-16-25%	No. and Yards Kickoff Returns	2-32	0-0
FOURTH DOWN EFFICIENCY	0-0-0%	1-2-50%	No. and Yards Interception Returns	0-0	2-2
TOTAL NET YARDS	364	288	PENALTIES Number and Yards	10-67	2-8
Total Offensive Plays (inc. times thrown passing)	71	68	FUMBLES Number and Lost	0-0	1-1
Average gain per offensive play	5.1	4.2	TOUCHDOWNS	3	1
NET YARDS RUSHING	99	88	Rushing	1	0
Total Rushing Plays	28	20	Passing	3	3
Average gain per rushing play	3.5	4.4	EXTRA POINTS Made-Attempts	3-3	1-1
Tackles for a loss-number and yards	2-6	2-4	Kicking Made-Attempts	3-3	0-1
NET YARDS PASSING	265	200	FIELD GOALS Made-Attempts	1-2	2-2
Times thrown - yards lost attempting to pass	0-0	2-11	RED ZONE EFFICIENCY	3-4-75%	1-1-100%
Gross yards passing	265	211	GOAL TO GO EFFICIENCY	2-2-100%	1-1-100%
PASS ATTEMPTS-COMPLETIONS-HAD INTERCEPTED	43-27-2	46-26-0	SAFETIES	0	0
Avg gain per pass play (inc.# thrown passing)	6.2	4.2	FINAL SCORE	24	13
KICKOFFS Number-In End Zone-Touchbacks	5-5-5	4-3-2	TIME OF POSSESSION	34:01	25:59
PUNTS Number and Average	4-42.3	6-40.7			
Had Blocked	0	0			

BRONCOS DEFENSIVE STATISTICS

(based on coaches' film review)

PLAYER	UT	A	TT	S-YDS	I-YDS	PD	FF	FR	PLAYER	UT	A	TT	S-YDS	I-YDS	PD	FF	FR
V. Miller	5	1	6	0-0	0-0	0	0	0	D. Wolfe	2	1	3	0-0	0-0	0	0	0
S. Johnson	5	1	6	0-0	0-0	0	0	0	M. Austin Jr.	2	1	3	0-0	0-0	0	0	0
B. Marshall	4	2	6	0-0	0-0	0	0	0	T. Knighton	1	2	3	0-0	0-0	0	0	0
T. Davis	3	3	6	0-0	0-0	0	0	0	T. Ward	2	0	2	0-0	0-0	2	0	0
A. Talib	4	0	4	0-0	0-0	1	0	0	B. Roby	2	0	2	0-0	1-2	1	0	0
D. Ware	3	1	4	0-0	0-0	0	0	0	R. Moore	2	0	2	0-0	1-0	1	0	0
M. Jackson	1	3	4	0-0	0-0	0	0	0	L. McCray	1	1	2	0-0	0-0	0	0	0
C. Harris Jr.	3	0	3	0-0	0-0	1	0	0	S. Williams	1	0	1	0-0	0-0	0	0	0
D. Bruton	3	0	3	0-0	0-0	0	0	0	TEAM TOTALS	44	16	60	0-0	2-2	6	0	0



Seattle 43, Denver 8

Sunday, Feb. 2, 2014 • 6:32 p.m. EST • MetLife Stadium • East Rutherford, N.J.

WEATHER: Partly Cloudy, 49°. Wind WNW 4 mph • TIME: 3:23 • ATTENDANCE: 82,529

Super Bowl XLVIII



The Seattle Seahawks won their first World Championship with a 43-8 victory over the Denver Broncos in Super Bowl XLVIII in front of 82,529 fans at MetLife Stadium in East Rutherford, N.J.

Seattle produced one of the strongest all-around team performances in Super Bowl history, recording a touchdown in each phase of the game (offense, defense and special teams).

The Broncos started with the ball but a miscommunication on the first play of the game resulted in a botched snap and a safety for the Seahawks just 12 seconds into the contest.

Seattle fed off the early momentum and scored on each of its first three offensive possessions to jump out to a 15-0 lead early in the second quarter.

Defense also was key for the Seahawks in the first two frames as Seattle forced three turnovers, one punt and a turnover on downs on the Broncos' first five offensive series.

Seattle's first half dominance was capped by linebacker and Super Bowl MVP Malcolm Smith (9 TKLS., 1 INT, 1 PD, 1 FR), who intercepted quarterback Peyton Manning and returned the ball 69 yards for a touchdown to give the Seahawks a 22-0 lead entering halftime.

Any chance of a Denver comeback was quelled when Seattle wide receiver Percy Harvin took the opening second half kickoff 87 yards for a touchdown and an insurmountable 29-0 lead.

Denver and Seattle traded punts on the next two series before Seahawks cornerback Byron Maxwell forced Seattle's fourth turnover of the game—a fumble by wide receiver Demaryius Thomas.

Six plays later, quarterback Russell Wilson (18-of-25 passing for 206 yds., 2 TD, 0 INT) completed a 23-yard touchdown pass to wide receiver Jermaine Kearse to extend Seattle's advantage to 36-0.

The Broncos would record their first scoring drive of the game in the fourth quarter as Manning (34-of-49 passing for 280 yds., 1 TD, 2 INTs) completed 6-of-6 passes for 70 yards and a 14-yard touchdown pass to Thomas (13 rec. for 118 yds., 1 TD).

Manning's 34 pass completions and Thomas' 13 receptions each set Super Bowl records.

Wilson threw his second touchdown of the game in the fourth quarter and Seattle's defense would hold the Broncos scoreless the rest of the way to preserve their 43-8 victory.

OFFICIALS

Referee — Terry McAulay (77); **Umpire** — Carl Paganelli (124); **Head Linesman** — Jim Mello (48); **Line Judge** — Thomas Symonette (100); **Side Judge** — David Wyant (16); **Field Judge** — Scott Stenson (88); **Back Judge** — Steve Freeman (133); **Replay** — Earnie Frantz.

DENVER BRONCOS

OFFENSE		DEFENSE	
WR 88	D. Thomas	LDE 97	M. Jackson
LT 75	C. Clark	DT 92	S. Williams
LG 68	Z. Beadles	NT 94	T. Knighton
C 66	M. Ramirez	RDE 90	S. Phillips
RG 65	L. Vasquez	SLB 56	N. Irving
RT 74	O. Franklin	MLB 51	P. Lenon
TE 80	J. Thomas	WLB 59	D. Trevathan
WR 87	E. Decker	LCB 24	C. Bailey
WR 83	W. Welker	RCB 45	D. Rodgers-Cromartie
QB 18	P. Manning	SS 33	D. Ihenacho
RB 27	K. Moreno	FS 20	M. Adams

BRONCOS SUBSTITUTIONS: P 4 B.Colquitt, K 5 M.Prater, WR 11 T.Holliday, WR 12 A.Caldwell, RB 22 C.Anderson, RB 28 M.Ball, S 30 D.Bruton, S 31 O.Bolden, CB 32 T.Carter, CB 34 M.Cole, CB 36 K.Webster, LS 46 A.Brewer, LB 52 W.Woodyard, LB 53 S.Johnson, LB 54 B.Marshall, DE 57 J.Mincey, C 60 S.Vallos, TE 84 J.Tamme, TE 85 V.Green, DE 91 R.Ayers, DT 96 M.Unrein. **DI** **NOT PLAY:** QB 17 B.Oswieiler, S 29 M.Huff, T 77 W.Justice. **INACTIVE:** QB 2 Z.Dyserf, RB 21 R.Hillman, CB 23 Q.Jammer, T 70 V.Painter, G 73 C.Kuper, TE 81 J.Dreessen, DT 98 S.Fua.

SEATTLE SEAHAWKS

OFFENSE		DEFENSE	
WR 89	D. Baldwin	LDE 56	C. Avril
LT 76	R. Okung	LDT 72	M. Bennett
LG 77	J. Carpenter	RDT 69	C. McDonald
C 60	M. Unger	RDE 91	C. Clemons
RG 64	J. Sweezy	OLB 50	K. Wright
RT 68	B. Giacomini	MLB 54	B. Wagner
T 78	A. Bailey	CB 28	W. Thurmond
TE 86	Z. Miller	LCB 25	R. Sherman
WR 81	G. Tate	RCB 41	B. Maxwell
QB 3	R. Wilson	SS 31	K. Chancellor
RB 24	M. Lynch	FS 29	E. Thomas

SEAHAWKS SUBSTITUTIONS: K 4 S.Hauschka, QB 7 T.Jackson, P 9 J.Ryan, WR 11 P.Harvin, WR 15 J.Kearse, CB 20 J.Lane, RB 22 R.Turbin, FB 26 M.Robinson, CB 35 D.Shead, FB 40 D.Coleman, FS 42 C.Maragos, LS 49 C.Gresham, LB 51 B.Irvin, LB 53 M.Smith, LB 55 H.Farwell, LB 57 M.Morgan, C 61 L.Jeanpierre, G 67 P.McQuistan, DE 79 R.Bryant, TE 82 L.Wilson, WR 83 R.Lockette, DT 92 B.Mebane, DE 93 O.Schofield, DT 99 T.McDaniel. **INACTIVE:** WR 19 B.Walters, RB 33 C.Michael, T 73 M.Bowie, T 74 C.Hauptmann, TE 87 K.Davis, DE 95 B.Mayowa, DT 97 J.Hill.

		1	2	3	4	OT	TOTAL	FIELD GOALS (made () & missed)
VISITOR	Seattle Seahawks	8	14	14	7	0	43	S. Hauschka (31) (33)
HOME	Denver Broncos	0	0	8	0	0	8	

Team	Qtr	Clock Time	PLAY DESCRIPTION (Extra Point) (Drive Info)	SCORE	
				Visitor	Home
SEAHAWKS	1	14:48	K. Moreno tackled in end zone by C. Avril for a Safety	2	0
SEAHAWKS	1	10:21	S. Hauschka 31 yd. Field Goal (9-51, 4:27)	5	0
SEAHAWKS	1	2:16	S. Hauschka 33 yd. Field Goal (13-58, 6:15)	8	0
SEAHAWKS	2	12:00	M. Lynch 1 yd. run (S. Hauschka kick) (7-37, 3:59)	15	0
SEAHAWKS	2	3:21	M. Smith 69 yd. interception return (S. Hauschka kick)	22	0
SEAHAWKS	3	14:48	P. Harvin 87 yd. kickoff return (S. Hauschka kick) (0-0, 0:12)	29	0
SEAHAWKS	3	2:58	J. Kearse 23 yd. pass from R. Wilson (S. Hauschka kick) (6-58, 2:57)	36	0
BRONCOS	3	0:00	D. Thomas 14 yd. pass from P. Manning (P. Manning-W. Welker pass) (6-80, 2:58)	36	8
SEAHAWKS	4	11:45	D. Baldwin 10 yd. pass from R. Wilson (S. Hauschka kick) (5-48, 3:15)	43	8

FINAL INDIVIDUAL STATISTICS

Seattle Seahawks										Denver Broncos																																																																																											
RUSHING	ATT	YDS	AVG	LG	TD	RUSHING	ATT	YDS	AVG	LG	TD	RUSHING	ATT	YDS	AVG	LG	TD	RUSHING	ATT	YDS	AVG	LG	TD																																																																														
P. Harvin	2	45	22.5	30	0	K. Moreno	5	17	3.4	9	0	M. Lynch	15	39	2.6	18	1	C. Anderson	2	9	4.5	6	0	R. Wilson	3	26	8.7	16	0	M. Ball	6	1	0.2	3	0	R. Turbin	9	25	2.8	6	0	P. Manning	1	0	0.0	0	0	TOTAL	29	135	4.7	30	1	TOTAL	14	27	1.9	9	0																																										
PASSING	ATT	CMP	YDS	TKD/	YD	TD	LG	IN	Rtg.	PASSING	ATT	CMP	YDS	TKD/	YD	TD	LG	IN	Rtg.	PASSING	ATT	CMP	YDS	TKD/	YD	TD	LG	IN	Rtg.																																																																								
R. Wilson	25	18	206	0/0	2	37	0	123.1	P. Manning	49	34	280	1/1	1	23	2	73.5	T. Jackson	1	0	0/0	0	0	0	39.6	TOTAL	26	18	206	0/0	2	37	0	118.4	TOTAL	49	34	280	1/1	1	23	2	73.5																																																										
PASS RECEIVING	NO	YDS	AVG	LG	TD	PASS RECEIVING	NO	YDS	AVG	LG	TD	PASS RECEIVING	NO	YDS	AVG	LG	TD	PASS RECEIVING	NO	YDS	AVG	LG	TD	PASS RECEIVING	NO	YDS	AVG	LG	TD																																																																								
D. Baldwin	5	66	13.2	37	1	D. Thomas	13	118	9.1	23	1	J. Kearse	4	65	16.3	24	1	W. Welker	8	84	10.5	22	0	G. Tate	3	17	5.7	9	0	J. Thomas	4	27	6.8	11	0	K. Moreno	3	20	6.7	7	0	R. Lockette	1	19	19.0	19	0	J. Tamme	2	9	4.5	11	0	Z. Miller	1	10	10.0	10	0	M. Ball	2	2	1.0	1	0	M. Robinson	1	7	7.0	7	0	C. Anderson	1	14	14.0	14	0	P. Harvin	1	5	5.0	5	0	E. Decker	1	6	6.0	6	0	TOTAL	18	206	11.4	37	2	TOTAL	34	280	8.2	23	1
INTERCEPTIONS	NO	YDS	AVG	LG	TD	INTERCEPTIONS	NO	YDS	AVG	LG	TD	INTERCEPTIONS	NO	YDS	AVG	LG	TD	INTERCEPTIONS	NO	YDS	AVG	LG	TD	INTERCEPTIONS	NO	YDS	AVG	LG	TD																																																																								
M. Smith	1	69	69.0	69	1	B. Colquitt	2	60	30.0	30.0	0	1	K. Chancellor	1	2	2.0	2	0	TOTAL	0	0	0.0	—	0	TOTAL	2	71	35.5	69	1																																																																							
PUNTING	NO	YDS	AVG	NET	TB	IN20	LG	PUNTING	NO	YDS	AVG	NET	TB	IN20	LG	PUNTING	NO	YDS	AVG	NET	TB	IN20	LG	PUNTING	NO	YDS	AVG	NET	TB	IN20	LG																																																																						
J. Ryan	1	45	45.0	36.0	0	0	45	B. Colquitt	2	60	30.0	30.0	0	1	31	TOTAL	1	45	45.0	36.0	0	0	45	TOTAL	2	60	30.0	30.0	0	1	31																																																																						
PUNT RETURNS	NO	YDS	AVG	FC	LG	TD	PUNT RETURNS	NO	YDS	AVG	FC	LG	TD	PUNT RETURNS	NO	YDS	AVG	FC	LG	TD	PUNT RETURNS	NO	YDS	AVG	FC	LG	TD																																																																										
G. Tate	0	0	0.0	2	0	0	E. Decker	1	9	9.0	0	9	0	TOTAL	0	0	0.0	—	0	0	TOTAL	1	9	9.0	0	9																																																																											
KICKOFF RETURNS	NO	YDS	AVG	FC	LG	TD	KICKOFF RETURNS	NO	YDS	AVG	FC	LG	TD	KICKOFF RETURNS	NO	YDS	AVG	FC	LG	TD	KICKOFF RETURNS	NO	YDS	AVG	FC	LG	TD																																																																										
P. Harvin	1	87	87.0	0	87	1	T. Holliday	5	105	21.0	0	32	0	TOTAL	2	107	53.5	0	87	1	TOTAL	5	105	21.0	0	32																																																																											
G. Tate	1	20	20.0	0	20	0	[TOUCHBACK]	3	0	0.0	0	0	RETURNS	2	107	53.5	0	87	1	RETURNS	5	105	21.0	0	32																																																																												
Baltimore Ravens	Own	Opp.	Own	Opp.	Own	Opp.	Own	Opp.	Own	Opp.	Own	Opp.	Own	Opp.	Own	Opp.	Own	Opp.	Own	Opp.	Own	Opp.	Own	Opp.	Own	Opp.	Own	Opp.	Own	Opp.																																																																							
FUMBLES	Fum	Lost	Rec.	Yds	TD	FF	Rec.	Yds	TD	Bnds	Denver Broncos	Fum	Lost	Rec.	Yds	TD	FF	Rec.	Yds	TD	Bnds	Denver Broncos	Fum	Lost	Rec.	Yds	TD	FF	Rec.	Yds	TD	Bnds																																																																					
C. Clemons	0	0	0	0	0	2	0	0	0	0	K. Moreno	1	0	1	0	0	0	0	0	0	0	0	K. Moreno	1	0	1	0	0	0	0	0	0																																																																					
B. Maxwell	0	0	0	0	0	1	0	0	0	0	P. Manning	1	0	1	0	0	0	0	0	0	0	0	P. Manning	1	0	1	0	0	0	0	0	0																																																																					
C. McDonald	0	0	0	0	0	1	0	0	0	0	D. Thomas	1	0	1	0	0	0	0	0	0	0	0	D. Thomas	1	0	1	0	0	0	0	0	0																																																																					
M. Smith	0	0	0	0	0	1	7	0	0	0	M. Ramirez	1	0	0	-14	0	0	0	0	0	0	0	M. Ramirez	1	0	0	-14	0	0	0	0	0																																																																					
TOTAL	0	0	0	0	0	3	2	7	0	0	TOTAL	4	2	2	-14	0	0	0	0	0	0	0	TOTAL	4	2	2	-14	0	0	0	0	0																																																																					

FINAL TEAM STATISTICS

SEAHAWKS										BRONCOS										SEAHAWKS										BRONCOS										
TOTAL FIRST DOWNS	17										18										0-0										0-0									
By Rushing	6										2										36.0										30.0									
By Passing	10										13										71										9									
By Penalty	1										3										0-1										1-9									
THIRD DOWN EFFICIENCY	7-12-58%										6-13-46%										2-107										5-105									
FOURTH DOWN EFFICIENCY	0-2-0%										0-3-0%										2-71										0-0									
TOTAL NET YARDS	341										306										10-104										5-44									
Total Offensive Plays (inc. times thrown passing)	55										64										0-0										4-2									
Average gain per offensive play	6.2										4.8										Rushing										1									
NET YARDS RUSHING	135										27										Passing										2									
Total Rushing Plays	29										14										Interceptions										1									
Average gain per rushing play	4.7										1.9										Kickoff Returns										1									
Tackles for a loss-number and yards	3-3										3-7										EXTRA POINTS Made-Attempts										5-5									
NET YARDS PASSING	206										279										Kicking Made-Attempts										5-5									
Times thrown - yards lost attempting to pass	0-0										1-1										Rushing Made-Attempts										0-0									
Gross yards passing	206										280										FIELD GOALS Made-Attempts										2-2									
PASS ATTEMPTS-COMPLETIONS-HAD INTERCEPTED	26-18-0										49-34-2										RED ZONE EFFICIENCY										2-4-50%									
Avg gain per pass play (inc. # thrown passing)	7.9										5.6										GOAL TO GO EFFICIENCY										2-3-67%									
KICKOFFS Number and Average	8-6-3										3-0-0										SAFETIES										1									
PUNTS Number and Average	1-45-0										2-30-0										FINAL SCORE										43									
Had Blocked	0										0										TIME OF POSSESSION										31:53									

BRONCOS DEFENSIVE STATISTICS

(based on coaches' film review)

PLAYER	UT	A	TT	S-YDS	I-YDS	PD	FF	FR	PLAYER	UT	A	TT	S-YDS	I-YDS	PD	FF	FR
D. Trevathan	7	5	12	0-0	0-0	0	0	0	W. Woodyard	1	2	3	0-0	0-0	0	0	0
D. Ihenacho	5	4	9	0-0	0-0	0	0	0	S. Williams	2	0	2	0-0	0-0	0	0	0
M. Adams	6	0	6	0-0	0-0	0	0	0	P. Lenon	2	0	2	0-0	0-0	0	0	0
M. Jackson	4	1	5	0-0	0-0	1	0	0	M. Unrein	1	1	2	0-0	0-0	0	0	0
T. Knighton	4	1	5	0-0	0-0	0	0	0	D. Rodgers-Cromartie	1	0	1	0-0	0-0	0	0	0
C. Bailey	4	0	4	0-0	0-0	0	0	0	R. Carter	1	0	1	0-0	0-0	0	0	0
S. Phillips	1	3	4	0-0	0-0	0	0	0	T. Ayers	1	0	1	0-0	0-0	0	0	0
J. Mincey	0	4	4	0-0	0-0	0	0	0	R. Carter	1	0	1	0-0	0-0	0	0	0
N. Irving	3	0	3	0-0	0-0	1	0	0	TEAM TOTALS	43	21	64	0-0	0-0	2	0	0
J. Mincey	2	0	2	1-8	0-0	0	0	0									



Denver 26, New England 16

Sunday, Jan. 19, 2014 • 1:06 p.m. MST • Sports Authority Field at Mile High • Denver

WEATHER: Sunny, 63°, Wind W 9 mph • **TIME:** 2:57 • **ATTENDANCE:** 77,110

2013 AFC Championship Game

The Denver Broncos won their seventh AFC Championship with a 26-16 victory over the New England Patriots to position themselves for a matchup with the Seattle Seahawks in Super Bowl XLVIII in New York-New Jersey.

Denver was led early by a dominant defensive effort as the Patriots offense was forced to punt on each of their first three possessions of the game.

The Broncos put the first points on the board as kicker Matt Prater connected on a 27-yard field goal in the first quarter.

On Denver's first series of the second frame, the offense manufactured a 15-play, 93-yard scoring drive by relying on the running game. Running backs Knowshon Moreno and Montee Ball combined for 58 yards on eight carries (7.25 avg.). The drive concluded with a 1-yard touchdown reception by tight end Jacob Tamme.

New England scored their first points of the game when kicker Stephen Gostkowski made a 47-yard attempt with 2:54 left in the second quarter.

Denver was able to add a late second quarter field goal and enter halftime with a 13-3 lead.

Quarterback Peyton Manning (32-of-43 passing for 400 yds., 2 TDs, 0 INT) led the Broncos on a 13-play, 80-yard scoring drive to open the second half. Manning completed 6-of-7 passes on the series for 53 yards, which concluded with a 3-yard touchdown reception by wide receiver Demaryius Thomas (7 rec. for 134 yds., 1 TD).

Prater made his third field goal of the game early in the fourth quarter to increase the Broncos' lead to 23-3.

On the ensuing series, Patriots quarterback Tom Brady (24-of-38 passing for 277 yds., 1 TD, 0 INT) led New England's offense on a 9-play drive in which he completed 6-of-9 passes for 80 yards and a 7-yard touchdown pass to wide receiver Julian Edelman (10 rec. for 89 yds., 1 TD).

After Prater became the first Broncos' kicker in team history to make four field goals in a playoff game, Brady again led the Patriots on a scoring series. New England executed another 80-yard touchdown drive that resulted in a 5-yard run by Brady to cut the deficit to 26-16 with 3:06 left in the game. The Patriots would fail to convert on a two-point conversion attempt.

Gostkowski attempted a squib kick and wide receiver Eric Decker caught the ball to give Denver possession.

Denver would convert two first downs to drain the clock and preserve the 26-16 win over the Patriots to send the Broncos to their seventh Super Bowl.

OFFICIALS

Referee — Tony Corrente (99); **Umpire** — Paul King (121); **Head Linesman** — Kent Payne (79); **Line Judge** — John Hussey (35); **Side Judge** — Tom Hill (97); **Field Judge** — Craig Wroslat (4); **Back Judge** — Greg Wilson (119); **Replay** — Carl Madsen.

DENVER BRONCOS

OFFENSE		DEFENSE	
WR 88	D. Thomas	LDE 97	M. Jackson
LT 75	C. Clark	DT 92	S. Williams
LG 68	Z. Beadles	NT 94	T. Knighton
C 66	M. Ramirez	RDE 90	S. Phillips
RG 65	L. Vasquez	SLB 56	N. Irving
RT 74	O. Franklin	MLB 51	P. Lenon
TE 80	J. Thomas	WLB 59	D. Trevathan
WR 87	E. Decker	LCB 24	C. Bailey
WR 83	W. Welker	RCB 45	D. Rodgers-Cromartie
QB 18	P. Manning	SS 33	D. Ihenacho
RB 27	K. Moreno	FS 20	M. Adams

BRONCOS SUBSTITUTIONS: P 4 B.Colquitt, K 5 M.Prater, WR 11 T.Holliday, WR 12 A.Caldwell, CB 23 Q.Jammer, RB 28 M.Ball, S 29 M.Huff, S 30 D.Bruton, S 31 O.Bolden, CB 32 T.Carter, CB 36 K.Webster, LS 46 A.Brewer, LB 52 W.Woodyard, LB 53 S.Johnson, LB 54 B.Marshall, DE 57 J.Mincey, C 60 S.Vallos, T 77 W.Justice, TE 84 J.Tamme, TE 85 V.Green, DE 91 R.Ayers, DT 96 M.Unrein. **DID NOT PLAY:** QB 17 B.Osweiler, RB 22 C.Anderson. **INACTIVE:** QB 2 Z.Dyset, RB 21 R.Hillman, CB 34 M.Cole, T 70 V.Painter, G 73 C.Kuper, TE 81 J.Dressen, DT 98 S.Fua.

NEW ENGLAND PATRIOTS

OFFENSE		DEFENSE	
WR 80	D. Amendola	LE 50	R. Ninkovich
LT 77	N. Solder	DT 71	S. Siliga
LG 70	L. Mankins	DT 94	Chr. Jones
C 62	R. Wendell	RE 95	Cha. Jones
RG 63	D. Connolly	LB 91	J. Collins
RT 61	M. Cannon	CB 25	K. Arrington
TE 47	M. Hoomanawanui	LB 54	D. Hightower
WR 11	J. Edelman	LCB 31	A. Talib
QB 12	T. Brady	RCB 37	A. Dennard
RB 46	J. Develin	S 28	S. Gregory
RB 34	S. Vereen	S 32	D. McCourty

PATRIOTS SUBSTITUTIONS: K 3 S.Gostkowski, P 6 R.Allen, WR 10 A.Collie, WR 17 A.Dobson, WR 18 M.Slater, RB 22 S.Ridley, CB 26 L.Ryan, DB 27 T.Wilson, RB 29 L.Blount, DB 30 D.Harmon, S 36 K.Davis, RB 38 B.Bolden, DB 43 N.Ebner, LS 48 D.Aiken, LB 52 D.Fletcher, LB 53 J.Davis, LB 59 C.White, DT 72 J.Vellano, OL 74 W.Svitke, TE 88 M.Mulligan, DE 96 A.Carter, DL 99 M.Buchanan. **DID NOT PLAY:** QB 15 R.Mallett, OL 67 J.Kline. **INACTIVE:** DB 41 J.Green, TE 45 D.Williams, LB 58 S.Beauharnais, OL 64 C.Barker, WR 85 K.Thompkins, DT 90 I.Sopoaga, DE 92 J.Bequette.

		1	2	3	4	OT	TOTAL	FIELD GOALS (made () & missed)	
VISITOR	New England Patriots	0	3	0	13	0	16	S. Gostkowski (47)	
HOME	Denver Broncos	3	10	7	6	0	26	M. Prater (27) (35) (19) (54)	

Team	Qtr	Clock Time	PLAY DESCRIPTION (Extra Point) (Drive Info)	SCORE	
				Visitor	Home
BRONCOS	1	3:43	M. Prater 27 yd. Field Goal (10-73, 4:07)	0	3
BRONCOS	2	7:50	J. Tamme 1 yd. pass from P. Manning (M. Prater kick) (15-93, 7:01)	0	10
PATRIOTS	2	2:54	S. Gostkowski 47 yd. Field Goal (9-51, 4:56)	3	10
BRONCOS	2	0:25	M. Prater 35 yd. Field Goal (8-63, 2:29)	3	13
BRONCOS	3	7:52	D. Thomas 3 yd. pass from P. Manning (M. Prater kick) (13-80, 7:08)	3	20
BRONCOS	4	12:02	M. Prater 19 yd. Field Goal (9-60, 5:23)	3	23
PATRIOTS	4	9:26	J. Edelman 7 yd. pass from T. Brady (S. Gostkowski kick) (9-80, 2:36)	10	23
BRONCOS	4	7:00	M. Prater 54 yd. Field Goal (6-39, 2:26)	10	26
PATRIOTS	4	3:07	T. Brady 5 yd. run (run failed) (10-80, 3:53)	16	26

FINAL INDIVIDUAL STATISTICS

New England Patriots										Denver Broncos											
RUSHING	ATT	YDS	AVG	LG	TD	RUSHING	ATT	YDS	AVG	LG	TD										
S. Vereen	4	34	8.5	11	0	K. Moreno	14	59	4.2	28	0										
S. Ridley	5	17	3.4	8	0	M. Ball	12	43	3.6	9	0										
T. Brady	2	7	3.5	5	1	V. Green	1	6	6.0	6	0										
L. Blount	5	6	1.2	3	0	P. Manning	1	-1	-1.0	-1	0										
TOTAL	16	64	4.0	11	1	TOTAL	28	107	3.8	28	0										
PASSING										PASSING											
	ATT	CMP	YDS	TD	LG	IN	Rtg.														
T. Brady	38	24	277	2/21	1	27	0	93.9													
TOTAL	38	24	277	2/21	1	27	0	93.9													
PASS RECEIVING										PASS RECEIVING											
	NO	YDS	AVG	LG	TD																
J. Edelman	10	89	8.9	18	1																
S. Vereen	5	59	11.8	24	0																
A. Collie	4	57	14.3	20	0																
A. Dobson	2	33	16.5	27	0																
M. Hoomanawanui	2	33	16.5	18	0																
M. Mulligan	1	6	6.0	6	0																
TOTAL	24	277	11.5	27	1																
INTERCEPTIONS										INTERCEPTIONS											
	NO	YDS	AVG	LG	TD																
TOTAL	0	0	0.0	0	0																
PUNTING										PUNTING											
	NO	YDS	AVG	NET	TB	IN20	LG														
R. Allen	3	147	49.0	49.0	0	3	60														
TOTAL	3	147	49.0	49.0	0	3	60														
PUNT RETURNS										PUNT RETURNS											
	NO	YDS	AVG	FC	LG	TD															
[TOUCHBACK]	1	0	0.0	0	0	0															
RETURNS	0	0	0.0	0	—	0															
KICKOFF RETURNS										KICKOFF RETURNS											
	NO	YDS	AVG	FC	LG	TD															
[TOUCHBACK]	7	0	0.0	0	0	0															
RETURNS	0	0	0.0	0	—	0															
Baltimore Ravens	Own	Opp.	Out	Denver Broncos										Own	Opp.	Out					
FUMBLES	Fum	Lost	Rec.	Yds	TD	FF	Rec.	Yds	TD	Bnds	FUMBLES	Fum	Lost	Rec.	Yds	TD	FF	Rec.	Yds	TD	Bnds
TOTAL	0	0	0	0	0	0	0	0	0	0	TOTAL	0	0	0	0	0	0	0	0	0	0

FINAL TEAM STATISTICS

	PATRIOTS	BRONCOS	PATRIOTS	BRONCOS
TOTAL FIRST DOWNS	19	27	0-0	0-0
By Rushing	4	5	49.0	28.0
By Passing	15	21	0	0
By Penalty	0	1	0-0	0-0
THIRD DOWN EFFICIENCY	6-12-50%	7-13-54%	0-0	1-4
FOURTH DOWN EFFICIENCY	1-2-50%	1-1-100%	0-0	0-0
TOTAL NET YARDS	320	507	2-15	4-34
Total Offensive Plays (inc. times thrown passing)	56	71	0-0	0-0
Average gain per offensive play	5.7	7.1	2	2
NET YARDS RUSHING	64	107	1	0
Total Rushing Plays	16	28	1-2	2-2
Average gain per rushing play	4.0	3.8	1-1	2-2
Tackles for a loss-number and yards	1-1	2-6	0-1	0-0
NET YARDS PASSING	256	400	1-1	4-4
Times thrown - yards lost attempting to pass	2-21	0-0	2-3-67%	2-6-33%
Gross yards passing	277	400	1-1-100%	2-4-50%
PASS ATTEMPTS-COMPLETIONS-HAD INTERCEPTED	38-24-0	43-32-0	0	0
Avg gain per pass play (inc. # thrown passing)	6.4	9.3	16	26
KICKOFFS Number-In End Zone-Touchbacks	4-2-2	7-7-7	24:16	35:44
PUNTS Number and Average	3-49.0	1-48.0		
Had Blocked	0	0		
FGs - PATs Had Blocked			0-0	0-0
Net Punting Average			49.0	28.0
TOTAL RETURN YARDAGE (Not Including Kickoffs)	0	0	0	0
No. and Yards Punt Returns	0	0	0-0	0-0
No. and Yards Kickoff Returns	0	0	0-0	1-4
No. and Yards Interception Returns	0	0	0-0	0-0
FIELD GOALS Made-Attempts	2-15	4-34		
FUMBLES Number and Lost	0-0	0-0		
TOUCHDOWNS	2	2		
Rushing	1	0		
Passing	1	2		
EXTRA POINTS Made-Attempts	1-2	1-2		
Kicking Made-Attempts	1-1	2-2		
Rushing Made-Attempts	0-1	0-0		
FIELD GOALS Made-Attempts	1-1	4-4		
RED ZONE EFFICIENCY	2-3-67%	2-6-33%		
GOAL TO GO EFFICIENCY	1-1-100%	2-4-50%		
SAFETIES	0	0		
FINAL SCORE	16	26		
TIME OF POSSESSION	24:16	35:44		

BRONCOS DEFENSIVE STATISTICS

(based on coaches' film review)

PLAYER	UT	A	TT	S-YDS	I-YDS	PD	FF	FR	PLAYER	UT	A	TT	S-YDS	I-YDS	PD	FF	FR
D. Trevathan	8	0	8	0-0	0-0	0	0	0	W. Woodyard	2	0	2	0-0	0-0	0	0	0
D. Ihenacho	4	1	5	0-0	0-0	0	0	0	S. Phillips	2	0	2	0-0	0-0	0	0	0
T. Knighton	4	0	4	1-10	0-0	0	0	0	R. Ayers	1	0	1	1-11	0-0	0	0	0
M. Adams	4	0	4	0-0	0-0	1	0	0	P. Lenon	1	0	1	0-0	0-0	0	0	0
T. Carter	3	1	4	0-0	0-0	2	0	0	D. Bruton	1	0	1	0-0	0-0	0	0	0
C. Rodgers-Cromartie	3	0	3	0-0	0-0	1	0	0	M. Huff	1	0	1	0-0	0-0	0	0	0
C. Bailey	3	0	3	0-0	0-0	0	0	0	M. Jackson	0	0	0	0-0	0-0	1	0	0
N. Irving	2	0	2	0-0	0-0	0	0	0	TEAM TOTALS	39	2	41	2-21	0-0	5	0	0
J. Mincey	2	0	2	1-8	0-0	0	0	0									



Denver 24, San Diego 17

Sunday, Jan. 12, 2014 • 2:40 p.m. MST • Sports Authority Field at Mile High • Denver

WEATHER: PARTLY CLOUDY, 41°, WIND NW 17 MPH • TIME: 3:13 • ATTENDANCE: 76,969

2013 AFC Divisional Playoff Game

The Denver Broncos defeated their AFC West rival San Diego Chargers 24-17 in the divisional round on a windy afternoon at Sports Authority Field at Mile High.

Denver's defense shut out the Chargers through three quarters and held on through the final frame to help the Broncos advance to their ninth-ever AFC Championship Game.

After forcing the Chargers to punt on the opening series of the game, quarterback Peyton Manning led the Broncos offense on a 14-play, 86-yard drive that culminated in a 2-yard touchdown reception by wide receiver Demaryius Thomas (8 rec. for 54 yds., 1 TD) to give Denver the early lead.

San Diego recovered a fumble by tight end Julius Thomas in the second quarter but kicker Nick Novak missed a 53-yard field goal attempt.

Denver was able to take advantage of the good field position as Manning completed a 3-yard touchdown pass to wide receiver Wes Welker on its ensuing possession.

The Broncos were able to move the ball deep into San Diego territory at the end of the half, but Manning was intercepted in the end zone and the Broncos entered halftime with a 14-0 lead.

On the opening drive of the third quarter, Manning (25-of-36 passing for 230 yds., 2 TDs, 1 INT) completed 5-of-7 passes for 36 yards and kicker Matt Prater made a 45-yard field goal attempt.

The Broncos defense remained stout throughout the third quarter before quarterback Philip Rivers (18-of-27 passing for 217 yds., 2 TDs, 0 INT) completed a 16-yard touchdown pass to rookie wide receiver Keenan Allen with 12:59 left in the final frame.

Denver's offense conducted its own scoring drive on the next series as running back Knowshon Moreno scampered for a 3-yard touchdown run to increase the Broncos' lead to 24-7.

On San Diego's next possession, Rivers and Allen (6 rec. for 142 yds., 2 TDs) connected again on a 16-yard touchdown pass. The Chargers attempted an onside kick and cornerback Richard Marshall recovered the ball after it deflected off of Broncos wide receiver Eric Decker.

San Diego's opportunistic offense, led by Rivers, orchestrated an 8-play, 48-yard drive that resulted in a 30-yard field goal by Novak to reduce Denver's lead to 24-17.

After a Chargers' squib kick, the Broncos gained possession of the ball with 5:40 left in the game. Denver would convert three critical third downs, including a 21-yard pass from Manning to Julius Thomas (6 rec. for 76 yds, 0 TDs) on 3rd down and 17, to preserve the win.

OFFICIALS

Referee — Clete Blakeman (34); **Umpire** — Fred Bryan (11); **Head Linesman** — Jim Mello (48); **Line Judge** — Jeff Seeman (45); **Side Judge** — Dave Wyant (16); **Field Judge** — Bob Waggoner (25); **Back Judge** — Dino Paganelli (105); **Replay** — Mark Burns.

DENVER BRONCOS

OFFENSE		DEFENSE	
WR 88	D. Thomas	LDE 97	M. Jackson
LT 75	C. Clark	DT 92	S. Williams
LG 68	Z. Beadles	NT 94	T. Knighton
C 66	M. Ramirez	RDE 90	S. Phillips
RG 65	L. Vasquez	SLB 56	N. Irving
RT 74	O. Franklin	MLB 51	P. Lenon
TE 80	J. Thomas	WLB 59	D. Trevatham
WR 87	E. Decker	LCB 25	C. Harris Jr.
WR 83	W. Welker	RCB 45	D. Rodgers-Cromartie
QB 18	P. Manning	SS 33	D. Ihenacho
RB 27	K. Moreno	FS 20	M. Adams

BRONCOS SUBSTITUTIONS: P 4 B.Colquhitt, K 5 M.Prater, WR 11 T.Holliday, WR 12 A.Caldwell, CB 23 Q.Jammer, CB 24 C.Bailey, RB 28 M.Ball, S 29 M.Huff, S 30 D.Bruton, S 31 O.Bolden, CB 36 K.Webster, LS 46 A.Brewer, LB 52 W.Woodyard, LB 53 S.Johnson, LB 54 B.Marshall, DE 57 J.Mincey, C 60 S.Vallos, TE 84 J.Tamme, TE 85 V.Green, DE 91 R.Ayers, DT 96 M.Unrein. **DID NOT PLAY:** QB 17 B.Osweller, RB 22 C.Anderson, T 77 W.Justice. **INACTIVE:** QB 2 Z.Dysett, RB 21 R.Hillman, CB 32 T.Carter, G 73 C.Kuper, TE 81 J.Dreessen, DE 95 D.Wolfe, DT 98 S.Fua.

SAN DIEGO CHARGERS

OFFENSE		DEFENSE	
TE 89	L. Green	RE 94	C. Liuget
WR 13	K. Allen	LE 91	K. Reyes
LT 77	K. Dunlap	OLB 54	M. Ingram
LG 78	C. Rinehart	ILB 50	M. Te'o
C 61	N. Hardwick	ILB 56	D. Butler
RG 63	J. Troutman	OLB 96	J. Johnson
RT 76	D. Fluker	LCB 31	R. Marshall
TE 85	A. Gates	RCB 29	S. Wright
WR 11	E. Royal	SS 38	M. Gilchrist
QB 17	P. Rivers	FS 37	J. Aldae
RB 24	R. Mathews	FS 32	E. Weddle

CHARGERS SUBSTITUTIONS: P 5 M.Scifres, K 9 N.Novak, WR 16 S.Ajrotutu, CB 20 C.Butler, CB 22 D.Cox, RB 23 R.Brown, S 25 D.Stuckey, FB 33 L.McClain, RB 39 D.Woodhead, LS 47 M.Windt, ILB 52 R. Walker, OLB 58 T.Williams, ILB 59 A.Gachkar, G-T 70 S.Schilling, DE 71 L.Guy, C-G 74 R.Ohrnberger, TE 81 J.Birne, WR 86 V.Brown, OLB 90 T.Keiser, DT 92 C.Thomas, LB 97 B.Byrd. **DID NOT PLAY:** QB 6 C.Whitehurst, T 69 W.Smith, DT 95 K.Gaethers. **INACTIVE:** QB 4 B.Sorensen, WR-KR 10 L.Hawkins, SS 28 B.Taylor, CB 35 M.Cromartie, G-T 66 J.Clary, T 72 K.Wiggins, DE 98 S.Lissemore.

		1	2	3	4	OT	TOTAL	FIELD GOALS (made () & missed)	
VISITOR	San Diego Chargers	0	0	0	17	0	17	N. Novak	53WL (30)
HOME	Denver Broncos	7	7	3	7	0	24	M. Prater	(45) 47WL

Team	Qtr	Clock Time	PLAY DESCRIPTION (Extra Point) (Drive Info)	SCORE	
				Visitor	Home
BRONCOS	1	2:25	D. Thomas 2 yd. pass from P. Manning (M. Prater kick) (14-86, 7:01)	0	7
BRONCOS	2	6:00	W. Welker 3 yd. pass from P. Manning (M. Prater kick) (9-57, 5:13)	0	14
BRONCOS	3	9:35	M. Prater 45 yd. Field Goal (12-37, 5:25)	0	17
CHARGERS	4	12:59	K. Allen 16 yd. pass from P. Rivers (N. Novak kick) (6-63, 3:08)	7	17
BRONCOS	4	8:12	K. Moreno 3 yd. run (M. Prater kick) (9-81, 4:47)	7	24
CHARGERS	4	5:43	K. Allen 16 yd. pass from P. Rivers (N. Novak kick) (7-80, 2:29)	14	24
CHARGERS	4	3:53	N. Novak 30 yd. Field Goal (8-48, 1:50)	17	24

FINAL INDIVIDUAL STATISTICS

San Diego Chargers										Denver Broncos									
RUSHING																			
D. Woodhead	9	29	3.2	8	0	K. Moreno	23	82	3.6	14	1								
R. Mathews	5	26	5.2	16	0	M. Ball	10	52	5.2	9	0								
P. Rivers	3	10	3.3	6	0	P. Manning	1	-1	-1.0	-1	0								
R. Brown	1	0	0.0	0	0														
TOTAL	18	65	3.6	16	0	TOTAL	34	133	3.9	14	1								
PASSING																			
TKD/										TKD/									
P. Rivers	27	18	217	4/23	2	49	0	115.8	P. Manning	36	25	230	0/0	2	21	1	93.5		
TOTAL	27	18	217	4/23	2	49	0	115.8	TOTAL	36	25	230	0/0	2	21	1	93.5		
PASS RECEIVING																			
K. Allen	6	142	23.7	49	2	D. Thomas	8	54	6.8	9	1								
R. Brown	4	18	4.5	5	0	J. Thomas	6	76	12.7	21	0								
D. Woodhead	3	10	3.3	7	0	W. Welker	6	38	6.3	8	1								
A. Gates	2	10	5.0	5	0	E. Decker	2	32	16.0	19	0								
L. Green	2	7	3.5	5	0	A. Caldwell	1	15	15.0	15	0								
E. Royal	1	30	30.0	30	0	K. Moreno	1	12	12.0	12	0								
						V. Green	1	3	3.0	3	0								
TOTAL	18	217	12.1	49	2	TOTAL	25	230	9.2	21	2								
INTERCEPTIONS																			
D. Butler	1	0	0.0	0	0														
TOTAL	1	0	0.0	0	0	TOTAL	0	0	0.0	—	0								
PUNTING																			
M. Scifres	4	207	51.8	30.3	1	1	62												
TOTAL	4	207	51.8	30.3	1	1	62	TOTAL	0	0	0.0	0.0	0	0	—	0	—		
PUNT RETURNS																			
E. Decker	3	66	22.0	0	47	0													
[TOUCHBACK]	1	0	0.0	0	0	0													
RETURNS	3	66	22.0	0	47	0	RETURNS	3	66	22.0	0	47	0						
KICKOFF RETURNS																			
[TOUCHBACK]	5	0	0.0	0	0	0	T. Holliday	3	77	25.7	0	37	0						
RETURNS	0	0	0.0	0	—	0	RETURNS	3	77	25.7	0	37	0						
Baltimore Ravens										Denver Broncos									
FUMBLES					Own					Opp.					Out				
J. Addae	0	0	0	0	0	1	0	0	0	0	0	0	0	0	0	0	0	0	0
R. Marshall	0	0	0	0	0	0	1	1	0	0	0	0	0	0	0	0	0	0	0
TOTAL	0	0	0	0	0	1	1	1	0	0	0	0	0	0	0	0	0	0	0

FINAL TEAM STATISTICS

CHARGERS										BRONCOS											
TOTAL FIRST DOWNS																					
By Rushing										13	By Rushing										26
By Passing										1	By Passing										13
By Penalty										2	By Penalty										11
THIRD DOWN EFFICIENCY										4-12-33%	THIRD DOWN EFFICIENCY										9-13-69%
FOURTH DOWN EFFICIENCY										1-1-100%	FOURTH DOWN EFFICIENCY										0-0-0%
TOTAL NET YARDS										259	TOTAL NET YARDS										363
Total Offensive Plays (inc. times thrown passing)										49	Total Offensive Plays (inc. times thrown passing)										70
Average gain per offensive play										5.3	Average gain per offensive play										5.2
NET YARDS RUSHING										65	NET YARDS RUSHING										133
Total Rushing Plays										18	Total Rushing Plays										34
Average gain per rushing play										3.6	Average gain per rushing play										3.9
Tackles for a loss-number and yards										0-0	Tackles for a loss-number and yards										2-3
NET YARDS PASSING										194	NET YARDS PASSING										230
Times thrown - yards lost attempting to pass										4-23	Times thrown - yards lost attempting to pass										0-0
Gross yards passing										217	Gross yards passing										230
PASS ATTEMPTS-COMPLETIONS-HAD INTERCEPTED										27-18-0	PASS ATTEMPTS-COMPLETIONS-HAD INTERCEPTED										36-25-1
Avg gain per pass play (inc. # thrown passing)										6.3	Avg gain per pass play (inc. # thrown passing)										6.4
KICKOFFS Number-In End Zone-Touchbacks										4-2-0	KICKOFFS Number-In End Zone-Touchbacks										5-5-5
PUNTS Number and Average										4-51.8	PUNTS Number and Average										0-0-0
Had Blocked										0	Had Blocked										0
FGs - PATs Had Blocked										0-0	FGs - PATs Had Blocked										0-0
Net Punting Average										30.3	Net Punting Average										0.0
TOTAL RETURN YARDAGE (Not Including Kickoffs)																					
No. and Yards Punt Returns										0-0	No. and Yards Punt Returns										3-66
No. and Yards Kickoff Returns										0-0	No. and Yards Kickoff Returns										3-77
No. and Yards Interception Returns										1-0	No. and Yards Interception Returns										0-0
PENALTIES Number and Yards										8-63	PENALTIES Number and Yards										6-50
FUMBLES Number and Lost										0-0	FUMBLES Number and Lost										1-1
TOUCHDOWNS										2	TOUCHDOWNS										3
Rushing										0	Rushing										1
Passing										2	Passing										2
EXTRA POINTS Made-Attempts										2-2	EXTRA POINTS Made-Attempts										3-3
Kicking Made-Attempts										2-2	Kicking Made-Attempts										3-3
FIELD GOALS Made-Attempts										1-2	FIELD GOALS Made-Attempts										1-2
RED ZONE EFFICIENCY										2-3-67%	RED ZONE EFFICIENCY										3-4-75%
GOAL TO GO EFFICIENCY										0-0-0%	GOAL TO GO EFFICIENCY										3-4-75%
SAFETIES										17	SAFETIES										20
FINAL SCORE										0	FINAL SCORE										24
TIME OF POSSESSION										24:33	TIME OF POSSESSION										35:27

BRONCOS DEFENSIVE STATISTICS

(based on coaches' film review)

PLAYER	UT	A	TT	S-YDS	I-YDS	PD	FF	FR	PLAYER	UT	A	TT	S-YDS	I-YDS	PD	FF	FR
D. Rodgers-Cromartie	4	0	4	0-0	0-0	3	0	0	C. Harris Jr.	2	0	2	0-0	0-0	1	0	0
C. Bailey	4	0	4	0-0	0-0	0	0	0	M. Adams	2	0	2	0-0	0-0	0	0	0
D. Trevathan	3	1	4	0-0	0-0	0	0	0	W. Woodyard	1	1	2	0-0	0-0	0	0	0
Q. Jammer	3	1	4	0-0	0-0	0	0	0	R. Ayers	1	1	2	0-0	0-0	0	0	0
M. Jackson	3	0	3	1-5	0-0	0	0	0	P. Lenon	1	0	1	0-0	0-0	0	0	0
N. Irving	3	0	3	0-0	0-0	0	0	0	D. Ihenacho	1	0	1	0-0	0-0	0	0	0
T. Knighton	2	1	3	0-0	0-0	0	0	0	S. Williams	0	1	1	0-0	0-0	0	0	0
S. Phillips	2	0	2	2-10	0-0	0	0	0	TEAM TOTALS	34	6	40	4-23	0-0	4	0	0



Baltimore 38, Denver 35 OT

Saturday, Jan. 12, 2013 • 2:36 p.m. MST • Sports Authority Field at Mile High • Denver

WEATHER: Partly Cloudy, 13°. Wind E 8 mph • **TIME:** 4:11 • **ATTENDANCE:** 76,732

2012 AFC Divisional Playoff Game

The No. 1-seed Denver Broncos played the fourth-longest game in NFL history, eventually falling to the No. 4-seed Baltimore Ravens 38-35 in the second overtime in front of 76,732 fans at Sports Authority Field at Mile High.

Despite a temperature of 13 degrees at kickoff, marking the coldest postseason game in Broncos history, the teams combined for 877 yards and 73 points in the thriller.

Special teams played a key role for the Broncos early on as midseason acquisition Trindon Holliday returned his first punt 90 yards for a touchdown to give Denver an early 7-0 advantage.

Baltimore answered quickly, as quarterback Joe Flacco hit wide receiver Torrey Smith for a 59-yard scoring pass to knot the score at seven apiece.

The Ravens' momentum continued on Denver's next drive, when cornerback Corey Graham caught a deflected pass and took the interception 39 yards for a touchdown and a 14-7 Baltimore lead.

Broncos quarterback Peyton Manning, who completed 28-of-43 passes (65.1%) for 290 yards and three touchdowns with two interceptions (88.3 rtg.) on the day, recovered from the miscue to lead a 74-yard scoring series—capping the drive with a 15-yard touchdown pass to wide receiver Brandon Stokley.

In the second frame, the Broncos marched 86 yards on eight plays, finishing the scoring drive with a 14-yard strike from Manning to tailback Knowshon Moreno. Flacco and Smith collaborated again to tie the game again just before halftime.

Holliday swung the momentum in Denver's favor again by taking the opening second-half kickoff 104 yards for a touchdown to become the first player in NFL history to score a touchdown on a punt return and a kickoff return.

Denver drove near midfield and threatened to extend its lead near the end of the third quarter before Manning's fumble in the pocket was recovered by Ravens defensive end Paul Kruger.

Four plays later, Baltimore running back Ray Rice scored on a 1-yard touchdown run to tie to the game at 28-28.

Wide receiver Demaryius Thomas caught a 17-yard touchdown pass from Manning with 7:18 remaining, and Denver stopped Baltimore on fourth down on its ensuing possession, but Flacco was able to hit wide receiver Jacoby Jones for a 70-yard touchdown with :31 seconds remaining to send the game to overtime.

The teams battled through a scoreless first overtime, but after a Manning interception near midfield at the end of the fifth frame, the Ravens advanced with a 47-yard field goal by kicker Justin Tucker.

OFFICIALS

Referee — Bill Vinovich (52); **Umpire** — Undrey Wash (96); **Head Linesman** — George Hayward (54); **Line Judge** — Ron Marinucci (107); **Side Judge** — Ronald Tolbert (62); **Field Judge** — Bob Waggoner (25); **Back Judge** — Billy Smith (2); **Replay** — Tom Sifferman.

DENVER BRONCOS

OFFENSE		DEFENSE	
WR 88	D. Thomas	LDE 95	D. Wolfe
LT 78	R. Clady	NT 97	J. Bannan
LG 68	Z. Beadles	DT 99	K. Vickerson
C 67	D. Koppen	RDE 92	E. Dumervil
RG 65	M. Ramirez	SLB 58	V. Miller
RT 74	O. Franklin	MLB 57	K. Brooking
TE 81	J. Dressen	WLB 55	D. Williams
WR 87	E. Decker	LCB 24	C. Bailey
QB 18	P. Manning	RCB 25	C. Harris
RB 27	K. Moreno	FS 26	R. Moore
WR 14	B. Stokley	SS 20	M. Adams

BRONCOS SUBSTITUTIONS: P 4 B.Colquhitt, K 5 M.Prater, WR 11 T.Holliday, WR 12 M.Willis, RB 21 R.Hillman, SS 30 D.Bruton, CB 31 O. Bolden, CB 32 T.Carter, RB 35 L.Ball, FS 36 J.Leonhard, FB 40 J.Hester, LS 46 A.Brewer, MLB 53 S.Johnson, WLB 55 D.Williams, SLB 56 N.Irving, WLB 59 D.Trevathan, G 65 M.Ramirez, DL 70 M.Jackson, T 75 C.Clark, TE 84 J.Tamme, TE 85 V.Green, DE 91 R.Ayers, NT 96 M.Unrein. **DID NOT PLAY:** QB 6 B.Osweller. **INACTIVE:** QB 16 C.Hanie, WR 17 A.Caldwell, CB 22 T.Porter, FB 49 C.Gronkowski, C/G 54 C.Davis, TE 80 J.Thomas, NT 98 S.Siliga.

BALTIMORE RAVENS

OFFENSE		DEFENSE	
WR 82	T. Smith	DT 92	H. Ngata
LT 78	B. McKinzie	DE 96	M. Kemoeatu
LG 72	K. Osemele	NT 99	P. Kruger
C 77	M. Birk	RUSH 55	T. Suggs
RG 73	M. Yanda	WLB 59	D. Ellerbe
RT 74	M. Oher	MLB 52	R. Lewis
TE 84	E. Dickson	CB 23	C. Brown
WR 81	A. Boldin	LCB 24	C. Graham
QB 5	J. Flacco	RCB 29	C. Williams
FB 44	V. Leach	SS 31	B. Pollard
RB 27	R. Rice	FS 20	E. Reed

RAVENS SUBSTITUTIONS: P 4 S.Koch, K 9 J.Tucker, WR/RS 12 J.Jones, WR 17 T.Doss, CB 22 J.Smith, CB 25 A.Jackson, RB 30 B.Pierce, S 32 J.Hedgicob, RB 35 A.Allen, S 37 S.Considine, LS 46 M.Cox, LB 50 A.McClellan, LB 51 B.Ayanbadejo, LB 56 J.Bynes, NT 62 T.Cody, G 63 B.Williams, G/C 66 G.Gradkowski, TE 86 B.Bajema, TE 88 D.Pitt, DE 90 P.McPhee, OLB 91 C.Upshaw, DE 93 D.Tyson, DE 97 A.Jones. **DID NOT PLAY:** QB 2 T.Taylor. **INACTIVE:** WR/RS 16 D.Reed, S 38 O.Brown, CB 39 C.Johnson, OLB 54 A.Hamilton, G/T 70 R.Harewood, WR/RS 83 D.Thompson, DT 95 B.Hall.

		1	2	3	4	OT	TOTAL	FIELD GOALS (made () & missed)	
VISITOR	Baltimore Ravens	14	7	7	7	3	38	J. Tucker	(47)
HOME	Denver Broncos	14	7	7	7	0	35	M. Prater	52SH

Team	Qtr	Clock Time	PLAY DESCRIPTION (Extra Point) (Drive Info)	SCORE	
				Visitor	Home
BRONCOS	1	12:14	T. Holliday 90 yd. punt return (M. Prater kick)	0	7
RAVENS	1	10:31	T. Smith 59 yd. pass from J. Flacco (J. Tucker kick) (4-94, 1:43)	7	7
RAVENS	1	9:49	C. Graham 39 yd. interception return (J. Tucker kick)	14	7
BRONCOS	1	4:02	B. Stokley 15 yd. pass from P. Manning (M. Prater kick) (11-74, 5:47)	14	14
BRONCOS	2	7:26	K. Moreno 14 yd. pass from P. Manning (M. Prater kick) (8-86, 3:35)	14	21
RAVENS	2	0:36	T. Smith 32 yd. pass from J. Flacco (J. Tucker kick) (3-58, 0:40)	21	21
BRONCOS	3	14:47	T. Holliday 104 yd. kickoff return (M. Prater kick)	21	28
RAVENS	3	0:30	R. Rice 1 yd. run (J. Tucker kick) (5-37, 2:27)	28	28
BRONCOS	4	7:11	D. Thomas 17 yd. pass from P. Manning (M. Prater kick) (10-88, 4:58)	28	35
RAVENS	4	0:31	J. Jones 70 yd. pass from J. Flacco (J. Tucker kick) (3-77, 0:38)	35	35
RAVENS	6	13:18	J. Tucker 47 yd. Field Goal (6-16, 2:33)	38	35

FINAL INDIVIDUAL STATISTICS

Baltimore Ravens										Denver Broncos																
RUSHING	ATT	YDS	AVG	LG	TD	RUSHING	ATT	YDS	AVG	LG	TD	RUSHING	ATT	YDS	AVG	LG	TD									
R. Rice	30	131	4.4	32	1	R. Hillman	22	83	3.8	11	0	K. Moreno	10	32	3.2	8	0									
B. Pierce	5	14	2.8	4	0	J. Hester	8	11	1.4	2	0	P. Manning	1	-1	-1.0	-1	0									
J. Flacco	2	7	3.5	7	0																					
V. Leach	1	3	3.0	3	0																					
T. Smith	1	0	0.0	0	0																					
TOTAL	39	155	4.0	32	1	TOTAL	41	125	3.0	11	0	TOTAL	41	125	3.0	11	0									
PASSING										PASSING																
PASSING	ATT	CMP	YDS	TD	LG	IN	Rtg.	PASSING	ATT	CMP	YDS	TD	LG	IN	Rtg.	PASSING	ATT	CMP	YDS	TD	LG	IN	Rtg.			
J. Flacco	34	18	331	1/7	3	70	0	116.2	P. Manning	43	28	290	3/17	3	32	2	88.3									
TOTAL	34	18	331	1/7	3	70	0	116.2	TOTAL	43	28	290	3/17	3	32	2	88.3	TOTAL	43	28	290	3/17	3	32	2	88.3
PASS RECEIVING										PASS RECEIVING																
PASS RECEIVING	NO	YDS	AVG	LG	TD	PASS RECEIVING	NO	YDS	AVG	LG	TD	PASS RECEIVING	NO	YDS	AVG	LG	TD									
A. Boldin	6	71	11.8	19	0	E. Decker	6	84	14.0	32	0	A. Boldin	6	84	14.0	32	0									
T. Smith	3	98	32.7	59	2	J. Dreesen	6	46	7.7	11	0	T. Smith	3	47	15.7	21	1									
D. Pitta	3	55	18.3	24	0	J. Tamme	3	44	14.7	21	0	D. Pitta	3	55	18.3	24	0									
E. Dickson	3	29	9.7	14	0	D. Thomas	3	37	12.3	17	1	E. Dickson	3	29	9.7	14	0									
J. Jones	2	77	38.5	70	1	B. Stokley	3	27	9.0	15	1	J. Jones	2	77	38.5	70	1									
V. Leach	1	1	1.0	1	0	R. Hillman	3	20	6.7	11	0	V. Leach	1	1	1.0	1	0									
						K. Moreno	2	21	10.5	14	1															
						J. Hester	1	7	7.0	7	0															
						M. Willis	1	4	4.0	4	0															
TOTAL		18	331	18.4	70	3	TOTAL	28	290	10.4	32	3	TOTAL	28	290	10.4	32	3								
INTERCEPTIONS										INTERCEPTIONS																
INTERCEPTIONS	NO	YDS	AVG	LG	TD	INTERCEPTIONS	NO	YDS	AVG	LG	TD	INTERCEPTIONS	NO	YDS	AVG	LG	TD									
C. Graham	2	39	19.5	39	1	C. Graham	2	39	19.5	39	1	C. Graham	2	39	19.5	39	1									
TOTAL	2	39	19.5	39	1	TOTAL	0	0	0.0	—	0	TOTAL	0	0	0.0	—	0									
PUNTING										PUNTING																
PUNTING	NO	YDS	AVG	NET	TB	IN20	LG	PUNTING	NO	YDS	AVG	NET	TB	IN20	LG	PUNTING	NO	YDS	AVG	NET	TB	IN20	LG			
S. Koch	8	386	48.3	37.0	0	6	58	B. Colquitt	5	244	48.8	44.4	0	3	59	S. Koch	8	386	48.3	37.0	0	6	58			
TOTAL	8	386	48.3	37.0	0	6	58	TOTAL	5	244	48.8	44.4	0	3	59	TOTAL	8	386	48.3	37.0	0	6	58			
PUNT RETURNS										PUNT RETURNS																
PUNT RETURNS	NO	YDS	AVG	FC	LG	TD	PUNT RETURNS	NO	YDS	AVG	FC	LG	TD	PUNT RETURNS	NO	YDS	AVG	FC	LG	TD						
J. Jones	1	14	14.0	1	14	0	T. Holliday	3	90	30.0	1	90	1	J. Jones	1	14	14.0	1	14	0						
T. Doss	1	8	8.0	0	8	0	J. Leonhard	0	0	0.0	1	0	0	T. Doss	1	8	8.0	0	8	0						
E. Reed	1	0	0.0	0	0	0	[DOWNED]	2	0	0.0	0	0	0	E. Reed	1	0	0.0	0	0	0						
[DOWNED]	1	0	0.0	0	0	0	[OUT OF BOUNDS]	1	0	0.0	0	0	0	[DOWNED]	1	0	0.0	0	0	0						
RETURNS	3	22	7.3	1	14	0	RETURNS	3	90	30.0	2	90	1	RETURNS	3	22	7.3	1	14	0						
KICKOFF RETURNS										KICKOFF RETURNS																
KICKOFF RETURNS	NO	YDS	AVG	FC	LG	TD	KICKOFF RETURNS	NO	YDS	AVG	FC	LG	TD	KICKOFF RETURNS	NO	YDS	AVG	FC	LG	TD						
J. Jones	4	64	16.0	0	24	0	T. Holliday	3	158	52.7	0	104	1	J. Jones	4	64	16.0	0	24	0						
[TOUCHBACK]	3	0	0.0	0	0	0	L. Ball	1	13	13.0	0	13	0	[TOUCHBACK]	3	0	0.0	0	0	0						
							[TOUCHBACK]	2	0	0.0	0	0	0													
RETURNS	4	64	16.0	0	24	0	RETURNS	4	171	42.8	0	104	1	RETURNS	4	64	16.0	0	24	0						
Baltimore Ravens										Denver Broncos																
FUMBLES	Fum	Lost	Rec.	Yds	TD	FF	Rec.	Yds	TD	Bnds	FUMBLES	Fum	Lost	Rec.	Yds	TD	FF	Rec.	Yds	TD	Bnds					
J. Flacco	1	1	0	0	0	0	0	0	0	0	P. Manning	2	1	0	0	0	0	1	0	0	0					
P. McPhee	0	0	0	0	0	1	0	0	0	0	K. Brooking	0	0	0	0	0	0	1	0	0	0					
T. Suggs	0	0	0	0	0	1	0	0	0	0																
P. Kruger	0	0	0	0	0	1	0	0	0	0																
TOTAL	1	1	0	0	0	2	1	0	0	0	TOTAL	2	1	0	0	0	0	1	0	0	0					

FINAL TEAM STATISTICS

RAVENS										BRONCOS													
TOTAL FIRST DOWNS										21	30	FGs - PATs Had Blocked										0-0	0-0
By Rushing										4	9	Net Punting Average										37.0	44.4
By Passing										14	15	TOTAL RETURN YARDAGE (Not Including Kickoffs)										61	90
By Penalty										3	6	No. and Yards Punt Returns										3-22	3-90
THIRD DOWN EFFICIENCY										7-17-41%	7-16-44%	No. and Yards Kickoff Returns										4-64	4-171
FOURTH DOWN EFFICIENCY										0-1-0%	1-1-100%	No. and Yards Interception Returns										2-39	0-0
TOTAL NET YARDS										457	398	PENALTIES Number and Yards										8-58	10-87
Total Offensive Plays (inc. times thrown passing)										74	87	FUMBLES Number and Lost										1-1	2-1
Average gain per offensive play										6.5	4.6	TOUCHDOWNS										5	5
NET YARDS RUSHING										155	125	Rushing										1	0
Total Rushing Plays										39	41	Passing										3	3
Average gain per rushing play										4.0	3.0	Interceptions										1	0
Fumbles for a loss-number and yards										0-0	2-4	Punt Returns										0	1
NET YARDS PASSING										324	273	Kickoff Returns										0	1
Times thrown - yards lost attempting to pass										1-7	3-17	EXTRA POINTS Made-Attempts										5-5	5-5
Gross yards passing										331	290	Kicking Made-Attempts										5-5	5-5
PASS ATTEMPTS-COMPLETIONS-HAD INTERCEPTED										34-18-0	43-28-2	FIELD GOALS Made-Attempts										1-1	0-1
Avg gain per pass play (inc.# thrown passing)										9.3	5.9	RED ZONE EFFICIENCY										1-1-100%	3-3-100%
KICKOFFS Number-In End Zone-Touchbacks										6-4-2	7-5-3	GOAL TO GO EFFICIENCY										1-1-100%	0-0-0%
PUNTS Number and Average										8-48.3	5-48.8	SAFETIES										0	0
Had Blocked										0	0	FINAL SCORE										38	35
												TIME OF POSSESSION										36:36	40:06

BRONCOS DEFENSIVE STATISTICS

(based on coaches' film review)

PLAYER	UT	A	TT	S-YDS	I-YDS	PD	FF	FR	PLAYER	UT	A	TT	S-YDS	I-YDS	PD	FF	FR
V. Miller	7	2	9	0.5-3.5	0-0	0	0	0	D. Williams	2	1	3	0-0	0-0	0	0	0
W. Woodyard	7	0	7	0-0	0-0	0	0	0	K. Brooking	1	2	3	0-0	0-0	0	0	1
R. Moore	6	1	7	0-0	0-0	0	0	0	M. Unrein	1	2	3	0-0	0-0	0	0	0
J. Bannan	5	2	7	0-0	0-0	1	0	0	C. Bailey	2	0	2	0-0	0-0	1	0	0
K. Vickerson	2	2	4	0-0	0-0	0	0	0	M. Adams	2	0	2	0-0	0-0	1	0	0
C. Harris	3	0	3	0-0	0-0	4	0	0	J. Leonhard	2	0	2	0-0	0-0	0	0	0
E. Dumervil	2	1	3	0.5-3.5	0-0	0	0	0	T. Carter	1	0	1	0-0	0-0	0	0	0
D. Wolfe	2	1	3	0-0	0-0	0	0	0	TEAM TOTALS	45	14	59	1-7	0-0	7	0	1



New England 45, Denver 10

Saturday, Jan. 14, 2012 • 8:15 p.m. EST • Gillette Stadium • Foxborough, Mass.

WEATHER: Partly Cloudy, 24° (wind chill 12°), Wind WNW 13 mph • **TIME:** 3:10 • **ATTENDANCE:** 68,756

2011 AFC Divisional Playoff Game

The Denver Broncos fell short of extending their magical season all the way to the AFC Championship Game with a 45-10 loss to the New England Patriots at Gillette Stadium in front of 68,756 fans.

Unable to avenge its Week 15 home loss to the Patriots, Denver surrendered 509 yards of total offense to New England, including 363 passing yards and an NFL postseason record-tying six touchdowns by quarterback Tom Brady.

Battling frigid temperatures throughout the evening, Brady completed 26-of-34 passes (76.5%) and threw scoring strikes to four different receivers.

Patriots tight end Rob Gronkowski was Brady's primary target throughout the contest, reeling in 10 receptions for 143 yards and three first-half touchdowns.

New England took just 1:51 to record its first touchdown—a 7-yard strike from Brady to wide receiver Wes Welker. Gronkowski made a 10-yard scoring catch on the Patriots' next possession to give the home team an early 14-0 advantage.

An interception by rookie safety Quinton Carter gave Denver the ball at New England's 24-yard line late in the opening quarter, and the Broncos capitalized by cutting the deficit to seven in just four plays. Running back Willis McGahee, who led all rushers with 76 yards on 17 carries (4.5 avg.) scored on a 5-yard run to put Denver on the scoreboard and close to within 14-7.

New England scored 21 unanswered points in the final 7:42 of the second quarter—Brady found Gronkowski for two more scores and connected with wide receiver Deion Branch for a 61-yard touchdown—and the Patriots led 35-7 at the half.

The Patriots thwarted any comeback attempt by the Broncos with a touchdown on their first possession of the second half—a 17-yard pass from Brady to tight end Aaron Hernandez to put them up 42-7.

The two teams traded field goals late in the game for the final 45-10 score that punched New England's ticket to the conference championship for the sixth time in 11 years.

In the loss, Carter became just the ninth rookie in the Super Bowl era to record an interception in back-to-back playoff games.

Broncos wide receiver Demaryius Thomas continued his season surge by catching a team-best six passes for 93 yards (15.5 avg.), and linebacker Joe Mays led all Broncos defenders with nine total tackles (4 solo).

OFFICIALS:

Referee — Gene Steratore (114); **Umpire** — Bill Schuster (129); **Head Linesman** — Wayne Mackie (106); **Line Judge** — Ron Marinucci (107); **Side Judge** — Joe Larrew (73); **Field Judge** — Bob Waggoner (25); **Back Judge** — Dino Paganelli (105); **Replay** — Paul Weidner.

DENVER BRONCOS

OFFENSE		DEFENSE	
WR 88	D. Thomas	LDE 98	R. McBean
LT 78	R. Clady	NT 79	M. Thomas
LG 64	Z. Beadles	RDE 92	E. Dumervil
C 50	J. Walton	SLB 58	V. Miller
RG 71	R. Hochstein	MLB 51	J. Mays
RT 74	O. Franklin	WLB 55	D. Williams
TE 86	D. Fells	LCB 24	C. Bailey
TE 81	D. Rosario	RCB 21	A. Goodman
QB 15	T. Tebow	FB 30	D. Bruton
RB 23	W. McGahee	SS 28	Q. Carter
TE 85	V. Green	CB 25	C. Harris

BRONCOS SUBSTITUTIONS: P 4 B. Colquitt, K 5 M. Prater, WR 12 M. Willis, WR 16 D. Goodwin, WR 19 E. Royal, S 26 R. Moore, CB 29 J. Wilhite, CB 32 T. Carter, RB 35 L. Ball, S 36 R. Bush, RB 37 J. Johnson, WLB 52 W. Woodyard, LS 54 D. Binn, MLB 56 N. Irving, MLB 57 M. Haggan, LB 59 B. Iwuh, G 65 M. Ramirez, T 75 C. Clark, DT 77 B. Bunkley, DE 90 J. Hunter, DE 91 R. Ayers, DT 96 M. Unrein. **DID NOT PLAY:** QB 9 Brady Quinn, T 76 Tony Hills. **INACTIVE:** S 20 B. Dawkins, LB 53 M. Mohamed, LS 66 L. Paxton, T 72 R. Harris, TE 80 J. Thomas, WR 87 E. Decker, DE 95 D. Harvey.

NEW ENGLAND PATRIOTS

OFFENSE		DEFENSE	
WR 83	W. Welker	LE 75	V. Wilfork
LT 72	M. Light	DT 74	K. Love
LG 70	L. Mankins	DT 71	B. Deaderick
C 63	D. Connolly	RE 95	M. Anderson
RG 54	B. Waters	LB 50	R. Ninkovich
RT 77	N. Solder	LB 51	J. Mayo
TE 87	R. Gronkowski	LB 55	B. Spikes
WR 84	D. Branch	LCB 32	D. McCourty
QB 12	T. Brady	RCB 24	K. Arrington
TE 81	A. Hernandez	S 44	J. Ihedigbo
RB 42	B. Green-Ellis	S 25	P. Chung

PATRIOTS SUBSTITUTIONS: K 3 S. Gostkowski, WR 10 T. Underwood, WR 11 J. Edelman, P 14 Z. Mesko, WR 18 M. Slater, RB 22 S. Ridley, CB 27 A. Molden, DB 29 S. Moore, S 31 S. Brown, RB 33 K. Faulk, FB 36 L. Polite, RB 39 D. Woodhead, DB 41 M. Williams, LS 48 D. Aiken, LB 52 D. Fletcher, L 58 T. White, OL 61 M. Cannon, C 62 R. Wendell, OL 65 N. McDonald, WR 85 C. Ochocinco, LB 90 N. Koussouvides, DE 94 S. Ellis, DL 98 G. Warren. **DID NOT PLAY:** QB 8 B. Hoyer. **INACTIVE:** QB 15 R. Mallett, DB 23 N. Jones, RB 34 S. Vereen, LB 59 G. Guyton, OL 64 D. Thomas, T 76 S. Vollmer, DL 97 R. Brace.

		1	2	3	4	OT	TOTAL	FIELD GOALS (made () & missed)
VISITOR	Denver Broncos	0	7	3	0	—	10	M. Prater (41)
HOME	New England Patriots	14	21	7	3	—	45	S. Gostkowski (20)

Team	Qtr	Clock Time	PLAY DESCRIPTION (Extra Point) (Drive Info)	SCORE	
				Visitor	Home
PATRIOTS	1	13:09	W. Welker 7 yd. pass from T. Brady (S. Gostkowski kick) (5-80, 1:51)	0	7
PATRIOTS	1	6:42	R. Gronkowski 10 yd. pass from T. Brady (S. Gostkowski kick) (7-59, 3:25)	0	14
BRONCOS	2	14:54	W. McGahee 5 yd. run (M. Prater kick) (4-24, 2:06)	7	14
PATRIOTS	2	7:42	R. Gronkowski 12 yd. pass from T. Brady (S. Gostkowski kick) (8-52, 3:35)	7	21
PATRIOTS	2	1:57	D. Branch 61 yd. pass from T. Brady (S. Gostkowski kick) (2-72, 0:30)	7	28
PATRIOTS	2	0:05	R. Gronkowski 19 yd. pass from T. Brady (S. Gostkowski kick) (5-58, 1:04)	7	35
PATRIOTS	3	11:46	A. Hernandez 17 yd. pass from T. Brady (S. Gostkowski kick) (4-44, 1:40)	7	42
BRONCOS	3	2:14	M. Prater 41 yd. Field Goal (14-58, 6:16)	10	42
PATRIOTS	4	12:39	S. Gostkowski 20 yd. Field Goal (11-78, 4:35)	10	45

FINAL INDIVIDUAL STATISTICS

Denver Broncos											New England Patriots											
RUSHING	ATT	YDS	AVG	LG	TD						RUSHING	ATT	YDS	AVG	LG	TD						
W. McGahee	17	76	4.5	19	1						A. Hernandez	5	61	12.2	43	0						
L. Ball	13	44	3.4	13	0						B Green-Ellis	13	28	2.2	9	0						
T. Tebow	5	13	2.6	14	0						D. Woodhead	4	25	6.3	11	0						
J. Johnson	4	10	2.5	6	0						S. Ridley	4	21	5.3	11	0						
E. Royal	1	1	1.0	1	0						T. Brady	3	8	2.7	4	0						
TOTAL	40	144	3.6	19	1						TOTAL	30	146	4.9	43	0						
PASSING											PASSING											
	ATT	CMP	YDS	TKD/ YD	TD	LG	IN	Rtg.				ATT	CMP	YDS	TKD/ YD	TD	LG	IN	Rtg.			
T. Tebow	26	9	136	5/28	0	41	0	52.7			T. Brady	34	26	363	0/0	6	61	1	137.6			
TOTAL	26	9	136	5/28	0	41	0	52.7			TOTAL	34	26	363	0/0	6	61	1	137.6			
PASS RECEIVING											PASS RECEIVING											
	NO	YDS	AVG	LG	TD							NO	YDS	AVG	LG	TD						
D. Thomas	6	93	15.5	41	0						R. Gronkowski	10	145	14.5	28	3						
E. Royal	2	25	12.5	15	0						W. Welker	6	55	9.2	17	1						
M. Willis	1	18	18.0	18	0						A. Hernandez	4	55	13.8	20	1						
TOTAL	9	136	15.1	41	0						TOTAL	26	363	14.0	61	6						
INTERCEPTIONS											INTERCEPTIONS											
	NO	YDS	AVG	LG	TD							NO	YDS	AVG	LG	TD						
Q. Carter	1	17	17.0	17	0						TOTAL	0	0	0.0	—	0						
TOTAL	1	17	17.0	17	0						TOTAL	0	0	0.0	—	0						
PUNTING											PUNTING											
	NO	YDS	AVG	NET	TB	IN20	LG					NO	YDS	AVG	NET	TB	IN20	LG				
B. Colquitt	7	272	38.9	34.9	0	1	44				Z. Mesko	2	78	39.0	39.0	0	2	40				
TOTAL	7	272	38.9	34.9	0	1	44				TOTAL	3	126	42.0	42.0	0	3	48				
PUNT RETURNS											PUNT RETURNS											
	NO	YDS	AVG	FC	LG	TD						NO	YDS	AVG	FC	LG	TD					
E. Royal	0	0	0.0	1	—	0					J. Edelman	2	28	14.0	1	15	0					
[DOWNED]	1	0	0.0	0	—	0					W. Welker	0	0	0.0	1	—	0					
[OUT OF BOUNDS]	1	0	0.0	0	—	0					K. Faulk	0	0	0.0	2	—	0					
RETURNS	2	0	0.0	1	—	0					RETURNS	2	28	14.0	4	15	0					
KICKOFF RETURNS											KICKOFF RETURNS											
	NO	YDS	AVG	FC	LG	TD						NO	YDS	AVG	FC	LG	TD					
M. Willis	4	68	17.0	0	25	0					D. Woodhead	1	28	28.0	0	28	0					
[TOUCHBACK]	4	0	0.0	0	—	0					[TOUCHBACK]	2	0	0.0	0	—	0					
RETURNS	4	68	17.0	0	25	0					RETURNS	1	28	28.0	0	28	0					
Denver Broncos											New England Patriots											
	Fum	Lost	Rec.	Yds	TD	FF	Rec.	Yds	TD	Bnds		Fum	Lost	Rec.	Yds	TD	FF	Rec.	Yds	TD	Bnds	
M. Willis	1	0	1	0	0	0	0	0	0	0		S. Ridley	1	1	0	0	0	0	0	0	0	0
T. Tebow	1	1	0	0	0	0	0	0	0	0		K. Arrington	0	0	0	0	1	0	0	0	0	0
B. Bunkley	0	0	0	0	0	1	0	0	0	0		R. Ninkovich	0	0	0	0	1	0	0	0	0	0
M. Thomas	0	0	0	0	0	1	0	0	0	0		B. Spikes	0	0	0	0	0	1	0	0	0	0
TOTAL	2	1	0	0	1	0	1	0	0	0		TOTAL	1	1	0	0	2	1	0	0	0	0

FINAL TEAM STATISTICS

	BRONCOS	PATRIOTS		BRONCOS	PATRIOTS
TOTAL FIRST DOWNS	15	31	Fgs - PATs Had Blocked	0-0	0-0
By Rushing	7	9	Net Punting Average	34.9	42.0
By Passing	7	19	TOTAL RETURN YARDAGE (Not Including Kickoffs)	17	28
By Penalty	1	3	No. and Yards Punt Returns	0-0	2-28
THIRD DOWN EFFICIENCY	7-18-39%	3-6-50%	No. and Yards Kickoff Returns	4-68	1-28
FOURTH DOWN EFFICIENCY	2-3-67%	0-0-0%	No. and Yards Interception Returns	1-17	0-0
TOTAL NET YARDS	252	509	PENALTIES Number and Yards	5-55	2-20
Total Offensive Plays (inc. times thrown passing)	71	64	FUMBLES Number and Lost	2-1	1-1
Average gain per offensive play	3.5	8.0	TOUCHDOWNS	1	6
NET YARDS RUSHING	144	146	Rushing	1	0
Total Rushing Plays	40	30	Passing	0	6
Average gain per rushing play	3.6	4.9	EXTRA POINTS Made-Attempts	1-1	6-6
Tackles for a loss-number and yards	9-26	3-5	Kicking Made-Attempts	1-1	6-6
NET YARDS PASSING	108	363	FIELD GOALS Made-Attempts	1-1	1-1
Times thrown - yards lost attempting to pass	5-28	0-0	RED ZONE EFFICIENCY	1-3-33%	5-6-83%
Gross yards passing	136	363	GOAL TO GO EFFICIENCY	1-2-50%	1-2-50%
PASS ATTEMPTS-COMPLETIONS-HAD INTERCEPTED	26-9-0	34-26-1	SAFETIES	0	0
Avg gain per pass play (inc. # thrown passing)	3.5	10.7	FINAL SCORE	10	45
KICKOFFS Number-In End Zone-Touchbacks	3-2-2	8-6-4	TIME OF POSSESSION	33:23	26:37
PUNTS Number and Average	7-38.9	3-42.0			
Had Blocked	0	0			

BRONCOS DEFENSIVE STATISTICS

(based on coaches' film review)

PLAYER	UT	A	TT	S-YDS	I-YDS	PD	FF	FR	PLAYER	UT	A	TT	S-YDS	I-YDS	PD	FF	FR
J. Mays	4	5	9	0-0	0-0	1	0	0	J. Hunter	1	2	3	0-0	0-0	0	0	0
C. Harris	3	5	8	0-0	0-0	0	0	0	A. Goodman	2	0	2	0-0	0-0	0	0	0
R. Bush	2	6	8	0-0	0-0	0	0	0	C. Bailey	0	2	2	0-0	0-0	0	0	0
D. Williams	1	7	8	0-0	0-0	0	0	0	R. Ayers	0	2	2	0-0	0-0	0	0	0
D. Bruton	3	4	7	0-0	0-0	0	0	0	N. Irving	1	0	1	0-0	0-0	0	0	0
R. McBean	4	1	5	0-0	0-0	0	0	0	E. Dumervil	0	1	1	0-0	0-0	0	0	0
Q. Carter	1	4	5	0-0	1-17	1	0	0	M. Unrein	0	1	1	0-0	0-0	0	0	0
B. Bunkley	2	2	4	0-0	0-0	0	1	0	TEAM TOTALS	27	46	73	0-0	1-17	2	1	1
M. Thomas	2	2	4	0-0	0-0	0	0	1									
R. Moore	1	2	3	0-0	0-0	0	0	0									



Denver 29, Pittsburgh 23 OT

Sunday, Jan. 8, 2012 • 2:40 p.m. MST • Sports Authority Field at Mile High • Denver

WEATHER: Sunny, 40° (wind chill 36°), Wind S 6 mph • **TIME:** 3:27 • **ATTENDANCE:** 75,970

2011 AFC Wild Card Game

The Denver Broncos rode record-setting performances by wide receiver Demaryius Thomas and quarterback Tim Tebow to a 29-23 overtime victory over the Pittsburgh Steelers in front of a sell-out crowd at Sports Authority Field at Mile High.

With the win, the Broncos snapped a three-game losing streak to end the regular season and earned their first playoff victory in six years.

Thomas set a franchise postseason record for receiving yards, catching four passes for 204 yards (51.0 avg.), including an 80-yard touchdown reception on the first play of overtime to secure the win. Tebow completed 10-of-21 passes for a career-high 316 yards and two scores against the NFL's top-ranked defense.

The Steelers seized momentum early, opening up a 6-0 lead in the first quarter on the strength of two Sean Suisham field goals, but the Broncos shook off the slow start, outscoring the Steelers 20-0 in the second quarter.

Wide receiver Eddie Royal put the Broncos on the board, hauling in a 30-yard touchdown pass from Tebow in tight coverage. Tebow followed the score with a touchdown of his own, an 8-yard run with 10:36 remaining in the second quarter to give Denver a 14-6 lead.

Broncos kicker Matt Prater added a pair of field goals before the half to give Denver a 20-6 advantage at the break.

On their only possession of the third quarter, the Steelers sustained an 11-play, 92-yard drive that was capped by a one-yard run by wide receiver Mike Wallace to bring them within a touchdown, 20-13. Prater added to the lead on the Broncos' ensuing possession, connecting on a 35-yard field goal to give Denver a 10-point cushion.

After Broncos running back Willis McGahee was stripped by Pittsburgh safety Ryan Mundy near midfield late in the game, Pittsburgh quarterback Ben Roethlisberger took advantage of the field position, finding wide receiver Jerrieco Cotchery for a 31-yard touchdown to knot the score at 23-23. Pittsburgh threatened once more in the final minute of regulation, but a sack of Roethlisberger by defensive end Robert Ayers ended the drive and sent the game into overtime.

On the first play in the extra frame, Thomas broke free for a completion over the middle and rumbled 80 yards for the longest game-ending play in overtime in postseason history to secure a 29-23 victory.

OFFICIALS:

Referee — Ron Winter (14); **Umpire** — Richard Hall (49); **Head Linesman** — Julian Mapp (52); **Line Judge** — Gary Arthur (108); **Side Judge** — Ronald Torbert (62); **Field Judge** — Scott Steinhilber (88); **Back Judge** — Richard Reels (83); **Replay** — Carl Madsen.

DENVER BRONCOS

OFFENSE		DEFENSE	
WR 87	E. Decker	DE 56	R. Ayers
WR 88	D. Thomas	NT 77	B. Bunkley
LT 78	R. Clady	DT 79	M. Thomas
LG 64	Z. Beadles	RDE 92	E. Dumervil
C 50	J. Walton	SLB 58	V. Miller
RG 71	R. Hochstein	MLB 51	J. Mays
TE 74	O. Franklin	WLB 55	D. Williams
TE 86	D. Fells	LCB 24	C. Bailey
WR 19	E. Royal	RCB 21	A. Goodman
QB 15	T. Tebow	FS 30	D. Bruton
RB 23	W. McGahee	SS 28	Q. Carter

BRONCOS SUBSTITUTIONS: P 4 B. Colquitt, K 5 M. Prater, WR 12 M. Willis, CB 25 C. Harris, CB 29 J. Wilhite, CB 32 T. Carter, RB 35 L. Ball, S 36 R. Bush, RB 37 J. Johnson, WLB 52 W. Woodyard, MLB 56 N. Irving, MLB 57 M. Haggan, LB 59 B. Iwuh, G 65 M. Ramirez, LS 66 L. Paxton, T 75 C. Clark, T 76 T. Hills, TE 81 D. Rosario, TE 85 V. Green, DE 90 J. Hunter, DT 96 M. Unrein, DT 98 R. McBean, **DID NOT PLAY:** QB 9 B. Quinn, S 26 R. Moore. **INACTIVE:** S 20 B. Dawkins, FB 40 A. Sylvester, FB 46 S. Larsen, LB 53 M. Mohamed, T 72 R. Harris, TE 80 J. Thomas, DE 95 D. Harvey.

PITTSBURGH STEELERS

OFFENSE		DEFENSE	
LT 78	M. Starks	DE 96	Z. Hood
LG 68	C. Kemoeatu	NT 98	C. Hampton
C 64	D. Legursky	DE 99	B. Keisel
RG 73	R. Foster	LOLB 56	L. Woodley
RT 77	M. Gilbert	LILB 51	J. Farrow
TE 83	H. Miller	RILB 94	L. Timmons
TE 82	W. Saunders	ROLB 92	J. Harrison
RB 33	I. Redman	LCB 22	W. Gay
FB 85	D. Johnson	FS 29	R. Mundy
QB 7	B. Roethlisberger	SS 43	T. Polamalu
WR 17	M. Wallace	RCB 24	I. Taylor

STEELERS SUBSTITUTIONS: K 6 S. Suisham, P 13 J. Kapinos, CB 20 B. McFadden, CB 23 K. Lewis, S 26 W. Allen, RB 30 C. Spann, CB 37 A. Madison, RB 38 J. Clay, S 42 D. Cromartie-Smith, LB 50 L. Foote, LB 55 S. Sylvester, LS 60 G. Warren, OT 72 J. Scott, OG 79 T. Essex, WR 81 A. Battle, WR 84 A. Brown, WR 86 H. Ward, WR 88 E. Sanders, WR 89 J. Cotchery, NT 90 S. McLendon, LB 93 J. Worldis, DE 97 C. Heyward, **DID NOT PLAY:** QB 10 D. Dixon, QB 16 C. Batch, **DID NOT PLAY:** QB 10 D. Dixon, QB 16 C. Batch. **INACTIVE:** RB 21 M. Moore, S 25 R. Clark, CB 28 C. Allen, C 53 M. Pouncey, LB 57 M. Ivy, DE 65 A. Woods, OT 69 J. Meredith.

		1	2	3	4	OT	TOTAL	FIELD GOALS (made () & missed)	
VISITOR	Pittsburgh Steelers	6	0	7	10	0	23	S. Suisham (45) (38) (37)	
HOME	Denver Broncos	0	20	0	3	6	29	M. Prater (20) (28) (35)	

Team	Qtr	Clock Time	PLAY DESCRIPTION (Extra Point) (Drive Info)	SCORE	
				Visitor	Home
STEELERS	1	11:14	S. Suisham 45 yd. Field Goal (8-53, 3:46)	3	0
STEELERS	1	0:23	S. Suisham 38 yd. Field Goal (12-47, 5:50)	6	0
BRONCOS	2	13:24	E. Royal 30 yd. pass from T. Tebow (M. Prater kick) (5-80, 1:59)	6	7
BRONCOS	2	10:36	T. Tebow 8 yd. run (M. Prater kick) (4-73, 2:18)	6	14
BRONCOS	2	7:30	M. Prater 20 yd. Field Goal (4-16, 1:44)	6	17
BRONCOS	2	1:05	M. Prater 28 yd. Field Goal (8-59, 4:04)	6	20
STEELERS	3	4:29	M. Wallace 1 yd. run (S. Suisham kick) (11-87, 5:56)	13	20
BRONCOS	4	13:10	M. Prater 35 yd. Field Goal (12-63, 6:19)	13	23
STEELERS	4	9:59	S. Suisham 37 yd. Field Goal (7-61, 3:11)	16	23
STEELERS	4	3:48	J. Cotchery 31 yd. pass from B. Roethlisberger (S. Suisham kick) (7-55, 3:47)	23	23
BRONCOS	5	14:49	D. Thomas 80 yd. pass from T. Tebow (1-80, 0:11)	23	29

FINAL INDIVIDUAL STATISTICS

Pittsburgh Steelers										Denver Broncos														
RUSHING	ATT	YDS	AVG	LG	TD	RUSHING	ATT	YDS	AVG	LG	TD	RUSHING	ATT	YDS	AVG	LG	TD							
I. Redman	17	121	7.1	32	0	W. McGahee	19	61	3.2	11	0	A. Brown	1	18	18.0	18	0							
A. Brown	1	18	18.0	18	0	T. Tebow	10	50	5.0	11	1	B. Roethlisberger	3	15	5.0	9	0							
B. Roethlisberger	3	15	5.0	9	0	L. Ball	4	11	2.8	5	0	J. Clay	1	1	1.0	1	0							
J. Clay	1	1	1.0	1	0	E. Decker	1	9	9.0	9	0	M. Wallace	1	1	1.0	1	1							
M. Wallace	1	1	1.0	1	1	TOTAL	34	131	3.9	11	1	TOTAL	23	156	6.8	32	1							
TOTAL	23	156	6.8	32	1	TOTAL	34	131	3.9	11	1	TOTAL	23	156	6.8	32	1							
PASSING	ATT	CMP	YDS	YD	TD	LG	IN	Rtg.	PASSING	ATT	CMP	YDS	YD	TD	LG	IN	Rtg.							
B. Roethlisberger	40	22	289	5/45	1	33	1	75.9	T. Tebow	21	10	316	0/0	2	80	0	125.6							
TOTAL	40	22	289	5/45	1	33	1	75.9	TOTAL	21	10	316	0/0	2	80	0	125.6							
PASS RECEIVING	NO	YDS	AVG	LG	TD	PASS RECEIVING	NO	YDS	AVG	LG	TD	PASS RECEIVING	NO	YDS	AVG	LG	TD							
E. Sanders	6	81	13.5	18	0	D. Thomas	4	204	51.0	30	1	A. Brown	5	70	14.0	25	0							
A. Brown	5	70	14.0	25	0	E. Royal	3	49	16.3	30	1	H. Miller	5	60	12.0	33	0							
H. Miller	5	60	12.0	33	0	D. Fells	2	57	28.5	40	0	M. Wallace	3	26	8.7	17	0							
M. Wallace	3	26	8.7	17	0	L. Ball	1	6	6.0	6	0	I. Redman	2	21	10.5	12	0							
I. Redman	2	21	10.5	12	0	TOTAL	10	316	31.6	80	2	J. Cocthery	1	31	31.0	31	1							
J. Cocthery	1	31	31.0	31	1	TOTAL	10	316	31.6	80	2	TOTAL	22	289	13.1	33	1							
TOTAL	22	289	13.1	33	1	TOTAL	10	316	31.6	80	2	TOTAL	22	289	13.1	33	1							
INTERCEPTIONS	NO	YDS	AVG	LG	TD	INTERCEPTIONS	NO	YDS	AVG	LG	TD	INTERCEPTIONS	NO	YDS	AVG	LG	TD							
Q. Carter	1	9	9.0	9	0	TOTAL	1	9	9.0	9	0	TOTAL	0	0	0.0	0	0							
TOTAL	0	0	0.0	0	0	TOTAL	1	9	9.0	9	0	TOTAL	0	0	0.0	0	0							
PUNTING	NO	YDS	AVG	NET	TB	IN20	LG	PUNTING	NO	YDS	AVG	NET	TB	IN20	LG	TD								
J. Kapinos	4	184	46.0	39.3	0	2	62	B. Colquitt	4	164	41.0	41.0	0	1	50	0								
TOTAL	4	184	46.0	39.3	0	2	62	TOTAL	4	164	41.0	41.0	0	1	50	0								
PUNT RETURNS	NO	YDS	AVG	FC	LG	TD	PUNT RETURNS	NO	YDS	AVG	FC	LG	TD	PUNT RETURNS	NO	YDS	AVG	FC	LG	TD				
A. Brown	0	0	0.0	3	—	0	E. Royal	3	27	9.0	1	18	0	A. Brown	0	0	0.0	3	—	0				
[DOWNED]	1	0	0.0	0	—	0	RETURNS	3	27	9.0	1	18	0	[DOWNED]	1	0	0.0	0	—	0				
RETURNS	0	0	0.0	3	—	0	RETURNS	3	27	9.0	1	18	0	RETURNS	0	0	0.0	3	—	0				
KICKOFF RETURNS	NO	YDS	AVG	FC	LG	TD	KICKOFF RETURNS	NO	YDS	AVG	FC	LG	TD	KICKOFF RETURNS	NO	YDS	AVG	FC	LG	TD				
[TOUCHBACK]	6	0	0.0	0	—	0	M. Willis	1	19	19.0	0	19	0	[TOUCHBACK]	6	0	0.0	0	—	0				
RETURNS	0	0	0.0	0	—	0	RETURNS	1	19	19.0	0	19	0	RETURNS	0	0	0.0	0	—	0				
Pittsburgh Steelers	Own	Opp.	Out	FUMBLES	Fum	Lost	Rec.	Yds	TD	FF	Rec.	Yds	TD	Bnds	Denver Broncos	Own	Opp.	Out						
B. Roethlisberger	1	0	1	0	0	0	0	0	0	0	0	0	0	0	W. McGahee	2	1	0	0	0	0	0	0	
B. Lagursky	1	0	0	-23	0	0	0	0	0	0	0	0	0	0	J. Walton	0	0	1	0	0	0	0	0	
H. Miller	0	0	1	0	0	0	0	0	0	0	0	0	0	0	E. Dumervil	0	0	0	0	0	1	0	0	0
R. Mundy	0	0	0	0	0	2	0	0	0	0	0	0	0	0	TOTAL	2	1	1	0	0	1	0	0	0
L. Woodley	0	0	0	0	0	1	0	0	0	0	0	0	0	TOTAL	2	1	1	0	0	1	0	0	0	
TOTAL	2	0	2	-23	0	2	1	0	0	0	0	0	0	TOTAL	2	1	1	0	0	1	0	0	0	

FINAL TEAM STATISTICS

STEELERS										BRONCOS															
TOTAL FIRST DOWNS	21					18					FGs - PATs Had Blocked					0-0									
By Rushing	9					6					Net Punting Average					39.3					41.0				
By Passing	11					9					TOTAL RETURN YARDAGE (Not Including Kickoffs)					0					36				
By Penalty	1					3					No. and Yards Punt Returns					0-0					3-27				
THIRD DOWN EFFICIENCY	7-16-44%					3-10-30%					No. and Yards Kickoff Returns					0-0					1-19				
FOURTH DOWN EFFICIENCY	0-1-0%					0-0-0%					No. and Yards Interception Returns					0-0					1-9				
TOTAL NET YARDS	400					447					PENALTIES Number and Yards					6-61					5-30				
Total Offensive Plays (inc. times thrown passing)	68					55					FUMBLES Number and Lost					2-0					2-1				
Average gain per offensive play	5.9					8.1					TOUCHDOWNS					2					3				
NET YARDS RUSHING	156					131					Rushing					1					1				
Total Rushing Plays	23					34					Passing					1					2				
Average gain per rushing play	6.8					3.9					EXTRA POINTS Made-Attempts					0-0					2-2				
Tackles for a loss-number and yards	0-0					2-4					Kicking Made-Attempts					2-2					2-2				
NET YARDS PASSING	244					316					FIELD GOALS Made-Attempts					3-3					3-3				
Times thrown - yards lost attempting to pass	5-45					0-0					RED ZONE EFFICIENCY					1-2-50%					1-4-25%				
Gross yards passing	289					316					GOAL TO GO EFFICIENCY					1-1-100%					0-1-0%				
PASS ATTEMPTS-COMPLETIONS-HAD INTERCEPTED	40-22-1					21-10-0					SAFETIES					0					0				
Avg gain per pass play (inc. # thrown passing)	5.4					15.0					FINAL SCORE					23					29				
KICKOFFS Number-In End Zone-Touchbacks	7-7-6					6-6-6					TIME OF POSSESSION					31:06					29:05				
PUNTS Number and Average	4-46-0					4-41-0																			
Had Blocked	0					0																			

BRONCOS DEFENSIVE STATISTICS

(based on press box totals)

PLAYER	UT	A	TT	S-YDS	I-YDS	PD	FF	FR	PLAYER	UT	A	TT	S-YDS	I-YDS	PD	FF	FR
D. Bruton	8	0	8	0-0	0-0	1	0	0	A. Goodman	3	0	3	0-0	0-0	0	0	0
J. Mays	5	1	6	0-0	0-0	0	0	0	B. Bunkley	2	0	2	1-6	0-0	0	0	0
D. Williams	5	0	5	0-0	0-0	2	0	0	E. Dumervil	2	0	2	1-11	0-0	0	1	0
Q. Carter	5	0	5	0-0	1-9	1	0	0	M. Thomas	1	0	1	0-0	0-0	0	0	0
C. Harris	4	1	5	0-0	0-0	0	0	0	R. Bush	1	0	1	0-0	0-0	0	0	0
R. Ayers	3	0	3	2-24	0-0	0	0	0	J. Hunter	1	0	1	0-0	0-0	0	0	0
V. Miller	3	0	3	1-4	0-0	0	0	0	TEAM TOTALS	46	2	48	5-45	1-9	7	1	0
C. Bailey	3	0	3	0-0	0-0	3	0	0									



Pittsburgh 34, Denver 17

Sunday, Jan. 22, 2006 • 1:08 p.m. MST • INVESCO Field at Mile High • Denver

WEATHER: Sunny, 34° (wind chill 18°), Wind SE 11 mph • **TIME:** 3:03 • **ATTENDANCE:** 76,775

2005 AFC Championship Game

The Denver Broncos' 2005 season ended one game short of Super Bowl XL with a 34-17 loss to the Pittsburgh Steelers in the AFC Championship Game at INVESCO Field at Mile High in front of 76,775 fans.

The Broncos' defeat was their first ever at home in an AFC title game as the team entered its contest against Pittsburgh 4-0 in those situations. The loss snapped Denver's 11-game overall home winning streak and was only the Broncos' third defeat in their 15 all-time home postseason playoff games.

A week after forcing five turnovers to beat the Patriots in the Divisional Round, Denver recorded four giveaways against the Steelers. Pittsburgh scored 24 points off two interceptions and two fumbles by the Broncos, who surrendered only 27 points off giveaways during the entire 2005 regular season.

Pittsburgh converted 10-of-16 third-down attempts (62.5%), including eight of its first nine such attempts, to take control of the game. Quarterback Ben Roethlisberger compiled a 124.9 passer rating, throwing for 275 yards with two touchdowns and no interceptions to lead Pittsburgh to its sixth Super Bowl.

Broncos quarterback Jake Plummer completed 18-of-30 passes (60.0%) for 223 yards with one touchdown and two interceptions. Denver wide receiver Rod Smith caught four passes for 61 yards (15.3 avg.), becoming the Broncos' all-time leader in career postseason receptions (49).

The Steelers scored the game's first points on a 47-yard field goal by Jeff Reed at 4:11 of the first quarter. Pittsburgh extended its lead to 10-0 on a 12-yard touchdown grab by wide receiver Cedric Wilson at 14:54 of the second quarter.

Jason Elam's 23-yard field goal on Denver's next drive trimmed the Broncos' deficit, but the Steelers went ahead 17-3 on a 3-yard touchdown run by Jerome Bettis with 1:55 left in the first half.

Plummer was intercepted on the first play of Denver's ensuing series. The turnover proved costly as wide receiver Hines Ward caught a 17-yard touchdown pass with seven seconds remaining in the first half to put Denver behind 24-3.

Plummer moved the Broncos within 14, 24-10, on a 30-yard touchdown pass to wide receiver Ashley Lelie with 3:36 left in the third quarter. Denver also closed its deficit to 10, 27-17, on a 3-yard touchdown run by Mike Anderson with 7:52 left in the game.

The Steelers sealed the win on Roethlisberger's 4-yard touchdown run at 2:59 of the fourth quarter.

OFFICIALS:

Referee — Terry McAulay (77); **Umpire** — Scott Dawson (70); **Head Linesman** — Derick Bowers (74); **Line Judge** — Mark Steinkirchner (84); **Side Judge** — Doug Toole (4); **Field Judge** — Gene Stretatore (114); **Back Judge** — Keith Ferguson (61); **Replay** — Bob McGrath/Dean Blandino.

DENVER BRONCOS

OFFENSE		DEFENSE	
WR 80 R. Smith		LE 98 C. Brown	
LT 78 M. Lepsis		LT 96 M. Myers	
LG 50 B. Hamilton		RT 61 G. Warren	
C 66 T. Nalen		RE 93 T. Pryce	
RG 65 C. Carlisle		WLB 52 I. Gold	
RT 72 G. Foster		MLB 56 A. Wilson	
TE 82 S. Alexander		SLB 55 DJ. Williams	
TE 84 W. Duke		LCB 24 C. Bailey	
QB 16 J. Plummer		RCB 22 D. Foxworth	
RB 38 M. Anderson		SS 25 N. Ferguson	
FB 39 K. Johnson		FS 47 J. Lynch	

BRONCOS SUBSTITUTIONS: K 1 J. Elam, P 10 T. Sauerbrun, WR 14 T. Devoe, RB 26 T. Bell, CB 27 Da. Williams, RB 33 R. Dayne, RB 37 C. Sapp, S 40 C. Cox, CB 41 K. Paymah, S 42 S. Brandon, LB 51 K. Burns, LB 53 L. Green, LB 54 P. Chukwurah, C/G 62 C. Myers, T 74 C. Green, WR 81 C. Adams, TE/LS 83 M. Leach, WR 85 A. Lelie, TE 88 J. Putzier, DE 91 E. Ekuban, DE 95 M. Coleman, DT 97 D. Veal. **DD NOT PLAY:** QB 11 B. Van Pelt. **INACTIVE:** WR 13 D. Terrell, WR 17 D. Watts, S 21 H. Abdullah, CB 45 R. Alexander, G 59 T. Whitley, DE 60 J. Engelberger, DT 75 M. Pope, TE 89 N. Jackson.

PITTSBURGH STEELERS

OFFENSE		DEFENSE	
SE 82 A. Randle El		DE 91 A. Smith	
LT 77 M. Smith		NT 98 C. Hampton	
LG 66 A. Faneca		DE 67 K. von Oelhoffen	
C 64 J. Hartings		LOLB 53 C. Haggans	
RG 73 K. Simmons		LILB 51 J. Farris	
RT 78 M. Starks		RILB 50 L. Foote	
TE 83 H. Miller		ROLB 55 J. Porter	
HB 39 W. Parker		LCB 24 I. Taylor	
FB 35 D. Kreider		FS 28 C. Hope	
QB 7 B. Roethlisberger		SS 43 T. Polamalu	
WR 86 H. Ward		RCB 26 D. Townsend	

STEELERS SUBSTITUTIONS: K 3 J. Reed, P 17 C. Gardocki, CB 20 B. McFadden, CB 21 R. Colclough, S 23 T. Carter, CB 29 C. Iyowoma, S 31 M. Logan, RB 34 V. Haynes, RB 36 J. Bettis, LB 54 R. Wallace, C 56 C. Okobi, LB 57 C. Kriewaldt, LS 60 G. Warren, T 72 B. Brooks, DT 76 C. Hoke, WR 80 C. Wilson, WR 81 S. Morey, TE 84 J. Tuman, WR 85 N. Washington, WR 90 T. Kirschke, LB 94 A. Frazier, DE 99 B. Keisel. **DD NOT PLAY:** QB 16 C. Batch. **INACTIVE:** 30B 8 T. Maddox, RB 22 D. Staley, CB 27 W. Williams, G 68 C. Kemoatu, T 79 T. Essex, WR 89 L. Mays, LB 92 J. Harrison, DE 96 S. Nua.

		1	2	3	4	OT	TOTAL	FIELD GOALS (made () & missed)	
VISITOR	Pittsburgh Steelers	3	21	0	10	—	34	A. Vinatieri (40) (32) 43WR	
HOME	Denver Broncos	0	3	7	7	—	17	J. Elam (23)	

Team	Qtr	Clock Time	PLAY DESCRIPTION (Extra Point) (Drive Info)	SCORE	
				Visitor	Home
STEELERS	1	4:11	J. Reed 47 yd. Field Goal (12-62, 6:29)	3	0
STEELERS	2	14:54	C. Wilson 12 yd. pass from B. Roethlisberger (J. Reed, kick) (5-39, 2:53)	10	0
BRONCOS	2	9:23	J. Elam 23 yd. Field Goal (12-55, 5:31)	10	3
STEELERS	2	1:55	J. Bettis 3 yd. run (J. Reed, kick) (14-80, 7:28)	17	3
STEELERS	2	0:07	H. Ward 17 yd. pass from B. Roethlisberger (J. Reed, kick) (4:38, 1:41)	24	3
BRONCOS	3	3:36	A. Lelie 30 yd. pass from J. Plummer (J. Elam, kick) (5-80, 2:24)	24	10
STEELERS	4	13:38	J. Reed 42 yd. Field Goal (8-47, 4:58)	27	10
BRONCOS	4	7:52	M. Anderson 3 yd. run (J. Elam, kick) (7-85, 3:47)	27	17
STEELERS	4	2:59	B. Roethlisberger 4 yd. run (J. Reed, kick) (5-17, 1:53)	34	17

FINAL INDIVIDUAL STATISTICS

Pittsburgh Steelers											Denver Broncos										
RUSHING	ATT	YDS	AVG	LG	TD	RUSHING	ATT	YDS	AVG	LG	TD	RUSHING	ATT	YDS	AVG	LG	TD				
J. Bettis	15	39	2.6	7	1	M. Anderson	9	36	4.0	7	1	T. Bell	5	31	6.2	11	0				
W. Parker	14	35	2.5	14	0	T. Bell	5	31	6.2	11	0	J. Plummer	7	30	4.3	8	0				
B. Roethlisberger	3	12	4.0	6	1	J. Plummer	7	30	4.3	8	0										
H. Ward	1	4	4.0	4	0																
TOTAL	33	90	2.7	14	2	TOTAL	21	97	4.6	11	1	TOTAL	21	97	4.6	11	1				
TKD/											TKD/										
PASSING	ATT	CMP	YDS	YD	TD	LG	IN	Rtg.	PASSING	ATT	CMP	YDS	YD	TD	LG	IN	Rtg.				
B. Roethlisberger	29	21	275	2/7	2	30	0	124.9	J. Plummer	30	18	223	3/12	1	38	2	66.4				
TOTAL	29	21	275	2/7	2	30	0	124.9	TOTAL	30	18	223	3/12	1	38	2	66.4				
PASS RECEIVING	NO	YDS	AVG	LG	TD	PASS RECEIVING	NO	YDS	AVG	LG	TD	PASS RECEIVING	NO	YDS	AVG	LG	TD				
C. Wilson	5	92	18.4	30	1	T. Bell	5	28	5.6	9	0	R. Smith	4	61	15.3	32	0				
H. Ward	5	59	11.8	21	1	J. Putzier	4	55	13.8	19	0	M. Anderson	3	11	3.7	13	0				
A. Randle El	4	52	13.0	20	0	A. Lelie	2	68	34.0	38	1										
W. Parker	3	20	6.7	8	0																
H. Miller	2	31	15.5	24	0																
N. Washington	1	13	13.0	13	0																
V. Haynes	1	8	8.0	8	0																
TOTAL	21	275	13.1	30	2	TOTAL	18	223	12.4	38	1	TOTAL	18	223	12.4	38	1				
INTERCEPTIONS	NO	YDS	AVG	LG	TD	INTERCEPTIONS	NO	YDS	AVG	LG	TD	INTERCEPTIONS	NO	YDS	AVG	LG	TD				
L. Foote	1	14	14.0	14	0																
I. Taylor	1	1	1.0	1	0																
TOTAL	2	15	7.5	14	0	TOTAL	0	0	0.0	—	0	TOTAL	0	0	0.0	—	0				
PUNTING	NO	YDS	AVG	NET	TB	IN20	LG	PUNTING	NO	YDS	AVG	NET	TB	IN20	LG						
C. Gardocki	4	148	37.0	32.0	1	2	41	T. Sauerbrun	2	87	43.5	37.0	0	1	51						
TOTAL	4	148	37.0	32.0	1	2	41	TOTAL	2	87	43.5	37.0	0	1	51						
PUNT RETURNS	NO	YDS	AVG	FC	LG	TD	PUNT RETURNS	NO	YDS	AVG	FC	LG	TD								
A. Randle El	1	13	13.0	1	13	0	C. Adams	0	0	0.0	2	—	0								
							[DOWNED]	1	0	0.0	0	—	0								
							[TOUCHBACK]	1	0	0.0	0	—	0								
							RETURNS	0	0	0.0	2	—	0								
RETURNS	1	13	13.0	1	13	0	RETURNS	5	121	24.2	0	47	0								
KICKOFF RETURNS	NO	YDS	AVG	FC	LG	TD	KICKOFF RETURNS	NO	YDS	AVG	FC	LG	TD								
I. Taylor	2	42	21.0	0	22	0	C. Adams	4	110	27.5	0	47	0								
[OUT OF BOUNDS]	1	0	0	0	0	0	C. Sapp	1	11	11.0	0	11	0								
[TOUCHBACK]	1	0	0	0	0	0	[OUT OF BOUNDS]	1	0	0.0	0	0	0								
							[TOUCHBACK]	1	0	0.0	0	0	0								
RETURNS	2	42	21.0	0	22	0	RETURNS	5	121	24.2	0	47	0								
Pittsburgh Steelers	Own	Opp.	Out	Denver Broncos	Own	Opp.	Out														
FUMBLES	Fum	Lost	Rec.	Fum	Lost	Rec.	Fum														
W. Parker	1	0	0	0	0	0	1														
J. Kessel	0	0	0	0	0	0	0														
J. Porter	0	0	0	0	0	0	0														
C. Hampton	0	0	0	0	0	0	0														
T. Kirschke	0	0	0	0	0	0	0														
TOTAL	1	0	0	0	2	2	0														
Denver Broncos	Own	Opp.	Out	Denver Broncos	Own	Opp.	Out														
FUMBLES	Fum	Lost	Rec.	Fum	Lost	Rec.	Fum														
J. Plummer	2	2	0	0	0	0	0														
N. Ferguson	0	0	0	0	0	0	0														
TOTAL	2	2	0	0	1	0	0														

FINAL TEAM STATISTICS

STEELERS										BRONCOS											
TOTAL FIRST DOWNS	20					16					FGs - PATs Had Blocked	0-0					0-0				
By Rushing	5					5					Net punting average	32.0					37.0				
By Passing	15					8					TOTAL RETURN YARDAGE (Not Including Kickoffs)	28					0				
By Penalty	0					3					No. and Yards Punt Returns	1-13					0-0				
THIRD DOWN EFFICIENCY	10-16-63%					5-11-45%					No. and Yards Kickoff Returns	2-42					5-21				
FOURTH DOWN EFFICIENCY	0-0-0%					2-3-67%					No. and Yards Interception Returns	2-15					0-0				
TOTAL NET YARDS	358					308					PENALTIES Number and Yards	8-61					4-20				
Total Offensive Plays (inc. times thrown passing)	64					54					FUMBLES Number and Lost	1-0					2-2				
Average gain per offensive play	5.6					5.7					TOUCHDOWNS	4					2				
NET YARDS RUSHING	90					97					Rushing	4					1				
Total Rushing Plays	33					21					Passing	2					1				
Average gain per rushing play	2.7					4.6					Interceptions	0					0				
Tackles for a loss - number and yards	5-7					0-0					EXTRA POINTS Made-Attempts	4-4					2-2				
NET YARDS PASSING	268					211					Kicking Made-Attempts	4-4					2-2				
Times thrown - yards lost attempting to pass	2-7					3-12					FIELD GOALS Made-Attempts	2-2					1-1				
Gross yards passing	275					223					RED ZONE EFFICIENCY	4-5-80%					1-2-50%				
PASS ATTEMPTS-COMPLETIONS-HAD INTERCEPTED	29-21-0					30-18-2					GOAL TO GO EFFICIENCY	2-2-100%					1-1-100%				
Average gain per pass play (inc. # thrown passing)	8.6					6.4					SAFETIES	34					17				
KICKOFFS Number-In End Zone-Touchbacks	7-2-1					4-1-1					FINAL SCORE	0					10				
PUNTS Number and Average	4-37.0					2-43.5					TIME OF POSSESSION	36:07					23:53				
Had Blocked	0					0															

BRONCOS DEFENSIVE STATISTICS

(based on coaches' film review)

PLAYER	UT	A	TT	S-YDS	I-YDS	PD	FF	FR	PLAYER	UT	A	TT	S-YDS	I-YDS	PD	FF	FR
D. Foxworth	8	3	11	0-0	0-0	1	0	0	J. Lynch	3	1	4	0-0	0-0	1	0	0
D.J. Williams	5	5	10	0.5-3.5	0-0	0	0	0	S. Brandon	2	1	3	0-0	0-0	0	0	0
N. Ferguson	5	4	9	0-0	0-0	1	1	0	C. Bailey	1	2	3	0-0	0-0	1	0	0
M. Myers	7	1	8	1-0	0-0	0	0	0	T. Pryce	1	2	3	0.5-3.5	0-0	0	0	0
M. Coleman	6	0	6	0-0	0-0	0	0	0	D. Veal	1	0	1	0-0	0-0	0	0	0
A. Wilson	5	1	6	0-0	0-0	0	0	0	Da. Williams	1	0	1	0-0	0-0	0	0	0
G. Warren	2	3	5	0-0	0-0	0	0	0	TEAM TOTALS	55	27	82	2-7	0-0	4	1	0
C. Brown	4	0	4	0-0	0-0	0	0	0									
E. Ekuban	2	2	4	0-0	0-0	0	0	0									
I. Gold	2	2	4	0-0	0-0	0	0	0									



Denver 27, New England 13

Saturday, Jan. 14, 2006 • 6:16 p.m. MST • INVESCO Field at Mile High • Denver

WEATHER: Partly Cloudy, 54°, Wind SE 3 mph • **TIME:** 3:15 • **ATTENDANCE:** 76,238

2005 AFC Divisional Playoff Game

The Denver Broncos ended the New England Patriots' NFL-record 10-game postseason winning streak with a 27-13 victory in an AFC Divisional Playoff Game in front of 76,238 fans at INVESCO Field at Mile High.

The Broncos' win against the two-time defending Super Bowl champions was their first playoff victory since the 1998 season and first ever at INVESCO Field at Mile High. Denver forced five turnovers against the Patriots, totaling two interceptions and three fumble recoveries that led to their first 24 points scored.

Broncos cornerback Champ Bailey recorded the longest non-scoring interception return and second-longest overall interception return in NFL postseason history with a key 100-yard return late in the third quarter. Bailey's play ended a potential go-ahead scoring drive by the Patriots and set up a touchdown to give the Broncos a 17-6 lead entering the final period.

Denver quarterback Jake Plummer completed 15-of-26 passes (57.7%) for 197 yards with one touchdown and one interception. Wide receiver Rod Smith (96 yds., 1 TD) became Denver's all-time playoff leader in receiving yards and kicker Jason Elam (2 FGs, 9 pts.) became its all-time leading scorer in the postseason with their performances against the Patriots.

The game was scoreless for the first quarter-and-a-half before Adam Vinatieri's 40-yard field goal put the Patriots ahead 3-0 at 3:48 of the second quarter. A 40-yard pass interference penalty drawn by Broncos wide receiver Ashley Lelie in the end zone with less than two minutes remaining in the first half led to a 1-yard scoring run by Mike Anderson to give Denver a 7-3 lead.

On the ensuing kickoff, Broncos punter Todd Sauerbrun forced a fumble that Denver recovered to set up a 50-yard field goal by Elam to put the Broncos ahead 10-3 at halftime.

Vinatieri's 32-yard field goal at 7:49 of the third quarter narrowed the Patriots' lead to 10-6, but a costly turnover by the Patriots halted their comeback attempt. Bailey intercepted Tom Brady in the end zone with 1:03 left in the third quarter to end a potential go-ahead touchdown drive. After Bailey was forced out of bounds at the 1-yard line following his 100-yard return, Anderson scored on a run to put Denver up 17-6.

Plummer's 4-yard touchdown pass to Smith at 8:38 of the fourth quarter extended the Broncos' lead to 24-6. A Patriots touchdown moved the team to within 11, 24-13, with 8:05 left to play, but Elam's 34-yard field goal on Denver's next drive sealed the Broncos' victory.

OFFICIALS:

Referee — Jeff Triplette (42); **Umpire** — Jeff Rice (44); **Head Linesman** — Tony Veteri (36); **Line Judge** — Jeff Seeman (45); **Side Judge** — Greg Meyer (78); **Field Judge** — Duke Carroll (11); **Back Judge** — Gregory Steed (12); **Replay** — Bob Boylston

DENVER BRONCOS

OFFENSE		DEFENSE	
WR 80 R. Smith	LE 98 C. Brown	LT 78 M. Lepsis	RT 96 M. Myers
LG 50 B. Hamilton	RT 61 G. Warren	C 66 T. Nalen	RE 93 T. Pryce
RG 65 C. Carlisle	WLB 52 I. Gold	RB 72 G. Foster	MLB 56 A. Wilson
TE 82 S. Alexander	SLB 55 DJ. Williams	WR 85 A. Lelie	LCB 24 C. Bailey
QB 16 J. Plummer	RCB 22 D. Foxworth	RB 38 M. Anderson	SS 25 N. Ferguson
FB 39 K. Johnson	FS 47 J. Lynch		

BRONCOS SUBSTITUTIONS: K 1 J. Elam, P 10 T. Sauerbrun, WR 14 T. Devoe, RB 26 T. Bell, CB 27 Da. Williams, RB 33 R. Dayne, RB 37 C. Sapp, S 40 C. Cox, CB 41 K. Paymah, S 42 S. Brandon, LB 51 K. Burns, LB 53 L. Green, LB 54 P. Chukwurah, C/G 62 C. Myers, T 74 C. Green, WR 81 C. Adams, TE/LS 83 M. Leach, TE 84 W. Duke, TE 88 J. Putzier, DE 91 E. Ekuban, DE 95 M. Coleman, DT 97 D. Veal. **DD** **NOT PLAY:** QB 11 B. Van Pelt. **INACTIVE:** WR 13 D. Terrell, WR 17 D. Watts, S 21 H. Abdullah, CB 45 R. Alexander, G 59 T. Whitley, DE 60 J. Engelberger, DT 75 M. Pope, TE 89 N. Jackson.

NEW ENGLAND PATRIOTS

OFFENSE		DEFENSE	
WR 83 D. Branch	LE 94 T. Warren	LT 68 T. Ashworth	NT 75 V. Wilfork
LG 70 L. Mankins	RE 93 R. Seymour	C 71 R. Hochstein	OLB 55 W. McGinest
G 61 S. Neal	ILB 54 T. Bruschi	RT 76 B. Gorin	ILB 50 M. Vrabec
TE 82 D. Graham	OLB 59 R. Colvin	WR 87 D. Givens	LCB 22 A. Samuel
QB 12 T. Brady	RCB 27 E. Hobbs	RB 28 C. Dillon	SS 25 A. Hawkins
TE 84 B. Watson	FS 26 E. Wilson		

PATRIOTS SUBSTITUTIONS: K 4 A. Vinatieri, P 8 J. Miller, WR 18 A. Davis, S 24 M. Stone, CB 32 H. Poteat, RB 33 K. Faulk, S 36 J. Sanders, FB 44 H. Evans, LB 51 D. Davis, LB 52 M. Beisel, LB 53 L. Izzo, LB 58 M. Chatham, LS 66 L. Paxton, OL 69 R. Tucker, G 74 B. Yates, WR 80 T. Brown, WR 86 T. Dwight, TE 88 C. Fauria, DE 91 M. Hill, LB 95 T. Banta-Cain, DL 97 J. Green, LB 98 C. Brown. **DID NOT PLAY:** QB 2 D. Flutie. **INACTIVE:** 3QB 16 M. Cassel, WR 13 B. Childress, FB 35 P. Pass, G/C 64 G. Mruzckowski, T 77 N. Kazur, WR 81 B. Johnson, DL 90 D. Klecko, DL 92 S. Thomas.

		1	2	3	4	OT	TOTAL	FIELD GOALS (made () & missed)	
VISITOR	New England Patriots	0	3	3	7	—	13	A. Vinatieri (40) (32) 43WR	
HOME	Denver Broncos	0	10	7	10	—	27	J. Elam (50) (34)	

Team	Qtr	Clock Time	PLAY DESCRIPTION (Extra Point) (Drive Info)	SCORE	
				Visitor	Home
PATRIOTS	2	3:48	A. Vinatieri 40 yd. Field Goal (7-67, 2:22)	3	0
BRONCOS	2	1:42	M. Anderson 1 yd. run (J. Elam, kick) (1-40, 0:09)	3	7
BRONCOS	2	0:43	J. Elam 50 yd. Field Goal (4-7, 0:50)	3	10
PATRIOTS	3	7:49	A. Vinatieri 32 yd. Field Goal (11-58, 5:32)	6	10
BRONCOS	3	0:43	M. Anderson 1 yd. run (J. Elam, kick) (1-1, 0:04)	6	17
BRONCOS	4	8:38	R. Smith 4 yd. pass from J. Plummer (J. Elam, kick) (3-15, 1:32)	6	24
PATRIOTS	4	8:05	D. Givens 4 yd. pass from T. Brady (A. Vinatieri, kick) (2-77, 0:33)	13	24
BRONCOS	4	3:20	J. Elam 34 yd. Field Goal (8-61, 4:45)	13	27

FINAL INDIVIDUAL STATISTICS

New England Patriots										Denver Broncos																
RUSHING	ATT	YDS	AVG	LG	TD	RUSHING	ATT	YDS	AVG	LG	TD	RUSHING	ATT	YDS	AVG	LG	TD									
C. Dillon	13	57	4.4	17	0	M. Anderson	19	69	3.6	18	2	T. Bell	6	19	3.2	8	0									
K. Faulk	7	23	3.3	5	0	T. Bell	6	19	3.2	8	0	J. Plummer	7	8	1.1	6	0									
T. Brady	1	-1	-1	-1	0	J. Plummer	7	8	1.1	6	0	TOTAL	32	96	3.0	18	2									
TOTAL	21	79	3.8	17	0	TOTAL	32	96	3.0	18	2	TOTAL	32	96	3.0	18	2									
PASSING	ATT	CMP	YDS	TD	LG	IN	Rtg.	PASSING	ATT	CMP	YDS	TD	LG	IN	Rtg.	PASSING	ATT	CMP	YDS	TD	LG	IN	Rtg.			
T. Brady	36	20	341	0/0	1	73	2	74.0	J. Plummer	26	15	197	2/7	1	42	1	78.5	TOTAL	26	15	197	2/7	1	42	1	78.5
TOTAL	36	20	341	0/0	1	73	2	74.0	TOTAL	26	15	197	2/7	1	42	1	78.5	TOTAL	26	15	197	2/7	1	42	1	78.5
PASS RECEIVING	NO	YDS	AVG	LG	TD	PASS RECEIVING	NO	YDS	AVG	LG	TD	PASS RECEIVING	NO	YDS	AVG	LG	TD									
D. Branch	8	153	19.1	73	0	R. Smith	6	96	16.0	42	1	R. Smith	6	96	16.0	42	1									
D. Givens	5	54	10.8	21	1	A. Lelie	5	50	10.0	17	0	A. Lelie	5	50	10.0	17	0									
K. Faulk	2	20	10.0	14	0	J. Putzier	3	37	12.3	24	0	J. Putzier	3	37	12.3	24	0									
A. Davis	1	51	51.0	51	0	M. Anderson	1	14	14.0	14	0	M. Anderson	1	14	14.0	14	0									
T. Brown	1	33	33.0	33	0	TOTAL	15	197	13.1	42	1	TOTAL	15	197	13.1	42	1									
D. Graham	1	18	18.0	18	0	INTERCEPTIONS	NO	YDS	AVG	LG	TD	INTERCEPTIONS	NO	YDS	AVG	LG	TD									
C. Dillon	1	9	9.0	9	0	A. Samuel	1	0	0.0	0	0	C. Bailey	1	100	100.0	100	0									
H. Evans	1	3	3.0	3	0	TOTAL	1	0	0.0	0	0	J. Lynch	1	5	5.0	5	0									
TOTAL	20	341	17.1	73	1	TOTAL	2	105	52.5	100	0	TOTAL	2	105	52.5	100	0									
INTERCEPTIONS	NO	YDS	AVG	LG	TD	INTERCEPTIONS	NO	YDS	AVG	LG	TD	INTERCEPTIONS	NO	YDS	AVG	LG	TD									
A. Samuel	1	0	0.0	0	0	C. Bailey	1	100	100.0	100	0	C. Bailey	1	100	100.0	100	0									
TOTAL	1	0	0.0	0	0	J. Lynch	1	5	5.0	5	0	J. Lynch	1	5	5.0	5	0									
PUNTING	NO	YDS	AVG	NET	TB	IN20	LG	PUNTING	NO	YDS	AVG	NET	TB	IN20	LG	PUNTING	NO	YDS	AVG	NET	TB	IN20	LG			
J. Miller	3	146	48.7	45.3	0	0	50	T. Sauerbrun	6	274	45.7	39.5	0	3	58	T. Sauerbrun	6	274	45.7	39.5	0	3	58			
TOTAL	3	146	48.7	45.3	0	0	50	TOTAL	6	274	45.7	39.5	0	3	58	TOTAL	6	274	45.7	39.5	0	3	58			
PUNT RETURNS	NO	YDS	AVG	FC	LG	TD	PUNT RETURNS	NO	YDS	AVG	FC	LG	TD	PUNT RETURNS	NO	YDS	AVG	FC	LG	TD						
T. Dwight	3	37	12.3	1	14	0	C. Adams	1	10	10.0	2	10	0	C. Adams	1	10	10.0	2	10	0						
T. Brown	1	0	0.0	0	0	0	TOTAL	1	10	10.0	2	10	0	TOTAL	1	10	10.0	2	10	0						
[DOWNED]	1	0	0.0	0	—	0	RETURNS	1	10	10.0	2	10	0	RETURNS	1	10	10.0	2	10	0						
RETURNS	4	37	9.3	1	14	0	RETURNS	1	10	10.0	2	10	0	RETURNS	1	10	10.0	2	10	0						
KICKOFF RETURNS	NO	YDS	AVG	FC	LG	TD	KICKOFF RETURNS	NO	YDS	AVG	FC	LG	TD	KICKOFF RETURNS	NO	YDS	AVG	FC	LG	TD						
E. Hobbs	3	89	29.7	0	32	0	C. Adams	3	54	18.0	0	29	0	C. Adams	3	54	18.0	0	29	0						
A. Davis	3	61	20.3	0	21	0	Da. Williams	1	19	19.0	0	19	0	Da. Williams	1	19	19.0	0	19	0						
RETURNS	6	150	25.0	0	32	0	RETURNS	4	73	18.3	0	29	0	RETURNS	4	73	18.3	0	29	0						
New England Patriots	Own	Opp.	Out	Denver Broncos	Own	Opp.	Out	FUMBLES	Fum	Lost	Rec.	Yds	TD	FF	Rec.	Yds	TD	Bnds								
T. Brown	1	1	0	0	0	0	0	C. Bailey	1	0	0	0	0	0	0	0	0	1								
K. Faulk	1	1	0	0	0	0	0	C. Brown	0	0	0	0	1	0	0	0	0	0								
E. Hobbs	1	1	0	0	0	0	0	T. Sauerbrun	0	0	0	0	1	0	0	0	0	0								
B. Watson	0	0	0	0	0	1	0	0	0	0	0	0	1	0	0	0	0	0								
TOTAL	3	3	0	0	0	1	0	TOTAL	1	0	0	0	2	3	0	0	0	1								

FINAL TEAM STATISTICS

	PATRIOTS	BRONCOS		PATRIOTS	BRONCOS
TOTAL FIRST DOWNS	15	16	FGs - PATs Had Blocked	0-0	0-0
By Rushing	3	6	Net punting average	45.3	39.5
By Passing	12	9	TOTAL RETURN YARDAGE (Not Including Kickoffs)	37	115
By Penalty	0	1	No. and Yards Punt Returns	4-37	1-10
THIRD DOWN EFFICIENCY	3-11-27%	4-14-29%	No. and Yards Kickoff Returns	6-150	4-73
FOURTH DOWN EFFICIENCY	0-1-0%	0-1-0%	No. and Yards Interception Returns	1-0	2-105
TOTAL NET YARDS	420	286	PENALTIES Number and Yards	8-82	4-24
Total Offensive Plays (inc. times thrown passing)	57	60	FUMBLES Number and Lost	3-3	1-0
Average gain per offensive play	7.4	4.8	TOUCHDOWNS	1	3
NET YARDS RUSHING	79	96	Rushing	0	2
Total Rushing Plays	21	32	Passing	1	1
Average gain per rushing play	3.8	3.0	Interceptions	0	0
Tackles for a loss - number and yards	1-1	0-0	EXTRA POINTS Made-Attempts	1-1	3-3
NET YARDS PASSING	341	190	Kicking Made-Attempts	1-1	3-3
Times thrown - yards lost attempting to pass	0-0	2-7	FIELD GOALS Made-Attempts	2-3	2-2
Gross yards passing	341	197	RED ZONE EFFICIENCY	1-3-33%	3-5-60%
PASS ATTEMPTS-COMPLETIONS-HAD INTERCEPTED	36-20-2	26-15-1	GOAL TO GO EFFICIENCY	1-2-50%	3-3-100%
Average gain per pass play (inc. # thrown passing)	9.5	6.8	SAFETIES	0	27
KICKOFFS Number-In End Zone-Touchbacks	4-0-0	6-3-0	FINAL SCORE	13	20
PUNTS Number and Average	3-48.7	6-45.7	TIME OF POSSESSION	28:12	31:48
Had Blocked	0	0			

BRONCOS DEFENSIVE STATISTICS

(based on coaches' film review)

PLAYER	UT	A	TT	S-YDS	I-YDS	PD	FF	FR	PLAYER	UT	A	TT	S-YDS	I-YDS	PD	FF	FR
A. Wilson	6	3	9	0-0	0-0	2	0	0	C. Brown	4	0	4	0-0	0-0	1	1	0
D. Foxworth	5	4	9	0-0	0-0	0	0	0	C. Bailey	2	0	2	0-0	1-100	3	0	0
I. Gold	6	1	7	0-0	0-0	0	0	1	Da. Williams	2	0	2	0-0	0-0	0	0	0
D.J. Williams	5	2	7	0-0	0-0	0	0	0	T. Pryce	1	0	1	0-0	0-0	0	0	0
N. Ferguson	4	1	5	0-0	0-0	0	0	0	G. Warren	0	1	1	0-0	0-0	0	0	0
J. Lynch	4	1	5	0-0	1-5	2	0	0	TEAM TOTALS	39	13	52	0-0	2-105	8	1	1



Indianapolis 49, Denver 24

Sunday, Jan. 9, 2005 • 1:07 p.m. EDT • RCA Dome • Indianapolis

WEATHER: Indoors • ATTENDANCE: 56,609 • TIME: 3:06

2004 AFC Wild Card Playoff Game

Peyton Manning threw for 458 yards with four touchdowns while also running for a score to lead the Indianapolis Colts over the Denver Broncos 49-24 in an AFC Wild Card Playoff Game at the RCA Dome in front of 56,609 fans.

The Colts jumped out to a 14-0 first-quarter lead after Manning found James Mungro for a 2-yard touchdown pass and running back Edgerrin James scored on a 1-yard run.

After Manning's second touchdown of the day, a 19-yard strike to tight end Dallas Clark, the Broncos' Jason Elam put Denver on the scoreboard with a 33-yard field goal.

The Colts' offense responded quickly, however, as Manning increased the lead to 35-3 with a 35-yard touchdown pass to Reggie Wayne and a 1-yard quarterback sneak in the closing seconds of the half.

The Broncos fought back in the third quarter when quarterback Jake Plummer capped off a 10-play, 71-yard drive with a 9-yard touchdown pass to Rod Smith.

After forcing the Colts to punt for just the second time all day, Plummer led Denver downfield once again and hit tight end Jeb Putzier for a 35-yard score. The touchdown concluded an 85-yard drive, cutting the Broncos' deficit to 35-17.

Indianapolis denied Denver any thoughts of coming back when Manning connected with Wayne for the second time in the game for a 43-yard touchdown pass early in the fourth quarter.

The Broncos scored their final points on a 1-yard touchdown run by Tatum Bell at 7:45 of the fourth quarter, but it was not enough to catch up to the potent Colts offense, which posted 530 total yards for the game.

Smith paced the Denver receivers with seven catches for 99 yards with one touchdown to give him 39 career postseason catches and move him past Ed McCaffrey (36) for third on the Broncos' all-time playoff list. Putzier finished the contest with 67 yards on three receptions, including the 35-yard touchdown.

Plummer completed 24-of-34 passes for 284 yards with two touchdowns while posting a passer rating of 103.1.

For the Colts, Manning's 458 passing yards were the most the Broncos ever yielded in a game and ranked as the second-most passing yards in a playoff game in NFL history. Wayne also posted an impressive day, catching 10 passes for 221 yards with two scores, while Clark added 112 yards on six receptions with one touchdown.

OFFICIALS:

Referee — Mike Carey (94); **Umpire** — Jim Quirk (5); **Head Linesman** — Ron Marinucci (107); **Line Judge** — Mark Periman (9); **Field Judge** — Scott Steenson (88); **Side Judge** — Larry Rose (128); **Back Judge** — Keith Ferguson (61); **Replay** — Tommy Moore.

DENVER BRONCOS

OFFENSE		DEFENSE	
WR 80 R. Smith		LE 92 M. Coleman	
LT 78 M. Lepsis		LT 68 M. Fatafeh	
LG 50 B. Hamilton		RT 75 M. Pope	
C 66 T. Nalen		RE 98 R. Hayward	
RG 65 C. Carlisle		MLB 52 D. Williams	
RT 72 G. Foster		MLB 56 A. Wilson	
TE 89 D. Carswell		SLB 59 D. Spragan	
WR 85 A. Lelie		LCB 24 C. Bailey	
QB 16 J. Plummer		RCB 31 K. Herndon	
RB 34 R. Droughns		SS 28 K. Kennedy	
FB 86 P. Hape		FS 47 J. Lynch	

BRONCOS SUBSTITUTIONS: K 1 J. Elam, P/K 6 J. Baker, WR 10 T. Luke, WR 17 D. Watts, S 25 N. Ferguson, RB 26 T. Bell, S 32 C. Young, RB 37 C. Sapp, CB 40 J. Shoate, S 42 S. Brandon, CB 45 R. Alexander, LB 53 L. Green, LB 55 P. Chukwurah, LB 58 T. Pierce, DT 61 E. Johnson, G 69 P.J. Alexander, WR 81 C. Adams, TE/LS 83 M. Leach, TE 88 J. Putzier, DE 95 A. Palepoi, DE 99 R. Johnson. **DID NOT PLAY:** QB 13 D. Kanel, T 74 C. Green. **INACTIVE:** 3QB 8 M. Mauck, FB 39 K. Johnson, LB 57 J. Sykes, G 62 D. Neil, G 63 T. Stuber, G 70 T. Clabo, DE 93 T. Pryce, DT/DE 67 D. Veal.

INDIANAPOLIS COLTS

OFFENSE		DEFENSE	
WR 87 R. Wayne		LE 79 R. Brock	
LT 78 T. Glenn		LT 90 M. Reagor	
LG 64 R. DeMulling		RT 96 J. Williams	
C 63 J. Saturday		RE 93 D. Freenev	
RG 73 J. Scott		LOLB 50 D. Thornton	
RT 71 R. Diem		MLB 94 R. Morris	
TE 81 M. Pollard		ROLB 59 C. June	
WR 88 M. Harrison		LCB 25 N. Harper	
QB 18 P. Manning		RCB 42 J. David	
RB 32 E. James		SS 21 B. Sanders	
TE 44 D. Clark		FS 28 I. Bashir	

COLTS SUBSTITUTIONS: K 10 M. Gramatica, K 13 M. Vanderjagt, P 17 H. Smith, SS 20 M. Doss, RB 23 J. Mungro, CB 26 W. Bacon, CB 27 V. Hutchins, CB 29 J. Jefferson, RB 33 D. Rhodes, SS 38 G. Sapp, SS 41 C. Bird, TE 48 J. Snow, C/G 56 T. Peko, LB 58 G. Brackett, DT 75 L. Triplett, OT 76 M. Freitas, TE 80 B. Hartscock, WR 83 B. Stokley, WR 86 T. Watters, LB 98 N. Rogers, DE 98 R. Mathis, DE 99 B. Sciolli. **DID NOT PLAY:** QB 12 J. Sorgi. **INACTIVE:** 3QB 5 T. Brown, FS 39 A. Floyd, LB 51 G. Gardner, LB 55 K. Pope, G/C 61 T. Hutton, OG 65 R. Lijja, WR 84 B. Pyatt, WR 85 A. Moorehead.

		1	2	3	4	OT	TOTAL	FIELD GOALS (made () & missed)
VISITOR	Denver Broncos	0	3	14	7	—	24	J. Elam (33)
HOME	Indianapolis Colts	14	21	0	14	—	49	

Team	Qtr	Clock Time	PLAY DESCRIPTION (Extra Point) (Drive Info)	SCORE	
				Visitor	Home
COLTS	1	7:23	J. Mungro 2 yd. pass from P. Manning (M. Vanderjagt, kick) (9-76, 3:43)	0	7
COLTS	1	0:38	E. James 1 yd. run (M. Vanderjagt, kick) (8-87, 4:59)	0	14
COLTS	2	8:11	D. Clark 19 yd. pass from P. Manning (M. Vanderjagt, kick) (4-52, 1:42)	0	21
BRONCOS	2	5:19	J. Elam 33 yd. Field Goal (7-51, 2:52)	3	21
COLTS	2	4:29	R. Wayne 35 yd. pass from P. Manning (M. Vanderjagt, kick) (2-40, 0:50)	3	28
COLTS	2	0:06	P. Manning 1 yd. run (M. Vanderjagt, kick) (8-75, 3:07)	3	35
BRONCOS	3	9:01	R. Smith 9 yd. pass from J. Plummer (J. Elam, kick) (10-71, 5:59)	10	35
BRONCOS	3	1:10	J. Putzier 35 yd. pass from J. Plummer (J. Elam, kick) (9-85, 5:39)	17	35
COLTS	4	12:48	R. Wayne 43 yd. pass from P. Manning (M. Vanderjagt, kick) (6-80, 3:22)	17	42
BRONCOS	4	7:45	T. Bell 1 yd. run (J. Elam, kick) (10-57, 5:03)	24	42
COLTS	4	2:02	D. Rhodes 2 yd. run (M. Vanderjagt, kick) (9-45, 5:43)	24	49

FINAL INDIVIDUAL STATISTICS

Denver Broncos											Indianapolis Colts											
RUSHING	ATT	YDS	AVG	LG	TD						RUSHING	ATT	YDS	AVG	LG	TD						
T. Bell	12	49	4.1	15	1						E. James	18	63	3.5	11	1						
R. Droughns	8	29	3.6	6	0						D. Rhodes	5	12	2.4	6	1						
J. Plummer	1	0	0.0	0	0						P. Manning	1	1	1.0	1	1						
TOTAL	21	78	3.7	15	1						TOTAL	24	76	3.2	11	3						
PASSING											PASSING											
	ATT	CMP	YDS	TKO/		YD	TD	LG	IN	Rtg.						YDS	TKO/	YD	TD	LG	IN	Rtg.
J. Plummer	34	24	284	3/24	2	35	1	103.1						P. Manning	33	27	458	1/4	4	49	1	145.7
TOTAL	34	24	284	3/24	2	35	1	103.1						TOTAL	33	27	458	1/4	4	49	1	145.7
PASS RECEIVING											PASS RECEIVING											
	NO	YDS	AVG	LG	TD						NO	YDS	AVG	LG	TD							
R. Smith	7	99	14.1	30	1						R. Wayne	10	221	22.1	49	2						
T. Bell	4	32	8.0	14	0						D. Clark	6	112	18.7	31	1						
R. Droughns	4	28	7.0	9	0						M. Harrison	4	51	12.5	24	0						
J. Putzier	3	67	22.3	35	1						B. Stokley	2	33	16.5	21	0						
A. Lelie	2	27	13.5	21	0						M. Pollard	2	28	14.0	25	0						
P. Hape	2	8	4.0	6	0						E. James	2	11	5.5	6	0						
D. Carswell	1	15	15.0	15	0						J. Mungro	1	2	2.0	2	1						
D. Watts	1	8	8.0	8	0						TOTAL											
TOTAL	24	284	11.8	35	2						27	458	16.9	49	4							
INTERCEPTIONS											INTERCEPTIONS											
	NO	YDS	AVG	LG	TD						NO	YDS	AVG	LG	TD							
K. Herndon	1	0	0.0	0	0						M. Doss	1	0	0.0	0	0						
TOTAL	1	0	0.0	0	0						TOTAL	1	0	0.0	0	0						
PUNTING											PUNTING											
	NO	YDS	AVG	NET	TB	IN20	LG					NO	YDS	AVG	NET	TB	IN20	LG				
J. Baker	4	150	37.5	35.3	0	1	46					H. Smith	2	76	38.0	38.5	0	2				
TOTAL	4	150	37.5	35.3	0	1	46					TOTAL	2	76	38.0	38.5	0	2				
PUNT RETURNS											PUNT RETURNS											
	NO	YDS	AVG	FC	LG	TD					NO	YDS	AVG	FC	LG	TD						
C. Adams	1	-1	-1.0	0	-1	0					T. Walters	1	9	9.0	2	9	0					
T. Luke	0	0	0.0	1	—	0					(DOWNED)	1	0	0.0	0	—	0					
RETURNS	1	-1	-1.0	0	-1	0					RETURNS	1	9	9.0	2	9	0					
KICKOFF RETURNS											KICKOFF RETURNS											
	NO	YDS	AVG	FC	LG	TD					NO	YDS	AVG	FC	LG	TD						
C. Sapp	4	86	21.5	0	25	0					D. Rhodes	1	36	36.0	0	36	0					
R. Droughns	2	36	18.0	0	26	0					J. Mungro	1	18	18.0	0	18	0					
T. Luke	1	41	41.0	0	41	0					(TOUCHBACK)	1	0	0.0	0	—	0					
C. Adams	1	25	25.0	0	25	0					RETURNS											
RETURNS	8	188	23.5	0	41	0					2	54	27.0	0	36	0						
Denver Broncos											Indianapolis Colts											
	Own	Opp.	Out									Own	Opp.	Out								
FUMBLES	Fum	Lost	Rec.	Yds	TD	FF	Rec.	Yds	TD	Bnds	FUMBLES	Fum	Lost	Rec.	Yds	TD	FF	Rec.	Yds	TD	Bnds	
C. Adams	1	0	0	0	0	0	0	0	0	1	J. Snow	0	0	0	0	0	1	0	0	0	0	
TOTAL	1	0	0	0	0	0	0	0	0	1	TOTAL	0	0	0	0	0	1	0	0	0	0	

FINAL TEAM STATISTICS

BRONCOS											COLTS										
TOTAL FIRST DOWNS											TOTAL FIRST DOWNS										
By Rushing											By Rushing										
By Passing											By Passing										
By Penalty											By Penalty										
THIRD DOWN EFFICIENCY											THIRD DOWN EFFICIENCY										
FOURTH DOWN EFFICIENCY											FOURTH DOWN EFFICIENCY										
TOTAL NET YARDS											TOTAL NET YARDS										
Total Offensive Plays (inc. times thrown passing)											Total Offensive Plays (inc. times thrown passing)										
Average gain per offensive play											Average gain per offensive play										
NET YARDS RUSHING											NET YARDS RUSHING										
Total Rushing Plays											Total Rushing Plays										
Average gain per rushing play											Average gain per rushing play										
Tackles for a loss – number and yards											Tackles for a loss – number and yards										
NET YARDS PASSING											NET YARDS PASSING										
Times thrown – yards lost attempting to pass											Times thrown – yards lost attempting to pass										
Gross yards passing											Gross yards passing										
PASS ATTEMPTS-COMPLETIONS-HAD INTERCEPTED											PASS ATTEMPTS-COMPLETIONS-HAD INTERCEPTED										
Average gain per pass play (inc. # thrown passing)											Average gain per pass play (inc. # thrown passing)										
KICKOFFS Number-in End Zone-Touchbacks											KICKOFFS Number-in End Zone-Touchbacks										
PUNTS Number and Average											PUNTS Number and Average										
Had Blocked											Had Blocked										
FGs – PATs Had Blocked											FGs – PATs Had Blocked										
Net punting average											Net punting average										
TOTAL RETURN YARDAGE (Not Including Kickoffs)											TOTAL RETURN YARDAGE (Not Including Kickoffs)										
No. and Yards Punt Returns											No. and Yards Punt Returns										
No. and Yards Kickoff Returns											No. and Yards Kickoff Returns										
No. and Yards Interception Returns											No. and Yards Interception Returns										
PENALTIES Number and Yards											PENALTIES Number and Yards										
FUMBLES Number and Lost											FUMBLES Number and Lost										
TOUCHDOWNS											TOUCHDOWNS										
Rushing											Rushing										
Passing											Passing										
Interceptions											Interceptions										
EXTRA POINTS Made-Attempts											EXTRA POINTS Made-Attempts										
Kicking Made-Attempts											Kicking Made-Attempts										
FIELD GOALS Made-Attempts											FIELD GOALS Made-Attempts										
RED ZONE EFFICIENCY											RED ZONE EFFICIENCY										
GOAL TO GO EFFICIENCY											GOAL TO GO EFFICIENCY										
SAFETIES											SAFETIES										
FINAL SCORE											FINAL SCORE										
TIME OF POSSESSION											TIME OF POSSESSION										

BRONCOS DEFENSIVE STATISTICS

(based on coaches' film review)

PLAYER	UT			S-YDS			I-YDS			PD	FF	FR	PLAYER	UT			S-YDS			I-YDS			PD	FF	FR
	A	TT	T	0-0	1-0	2-0	0	0	0					A	TT	T	0-0	1-0	2-0	0	0	0			
K. Herndon	8	0	8	0-0	1-0	2-0	0	0	0																
C. Bailey	7	0	7	0-0	0-0	0	0	0																	
D. Williams	5	2	7	0-0	0-0	1	0	0																	
R. Alexander	6	0	6	0-0	0-0	1	0	0																	
M. Coleman	5	1	6	0-0	0-0	0	0	0																	
A. Wilson	4	2	6	0-0	0-0	0	0	0																	
D. Spragan	2	3	5	0-0	0-0	0	0	0																	
K. Kennedy	3	1	4	0-0	0-0	0	0	0																	
J. Lynch	3	1	4	0-0	0-0	0	0	0																	
A. Palepoi	2	1	3	0-0	0-0	0	0	0																	
R. Hayward	2	0	2	1-4	0-0	0	0	0																	
M. Pope	2	0	2	0-0	0-0	0	0	0																	
R. Johnson	1	1	2	0-0	0-0	0	0	0																	
M. Fatafahi	1	0	1	0-0	0-0	0	0	0																	
TEAM TOTALS	51	12	63	1-4	1-0	4	0	0																	



Indianapolis 41, Denver 10

Sunday, Jan. 4, 2004 • 4:35 p.m. EST • RCA Dome • Indianapolis

WEATHER: Indoors • ATTENDANCE: 56,586 • TIME: 2:39

2003 AFC Wild Card Playoff Game

Denver's 2003 season came to an end with a 41-10 loss to Indianapolis in an AFC Wild Card Playoff Game in front of 56,586 fans at the RCA Dome.

On the game's opening possession, Peyton Manning led the Colts 70 yards and capped the drive when he found Brandon Stokley for a 31-yard touchdown and an early lead. Denver answered on its first drive with a 49-yard Jason Elam field goal after penalties caused the drive to stall.

Late in the first quarter, Manning completed a pass to Marvin Harrison, who fell near the Colts' 29-yard line and after not being touched by a Broncos defender got up and ran the ball in for a touchdown and a 14-3 lead. With Denver unable to sustain a drive after picking up two holding penalties, Indianapolis took possession on its 20-yard-line after a Broncos punt. Manning engineered another successful touchdown drive (8 plays, 80 yards), culminating in a 23-yard touchdown pass to Harrison.

After another Denver punt, Manning hit Stokley in stride, and he raced 87 yards for a touchdown to give the Colts a 28-3 lead with less than two minutes remaining in the half. Denver began to mount a drive, but Plummer's pass intended for Rod Smith was intercepted by David Macklin and returned 21 yards to the Colts' 42-yard-line. Mike Vanderjagt's 27-yard field goal extended the Colts' lead to 31-3 at the half.

On Denver's first possession of the third quarter, Plummer connected with Rod Smith for a 34-yard reception, moving the Broncos to the Colts' 27-yard line before Elam's 46-yard field goal attempt was blocked. Indianapolis was able to add to its lead by capping a 64-yard drive with a 7-yard touchdown pass from Manning to Reggie Wayne.

Plummer—when hit from behind by Colts defensive end Dwight Freeney—fumbled on Denver's next possession, and the ball was recovered by Rob Morris on Denver's 20-yard line. Indianapolis settled for a 20-yard field goal that put it ahead 41-3. Midway through the fourth quarter after recovering a Colts fumble on its 38-yard-line, Denver finally found the end zone for the game's final score when Plummer connected with Smith for a 7-yard touchdown.

Plummer completed 23-of-30 passes for 181 yards with one touchdown but had a pair of interceptions. Clinton Portis led the Broncos with 68 rushing yards while Smith, Shannon Sharpe and Reuben Droughns each had five receptions.

OFFICIALS:

Referee — Johnny Grier (23); **Umpire** — Ed Coukart (71); **Head Linesman** — James Wilson (43); **Line Judge** — Jeff Bergman (32); **Field Judge** — Jim Saracino (58); **Side Judge** — Doug Rosenbaum (67); **Back Judge** — Scott Green (19); **Replay** — Dean Blandino.

DENVER BRONCOS

OFFENSE		DEFENSE	
WR 80 R. Smith		LE 93 T. Pryce	
LT 74 E. Salaam		LT 68 M. Fatafeh	
LG 50 B. Hamilton		RT 90 D. Holland	
C 66 T. Nalen		RE 92 B. Berry	
RG 62 D. Neil		WLB 59 D. Spragan	
RT 78 M. Lepsis		MLB 56 A. Wilson	
TE 84 S. Sharpe		SLB 33 J. Spencer	
WR 85 A. Lelie		LCB 35 L. Walls	
QB 16 J. Plummer		RCB 31 K. Herndon	
RB 26 C. Portis		SS 28 K. Kennedy	
FB 34 R. Droughns		FS 42 S. Brandon	

BRONCOS SUBSTITUTIONS: K 1 J. Elam, P/K 4 M. Knorr, WR 12 C. Adams, CB 21 S. Turner, RB 22 Q. Griffin, CB 23 W. Middlebrooks, S 32 C. Young, CB 33 J. Spencer, RB 38 M. Anderson, CB 47 R. McNeil, LB 53 J. Rutledge, LB 55 K. Burns, G/T 65 C. Carlisle, T 71 B. Brockermeyer, DT 75 M. Pope, WR 82 A. Madise, TE/LB 83 M. Leach, TE 86 P. Hape, TE 89 D. Carswell, DE 98 R. Hayward. **DID NOT PLAY:** QB 13 D. Kanell, WR 14 N. Jackson, DT 96 D. Davis. **INACTIVE:** 3QB 17 J. Jackson, CB/WR 24 D. O'Neal, RB 37 C. Sapp, T 69 P. Alexander, T 72 G. Foster, G 79 S. Herndon, WR 87 E. McCaffrey, TE 88 J. Putzier.

INDIANAPOLIS COLTS

OFFENSE		DEFENSE	
WR 87 R. Wayne		LE 79 R. Brock	
LT 78 T. Glenn		LT 75 L. Tripplett	
LG 64 R. DeMulling		RT 90 M. Reagor	
C 56 T. Peko		RE 93 D. Freeney	
RG 63 J. Saturday		SLB 53 M. Washington	
RT 71 R. Diem		MLB 94 R. Morris	
TE 81 M. Pollard		WLB 50 R. Thornton	
WR 88 M. Harrison		LCB 21 W. Harris	
QB 18 P. Manning		RCB 27 D. Macklin	
RB 32 E. James		SS 20 D. Strickland	
TE 80 J. Davenport		FS 28 I. Bashir	

COLTS SUBSTITUTIONS: QB 7 B. Huard, K 13 M. Vanderjagt, P 17 H. Smith, DB 25 N. Harper, DB 31 C. Crosby, RB 33 D. Rhodes, DB 34 J. Doering, RB 35 R. Williams, DB 41 C. Bird, TE 48 J. Snow, LB 52 K. Whiteside, LB 57 J. Nelson, LB 58 G. Brackett, LB 59 C. June, OG 74 S. Scullio, T 76 M. Freitas, WR 83 B. Stokley, WR 86 T. Walters, DE 92 C. Bratzke, DT 96 J. Williams, DE 98 R. Mathis, DE 99 B. Sciolli. **DID NOT PLAY:** RB 36 T. Lopienski. **INACTIVE:** WR 10 T. Wilkins, WR 11 J. Dawson, 3QB 16 C. Sauter, DB 20 M. Doss, DB 39 A. Floyd, TE 44 D. Clark, TE 49 P. Mitchell, WR 85 A. Moorehead.

		1	2	3	4	OT	TOTAL	FIELD GOALS (made () & missed)	
VISITOR	Denver Broncos	3	0	0	7	—	10	J. Elam (49) 46B	
HOME	Indianapolis Colts	14	17	10	0	—	41	M. Vanderjagt (27) (20)	

Team	Qtr	Clock Time	PLAY DESCRIPTION (Extra Point) (Drive Info)	SCORE	
				Visitor	Home
COLTS	1	12:02	B. Stokley 31 yd. pass from P. Manning (M. Vanderjagt, kick) (6-70, 3:05)	0	7
BRONCOS	1	3:48	J. Elam 49 yd. Field Goal (12-47, 8:14)	3	7
COLTS	1	0:36	M. Harrison 46 yd. pass from P. Manning (M. Vanderjagt, kick) (8-81, 3:17)	3	14
COLTS	2	7:28	M. Harrison 23 yd. pass from P. Manning (M. Vanderjagt, kick) (8-80, 3:49)	3	21
COLTS	2	1:51	B. Stokley 87 yd. pass from P. Manning (M. Vanderjagt, kick) (1-87, 0:10)	3	28
COLTS	2	0:00	M. Vanderjagt 27 yd. Field Goal (6-49, 0:55)	3	31
COLTS	3	5:19	R. Wayne 7 yd. pass from P. Manning (M. Vanderjagt, kick) (12-64, 5:45)	3	38
COLTS	3	0:55	M. Vanderjagt 20 yd. Field Goal (6-17, 3:38)	3	41
BRONCOS	4	7:04	R. Smith 7 yd. pass from J. Plummer (J. Elam, kick) (12-62, 6:18)	10	41

FINAL INDIVIDUAL STATISTICS

Denver Broncos										Indianapolis Colts												
RUSHING																						
C. Portis	ATT	YDS	AVG	LG	TD	E. James	ATT	YDS	AVG	LG	TD											
Q. Griffin	17	68	4.0	11	0	D. Rhodes	17	78	4.6	11	0											
J. Plummer	6	60	10.0	19	0	P. Manning	4	8	2.0	4	0											
	3	18	6.0	10	0	R. Williams	1	0	0.0	0	0											
							1	-1	-1.0	-1	0											
TOTAL	26	146	5.6	19	0	TOTAL	23	85	3.7	11	0											
PASSING																						
J. Plummer	ATT	CMP	YDS	TKO/ YD	TD	LG	IN	Rtg.	P. Manning	ATT	CMP	YDS	TKO/ YD	TD	LG	IN	Rtg.					
	30	23	181	2/5	1	34	2	74.4	B. Huard	5	4	17	0/0	0	16	0	80.8					
TOTAL	30	23	181	2/5	1	34	2	74.4	TOTAL	31	26	394	0/0	5	87	0	158.3					
PASS RECEIVING																						
R. Smith	NO	YDS	AVG	LG	TD	M. Harrison	NO	YDS	AVG	LG	TD											
S. Sharpe	5	66	13.2	34	1	R. Wayne	7	133	19.0	46	2											
R. Droughns	5	31	6.2	9	0	E. James	5	43	8.6	16	1											
Q. Griffin	5	19	3.8	10	0	E. James	5	37	7.4	13	0											
C. Adams	2	18	9.0	11	0	B. Stokley	4	144	36.0	87	2											
D. Carswell	2	18	9.0	14	0	T. Walters	3	1	0.3	3	0											
C. Portis	2	12	6.0	7	0	M. Pollard	1	25	25.0	25	0											
A. Lelie	1	10	10.0	10	0	J. Davenport	1	11	11.0	11	0											
	1	7	7.0	7	0																	
TOTAL	23	181	7.9	34	1	TOTAL	26	394	15.2	87	5											
INTERCEPTIONS																						
	NO	YDS	AVG	LG	TD	D. Macklin	NO	YDS	AVG	LG	TD											
	0	0	0.0	—	0		2	52	26.0	31	0											
TOTAL	0	0	0.0	—	0	TOTAL	2	52	26.0	31	0											
PUNTING																						
M. Knorr	NO	YDS	AVG	NET	TB	IN20	LG		NO	YDS	AVG	NET	TB	IN20	LG							
	2	84	42.0	32.0	1	1	44		0	0	0.0	0.0	0	0	—							
TOTAL	2	84	42.0	32.0	1	1	44	TOTAL	0	0	0.0	0.0	0	0	—							
PUNT RETURNS																						
	NO	YDS	AVG	FC	LG	TD		NO	YDS	AVG	FC	LG	TD									
	0	0	0.0	0	—	0	(DOWNED)	1	0	0.0	0	—	0									
RETURNS	0	0	0.0	0	—	0	(TOUCHBACK)	0	0	0.0	0	—	0									
							RETURNS	0	0	0.0	0	—	0									
KICKOFF RETURNS																						
R. Droughns	NO	YDS	AVG	FC	LG	TD	R. Williams	NO	YDS	AVG	FC	LG	TD									
(TOUCHBACK)	6	133	22.2	0	33	0	D. Rhodes	1	18	18.0	0	18	0									
	1	0	0.0	0	—	0		1	16	16.0	0	16	0									
RETURNS	6	133	22.2	0	33	0	RETURNS	2	34	17.0	0	18	0									
Denver Broncos										Indianapolis Colts												
FUMBLES	Fum	Lost	Rec.	Yds	TD	FF	Rec.	Yds	TD	Bnds	FUMBLES	Fum	Lost	Rec.	Yds	TD	FF	Rec.	Yds	TD	Bnds	
J. Plummer	1	1	0	0	0	0	0	0	0	0	P. Manning	1	0	1	-2	0	0	0	0	0	0	0
C. Portis	1	0	0	0	0	0	0	0	0	1	E. James	1	1	0	0	0	0	0	0	0	0	0
M. Fatafehi	0	0	0	0	0	1	0	0	0	0	M. Pollard	1	0	0	0	0	0	0	0	0	0	1
L. Walls	0	0	0	0	0	1	0	0	0	0	D. Freeney	0	0	0	0	0	1	0	0	0	0	0
R. Hayward	0	0	0	0	0	0	1	0	0	0	W. Harris	0	0	0	0	0	1	0	0	0	0	0
											R. Morris	0	0	0	0	0	1	0	0	0	0	0
TOTAL	2	1	0	0	0	2	1	0	0	1	TOTAL	3	1	1	-2	0	2	1	0	0	0	1

FINAL TEAM STATISTICS

	BRONCOS	COLTS		BRONCOS	COLTS
TOTAL FIRST DOWNS	20	23	FGs – PATs Had Blocked	1-0	0-0
By Rushing	10	6	Net punting average	32.0	0.0
By Passing	9	17	TOTAL RETURN YARDAGE (Not Including Kickoffs)	0	52
By Penalty	1	0	No. and Yards Punt Returns	0-0	0-0
THIRD DOWN EFFICIENCY	4-11-36%	6-8-75%	No. and Yards Kickoff Returns	6-133	2-34
FOURTH DOWN EFFICIENCY	2-2-100%	0-1-0%	No. and Yards Interception Returns	0-0	2-52
TOTAL NET YARDS	322	479	PENALTIES Number and Yards	5-55	5-40
Total Offensive Plays (inc. times thrown passing)	58	54	FUMBLES Number and Lost	2-1	3-1
Average gain per offensive play	5.6	8.9	TOUCHDOWNS	1	5
NET YARDS RUSHING	146	85	Rushing	0	0
Total Rushing Plays	56	23	Passing	1	5
Average gain per rushing play	2.6	3.7	Interceptions	0	2
Tackles for a loss – number and yards	2-4	2-5	EXTRA POINTS Made-Attempts	1-1	5-5
NET YARDS PASSING	176	394	Kicking Made-Attempts	1-1	5-5
Times thrown – yards lost attempting to pass	2-5	0-0	FIELD GOALS Made-Attempts	1-2	2-2
Gross yards passing	181	394	RED ZONE EFFICIENCY	1-1-100%	1-3-33%
PASS ATTEMPTS-COMPLETIONS-HAD INTERCEPTED	30-23-2	31-26-0	GOAL TO GO EFFICIENCY	0-0-0%	1-3-33%
Average gain per pass play (inc. # thrown passing)	5.5	12.7	SAFETIES	0	41
KICKOFFS Number-In End Zone-Touchbacks	3-0-0	7-1-1	FINAL SCORE	0	0
PUNTS Number and Average	2-42.0	0-0.0	TIME OF POSSESSION	34:38	25:22
Had Blocked	0	0			

BRONCOS DEFENSIVE STATISTICS

<i>(based on unofficial press box statistics)</i>																	
PLAYER	UT	A	TT	S-YDS	I-YDS	PD	FF	FR	PLAYER	UT	A	TT	S-YDS	I-YDS	PD	FF	FR
S. Brandon	10	0	10	0-0	0-0	0	0	0	K. Herndon	2	0	2	0-0	0-0	0	0	0
K. Kennedy	6	2	8	0-0	0-0	0	0	0	B. Berry	1	1	2	0-0	0-0	0	0	0
A. Wilson	6	1	7	0-0	0-0	0	0	0	M. Pope	1	0	1	0-0	0-0	0	0	0
D. Spragan	3	2	5	0-0	0-0	0	0	0	W. Middlebrooks	1	0	1	0-0	0-0	0	0	0
J. Sykes	2	2	4	0-0	0-0	1	0	0	J. Spencer	1	0	1	0-0	0-0	0	0	0
R. Hayward	3	0	3	0-0	0-0	0	0	1	D. Holland	0	1	1	0-0	0-0	0	0	0
M. Fatafehi	3	0	3	0-0	0-0	0	1	0	C. Young	0	0	0	0-0	0-0	0	0	0
L. Walls	3	0	3	0-0	0-0	0	1	0	K. Burns	0	0	0	0-0	0-0	0	0	0
T. Pryce	2	0	2	0-0	0-0	0	0	0	TEAM TOTALS	44	9	53	0-0	0-0	1	2	1



Baltimore 21, Denver 3

Sunday, Dec. 31, 2000 • 12:35 p.m. EST • PSINet Stadium • Baltimore

WEATHER: Mostly Sunny, 22° (wind chill 5°), Wind NNW 20-25 mph • ATTENDANCE: 69,638 • TIME: 2:54

2000 AFC Wild Card Playoff Game

The Denver Broncos' 2000 season ended with a 21-3 defeat at the hands of the Baltimore Ravens in an AFC Wild Card Playoff Game at PSINet Stadium in Baltimore on a blustery New Year's Eve day in front of 69,638 fans.

Denver's offense managed just 177 yards—the club's third-lowest output in 28 postseason games—and nine first downs against a record-setting Ravens defense, which put an end to the Broncos' seven-game postseason winning streak.

After a scoreless first quarter, Baltimore put up the first points when Jamal Lewis reached the end zone from one yard out early in the second quarter to cap a 10-play, 75-yard drive.

The Broncos answered with a 31-yard Jason Elam field goal to narrow the deficit to 7-3 when a promising 12-play, 68-yard drive stalled after a third-and-1 opportunity at the Ravens' 12-yard line. What followed would prove to be the play of the game, if not one of the more bizarre plays of the year.

The Ravens' Corey Harris returned the ensuing kickoff 15 yards to the Baltimore 42-yard line. On first-and-10, Baltimore's Trent Duffer attempted a screen pass to Lewis, who tipped the ball into and out of the hands of Denver cornerback Terrell Buckley. The loose ball was grabbed out of the air by former Broncos tight end Shannon Sharpe, who dashed 58 yards for a touchdown, boosting the lead to 14-3 at the half.

Baltimore increased its lead to 21-3 late in the third quarter when Lewis ran 27 yards for his second touchdown of the day to cap the scoring.

Denver managed just 83 yards on its eight second-half possessions and was held scoreless to preserve the lowest scoring output (3) in franchise postseason history. The Broncos penetrated Ravens territory just once all day and ran only seven plays on the Baltimore side of the field.

Broncos quarterback Gus Frerotte, subbing for the injured Brian Griese, completed 13-of-28 passes for 124 yards with one interception. Denver's Ed McCaffrey led all receivers with eight catches for 75 yards (9.4 avg.).

Mike Anderson led the Broncos in rushing with 40 yards on 15 carries. Safety Billy Jenkins and defensive end Maa Tanuvasa each had sacks for the Broncos' defense, which held Baltimore to 240 net yards of total offense and forced 10 punts. Denver also allowed the Ravens to convert just 4-of-14 (28.6%) of their third-down attempts.

OFFICIALS:

Referee — Larry Nemmers (20); **Umpire** — Bob Wagner (100); **Head Linesman** — Tony Veteri (36); **Line Judge** — Ron Phares (10); **Field Judge** — Steve Zimmer (33); **Side Judge** — Doug Toole (4); **Back Judge** — Richard Reels (83); **Replay** — Bob Boylston.

DENVER BRONCOS

OFFENSE		DEFENSE	
WR 80 R. Smith LT 77 T. Jones LG 64 L. Friedman C 66 T. Nalen RG 62 D. Neil RT 78 M. Lepsis TE 89 D. Carswell WR 87 E. McCaffrey QB 12 G. Frerotte RB 38 M. Anderson FB 29 H. Griffith	LE 98 M. Tanuvasa LT 94 K. Traylor RT 93 T. Pryce RE 95 K. Pittman WLB 51 J. Mobley MLB 56 A. Wilson SLB 53 B. Romanowski LCB 39 R. Crockett RCB 27 T. Buckley SS 32 B. Jenkins FS 26 E. Brown		

BRONCOS SUBSTITUTIONS: K 1 J. Elam, K 2 S. Lindsey, P 16 T. Rouen, QB 17 J. Jackson, CB 24 D. O'Neal, S 28 K. Kennedy, CB 33 J. Spencer, CB 35 J. Suttle, FB 42 D. Smith, RB 46 K. Coleman, S 48 G. Coghill, LB 52 I. Gold, LB 55 K. Burns, LB 59 G. Cadrez, C 60 K. C. Jones, G/T 65 C. Carlisle, WR 81 S. Montgomery, WR 83 T. McGriff, TE 86 B. Chamberlain, TE 88 De. Clark, DE 92 L. Archambeau, DE 96 H. Hasselbach, DT 97 M. Lodish. **DID NOT PLAY:** QB 14 B. Griese. **INACTIVE:** RB 30 T. Davis, S 47 Da. Clark, TE 82 B. Miller, WR 84 C. Cole, WR 85 C. Fields, DT 90 J. Johnson, DE 99 M. Reagar.

BALTIMORE RAVENS

OFFENSE		DEFENSE	
WR 87 Q. Ismail LT 75 J. Ogden LG 64 E. Mulitalo C 60 J. Mitchell RG 62 M. Flynn RT 70 H. Swayne TE 82 S. Sharpe TE 81 B. Coates QB 8 T. Duffer RB 31 Ja. Lewis FB 32 S. Gash	LE 90 R. Burnett LT 95 S. Adams RT 98 T. Siragusa RE 99 M. McCrary LLB 58 P. Boulware MLB 52 R. Lewis RLB 55 J. Sharper LCB 22 D. Starks RCB 21 C. McAlister SS 20 K. Herring FS 26 R. Woodson		

RAVENS SUBSTITUTIONS: K 3 M. Stover, P 5 K. Richardson, QB 12 T. Banks, FB 29 C. Evans, RB 33 P. Holmes, CB 35 R. Bailey, CB 38 J. Trapp, S 42 A. Mitchell, S 45 C. Harris, LB 50 B. Jackson, LB 51 C. Brown, LB 56 A. Davis, LB 57 O. Brigance, C 66 J. Hudson, OL 77 K. Vickers, DT 79 L. Webster, WR 80 B. Stokley, WR 83 P. Johnson, WR 84 Je. Lewis, WR 86 B. Davis, DT 91 L. Dalton, DE 93 K. Washington. **DID NOT PLAY:** OT 71 S. Folau. **INACTIVE:** 30B 7 C. Redman, WR 11 M. Nash, CB 25 C. Love, S 43 A. Poindexter, OT 72 S. Williams, OG 74 O. Bobo, TE 85 J. Jones, DE 96 A. Thomas.

		1	2	3	4	OT	TOTAL	FIELD GOALS (made () & missed)
VISITOR	Denver Broncos	0	3	0	0	—	3	J. Elam (31)
HOME	Baltimore Ravens	0	14	7	0	—	21	

Team	Qtr	Clock Time	PLAY DESCRIPTION (Extra Point) (Drive Info)	SCORE	
				Visitor	Home
RAVENS	2	11:43	Ja. Lewis 1 yd. run (M. Stover, kick) (10-75, 5:51)	0	7
BRONCOS	2	4:31	J. Elam 31 yd. Field Goal (12-68, 7:12)	3	7
RAVENS	2	4:06	S. Sharpe 58 yd. pass from T. Duffer (M. Stover, kick) (1-58, 0:25)	3	14
RAVENS	3	3:19	Ja. Lewis 27 yd. run (M. Stover, kick) (2-28, 0:42)	3	21

FINAL INDIVIDUAL STATISTICS

Denver Broncos										Baltimore Ravens																		
RUSHING	ATT	YDS	AVG	LG	TD	RUSHING	ATT	YDS	AVG	LG	TD	RUSHING	ATT	YDS	AVG	LG	TD											
M. Anderson	15	40	2.7	13	0	Ja. Lewis	30	110	3.7	27	2	T. Diifer	1	0	0	0	0											
R. Smith	2	3	1.5	7	0	P. Holmes	5	6	1.2	4	0	Je. Lewis	1	5	5.0	5	0											
G. Ferrotte	1	-1	-1.0	-1	0	T. Diifer	1	2	2.0	2	0	T. Banks	1	-1	-1.0	-1	0											
TOTAL	18	42	2.3	13	0	TOTAL	38	122	3.2	27	2	TOTAL	38	122	3.2	27	2											
PASSING	ATT	CMP	YDS	TKD/YD	TD	LG	IN	Rtg.	PASSING	ATT	CMP	YDS	TKD/YD	TD	LG	IN	Rtg.											
G. Ferrotte	28	13	124	4/34	0	24	1	44.3	T. Diifer	14	9	130	2/12	1	58	0	118.2											
J. Jackson	10	5	54	1/9	0	19	0	66.3	T. Banks	1	0	0	0/0	0	0	0	39.6											
TOTAL	38	18	178	5/43	0	24	1	50.1	TOTAL	15	9	130	2/12	1	58	0	110.4											
PASS RECEIVING	NO	YDS	AVG	LG	TD	PASS RECEIVING	NO	YDS	AVG	LG	TD	PASS RECEIVING	NO	YDS	AVG	LG	TD											
E. McCaffrey	8	75	9.4	16	0	O. Ismail	4	35	8.8	15	0	S. Sharpe	3	73	24.3	58	1											
R. Smith	3	58	19.3	24	0	S. Sharpe	3	73	24.3	58	1	Ja. Lewis	1	15	15.0	15	0											
M. Anderson	2	10	5.0	8	0	Ja. Lewis	1	15	15.0	15	0	S. Gash	1	7	7.0	7	0											
D. Carswell	2	8	4.0	6	0	S. Gash	1	7	7.0	7	0	TOTAL	9	130	14.4	58	1											
H. Griffith	1	16	16.0	16	0	TOTAL	9	130	14.4	58	1	INTERCEPTIONS	NO	YDS	AVG	LG	TD											
T. McGriff	1	6	6.0	6	0	R. Lewis	1	4	4.0	4	0	TOTAL	1	4	4.0	4	0											
De. Clark	1	5	5.0	5	0	TOTAL	1	4	4.0	4	0	PUNTING	NO	YDS	AVG	NET	TB	IN20	LG									
TOTAL	18	178	9.9	24	0	INTERCEPTIONS	NO	YDS	AVG	LG	TD	K. Richardson	10	383	38.3	33.0	2	4	66									
INTERCEPTIONS	NO	YDS	AVG	LG	TD	INTERCEPTIONS	NO	YDS	AVG	LG	TD	TOTAL	10	383	38.3	33.0	2	4	66									
TOTAL	0	0	0.0	—	0	TOTAL	1	4	4.0	4	0	PUNTING	NO	YDS	AVG	NET	TB	IN20	LG									
PUNTING	NO	YDS	AVG	NET	TB	IN20	LG	PUNTING	NO	YDS	AVG	NET	TB	IN20	LG	PUNTING	NO	YDS	AVG	NET	TB	IN20	LG					
T. Rouen	9	346	38.4	35.6	0	0	62	K. Richardson	10	383	38.3	33.0	2	4	66	TOTAL	10	383	38.3	33.0	2	4	66					
TOTAL	9	346	38.4	35.6	0	0	62	TOTAL	10	383	38.3	33.0	2	4	66	PUNT RETURNS	NO	YDS	AVG	FC	LG	TD						
PUNT RETURNS	NO	YDS	AVG	FC	LG	TD	PUNT RETURNS	NO	YDS	AVG	FC	LG	TD	PUNT RETURNS	NO	YDS	AVG	FC	LG	TD								
D. O'Neal	3	13	4.3	0	7	0	Je. Lewis	4	26	6.5	2	17	0	(DOWNED)	3	0	0.0	0	—	0								
D. Smith	1	0	0.0	0	0	0	(DOWNED)	3	0	0.0	0	—	0	RETURNS	4	26	6.5	2	17	0								
T. Buckley	0	0	0.0	1	—	0	RETURNS	4	26	6.5	2	17	0	KICKOFF RETURNS	NO	YDS	AVG	FC	LG	TD								
(DOWNED)	3	0	0.0	0	—	0	B. Chamberlain	1	15	15.0	0	15	0	KICKOFF RETURNS	NO	YDS	AVG	FC	LG	TD								
(TOUCHBACK)	2	0	0.0	0	—	0	D. Smith	1	15	15.0	0	15	0	C. Harris	1	15	15.0	0	15	0								
RETURNS	4	13	3.3	1	7	0	D. O'Neal	1	13	13.0	0	13	0	B. Coates	1	8	8.0	0	8	0								
KICKOFF RETURNS	NO	YDS	AVG	FC	LG	TD	(TOUCHBACK)	1	0	0.0	0	—	0	RETURNS	2	23	11.5	0	15	0								
B. Chamberlain	1	15	15.0	0	15	0	RETURNS	3	43	14.3	0	15	0	Denver Broncos	Own	Opp.	Out	Baltimore Ravens	Own	Opp.	Out							
D. Smith	1	15	15.0	0	15	0	FUMBLES	Fum	Lost	Rec.	Yds	TD	FF	Rec.	Yds	TD	Bnds	FUMBLES	Fum	Lost	Rec.	Yds	TD	FF	Rec.	Yds	TD	Bnds
D. O'Neal	1	13	13.0	0	13	0	B. Jenkins	0	0	0	0	0	1	0	0	0	0	T. Diifer	1	0	0	0	0	0	0	0	0	
(TOUCHBACK)	1	0	0.0	0	—	0	TOTAL	0	0	0	0	0	1	0	0	0	0	J. Ogden	0	1	0	0	0	0	0	0	0	
RETURNS	3	43	14.3	0	15	0	TOTAL	0	0	0	0	0	1	0	0	0	0	TOTAL	1	0	1	0	0	0	0	0	0	

FINAL TEAM STATISTICS

	BRONCOS				RAVENS				BRONCOS				RAVENS			
TOTAL FIRST DOWNS	9				13				9-38.4				10-38.3			
By Rushing	1				5				Had Blocked				0			
By Passing	8				7				FGs – PATs Had Blocked				0-0			
By Penalty	0				1				Net punting average				35.6			
THIRD DOWN EFFICIENCY	3-16-19%				4-14-29%				TOTAL RETURN YARDAGE (Not Including Kickoffs)				13			
FOURTH DOWN EFFICIENCY	1-3-33%				0-0-0%				No. and Yards Punt Returns				4-13			
TOTAL NET YARDS	177				240				No. and Yards Kickoff Returns				3-43			
Total Offensive Plays (inc. times thrown passing)	61				55				No. and Yards Interception Returns				0-0			
Average gain per offensive play	2.9				4.4				PENALTIES Number and Yards				6-33			
NET YARDS RUSHING	42				122				FUMBLES Number and Lost				0-0			
Total Rushing Plays	18				38				TOUCHDOWNS				0			
Average gain per rushing play	2.3				3.2				Rushing				0			
Tackles for a loss – number and yards	1-4				3.6				Passing				0			
NET YARDS PASSING	135				118				EXTRA POINTS Made-Attempts				0-0			
Times thrown – yards lost attempting to pass	5-43				2-12				Kicking Made-Attempts				0-0			
Gross yards passing	178				130				FIELD GOALS Made-Attempts				1-1			
PASS ATTEMPTS-COMPLETIONS-HAD INTERCEPTED	38-18-1				15-9-0				SAFETIES				3			
Average gain per pass play (inc. # thrown passing)	3.1				6.9				FINAL SCORE				0			
KICKOFFS Number-In End Zone-Touchbacks	2-0-0				4-1-1				TIME OF POSSESSION				27:37			

BRONCOS DEFENSIVE STATISTICS

PLAYER	(based on unofficial press box statistics)								PLAYER								
	UT	A	TT	S-YDS	I-YDS	PD	FF	FR		UT	A	TT	S-YDS	I-YDS	PD	FF	FR
B. Jenkins	10	2	12	1-10	0-0	0	1	0	I. Gold	1	0	1	0-0	0-0	0	0	0
T. Pryce	7	0	7	0-0	0-0	1	0	0	M. Lodish	1	0	1	0-0	0-0	0	0	0
J. Mobley	6	0	6	0-0	0-0	0	0	0	K. Traylor	0	1	1	0-0	0-0	0	0	0
A. Wilson	4	2	6	0-0	0-0	0	0	0	L. Archambeau	0	0	0	0-0	0-0	0	0	0
E. Brown	4	1	5	0-0	0-0	0	0	0	T. Buckley	0	0	0	0-0	0-0	0	0	0
M. Tanuasa	3	2	5	1-2	0-0	0	0	0	G. Gadrez	0	0	0	0-0	0-0	0	0	0
H. Hasselbach	4	0	4	0-0	0-0	0	0	0	D. O'Neal	0	0	0	0-0	0-0	0	0	0
B. Romanowski	2	2	4	0-0	0-0	0	0	0	J. Spencer	0	0	0	0-0	0-0	0	0	0
K. Pittman	2	1	3	0-0	0-0	0	0	0	TEAM TOTALS	46	11	57	2-12	0-0	1	1	0
R. Crockett	2	0	2	0-0	0-0	0	0	0									



Denver 34, Atlanta 19

Sunday, Jan. 31, 1999 • 6:25 p.m. EST • Pro Player Stadium • Miami

WEATHER: Mostly Cloudy, 73°, Wind E 10 mph • **ATTENDANCE:** 74,803 • **TIME:** 3:18

Super Bowl XXXIII



The Denver Broncos clinched their second consecutive World Championship with a 34-19 victory over the Atlanta Falcons in Super Bowl XXXIII before 74,803 fans at Miami's Pro Player Stadium and millions more watching around the world. Denver became just the sixth franchise in NFL history to win back-to-back Super Bowl titles and posted the seventh repeat championship in Super Bowl history.

Quarterback John Elway claimed the game's Most Valuable Player award by completing 18-of-29 passes for 336 yards (third most in Super Bowl history at the time), including an 80-yard scoring toss to Rod Smith in the second quarter that tied for the second-longest TD pass in Super Bowl history. Elway also ran for a 3-yard score in the fourth quarter, making him the oldest player (38) to score a touchdown in the Super Bowl, eclipsing the mark he set a year earlier by scoring in Super Bowl XXXII.

Elway's accurate passing and the effective running of Terrell Davis, who set an NFL record with his seventh consecutive 100-yard game in the postseason (102 yards), kept the Falcons off balance all night. The Broncos' defense chipped in with two sacks and four takeaways, including two interceptions by Darrien Gordon, who set a Super Bowl record for most interception return yards in a game (108).

Atlanta took the opening kickoff and capped its drive with a 32-yard Morten Andersen field goal before Denver answered with the game's next 17 points. The first score came on a 1-yard run by Howard Griffith that ended a 10-play, 80-yard opening drive by the Broncos, and the lead was increased to 10-3 on a 26-yard Jason Elam field goal that capped Denver's third possession. After Andersen missed a 26-yard field goal attempt, the Broncos answered with the Elway-to-Smith 80-yard score on the next play to push the lead to 17-3. The Falcons narrowed the margin to 17-6 at halftime with a 28-yard Andersen field goal.

After a scoreless third quarter, Denver took advantage of Gordon's first interception by capping a short 24-yard drive with another Griffith 1-yard touchdown run early in the fourth quarter. Gordon's second interception set up Elway's 3-yard touchdown run that put Denver ahead 31-6 with 11:20 remaining. Two late touchdowns by Atlanta, sandwiched around a 37-yard Elam field goal, produced the final margin.

OFFICIALS:

Referee — Bernie Kukar (86); **Umpire** — Jim Daopoulos (75); **Head Linesman** — Sanford Rivers (21); **Line Judge** — Ron Baynes (56); **Field Judge** — Tim Millis (80); **Side Judge** — Gary Lane (120); **Back Judge** — Don Hakes (96).

DENVER BRONCOS

OFFENSE		DEFENSE	
WR 80 R. Smith	LE 96 H. Hasselbach	LT 77 T. Jones	LT 94 K. Traylor
LG 69 M. Schlereth	RT 93 T. Pryce	C 66 T. Nalen	RE 98 M. Tanuvasa
RG 62 D. Neil	WLB 51 J. Mobley	RT 74 H. Swayne	MLB 59 G. Cadrez
TE 84 S. Sharpe	SLB 53 B. Romanowski	WR 87 E. McCaffrey	LCB 39 R. Crockett
QB 7 J. Elway	RCB 21 D. Gordon	HB 30 T. Davis	SS 34 T. Braxton
FB 29 H. Griffith	FS 27 S. Atwater		

BRONCOS SUBSTITUTIONS: K 1 J. Elam, QB 6 B. Brister, P 16 T. Rouen, CB 20 T. James, RB 22 V. Hebron, CB 25 D. Johnson, CB 28 T. Paul, RB 31 D. Loville, RB 37 A. Lynn, FB 42 D. Smith, S 48 G. Coghill, LB 56 K. Burns, G 63 D. Diaz-Infante, T 78 M. Lepsis, WR 82 M. Nash, WR 85 W. Green, TE 86 B. Chamberlain, TE 89 D. Carswell, DE 90 N. Smith, DE 91 A. Williams, DE 95 M. Washington, DT 97 M. Lodish, LB 99 S. Joyner. **INACTIVE:** QB 14 B. Griese, S 26 E. Brown, LB 54 N. Wayne, C 60 K.C. Jones, T 70 T. Teague, DE 73 C. Brown, G 79 C. Banks, WR 83 J. Armour.

ATLANTA FALCONS

OFFENSE		DEFENSE	
WR 80 T. Martin	LE 92 L. Archambeau	LT 70 B. Whitfield	LT 98 T. Hall
LG 68 C. Collins	RT 75 S. Dronett	C 61 R. Tobeck	RE 90 C. Smith
RG 69 G. Williams	WLB 97 C. Bennett	RT 74 E. Salaam	MLB 58 J. Tuggle
TE 88 O.J. Santiago	SLB 94 H. Crockett	WR 81 T. Mathis	LCB 34 R. Buchanan
QB 12 C. Chandler	RCB 20 M. Booker	RB 32 J. Anderson	SS 35 W. White
FB 85 B. Kozlowski	FS 41 E. Robinson		

FALCONS SUBSTITUTIONS: P 4 D. Strzyzinski, K 5 M. Andersen, CB 21 E. Williams, CB 23 R. Bradford, S 25 D. Bush, RB 28 H. Green, CB 29 R. Fuller, FB 45 G. Downs, LB 52 C. Sauer, LB 54 R. Hamilton, LB 56 K. Brooking, LB 59 B. Talley, G 64 B. Hallen, C/G 67 A. Schreiber, T 76 J. Portilla, WR 82 R. Harris, WR 83 T. Dwight, TE 86 E. Smith, DE 91 J. Burrough, DT 95 E. Tualo, DE 96 A. Edwards. **DID NOT PLAY:** QB 17 S. DeBerg, RB 33 K. Oxendine. **INACTIVE:** QB 13 T. Graziani, CB 26 D. Anderson, S 27 O. Brown, S 47 C. Bayne, G/C 79 D. Widell, TE 84 R. Monroe, WR 89 T. Kinchen, DE 93 S. Swayda.

		1	2	3	4	OT	TOTAL	FIELD GOALS (made () & missed)	
VISITOR	Denver Broncos	7	10	0	17	—	34	J. Elam (26) 38WR 48WL (37)	
HOME	Atlanta Falcons	3	3	0	13	—	19	M. Andersen (32) 26WR (28)	

Team	Qtr	Clock Time	PLAY DESCRIPTION (Extra Point) (Drive Info)	SCORE	
				Visitor	Home
FALCONS	1	9:35	M. Andersen 32 yd. Field Goal (10-48, 5:25)	0	3
BRONCOS	1	3:55	H. Griffith 1 yd. run (J. Elam, kick) (10-80, 5:40)	7	3
BRONCOS	2	9:17	J. Elam 26 yd. Field Goal (11-63, 4:58)	10	3
BRONCOS	2	4:54	R. Smith 80 yd. pass from J. Elway (J. Elam, kick) (1-80, 0:13)	17	3
FALCONS	2	2:25	M. Andersen 28 yd. Field Goal (7-38, 2:29)	17	6
BRONCOS	4	14:56	H. Griffith 1 yd. run (J. Elam, kick) (5-24, 1:50)	24	6
BRONCOS	4	11:20	J. Elway 3 yd. run (J. Elam, kick) (3-48, 1:17)	31	6
FALCONS	4	11:01	T. Dwight 94 yd. kickoff return (M. Andersen, kick)	31	13
BRONCOS	4	7:08	J. Elam 37 yd. Field Goal (7-36, 3:53)	34	13
FALCONS	4	2:04	T. Mathis 3 yd. pass from C. Chandler (2-pt. Attempt Failed) (16-76, 5:04)	34	19

FINAL INDIVIDUAL STATISTICS

Denver Broncos										Atlanta Falcons																
RUSHING	ATT	YDS	AVG	LG	TD	RUSHING	ATT	YDS	AVG	LG	TD	RUSHING	ATT	YDS	AVG	LG	TD									
T. Davis	25	102	4.1	15	0	J. Anderson	18	96	5.3	15	0	H. Griffith	4	9	2.3	4	2									
D. Loville	2	8	4.0	6	0	C. Chandler	4	30	7.5	12	0	D. Loville	2	8	4.0	6	0									
J. Elway	3	2	0.7	3	1	T. Dwight	1	5	5.0	5	0	J. Elway	3	2	0.7	3	1									
R. Smith	1	1	1.0	1	0							R. Smith	1	1	1.0	1	0									
B. Brister	1	-1	-1.0	-1	0							B. Brister	1	-1	-1.0	-1	0									
TOTAL	36	121	3.4	15	3	TOTAL	23	131	5.7	15	0	TOTAL	36	121	3.4	15	3									
PASSING	ATT	CMP	YDS	TD	LG	IN	Rtg.	PASSING	ATT	CMP	YDS	TD	LG	IN	Rtg.	PASSING	ATT	CMP	YDS	TD	LG	IN	Rtg.			
J. Elway	29	18	336	0/0	1	80	1	99.2	C. Chandler	35	19	213	2/13	1	30	3	47.2	J. Elway	29	18	336	0/0	1	80	1	99.2
TOTAL	29	18	336	0/0	1	80	1	99.2	TOTAL	35	19	213	2/13	1	30	3	47.2	TOTAL	29	18	336	0/0	1	80	1	99.2
PASS RECEIVING	NO	YDS	AVG	LG	TD	PASS RECEIVING	NO	YDS	AVG	LG	TD	PASS RECEIVING	NO	YDS	AVG	LG	TD									
R. Smith	5	152	30.4	80	1	T. Mathis	7	85	12.1	30	1	R. Smith	5	152	30.4	80	1									
E. McCaffrey	5	72	14.4	25	0	T. Martin	5	79	15.8	23	0	E. McCaffrey	5	72	14.4	25	0									
B. Chamberlain	3	29	9.7	13	0	J. Anderson	3	16	5.3	9	0	B. Chamberlain	3	29	9.7	13	0									
T. Davis	2	50	25.0	39	0	R. Harris	2	21	10.5	13	0	T. Davis	2	50	25.0	39	0									
S. Sharpe	2	26	13.0	14	0	O.J. Santiago	1	13	13.0	13	0	S. Sharpe	2	26	13.0	14	0									
H. Griffith	1	7	7.0	7	0	B. Kozlowski	1	5	5.0	5	0	H. Griffith	1	7	7.0	7	0									
TOTAL	18	336	18.7	80	1	TOTAL	19	219	11.5	30	1	TOTAL	18	336	18.7	80	1									
INTERCEPTIONS	NO	YDS	AVG	LG	TD	INTERCEPTIONS	NO	YDS	AVG	LG	TD	INTERCEPTIONS	NO	YDS	AVG	LG	TD									
D. Gordon	2	108	54.0	58	0	R. Bradford	1	1	1.0	1	0	D. Gordon	2	108	54.0	58	0									
D. Johnson	1	28	28.0	28	0							D. Johnson	1	28	28.0	28	0									
TOTAL	3	136	45.3	58	0	TOTAL	1	1	1.0	1	0	TOTAL	3	136	45.3	58	0									
PUNTING	NO	YDS	AVG	NET	TB	IN20	LG	PUNTING	NO	YDS	AVG	NET	TB	IN20	LG	PUNTING	NO	YDS	AVG	NET	TB	IN20	LG			
T. Rouen	1	35	35.0	35.0	0	1	35	D. Strzyzinski	1	39	39.0	39.0	0	0	39	T. Rouen	1	35	35.0	35.0	0	1	35			
TOTAL	1	35	35.0	35.0	0	1	35	TOTAL	1	39	39.0	39.0	0	0	39	TOTAL	1	35	35.0	35.0	0	1	35			
PUNT RETURNS	NO	YDS	AVG	FC	LG	TD	PUNT RETURNS	NO	YDS	AVG	FC	LG	TD	PUNT RETURNS	NO	YDS	AVG	FC	LG	TD						
(DOWNED)	1	0	0.0	0	—	0	T. Dwight	0	0	0.0	1	—	0	(DOWNED)	1	0	0.0	0	—	0						
RETURNS	0	0	0.0	0	—	0	RETURNS	0	0	0.0	1	—	0	RETURNS	0	0	0.0	0	—	0						
KICKOFF RETURNS	NO	YDS	AVG	FC	LG	TD	KICKOFF RETURNS	NO	YDS	AVG	FC	LG	TD	KICKOFF RETURNS	NO	YDS	AVG	FC	LG	TD						
V. Hebron	2	42	21.0	0	26	0	T. Dwight	5	210	42.0	0	94	1	V. Hebron	2	42	21.0	0	26	0						
B. Chamberlain	1	2	2.0	0	2	0	B. Kozlowski	2	17	8.5	0	16	0	B. Chamberlain	1	2	2.0	0	2	0						
RETURNS	3	44	14.7	0	26	0	RETURNS	7	227	32.4	0	94	1	RETURNS	3	44	14.7	0	26	0						
Denver Broncos	Fum	Lost	Own Rec.	Yds	TD	Opp. Rec.	Yds	TD	Out Bnds	Atlanta Falcons	Fum	Lost	Own Rec.	Yds	TD	Opp. Rec.	Yds	TD	Out Bnds							
G. Coghill	0	0	0	0	0	1	0	0	0	J. Anderson	1	1	0	0	0	0	0	0	0							
T. Braxton	0	0	0	0	0	1	4	0	0	TOTAL	1	1	0	0	0	0	0	0	0							
TOTAL	0	0	0	0	0	1	4	0	0	TOTAL	1	1	0	0	0	0	0	0	0							

FINAL TEAM STATISTICS

	BRONCOS	FALCONS		BRONCOS	FALCONS
TOTAL FIRST DOWNS	22	21	FGs – PATs Had Blocked	0-0	0-0
By Rushing	8	8	TOTAL RETURN YARDAGE (Not Including Kickoffs)	136	1
By Passing	14	12	No. and Yards Punt Returns	0-0	0-0
By Penalty	0	1	No. and Yards Kickoff Returns	3-44	7-227
THIRD DOWN EFFICIENCY	6-13-46%	5-11-45%	No. and Yards Interception Returns	3-136	1-1
FOURTH DOWN EFFICIENCY	0-1-0%	1-2-50%	PENALTIES Number and Yards	4-61	0-0
TOTAL NET YARDS	457	337	FUMBLES Number and Lost	0-0	1-1
Total Offensive Plays (inc. times thrown passing)	65	60	TOUCHDOWNS	4	2
Average gain per offensive play	7.0	5.6	Rushing	3	0
NET YARDS RUSHING	121	131	Passing	1	1
Total Rushing Plays	36	23	Kickoff Returns	0	1
Average gain per rushing play	3.4	5.7	EXTRA POINTS Made-Attempts	4-4	1-2
NET YARDS PASSING	336	206	Kicking Made-Attempts	4-4	1-1
Times thrown – yards lost attempting to pass	0-0	2-13	Passing Made-Attempts	0-0	0-1
Gross yards passing	336	219	FIELD GOALS Made-Attempts	2-4	2-3
PASS ATTEMPTS-COMPLETIONS-HAD INTERCEPTED	29-18-1	35-19-3	SAFETIES	0	0
Average gain per pass play (inc. # thrown passing)	11.6	5.6	FINAL SCORE	34	19
KICKOFFS Number-In End Zone-Touchbacks	7-0-0	5-2-1	TIME OF POSSESSION	31:23	28:37
PUNTS Number and Average	1-35	1-39			
Had Blocked	0	0			

BRONCOS DEFENSIVE STATISTICS

(based on unofficial press box statistics)																	
PLAYER	UT	A	TT	S-YDS	I-YDS	PD	FF	FR	PLAYER	UT	A	TT	S-YDS	I-YDS	PD	FF	FR
G. Cadrez	4	4	8	0-0	0-0	0	0	0	H. Hasselbach	1	1	2	0-0	0-0	0	0	0
S. Atwater	4	3	7	0-0	0-0	1	0	0	G. Coghill	1	0	1	0-0	0-0	0	1	0
R. Crockett	5	0	5	0-0	0-0	0	0	0	D. Johnson	1	0	1	0-0	1-28	1	0	0
B. Romanowski	4	1	5	1-7	0-0	1	0	0	M. Washington	1	0	1	0-0	0-0	0	0	0
D. Gordon	2	1	3	0-0	2-108	3	0	0	T. Pryce	0	1	1	0-0	0-0	0	0	0
M. Tanuvasa	2	1	3	0-0	0-0	0	0	0	N. Smith	0	1	1	0-0	0-0	0	0	0
J. Mobley	1	2	3	1-6	0-0	0	0	0	T. James	0	0	0	0-0	0-0	1	0	0
K. Traylor	1	2	3	0-0	0-0	1	0	0	M. Lodish	0	0	0	0-0	0-0	0	0	0
A. Williams	2	0	2	0-0	0-0	2	0	0	TEAM TOTALS	30	18	48	2-13	3-136	11	1	1
T. Braxton	1	1	2	0-0	0-0	1	0	1									



Denver 23, N.Y. Jets 10

Sunday, Jan. 17, 1999 • 2:15 p.m. MST • Mile High Stadium • Denver

WEATHER: Sunny, 41° (wind chill 18°), Wind NW 24 mph • **ATTENDANCE:** 75,482 • **TIME:** 3:16

1998 AFC Championship Game

The Broncos clinched their AFC-record sixth berth in a Super Bowl by defeating the New York Jets 23-10 in the AFC Championship Game before a crowd of 75,482 fans at Mile High Stadium and a CBS national television audience.

After failing to score in the first half, the Broncos scored 20 third-quarter points to take control of the game. The win propelled Denver to the Super Bowl for the second consecutive season, matching the back-to-back Super Bowl appearances of the 1986 and '87 Broncos.

The Jets took a 10-0 lead after John Hall's 32-yard field goal in the second quarter and Curtis Martin's 1-yard touchdown run early in the third quarter that was set up by a blocked punt at the Broncos' 1-yard line. That touchdown proved to be just the wake-up call that Denver needed to ignite its offense as well as the unusually quiet Mile High crowd. On first-and-10 from the 36-yard line, John Elway connected with Ed McCaffrey on a 47-yard pass play before finding fullback Howard Griffith for an 11-yard touchdown pass to narrow the Jets' lead to 10-7.

Then, a wind-stifled kickoff fumble was recovered by Broncos linebacker Keith Burns and turned into a 44-yard Jason Elam field goal to tie the game. Following another Elam field goal, the Broncos opened up a 10-point lead, 20-10, on Terrell Davis' 31-yard touchdown run late in the third quarter.

The Broncos' defense, which deserved credit for keeping the club in the game in the first half while the offense sputtered, forced six turnovers (including two interceptions by Darrien Gordon) and held the Jets to 14 yards on 13 rushes. The four opponent fumbles recovered by Denver set a franchise postseason record.

Davis set numerous records during the contest, including passing his own NFL-record total of 2,331 yards rushing in an entire season (regular and postseason combined) set in 1997 and rushing for 100 yards for the sixth consecutive postseason game to tie John Riggins for the most all time. He also passed Larry Csonka and Riggins for seventh and sixth place in career postseason rushing yards. Tight end Shannon Sharpe (two catches) tied Vance Johnson (40) for the most career receptions in the postseason by a Bronco while Elam's three field goals tied a Denver single-game playoff record.

With its win, Denver maintained a perfect record (12-0) when leading after three quarters in the playoffs.

OFFICIALS:

Referee — Ed Hochuli (85); **Umpire** — Chad Brown (31); **Head Linesman** — George Hayward (54); **Line Judge** — Tom Barnes (55); **Field Judge** — Tom Sifferman (118); **Side Judge** — Doug Toole (4); **Back Judge** — Richard Reels (83).

DENVER BRONCOS

OFFENSE

WR 80 R. Smith
LT 77 T. Jones
LG 69 M. Schlereth
C 66 T. Nalen
RG 62 D. Neil
RT 74 H. Swayne
TE 84 S. Sharpe
WR 87 E. McCaffrey
QB 7 J. Elway
HB 30 T. Davis
TE 89 D. Carswell

DEFENSE

LE 96 H. Hasselbach
LT 94 K. Traylor
RT 93 T. Pryce
RE 98 M. Tanuvasa
WLB 51 J. Mobley
MLB 59 G. Cadrez
SLB 53 B. Romanowski
LCB 39 R. Crockett
RCB 21 D. Gordon
CB 25 D. Johnson
FS 27 S. Atwater

BRONCOS SUBSTITUTIONS: K 1 J. Elam, P 16 T. Rouen, CB 20 T. James, RB 22 V. Hebron, CB 28 T. Paul, FB 29 H. Griffith, RB 31 D. Loville, S 34 T. Braxton, RB 37 A. Lynn, FB 42 D. Smith, S 48 G. Coghill, LB 56 K. Burns, G 63 D. Diaz-Infante, T 78 M. Lepsis, WR 82 M. Nash, WR 85 W. Green, TE 86 B. Chamberlain, DE 90 N. Smith, DE 91 A. Williams, DE 95 M. Washington, DT 97 M. Lodish, LB 99 S. Joyner. **DID NOT PLAY:** QB 6 B. Brister. **INACTIVE:** QB 14 B. Griese, S 26 E. Brown, LB 54 N. Wayne, C 60 K.C. Jones, T 70 T. Teague, DE 73 C. Brown, G 79 C. Banks, WR 83 J. Armour.

NEW YORK JETS

OFFENSE

WR 19 K. Johnson
LT 76 J. Elliott
LG 62 T. Burger
C 68 K. Mawae
RG 70 M. O'Dwyer
RT 69 J. Fabin
TE 88 K. Brady
WR 80 W. Chrebet
QB 16 V. Testaverde
RB 28 C. Martin
FB 41 K. Byars

DEFENSE

LE 95 R. Lyle
LT 72 J. Ferguson
RE 98 A. Pleasant
OLB 53 C. Cascadden
LLB 57 M. Lewis
MLB 52 P. Johnson
RLB 51 B. Cox
LCB 24 R. Mickens
RCB 45 O. Smith
SS 21 V. Green
FS 44 C. Brown

JETS SUBSTITUTIONS: K 9 J. Hall, P 17 J. Kidd, RB 22 D. Meggett, S 23 K. Williams, S 30 C. Hayes, CB 31 A. Glenn, CB 42 M. Coleman, S 47 S. Frost, LB 50 R. Holmberg, LB 54 D. Gordon, LB 58 J. Farris, C/G 65 J. Hudson, C/G 67 M. Gistler, T/G 71 K. Jenkins, TE 82 B. Spence, TE 84 F. Baxter, WR 86 A. Van Dyke, WR 89 D. Ward, DE 92 B. Hamilton, DT 93 E. Logan, DE 99 E. Ogbogu. **DID NOT PLAY:** QB 6 R. Lucas, RB 20 R. Anderson. **INACTIVE:** QB 4 G. Foley, S 26 J. Henderson, FB 33 J. Sowell, G/T 60 D. Karczewski, G 66 A. Bernstein, DT 75 C. Hansen, G 79 J. Bundern, DE 97 D. Boose.

		1	2	3	4	OT	TOTAL	FIELD GOALS (made () & missed)	
VISITOR	New York Jets	0	3	7	0	—	10	J. Hall	42WR (32)
HOME	Denver Broncos	0	0	20	3	—	23	J. Elam	(44) (48) (35)

Team	Qtr	Clock Time	PLAY DESCRIPTION (Extra Point) (Drive Info)	SCORE	
				Visitor	Home
JETS	2	0:00	J. Hall 32 yd. Field Goal (6-46, 0:38)	3	0
JETS	3	11:56	C. Martin 1 yd. run (J. Hall, kick) (1-1, 0:04)	10	0
BRONCOS	3	10:18	H. Griffith 11 yd. pass from J. Elway (J. Elam, kick) (3-64, 1:38)	10	7
BRONCOS	3	8:23	J. Elam 44 yd. Field Goal (4-5, 1:46)	10	10
BRONCOS	3	2:58	J. Elam 48 yd. Field Goal (8-27, 3:14)	10	13
BRONCOS	3	0:18	T. Davis 31 yd. run (J. Elam, kick) (3-38, 1:24)	10	20
BRONCOS	4	3:40	J. Elam 35 yd. Field Goal (4-1, 1:00)	10	23

FINAL INDIVIDUAL STATISTICS

New York Jets											Denver Broncos																
RUSHING	ATT	YDS	AVG	LG	TD						RUSHING	ATT	YDS	AVG	LG	TD											
C. Martin	13	14	1.1	4	1						T. Davis	32	167	5.2	31	1											
											J. Elway	3	13	4.3	9	0											
											D. Loville	2	7	3.5	4	0											
											T. Rouen	1	-9	-9.0	-9	0											
TOTAL	13	14	1.1	4	1						TOTAL	38	178	4.7	31	1											
											PASSING	ATT	CMP	YDS	TKD/YD	TD	LG	IN	Rtg.								
V. Testaverde	52	31	356	0/0	0	28	2	64.3						J. Elway	34	13	173	3/20	1	47	0	65.0					
TOTAL	52	31	356	0/0	0	28	2	64.3						TOTAL	34	13	173	3/20	1	47	0	65.0					
PASS RECEIVING											PASS RECEIVING																
W. Chrebet	8	121	15.1	28	0						E. McCaffrey	3	66	22.0	47	0											
K. Johnson	7	73	10.4	25	0						R. Smith	3	37	12.3	15	0											
D. Ward	5	61	12.2	26	0						B. Chamberlain	2	26	13.0	16	0											
C. Martin	4	39	9.8	27	0						S. Sharpe	2	14	7.0	8	0											
K. Byars	3	33	11.0	19	0						T. Davis	1	12	12.0	12	0											
K. Brady	2	11	5.5	8	0						H. Griffith	1	11	11.0	11	1											
A. Van Dyke	1	16	16.0	16	0						D. Carswell	1	7	7.0	7	0											
D. Meggett	1	2	2.0	2	0																						
TOTAL	31	356	11.5	28	0						TOTAL	13	173	13.3	47	1											
INTERCEPTIONS											INTERCEPTIONS																
TOTAL	0	0	0.0	0	0						TOTAL	2	48	24.0	30	0											
PUNTING											PUNTING																
J. Kidd	7	335	47.9	36.6	0	3	53						T. Rouen	7	317	45.3	39.1	0	3	59							
											(BLOCKED)																
											1																
TOTAL	7	335	47.9	36.6	0	3	53						TOTAL	8	317	39.6	34.3	0	3	59							
PUNT RETURNS											PUNT RETURNS																
D. Meggett	3	43	14.3	0	33	0						D. Gordon	5	79	15.8	0	36	0									
(DOWNED)	3	0	0.0	0	—	0						(DOWNED)	1	0	0.0	0	—	0									
(OUT OF BOUNDS)	1	0	0.0	0	—	0						(OUT OF BOUNDS)	1	0	0.0	0	—	0									
RETURNS	3	43	14.3	0	33	0						RETURNS	5	79	15.8	0	36	0									
KICKOFF RETURNS											KICKOFF RETURNS																
D. Meggett	3	32	10.7	0	16	0						V. Hebron	1	28	28.0	0	28	0									
B. Hamilton	1	14	14.0	0	14	0						(TOUCHBACK)	1	0	0.0	0	—	0									
J. Farris	1	0	0.0	0	0	0																					
(TOUCHBACK)	1	0	0.0	0	—	0																					
RETURNS	5	46	9.2	0	16	0						RETURNS	1	28	28.0	0	28	0									
New York Jets											Denver Broncos																
FUMBLES	Fum	Lost	Own Rec.	Yds	TD	FF	Rec.	Yds	TD	Out Bnds	Fum	Lost	Own Rec.	Yds	TD	FF	Rec.	Yds	TD	Out Bnds							
C. Martin	1	1	0	0	0	0	0	0	0	0	0	0	0	0	0	0	0	0	0	0							
K. Byars	1	1	0	0	0	0	0	0	0	0	0	0	0	0	0	0	0	0	0	0							
J. Farris	1	1	0	0	0	0	0	0	0	0	0	0	0	0	0	0	0	0	0	0							
A. Van Dyke	1	1	0	0	0	0	0	0	0	0	0	0	0	0	0	0	0	0	0	0							
TOTAL	4	4	0	0	0	0	0	0	0	0	0	0	0	0	0	0	0	0	0	0							
TOTAL											TOTAL																

FINAL TEAM STATISTICS

JETS										BRONCOS									
TOTAL FIRST DOWNS										TOTAL FIRST DOWNS									
18										14									
By Rushing										1									
By Passing										17									
By Penalty										0									
THIRD DOWN EFFICIENCY										3-12-25%									
FOURTH DOWN EFFICIENCY										1-1-100%									
TOTAL NET YARDS										370									
Total Offensive Plays (inc. times thrown passing)										65									
Average gain per offensive play										5.7									
NET YARDS RUSHING										14									
Total Rushing Plays										13									
Average gain per rushing play										1.1									
NET YARDS PASSING										356									
Times thrown – yards lost attempting to pass										0-0									
Gross yards passing										356									
PASS ATTEMPTS-COMPLETIONS-HAD INTERCEPTED										52-31-2									
Average gain per pass play (inc. # thrown passing)										6.8									
KICKOFFS Number-In End Zone-Touchbacks										2-1-1									
PUNTS Number and Average										7-47.9									
Had Blocked										0									
FGs – PATs Had Blocked										0-0									
TOTAL RETURN YARDAGE (Not Including Kickoffs)										43									
No. and Yards Punt Returns										3-43									
No. and Yards Kickoff Returns										5-46									
No. and Yards Interception Returns										0-0									
PENALTIES Number and Yards										6-49									
FUMBLES Number and Lost										4-4									
TOUCHDOWNS										1									
Rushing										1									
Passing										0									
EXTRA POINTS Made-Attempts										1-1									
Kicking Made-Attempts										1-1									
FIELD GOALS Made-Attempts										1-2									
SAFETIES										0									
FINAL SCORE										10									
TIME OF POSSESSION										27:00									

BRONCOS DEFENSIVE STATISTICS

(based on unofficial press box statistics)																	
PLAYER	UT	A	TT	S-YDS	I-YDS	PD	FF	FR	PLAYER	UT	A	TT	S-YDS	I-YDS	PD	FF	FR
B. Romanowski	8	3	11	0-0	0-0	0	1	1	T. Braxton	1	0	1	0-0	0-0	0	0	1
J. Mobley	7	2	9	0-0	0-0	1	0	1	T. Pryce	1	0	1	0-0	0-0	0	0	0
R. Crockett	4	2	6	0-0	0-0	1	0	0	M. Tanuvasa	0	1	1	0-0	0-0	0	0	0
S. Atwater	3	2	5	0-0	0-0	1	1	0	K. Taylor	0	1	1	0-0	0-0	0	0	0
A. Williams	3	1	4	0-0	0-0	0	1	0	K. Burns	0	0	0	0-0	0-0	0	0	0
G. Cadrez	2	2	4	0-0	0-0	0	0	0	T. James	0	0	0	0-0	0-0	1	0	0
D. Johnson	2	2	4	0-0	0-0	1	0	0	S. Joyner	0	0	0	0-0	0-0	0	0	0
M. Washington	2	0	2	0-0	0-0	0	0	0	M. Lodish	0	0	0	0-0	0-0	0	0	0
D. Gordon	1	1	2	0-0	2-48	3	0	0	N. Smith	0	0	0	0-0	0-0	1	0	0
H. Hasselbach	0	2	2	0-0	0-0	0	0	0	TEAM TOTALS	34	19	53	0-0	2-48	9	3	3



Denver 38, Miami 3

Saturday, Jan. 9, 1999 • 2:15 p.m. MST • Mile High Stadium • Denver

WEATHER: Sunny, 49°, Wind W 13 mph • ATTENDANCE: 75,729 • TIME: 2:48

1998 AFC Divisional Playoff Game

The Denver Broncos won their fifth consecutive postseason contest and advanced to the AFC Championship Game for the second year in a row with a record-setting 38-3 win against the Miami Dolphins in an AFC Divisional Playoff Game played before 75,729 raucous fans at Mile High Stadium.

The 35-point differential represented Denver's largest margin of victory in a postseason game and was punctuated by a defensive effort that limited Miami to just 14 yards on 13 carries for an average of 1.1 yards per rush that set a club playoff record. The three points allowed also were the fewest allowed by Denver in a postseason game.

The Broncos' offense was just as sharp, putting points on the board in all four quarters, including 14 in both the first and fourth quarters. Denver's two first-quarter touchdowns both came courtesy of Terrell Davis, who scored on runs of one and 20 yards, the latter of which would qualify for any highlight film as Davis juked two Dolphins defenders with separate moves as he dashed to the end zone. Davis was, unequivocally, the offensive star, posting a franchise-record 199 yards on 21 carries that represented the fourth-highest single-game rushing output in NFL postseason history.

Miami closed the gap to 14-3 in the second quarter, scoring its only points of the game on a 22-yard Orlando Mare field goal, but Denver answered with an 11-play, 87-yard drive capped by Derek Loville's 11-yard touchdown run to increase its lead to 21-3 at halftime. The Broncos pushed the margin to 24-3 early in the third quarter when Jason Elam converted a 32-yard field goal and put the game out of reach early in the fourth quarter when John Elway hooked up with Rod Smith for a 28-yard touchdown play that was the quarterback's 25th career post-season touchdown, tying him for fourth place in NFL history.

The icing on the cake was provided when Neil Smith picked up a fumble forced by cornerback Darrius Johnson at the Broncos' 21-yard line and ran it back 79 yards for his first career playoff score. It gave the Broncos a 38-3 lead that held over the final 9:49 for Denver's largest postseason win in club history.

Tight end Shannon Sharpe led all Broncos with five catches while Smith posted a team-high 71 yards on four receptions. Defensively, Johnson and linebacker Bill Romanowski each intercepted Dan Marino. Johnson's 48-yard interception return was the second longest in Broncos postseason history.

OFFICIALS:

Referee — Bill Carrollo (63); **Umpire** — Ed Coukart (71); **Head Linesman** — Tony Veteri (36); **Line Judge** — Mark Steinkerchner (84); **Field Judge** — Borris Cheek (41); **Side Judge** — Ken Baker (91); **Back Judge** — Jeff Triplette (42).

DENVER BRONCOS

OFFENSE		DEFENSE	
WR 80 R. Smith	LE 96 H. Hasselbach	LT 77 T. Jones	LT 94 K. Traylor
LG 69 M. Schlereth	RE 98 M. Tanuvasa	C 66 T. Nalen	WLB 51 J. Mobley
RG 62 D. Neil	MLB 59 G. Cadrez	RT 74 H. Swayne	SLB 53 B. Romanowski
TE 84 S. Sharpe	LCB 39 R. Crockett	WR 87 E. McCaffrey	RCB 21 D. Gordon
QB 7 J. Elway	CB 25 D. Johnson	HB 30 T. Davis	SS 34 T. Braxton
FB 29 H. Griffith	FS 27 S. Atwater		

BRONCOS SUBSTITUTIONS: K 1 J. Elam, QB 6 B. Brister, P 16 T. Rouen, CB 20 T. James, RB 22 V. Hebron, CB 28 T. Paul, RB 31 D. Loville, RB 37 A. Lynn, FB 42 D. Smith, S 48 G. Coghill, LB 56 K. Burns, G 63 D. Diaz-Infante, T 78 M. Lepsis, WR 82 M. Nash, WR 85 W. Green, TE 86 B. Chamberlain, TE 89 D. Carswell, DE 90 N. Smith, DE 91 A. Williams, DT 93 T. Pryce, DE 95 M. Washington, DT 97 M. Lodish, LB 99 S. Joyner. **INACTIVE:** QB 14 B. Griesse, S 26 E. Brown, LB 54 N. Wayne, C 60 K.C. Jones, T 70 T. Teague, DE 73 C. Brown, G 79 C. Banks, WR 83 J. Armour.

MIAMI DOLPHINS

OFFENSE		DEFENSE	
WR 85 L. Thomas	LE 75 S. Burton	LT 74 B. Smith	LT 72 B. Tanner
LG 60 J. Book	RE 92 D. Gardener	C 61 T. Ruddy	RE 79 K. Mixon
RG 65 K. Donnalley	WLB 59 D. Rodgers	RT 76 J. Brown	MLB 54 Z. Thomas
TE 89 E. Perry	SLB 52 R. Jones	WR 81 O. McDuffie	LCB 27 T. Buckley
QB 13 D. Marino	RCB 29 S. Madison	WR 86 O. Gadsden	SS 38 C. Jackson
FB 36 S. Pritchett	FS 31 B. Marion		

DOLPHINS SUBSTITUTIONS: P 8 K. Wilmsmeyer, K 10 O. Mare, QB 11 D. Huard, RB 20 J. Avery, S 21 R. Stewart, CB 23 P. Surtain, CB 24 J. Wilson, CB 28 R. Hill, RB 30 B. Parmalee, RB 33 K. Abdul-Jabbar, S 45 B. Walker, LB 50 D. Hollier, LB 51 A. Harris, LB 57 O. Brigrance, T 68 M. Sheldon, WR 80 I. Uwaezuoke, TE 82 F. Wainright, TE 83 H. Lusk, WR 88 N. Jacquet, DE 91 L. Bromell, DE 93 T. Armstrong, DE 96 D. Stubbs. **DID NOT PLAY:** QB 17 T. Dzonox, T 67 B. Stokes. **INACTIVE:** QB 14 D. Gonzalez, CB 26 E. McDaniel, RB 34 R. Moore, FB 48 K. Karber, LB 53 L. Izzo, T 78 R. Nabb, TE 84 T. Drayton.

		1	2	3	4	OT	TOTAL	FIELD GOALS (made () & missed)	
VISITOR	Miami Dolphins	0	3	0	0	—	3	O. Mare	(22)
HOME	Denver Broncos	14	7	3	14	—	38	J. Elam	(32)

Team	Qtr	Clock Time	PLAY DESCRIPTION (Extra Point) (Drive Info)	SCORE	
				Visitor	Home
BRONCOS	1	5:55	T. Davis 1 yd. run (J. Elam, kick) (14-92, 7:56)	0	7
BRONCOS	1	1:02	T. Davis 20 yd. run (J. Elam, kick) (4-66, 2:18)	0	14
DOLPHINS	2	10:07	O. Mare 22 yd. Field Goal (11-76, 5:55)	3	14
BRONCOS	2	4:39	D. Loville 11 yd. run (J. Elam, kick) (11-87, 5:28)	3	21
BRONCOS	3	11:52	J. Elam 32 yd. Field Goal (5-66, 3:08)	3	24
BRONCOS	4	13:23	R. Smith 28 yd. pass from J. Elway (J. Elam, kick) (5-52, 1:39)	3	31
BRONCOS	4	9:49	N. Smith 79 yd. fumble return (J. Elam, kick)	3	38

FINAL INDIVIDUAL STATISTICS

Miami Dolphins										Denver Broncos												
RUSHING																						
	ATT	YDS	AVG	LG	TD		ATT	YDS	AVG	LG	TD											
B. Parmalee	7	14	2.0	12	0	T. Davis	21	199	9.5	62	2											
K. Abdul-Jabbar	3	5	1.7	3	0	D. Loville	8	34	4.3	11	1											
D. Huard	2	-2	-1.0	-1	0	J. Elway	3	19	6.3	11	0											
S. Pritchett	1	-3	-3.0	-3	0	B. Brister	6	-2	-0.3	2	0											
TOTAL	13	14	1.1	12	0	TOTAL	38	250	6.6	62	3											
PASSING																						
	ATT	CMP	YDS	YD	TD	LG	IN	Rtg.		ATT	CMP	YDS	YD	TD	LG	IN	Rtg.					
D. Marino	37	26	243	1/5	0	23	2	65.5	J. Elway	23	14	182	1/8	1	33	0	100.3					
TOTAL	37	26	243	1/5	0	23	2	65.5	TOTAL	23	14	182	1/8	1	33	0	100.3					
PASS RECEIVING																						
	NO	YDS	AVG	LG	TD		NO	YDS	AVG	LG	TD											
O. McDuffie	9	118	13.1	23	0	S. Sharpe	5	38	7.6	10	0											
B. Parmalee	5	24	4.8	9	0	R. Smith	4	71	17.8	28	1											
O. Gadsden	4	36	9.0	14	0	E. McCaffrey	3	52	17.3	33	0											
L. Thomas	3	31	10.3	17	0	H. Griffith	1	14	14.0	14	0											
S. Pritchett	3	23	7.7	12	0	T. Davis	1	7	7.0	7	0											
N. Jacquet	1	6	6.0	6	0																	
K. Abdul-Jabbar	1	5	5.0	5	0																	
TOTAL	26	243	9.3	23	0	TOTAL	14	182	13.0	33	1											
INTERCEPTIONS																						
	NO	YDS	AVG	LG	TD		NO	YDS	AVG	LG	TD											
	0	0	0.0	—	0	D. Johnson	1	48	48.0	48	0											
						B. Romanowski	1	0	0.0	0	0											
TOTAL	0	0	0.0	—	0	TOTAL	2	48	24.0	48	0											
PUNTING																						
	NO	YDS	AVG	NET	TB	IN20	LG		NO	YDS	AVG	NET	TB	IN20	LG							
K. Wilmsmeyer	5	228	45.6	42.8	0	2	56	T. Rouen	2	97	48.5	33.0	1	0	49							
TOTAL	5	228	45.6	42.8	0	2	56	TOTAL	2	97	48.5	33.0	1	0	49							
PUNT RETURNS																						
	NO	YDS	AVG	FC	LG	TD		NO	YDS	AVG	FC	LG	TD									
T. Buckley	1	11	11.0	0	11	0	D. Gordon	2	14	7.0	1	13	0									
(TOUCHBACK)	1	0	0.0	0	—	0	(DOWNED)	1	0	0.0	0	—	0									
							(OUT OF BOUNDS)	1	0	0.0	0	—	0									
RETURNS	1	11	11.0	0	11	0	RETURNS	2	14	7.0	1	13	0									
KICKOFF RETURNS																						
	NO	YDS	AVG	FC	LG	TD		NO	YDS	AVG	FC	LG	TD									
J. Avery	5	121	24.2	0	35	0	V. Hebron	1	19	19.0	0	19	0									
(TOUCHBACK)	2	0	0.0	0	—	0	(TOUCHBACK)	1	0	0.0	0	—	0									
RETURNS	5	121	24.2	0	35	0	RETURNS	1	19	19.0	0	19	0									
Miami Dolphins										Denver Broncos												
FUMBLES	Fum	Lost	Rec.	Yds	TD	FF	Rec.	Yds	TD	Bnds	FUMBLES	Fum	Lost	Rec.	Yds	TD	FF	Rec.	Yds	TD	Bnds	
O. Gadsden	1	1	0	0	0	0	0	0	0	0	D. Johnson	0	0	0	0	0	1	0	0	0	0	0
											N. Smith	0	0	0	0	0	1	1	79	1	0	0
TOTAL	1	1	0	0	0	0	0	0	0	0	TOTAL	0	0	0	0	0	1	1	79	1	0	

FINAL TEAM STATISTICS

DOLPHINS										BRONCOS									
TOTAL FIRST DOWNS																			
14										24									
By Rushing																			
1										13									
By Passing																			
11										10									
By Penalty																			
2										1									
THIRD DOWN EFFICIENCY																			
2-10-20%										5-11-45%									
FOURTH DOWN EFFICIENCY																			
1-2-50%										2-3-67%									
TOTAL NET YARDS																			
252										424									
Total Offensive Plays (inc. times thrown passing)																			
51										62									
Average gain per offensive play																			
4.9										6.8									
NET YARDS RUSHING																			
14										250									
Total Rushing Plays																			
13										38									
Average gain per rushing play																			
1.1										6.6									
NET YARDS PASSING																			
238										174									
Times thrown — yards lost attempting to pass																			
1-5										1-8									
Gross yards passing																			
243										182									
PASS ATTEMPTS-COMPLETIONS-HAD INTERCEPTED																			
37-26-2										23-14-0									
Average gain per pass play (inc. # thrown passing)																			
6.3										7.3									
KICKOFFS Number-In End Zone-Touchbacks																			
2-1-1										7-3-2									
PUNTS Number and Average																			
5-45.6										2-48.5									
Had Blocked																			
0										0									
FGs — PATs Had Blocked																			
0-0										0-0									
TOTAL RETURN YARDAGE (Not Including Kickoffs)																			
11										62									
No. and Yards Punt Returns																			
1-11										2-14									
No. and Yards Kickoff Returns																			
5-121										1-19									
No. and Yards Interception Returns																			
0-0										2-48									
PENALTIES Number and Yards																			
10-57										5-41									
FUMBLES Number and Lost																			
1-1										0-0									
TOUCHDOWNS																			
0										5									
Rushing																			
0										3									
Passing																			
0										1									
Fumbles																			
0										1									
EXTRA POINTS Made-Attempts																			
0-0										5-5									
Kicking Made-Attempts																			
0-0										5-5									
FIELD GOALS Made-Attempts																			
1-1										1-1									
SAFETIES																			
0										0									
FINAL SCORE																			
3										38									
TIME OF POSSESSION																			
27:36										32:24									

BRONCOS DEFENSIVE STATISTICS

(based on unofficial press box statistics)

DOLPHINS										BRONCOS									
PLAYER	UT	A	TT	S-YDS	I-YDS	PD	FF	FR	PLAYER	UT	A	TT	S-YDS	I-YDS	PD	FF	FR		
D. Johnson	7	2	9	0-0	1-48	1	1	0	T. Pryce	0	2	2	0-0	0-0	0	0	0		
T. Braxton	6	1	7	0-0	0-0	0	0	0	M. Tanuvasa	1	0	1	0-0	0-0	0	0	0		
B. Romanowski	3	3	6	0-0	1-0	1	0	0	M. Washington	1	0	1	1-5	0-0	0	0	0		
S. Atwater	3	1	4	0-0	0-0	1	0	0	A. Williams	1	0	1	0-0	0-0	0	0	0		
R. Crockett	2	2	4	0-0	0-0	1	0	0	H. Hasselbach	0	1	1	0-0	0-0	0	0	0		
D. Gordon	2	2	4	0-0	0-0	1	0	0	K. Burns	0	0	0	0-0	0-0	0	0	0		
T. James	2	0	2	0-0	0-0	0	0	0	G. Coghill	0	0	0	0-0	0-0	0	0	0		
J. Mobley	2	0	2	0-0	0-0	1	0	0	S. Joyner	0	0	0	0-0	0-0	0	0	0		
K. Traylor	2	0	2	0-0	0-0	0	0	0	N. Smith	0	0	0	0-0	0-0	0	0	1		
G. Cadrez	1	1	2	0-0	0-0	1	0	0	TEAM TOTALS	33	15	48	1-5	2-48	7	1	1		



Denver 31, Green Bay 24

Sunday, Jan. 25, 1998 • 3:24 p.m. PST • Qualcomm Stadium • San Diego

WEATHER: Clear and Sunny, 67°, Wind WSW 8 mph • **ATTENDANCE:** 68,912 • **TIME:** 3:25

Super Bowl XXXII



The Denver Broncos won their first Super Bowl and became the first AFC team in 14 years to claim the Vince Lombardi Trophy as they used a powerful running game and a solid defensive performance to dethrone the defending Super Bowl champion Green Bay Packers 31-24 in front of 68,912 fans at Qualcomm Stadium in San Diego.

Denver running back Terrell Davis was named the game's Most Valuable Player in recognition of his 157-yard rushing effort, which included a Super Bowl-record three rushing touchdowns (each from one yard out). His three total touchdowns and 18 points tied Super Bowl records and were made even more remarkable by the fact that he missed almost the entire second quarter when he was sidelined by the onset of a migraine headache.

Both offenses displayed their talents immediately as Super Bowl XXXII became the first ever in which each team scored a touchdown on its opening possession. The Packers struck first when Brett Favre connected with Antonio Freeman on a 22-yard scoring pass, and the Broncos answered by driving 58 yards in 10 plays the first time they touched the ball, scoring on a 1-yard Davis touchdown run with 5:39 left in the first quarter.

The Broncos turned two Packers turnovers into 10 more points to take a 17-7 lead in the second quarter. The first opportunity was created when strong safety Tyrone Braxton intercepted a Favre pass, and eight plays later, John Elway rushed around right end for a 1-yard touchdown. Free safety Steve Atwater sacked Favre on the next Green Bay possession, forcing a fumble that was recovered by defensive end Neil Smith. Four plays later, Jason Elam converted a 51-yard field goal, the second-longest in Super Bowl history.

Green Bay pulled within 17-14 with a touchdown just before halftime and tied the score early in the third quarter on a 27-yard Ryan Longwell field goal. Denver broke the tie late in the third quarter on a 1-yard Davis touchdown run. After a Denver interception, Green Bay would move 85 yards in just four plays to tie the game at 24 early in the fourth quarter.

After the Denver defense turned back the Packers on their next two possessions, the Broncos set up shop at the Packers' 49-yard line for their game-winning drive. Five plays later, Davis scored his third touchdown of the day from one yard out to give Denver a 31-24 lead that would hold up over the final 1:45 for the victory.

OFFICIALS:

Referee — Ed Hochuli (85); **Umpire** — Jim Quirk (5); **Head Linesman** — John Schleyer (21); **Line Judge** — Ben Montgomery (117); **Back Judge** — Paul Baetz (22); **Side Judge** — Doug Toole (4); **Field Judge** — Don Dorkowski (113).

DENVER BRONCOS

OFFENSE		DEFENSE	
WR 80	R. Smith	LE 90	N. Smith
LT 65	G. Zimmerman	LT 94	K. Traylor
LG 69	M. Schlereth	RT 98	M. Tanuvasa
C 66	T. Nalen	RE 91	A. Williams
RG 75	B. Habib	WLB 51	J. Moble
RT 77	T. Jones	MLB 57	A. Aldridge
TE 84	S. Sharpe	SLB 53	B. Romanowski
WR 87	E. McCaffrey	LCB 39	R. Crockett
QB 7	J. Elway	RCB 23	D. Gordon
RB 30	T. Davis	SS 34	T. Braxton
FB 29	H. Griffith	FS 27	S. Atwater

BRONCOS SUBSTITUTIONS: K 1 J. Elam, P 16 T. Rouen, CB 21 R. Hilliard, RB 22 V. Hebron, CB 25 D. Johnson, CB 26 T. McKyer, RB 31 D. Loville, S 32 T. Veland, S 33 D. Dodge, RB 37 A. Lynn, FB 42 D. Smith, LB 56 K. Burns, LB 59 G. Cadrez, G 63 D. Diaz-Infante, T 74 H. Swayne, WR 81 P. Jeffers, WR 85 W. Green, TE 89 D. Carswell, DT 93 T. Pryce, DE 96 H. Hasselbach, DT 97 M. Lodish. **DID NOT PLAY:** QB 6 B. Brister, TE 86 B. Chamberlain. **INACTIVE:** QB 8 J. Lewis, LB 50 J. Hesse, LB 58 S. Russ, C/G 62 D. Neil, T 70 J. Brown, DE 72 E. Jones, WR 88 S. Wilson, DT 99 D. Richie.

GREEN BAY PACKERS

OFFENSE		DEFENSE	
WR 86	A. Freeman	LE 92	R. White
LT 78	R. Verba	DT 71	S. Dotson
LG 73	A. Taylor	DT 93	G. Brown
C 52	F. Winters	RE 98	G. Wilkins
RG 63	A. Timmerman	LLB 54	S. Joyner
RT 72	E. Dotson	MLB 55	B. Harris
TE 89	M. Chmura	LLB 51	B. Williams
WR 87	R. Brooks	LCB 37	T. Williams
QB 4	B. Favre	RCB 33	D. Evans
RB 25	D. Levens	SS 36	L. Butler
FB 30	W. Henderson	FS 41	E. Robinson

PACKERS SUBSTITUTIONS: K 8 R. Longwell, P 17 C. Hentrich, RB 24 A. Hayden, CB 26 M. Collins, CB 28 R. Mullen, FB 32 T. Jervey, S 39 M. Prior, CB 42 D. Sharper, RB 44 C. Darksins, LB 53 G. Koonce, LB 56 L. Hollingstun, LS 60 R. Davis, C 62 M. Rivera, T 64 B. Wilkerson, WR 80 D. Mayes, TE 81 T. Davis, TE 83 J. Thomason, WR 85 T. Mickens, DE/DT 90 D. Holland, DT 94 B. Kuberski, DE 95 K. McKenzie. **DID NOT PLAY:** QB 13 S. Bono, C/G 67 J. Dellenschlag. **INACTIVE:** QB 18 D. Pederson, WR 12 R. Anderson, S 38 B. McElmurry, G 70 J. Andruzzi, T 77 J. Michaels, WR 84 B. Schroeder, DE 97 P. Frase, DT 99 J. Smith.

		1	2	3	4	OT	TOTAL	FIELD GOALS (made () & missed)	
VISITOR	Green Bay Packers	7	7	3	7	—	24	R. Longwell (27)	
HOME	Denver Broncos	7	10	7	7	—	31	J. Elam (51)	

Team	Qtr	Clock Time	PLAY DESCRIPTION (Extra Point) (Drive Info)	SCORE	
				Visitor	Home
PACKERS	1	10:58	A. Freeman 22 yd. pass from B. Favre (R. Longwell, kick) (8-76, 4:02)	7	0
BRONCOS	1	5:39	T. Davis 1 yd. run (J. Elam, kick) (10-58, 5:19)	7	7
BRONCOS	2	14:55	J. Elway 1 yd. run (J. Elam, kick) (8-45, 4:54)	7	14
BRONCOS	2	12:21	J. Elam 51 yd. Field Goal (4-0, 1:02)	7	17
PACKERS	2	0:12	M. Chmura 6 yd. pass from B. Favre (R. Longwell, kick) (17-95, 7:26)	14	17
PACKERS	3	11:59	R. Longwell 27 yd. Field Goal (7-17, 2:42)	17	17
BRONCOS	3	0:34	T. Davis 1 yd. run (J. Elam, kick) (13-92, 7:12)	17	24
PACKERS	4	13:32	A. Freeman 13 yd. pass from B. Favre (R. Longwell, kick) (4-85, 1:39)	24	24
BRONCOS	4	1:45	T. Davis 1 yd. run (J. Elam, kick) (5-49, 1:42)	24	31

FINAL INDIVIDUAL STATISTICS

Green Bay Packers													Denver Broncos												
RUSHING													RUSHING												
D. Levens	19	90	4.7	16	0								T. Davis	30	157	5.2	27	3							
R. Brooks	1	5	5.0	5	0								J. Elway	5	17	3.4	10	1							
													V. Hebron	3	3	1.0	2	0							
													H. Griffith	1	2	2.0	2	0							
TOTAL	20	95	4.8	16	0								TOTAL	39	179	4.6	27	4							
PASSING													PASSING												
B. Favre	42	25	256	1/1	3	27	1	91.0					J. Elway	22	12	123	0/0	0	36	1	51.9				
TOTAL	42	25	256	1/1	3	27	1	91.0					TOTAL	22	12	123	0/0	0	36	1	51.9				
PASS RECEIVING													PASS RECEIVING												
A. Freeman	9	126	14.0	27	2								S. Sharpe	5	38	7.6	12	0							
D. Levens	6	56	9.3	22	0								E. McCaffrey	2	45	22.5	36	0							
M. Chmura	4	43	10.8	21	1								T. Davis	2	8	4.0	4	0							
R. Brooks	3	16	5.3	10	0								H. Griffith	1	23	23.0	23	0							
W. Henderson	2	9	4.5	7	0								V. Hebron	1	5	5.0	5	0							
T. Mickens	1	6	6.0	6	0								D. Carswell	1	4	4.0	4	0							
TOTAL	25	256	10.2	27	3								TOTAL	12	123	10.3	36	0							
INTERCEPTIONS													INTERCEPTIONS												
E. Robinson	1	17	17.0	17	0								T. Braxton	1	0	0.0	0	0							
TOTAL	1	17	17.0	17	0								TOTAL	1	0	0.0	0	0							
PUNTING													PUNTING												
C. Hentrich	4	142	35.5	35.5	0	2	51						T. Rouen	4	146	36.5	36.5	0	2	47					
TOTAL	4	142	35.5	35.5	0	2	51						TOTAL	4	146	36.5	36.5	0	2	47					
PUNT RETURNS													PUNT RETURNS												
R. Brooks	0	0	0.0	1	—	0							D. Gordon	0	0	0.0	2	—	0						
(DOWNED)	3	0	0.0	0	—	0							R. Smith	0	0	0.0	1	—	0						
													(DOWNED)	1	0	0.0	0	—	0						
RETURNS	0	0	0.0	1	—	0							RETURNS	0	0	0.0	3	—	0						
KICKOFF RETURNS													KICKOFF RETURNS												
A. Freeman	6	104	17.3	0	22	0							V. Hebron	4	79	19.8	0	32	0						
													K. Burns	1	16	16.0	0	16	0						
RETURNS	6	104	17.3	0	22	0							RETURNS	5	95	19.0	0	32	0						
Green Bay Packers													Denver Broncos												
FUMBLES	Fum	Lost	Rec.	Yds	TD	FF	Rec.	Yds	TD	Bnds			FUMBLES	Fum	Lost	Rec.	Yds	TD	FF	Rec.	Yds	TD	Bnds		
B. Favre	1	1	0	0	0	0	0	0	0	0			N. Smith	0	0	0	0	0	1	0	0	0	0		
T. Williams	0	0	0	0	0	1	1	0	0	0			S. Atwater	0	0	0	0	0	1	0	0	0	0		
A. Freeman	1	1	0	0	0	0	0	0	0	0			T. Davis	1	1	0	0	0	0	0	0	0	0		
													T. McKyer	0	0	0	0	0	1	0	0	0	0		
													T. Veland	0	0	0	0	0	1	0	0	0	0		
TOTAL	2	2	0	0	1	1	0	0	0	0			TOTAL	1	1	0	0	2	2	0	0	0	0		

FINAL TEAM STATISTICS

PACKERS													BRONCOS												
THIRD DOWN EFFICIENCY													THIRD DOWN EFFICIENCY												
5-14-36%													5-10-50%												
FOURTH DOWN EFFICIENCY													FOURTH DOWN EFFICIENCY												
0-1-0%													0-0-0%												
TOTAL NET YARDS													TOTAL NET YARDS												
350													302												
NET YARDS RUSHING													NET YARDS RUSHING												
95													179												
NET YARDS PASSING													NET YARDS PASSING												
255													123												
EXTRA POINTS Made-Attempts													EXTRA POINTS Made-Attempts												
3-3													4-4												
FIELD GOALS Made-Attempts													FIELD GOALS Made-Attempts												
1-1													1-1												
SAFETIES													SAFETIES												
0													0												
FINAL SCORE													FINAL SCORE												
24													31												
TIME OF POSSESSION													TIME OF POSSESSION												
27:35													32:25												

BRONCOS DEFENSIVE STATISTICS

(based on unofficial press box statistics)

PACKERS													BRONCOS												
PLAYER	UT	A	TT	S-YDS	I-YDS	PD	FF	FR					PLAYER	UT	A	TT	S-YDS	I-YDS	PD	FF	FR				
T. Braxton	6	1	7	0-0	1-0	1	0	0					D. Johnson	1	0	1	0-0	0-0	0	0	0				
S. Atwater	6	0	6	1-1	0-0	2	1	0					M. Tanuvasa	1	0	1	0-0	0-0	0	0	0				
R. Crockett	6	0	6	0-0	0-0	1	0	0					N. Smith	0	0	0	0-0	0-0	0	0	0				
J. Moblej	6	0	6	0-0	0-0	1	0	0					K. Burns	0	0	0	0-0	0-0	0	0	0				
B. Romanowski	4	1	5	0-0	0-0	1	0	0					G. Cadrez	0	0	0	0-0	0-0	0	0	0				
A. Aldridge	4	0	4	0-0	0-0	0	0	0					D. Dodge	0	0	0	0-0	0-0	0	0	0				
D. Gordon	3	0	3	0-0	0-0	1	0	0					R. Hilliard	0	0	0	0-0	0-0	0	0	0				
M. Lodish	2	0	2	0-0	0-0	0	0	0					T. McKyer	0	0	0	0-0	0-0	0	0	0				
K. Traylor	2	0	2	0-0	0-0	0	0	0					T. Pryce	0	0	0	0-0	0-0	0	0	0				
A. Williams	1	1	2	0-0	0-0	0	0	0					TEAM TOTALS	43	3	46	1-1	1-0	7	1	1				
H. Hasselbach	1	0	1	0-0	0-0	0	0	0																	



Denver 24, Pittsburgh 21

Sunday, Jan. 11, 1998 • 12:35 p.m. EST • Three Rivers Stadium • Pittsburgh 97

WEATHER: Sunny, 38°, Wind SW 3 mph • ATTENDANCE: 61,382 • TIME: 2:59

1997 AFC Championship Game

The Denver Broncos advanced to their fifth Super Bowl—and their first since 1989—with a 24-21 victory against the Pittsburgh Steelers in the AFC Championship Game in front of 61,382 fans at Three Rivers Stadium. The Broncos became just the fifth Wild Card team to reach to the Super Bowl since the Wild Card format was established in 1970.

Denver quarterback John Elway was intercepted by Levon Kirkland on the game's second play, but the Steelers failed to capitalize when Norm Johnson's 38-yard field goal attempt sailed wide to the left. Denver then got on the board when Davis, who rushed for 139 yards to become the club's all-time postseason rushing leader, capped a 6-play, 72-yard drive with an 8-yard scoring run on its second possession.

Pittsburgh evened the score on its next possession when quarterback Cordell Stewart rushed 33 yards around right end for a touchdown to punctuate a 6-play, 65-yard drive that covered 3:02. The Steelers then broke the tie early in the second quarter when Jerome Bettis powered his way into the end zone from one yard out to put the finishing touches on an 11-play, 68-yard drive that lasted 4:46 and put them ahead 14-7.

The Broncos scored the game's next 17 points and put the game away as the defense held up its end of the bargain down the stretch.

The scoring began with a 43-yard Jason Elam field goal with 8:20 remaining in the first half. After each team punted on its next possession, Denver got the ball back when Ray Crockett intercepted a Stewart bomb in the end zone, setting up a 14-point assault that sent Denver to the locker room ahead 24-14. Elway connected with Howard Griffith for a 15-yard touchdown with 1:47 remaining before finding Ed McCaffrey for a 1-yard touchdown with 13 seconds left in the half.

Denver rode that 24-14 lead into the fourth quarter before the Steelers scored the only points of the second half on a 14-yard Stewart-to-Charles Johnson touchdown pass with 2:46 remaining. But the Broncos succeeded in running out the clock on their final possession and established a new franchise record with their 15th win of the season.

Elway tied Roger Staubach for fourth place on the NFL's all-time list for postseason touchdown passes (24) with his two on the day, and the Broncos' three interceptions tied the franchise postseason record for most in a game. Three different Denver players also registered one sack in the win.

OFFICIALS:

Referee — Ron Blum (7); **Umpire** — Bob Boylston (101); **Head Linesman** — Mark Baltz (26); **Line Judge** — Ron Winter (82); **Back Judge** — Bill Lovett (98); **Side Judge** — Dave Wyant (16); **Field Judge** — Don Hakes (96).

DENVER BRONCOS

OFFENSE		DEFENSE	
WR 80	R. Smith	LE 90	N. Smith
LT 65	G. Zimmerman	LT 94	K. Traylor
LG 69	M. Schlereth	RT 98	M. Tanuvasa
C 66	T. Nalen	RE 91	A. Williams
RG 75	B. Habib	WLB 51	J. Molder
RT 77	T. Jones	MLB 57	A. Aldridge
TE 84	S. Sharpe	SLB 53	B. Romanowski
WR 87	E. McCaffrey	LCB 39	R. Crockett
QB 7	J. Elway	RCB 23	D. Gordon
HB 30	T. Davis	FS 27	S. Atwater
FB 29	H. Griffith	SS 34	T. Braxton

BRONCOS SUBSTITUTIONS: K 1 J. Elam, P 16 T. Rouen, CB 21 R. Hilliard, RB 22 V. Hebron, CB 25 D. Johnson, CB 26 T. McKyer, RB 31 D. Loville, S 32 T. Veland, S 33 D. Dodge, RB 37 A. Lynn, FB 42 D. Smith, LB 56 K. Burns, LB 59 G. Cadrez, G/C 63 D. Diaz-Infante, T 74 H. Swayne, WR 81 P. Jeffers, WR 85 W. Green, TE 86 B. Chamberlain, TE 89 D. Carswell, DT 93 T. Pryce, DE 96 H. Hasselbach, DT 97 M. Lodish. **DID NOT PLAY:** QB 6 B. Brister. **INACTIVE:** QB 8 J. Lewis, LB 50 J. Hesse, LB 58 S. Russ, G 62 D. Neil, T 70 J. Brown, DE 72 E. Jones, WR 88 S. Wilson, DT 99 D. Richie.

PITTSBURGH STEELERS

OFFENSE		DEFENSE	
WR 82	Y. Thigpen	LE 74	N. Harrison
LT 65	J. Jackson	NT 93	J. Steed
LG 77	W. Wolford	RE 76	K. Henry
C 63	D. Dawson	LOLB 92	J. Gildon
RG 68	B. Stai	LILB 99	L. Kirkland
RT 73	J. Strzelczyk	RILB 50	E. Holmes
TE 87	M. Bruener	ROLB 54	D. Jones
WR 81	C. Johnson	LCB 30	C. Scott
QB 10	K. Stewart	RCB 37	C. Lake
FB 34	T. Lester	SS 40	M. Bell
RB 36	J. Bettis	FS 39	M. Perry

STEELERS SUBSTITUTIONS: P 4 J. Miller, K 9 N. Johnson, QB 18 M. Tomczak, WR 19 A. Coleman, CB 24 C. Oldham, RB 25 F. McAfee, CB 27 J.B. Brown, DB 29 R. Fuller, FB 38 J. Witman, DB 41 L. Flowers, TE 46 T. Sadowski, LB 51 C. Emmons, LB 53 S. Conley, LB 55 J. Olsavsky, OL 62 T. Myslinski, C 66 J. Sweeney, DE 71 O. Roye, TE 84 K. Botkin, WR 88 C. Hawkins, WR 89 W. Blackwell, DE 96 M. Vrabel, DL 98 O. Gibson. **DID NOT PLAY:** CB 21 D. Woolford. **INACTIVE:** QB 11 M. Quinn, WR 17 C. Marsh, RB 43 G. Jones, T 67 J. Stephens, OL 79 P. Wiggins, WR 83 C. Holliday, LB 95 G. Lloyd, DE 97 R. Manuel.

		1	2	3	4	OT	TOTAL		FIELD GOALS (made () & missed)
VISITOR	Denver Broncos	7	17	0	0	—	24		J. Elam (43)
HOME	Pittsburgh Steelers	7	7	0	7	—	21		N. Johnson 38WL

Team	Qtr	Clock Time	PLAY DESCRIPTION (Extra Point) (Drive Info)	SCORE	
				Visitor	Home
BRONCOS	1	9:18	T. Davis 8 yd. run (J. Elam, kick) (6-72, 3:15)	7	0
STEELERS	1	6:16	K. Stewart 33 yd. run (N. Johnson, kick) (6-65, 3:02)	7	7
STEELERS	2	12:42	J. Bettis 1 yd. run (N. Johnson, kick) (11-68, 4:46)	7	14
BRONCOS	2	8:20	J. Elam 43 yd. Field Goal (11-45, 4:22)	10	14
BRONCOS	2	1:47	H. Griffith 15 yd. pass from J. Elway (J. Elam, kick) (5-80, 2:53)	17	14
BRONCOS	2	0:13	E. McCaffrey 1 yd. pass from J. Elway (J. Elam, kick) (4-54, 0:30)	24	14
STEELERS	4	2:46	C. Johnson 14 yd. pass from K. Stewart (N. Johnson, kick) (10-79, 2:57)	24	21

FINAL INDIVIDUAL STATISTICS

Denver Broncos											Pittsburgh Steelers													
RUSHING	ATT	YDS	AVG	LG	TD						RUSHING	ATT	YDS	AVG	LG	TD								
T. Davis	26	139	5.3	43	1						J. Bettis	23	105	4.6	16	1								
J. Elway	2	9	4.5	10	0						K. Stewart	3	44	14.7	33	1								
V. Hebron	2	2	1.0	2	0						F. McAfee	1	12	12.0	12	0								
TOTAL	30	150	5.0	43	1						TOTAL	27	161	6.0	33	2								
PASSING											PASSING													
	ATT	CMP	YDS	TKD/ YD	TD	LG	IN	Rtg.				ATT	CMP	YDS	TKD/ YD	TD	LG	IN	Rtg.					
J. Elway	31	18	210	2/15	2	20	1	86.8			K. Stewart	36	18	201	3/8	1	27	3	41.6					
TOTAL	31	18	210	2/15	2	20	1	86.8			TOTAL	36	18	201	3/8	1	27	3	41.6					
PASS RECEIVING											PASS RECEIVING													
	NO	YDS	AVG	LG	TD							NO	YDS	AVG	LG	TD								
R. Smith	6	87	14.5	20	0						Y. Thigpen	6	92	15.3	27	0								
E. McCaffrey	5	37	7.4	11	1						C. Hawkins	4	30	7.5	9	0								
S. Sharpe	3	49	16.3	18	0						C. Johnson	3	34	11.3	14	1								
H. Griffith	2	26	13.0	15	1						W. Blackwell	2	19	9.5	16	0								
V. Hebron	1	9	9.0	9	0						M. Bruener	1	16	16.0	16	0								
T. Davis	1	2	2.0	2	0						T. Lester	1	7	7.0	7	0								
TOTAL	18	210	11.7	20	2						TOTAL	18	201	11.2	27	1								
INTERCEPTIONS											INTERCEPTIONS													
	NO	YDS	AVG	LG	TD							NO	YDS	AVG	LG	TD								
T. Braxton	1	6	6.0	6	0						L. Kirkland	1	0	0.0	0	0								
A. Aldridge	1	0	0.0	0	0																			
R. Crockett	1	0	0.0	0	0																			
TOTAL	3	6	2.0	0	0						TOTAL	1	0	0.0	0	0								
PUNTING											PUNTING													
	NO	YDS	AVG	NET	TB	IN20	LG					NO	YDS	AVG	NET	TB	IN20	LG						
T. Rouen	5	157	31.4	27.6	0	1	48				J. Miller	4	168	42.0	37.3	0	0	51						
TOTAL	5	157	31.4	27.6	0	1	48				TOTAL	4	168	42.0	37.3	0	0	51						
PUNT RETURNS											PUNT RETURNS													
	NO	YDS	AVG	FC	LG	TD						NO	YDS	AVG	FC	LG	TD							
D. Gordon	2	19	9.5	0	19	0					W. Blackwell	1	19	19.0	0	19	0							
(DOWNED)	2	0	0.0	0	—	0					C. Hawkins	0	0	0.0	1	—	0							
RETURNS	2	19	9.5	0	19	0					RETURNS	1	19	19.0	1	19	0							
KICKOFF RETURNS											KICKOFF RETURNS													
	NO	YDS	AVG	FC	LG	TD						NO	YDS	AVG	FC	LG	TD							
V. Hebron	4	69	17.3	0	25	0					W. Blackwell	3	52	17.3	0	24	0							
RETURNS	4	69	17.3	0	25	0					RETURNS	4	62	15.5	0	24	0							
Denver Broncos											Pittsburgh Steelers													
FUMBLES	Fum	Lost	Rec.	Yds	TD	Opp. FF	Rec.	Yds	TD	Out Bnds														
T. Davis	1	1	0	0	0	0	0	0	0	0														
D. Gordon	0	0	0	0	0	0	0	0	0	0														
R. Crockett	0	0	1	1	0	0	0	0	0	0														
N. Smith	0	0	0	0	0	1	0	0	0	0														
M. Lodish	0	0	0	0	0	0	1	0	0	0														
TOTAL	2	1	1	1	0	1	1	0	0	0														
											FUMBLES	Fum	Lost	Rec.	Yds	TD	Opp. FF	Rec.	Yds	TD	Out Bnds			
											D. Perry	0	0	0	0	0	1	1	0	0	0			
											K. Stewart	1	1	0	0	0	0	0	0	0	0			
											TOTAL	1	1	0	0	0	1	1	0	0	0			

FINAL TEAM STATISTICS

BRONCOS											STEELERS										
TOTAL FIRST DOWNS											PUNTS Number and Average										
23											5-31.4										
By Rushing 6											Had Blocked 0										
By Passing 15											FGs – PATs Had Blocked 0-0										
By Penalty 2											TOTAL RETURN YARDAGE (Not Including Kickoffs) 25										
THIRD DOWN EFFICIENCY 8-14-57%											No. and Yards Punt Returns 2-19										
FOURTH DOWN EFFICIENCY 0-0-0%											No. and Yards Kickoff Returns 4-69										
TOTAL NET YARDS 345											No. and Yards Interception Returns 3-6										
Total Offensive Plays (inc. times thrown passing) 63											PENALTIES Number and Yards 4-21										
Average gain per offensive play 5.5											TOUCHDOWNS 2-1										
NET YARDS RUSHING 150											Rushing 3										
Total Rushing Plays 30											Passing 1										
Average gain per rushing play 5.0											EXTRA POINTS Made-Attempts 3-3										
NET YARDS PASSING 195											Kicking Made-Attempts 3-3										
Times thrown – yards lost attempting to pass 2-15											FIELD GOALS Made-Attempts 1-1										
Gross yards passing 210											SAFETIES 0										
PASS ATTEMPTS-COMPLETIONS-HAD INTERCEPTED 31-18-1											FINAL SCORE 24										
Average gain per pass play (inc. # thrown passing) 5.9											TIME OF POSSESSION 30:01										
KICKOFFS Number-In End Zone-Touchbacks 5-1-1											29:59										

BRONCOS DEFENSIVE STATISTICS

(based on unofficial press box statistics)

PLAYER	UT	A	TT	S-YDS	I-YDS	PD	FF	FR	PLAYER	UT	A	TT	S-YDS	I-YDS	PD	FF	FR
R. Crockett	8	0	8	1-1	1-0	2	0	0	R. Hilliard	1	1	2	0-0	0-0	0	0	0
T. Braxton	3	5	8	0-0	1-6	3	0	0	M. Tanuvasa	1	1	2	0-0	0-0	0	0	0
A. Aldridge	4	1	5	0-0	1-0	1	0	0	K. Traylor	1	1	2	1-1	0-0	1	0	0
D. Gordon	4	1	5	0-0	0-0	1	0	0	G. Cadrez	0	1	1	0-0	0-0	0	0	0
J. Mobley	4	1	5	0-0	0-0	1	0	0	T. Pryce	0	1	1	0-0	0-0	0	0	0
A. Williams	3	2	5	0-0	0-0	0	0	0	K. Burns	0	0	0	0-0	0-0	0	0	0
B. Romanowski	3	1	4	0-0	0-0	0	0	0	M. Lodish	0	0	0	0-0	0-0	0	1	0
S. Atwater	2	2	4	0-0	0-0	1	0	0	D. Dodge	0	0	0	0-0	0-0	0	0	0
N. Smith	2	1	3	1-6	0-0	0	0	1	T. McKyer	0	0	0	0-0	0-0	0	0	0
H. Hasselbach	1	2	3	0-0	0-0	0	0	0	TEAM TOTALS	39	21	60	3-8	3-6	10	1	1
D. Johnson	2	0	2	0-0	0-0	0	0	0									



Denver 14, Kansas City 10

Sunday, Jan. 4, 1998 • 3 p.m. CST • Arrowhead Stadium • Kansas City, Mo.

WEATHER: Overcast, 32° (wind chill 26°), Wind NW 6 mph • **ATTENDANCE:** 76,965 • **TIME:** 2:59

1997 AFC Divisional Playoff Game

The Denver Broncos posted their first road playoff win in 11 years—and only the second in franchise history—with a 14-10 victory against Kansas City in front of 76,965 fans at Arrowhead Stadium. Denver advanced to its first AFC Championship Game since 1991 on the strength of two Terrell Davis touchdowns, which tied the franchise postseason record for the second week in a row, and a defensive effort that limited the Chiefs to just 10 points that tied for the fewest allowed in club playoff history.

Davis broke a scoreless tie late in the second quarter, plowing into the end zone from one yard out to give Denver a 7-0 lead with 1:56 remaining in the half to cap an 8-play, 65-yard drive that covered 4:51 on the clock. Key to the drive was a 17-yard John Elway completion to Rod Smith on third-and-7 that gave the Broncos a first down at the Kansas City 4-yard line.

The Chiefs, limited to 58 yards of total offense in the first half, came out strong in the third quarter, moving the ball to the Denver 6-yard line before settling for a 20-yard Pete Stoyanovich field goal. Kansas City struck again late in the quarter when Elvis Grbac found tight end Tony Gonzalez in the back of the end zone for a 12-yard score, marking the Chiefs' only touchdown.

Denver, however, answered on its ensuing possession by driving 49 yards in six plays for what proved to be the game-winning touchdown. The key play of the drive was a 43-yard Elway-to-Ed McCaffrey completion on third-and-5 from the Chiefs' 44-yard line that gave Denver a first down at the Kansas City 1-yard line.

After two unsuccessful attempts from close range, Davis muscled his way through the middle of the Chiefs' line for his second touchdown of the day and the fifth of his career in the postseason to establish a franchise record.

Kansas City had possession three more times in the game but was turned back each occasion by the Broncos' defense after reaching Denver's 31 (punt), their own 36 (punt) and the Broncos' 20-yard line with 0:19 left (downs). The final play was a pass to the end zone on fourth-and-2 that was knocked down by Darrien Gordon, ending the Chiefs' hopes and propelling Denver to the AFC title game.

Elway, with 170 passing yards, moved into second place in NFL postseason history in that category. He surpassed both Terry Bradshaw (3,833) and Jim Kelly (3,863) to finish the day at 3,940 career passing yards in the playoffs.

OFFICIALS:

Referee — Jerry Markbreit (9); **Umpire** — Bob Wagner (100); **Head Linesman** — Terry Gierke (72); **Line Judge** — Walt Anderson (66); **Back Judge** — Al Jury (106); **Side Judge** — Mike Pereira (77); **Field Judge** — Bill Schmitz (122).

DENVER BRONCOS

OFFENSE		DEFENSE	
WR 80 R. Smith	LE 90 N. Smith	LT 65 G. Zimmerman	LT 94 K. Traylor
LG 69 M. Schlereth	RT 98 M. Tanuvasa	C 66 T. Nalen	RE 91 A. Williams
RG 75 B. Habib	WLB 51 J. Mobley	RT 77 T. Jones	MLB 57 A. Aldridge
TE 84 S. Sharpe	SLB 53 B. Romanowski	WR 87 E. McCaffrey	LCB 39 R. Crockett
QB 7 J. Elway	RCB 23 D. Gordon	HB 30 T. Davis	FS 27 S. Atwater
FB 29 H. Griffith	SS 34 T. Braxton		

BRONCOS SUBSTITUTIONS: K 1 J. Elam, P 16 T. Rouen, CB 21 R. Hilliard, RB 22 V. Hebron, CB 25 D. Johnson, CB 26 T. McKyer, RB 31 D. Loville, S 32 T. Veland, S 33 D. Dodge, RB 37 A. Lynn, FB 42 D. Smith, LB 56 K. Burns, LB 59 G. Cadrez, G/C 63 D. Diaz-Infante, T 74 H. Swayne, WR 81 P. Jeffers, WR 85 W. Green, TE 86 B. Chamberlain, TE 89 D. Carswell, DT 93 T. Pryce, DE 96 H. Hasselbach, DT 97 M. Lodish. **DID NOT PLAY:** QB 6 B. Brister. **INACTIVE:** QB 8 J. Lewis, LB 50 J. Hesse, LB 58 S. Russ, G 62 D. Neil, T 70 J. Brown, DE 72 E. Jones, WR 88 S. Wilson, DT 99 D. Richie.

KANSAS CITY CHIEFS

OFFENSE		DEFENSE	
SE 89 A. Rison	LT 99 V. Booker	RT 95 J. Phillips	RE 72 D. Williams
LT 69 J. Criswell	RE 75 D. Williams	LG 79 D. Swartz	LLB 58 D. Thomas
C 61 T. Grunhard	ILB 53 W. Simmons	RG 68 W. Shields	MLB 59 D. Edwards
RT 62 G. Parker	RLB 50 A. Davis	TE 48 T. Popson	LCB 34 D. Carter
FL 80 L. Dawson	RCB 40 J. Hasty	QB 11 E. Grbac	SS 25 R. Tongue
FB 38 K. Anders	FS 21 J. Woods	HB 27 G. Hill	

CHIEFS SUBSTITUTIONS: P 5 L. Aguiar, K 10 P. Stoyanovich, CB 29 M. McMillian, FB 30 D. Bennett, RB 32 M. Allen, CB 45 B. Brooks, S 47 T. Scott, FB 49 T. Richardson, LB 51 G. Manusky, LB 54 T. Simien, G 64 R. Tamm, DT 71 T. Barndt, T 74 S. Wallace, DE 77 P. McDaniels, TE 82 D. Walker, WR 83 D. Hughes, WR 84 J. Horn, WR 87 T. Vanover, TE 88 T. Gonzalez, LB 90 T. Wooden, DE 93 J. Browning. **DID NOT PLAY:** QB 12 R. Gannon, DT 95 M. Dean Perry. **INACTIVE:** QB 8 B. Tolliver, QB 17 P. Barnes, CB 44 D. Anderson, C 65 J. Smith, T 70 M. Spears, T 72 N. Parks, WR 81 K. Lockett, DT 91 T. Parten.

		1	2	3	4	OT	TOTAL	FIELD GOALS (made () & missed)
VISITOR	Denver Broncos	0	7	0	7	—	14	
HOME	Kansas City Chiefs	0	0	10	0	—	10	P. Stoyanovich 44WL (20)

Team	Qtr	Clock Time	PLAY DESCRIPTION (Extra Point) (Drive Info)	SCORE	
				Visitor	Home
BRONCOS	2	1:56	T. Davis 1 yd. run (J. Elam, kick) (8-65, 4:51)	7	0
CHIEFS	3	9:42	P. Stoyanovich 20 yd. Field Goal (11-67, 5:18)	7	3
CHIEFS	3	0:10	T. Gonzalez 12 yd. pass from E. Grbac (P. Stoyanovich, kick) (4-65, 1:35)	7	10
BRONCOS	4	12:32	T. Davis 1 yd. run (J. Elam, kick) (6-49, 2:38)	14	10

FINAL INDIVIDUAL STATISTICS

Denver Broncos											Kansas City Chiefs																
RUSHING	ATT	YDS	AVG	LG	TD						RUSHING	ATT	YDS	AVG	LG	TD											
T. Davis	25	101	4.0	41	2						M. Allen	12	37	3.1	14	0											
H. Griffith	4	9	2.3	4	0						E. Grbac	4	22	5.5	11	0											
D. Loville	2	0	0.0	3	0						K. Anders	3	9	3.0	6	0											
J. Elway	1	-1	-1.0	-1	0						D. Bennett	3	4	1.3	8	0											
											L. Aguiar	1	3	3.0	3	0											
											G. Hill	1	2	2.0	2	0											
TOTAL	32	109	3.4	41	2						TOTAL	24	77	3.2	14	0											
PASSING											PASSING																
	ATT	CMP	YDS	TKD/	YD	TD	LG	IN	Rtg.						PASSING	ATT	CMP	YDS	TKD/	YD	TD	LG	IN	Rtg.			
J. Elway	19	10	170	1/7	0	43	0	83.2						E. Grbac	37	24	260	4/34	1	50	0	94.4					
TOTAL	19	10	170	1/7	0	43	0	83.2						TOTAL	37	24	260	4/34	1	50	0	94.4					
PASS RECEIVING											PASS RECEIVING																
	NO	YDS	AVG	LG	TD						PASS RECEIVING	NO	YDS	AVG	LG	TD											
E. McCaffrey	3	56	18.7	43	0						A. Rison	8	110	13.8	34	0											
S. Sharpe	2	33	16.4	22	0						T. Popson	5	26	5.2	13	0											
R. Smith	2	19	9.5	17	0						T. Gonzalez	3	26	8.7	12	1											
D. Carswell	1	26	26.0	26	0						L. Dawson	2	20	10.0	12	0											
W. Green	1	19	19.0	19	0						K. Anders	2	4	2.0	3	0											
T. Davis	1	17	17.0	17	0						J. Horn	1	50	50.0	50	0											
											D. Hughes	1	13	13.0	13	0											
											M. Allen	1	8	8.0	8	0											
											T. Vanover	1	3	3.0	3	0											
TOTAL	10	170	17.0	43	0						TOTAL	24	260	10.8	50	1											
INTERCEPTIONS											INTERCEPTIONS																
	NO	YDS	AVG	LG	TD						INTERCEPTIONS	NO	YDS	AVG	LG	TD											
TOTAL	0	0	0.0	—	0						TOTAL	0	0	0.0	—	0											
PUNTING											PUNTING																
	NO	YDS	AVG	NET	TB	IN20	LG				PUNTING	NO	YDS	AVG	NET	TB	IN20	LG									
T. Rouen	6	217	36.2	31.2	1	2	51				L. Aguiar	5	232	46.4	39.2	0	2	62									
TOTAL	6	217	36.2	31.2	1	2	51				TOTAL	5	232	46.4	39.2	0	2	62									
PUNT RETURNS											PUNT RETURNS																
	NO	YDS	AVG	FC	LG	TD					PUNT RETURNS	NO	YDS	AVG	FC	LG	TD										
D. Gordon	1	36	36.0	1	36	0					T. Vanover	1	10	10.0	1	10	0										
(DOWNED)	3	0	0.0	0	—	0					(DOWNED)	3	0	0.0	0	—	0										
											(TOUCHBACK)	1	0	0.0	0	—	0										
RETURNS	1	36	36.0	1	36	0					RETURNS	1	10	10.0	1	10	0										
KICKOFF RETURNS											KICKOFF RETURNS																
	NO	YDS	AVG	FC	LG	TD					KICKOFF RETURNS	NO	YDS	AVG	FC	LG	TD										
V. Hebron	2	51	25.5	0	28	0					T. Vanover	3	69	23.0	0	25	0										
D. Loville	1	20	20.0	0	20	0																					
RETURNS	3	71	23.7	0	28	0					RETURNS	3	69	23.0	0	25	0										
Denver Broncos											Kansas City Chiefs																
FUMBLES	Fum	Lost	Own Rec.	Yds	TD	FF	Rec.	Yds	TD	Out Bnds	FUMBLES	Fum	Lost	Own Rec.	Yds	TD	FF	Rec.	Yds	TD	Out Bnds						
T. Davis	2	0	2	0	0	0	0	0	0	0	D. Williams	0	0	0	0	0	1	0	0	0	0						
A. Lynn	0	0	0	0	0	1	0	0	0	0	T. Vanover	1	0	1	0	0	0	0	0	0	0						
J. Elway	1	1	0	0	0	0	0	0	0	0	J. Woods	0	0	0	0	0	1	0	0	0	0						
N. Smith	0	0	0	0	0	1	0	0	0	0	A. Davis	0	0	0	0	0	0	1	0	0	0						
D. Loville	1	1	0	0	0	0	0	0	0	0	E. Grbac	1	0	0	0	0	0	0	0	0	0						
											G. Parker	0	0	1	0	0	0	0	0	0	0						
											J. Brownning	0	0	0	0	0	1	0	0	0	0						
											R. Tongue	0	0	0	0	0	0	1	0	0	0						
TOTAL	4	2	2	0	0	2	0	0	0	0	TOTAL	2	0	2	0	0	3	2	0	0	0						

FINAL TEAM STATISTICS

BRONCOS										CHIEFS									
TOTAL FIRST DOWNS										PUNTS Number and Average									
16										6-36.2									
By Rushing 6										5-46.4									
By Passing 7										Had Blocked 0									
By Penalty 3										FGs - PATs Had Blocked 0-0									
THIRD DOWN EFFICIENCY 5-11-45%										TOTAL RETURN YARDAGE (Not Including Kickoffs) 1-36									
FOURTH DOWN EFFICIENCY 0-0-0%										No. and Yards Punt Returns 36									
NO. and Yards Kickoff Returns 3-71										No. and Yards Interception Returns 0-0									
TOTAL NET YARDS 272										PENALTIES Number and Yards 8-64									
Total Offensive Plays (inc. times thrown passing) 52										FUMBLES Number and Lost 4-2									
Average gain per offensive play 5.2										TOUCHDOWNS 2									
NET YARDS RUSHING 109										Rushing 2									
Total Rushing Plays 32										Passing 0									
Average gain per rushing play 3.4										EXTRA POINTS Made-Attempts 2-2									
NET YARDS PASSING 163										Kicking Made-Attempts 2-2									
Times thrown - yards lost attempting to pass 1-7										FIELD GOALS Made-Attempts 0-0									
Gross yards passing 170										SAFETIES 14									
PASS ATTEMPTS-COMPLETIONS-HAD INTERCEPTED 19-10-0										FINAL SCORE 14									
Average gain per pass play (inc. # thrown passing) 8.2										TIME OF POSSESSION 28:54									
KICKOFFS Number-in End Zone-Touchbacks 3-0-0										31:06									

BRONCOS DEFENSIVE STATISTICS

<i>(based on unofficial press box statistics)</i>																	
PLAYER	UT	A	TT	S-YDS	I-YDS	PD	FF	FR	PLAYER	UT	A	TT	S-YDS	I-YDS	PD	FF	FR
J. Moble	7	0	7	0-0	0-0	0	0	0	M. Tanuvasa	2	0	2	0-0	0-0	0	0	0
T. Braxton	5	1	6	0-0	0-0	0	0	0	A. Williams	2	0	2	2-14	0-0	0	0	0
D. Gordon	5	0	5	0-0	0-0	2	0	0	D. Johnson	1	0	1	0-0	0-0	0	0	0
B. Romanowski	5	0	5	0-0	0-0	0	0	0	M. Lodish	1	0	1	0-0	0-0	0	0	0
A. Aldridge	4	1	5	0-0	0-0	0	0	0	K. Burns	0	0	0	0-0	0-0	0	0	0
R. Crockett	4	0	4	0-0	0-0	0	0	0	G. Cadrez	0	0	0	0-0	0-0	0	0	0
N. Smith	4	0	4	2-20	0-0	0	0	1	T. McKyer	0	0	0	0-0	0-0	0	0	0
K. Traylor	3	0	3	0-0	0-0	0	0	0	T. Pryce	0	0	0	0-0	0-0	0	0	0
S. Atwater	2	1	3	0-0	0-0	0	0	0	T. Veland	0	0	0	0-0	0-0	0	0	0
H. Hasselbach	2	0	2	0-0	0-0	0	0	0	TEAM TOTALS	47	3	50	4-34	0-0	2	0	1



Denver 42, Jacksonville 17

Saturday, Dec. 27, 1997 • 2:05 p.m. MST • Mile High Stadium • Denver

Weather: Partly Cloudy, 44° (wind chill 19°), Wind N 30 mph • **Attendance:** 74,481 • **Time:** 3:02

1997 AFC Wild Card Playoff Game

The Denver Broncos advanced to the AFC Divisional Playoff Round by literally running the Jacksonville Jaguars out of town as they piled up a club postseason-record 310 rushing yards en route to a 42-17 victory in front of 74,481 fans at Mile High Stadium. Denver set numerous team postseason records during the contest, including new standards for rushing attempts (49), total yards (511), points in a quarter (21; 4th qtr.), total points (42), first downs (28), rushing first downs (18) and third-down efficiency (75%), while the 237 yards allowed by the defense was the second-lowest total in Denver's 21-game playoff history.

The Broncos scored touchdowns on each of their first three possessions, racking up a 21-0 lead on 32 offensive plays during which time the Jaguars ran only six plays. Terrell Davis capped Denver's opening drive with a 2-yard touchdown run, and Rod Smith punctuated the next drive when he reeled in a 43-yard touchdown pass from John Elway. The lead was increased to 21-0 when Davis—who set franchise postseason records for rushing attempts (31), rushing yards (184) and longest run from scrimmage (59) before leaving in the third quarter with bruised ribs—tied the franchise records for rushing touchdowns and total touchdowns in a postseason game with his second of the day.

The Jaguars answered by scoring the game's next 17 points. Jacksonville scored on a 1-yard Natrone Means touchdown run in the second quarter, a 38-yard Mike Hollis field goal early in the third quarter and a blocked punt by safety Travis Davis, who returned it 29 yards for a touchdown to pull the Jaguars to within 21-17 with 9:16 left in the third quarter.

But the Broncos dominated from there as Derek Loville took over for the injured Davis and slashed his way to 103 yards (second most by a Bronco in the postseason) on 11 attempts and scored two fourth-quarter touchdowns on runs of 25 and eight yards to tie the club touchdown record already achieved in the game by Davis. Vaughn Hebron then got into the act, scoring Denver's fifth rushing touchdown of the day on a 6-yard run with 1:11 remaining to push the lead to its final margin of 42-17. With Davis' 184 rushing yards and Loville's 103, Denver became just the third team in NFL postseason history to boast two 100-yard rushers in the same game. Additionally, Denver's 40:59 possession time and its 310 rushing yards both were the fifth-highest totals recorded in an NFL playoff game.

OFFICIALS:

Referee — Bernie Kukar (86); **Umpire** — Jeff Rice (44); **Head Linesman** — John Schleyer (21); **Line Judge** — Tom Barnes (55); **Back Judge** — Tom Sifferman (118); **Side Judge** — Doug Toole (4); **Field Judge** — Bill Leavy (127).

DENVER BRONCOS

OFFENSE		DEFENSE	
WR 80 R. Smith	LE 90 N. Smith	LT 65 G. Zimmerman	LT 94 K. Traylor
LG 69 M. Schlereth	RT 98 M. Tanuvasa	C 66 T. Nalen	RE 91 A. Williams
RG 75 B. Habib	WLB 51 J. Mobley	RB 77 T. Jones	MLB 57 A. Aldridge
TE 84 S. Sharpe	SLB 53 B. Romanowski	WR 87 E. McCaffrey	LCB 39 R. Crockett
QB 7 J. Elway	RCB 23 D. Gordon	RB 30 T. Davis	FS 27 S. Atwater
FB 29 H. Griffith	SS 34 T. Braxton		

BRONCOS SUBSTITUTIONS: K 1 J. Elam, QB 6 B. Brister, P 16 T. Rouen, CB 21 R. Hilliard, RB 22 V. Hebron, CB 25 D. Johnson, CB 26 T. McKeyer, RB 31 D. Loville, S 32 T. Veland, S 33 D. Dodge, RB 37 A. Lynn, FB 42 D. Smith, LB 56 K. Burns, LB 59 G. Cadrez, G 63 D. Diaz-Infante, T 74 H. Swayne, WR 81 P. Jeffers, WR 85 W. Green, TE 86 B. Chamberlain, TE 89 D. Carswell, DT 93 T. Pryce, DE 96 H. Hasselbach, DT 97 M. Lodish. **INACTIVE:** QB 8 J. Lewis, LB 50 J. Hesse, LB 58 S. Russ, C/G 62 D. Neil, T 70 J. Brown, DE 72 E. Jones, WR 88 S. Wilson, DT 99 D. Richie.

JACKSONVILLE JAGUARS

OFFENSE		DEFENSE	
WR 82 J. Smith	LE 56 J. Lageman	LT 71 T. Boselli	LT 97 R. Wynn
LG 62 B. Coleman	RT 93 E. Tualo	C 79 D. Widell	RE 96 C. Simmons
RG 76 R. Tylski	SLB 51 K. Hardy	RB 72 L. Searcy	MLB 58 B. Schwartz
TE 83 P. Mitchell	WLB 50 E. Robinson	WR 87 K. McCardell	LCB 41 D. Thomas
QB 8 M. Brunell	RCB 27 D. Figures	RB 20 M. Neuns	SS 45 T. Davis
TE 88 D. Jones	FS 37 C. Hudson		

JAGUARS SUBSTITUTIONS: K 1 M. Hollis, P 4 B. Barker, CB 21 A. Beasley, RB 23 R. Jordan, CB 26 K. Devine, S 28 D. Hall, DB 32 M. Logan, RB 33 J. Stewart, FB 49 T. Hallock, LB 52 B. Boyer, LB 54 J. Hamilton, LB 57 J. Kopp, G/T 67 J. Novak, WR 80 W. Jackson, WR 81 W. Moore, WR 84 R. Barlow, TE 85 R. Griffith, DE 90 T. Brackens, DT 91 S. Payne, DT 95 J. White, DE 99 J. Smeenge. **DIQ NOT PLAY:** QB 11 R. Johnson, G/T 78 T. Fordham. **INACTIVE:** QB 16 S. Matthews, CB 25 C. Anderson, S 29 R. Parker, FB 31 D. Shelton, G 68 M. Nori, G 73 B. DeMarco, TE 86 D. Brown, DE 98 J. Threats.

		1	2	3	4	OT	TOTAL	FIELD GOALS (made () & missed)	
VISITOR	Jacksonville Jaguars	0	7	10	0	—	17	M. Hollis (38)	
HOME	Denver Broncos	14	7	0	21	—	42		

Team	Qtr	Clock Time	PLAY DESCRIPTION (Extra Point) (Drive Info)	SCORE	
				Visitor	Home
BRONCOS	1	7:39	T. Davis 2 yd. run (J. Elam, kick) (15-73, 7:21)	0	7
BRONCOS	1	2:37	R. Smith 43 yd. pass from J. Elway (J. Elam, kick) (6-60, 4:07)	0	14
BRONCOS	2	10:46	T. Davis 5 yd. run (J. Elam, kick) (11-92, 5:16)	0	21
JAGUARS	2	5:09	N. Means 1 yd. run (M. Hollis, kick) (9-79, 5:37)	7	21
JAGUARS	3	13:33	M. Hollis 38 yd. Field Goal (4-7, 1:27)	10	21
JAGUARS	3	9:16	T. Davis 29 yd. blocked punt return (M. Hollis, kick)	17	21
BRONCOS	4	13:21	D. Loville 25 yd. run (J. Elam, kick) (2-48, 0:37)	17	28
BRONCOS	4	3:43	D. Loville 8 yd. run (J. Elam, kick) (10-80, 5:28)	17	35
BRONCOS	4	1:11	V. Hebron 6 yd. run (J. Elam, kick) (2-9, 0:49)	17	42

FINAL INDIVIDUAL STATISTICS

Jacksonville Jaguars											Denver Broncos																						
RUSHING	ATT	YDS	AVG	LG	TD						RUSHING	ATT	YDS	AVG	LG	TD																	
N. Means	10	40	4.0	14	1						T. Davis	31	184	5.9	59	2																	
J. Stewart	1	6	6.0	6	0						D. Loville	11	103	9.4	44	2																	
M. Brunell	3	4	1.3	5	0						V. Hebron	6	23	3.8	6	1																	
											J. Elway	1	0	0.0	0	0																	
TOTAL	14	50	3.6	14	1						TOTAL	49	310	6.3	59	5																	
PASSING	ATT	CMP	YDS	TKD/ YD	TD	LG	IN	Rtg.			PASSING	ATT	CMP	YDS	TKD/ YD	TD	LG	IN	Rtg.														
M. Brunell	32	18	203	3/16	0	37	1	62.4			J. Elway	24	16	223	3/22	1	43	0	110.2														
TOTAL	32	18	203	3/16	0	37	1	62.4			TOTAL	24	16	223	3/22	1	43	0	110.2														
PASS RECEIVING	NO	YDS	AVG	LG	TD						PASS RECEIVING	NO	YDS	AVG	LG	TD																	
K. McCardell	6	55	9.2	20	0						T. Davis	4	11	2.8	6	0																	
J. Smith	6	55	9.2	16	0						R. Smith	3	99	33.0	43	1																	
J. Stewart	3	46	15.3	26	0						E. McCaffrey	2	33	16.5	25	0																	
D. Jones	1	37	37.0	37	0						W. Green	2	32	16.0	22	0																	
P. Mitchell	1	7	7.0	7	0						S. Sharpe	2	29	14.5	23	0																	
N. Means	1	3	3.0	3	0						H. Griffith	2	9	4.5	8	0																	
											D. Loville	1	10	10.0	10	0																	
TOTAL	18	203	12.7	37	0						TOTAL	16	223	13.9	43	1																	
INTERCEPTIONS	NO	YDS	AVG	LG	TD						INTERCEPTIONS	NO	YDS	AVG	LG	TD																	
	0	0	0.0	—	0						D. Gordon	1	0	0.0	0	0																	
TOTAL	0	0	0.0	—	0						TOTAL	1	0	0.0	0	0																	
PUNTING	NO	YDS	AVG	NET	TB	IN20	LG					PUNTING	NO	YDS	AVG	NET	TB	IN20	LG														
B. Barker	4	118	29.5	26.0	0	1	35					T. Rouen	2	99	49.5	47.0	0	1	53														
												(BLOCKED)	1	0	0.0	0.0	0	0	0														
TOTAL	4	118	29.5	26.0	0	1	35					TOTAL	3	99	33.0	31.3	0	1	53														
PUNT RETURNS	NO	YDS	AVG	FC	LG	TD					PUNT RETURNS	NO	YDS	AVG	FC	LG	TD																
R. Barlow (DOWNED)	1	5	5.0	0	5	0					D. Gordon	1	14	14.0	0	14	0																
	1	0	0.0	0	—	0					(DOWNED)	1	0	0.0	0	—	0																
											(OUT OF BOUNDS)	2	0	0.0	0	—	0																
RETURNS	1	5	5.0	0	5	0					RETURNS	1	14	14.0	0	14	0																
KICKOFF RETURNS	NO	YDS	AVG	FC	LG	TD					KICKOFF RETURNS	NO	YDS	AVG	FC	LG	TD																
R. Barlow	3	118	39.3	0	58	0					V. Hebron	3	87	29.0	0	51	0																
M. Logan	3	44	14.7	0	18	0					(TOUCHBACK)	1	0	0.0	0	—	0																
T. Hallock	1	6	6.0	0	6	0																											
D. Jones	0	-2	-2.0	0	-2	0																											
RETURNS	7	166	23.7	0	58	0					RETURNS	3	87	29.0	0	51	0																
Jacksonville Jaguars	Own	Opp.	Out												Denver Broncos	Own	Opp.	Out															
FUMBLES	Fum	Lost	Rec.	Yds	TD	FF	Rec.	Yds	TD	Bnds												Fum	Lost	Rec.	Yds	TD	FF	Rec.	Yds	TD	Bnds		
C. Simmons	0	0	0	0	0	1	0	0	0	0												J. Elway	3	2	1	-10	0	0	1	0	0	0	0
C. Hudson	0	0	0	0	0	1	0	0	0	0												A. Aldridge	0	0	0	0	0	0	1	0	0	0	0
R. Wynn	0	0	0	0	0	1	0	0	0	0																							
M. Brunell	1	1	0	0	0	0	0	0	0	0																							
D. Thomas	0	0	0	0	0	1	0	0	0	0																							
TOTAL	1	1	0	0	0	2	2	0	0	0												TOTAL	3	2	1	-10	0	0	1	0	0	0	

FINAL TEAM STATISTICS

	JAGUARS	BRONCOS		JAGUARS	BRONCOS
TOTAL FIRST DOWNS	14	28	PUNTS Number and Average	4-29.5	3-33
By Rushing	3	18	Had Blocked	0	1
By Passing	9	8	FGs – PATS Had Blocked	0-0	0-0
By Penalty	2	2	TOTAL RETURN YARDAGE (Not Including Kickoffs)	5	14
THIRD DOWN EFFICIENCY	3-10-30%	12-16-75%	No. and Yards Punt Returns	1-5	1-14
FOURTH DOWN EFFICIENCY	0-1-0%	1-1-100%	No. and Yards Kickoff Returns	7-166	3-87
TOTAL NET YARDS	237	511	No. and Yards Interception Returns	0-0	1-0
Total Offensive Plays (inc. times thrown passing)	49	76	FUMBLES Number and Yards	9-54	9-94
Average gain per offensive play	4.8	6.7	PEINALTIES Number and Yards	1-1	3-6
NET YARDS RUSHING	50	310	TOUCHDOWNS	3	6
Total Rushing Plays	14	49	Rushing	1	5
Average gain per rushing play	3.6	6.3	Passing	0	1
NET YARDS PASSING	187	201	Other (Blocked Kicks, etc.)	2	0
Times thrown – yards lost attempting to pass	3-16	3-22	EXTRA POINTS Made-Attempts	2-2	6-6
Gross yards passing	203	223	Kicking Made-Attempts	2-2	6-6
PASS ATTEMPTS-COMPLETIONS-HAD INTERCEPTED	32-18-1	24-16-0	FIELD GOALS Made-Attempts	1-1	0-0
Average gain per pass play (inc. # thrown passing)	5.3	7.4	SAFETIES	0	0
KICKOFFS Number-In End Zone-Touchbacks	4-1-1	7-0-0	FINAL SCORE	17	42
			TIME OF POSSESSION	19:01	40:59

BRONCOS DEFENSIVE STATISTICS

<i>(based on unofficial press box statistics)</i>																	
PLAYER	UT	A	TT	S-YDS	I-YDS	PD	FF	FR	PLAYER	UT	A	TT	S-YDS	I-YDS	PD	FF	FR
J. Moble	4	2	6	0-0	0-0	0	0	0	R. Crockett	1	0	1	0-0	0-0	0	0	0
D. Gordon	5	0	5	1-8	1-0	4	0	0	T. Pryce	1	0	1	1-0	0-0	0	0	0
B. Romanowski	3	1	4	0-0	0-0	0	0	0	A. Williams	1	0	1	0-0	0-0	0	0	0
K. Traylor	3	1	4	0-0	0-0	1	0	0	H. Hasselbach	0	1	1	0-0	0-0	0	0	0
N. Smith	2	1	3	0-0	0-0	1	0	0	K. Burns	0	0	0	0-0	0-0	0	0	0
G. Cadrez	2	0	2	0-0	0-0	0	0	0	D. Johnson	0	0	0	0-0	0-0	1	0	0
M. Tanuvasa	1	1	2	1-8	0-0	0	0	0	M. Lodish	0	0	0	0-0	0-0	0	0	0
S. Atwater	0	2	2	0-0	0-0	2	0	0	T. McKyer	0	0	0	0-0	0-0	0	0	0
A. Aldridge	1	0	1	0-0	0-0	0	1	0	T. Veland	0	0	0	0-0	0-0	0	0	0
T. Braxton	1	0	1	0-0	0-0	0	0	0	TEAM TOTALS	25	9	34	3-16	1-0	9	1	0



Jacksonville 30, Denver 27

Saturday, Jan. 4, 1997 • 2:05 p.m. MST • Mile High Stadium • Denver

WEATHER: Sunny, 46°, Wind NW 15 mph • **ATTENDANCE:** 75,678 • **TIME:** 3:02

1996 AFC Divisional Playoff Game

The Denver Broncos' most successful season since 1991 came to a surprising end at the hands of the Jacksonville Jaguars with a 30-27 loss in an AFC Divisional Playoff Game in front of 75,678 stunned fans at Mile High Stadium.

The loss was Denver's first of the season at home and only its second ever at home in the postseason.

The contest began on a promising note for the Broncos as they scored on two of their first three possessions to take a 12-0 lead into the second quarter. First, Vaughn Hebronn scored his first-ever postseason touchdown on a 1-yard plunge on fourth down. During that drive, Terrell Davis set a franchise record for the longest postseason run with a 47-yard scamper. On Denver's next possession, Shannon Sharpe hauled in an 18-yard touchdown from John Elway to produce the 12-point lead.

The Jaguars proceeded to score on five unanswered possessions (three field goals and two touchdowns) to take a 23-12 lead at the 10:51 mark of the fourth quarter.

The Broncos responded with a 9-play, 57-yard drive that was capped by a 2-yard touchdown run by Davis, who then tacked on the two-point conversion himself to cut the deficit to 3, 23-20. But then Mark Brunell connected with Jimmy Smith for a touchdown on a critical third-and-5 play at the Broncos' 16-yard line with 3:39 remaining in the game to restore a 10-point advantage.

The Broncos again pulled to within three points when Elway found Ed McCaffrey in the end zone for a 15-yard touchdown with 1:50 left, but Denver's magic ran out as the Jaguars held on for the 30-27 win.

During the contest, Elway, who played in his franchise-record 15th postseason game, passed Terry Bradshaw for fourth place on the all-time NFL postseason list for pass attempts. He finished the day with 226 yards on 25-of-38 passing with two touchdowns. Davis gained 91 yards on the ground with one touchdown and safety Tyrone Braxton led the Broncos with 11 tackles on defense, but those efforts were not enough to overcome Jacksonville's onslaught.

Natrone Means, who led Jacksonville's 203-yard rushing attack, totaled 140 yards on 21 carries (6.7 avg.). Brunell added 44 more yards on seven rushes and completed 18-of-29 (62.1%) passes for 245 yards with two touchdowns for the Jaguars, who posted 443 yards of total offense.

OFFICIALS:

Referee — Red Cashion (43); **Umpire** — Art Demmas (78); **Line Judge** — Byron Boston (18); **Side Judge** — Laird Hayes (125); **Head Linesman** — Sid Semon (109); **Back Judge** — Tim Smith (80); **Field Judge** — John Robison (46).

DENVER BRONCOS

OFFENSE		DEFENSE	
WR 83	A. Miller	LE 90	D. Williams
LT 65	G. Zimmerman	LT 97	M. Lodish
LG 69	M. Schlereth	RT 95	M. Perry
C 66	T. Nalen	RE 91	A. Williams
RG 75	B. Habib	WLB 51	J. Mobley
RT 76	B. Thompson	MLB 57	A. Aldridge
TE 84	S. Sharpe	LCB 53	B. Romanowski
WR 87	E. McCaffrey	RCB 39	R. Crockett
QB 7	J. Elway	CB 48	L. Washington
HB 30	T. Davis	FS 27	S. Atwater
FB 29	A. Craver	SS 34	T. Braxton

BRONCOS SUBSTITUTIONS: K 1 J. Elam, P 16 T. Rouen, CB 20 T. James, CB 21 R. Hilliard, RB 22 V. Hebronn, CB 25 D. Johnson, S 31 R. Jones, S 37 T. Hauck, RB 38 R. Rivers, LB 56 K. Burns, LB 59 G. Cadrez, T 70 J. Brown, DT 79 J. Geathers, WR 80 R. Smith, WR 82 P. Jeffers, TE 86 B. Chamberlain, WR 88 M. Sherrard, TE 89 D. Carswell, DE 94 J. Robinson, DE 96 H. Hasselbach, DT 98 M. Tanuvasa. **DID NOT PLAY:** QB 8 J. Lewis, G 63 D. Diaz-Infante. **INACTIVE:** QB 11 T. Rubley, FB 42 D. Smith, LB 54 B. Hager, G 64 R. Tamm, DT 67 M. Campbell, T/G 68 R. McElroy, DT 72 E. Jones, WR 81 T. Kinchen.

JACKSONVILLE JAGUARS

OFFENSE		DEFENSE	
WR 82	J. Smith	LE 56	J. Lageman
LT 71	T. Boselli	LT 92	D. Davey
LG 62	B. Coleman	RT 64	J. Jurkovic
C 79	D. Widell	RE 96	C. Simmons
RG 76	R. Tylski	SLB 51	K. Hardy
RT 72	L. Searcy	MLB 55	T. McManus
TE 86	D. Brown	WLB 50	E. Robinson
WR 87	K. McCardell	LCB 21	A. Beasley
QB 8	M. Brunell	RCB 25	M. Washington
RB 20	N. Means	SS 28	D. Hall
FB 35	L. Maston	FS 37	C. Hudson

JAGUARS SUBSTITUTIONS: K 1 M. Hollis, P 4 B. Barker, CB 22 B. Brooks, RB 23 R. Jordan, FS 30 D. Studstill, RB 33 J. Stewart, CB 40 R. Massey, CB 42 R. Bell, FS 45 T. Davis, LB 52 B. Boyer, LB 57 J. Kopp, C 63 M. Cheever, G 73 B. DeMarco, WR 80 W. Jackson, TE 82 P. Mitchell, WR 84 R. Barlow, TE 85 R. Griffith, WR 88 K. Bullard, DE 90 T. Brackens, DE 91 P. Frase, DT 94 K. Pritchett. **DID NOT PLAY:** QB 11 R. Johnson, C/7 87 J. Novak. **INACTIVE:** QB 5 T. Philcox, LB 54 T. Hallock, C/G 66 G. Huntington, T 74 J. Herndon, FB 81 C. Griffin, WR 89 C. Marsh, DE 93 E. Logan, DE 98 J. White.

		1	2	3	4	OT	TOTAL	FIELD GOALS (made () & missed)	
VISITOR	Jacksonville Jaguars	0	13	7	10	—	30	M. Hollis	(46) (42) (22)
HOME	Denver Broncos	12	0	0	15	—	27		

Team	Qtr	Clock Time	PLAY DESCRIPTION (Extra Point) (Drive Info)	SCORE	
				Visitor	Home
BRONCOS	1	6:22	V. Hebronn 1 yd. run (No good, blocked) (6-50, 2:58)	0	6
BRONCOS	1	0:33	S. Sharpe 18 yd. pass from J. Elway (2-pt. Att. Failed) (7-64, 3:52)	0	12
JAGUARS	2	11:15	M. Hollis 46 yd. Field Goal (10-50, 4:18)	3	12
JAGUARS	2	2:58	N. Means 8 yd. run (M. Hollis, kick) (10-80, 5:21)	10	12
JAGUARS	2	0:10	M. Hollis 42 yd. Field Goal (5-65, 0:47)	13	12
JAGUARS	3	8:51	K. McCardell 31 yd. pass from M. Brunell (M. Hollis, kick) (7-75, 3:18)	20	12
JAGUARS	4	10:51	M. Hollis 22 yd. Field Goal (17-88, 8:32)	23	12
BRONCOS	4	7:37	T. Davis 2 yd. run (T. Davis, run) (9-57, 3:14)	23	20
JAGUARS	4	3:39	J. Smith 16 yd. pass from M. Brunell (M. Hollis, kick) (9-74, 3:58)	30	20
BRONCOS	4	1:50	E. McCaffrey 15 yd. pass from J. Elway (J. Elam, kick) (8-80, 1:49)	30	27

FINAL INDIVIDUAL STATISTICS


FINAL INDIVIDUAL STATISTICS																									
Jacksonville Jaguars						Denver Broncos																			
RUSHING	ATT	YDS	AVG	LG	TD	RUSHING	ATT	YDS	AVG	LG	TD														
N. Means	21	140	6.7	21	1	T. Davis	14	91	6.5	47	1														
M. Brunell	7	44	6.3	29	0	J. Elway	5	30	6.0	19	0														
J. Stewart	8	19	2.4	5	0	V. Hebron	2	5	2.5	4	1														
TOTAL	36	203	5.6	29	1	TOTAL	21	126	6.0	47	2														
TKD/																									
PASSING	ATT	CMP	YDS	YD	TD	LG	IN	Rtg.	PASSING	ATT	CMP	YDS	YD	TD	LG	IN	Rtg.								
M. Brunell	29	18	245	2/5	2	44	0	112.0	J. Elway	38	25	226	1/1	2	18	0	99.2								
TOTAL	29	18	245	2/5	2	44	0	112.0	TOTAL	38	25	226	1/1	2	18	0	99.2								
PASS RECEIVING																									
PASS RECEIVING	NO	YDS	AVG	LG	TD	PASS RECEIVING						NO	YDS	AVG	LG	TD									
K. McCardell	5	59	11.8	31	1	T. Davis	7	24	3.4	6	0	A. Miller	5	67	13.4	18	0								
N. Means	4	46	11.5	29	0	E. McCaffrey	5	54	10.8	15	1	A. Craver	3	17	5.7	7	0								
J. Smith	3	71	23.7	44	1	S. Sharpe	2	31	15.5	18	1	D. Carswell	2	18	9.0	10	0								
W. Jackson	3	35	11.7	19	0	R. Smith	1	15	15.0	15	0	TOTAL	25	226	9.0	18	2								
P. Mitchell	2	9	4.5	8	0																				
J. Stewart	1	25	25.0	25	0																				
TOTAL	18	245	13.6	44	2																				
INTERCEPTIONS																									
INTERCEPTIONS	NO	YDS	AVG	LG	TD	INTERCEPTIONS						NO	YDS	AVG	LG	TD									
TOTAL	0	0	0.0	—	0	TOTAL						0	0	0.0	—	0									
PUNTING																									
PUNTING	NO	YDS	AVG	NET	TB	IN20	LG	PUNTING					NO	YDS	AVG	NET	TB	IN20	LG						
B. Barker	3	119	39.7	35.7	0	0	49	T. Rouen	5	213	42.6	38.0	1	3	52										
TOTAL	3	119	39.7	35.7	0	0	49	TOTAL	5	213	42.6	38.0	1	3	52										
PUNT RETURNS																									
PUNT RETURNS	NO	YDS	AVG	FC	LG	TD	PUNT RETURNS					NO	YDS	AVG	FC	LG	TD								
C. Hudson	1	3	3.0	2	3	0	R. Smith	2	12	6.0	0	6	0												
(DOWNED)	1	0	0.0	0	—	0	(OUT OF BOUNDS)	1	0	0.0	0	—	0												
(TOUCHBACK)	1	0	0.0	0	—	0	RETURNS	2	12	6.0	0	6	0												
RETURNS	1	3	3.0	2	3	0							2	12	6.0	0	6	0							
KICKOFF RETURNS																									
KICKOFF RETURNS	NO	YDS	AVG	FC	LG	TD	KICKOFF RETURNS					NO	YDS	AVG	FC	LG	TD								
B. Brooks	4	75	18.8	0	29	0	V. Hebron	3	85	28.3	0	38	0												
							B. Chamberlain	1	15	15.0	0	15	0												
							K. Burns	1	14	14.0	0	14	0												
							P. Jeffers	1	9	9.0	0	9	0												
							(TOUCHBACK)	1	0	0.0	0	—	0												
RETURNS	4	75	18.8	0	29	0	RETURNS	6	123	20.5	0	38	0												
Jacksonville Jaguars Own													Denver Broncos Own												
FUMBLES	Fum	Lost	Rec.	Yds	TD	FF	Rec.	Yds	TD	Bnds	Fum	Lost	Rec.	Yds	TD	FF	Rec.	Yds	TD	Bnds					
T. McManus	0	0	0	0	0	1	0	0	0	0	D. Carswell	1	0	1	0	0	0	0	0	0					
TOTAL	0	0	0	0	0	1	0	0	0	0	TOTAL	1	0	1	0	0	0	0	0	0					

FINAL TEAM STATISTICS

FINAL TEAM STATISTICS														
JAGUARS						BRONCOS								
TOTAL FIRST DOWNS						22						21		
By Rushing						9						7		
By Passing						11						13		
By Penalty						2						1		
THIRD DOWN EFFICIENCY						8-15-53%						6-12-50%		
FOURTH DOWN EFFICIENCY						0-0-0%						1-1-100%		
TOTAL NET YARDS						443						351		
Total Offensive Plays (inc. times thrown passing)						67						60		
Average gain per offensive play						6.6						5.9		
NET YARDS RUSHING						203						126		
Total Rushing Plays						36						21		
Average gain per rushing play						5.6						6.0		
NET YARDS PASSING						240						225		
Times thrown — yards lost attempting to pass						2-5						1-1		
Gross yards passing						245						226		
PASS ATTEMPTS-COMPLETIONS-HAD INTERCEPTED						29-10-4						38-25-0		
Average gain per pass play (inc. # thrown passing)						7.7						5.8		
KICKOFFS Number-In End Zone-Touchbacks						7-1-1						5-2-0		
PUNTS Number and Average						3-39.7						5-42.6		
Had Blocked						0						0		
FGs — PATS Had Blocked													0-0	0-1
TOTAL RETURN YARDAGE (Not Including Kickoffs)													3	12
No. and Yards Punt Returns													1-3	2-12
No. and Yards Kickoff Returns													4-75	6-123
No. and Yards Interception Returns													0-0	0-0
PENALTIES Number and Yards													3-18	8-64
FUMBLES Number and Lost													0-0	1-0
TOUCHDOWNS													3	4
Rushing													1	2
Passing													2	2
EXTRA POINTS Made-Attempts													3-3	2-2
Kicking Made-Attempts													3-3	1-4
Rushing Made-Attempts													0-0	1-1
Passing Made-Attempts													0-0	0-1
FIELD GOALS Made-Attempts													3-3	0-0
SAFETIES													30	27
FINAL SCORE													0	0
TIME OF POSSESSION													32:24	27:36

BRONCOS DEFENSIVE STATISTICS

BRONCOS DEFENSIVE STATISTICS																	
(based on unofficial press box statistics)																	
PLAYER	UT	A	TT	S-YDS	I-YDS	PD	FF	FR	PLAYER	UT	A	TT	S-YDS	I-YDS	PD	FF	FR
T. Braxton	10	1	11	0-0	0-0	0	0	0	M. Lodish	2	0	2	0-0	0-0	0	0	0
J. Mobley	6	2	8	0-0	0-0	1	0	0	B. Romanowski	2	0	2	0-0	0-0	0	0	0
S. Atwater	6	0	6	0-0	0-0	0	0	0	H. Hasselbach	1	0	1	0-0	0-0	0	0	0
A. Aldridge	5	1	6	1-4	0-0	1	0	0	R. Hilliard	1	0	1	0-0	0-0	0	0	0
M. Perry	4	1	5	0-0	0-0	0	0	0	M. Tanuvasa	1	0	1	0-0	0-0	0	0	0
D. Williams	2	2	4	1-1	0-0	1	0	0	A. Williams	1	0	1	0-0	0-0	2	0	0
R. Crockett	2	0	2	0-0	0-0	1	0	0	K. Burns	0	0	0	0-0	0-0	0	0	0
T. Hauck	2	0	2	0-0	0-0	0	0	0	TEAM TOTALS	47	7	54	2-5	0-0	6	0	0
T. James	2	0	2	0-0	0-0	0	0	0									



L.A. Raiders 42, Denver 24

Sunday, Jan. 9, 1994 • 1 p.m. PST • Los Angeles Coliseum • Los Angeles

WEATHER: Sunny, 76°, Wind 0 mph • **ATTENDANCE:** 65,314 • **TIME:** 3:36

1993 AFC Wild Card Game

Facing the Los Angeles Raiders for the second time in as many weeks, the Denver Broncos saw the Raiders pull away from a 21-21 halftime tie en route to a 42-24 win in an AFC Wild Card Game in front of 65,314 fans at the Los Angeles Coliseum.

Denver quarterback John Elway completed 29-of-47 passes (61.7%) for 302 yards with three touchdowns and one interception while tight end Shannon Sharpe hauled in a game-high 13 receptions for 156 yards (12.0 avg.) with one touchdown.

The Raiders struck first on a 7-play, 80-yard drive that was capped with a 9-yard touchdown pass from quarterback Jeff Hostetter to tight end Ethan Horton at 9:17 of the first quarter.

Elway and the Broncos responded with a scoring drive of their own, going 65 yards in seven plays with Elway finding Sharpe for a 23-yard touchdown. The Raiders bounced back with a 65-yard touchdown pass to wide receiver Tim Brown to take a 14-7 lead at 2:25 of the first quarter. The Broncos responded by driving 80 yards in 12 plays, setting up a 16-yard touchdown toss from Elway to tight end Reggie Johnson to tie the score. Hostetter continued to be red hot on the Raiders' next possession, throwing a 54-yard touchdown pass to wide receiver James Jett for a 21-14 lead at 7:28 of the second quarter.

On the Broncos' final drive of the half, the offense chewed up nearly seven minutes and went 77 yards to tie the score at 21 on wide receiver Derek Russell's 6-yard touchdown reception. Elway showed his ability to create plays for the offense, completing passes to six different receivers and taking off on two rushes of his own during the drive.

The two teams combined for nearly 500 yards of total offense by halftime, but only the Raiders continued that pace in the second half. After receiving the opening kickoff, the Broncos failed to move the ball on their first three possessions, giving the Raiders great field position after three punts that averaged 30 yards. The Raiders took advantage of the field position, converting two of those possessions into touchdowns on drives of three and five plays, respectively, to take a commanding 35-21 lead at 4:27 of the third quarter.

The Broncos made a dent in the score at the beginning of the fourth period on a 33-yard field goal by Jason Elam at 12:36. The Raiders responded to that with a 10-play, 76-yard drive that was capped by Napoleon McCallum's third touchdown of the game from one yard out at 6:43 to mark the final points scored on the afternoon.

OFFICIALS:

Referee — Bob McElwee (95); **Umpire** — Al Conway (27); **Line Judge** — Tom Barnes (55); **Side Judge** — Don Wedge (28); **Head Linesman** — Aaron Pointer (79); **Back Judge** — Bill Lovett (98); **Field Judge** — Don Hakes (96).

DENVER BRONCOS

OFFENSE		DEFENSE	
WR 88	J. Evans	LE 99	S. Dronett
LT 65	G. Zimmerman	NT 71	G. Kragen
LG 79	D. Widell	RE 91	W. Oshodin
C 72	K. Kartz	LOLB 51	M. Croel
RG 75	B. Habib	LILB 77	K. Mecklenburg
RT 68	R. Freeman	MLB 57	W. Myman
TE 89	R. Johnson	ROLB 73	S. Fletcher
WR 87	C. Tillman	LCB 34	T. Braxton
QB 7	J. Elway	RCB 23	R. Bradford
RB 39	R. Delpino	SS 49	D. Smith
TE 84	S. Sharpe	FS 27	S. Atwater

BRONCOS SUBSTITUTIONS: K 1 J. Elam, QB 8 T. Maddox, P 16 T. Rouen, CB 21 L. Lang, RB 22 G. Milburn, S 31 R. Jones, CB 36 F. Robinson, FB 37 A. Lynn, RB 38 R. Rivers, S 40 D. Hall, WR 42 K. Taylor, CB 47 D. Pool, LB 54 M. Donahue, LB 58 E. Alexander, LB 59 T. Lucas, G 64 J. Melander, G 76 K. Scrafford, T 78 D. Maggs, WR 80 T. Kimbrough, WR 85 D. Russell, WR 86 A. Marshall, DE 94 J. Robinson, DT 97 D. Drozdov. **INACTIVE:** 30B 12 S. Moore, CB 29 C. Dimry, LB 52 J. Mills, C 61 B. Meeks, WR 81 B. Rose, WR 83 M. Bonner, DE 90 D. Williams, DT 95 A. Taylor.

LOS ANGELES RAIDERS

OFFENSE		DEFENSE	
WR 89	A. Wright	LE 75	H. Long
LT 71	G. Perry	RT 91	C. McGlockton
LG 76	S. Wisniewski	LT 74	N. Harrison
C 72	D. Mosebar	RE 93	G. Townsend
RG 65	M. Montoya	LLB 51	A. Wallace
RT 68	B. Wilkerson	MLB 57	J. Kelly
TE 88	E. Horton	RLB 99	W. Moss
WR 81	T. Brown	LCB 36	T. McDaniel
QB 15	J. Hostetter	RCB 48	L. Washington
RB 41	N. McCallum	SS 20	D. Hoskins
RB 21	R. Montgomery	FS 33	E. Anderson

RAIDERS SUBSTITUTIONS: P 7 J. Gossett, K 18 J. Jaeger, RB 23 R. Jordan, S 25 D. Land, S 31 R. Dixon, RB 35 S. Smith, RB 38 N. Bell, RB 39 K. Smith, LB 45 D. Fulcher, CB 46 T. Dorn, LB 52 M. Jones, LB 54 G. Biekert, DE 56 A. Bruce, G 64 T. Peat, C 67 D. Turk, G 77 R. Stephens, WR 80 D. Hobbs, WR 82 J. Jett, WR 83 W. Gault, TE 84 J. Duff, DE 94 A. Smith, DT 97 W. Broutton. **DID NOT PLAY:** QB 11 V. Evans. **INACTIVE:** 30B 12 B. J. Hobert, RB 28 G. Robinson, S 29 P. Bates, CB 37 J. Trapp, T 78 G. Skrepenak, T 79 K. Lanier, WR 86 R. Ismail, DT 92 F. Collons.

		1	2	3	4	OT	TOTAL		FIELD GOALS (made () & missed)
VISITOR	Denver Broncos	7	14	0	3	—	24		J. Elam (33)
HOME	Los Angeles Raiders	14	7	14	7	—	42		

Team	Qtr	Clock Time	PLAY DESCRIPTION (Extra Point) (Drive Info)	SCORE	
				Visitor	Home
RAIDERS	1	9:17	E. Horton 9 yd. pass from J. Hostetter (J. Jaeger, kick) (7-80, 3:18)	0	7
BRONCOS	1	6:12	S. Sharpe 23 yd. pass from J. Elway (J. Elam, kick) (7-65, 3:05)	7	7
RAIDERS	1	2:25	T. Brown 65 yd. pass from J. Hostetter (J. Jaeger, kick) (6-78, 3:47)	7	14
BRONCOS	2	10:06	R. Johnson 16 yd. pass from J. Elway (J. Elam, kick) (12-80, 7:19)	14	14
RAIDERS	2	7:28	J. Jett 54 yd. pass from J. Hostetter (J. Jaeger, kick) (5-84, 2:38)	14	21
BRONCOS	2	0:32	D. Russell 6 yd. pass from J. Elway (J. Elam, kick) (13-77, 6:56)	21	21
RAIDERS	3	8:08	N. McCallum 26 yd. run (J. Jaeger, kick) (3-35, 1:25)	21	28
RAIDERS	3	4:27	N. McCallum 2 yd. run (J. Jaeger, kick) (5-52, 2:31)	21	35
BRONCOS	4	12:36	J. Elam 33 yd. Field Goal (8-63, 2:32)	24	35
RAIDERS	4	6:43	N. McCallum 1 yd. run (J. Jaeger, kick) (10-76, 5:53)	24	42

FINAL INDIVIDUAL STATISTICS

Denver Broncos										Los Angeles Raiders									
RUSHING										RUSHING									
R. Delpino	ATT	YDS	AVG	LG	TD	N. McCallum	ATT	YDS	AVG	LG	TD								
J. Elway	9	32	3.6	16	0	T. Montgomery	13	81	6.2	26	3								
R. Rivers	5	23	4.6	6	0	J. Hostetler	15	50	3.3	15	0								
T. Maddox	1	2	2.0	2	0		4	5	1.3	4	0								
G. Milburn	1	1	1.0	1	0														
T. Maddox	2	-2	-1.0	1	0														
TOTAL	18	56	3.1	16	0	TOTAL	32	136	4.3	26	3								
PASSING										PASSING									
J. Elway	ATT	CMP	YDS	TKO/	YD	TD	LG	IN	Rtg.	J. Hostetler	ATT	CMP	YDS	TKO/	YD	TD	LG	IN	Rtg.
T. Maddox	47	29	302	1/5	3	25	1	92.7	J. Hostetler	19	13	294	2/3	3	65	0	150.8		
TOTAL	54	32	336	1/5	3	25	1	88.2	TOTAL	19	13	294	2/3	3	65	0	150.8		
PASS RECEIVING										PASS RECEIVING									
S. Sharpe	NO	YDS	AVG	LG	TD	J. Jett	NO	YDS	AVG	LG	TD								
A. Marshall	13	156	12.0	23	1	T. Brown	3	111	37.0	54	1								
G. Milburn	5	69	13.8	20	0	E. Horton	3	86	28.7	65	1								
D. Russell	5	8	1.6	6	0	T. Montgomery	3	45	15.0	33	1								
C. Tillman	2	31	15.5	25	1	A. Wright	3	29	9.7	18	0								
R. Johnson	2	25	12.5	16	0		1	23	23.0	23	0								
K. Taylor	2	19	9.5	16	1														
R. Rivers	1	13	13.0	13	0														
R. Rivers	1	8	8.0	8	0														
J. Evans	1	7	7.0	7	0														
TOTAL	32	336	10.5	25	3	TOTAL	13	294	22.6	65	3								
INTERCEPTIONS										INTERCEPTIONS									
	NO	YDS	AVG	LG	TD	T. Dorn	NO	YDS	AVG	LG	TD								
TOTAL	0	0	0.0	—	0	TOTAL	1	1	1.0	1	0								
PUNTING										PUNTING									
T. Rouen	NO	YDS	AVG	NET	TB	IN20	LG	J. Gossett	NO	YDS	AVG	NET	TB	IN20	LG				
TOTAL	4	135	33.8	28.8	1	0	45	TOTAL	4	170	42.5	33.0	0	1	50				
PUNT RETURNS										PUNT RETURNS									
G. Milburn	NO	YDS	AVG	FC	LG	TD	(DOWNED)	NO	YDS	AVG	FC	LG	TD						
(DOWNED)	3	38	12.7	0	18	0	(OUT OF BOUNDS)	1	0	0.0	0	—	0						
RETURNS	3	38	12.7	0	18	0	(TOUCHBACK)	2	0	0.0	0	—	0						
KICKOFF RETURNS										KICKOFF RETURNS									
G. Milburn	NO	YDS	AVG	FC	LG	TD	W. Gault	NO	YDS	AVG	FC	LG	TD						
(OUT OF BOUNDS)	6	85	14.2	0	21	0	(TOUCHBACK)	4	55	13.8	0	20	0						
RETURNS	6	85	14.2	0	21	0	RETURNS	4	55	13.8	0	20	0						
Denver Broncos										L.A. Raiders									
FUMBLE	Fum	Lost	Rec.	Yds	TD	FUMBLE	Fum	Lost	Rec.	Yds	TD								
J. Elway	1	0	0	0	0	A. Smith	0	0	0	0	0								
K. Kartz	0	0	1	0	0	TOTAL	0	0	0	0	1	0	0	0	0				
T. Maddox	1	0	1	0	0														
TOTAL	2	0	2	0	0														

FINAL TEAM STATISTICS

	BRONCOS	RAIDERS	BRONCOS	RAIDERS
TOTAL FIRST DOWNS	26	19	4-33.8	4-42.5
By Rushing	4	6	Had Blocked	0-0
By Passing	18	10	FGs - PATs Had Blocked	0-0
By Penalty	4	3	TOTAL RETURN YARDAGE (Not Including Kickoffs)	38
THIRD DOWN EFFICIENCY	4-14-29%	5-9-56%	No. and Yards Punt Returns	3-38
FOURTH DOWN EFFICIENCY	2-4-50%	0-0-0%	No. and Yards Kickoff Returns	6-85
TOTAL NET YARDS	387	427	No. and Yards Interception Returns	0-0
Total Offensive Plays (inc. times thrown passing)	73	53	PENALTIES Number and Yards	10-97
Average gain per offensive play	5.3	8.1	FUMBLES Number and Lost	2-0
NET YARDS RUSHING	56	136	TOUCHDOWNS	3
Total Rushing Plays	18	32	Rushing	0
Average gain per rushing play	3.1	4.3	Passing	3
NET YARDS PASSING	331	291	EXTRA POINTS Made-Attempts	3-3
Times thrown - yards lost attempting to pass	1-5	2-3	FIELD GOALS Made-Attempts	1-1
Gross yards passing	336	294	SAFETIES	0
PASS ATTEMPTS-COMPLETIONS-HAD INTERCEPTED	54-32-1	19-13-0	FINAL SCORE	24
Average gain per pass play (inc. # thrown passing)	6.0	13.9	TIME OF POSSESSION	31:09
KICKOFFS Number-in End Zone-Touchbacks	5-1-1	7-0-0		

BRONCOS DEFENSIVE STATISTICS

(based on unofficial press box statistics)

PLAYER	UT	A	TT	S-YDS	I-YDS	PD	FF	FR	PLAYER	UT	A	TT	S-YDS	I-YDS	PD	FF	FR
D. Smith	6	1	7	0-0	0-0	0	0	0	S. Fletcher	2	0	2	2-3	0-0	0	0	0
D. Wyman	5	2	7	0-0	0-0	0	0	0	L. Lang	2	0	2	0-0	0-0	0	0	0
K. Mecklenburg	4	2	6	0-0	0-0	0	0	0	W. Oshodin	2	0	2	0-0	0-0	0	0	0
S. Atwater	5	0	5	0-0	0-0	0	0	0	D. Hall	1	1	2	0-0	0-0	0	0	0
R. Bradford	4	0	4	0-0	0-0	0	0	0	G. Kragen	2	0	2	0-0	0-0	0	0	0
T. Braxton	3	0	3	0-0	0-0	0	0	0	E. Alexander	0	1	1	0-0	0-0	0	0	0
M. Croel	3	0	3	0-0	0-0	1	0	0	TEAM TOTALS	39	9	48	2-3	0-0	1	0	0
S. Dronett	2	0	2	0-0	0-0	0	0	0									



Buffalo 10, Denver 7

Sunday, Jan. 12, 1992 • 12:35 p.m. EST • Rich Stadium • Orchard Park, N.Y.

WEATHER: Sunny, 42°, Wind SSW 15 mph • **ATTENDANCE:** 80,272 • **TIME:** 2:59

1991 AFC Championship Game

The Broncos were denied their fifth AFC Championship, losing 10-7 to the Bills before 80,272 fans at Rich Stadium. Denver's defense shut down the high-powered Buffalo offense, limiting it to just 213 total yards and only 12 first downs, but the Broncos' offense failed to capitalize on several first-half opportunities.

Both teams struggled to find their offenses in the first two quarters, and the game was scoreless at halftime. Buffalo punted on its first two drives of the contest after a total net gain of negative two yards and had its third drive end when nose tackle Greg Kragen tipped and then intercepted a pass on the Buffalo 29. But Denver could not take advantage as David Treadwell's 47-yard field goal attempt sailed wide left. After the Broncos halted another Buffalo drive, Treadwell missed a 42-yard field goal attempt.

Once again, the Bills punted after failing to get a first down, and a 10-yard punt return by Vance Johnson set Denver up on the 50. On first down, quarterback John Elway threw a middle screen to running back Steve Sewell, who gained 26 yards to the Buffalo 24. The Broncos could move no closer than the 20, and Treadwell's 37-yard field goal attempt was wide right to end the last scoring threat of the first half.

The Bills' second drive of the third quarter began at their 20, and 11 plays later, they faced a third-and-7 on Denver's 26. Quarterback Jim Kelly's pass to James Lofton was intercepted by cornerback Tyrone Braxton and returned to the Denver 19. On second-and-10, Elway attempted another middle screen to Sewell, but linebacker Carlton Bailey picked off the pass and ran 11 yards for a touchdown and a 7-0 Buffalo lead.

The Broncos' first possession of the fourth quarter began with Gary Kubiak at quarterback after Elway left the game with an injured thigh muscle. Kubiak drove Denver from its 21 to the Buffalo 23, but the Broncos failed to convert a fourth-down attempt. The Bills then drove 50 yards in nine plays to score on a 44-yard field goal by Scott Norwood. Now down 10-0, Kubiak engineered a frantic drive in which Denver covered 85 yards in eight plays, and he scored on a 3-yard quarterback draw to pull Denver within 3 points, 10-7, with less than two minutes to play.

The ensuing onside kickoff was recovered by the Broncos' Steve Atwater, and Denver began its last-chance drive on its 49 with 1:43 left on the clock and two timeouts. On first down, Kubiak hit Sewell for seven yards, but cornerback Kirby Jackson stripped the ball away and recovered it on the Buffalo 44. The Broncos' defense forced the Bills to punt, but Denver could only reach the 50 as time ran out.

OFFICIALS:

Referee — Dale Hamer (104); **Umpire** — Al Conway (27); **Line Judge** — Bill Reynolds (53); **Side Judge** — Doug Toole (4); **Head Linesman** — Sid Semon (109); **Back Judge** — Al Jury (106); **Field Judge** — Don Hakes (96).

DENVER BRONCOS

OFFENSE		DEFENSE	
WR 83	M. Young	LE 91	W. Powers
LT 62	J. Davidson	NT 71	G. Kragen
LG 63	S. Farrell	RE 90	R. Holmes
C 79	Da. Widell	LOLB 73	S. Fletcher
RG 67	Do. Widell	LILB 56	M. Brooks
RT 76	K. Lanier	RILB 77	K. Mecklenburg
WR 81	S. Sharpe	ROLB 51	M. Croel
WR 85	D. Russell	LCB 34	T. Braxton
QB 7	J. Elway	RCB 24	W. Henderson
RB 28	G. Green	SS 49	D. Smith
WR 82	V. Johnson	FS 27	S. Atwater

BRONCOS SUBSTITUTIONS: P 2 M. Horan, QB 8 G. Kubiak, K 9 D. Treadwell, CB 21 L. Lang, S 22 A. Montgomery, CB 29 C. Dimry, RB 30 S. Sewell, RB 38 R. Rivers, RB 41 G. Lewis, S 48 R. Robbins, LB 54 K. Traylor, LB 59 T. Lucas, T/C 60 N. Subis, G 68 C. Ker, DE 70 B. Sochia, C 72 K. Kartz, T 74 H. Salem, WR 80 M. Jackson, WR 84 R. Nattiel, TE 88 C. Kay, DE 96 K. Walker. **DID NOT PLAY:** LB 52 J. Mills, TE 89 R. Johnson. **INACTIVE:** 3QB 12 S. Moore, RB 26 B. Humphrey.

BUFFALO BILLS

OFFENSE		DEFENSE	
WR 80	J. Lofton	LE 96	L. Seals
LT 69	W. Wolford	NT 91	J. Wright
LG 51	J. Richter	RE 78	B. Smith
C 67	K. Hull	LOLB 97	C. Bennett
RG 59	M. Frerotte	LILB 58	S. Conlan
RT 75	H. Ballard	RILB 54	C. Bailey
TE 84	K. McKeller	ROLB 56	D. Talley
WR 83	A. Reed	LCB 47	K. Jackson
QB 12	J. Kelly	RCB 37	N. Odomes
RB 34	T. Thomas	SS 46	L. Smith
WR 82	D. Beebe	FS 38	M. Kelso

BILLS SUBSTITUTIONS: K 5 B. Daluiso, P 9 C. Mohr, K 11 S. Norwood, QB 14 F. Reich, S 20 H. Jones, RB 23 K. Davis, CB 27 C. Hicks, CB 31 J. Williams, RB 35 C. Gardner, SS 45 D. Drane, LB 50 R. Bentley, LB 53 M. Patton, C 63 A. Lingner, NT 73 M. Lodish, WR 85 A. Edwards, TE 87 B. Rolle, TE 88 P. Metzelaars, WR 89 S. Tasker, DE 90 P. Hansen, DE 94 M. Pike, LB 99 G. Garner. **DID NOT PLAY:** OL 64 M. Brennan, T 79 J. Staysnicak. **INACTIVE:** 3QB 7 G. Gilbert, G/T 74 G. Parker.

		1	2	3	4	OT	TOTAL	FIELD GOALS (made () & missed)
VISITOR	Denver Broncos	0	0	0	7	—	7	D. Treadwell 47WL 42WR 37WR
HOME	Buffalo Bills	0	0	7	3	—	10	S. Norwood (44)

Team	Qtr	Clock Time	PLAY DESCRIPTION (Extra Point) (Drive Info)	SCORE	
				Visitor	Home
BILLS	3	9:32	C. Bailey 11 yd. return (S. Norwood, kick) (0-11, 0:11)	0	7
BILLS	4	10:42	S. Norwood 44 yd. Field Goal (9-50, 3:57)	0	10
BRONCOS	4	13:17	G. Kubiak 3 yd. run (D. Treadwell, kick) (8-85, 2:35)	7	10

FINAL INDIVIDUAL STATISTICS

Denver Broncos											Buffalo Bills																				
RUSHING	ATT	YDS	AVG	LG	TD	RUSHING	ATT	YDS	AVG	LG	TD	RUSHING	ATT	YDS	AVG	LG	TD	RUSHING	ATT	YDS	AVG	LG	TD								
G. Green	19	53	2.8	18	0	T. Thomas	26	72	2.8	9	0	A. Reed	1	16	16.0	16	0	J. Kelly	2	9	4.5	10	0	K. Davis	6	7	1.2	4	0		
G. Kubiak	3	22	7.3	11	1	A. Reed	1	16	16.0	16	0	J. Kelly	2	9	4.5	10	0	K. Davis	6	7	1.2	4	0	V. Johnson	4	3	0.8	6	0		
J. Elway	4	10	2.5	7	0	K. Davis	6	7	1.2	4	0	TOTAL	35	104	3.0	16	0	TOTAL	35	104	3.0	16	0	TOTAL	32	81	2.5	18	1		
S. Sewell	2	-7	-3.5	-1	0	TOTAL	35	104	3.0	16	0	TOTAL	35	104	3.0	16	0	TOTAL	35	104	3.0	16	0	TOTAL	32	81	2.5	18	1		
V. Johnson	4	3	0.8	6	0	TOTAL	35	104	3.0	16	0	TOTAL	35	104	3.0	16	0	TOTAL	35	104	3.0	16	0	TOTAL	32	81	2.5	18	1		
TOTAL	32	81	2.5	18	1	TOTAL	35	104	3.0	16	0	TOTAL	35	104	3.0	16	0	TOTAL	35	104	3.0	16	0	TOTAL	32	81	2.5	18	1		
PASSING	ATT	CMP	YDS	TKD/ YD	TD	LG	IN	Rtg.	PASSING	ATT	CMP	YDS	TKD/ YD	TD	LG	IN	Rtg.	PASSING	ATT	CMP	YDS	TKD/ YD	TD	LG	IN	Rtg.					
J. Elway	21	11	121	3/24	0	26	1	49.9	J. Kelly	25	13	117	1/8	0	25	2	31.6	J. Kelly	25	13	117	1/8	0	25	2	31.6					
G. Kubiak	12	11	136	1/10	0	24	0	113.9	TOTAL	25	13	117	1/8	0	25	2	31.6	TOTAL	25	13	117	1/8	0	25	2	31.6					
TOTAL	33	22	257	4/34	0	26	1	77.5	TOTAL	25	13	117	1/8	0	25	2	31.6	TOTAL	25	13	117	1/8	0	25	2	31.6					
PASS RECEIVING	NO	YDS	AVG	LG	TD	PASS RECEIVING	NO	YDS	AVG	LG	TD	PASS RECEIVING	NO	YDS	AVG	LG	TD	PASS RECEIVING	NO	YDS	AVG	LG	TD	PASS RECEIVING	NO	YDS	AVG	LG	TD		
V. Johnson	8	104	13.0	24	0	K. McKeller	3	39	13.0	25	0	T. Thomas	3	15	5.0	8	0	K. McKeller	3	39	13.0	25	0	T. Thomas	3	15	5.0	8	0		
S. Sewell	7	78	11.1	26	0	A. Reed	2	19	9.5	10	0	A. Reed	2	19	9.5	10	0	A. Reed	2	19	9.5	10	0	A. Reed	2	19	9.5	10	0		
S. Sharpe	3	40	13.3	15	0	K. Davis	2	13	6.5	9	0	K. Davis	2	13	6.5	9	0	K. Davis	2	13	6.5	9	0	K. Davis	2	13	6.5	9	0		
M. Young	3	25	8.3	10	0	P. Metzelaars	1	14	14.0	14	0	P. Metzelaars	1	14	14.0	14	0	P. Metzelaars	1	14	14.0	14	0	P. Metzelaars	1	14	14.0	14	0		
R. Nattiel	1	10	10.0	10	0	J. Lofton	1	11	11.0	11	0	J. Lofton	1	11	11.0	11	0	J. Lofton	1	11	11.0	11	0	J. Lofton	1	11	11.0	11	0		
TOTAL	22	257	11.7	26	0	TOTAL	13	117	9.0	25	0	TOTAL	13	117	9.0	25	0	TOTAL	13	117	9.0	25	0	TOTAL	13	117	9.0	25	0		
INTERCEPTIONS	NO	YDS	AVG	LG	TD	INTERCEPTIONS	NO	YDS	AVG	LG	TD	INTERCEPTIONS	NO	YDS	AVG	LG	TD	INTERCEPTIONS	NO	YDS	AVG	LG	TD	INTERCEPTIONS	NO	YDS	AVG	LG	TD		
G. Kragen	1	0	0.0	0	0	C. Bailey	1	11	11.0	11	1	C. Bailey	1	11	11.0	11	1	C. Bailey	1	11	11.0	11	1	C. Bailey	1	11	11.0	11	1		
T. Braxton	1	5	5.0	5	0	TOTAL	1	11	11.0	11	1	TOTAL	1	11	11.0	11	1	TOTAL	1	11	11.0	11	1	TOTAL	1	11	11.0	11	1		
TOTAL	2	5	2.5	5	0	TOTAL	1	11	11.0	11	1	TOTAL	1	11	11.0	11	1	TOTAL	1	11	11.0	11	1	TOTAL	1	11	11.0	11	1		
PUNTING	NO	YDS	AVG	NET	TB	IN20	LG	PUNTING	NO	YDS	AVG	NET	TB	IN20	LG	PUNTING	NO	YDS	AVG	NET	TB	IN20	LG	PUNTING	NO	YDS	AVG	NET	TB	IN20	LG
Horan	6	262	43.7	40.3	1	4	76	C. Mohr	8	304	38.0	31.0	1	0	49	C. Mohr	8	304	38.0	31.0	1	0	49	C. Mohr	8	304	38.0	31.0	1	0	49
TOTAL	6	262	43.7	40.3	1	4	76	TOTAL	8	304	38.0	31.0	1	0	49	TOTAL	8	304	38.0	31.0	1	0	49	TOTAL	8	304	38.0	31.0	1	0	49
PUNT RETURNS	NO	YDS	AVG	FC	LG	TD	PUNT RETURNS	NO	YDS	AVG	FC	LG	TD	PUNT RETURNS	NO	YDS	AVG	FC	LG	TD	PUNT RETURNS	NO	YDS	AVG	FC	LG	TD				
V. Johnson	3	36	12.0	3	13	0	C. Hicks	0	0	0.0	1	—	0	C. Hicks	0	0	0.0	1	—	0	C. Hicks	0	0	0.0	1	—	0				
(DOWNED)	1	0	0.0	0	—	0	(OUT OF BOUNDS)	1	0	0.0	0	—	0	(OUT OF BOUNDS)	1	0	0.0	0	—	0	(OUT OF BOUNDS)	1	0	0.0	0	—	0				
(TOUCHBACK)	1	0	0.0	0	—	0	(DOWNED)	3	0	0.0	0	—	0	(DOWNED)	3	0	0.0	0	—	0	(DOWNED)	3	0	0.0	0	—	0				
RETURNS	3	36	12.0	3	13	0	(TOUCHBACK)	1	0	0.0	0	—	0	(TOUCHBACK)	1	0	0.0	0	—	0	(TOUCHBACK)	1	0	0.0	0	—	0				
KICKOFF RETURNS	NO	YDS	AVG	FC	LG	TD	KICKOFF RETURNS	NO	YDS	AVG	FC	LG	TD	KICKOFF RETURNS	NO	YDS	AVG	FC	LG	TD	KICKOFF RETURNS	NO	YDS	AVG	FC	LG	TD				
A. Montgomery	2	34	17.0	0	18	0	A. Edwards	1	24	24.0	0	24	0	A. Edwards	1	24	24.0	0	24	0	A. Edwards	1	24	24.0	0	24	0				
D. Russell	1	15	15.0	0	15	0	RETURNS	1	24	24.0	0	24	0	RETURNS	1	24	24.0	0	24	0	RETURNS	1	24	24.0	0	24	0				
RETURNS	3	49	16.3	0	18	0	RETURNS	1	24	24.0	0	24	0	RETURNS	1	24	24.0	0	24	0	RETURNS	1	24	24.0	0	24	0				
Denver Broncos	Own	Opp.	Out	Buffalo Bills	Own	Opp.	Out	FUMBLES	Fum	Lost	Rec.	Yds	TD	FF	Rec.	Yds	TD	Bnds	FUMBLES	Fum	Lost	Rec.	Yds	TD	FF	Rec.	Yds	TD	Bnds		
J. Elway	1	0	1	-5	0	0	0	0	0	0	0	0	0	0	0	0	0	0	L. Smith	0	0	0	0	0	1	0	0	0	0		
S. Sewell	2	1	1	0	0	0	0	0	0	0	0	0	0	0	0	0	0	0	K. Jackson	0	0	0	0	0	1	1	0	0	0		
V. Johnson	1	0	0	0	0	0	0	0	0	0	0	0	0	0	0	0	0	0	TOTAL	0	0	0	0	0	2	1	0	0	0		
Da. Widell	0	0	1	0	0	0	0	0	0	0	0	0	0	0	0	0	0	0	TOTAL	0	0	0	0	0	2	1	0	0	0		
TOTAL	4	1	3	-5	0	0	0	0	TOTAL	0	0	0	0	0	0	0	0	0	TOTAL	0	0	0	0	0	2	1	0	0	0	0	

FINAL TEAM STATISTICS

BRONCOS											BILLS										
TOTAL FIRST DOWNS	20										12										
By Rushing	6										5										
By Passing	13										5										
By Penalty	1										2										
THIRD DOWN EFFICIENCY	3-14-21%										4-15-27%										
FOURTH DOWN EFFICIENCY																					



Denver 26, Houston 24

Saturday, Jan. 4, 1992 • 2 p.m. MST • Mile High Stadium • Denver

WEATHER: Sunny, 36°, Wind W 14 mph • **ATTENDANCE:** 75,301 • **TIME:** 3:09

1991 AFC Divisional Playoff Game

The Denver Broncos advanced to their fourth AFC Championship Game in six years after defeating the Houston Oilers 26-24 in front of 75,301 fans at Mile High Stadium.

Houston quarterback Warren Moon drove his team 70 yards in four plays for a touchdown to put the Oilers up 7-0 with only 1:46 gone in the game. After a Denver punt, Moon again drove the Oilers down the field and threw his second touchdown pass, this one for nine yards to wide receiver Drew Hill for a 14-0 lead.

The Broncos started their next possession on their 35-yard line and covered 65 yards in eight plays to score on a 10-yard pass from quarterback John Elway to wide receiver Vance Johnson, but a fumbled snap on the conversion attempt left the score 14-6. On the sixth play of the ensuing Oilers drive, Moon was intercepted by free safety Steve Atwater, but a roughing the passer call nullified the effort. Three plays later, Houston scored on a 6-yard pass from Moon to wide receiver Curtis Duncan.

The next Oilers possession ended when Atwater intercepted a pass and gave Denver the ball on its own 12 with 6:03 left in the half. In a drive that saw Elway complete all six passes for 64 yards and Steve Sewell complete one to Johnson for 10, the Broncos covered 88 yards in 12 plays to score on a 1-yard run by running back Greg Lewis, cutting the Houston lead to 21-13. After a missed Houston field goal attempt, the Broncos drove from their 20 to Houston's 31 and David Treadwell nailed a 49-yard field goal, the longest in Denver postseason history. Now up by only five at 21-16, the Oilers reached the Broncos' 7-yard line on their next drive but had to settle for a 25-yard field goal.

The Broncos started on their 20-yard line for their next possession and converted a fourth-and-4 from the Houston 41 to keep the drive going. Lewis' 1-yard touchdown run cut Denver's deficit to one, 24-23, with seven minutes remaining.

With 2:07 left and on his 2-yard-line, Elway found wide receiver Michael Young for a 22-yard gain on first down, but three plays later the Broncos had a fourth-and-6 on the 28. Elway dropped back then scrambled left upfield and ran out of bounds a yard past the first-down marker. Three consecutive incompletions again left Denver with a do-or-die fourth-down situation. Elway again dropped back and scrambled left, but as he headed upfield he tossed a pass to Johnson, who ran to the Houston 21 for a 44-yard gain.

Broncos running back Steve Sewell ran for 10 yards on first down, and two plays later, Treadwell came on for the game-winning 28-yard field goal.

OFFICIALS:

Referee — Johnny Grier (23); **Umpire** — John Keck (67); **Line Judge** — Ron Blum (83); **Side Judge** — Don Carlson (39); **Head Linesman** — Dave Anderson (81); **Back Judge** — Roy Clymer (24); **Field Judge** — Ed Merrifield (76).

DENVER BRONCOS

OFFENSE		DEFENSE	
WR 83 M. Young	LDE 73 S. Fletcher	LT 62 J. Davidson	LDT 71 G. Kragen
G 63 S. Farrell	RDT 77 K. Mecklenburg	C 79 Da. Widell	RDE 51 M. Croel
RG 67 Do. Widell	MLB 56 M. Brooks	RT 76 K. Lanier	LCB 34 T. Braxton
TE 88 C. Kay	RCB 29 C. Dimry	WR 85 D. Russell	CB 21 L. Lang
QB 7 J. Elway	S 48 R. Robbins	RB 28 G. Green	SS 49 D. Smith
RB 81 S. Sharpe	FS 27 S. Atwater		

BRONCOS SUBSTITUTIONS: P 2 M. Horan, QB 8 G. Kubiak, K 9 D. Treadwell, S 22 A. Montgomery, RB 30 S. Sewell, RB 38 R. Rivers, RB 41 G. Lewis, LB 52 J. Mills, LB 54 K. Traylor, LB 59 T. Lucas, G/T 60 N. Subis, G 68 C. Ker, NT 70 B. Sochia, C 72 K. Kartz, T 74 H. Salem, WR 82 V. Johnson, WR 84 R. Nattiel, WR 86 B. Johnson, TE 89 R. Johnson, DE 90 R. Holmes, DL 96 K. Walker. **DID NOT PLAY:** CB 24 W. Henderson, DE 91 W. Powers. **INACTIVE:** 3QB 12 S. Moore, RB 26 B. Humphrey.

HOUSTON OILERS

OFFENSE		DEFENSE	
WR 84 H. Jeffires	LE 95 W. Fuller	WR 85 D. Hill	LT 79 R. Childress
LT 78 D. Maggs	RE 97 L. Williams	LG 63 M. Munchak	RE 96 S. Jones
C 74 B. Matthews	LLB 57 L. Lathon	RG 66 D. Dawson	MLB 54 A. Meads
RT 73 D. Williams	RLB 91 J. Meads	WR 81 E. Givins	LCB 28 C. Dishman
WR 80 C. Duncan	RCB 23 R. Johnson	QB 1 W. Moon	SS 25 B. McDowell
RB 44 L. White	FS 26 B. Orlando		

OILERS SUBSTITUTIONS: K 3 A. Del Greco, P 9 G. Montgomery, RB 20 A. Pinkett, CB 24 S. Jackson, CB 29 D. Lewis, RB 30 V. Jones, S 31 M. Robertson, RB 33 G. Brown, S 38 M. Dumas, LB 53 E. Seal, G 55 J. Flannery, LB 56 S. Kozak, T 70 D. Steinkuhler, DT 76 J. Alm, T 77 K. Donnalley, WR 82 T. Jones, WR 86 A. Johnson, WR 87 P. Coleman, DE 90 E. Johnson, LB 93 R. Graf, DT 94 G. Montgomery. **DID NOT PLAY:** QB 14 C. Carlson, WR 83 L. Harris. **INACTIVE:** QB 10 R. Slack, LB 51 E. Fairs.

		1	2	3	4	OT	TOTAL	FIELD GOALS (made () & missed)	
VISITOR	Houston Oilers	14	7	0	3	—	24	A. Del Greco 33WR (25)	
HOME	Denver Broncos	6	7	3	10	—	26	D. Treadwell (49) (28)	

Team	Qtr	Clock Time	PLAY DESCRIPTION (Extra Point) (Drive Info)	SCORE	
				Visitor	Home
OILERS	1	1:46	H. Jeffires 15 yd. pass from W. Moon (A. Del Greco, kick) (4-70, 1:46)	7	0
OILERS	1	9:44	D. Hill 9 yd. pass from W. Moon (A. Del Greco, kick) (9-63, 5:39)	14	0
BRONCOS	1	13:43	V. Johnson 10 yd. pass from J. Elway (No good, WL) (8-65, 3:59)	14	6
OILERS	2	4:05	C. Duncan 6 yd. pass from W. Moon (A. Del Greco, kick) (8-80, 5:22)	21	6
BRONCOS	2	14:21	G. Lewis 1 yd. run (D. Treadwell, kick) (12-88, 5:24)	21	13
BRONCOS	3	13:02	D. Treadwell 49 yd. Field Goal (9-49, 3:11)	21	16
OILERS	4	1:35	A. Del Greco 25 yd. Field Goal (7-67, 3:33)	24	16
BRONCOS	4	8:07	G. Lewis 1 yd. run (D. Treadwell, kick) (12-80, 6:32)	24	23
BRONCOS	4	14:44	D. Treadwell 28 yd. Field Goal (12-87, 1:51)	24	26

FINAL INDIVIDUAL STATISTICS

Houston Oilers										Denver Broncos																																											
RUSHING																																																					
	ATT	YDS	AVG	LG	TD		ATT	YDS	AVG	LG	TD		ATT	YDS	AVG	LG	TD		ATT	YDS	AVG	LG	TD																														
L. White	17	79	4.6	10	0	G. Green	17	59	3.5	14	0	S. Sewell	4	48	12.0	19	0	J. Elway	6	39	6.5	15	0	R. Rivers	1	3	3.0	3	0	G. Lewis	3	2	0.7	1	2																		
W. Moon	2	18	9.0	15	0																																																
TOTAL	19	97	5.1	15	0	TOTAL	31	151	4.9	19	2																																										
PASSING																																																					
	ATT	CMP	YDS	TKO/ YD	TD	LG	IN	Rtg.		ATT	CMP	YDS	TKO/ YD	TD	LG	IN	Rtg.		ATT	CMP	YDS	TKO/ YD	TD	LG	IN	Rtg.																											
W. Moon	36	27	325	0/0	3	49	1	118.4	J. Elway	33	19	257	0/0	1	44	1	80.0	S. Sewell	1	1	10	0/0	0	10	0	108.3																											
TOTAL	36	27	325	0/0	3	49	1	118.4	TOTAL	34	20	267	0/0	1	44	1	81.4																																				
PASS RECEIVING																																																					
	NO	YDS	AVG	LG	TD		NO	YDS	AVG	LG	TD		NO	YDS	AVG	LG	TD		NO	YDS	AVG	LG	TD																														
H. Jeffries	7	99	14.1	49	1	V. Johnson	5	78	15.6	44	1	M. Young	4	85	21.3	32	0	S. Sewell	3	28	9.3	16	0	S. Sharpe	3	20	6.7	7	0	R. Nattiel	2	27	13.5	23	0	D. Russell	1	20	20.0	20	0	C. Kay	1	8	8.0	8	0	G. Green	1	1	1.0	1	0
E. Givins	6	111	18.5	29	0																																																
C. Duncan	6	40	6.7	11	1																																																
L. White	5	35	7.0	10	0																																																
D. Hill	2	21	10.5	12	1																																																
T. Jones	1	19	19.0	19	0																																																
TOTAL	27	325	12.0	49	3	TOTAL	20	267	13.4	44	1																																										
INTERCEPTIONS																																																					
	NO	YDS	AVG	LG	TD		NO	YDS	AVG	LG	TD		NO	YDS	AVG	LG	TD		NO	YDS	AVG	LG	TD																														
R. Johnson	1	25	25.0	25	0	S. Atwater	1	0	0.0	0	0																																										
TOTAL	1	25	25.0	25	0	TOTAL	1	0	0.0	0	0																																										
PUNTING																																																					
	NO	YDS	AVG	NET	TB	IN20	LG		NO	YDS	AVG	NET	TB	IN20	LG		NO	YDS	AVG	NET	TB	IN20	LG																														
G. Montgomery	1	44	44.0	44.0	0	1	44	M. Horan	2	81	40.5	40.5	0	0	43																																						
TOTAL	1	44	44.0	44.0	0	1	44	TOTAL	2	81	40.5	40.5	0	0	43																																						
PUNT RETURNS																																																					
	NO	YDS	AVG	FC	LG	TD		NO	YDS	AVG	FC	LG	TD		NO	YDS	AVG	FC	LG	TD																																	
P. Coleman	0	0	0.0	1	—	0	(DOWNED)	1	0	0.0	0	—	0																																								
(OUT OF BOUNDS)	1	0	0.0	—	0	0																																															
RETURNS	0	0	0.0	1	—	0	RETURNS	0	0	0.0	0	—	0																																								
KICKOFF RETURNS																																																					
	NO	YDS	AVG	FC	LG	TD		NO	YDS	AVG	FC	LG	TD		NO	YDS	AVG	FC	LG	TD																																	
P. Coleman	3	36	12.0	0	15	0	A. Montgomery	4	88	22.0	0	30	0																																								
A. Pinkett	3	46	15.3	0	22	0	(TOUCHBACK)	1	0	0.0	0	—	0																																								
RETURNS	6	82	13.7	0	22	0	RETURNS	4	88	22.0	0	30	0																																								
Houston Oilers										Denver Broncos																																											
	Own	Opp.	Out		Own	Opp.	Out		Own	Opp.	Out		Own	Opp.	Out																																						
FUMBLES	Fum	Lost	Rec.	Yds	TD	FF	Rec.	Yds	TD	Bnds	FUMBLES	Fum	Lost	Rec.	Yds	TD	FF	Rec.	Yds	TD	Bnds																																
A. Smith	0	0	0	0	0	0	0	0	0	0	G. Green	1	0	0	0	0	0	0	0	0	0	0																															
B. Orlando	0	0	0	0	0	1	0	0	0	0	J. Davidson	0	1	0	0	0	0	0	0	0	0	0																															
											S. Sewell	1	0	0	0	0	0	0	0	0	0	1																															
											J. Elway	1	0	1	0	0	0	0	0	0	0	0																															
TOTAL	0	0	0	0	0	2	0	0	0	0	TOTAL	3	0	2	0	0	0	0	0	0	1																																

FINAL TEAM STATISTICS

	OILERS	BRONCOS	OILERS	BRONCOS
TOTAL FIRST DOWNS	23	26	1-44	2-40.5
By Rushing	7	13	Had Blocked	0
By Passing	14	12	FGs - PATs Had Blocked	0-0
By Penalty	2	1	TOTAL RETURN YARDAGE (Not Including Kickoffs)	25
THIRD DOWN EFFICIENCY	5-8-63%	5-11-45%	No. and Yards Punt Returns	0-0
FOURTH DOWN EFFICIENCY	0-0-0%	3-3-100%	No. and Yards Kickoff Returns	6-82
TOTAL NET YARDS	422	418	No. and Yards Interception Returns	1-25
Total Offensive Plays (inc. times thrown passing)	55	65	PENALTIES Number and Yards	13-85
Average gain per offensive play	7.7	6.4	FUMBLES Number and Lost	0-0
NET YARDS RUSHING	97	151	TOUCHDOWNS	3
Total Rushing Plays	19	31	Rushing	0
Average gain per rushing play	5.1	4.9	Passing	3
NET YARDS PASSING	325	267	Returns	0
Times thrown - yards lost attempting to pass	0-0	0-0	EXTRA POINTS Made-Attempts	3-3
Gross yards passing	325	267	FIELD GOALS Made-Attempts	1-2
PASS ATTEMPTS-COMPLETIONS-HAD INTERCEPTED	36-27-1	34-20-1	SAFETIES	0
Average gain per pass play (inc. # thrown passing)	9.0	7.9	FINAL SCORE	24
KICKOFFS Number-In End Zone-Touchbacks	5-1-1	6-0-0	TIME OF POSSESSION	30:26

BRONCOS DEFENSIVE STATISTICS

<i>(based on unofficial press box statistics)</i>																	
PLAYER	UT	A	TT	S-YDS	I-YDS	PD	FF	FR	PLAYER	UT	A	TT	S-YDS	I-YDS	PD	FF	FR
C. Dimry	9	0	9	0-0	0-0	1	0	0	K. Mecklenburg	2	0	2	0-0	0-0	0	0	0
M. Brooks	7	2	9	0-0	0-0	0	0	0	R. Robbins	2	0	2	0-0	0-0	0	0	0
S. Atwater	3	5	8	0-0	1-0	2	0	0	B. Sochia	1	1	2	0-0	0-0	0	0	0
L. Lang	3	2	5	0-0	0-0	0	0	0	R. Holmes	1	0	1	0-0	0-0	0	0	0
T. Braxton	2	3	5	0-0	0-0	0	0	0	A. Montgomery	1	0	1	0-0	0-0	0	0	0
S. Fletcher	3	1	4	0-0	0-0	0	0	0	M. Croel	0	1	1	0-0	0-0	1	0	0
D. Smith	2	2	4	0-0	0-0	0	0	0	TEAM TOTALS	38	18	56	0-0	1-0	4	0	0
G. Kragen	2	1	3	0-0	0-0	0	0	0									



San Francisco 55, Denver 10

Sunday, Jan. 28, 1990 • 4:23 p.m. CST • Louisiana Superdome • New Orleans

WEATHER: Indoors • ATTENDANCE: 72,919 • TIME: 3:21

Super Bowl XXIV



The San Francisco 49ers captured their fourth World Championship with a 55-10 victory against the Denver Broncos in Super Bowl XXIV at the Louisiana Superdome in front of 72,919 fans. San Francisco quarterback Joe Montana completed 22-of-29 passes for 297 yards with five touchdowns, including three to wide receiver Jerry Rice.

The 49ers scored two touchdowns in every quarter and outgained the Broncos 461 yards to 167. After stopping Denver on the game's initial possession, San Francisco drove 66 yards in 10 plays, scoring on a 20-yard pass from Montana to Rice. The Broncos' next possession covered 49 yards in 10 plays and resulted in a 42-yard field goal by David Treadwell.

After limiting the 49ers to four yards on their next drive, Denver took possession on its own 49, but on first down, running back Bobby Humphrey fumbled and defensive end Kevin Fagan recovered for San Francisco on its 46. That turnover led to a 7-yard touchdown pass from Montana to tight end Brent Jones, and after a failed extra point attempt, San Francisco led 13-3 with three seconds left in the first quarter.

The Broncos failed to cross midfield in the second quarter while the 49ers scored on a 1-yard run by running back Tom Rathman and a 38-yard pass from Montana to Rice, taking a 27-3 lead into halftime.

San Francisco was unable to move the ball on the opening possession of the second half, but Elway was intercepted on the first play of Denver's next drive to give the 49ers possession on the Broncos' 28. On first down, Montana threw a touchdown pass to Rice to put his team up 34-3 with 2:12 gone in the third quarter.

The next Denver drive also ended with an interception, leading to a 35-yard scoring pass from Montana to John Taylor.

The Broncos, spurred by a 34-yard run by Humphrey, moved 61 yards in five plays and a penalty to score on a 3-yard run by Elway. San Francisco roared back with an 11-play, 75-yard drive that ended with a 3-yard touchdown run by Rathman. Following another Broncos fumble, running back Roger Craig plowed into the end zone on a 1-yard run to round out the scoring early in the fourth quarter and give the 49ers a 55-10 victory.

OFFICIALS:

Referee — Dick Jorgensen (60); **Umpire** — Hendi Ancich (115); **Line Judge** — Ron Blum (83); **Side Judge** — Gerry Austin (34); **Head Linesman** — Earnie Frantz (111); **Back Judge** — Al Jury (106); **Field Judge** — Don Orr (77).

DENVER BRONCOS

OFFENSE		DEFENSE	
WR 82 V. Johnson	LE 92 A. Carreker	LT 60 G. Perry	NT 71 G. Kragen
LG 66 J. Juriga	RE 90 R. Holmes	C 72 K. Kartz	LOLB 56 M. Brooks
RG 67 D. Widell	LILB 55 R. Dennison	RT 76 K. Lanier	RILB 77 K. Mecklenburg
TE 89 O. Mobley	ROLB 73 S. Fletcher	WR 80 M. Jackson	LCB 34 T. Braxton
QB 7 J. Elway	RCB 24 W. Henderson	RB 30 S. Sewell	SS 49 D. Smith
RB 26 B. Humphrey	FS 27 S. Atwater		

BRONCOS SUBSTITUTIONS: P 2 M. Horan, QB 8 G. Kubiak, K 9 D. Treadwell, RB 23 S. Winder, S 25 K. Corrington, CB 29 D. Carrington, RB 32 M. Bratton, RB 35 K. Bell, CB 36 M. Haynes, S 48 R. Robbins, LB 51 M. Munford, G/C 54 K. Bishop, LB 58 S. Curtis, LB 59 T. Lucas, DE/NT 61 A. Townsend, G 65 M. Smith, DE/NT 68 B. Henke, WR 83 M. Young, WR 84 R. Nattiel, TE 86 P. Green, TE 88 C. Kay, DE 91 W. Powers, LB 97 B. Klosterman. **INACTIVE:** RB 40 J. Alexander, C 57 M. Ruether.

SAN FRANCISCO 49ERS

OFFENSE		DEFENSE	
WR 82 J. Taylor	LE 78 P. Holt	LT 77 W. Paris	NT 95 M. Carter
LG 62 G. McIntyre	RE 75 K. Fagan	C 61 J. Sapolu	LOLB 94 C. Haley
RG 69 B. Collie	LILB 54 M. Millen	RT 79 H. Barton	RILB 99 M. Walter
TE 84 B. Jones	ROLB 58 K. Turner	WR 80 J. Rice	LCB 26 D. Pollard
QB 16 J. Montana	RCB 29 D. Griffin	RB 33 R. Craig	SS 31 C. Brooks
RB 44 T. Rathman	FS 42 R. Lott		

49ERS SUBSTITUTIONS: K 6 M. Cofer, QB 8 S. Young, P 9 B. Helton, CB 21 E. Wright, CB 22 T. McKyer, RB 23 S. Tillman, RB 24 H. Sydney, RB 32 T. Flagler, S 40 J. Jackson, LB 53 B. Romanowski, LB 56 S. Hendrickson, LB 59 K. DeLong, C/G 60 C. Thomas, NT 61 J. Burt, G 66 T. Tausch, NT 67 P. Kulger, T 74 S. Wallace, TE 84 J. Williams, WR 85 M. Wilson, WR 88 M. Sherrard, TE 89 W. Walls, DE 91 L. Roberts, DE/LB 96 D. Stubbs. **INACTIVE:** QB 13 S. Bono, LB 98 A. Goss.

		1	2	3	4	OT	TOTAL	FIELD GOALS (made () & missed)
VISITOR	San Francisco 49ers	13	14	14	14	—	55	
HOME	Denver Broncos	3	0	7	0	—	10	D. Treadwell (4/2)

Team	Qtr	Clock Time	PLAY DESCRIPTION (Extra Point) (Drive Info)	SCORE	
				Visitor	Home
49ERS	1	4:54	J. Rice 20 yd. pass from J. Montana (M. Cofer, kick) (10-66, 3:59)	7	0
BRONCOS	1	8:13	D. Treadwell 42 yd. Field Goal (10-49, 3:19)	7	3
49ERS	1	14:57	B. Jones 7 yd. pass from J. Montana (No good, WR) (10-54, 5:15)	13	3
49ERS	2	7:45	T. Rathman 1 yd. run (M. Cofer, kick) (14-69, 7:07)	20	3
49ERS	2	14:26	J. Rice 38 yd. pass from J. Montana (M. Cofer, kick) (5-59, 1:04)	27	3
49ERS	3	2:12	J. Rice 28 yd. pass from J. Montana (M. Cofer, kick) (1-28, 0:06)	34	3
49ERS	3	5:16	J. Taylor 35 yd. pass from J. Montana (M. Cofer, kick) (2-37, 0:48)	41	3
BRONCOS	3	8:07	J. Elway 3 yd. run (D. Treadwell, kick) (5-61, 2:51)	41	10
49ERS	4	0:03	T. Rathman 3 yd. run (M. Cofer, kick) (11-75, 6:56)	48	10
49ERS	4	1:13	R. Craig 1 yd. run (M. Cofer, kick) (1-1, 0:04)	55	10

FINAL INDIVIDUAL STATISTICS

San Francisco 49ers										Denver Broncos									
RUSHING	ATT	YDS	AVG	LG	TD					RUSHING	ATT	YDS	AVG	LG	TD				
R. Craig	20	69	3.5	18	1					B. Humphrey	12	61	5.1	34	0				
T. Rathman	11	38	3.5	18	2					J. Elway	4	8	2.0	3	1				
J. Montana	2	15	7.5	10	0					S. Winder	1	-5	-5.0	-5	0				
T. Flagler	6	14	2.3	10	0														
S. Young	4	6	1.5	11	0														
H. Sydney	1	2	2.0	2	0														
TOTAL	44	144	3.3	18	3					TOTAL	17	64	3.8	34	1				
			TKD/										TKD/						
			YD	TD	LG	IN	Rtg.						YD	TD	LG	IN	Rtg.		
J. Montana	29	22	297	1/0	5	38	0	147.6		J. Elway	26	10	108	4/30	0	27	2	19.4	
S. Young	3	2	20	0/0	0	13	0	85.4		G. Kubiak	3	1	28	2/3	0	28	0	68.8	
TOTAL	32	24	317	1/0	5	38	0	145.4		TOTAL	29	11	136	6/33	0	28	2	24.5	
PASS RECEIVING	NO	YDS	AVG	LG	TD					PASS RECEIVING	NO	YDS	AVG	LG	TD				
J. Rice	7	148	21.1	38	3					B. Humphrey	3	38	12.7	27	0				
R. Craig	5	34	6.8	12	0					S. Sewell	2	22	11.0	12	0				
T. Rathman	4	43	10.8	18	0					V. Johnson	2	21	10.5	13	0				
J. Taylor	3	49	16.3	35	1					R. Nattiel	1	28	28.0	28	0				
M. Sherrard	1	13	13.0	13	0					M. Bratton	1	14	14.0	14	0				
W. Walls	1	9	9.0	9	0					S. Winder	1	7	7.0	7	0				
B. Jones	1	7	7.0	7	1					C. Kay	1	6	6.0	6	0				
H. Sydney	1	7	7.0	7	0														
J. Williams	1	7	7.0	7	0														
TOTAL	24	317	13.2	38	5					TOTAL	11	136	12.4	28	0				
INTERCEPTIONS	NO	YDS	AVG	LG	TD					INTERCEPTIONS	NO	YDS	AVG	LG	TD				
M. Walter	1	4	4.0	4	0														
C. Brooks	1	38	38.0	38	0														
TOTAL	2	42	21.0	38	0					TOTAL	0	0	0.0	—	0				
PUNTING	NO	YDS	AVG	NET	TB	IN20	LG			PUNTING	NO	YDS	AVG	NET	TB	IN20	LG		
B. Helton	4	158	39.5	36.8	0	2	47			M. Horan	6	231	38.5	32.2	0	0	43		
TOTAL	4	158	39.5	36.8	0	2	47			TOTAL	6	231	38.5	32.2	0	0	43		
PUNT RETURNS	NO	YDS	AVG	FC	LG	TD				PUNT RETURNS	NO	YDS	AVG	FC	LG	TD			
J. Taylor	3	38	12.7	2	17	0				V. Johnson	2	11	5.5	1	7	0			
(OUT OF BOUNDS)	1	0	0.0	0	—	0				(DOWNED)	1	0	0.0	0	—	0			
RETURNS	3	38	12.7	2	17	0				RETURNS	2	11	5.5	1	7	0			
KICKOFF RETURNS	NO	YDS	AVG	FC	LG	TD				KICKOFF RETURNS	NO	YDS	AVG	FC	LG	TD			
T. Flagler	3	49	16.3	0	22	0				D. Carrington	6	146	24.3	0	39	0			
										K. Bell	2	41	20.5	0	24	0			
										M. Bratton	1	9	9.0	0	9	0			
RETURNS	3	49	16.3	0	22	0				RETURNS	9	196	21.8	0	39	0			
San Francisco 49ers	Fumbles	Own	Opp.	Out						Denver Broncos	Fumbles	Own	Opp.	Out					
	Fum	Lost	Rec.	Yds	TD	FF	Rec.	Yds	TD		Fum	Lost	Rec.	Yds	TD	FF	Rec.	Yds	TD
K. Fagan	0	0	0	0	0	1	0	0	0	B. Humphrey	1	1	0	0	0	0	0	0	0
C. Brooks	0	0	0	0	0	1	0	0	0	J. Elway	2	1	-1	-1	0	0	0	0	0
D. Griffin	0	0	0	0	0	1	0	0	0										
D. Stubbs	0	0	0	0	0	1	15	0	0										
TOTAL	0	0	0	0	0	2	2	15	0	TOTAL	3	2	1	-1	0	0	0	0	0

FINAL TEAM STATISTICS

	49ERS	BRONCOS	49ERS	BRONCOS
TOTAL FIRST DOWNS	28	12	4-39.5	6-38.5
By Rushing	14	5		
By Passing	14	6		
By Penalty	0	1		
THIRD DOWN EFFICIENCY	8-15-53%	3-11-27%		
FOURTH DOWN EFFICIENCY	2-2-100%	0-0-0%		
TOTAL NET YARDS	461	167		
Total Offensive Plays (inc. times thrown passing)	77	52		
Average gain per offensive play	6.0	3.2		
NET YARDS RUSHING	144	64		
Total Rushing Plays	44	17		
Average gain per rushing play	3.3	3.8		
NET YARDS PASSING	317	103		
Times thrown – yards lost attempting to pass	1-0	6-33		
Gross yards passing	317	136		
PASS ATTEMPTS-COMPLETIONS-HAD INTERCEPTED	32-24-0	29-11-2		
Average gain per pass play (inc. # thrown passing)	9.6	2.9		
KICKOFFS Number-In End Zone-Touchbacks	9-3-0	3-0-0		
PUNTS Number and Average			4-39.5	6-38.5
Had Blocked			0-0	0-0
FGs – PATs Had Blocked			0-0	0-0
TOTAL RETURN YARDAGE (Not Including Kickoffs)	80	11		
No. and Yards Punt Returns	3-38	2-11		
No. and Yards Kickoff Returns	3-49	9-196		
No. and Yards Interception Returns	2-42	0-0		
PENALTIES Number and Yards	4-38	0-0		
FUMBLES Number and Lost	0-0	3-2		
TOUCHDOWNS	3	1		
Rushing	3	0		
Passing	0	1		
EXTRA POINTS Made-Attempts	7-8	1-1		
FIELD GOALS Made-Attempts	0-0	1-1		
SAFETIES	0	0		
FINAL SCORE	55	10		
TIME OF POSSESSION	39:31	20:29		

BRONCOS DEFENSIVE STATISTICS

(based on unofficial press box statistics)

PLAYER	UT	A	TT	S-YDS	I-YDS	PD	FF	FR	PLAYER	UT	A	TT	S-YDS	I-YDS	PD	FF	FR
T. Braxton	8	0	8	1-0	0-0	2	0	0	M. Brooks	3	0	3	0-0	0-0	0	0	0
S. Atwater	4	4	8	0-0	0-0	0	0	0	A. Carreker	2	1	3	0-0	0-0	0	0	0
M. Munford	5	1	6	0-0	0-0	0	0	0	A. Townsend	2	1	3	0-0	0-0	0	0	0
R. Dennison	5	0	5	0-0	0-0	0	0	0	D. Carrington	2	0	2	0-0	0-0	0	0	0
S. Fletcher	5	0	5	0-0	0-0	0	0	0	W. Powers	2	0	2	0-0	0-0	0	0	0
W. Henderson	5	0	5	0-0	0-0	1	0	0	T. Lucas	1	1	2	0-0	0-0	0	0	0
S. Curtis	4	1	5	0-0	0-0	0	0	0	K. Carrington	1	0	1	0-0	0-0	0	0	0
G. Kragen	4	0	4	0-0	0-0	0	0	0	K. Mecklenburg	1	0	1	0-0	0-0	0	0	0
R. Holmes	3	1	4	0-0	0-0	0	0	0	TEAM TOTALS	58	13	71	1-0	0-0	3	0	0
D. Smith	1	3	4	0-0	0-0	0	0	0									



Denver 37, Cleveland 21

Sunday, Jan. 14, 1990 • 11:30 a.m. MST • Mile High Stadium • Denver

WEATHER: Sunny, 53°, Wind W 10 mph • ATTENDANCE: 76,005 • TIME: 3:28

1989 AFC Championship Game

The Denver Broncos won their third American Football Conference Championship in four years with a dynamic 37-21 victory over Cleveland before 76,005 fans at Mile High Stadium.

Broncos quarterback John Elway threw for 385 yards and three touchdowns, running back Sammy Winder tied a Denver postseason record with two touchdowns and strong safety Dennis Smith posted two of the Broncos' three interceptions. Denver also totaled 497 yards of offense, averaging 6.5 yards on 76 plays.

The Broncos took the opening kickoff and drove to the Cleveland 1, but on third down, Elway's pitch to running back Bobby Humphrey was fumbled and the Browns' Andrew Stewart recovered on the 8. With five minutes left in the first quarter, Smith picked off a Bernie Kosar pass and returned it to the Cleveland 32. Denver moved to the Cleveland 12 but had to settle for a 29-yard field goal by David Treadwell.

Neither team mounted scoring drives until the Broncos took possession on their own 18 with 6:54 left in the half. On first down, Elway hit wide receiver Mark Jackson for 12 yards, and three plays later he connected with wide receiver Michael Young for a 70-yard touchdown that put Denver ahead 10-0 at the half.

The Browns took the opening kickoff of the second half and drove 70 yards in eight plays, scoring on a 27-yard pass from Kosar to Brian Brennan. Denver roared right back on its next possession, going 80 yards in six plays and scoring on a 5-yard pass from Elway to tight end Orson Mobley on a drive sparked by a 53-yard Young reception.

The Broncos began their next possession at their 40-yard line and, buoyed by a 25-yard run by Elway, covered 60 yards in six plays and scored on a 7-yard run by Winder, making the score 24-7 late in the third quarter.

The Browns needed just six plays to go 72 yards and score on a 10-yard Kosar-to-Brennan pass, and two plays into Denver's next drive, Cleveland's Felix Wright recovered a Denver fumble and returned it to the Broncos' 1. On second down, Tim Manoa barreled in from the 2, cutting Denver's lead to 24-21 with one second left in the third quarter.

The Broncos shut out the Browns in the fourth quarter while posting 13 points of their own. A 39-yard touchdown grab by Winder along with two Treadwell field goals accounted for Denver's final points of the afternoon.

OFFICIALS:

Referee — Dick Hantak (105); **Umpire** — Art Demmas (78); **Line Judge** — Bill Reynolds (53); **Side Judge** — Nate Jones (97); **Head Linesman** — Dale Williams (8); **Back Judge** — Paul Baetz (22); **Field Judge** — Jack Vaughan (93).

DENVER BRONCOS

OFFENSE		DEFENSE	
WR 82	V. Johnson	LE 92	A. Carreker
LT 60	G. Perry	NT 71	G. Kragen
LG 66	J. Juriga	RE 90	R. Holmes
C 72	K. Kartz	LOLB 56	M. Brooks
RG 67	D. Widell	LILB 55	R. Dennison
RT 76	K. Lanier	RILB 77	K. Mecklenburg
TE 87	P. Kelly	ROLB 73	S. Fletcher
WR 80	M. Jackson	LCB 34	T. Braxton
QB 7	J. Elway	RCB 24	W. Henderson
FB 32	M. Bratton	SS 49	D. Smith
RB 26	B. Humphrey	FS 27	S. Atwater

BRONCOS SUBSTITUTIONS: P 2 M. Horan, QB 8 G. Kubiak, K 9 D. Treadwell, RB 23 S. Winder, S 25 K. Corrington, CB 29 D. Carrington, RB 30 S. Sewell, RB 35 K. Bell, CB 36 M. Haynes, S 48 R. Robbins, LB 51 M. Munford, G/C 54 K. Bishop, LB 58 S. Curtis, LB 59 T. Lucas, DE/NT 61 A. Townsend, G 65 M. Smith, DE/NT 68 B. Henke, WR 83 M. Young, WR 84 R. Nattiel, TE 88 C. Kay, TE 89 O. Mobley, DE 91 W. Powers, LB 97 B. Klosterman. **INACTIVE:** RB 40 J. Alexander, C 57 M. Ruether.

CLEVELAND BROWNS

OFFENSE		DEFENSE	
WR 84	W. Slaughter	LDE 60	A. Baker
LT 74	P. Farren	LDL 78	C. Hairston
LG 68	T. Banker	MT 92	M. Perry
C 73	G. Rakoczy	RDE 97	R. Banks
RG 66	T. Jones	LLB 57	C. Matthews
RT 63	C. Risien	MLB 59	M. Johnson
TE 82	O. Newsome	RLB 56	D. Grayson
WR 88	R. Langhorne	LCB 31	F. Minnifield
QB 19	B. Kosar	RCB 29	H. Dixon
RB 21	E. Metcalf	SS 22	F. Wright
FB 34	K. Mack	FS 30	T. Gash

BROWNS SUBSTITUTIONS: K 9 M. Bahr, QB 10 M. Pagel, P 15 B. Wagner, CB 23 M. Harper, RB 26 K. Jones, RB 33 M. Oliphant, RB 35 B. Redden, S 40 K. Kramer, FB 42 T. Manoa, S 49 R. Lyons, LB 50 V. Walters, LB 51 E. Johnson, LB 58 C. Charlton, C 64 T. Baugh, DE 71 T. Gibson, DL 75 C. Pike, T 77 R. Bolden, WR 85 L. Tillman, WR 86 B. Brennan, TE 87 R. Middleton, WR 89 G. McNeil, DE 96 A. Stewart. **DID NOT PLAY:** DB 24 T. Blaylock. **INACTIVE:** T 70 K. Simons, T 72 K. Robbins.

		1	2	3	4	OT	TOTAL	FIELD GOALS (made () & missed)	
VISITOR	Cleveland Browns	0	0	21	0	—	21		
HOME	Denver Broncos	3	7	14	13	—	37	D. Treadwell (29) 54B (34) (31)	

Team	Qtr	Clock Time	PLAY DESCRIPTION (Extra Point) (Drive Info)	SCORE	
				Visitor	Home
BRONCOS	1	12:59	D. Treadwell 29 yd. Field Goal (5-20, 2:46)	0	3
BRONCOS	2	9:03	M. Young 70 yd. pass from J. Elway (D.Treadwell, kick) (4-82, 0:57)	0	10
BROWNS	3	3:19	B. Brennan 27 yd. pass from B. Kosar (M. Bahr, kick) (8-70, 3:19)	7	10
BRONCOS	3	7:00	O. Mobley 5 yd. pass from J. Elway (D. Treadwell, kick) (6-80, 3:41)	7	17
BRONCOS	3	10:41	S. Winder 7 yd. run (D. Treadwell, kick) (6-60, 2:41)	7	24
BROWNS	3	12:48	B. Brennan 10 yd. pass from B. Kosar (M. Bahr, kick) (6-72, 2:07)	14	24
BROWNS	3	14:59	T. Manoa 2 yd. run (M. Bahr, kick) (2-1, 1:12)	21	24
BRONCOS	4	2:25	S. Winder 39 yd. pass from J. Elway (D. Treadwell, kick) (6-80, 2:26)	21	31
BRONCOS	4	6:38	D. Treadwell 34 yd. Field Goal (7-22, 3:48)	21	34
BRONCOS	4	13:00	D. Treadwell 31 yd. Field Goal (10-34, 6:50)	21	37

FINAL INDIVIDUAL STATISTICS

Cleveland Browns										Denver Broncos										
RUSHING	ATT	YDS	AVG	LG	TD	RUSHING	ATT	YDS	AVG	LG	TD	RUSHING	ATT	YDS	AVG	LG	TD			
K. Mack	6	36	6.0	19	0	J. Elway	5	39	7.8	25	0	S. Winder	21	37	1.8	9	1			
B. Kosar	2	22	11.0	16	0	B. Humphrey	8	23	2.9	9	0	S. Sewell	4	17	4.3	12	0			
T. Manoa	2	5	2.5	3	1	M. Bratton	1	4	4.0	4	0	TOTAL	39	120	3.1	25	1			
E. Metcalf	3	4	1.3	2	0	TOTAL	39	120	3.1	25	1	PASSING	ATT	CMP	YDS	TD	LG	INT	Rtg.	
R. Langhorne	1	-1	-1.0	-1	0	J. Elway	36	20	385	1/8	3	70	0	120.7						
TOTAL	14	66	4.7	19	1	TOTAL	36	20	385	1/8	3	70	0	120.7						
PASSING	ATT	CMP	YDS	TD	LG	INT	Rtg.	PASSING	ATT	CMP	YDS	TD	LG	INT	Rtg.					
B. Kosar	44	19	210	4/20	2	27	3	44.7	J. Elway	36	20	385	1/8	3	70	0	120.7			
TOTAL	44	19	210	4/20	2	27	3	44.7	TOTAL	36	20	385	1/8	3	70	0	120.7			
PASS RECEIVING	NO	YDS	AVG	LG	TD	PASS RECEIVING	NO	YDS	AVG	LG	TD									
R. Langhorne	5	78	15.6	27	0	V. Johnson	7	91	13.0	23	0									
B. Brennan	5	58	11.6	27	2	S. Sewell	3	55	18.3	43	0									
W. Slaughter	3	36	12.0	16	0	M. Young	2	123	61.5	70	1									
K. Mack	2	8	4.0	5	0	S. Winder	2	39	19.5	39	1									
E. Metcalf	2	7	3.5	4	0	M. Jackson	2	25	12.5	13	0									
L. Tillman	1	15	15.0	15	0	O. Mobley	2	22	11.0	17	1									
T. Manoa	1	8	8.0	8	0	B. Humphrey	1	23	23.0	23	0									
TOTAL	19	210	11.1	27	2	M. Bratton	1	7	7.0	7	0									
TOTAL	19	210	11.1	27	2	TOTAL	20	385	19.3	70	3									
INTERCEPTIONS	NO	YDS	AVG	LG	TD	INTERCEPTIONS	NO	YDS	AVG	LG	TD									
TOTAL	0	0	0.0	—	0	D. Smith	2	13	6.5	9	0									
PUNTING	NO	YDS	AVG	NET	TB	IN20	LG	PUNTING	NO	YDS	AVG	NET	TB	IN20	LG					
B. Wagner	8	338	42.3	35.3	1	1	52	M. Horan	5	232	46.4	37.0	2	1	61					
TOTAL	8	338	42.3	35.3	1	1	52	TOTAL	5	232	46.4	37.0	2	1	61					
PUNT RETURNS	NO	YDS	AVG	FC	LG	TD	PUNT RETURNS	NO	YDS	AVG	FC	LG	TD							
G. McNeil	1	7	7.0	1	7	0	V. Johnson	4	36	9.0	0	11	0							
(DOWNED)	1	0	0.0	0	—	0	(DOWNED)	3	0	0.0	0	—	0							
(TOUCHBACK)	2	0	0.0	0	—	0	(TOUCHBACK)	1	0	0.0	0	—	0							
RETURNS	1	7	7.0	1	7	0	RETURNS	4	36	9.0	0	11	0							
KICKOFF RETURNS	NO	YDS	AVG	FC	LG	TD	KICKOFF RETURNS	NO	YDS	AVG	FC	LG	TD							
E. Metcalf	6	118	19.7	0	28	0	(TOUCHBACK)	4	0	0.0	0	—	0							
K. Jones	1	12	12.0	0	12	0	RETURNS	0	0	0.0	0	—	0							
(TOUCHBACK)	1	0	0.0	0	—	0	TOTAL	0	0	0.0	0	—	0							
RETURNS	7	130	18.6	0	28	0	TOTAL	0	0	0.0	0	—	0							
Cleveland Browns	Own	Opp.	Out	Denver Broncos	Own	Opp.	Out													
FUMBLES	Fum	Lost	Rec.	Yds	TD	FF	Rec.	Yds	TD	Bnds	Fum	Lost	Rec.	Yds	TD	FF	Rec.	Yds	TD	Bnds
A. Stewart	0	0	0	0	0	0	1	0	0	0	J. Elway	1	1	0	-6	0	0	0	0	0
K. Mack	2	0	1	0	0	0	0	0	0	0	M. Bratton	1	1	0	0	0	0	0	0	0
B. Kosar	1	0	2	0	0	0	0	0	0	0	TOTAL	2	2	0	-6	0	0	0	0	0
F. Wright	0	0	0	0	0	1	27	0	0	0	TOTAL	2	2	0	-6	0	0	0	0	0
TOTAL	3	0	3	0	0	2	27	0	0	0	TOTAL	2	2	0	-6	0	0	0	0	0

FINAL TEAM STATISTICS

	BROWNS	BRONCOS		BROWNS	BRONCOS
TOTAL FIRST DOWNS	14	22	PUNTS Number and Average	8-42.3	5-46.4
By Rushing	3	6	Had Blocked	0	0
By Passing	11	14	FGs – PATs Had Blocked	0-0	1-0
By Penalty	0	2	TOTAL RETURN YARDAGE (Not Including Kickoffs)	7	50
THIRD DOWN EFFICIENCY	3-13-23%	9-18-50%	No. and Yards Punt Returns	1-7	4-36
FOURTH DOWN EFFICIENCY	0-1-0%	0-0-0%	No. and Yards Kickoff Returns	7-130	0-0
TOTAL NET YARDS	256	497	No. and Yards Interception Returns	0-0	3-14
Total Offensive Plays (inc. times thrown passing)	62	76	PENALTIES Number and Yards	8-55	1-5
Average gain per offensive play	4.1	6.5	FUMBLES Number and Lost	3-0	2-2
NET YARDS RUSHING	66	120	TOUCHDOWNS	3	4
Total Rushing Plays	14	39	Rushing	1	3
Average gain per rushing play	4.7	3.1	Passing	1	1
NET YARDS PASSING	190	377	Returns	0	0
Times thrown – yards lost attempting to pass	4-20	1-8	EXTRA POINTS Made-Attempts	3-3	4-4
Gross yards passing	210	385	FIELD GOALS Made-Attempts	0-0	3-4
PASS ATTEMPTS-COMPLETIONS-HAD INTERCEPTED	44-19-3	36-20-0	SAFETIES	0	0
Average gain per pass play (inc. # thrown passing)	4.0	10.2	FINAL SCORE	21	37
KICKOFFS Number-In End Zone-Touchbacks	4-4-4	8-1-1	TIME OF POSSESSION	23:07	36:53

BRONCOS DEFENSIVE STATISTICS

(based on unofficial press box statistics)

PLAYER	UT	A	TT	S-YDS	I-YDS	PD	FF	FR	PLAYER	UT	A	TT	S-YDS	I-YDS	PD	FF	FR
T. Braxton	6	1	7	0-0	0-0	2	0	0	M. Brooks	1	0	1	0-0	0-0	0	0	0
S. Fletcher	5	2	7	2-3	0-0	1	0	0	M. Haynes	1	0	1	0-0	0-0	0	0	0
K. Mecklenburg	3	1	4	0-0	0-0	0	0	0	R. Holmes	1	0	1	0-0	0-0	2	0	0
W. Henderson	3	0	3	0-0	0-0	0	0	0	K. Corrington	0	1	1	0-0	1-1	0	0	0
D. Smith	3	0	3	0-0	2-13	0	0	0	D. Carrington	0	0	0	0-0	0-0	0	0	0
S. Atwater	2	1	3	0-0	0-0	0	0	0	S. Curtis	0	0	0	0-0	0-0	0	0	0
A. Townsend	2	1	3	1-10	0-0	0	0	0	R. Dennison	0	0	0	0-0	0-0	0	0	0
A. Carreker	2	0	2	1-7	0-0	1	0	0	B. Henke	0	0	0	0-0	0-0	0	0	0
G. Krager	2	0	2	0-0	0-0	0	0	1	B. Klosterman	0	0	0	0-0	0-0	0	0	0
M. Munford	2	0	2	0-0	0-0	0	0	0	T. Lucas	0	0	0	0-0	0-0	0	0	0
R. Robbins	2	0	2	0-0	0-0	0	0	0	TEAM TOTALS	35	7	42	4-20	3-13	6	0	1



Denver 24, Pittsburgh 23

Sunday, Jan. 7, 1990 • 2 p.m. MST • Mile High Stadium • Denver

WEATHER: Sunny, 55°, Wind W 6 mph • ATTENDANCE: 75,868 • TIME: 2:57

1989 AFC Divisional Playoff Game

The Denver Broncos advanced to their third AFC Championship Game in four years with a come-from-behind 24-23 victory against the Steelers before 75,868 fans at Mile High Stadium. Although Pittsburgh held the upper hand in total yards (404 to 364) and time of possession (34:14 to 25:46), Denver was able to mount a late fourth-quarter drive and score the winning touchdown with just 2:27 remaining.

The Steelers took the opening kickoff and drove 65 yards in 13 plays, scoring on a 32-yard Gary Anderson field goal. Following a 45-yard run by Merrill Hoge and a 33-yard Bubby Brister-to-Tim Worley pass play, the Steelers were knocking on the door again and scored three plays later on a 7-yard run by Hoge. The score put Pittsburgh ahead 10-0 with 1:38 gone in the second quarter.

The Broncos took their first possession of the second quarter and drove 75 yards in 12 plays to score on a 1-yard plunge by running back Mel Bratton on third-and-goal. The Steelers bounced back, traveling 77 yards in 12 plays to score on a 9-yard pass from Brister to wide receiver Louis Lipps. The Broncos got the ball back on their own 33 with 20 seconds left in the half. Two Elway passes put Denver at the Pittsburgh 26 with two seconds left, setting up David Treadwell's 43-yard field goal that pulled Denver within 17-10 at halftime.

Early in the third quarter, Denver nose tackle Greg Kragen forced a Tim Worley fumble that cornerback Tyrone Braxton recovered for the Broncos on the Steelers' 37-yard line. On first down, Elway found wide receiver Vance Johnson for a touchdown to tie the score at 17. Pittsburgh's next two possessions ended in Anderson field goals, and the Steelers held a 23-17 lead in the early stages of the fourth quarter.

After an exchange of punts, the Broncos took possession on their own 29 with 7:06 left in the game. Elway connected with Jackson for 18 yards and then handed off to running back Bobby Humphrey, who pitched the ball back to Elway, setting up his 36-yard strike to Johnson that gave Denver a first down on the Steelers' 26. Humphrey ran on the next four plays, gaining 24 yards and taking the ball to the 2. On third-and-goal from the 1, Bratton scored again and Treadwell's extra point gave Denver its first lead of the game with 2:27 left in regulation.

Pittsburgh got the ball on its own 20, but on third down Brister's signals were drowned out by the crowd and he mis-handled the snap. Randy Robbins recovered for Denver on the Pittsburgh 18, and the Broncos were able to run out the clock.

OFFICIALS:

Referee — Gene Barth (14); **Umpire** — Dave Hamilton (42); **Line Judge** — Ron Blum (83); **Side Judge** — Gene Austin (34); **Head Linesman** — Ron Phares (10); **Back Judge** — Louis Richard (68); **Field Judge** — Bobby Skelton (73).

DENVER BRONCOS

OFFENSE		DEFENSE	
WR 82 V. Johnson	LE 92 A. Carreker	LT 60 G. Perry	NT 71 G. Kragen
LG 66 J. Juriga	RE 90 R. Holmes	C 72 K. Kartz	LOLB 56 M. Brooks
RG 67 D. Widell	LILB 51 M. Munford	RT 76 K. Lanier	RILB 77 K. Mecklenburg
TE 89 O. Mobley	ROLB 73 S. Fletcher	WR 80 M. Jackson	LCB 34 T. Braxton
QB 7 J. Elway	RCB 24 W. Henderson	FB 32 M. Bratton	SS 49 D. Smith
RB 26 B. Humphrey	FS 27 S. Atwater		

BRONCOS SUBSTITUTIONS: P 2 M. Horan, QB 8 G. Kubiak, K 9 D. Treadwell, RB 23 S. Winder, S 25 K. Corrington, CB 29 D. Carrington, RB 30 S. Sewell, RB 35 K. Bell, CB 36 M. Haynes, S 48 R. Robbins, G/C 54 K. Bishop, LB 55 R. Dennison, LB 58 S. Curtis, LB 59 T. Lucas, DE/NT 61 A. Townsend, G 65 M. Smith, DE/NT 68 B. Henke, WR 83 M. Young, WR 84 R. Nattiel, TE 87 P. Kelly, TE 88 C. Kay, DE 91 W. Powers, LB 97 B. Klosterman. **INACTIVE:** RB 40 J. Alexander, C 57 M. Ruether.

PITTSBURGH STEELERS

OFFENSE		DEFENSE	
WR 87 W. Thompson	LE 93 K. Willis	LT 65 J. Jackson	NT 98 G. Williams
LG 79 J. Reinstra	RE 78 T. Johnson	C 63 D. Dawson	LOLB 53 B. Hinkle
RG 74 T. Long	LILB 50 D. Little	RT 62 T. Ilkin	RILB 54 H. Nickerson
TE 84 M. Mularkey	ROLB 95 G. Lloyd	WR 83 L. Lipps	LCB 49 D. Woodruff
QB 6 B. Brister	RCB 26 R. Woodson	FB 33 M. Hoge	SS 37 C. Lake
RB 38 T. Worley	FS 27 T. Everrett		

STEELERS SUBSTITUTIONS: K 1 G. Anderson, P 18 H. Newsome, RB 20 D. Stone, CB 22 L. Griffin, RB 23 T. Tyrell, CB 25 D. Arnold, CB 35 D. Hall, RB 40 R. Wilkerson, CB 44 D. Johnson, LB 55 T. Simien, G 60 B. Blakenship, NT 68 L. Freeman, T 71 T. Ricketts, G/T 73 C. Woffley, WR 80 M. Stock, TE 85 T. O'Shea, LB 90 T. Stowe, LB 91 J. Williams, DE 97 A. Jones, LB 92 J. Olsavsky. **DID NOT PLAY:** QB 11 R. Strom, C 51 C. Lanza, WR 82 D. Hill. **INACTIVE:** QB 14 T. Blackledge, WR 88 J. Johnson.

		1	2	3	4	OT	TOTAL	FIELD GOALS (made () & missed)	
VISITOR	Pittsburgh Steelers	3	14	3	3	—	23	G. Anderson (32) (35) (32)	
HOME	Denver Broncos	0	10	7	7	—	24	D. Treadwell (43)	

Team	Qtr	Clock Time	PLAY DESCRIPTION (Extra Point) (Drive Info)	SCORE	
				Visitor	Home
STEELERS	1	7:47	G. Anderson 32 yd. Field Goal (13-65, 7:47)	3	0
STEELERS	2	1:38	M. Hoge 7 yd. run (G. Anderson, kick) (5-93, 2:27)	10	0
BRONCOS	2	8:38	M. Bratton 1 yd. run (D. Treadwell, kick) (12-75, 7:00)	10	7
STEELERS	2	14:34	L. Lipps 9 yd. pass from B. Brister (G. Anderson, kick) (12-77, 5:56)	17	7
BRONCOS	2	15:00	D. Treadwell 43 yd. Field Goal (3-41, 0:26)	17	10
BRONCOS	3	1:58	V. Johnson 37 yd. pass from J. Elway (D. Treadwell, kick) (1-37, 0:07)	17	17
STEELERS	3	7:26	G. Anderson 35 yd. Field Goal (10-62, 5:28)	20	17
STEELERS	4	0:07	G. Anderson 32 yd. Field Goal (10-34, 5:54)	23	17
BRONCOS	4	12:33	M. Bratton 1 yd. run (D. Treadwell, kick) (9-71, 4:39)	23	24

FINAL INDIVIDUAL STATISTICS

Pittsburgh Steelers											Denver Broncos															
RUSHING	ATT	YDS	AVG	LG	TD						RUSHING	ATT	YDS	AVG	LG	TD										
M. Hoge	16	120	7.5	45	1						B. Humphrey	18	85	4.7	17	0										
T. Worley	13	50	3.8	19	0						J. Elway	7	44	6.3	32	0										
B. Brister	2	4	2.0	4	0						S. Sewell	1	6	6.0	6	0										
L. Lipps	1	1	1.0	1	0						M. Bratton	4	3	0.8	1	2										
											S. Winder	1	0	0.0	0	0										
TOTAL	32	175	5.5	45	1						TOTAL	31	138	4.5	32	2										
PASSING											PASSING															
	ATT	CMP	YDS	TKO/ YD	TD	LG	IN	Rtg.				ATT	CMP	YDS	TKO/ YD	TD	LG	IN	Rtg.							
B. Brister	29	19	229	0/0	1	33	0	101.1			J. Elway	20	12	239	1/13	1	51	1	97.7							
TOTAL	29	19	229	0/0	1	33	0	101.1			TOTAL	20	12	239	1/13	1	51	1	97.7							
PASS RECEIVING											PASS RECEIVING															
	NO	YDS	AVG	LG	TD							NO	YDS	AVG	LG	TD										
M. Hoge	8	60	7.5	19	0						M. Jackson	5	111	22.2	51	0										
L. Lipps	3	29	9.7	11	1						V. Johnson	3	85	28.3	37	1										
D. Stone	3	18	9.0	11	0						M. Young	2	22	11.0	12	0										
M. Mularkey	2	36	18.0	25	0						R. Nattiel	1	15	15.0	15	0										
T. Worley	1	33	33.0	33	0						B. Humphrey	1	6	6.0	6	0										
M. Stock	1	30	30.0	30	0																					
W. Thompson	1	23	23.0	23	0																					
TOTAL	19	229	12.1	33	1						TOTAL	12	239	19.9	51	1										
INTERCEPTIONS											INTERCEPTIONS															
	NO	YDS	AVG	LG	TD							NO	YDS	AVG	LG	TD										
T. Everett	1	26	26.0	26	0																					
TOTAL	1	26	26.0	26	0						TOTAL	0	0	0.0	—	0										
PUNTING											PUNTING															
	NO	YDS	AVG	NET	TB	IN20	LG					NO	YDS	AVG	NET	TB	IN20	LG								
H. Newsome	2	86	43.0	40.0	0	0	50				M. Horan	3	133	44.3	37.7	1	2	55								
											J. Elway	1	17	17.0	17.0	0	1	17								
TOTAL	2	86	43.0	40.0	0	0	50				TOTAL	4	150	37.5	32.5	1	3	55								
PUNT RETURNS											PUNT RETURNS															
	NO	YDS	AVG	FC	LG	TD						NO	YDS	AVG	FC	LG	TD									
R. Woodson	0	0	0.0	1	0	0					V. Johnson	1	6	6.0	1	6	0									
(DOWNED)	2	0	0.0	0	—	0																				
(TOUCHBACK)	1	0	0.0	0	—	0																				
RETURNS	0	0	0.0	1	0	0					RETURNS	1	6	6.0	1	6	0									
KICKOFF RETURNS											KICKOFF RETURNS															
	NO	YDS	AVG	FC	LG	TD						NO	YDS	AVG	FC	LG	TD									
R. Woodson	2	33	16.5	0	19	0					K. Bell	2	62	31.0	0	31	0									
(TOUCHBACK)	2	0	0.0	0	—	0					D. Carrington	2	51	25.5	0	27	0									
											M. Bratton	1	6	6.0	0	6	0									
											(TOUCHBACK)	1	0	0.0	0	—	0									
RETURNS	2	33	16.5	0	19	0					RETURNS	5	119	23.8	0	31	0									
Pittsburgh Steelers											Denver Broncos															
FUMBLE	Fum	Lost	Own	Rec.	Yds	TD	FF	Rec.	Yds	TD	Bnds															
T. Worley	1	1	0	0	0	0	0	0	0	0	0															
B. Brister	1	1	0	-2	0	0	0	0	0	0	0															
TOTAL	2	2	0	-2	0	0	0	0	0	0	0															
											FUMBLE	Fum	Lost	Own	Rec.	Yds	TD	FF	Rec.	Yds	TD	Bnds				
											T. Braxton	0	0	0	0	0	0	0	1	5	0	0				
											V. Johnson	1	0	1	0	0	0	0	0	0	0	0				
											R. Robbins	1	0	0	0	0	0	0	1	0	0	0				
											G. Kragan	0	0	0	0	0	0	1	0	0	0	0				
											TOTAL	1	0	1	0	0	0	1	2	5	0	0				

FINAL TEAM STATISTICS

STEELERS											BRONCOS										
TOTAL FIRST DOWNS											PUNTS Number and Average										
19											19										
By Rushing											Had Blocked										
7											0										
By Passing											FGs - PATs Had Blocked										
12											0-0										
By Penalty											0										
0											TOTAL RETURN YARDAGE (Not Including Kickoffs)										
2											26										
THIRD DOWN EFFICIENCY											No. and Yards Punt Returns										
9-15-60%											0-0										
FOURTH DOWN EFFICIENCY											No. and Yards Kickoff Returns										
0-0-0%											2-33										
TOTAL NET YARDS											No. and Yards Interception Returns										
404											1-26										
Total Offensive Plays (inc. times thrown passing)											PENALTIES Number and Yards										
61											8-50										
Average gain per offensive play											FUMBLES Number and Lost										
6.6											2-2										
NET YARDS RUSHING											TOUCHDOWNS										
175											1										
Total Rushing Plays											Rushing										
32											1										
Average gain per rushing play											Passing										
5.5											1										
NET YARDS PASSING											Returns										
229											0										
Times thrown - yards lost attempting to pass											EXTRA POINTS Made-Attempts										
0-0											2-2										
Gross yards passing											FIELD GOALS Made-Attempts										
229											3-3										
PASS ATTEMPTS-COMPLETIONS-HAD INTERCEPTED											SAFETIES										
29-19-0											0										
Average gain per pass play (inc. # thrown passing)											FINAL SCORE										
7.9											23										
KICKOFFS Number-In End Zone-Touchbacks											TIME OF POSSESSION										
6-1-1											34:14										
4-2-2											25:46										

BRONCOS DEFENSIVE STATISTICS

(based on unofficial press box statistics)																	
PLAYER	UT	A	TT	S-YDS	I-YDS	PD	FF	FR	PLAYER	UT	A	TT	S-YDS	I-YDS	PD	FF	FR
M. Brooks	6	3	9	0-0	0-0	0	0	0	M. Mumford	1	1	2	0-0	0-0	0	0	0
G. Kragan	6	3	9	0-0	0-0	0	1	0	S. Fletcher	1	0	1	0-0	0-0	1	0	0
S. Atwater	6	0	6	0-0	0-0	0	0	0	R. Robbins	1	0	1	0-0	0-0	0	0	1
R. Holmes	5	0	5	0-0	0-0	0	0	0	D. Carrington	0	0	0	0-0	0-0	0	0	0
D. Smith	4	1	5	0-0	0-0	0	0	0	K. Carrington	0	0	0	0-0	0-0	0	0	0
K. Mecklenburg	4	0	4	0-0	0-0	0	0	0	T. Lucas	0	0	0	0-0	0-0	0	0	0
T. Braxton	3	0	3	0-0	0-0	0	0	1	B. Klosterman	0	0	0	0-0	0-0	0	0	0
R. Dennison	2	1	3	0-0	0-0	0	0	0	W. Powers	0	0	0	0-0	0-0	0	0	0
A. Carreker	2	0	2	0-0	0-0	0	0	0	TEAM TOTALS	45	9	54	0-0	0-0	1	1	2
W. Henderson	2	0	2	0-0	0-0	0	0	0									



Washington 42, Denver 10

Sunday, Jan. 31, 1988 • 3:20 p.m. PST • Jack Murphy Stadium • San Diego

WEATHER: Mostly Cloudy, 61°, Wind SW 5 mph • **ATTENDANCE:** 73,302 • **TIME:** 3:40

Super Bowl XXII



The Washington Redskins scored 35 points in the second quarter to power their way to a 42-10 victory against the Denver Broncos in Super Bowl XXII at Jack Murphy Stadium in San Diego in front of 73,302 fans.

Super Bowl MVP Doug Williams of Washington completed 18-of-29 passes for 340 yards with four touchdowns while running back Timmy Smith gained 204 yards on 22 carries, scoring twice, and wide receiver Ricky Sanders caught nine passes for 193 yards (21.4 avg.) with two touchdowns.

The Broncos took an early lead on their first play from scrimmage, a 56-yard pass from John Elway to Ricky Nattiel that occurred with 1:57 gone in the game. Denver's next possession stalled at the Redskins' 7-yard line, but Rich Karlis put the Broncos up 10-0 with a 24-yard field goal.

In the second quarter, however, Denver's dreams of a World Championship were blown apart by the Redskins. On Washington's first play of the quarter, Williams and Sanders connected for an 80-yard touchdown pass to bring the score to 10-7. The Redskins took the lead for good on the fifth play of their next possession when Williams found Gary Clark for a 27-yard touchdown.

Denver got as far as the Washington 26 on its next drive, but Karlis' 43-yard field goal attempt sailed wide left. Two plays later, Smith scored on a 58-yard run to increase the Washington lead to 21-10. The Redskins' next possession ended with a 50-yard Williams-to-Sanders touchdown pass, and minutes later, Williams and Clint Didier combined for an 8-yard touchdown pass to give the Redskins a 35-10 lead at halftime.

The Broncos could move only as far as the Redskins' 48-yard line in the second half, and Washington closed out the scoring late in the game on a 4-yard run by Smith.

The Redskins finished with 602 total yards, including the 340 passing yards from Williams. Their defense limited Denver to 327 total yards while holding Elway to just 14-of-38 passing for 257 yards and intercepting him three times. The Broncos were only able to total 97 rushing yards in the game and were held to 2-of-12 (16.7%) success on third downs.

OFFICIALS:

Referee — Bob McElwee (95); **Umpire** — Al Conway (27); **Line Judge** — Jack Fette (39); **Side Judge** — Don Wedge (28); **Head Linesman** — Dale Hamer (104); **Back Judge** — Al Jury (106); **Field Judge** — Johnny Grier (23).

DENVER BRONCOS

OFFENSE		DEFENSE	
WR 80 M. Jackson	LE 61 A. Townsend	LT 70 D. Studdard	RT 71 G. Kragen
LG 54 K. Bishop	RE 75 R. Jones	C 62 M. Freeman	LOLB 73 S. Fletcher
RG 79 S. Humphries	LILB 77 K. Mecklenburg	RT 76 K. Lanier	RILB 98 R. Hunley
TE 88 C. Kay	ROLB 50 J. Ryan	QB 7 J. Elway	LCB 36 M. Haynes
RB 23 S. Winder	RCB 45 S. Wilson	RB 33 G. Lang	SS 31 D. Smith
WR 84 R. Nattiel	FS 22 T. Lilly		

BRONCOS SUBSTITUTIONS: P 2 M. Horan, K 3 R. Karlis, QB 8 G. Kubiak, RB 24 T. Boddie, DB 27 K. Clark, CB 28 J. Castille, RB 30 S. Sewell, CB 34 T. Braxton, RB 35 K. Bell, DB 38 B. Plummer, RB 46 B. Micho, S 48 R. Robbins, LB 55 R. Dennison, LB 56 M. Brooks, LB 59 T. Lucas, DE 65 W. Bowyer, C 72 K. Kartz, WR 81 S. Watson, WR 82 V. Johnson, TE 89 O. Mobley, DE 90 F. Gilbert, LB 97 B. Klosterman. **DID NOT PLAY:** C 68 L. Lee.

WASHINGTON REDSKINS

OFFENSE		DEFENSE	
WR 87 G. Clark	LE 71 C. Mann	LT 66 J. Jacoby	RT 65 D. Butz
LG 63 R. McKenzie	RE 77 D. Grant	C 53 J. Bostic	RE 72 D. Manley
RG 69 R. C. Theilemann	LLB 55 M. Kaufman	RT 73 M. May	MLB 52 N. Oikewicz
TE 86 C. Didier	RLB 51 M. Coleman	TE 85 D. Warren	LCB 28 D. Green
QB 17 D. Williams	RCB 23 T. Bowles	RB 38 T. Smith	SS 45 B. Wilburn
WR 83 R. Sanders	FS 40 A. Walton		

REDSKINS SUBSTITUTIONS: K 6 A. Haji-Sheikh, QB 10 J. Schroeder, P 12 S. Cox, RB 24 K. Bryant, RB 29 R. Branch, S 31 C. Vaughn, CB 32 V. Dean, CB 34 B. Davis, RB 35 K. Griffinn, RB 38 G. Rogers, CB 46 D. Woodberry, LB 50 R. Caldwell, LB 54 K. Gouveia, LB 57 R. Milot, G 61 R. Kehr, DE 64 S. Hamilton, G 68 R. Grimm, DE 74 M. Koch, DT 78 D. Hamel, WR 80 E. Yarber, WR 81 A. Monk, TE 82 A. Jones, TE 87 T. Orr.

		1	2	3	4	OT	TOTAL	FIELD GOALS (made () & missed)	
VISITOR	Washington Redskins	0	35	0	7	—	42	A. Haji-Sheikh 46HU	
HOME	Denver Broncos	10	0	0	0	—	10	R. Karlis (24) 43WL	

Team	Qtr	Clock Time	PLAY DESCRIPTION (Extra Point) (Drive Info)	SCORE	
				Visitor	Home
BRONCOS	1	1:57	R. Nattiel 56 yd. pass from J. Elway (R. Karlis, kick) (1-56, 0:08)	0	7
BRONCOS	1	5:51	R. Karlis 24 yd. Field Goal (7-61, 2:05)	0	10
REDSKINS	2	0:53	R. Sanders 80 yd. pass from D. Williams (A. Haji-Sheikh, kick) (1-80, 0:10)	7	10
REDSKINS	2	4:45	G. Clark 27 yd. pass from D. Williams (A. Haji-Sheikh, kick) (5-64, 2:44)	14	10
REDSKINS	2	8:33	T. Smith 58 yd. run (A. Haji-Sheikh, kick) (2-74, 0:51)	21	10
REDSKINS	2	11:18	R. Sanders 50 yd. pass from D. Williams (A. Haji-Sheikh, kick) (3-60, 0:52)	28	10
REDSKINS	2	13:56	C. Didier 8 yd. pass from D. Williams (A. Haji-Sheikh, kick) (7-79, 1:10)	35	10
REDSKINS	4	1:51	T. Smith 4 yd. run (A. Haji-Sheikh, kick) (4-68, 2:03)	42	10

FINAL INDIVIDUAL STATISTICS

Washington Redskins											Denver Broncos																																
RUSHING																																											
	ATT	YDS	AVG	LG	TD		ATT	YDS	AVG	LG	TD		ATT	YDS	AVG	LG	TD		ATT	YDS	AVG	LG	TD																				
T. Smith	22	204	9.3	58	2	G. Lang	5	38	7.6	13	0	J. Elway	3	32	10.7	21	0	S. Winder	8	30	3.8	13	0	S. Sewell	1	-3	-3.0	0	0														
K. Bryant	8	38	4.8	15	0	J. Elway	3	32	10.7	21	0	S. Winder	8	30	3.8	13	0	S. Sewell	1	-3	-3.0	0	0																				
G. Clark	1	25	25.0	25	0	S. Winder	8	30	3.8	13	0	S. Sewell	1	-3	-3.0	0	0																										
G. Rogers	5	17	3.4	5	0	S. Sewell	1	-3	-3.0	0	0																																
K. Griffin	1	2	2.0	2	0																																						
D. Williams	2	-2	-1.0	0	0																																						
R. Sanders	1	-4	-4.0	-4	0																																						
TOTAL	40	280	7.0	58	2	TOTAL	17	97	5.7	21	0	TOTAL	17	97	5.7	21	0	TOTAL	17	97	5.7	21	0																				
PASSING																																											
	ATT	CMP	YDS	TD	LG	IN	Rtg.		ATT	CMP	YDS	TD	LG	IN	Rtg.		ATT	CMP	YDS	TD	LG	IN	Rtg.																				
D. Williams	29	18	340	1/10	4	80	127.9	J. Elway	38	14	257	5/50	1	56	3	36.8	J. Elway	38	14	257	5/50	1	56	3	36.8																		
J. Schroeder	1	0	0	1/8	0	0	39.6	S. Sewell	1	1	23	0/0	0	23	0	118.8	S. Sewell	1	1	23	0/0	0	23	0	118.8																		
TOTAL	30	18	340	2/18	4	80	125.0	TOTAL	39	15	280	5/50	1	56	3	40.5	TOTAL	39	15	280	5/50	1	56	3	40.5																		
PASS RECEIVING																																											
	NO	YDS	AVG	LG	TD		NO	YDS	AVG	LG	TD		NO	YDS	AVG	LG	TD																										
R. Sanders	9	193	21.4	80	2	M. Jackson	4	76	19.0	32	0	M. Jackson	4	76	19.0	32	0																										
G. Clark	3	55	18.3	27	1	S. Sewell	4	41	10.3	18	0	S. Sewell	4	41	10.3	18	0																										
D. Warren	2	15	7.5	9	0	R. Nattiel	2	69	34.5	56	1	R. Nattiel	2	69	34.5	56	1																										
A. Monk	1	40	40.0	40	0	C. Kay	2	38	19.0	27	0	C. Kay	2	38	19.0	27	0																										
K. Bryant	1	20	20.0	20	0	S. Winder	1	26	26.0	26	0	S. Winder	1	26	26.0	26	0																										
T. Smith	1	9	9.0	9	0	J. Elway	1	23	23.0	23	0	J. Elway	1	23	23.0	23	0																										
C. Didier	1	8	8.0	8	1	G. Lang	1	7	7.0	7	0	G. Lang	1	7	7.0	7	0																										
TOTAL	18	340	18.9	80	4	TOTAL	15	280	18.7	56	1	TOTAL	15	280	18.7	56	1																										
INTERCEPTIONS																																											
	NO	YDS	AVG	LG	TD		NO	YDS	AVG	LG	TD		NO	YDS	AVG	LG	TD																										
B. Wilburn	2	11	5.5	11	0	J. Castille	1	0	0.0	0	0	J. Castille	1	0	0.0	0	0																										
B. Davis	1	0	0.0	0	0																																						
TOTAL	3	11	3.7	11	0	TOTAL	1	0	0.0	0	0	TOTAL	1	0	0.0	0	0																										
PUNTING																																											
	NO	YDS	AVG	NET	TB	IN20	LG		NO	YDS	AVG	NET	TB	IN20	LG		NO	YDS	AVG	NET	TB	IN20	LG																				
S. Cox	4	150	37.5	33.0	0	0	42	M. Horan	7	253	36.1	33.3	1	1	43	M. Horan	7	253	36.1	33.3	1	1	43																				
TOTAL	4	150	37.5	33.0	0	0	42	TOTAL	7	253	36.1	33.3	1	1	43	TOTAL	7	253	36.1	33.3	1	1	43																				
PUNT RETURNS																																											
	NO	YDS	AVG	FC	LG	TD		NO	YDS	AVG	FC	LG	TD		NO	YDS	AVG	FC	LG	TD																							
D. Green	1	0	0.0	1	0	0	K. Clark	2	18	9.0	0	9	0	K. Clark	2	18	9.0	0	9	0																							
D. Yarber	0	0	0.0	1	—	0	(DOWNED)	2	0	0.0	0	—	0	(DOWNED)	2	0	0.0	0	—	0																							
(DOWNED)	4	0	0.0	0	—	0																																					
RETURNS	1	0	0.0	2	0	0	RETURNS	2	18	9.0	0	9	0	RETURNS	2	18	9.0	0	9	0																							
KICKOFF RETURNS																																											
	NO	YDS	AVG	FC	LG	TD		NO	YDS	AVG	FC	LG	TD		NO	YDS	AVG	FC	LG	TD																							
R. Sanders	3	46	15.3	0	16	0	K. Bell	5	88	17.6	0	21	0	K. Bell	5	88	17.6	0	21	0																							
RETURNS	3	46	15.3	0	16	0	RETURNS	5	88	17.6	0	21	0	RETURNS	5	88	17.6	0	21	0																							
Washington Redskins Own																						Denver Broncos Own																					
	Fum	Lost	Rec.	Yds	TD	FF	Rec.	Yds	TD	Bnds		Fum	Lost	Rec.	Yds	TD	FF	Rec.	Yds	TD	Bnds																						
R. Caldwell	0	0	1	0	0	0	0	0	0	0	B. Klosterman	0	0	0	0	0	0	0	0	0	0	0																					
R. Sanders	1	0	0	0	0	0	0	0	0	0																																	
TOTAL	1	0	1	0	0	0	0	0	0	0	TOTAL	0	0	0	0	0	1	0	0	0	0	0																					

FINAL TEAM STATISTICS

	REDSKINS	BRONCOS	REDSKINS	BRONCOS
TOTAL FIRST DOWNS	25	18	4-37.5	7-36.1
By Rushing	13	6	Had Blocked	0
By Passing	11	10	FGs - PATs Had Blocked	0-0
By Penalty	1	2	TOTAL RETURN YARDAGE (Not Including Kickoffs)	11
THIRD DOWN EFFICIENCY	9-15-60%	2-12-17%	No. and Yards Punt Returns	1-0
FOURTH DOWN EFFICIENCY	0-0-0%	0-0-0%	No. and Yards Kickoff Returns	3-46
TOTAL NET YARDS	602	327	No. and Yards Interception Returns	3-11
Total Offensive Plays (inc. times thrown passing)	72	61	PENALTIES Number and Yards	6-65
Average gain per offensive play	8.4	5.4	FUMBLES Number and Lost	1-0
NET YARDS RUSHING	280	97	TOUCHDOWNS	6
Total Rushing Plays	40	17	Rushing	2
Average gain per rushing play	7.0	5.7	Passing	4
NET YARDS PASSING	322	230	Returns	0
Times thrown - yards lost attempting to pass	2-18	5-50	EXTRA POINTS Made-Attempts	6-6
Gross yards passing	340	280	FIELD GOALS Made-Attempts	0-1
PASS ATTEMPTS-COMPLETIONS-HAD INTERCEPTED	30-18-1	39-15-3	SAFETIES	0
Average gain per pass play (inc. # thrown passing)	10.1	5.2	FINAL SCORE	42
			TIME OF POSSESSION	35:15
				24:45

BRONCOS DEFENSIVE STATISTICS

PLAYER	(based on unofficial press box statistics)										PLAYER										
	UT	A	TT	S-YDS	I-YDS	PD	FF	FR	FR	FR		UT	A	TT	S-YDS	I-YDS	PD	FF	FR	FR	FR
D. Smith	7	2	9	0-0	0-0	0	0	0	0	J. Ryan	3	0	3	0-0	0-0	0	0	0	0	0	
K. Mecklenburg	7	0	7	1-8	0-0	0	0	0	0	A. Townsend	3	0	3	0-0	0-0	1	0	0	0	0	
S. Fletcher	6	0	6	0-0	0-0	0	0	0	0	G. Kragen	2	0	2	0-0	0-0	0	0	0	0	0	
F. Gilbert	4	1	5	0-0	0-0	0	0	0	0	J. Castille	1	0	1	0-0	1-0	0	0	0	0	0	
R. Jones	4	0	4	1-10	0-0	0	0	0	0	R. Demission	1	0	1	0-0	0-0	0	0	0	0	0	
T. Lilly	4	0	4	0-0	0-0	0	0	0	0	R. Hunley	1	0	1	0-0	0-0	0	0	0	0	0	
S. Wilson	4	0	4	0-0	0-0	0	0	0	0	R. Robbins	1	0	1	0-0	0-0	1	0	0	0	0	
M. Haynes	3	0	3	0-0	0-0	0	0	0	0	B. Klosterman	0	0	0	0-0	0-0	0	1	0	0	0	
										TEAM TOTALS	45	9	54	2-18	1-0	2	1	0	0	0	



Denver 38, Cleveland 33

Sunday, Jan. 17, 1988 • 2 p.m. MST • Mile High Stadium • Denver

WEATHER: Mostly Sunny, 44°, Wind NE 8 mph • **ATTENDANCE:** 75,993 • **TIME:** 3:37

1987 AFC Championship Game

The Broncos' Jeremiah Castille recovered a Cleveland fumble on Denver's 3-yard line with just over a minute left in the game, helping the club to a 38-33 victory against the Browns in the AFC Championship Game in front of 75,993 fans at Mile High Stadium.

An interception by defensive end Freddie Gilbert set up the Broncos' first score of the afternoon. Quarterback John Elway found wide receiver Ricky Nattiel for an 8-yard touchdown at 3:38 of the first quarter that put Denver ahead 7-0.

After Gene Lang took off on a 42-yard run, which set a franchise record for the longest postseason rush, Denver faced third-and-goal from the Cleveland 3 late in the first quarter. Elway threw incomplete into the end zone, but the Browns were penalized for holding, giving the Broncos new life at the 1-yard line. Running back Steve Sewell scored on first down to give Denver a 14-0 lead 11:06 into the first quarter.

The Browns scored their first points of the game on a 24-yard Matt Bahr field goal at 1:41 of the second quarter. Denver answered at 6:59 of the quarter with a 1-yard Lang touchdown run that upped its lead to 21-3.

After Elway was intercepted by Felix Wright four plays into the second half, Cleveland needed just three plays to go 35 yards and score on an 18-yard pass from Bernie Kosar to Reggie Langhorne. The Broncos answered when Elway scrambled right and threw to Mark Jackson, who caught the ball at the Broncos' 25, evaded two tacklers and sprinted for an 80-yard touchdown that gave the Broncos a 28-10 lead at 5:03 of the third quarter.

The Browns pulled within 28-17 when Kosar found Earnest Byner for a 32-yard touchdown at 8:10 of the third quarter.

Cleveland narrowed the Broncos' lead to 28-24 on a Byner 4-yard touchdown run at 11:15 of the third quarter. Just before the end of the third period, Rich Karlis capped off a Denver possession with a 38-yard field goal.

The Browns tied the score at 31 on a 4-yard touchdown pass from Kosar to Webster Slaughter at 4:12 of the final period. Denver went ahead 38-31 with just over four minutes left to play on a 20-yard Elway-to-Sammy Winder touchdown pass.

Kosar and the Browns advanced to the Denver 8-yard line with 1:12 remaining when Byner had the ball stripped by Castille, who recovered the fumble at the 3-yard line. Denver took a late safety before time ran out on the Browns.

OFFICIALS:

Referee — Jim Tunney (32); **Umpire** — Ben Montgomery (117); **Line Judge** — Ron Blum (83); **Side Judge** — Bill Quinby (58); **Head Linesman** — Sid Semon (109); **Back Judge** — Roy Clymer (24); **Field Judge** — Dick Dolack (31).

DENVER BRONCOS

OFFENSE		DEFENSE	
WR 84 R. Nattiel	LE 61 A. Townsend	LT 70 D. Studdard	NT 71 G. Kragen
LG 54 K. Bishop	RE 75 R. Jones	C 62 M. Freeman	LOLB 73 S. Fletcher
RG 79 S. Humphries	LILB 77 K. Mecklenburg	RT 76 K. Lanier	RILB 98 R. Hunley
TE 88 C. Kay	ROLB 50 J. Ryan	WR 80 M. Jackson	LCB 36 M. Hayes
QB 7 J. Elway	FS 22 T. Lilly	HB 23 S. Winder	SS 49 D. Smith
FB 33 G. Lang	RCB 45 S. Wilson		

BRONCOS SUBSTITUTIONS: P 2 M. Horan, K 3 R. Karlis, QB 8 G. Kubiak, RB 24 T. Boddie, DB 27 K. Clark, CB 28 J. Castille, RB 30 S. Sewell, CB 34 T. Braxton, RB 35 K. Bell, DB 38 B. Plummer, RB 46 B. Micho, S 48 R. Robbins, LB 55 R. Dennison, LB 56 M. Brooks, LB 59 T. Lucas, DE 65 W. Bowyer, C 72 K. Kartz, WR 81 S. Watson, TE 89 O. Mobley, DE 90 F. Gilbert, 95 DE S. Bryan, LB 97 B. Klosterman. **DID NOT PLAY:** C 68 L. Lee.

CLEVELAND BROWNS

OFFENSE		DEFENSE	
WR 88 R. Langhorne	LE 91 S. Clancy	LT 74 P. Farren	NT 72 D. Puzzouli
LG 73 G. Rakoczy	RE 78 C. Hairston	C 61 M. Baab	LOLB 50 L. Sanford
RG 69 D. Fike	LILB 51 E. Johnson	RT 63 C. Risien	RILB 59 M. Johnson
TE 82 O. Newsome	ROLB 57 C. Matthews	WR 84 W. Slaughter	LCB 31 F. Minnifield
QB 19 B. Kosar	CSB 29 H. Dixon	RB 81 D. Tennell	RCB 24 R. Ellis
FB 34 K. Mack	FS 22 F. Wright		

BROWNS SUBSTITUTIONS: K 9 M. Bahr, QB 10 M. Pagel, P 11 L. Johnson, CB 23 M. Harper, RB 28 H. Fontenot, DB 36 S. Braggs, S 37 C. Rockins, WR 42 T. Manoa, RB 44 E. Byner, CB 48 D. Hoggard, LB 52 N. Miller, LB 53 A. Griggs, LB 56 D. Grayson, DE 60 A. Baker, C 64 F. Winters, OL 65 D. Haley, G 70 L. Williams, WR 85 C. Weathers, WR 86 B. Brennan, WR 89 G. McNeil, DE 96 R. Camp, DE 99 D. Sims. **DID NOT PLAY:** 18 G. Danielson.

		1	2	3	4	OT	TOTAL	FIELD GOALS (made () & missed)	
VISITOR	Cleveland Browns	0	3	21	9	—	33	M. Bahr	(24) 45WR
HOME	Denver Broncos	14	7	10	7	—	38	R. Karlis	50WL (38)

Team	Qtr	Clock Time	PLAY DESCRIPTION (Extra Point) (Drive Info)	SCORE	
				Visitor	Home
BRONCOS	1	3:38	R. Nattiel 8 yd. pass from J. Elway (R. Karlis, kick) (4-18, 2:05)	0	7
BRONCOS	1	11:06	S. Sewell 1 yd. run (R. Karlis, kick) (8-60, 3:47)	0	14
BROWNS	2	1:41	M. Bahr 24 yd. Field Goal (13-64, 5:35)	3	14
BRONCOS	2	6:59	G. Lang 1 yd. run (R. Karlis, kick) (11-80, 5:18)	3	21
BROWNS	3	3:44	R. Langhorne 18 yd. pass from B. Kosar (M. Bahr, kick) (3-35, 1:30)	10	21
BRONCOS	3	5:03	M. Jackson 80 yd. pass from J. Elway (R. Karlis, kick) (3-80, 1:19)	10	28
BROWNS	3	8:10	E. Byner 32 yd. pass from B. Kosar (M. Bahr, kick) (5-80, 3:07)	17	28
BROWNS	3	11:15	E. Byner 4 yd. run (M. Bahr, kick) (4-42, 1:58)	24	28
BRONCOS	3	14:50	R. Karlis 38 yd. Field Goal (9-59, 3:35)	24	31
BROWNS	4	4:12	W. Slaughter 4 yd. pass from B. Kosar (M. Bahr, kick) (9-86, 4:22)	31	31
BRONCOS	4	10:59	S. Winder 20 yd. pass from J. Elway (R. Karlis, kick) (5-75, 1:13)	31	38
BROWNS	4	14:52	Safety—M. Horan runs out of end zone (Minnifield)	33	38

FINAL INDIVIDUAL STATISTICS

Cleveland Browns										Denver Broncos																									
RUSHING	ATT	YDS	AVG	LG	TD	RUSHING	ATT	YDS	AVG	LG	TD	RUSHING	ATT	YDS	AVG	LG	TD	RUSHING	ATT	YDS	AVG	LG	TD												
E. Byner	15	67	4.5	16	1	S. Winder	20	72	3.6	10	0	G. Lang	5	51	10.2	42	1	J. Elway	11	36	3.3	11	0												
K. Mack	12	61	5.1	14	0	T. Boddie	1	8	8.0	8	0	S. Sewell	1	1	1.0	1	1	S. Sewell	1	1	1.0	1	1												
						M. Horan	1	-12	-12.0	-12	0	TOTAL	39	156	4.0	42	2	TOTAL	39	156	4.0	42	2												
TOTAL	27	128	4.7	16	1																														
PASSING	ATT	CMP	YDS	TKO/	YD	TD	LG	IN	Rtg.	PASSING	ATT	CMP	YDS	TKO/	YD	TD	LG	IN	Rtg.	PASSING	ATT	CMP	YDS	TKO/	YD	TD	LG	IN	Rtg.						
B. Kosar	41	26	356	2/20	3	53	1	105.3	J. Elway	26	14	281	2/25	3	80	1	114.4	TOTAL	26	14	281	2/25	3	80	1	114.4	TOTAL	26	14	281	2/25	3	80	1	114.4
TOTAL	41	26	356	2/20	3	53	1	105.3																											
PASS RECEIVING	NO	YDS	AVG	LG	TD	PASS RECEIVING	NO	YDS	AVG	LG	TD	PASS RECEIVING	NO	YDS	AVG	LG	TD	PASS RECEIVING	NO	YDS	AVG	LG	TD												
E. Byner	7	120	17.1	53	1	R. Nattiel	5	95	19.0	26	1	W. Slaughter	4	53	13.3	24	1	M. Jackson	4	134	33.5	80	1												
B. Brennan	4	48	12.0	19	0	S. Winder	3	34	11.3	20	1	K. Mack	4	28	7.0	9	0	S. Sewell	1	10	10.0	10	0												
O. Newsome	3	35	11.7	25	0	O. Mobley	1	8	8.0	8	0	R. Langhorne	2	48	24.0	30	1																		
D. Tennell	1	5	5.0	5	0	TOTAL	14	281	20.1	80	3	TOTAL	26	356	13.7	53	3	TOTAL	26	14	281	20.1	80	3											
TOTAL	26	356	13.7	53	3																														
INTERCEPTIONS	NO	YDS	AVG	LG	TD	INTERCEPTIONS	NO	YDS	AVG	LG	TD	INTERCEPTIONS	NO	YDS	AVG	LG	TD	INTERCEPTIONS	NO	YDS	AVG	LG	TD												
F. Wright	1	13	13.0	13	0	F. Gilbert	1	0	0.0	0	0	TOTAL	1	0	0.0	0	0	TOTAL	1	0	0.0	0	0												
TOTAL	1	13	13.0	13	0	TOTAL	1	0	0.0	0	0																								
PUNTING	NO	YDS	AVG	NET	TB	IN20	LG	PUNTING	NO	YDS	AVG	NET	TB	IN20	LG	PUNTING	NO	YDS	AVG	NET	TB	IN20	LG												
L. Johnson	2	96	48.0	41.5	0	0	59	M. Horan	2	83	41.5	29.5	0	0	44	J. Elway	1	18	18.0	18.0	0	0	18												
TOTAL	2	96	48.0	41.5	0	0	59	TOTAL	3	101	33.7	25.7	0	0	44	TOTAL	3	101	33.7	25.7	0	0	44												
PUNT RETURNS	NO	YDS	AVG	FC	LG	TD	PUNT RETURNS	NO	YDS	AVG	FC	LG	TD	PUNT RETURNS	NO	YDS	AVG	FC	LG	TD	PUNT RETURNS	NO	YDS	AVG	FC	LG	TD								
G. McNeil	2	24	12.0	0	17	0	K. Clark	2	13	6.5	0	10	0	(DOWNED)	1	0	0.0	—	0	0															
RETURNS	2	24	12.0	0	17	0	RETURNS	2	13	6.5	0	10	0	RETURNS	2	13	6.5	0	10	0	RETURNS	2	13	6.5	0	10	0								
KICKOFF RETURNS	NO	YDS	AVG	FC	LG	TD	KICKOFF RETURNS	NO	YDS	AVG	FC	LG	TD	KICKOFF RETURNS	NO	YDS	AVG	FC	LG	TD	KICKOFF RETURNS	NO	YDS	AVG	FC	LG	TD								
G. McNeil	5	94	18.8	0	28	0	K. Bell	3	43	14.3	0	23	0	RETURNS	3	43	14.3	0	23	0	RETURNS	3	43	14.3	0	23	0								
RETURNS	5	94	18.8	0	28	0	RETURNS	3	43	14.3	0	23	0																						

FINAL TEAM STATISTICS

BROWNS										BRONCOS											
TOTAL FIRST DOWNS	25					24					PUNTS Number and Average	2-48.0					3-33.7				
By Rushing	8					10					Had Blocked	0					0				
By Passing	15					11					FGs - PATS Had Blocked	0-0					0-0				
By Penalty	2					3					TOTAL RETURN YARDAGE (Not Including Kickoffs)	37					13				
THIRD DOWN EFFICIENCY	8-14-57%					7-14-50%					No. and Yards Punt Returns	2-24					2-13				
FOURTH DOWN EFFICIENCY	1-1-100%					0-1-0%					No. and Yards Kickoff Returns	5-94					3-43				
TOTAL NET YARDS	464					412					No. and Yards Interception Returns	1-13					1-0				
Total Offensive Plays (inc. times thrown passing)	70					67					PENALTIES Number and Yards	7-59					7-44				
Average gain per offensive play	6.6					6.1					FUMBLES Number and Lost	3-3					2-1				
NET YARDS RUSHING	128					156					TOUCHDOWNS	4					5				
Total Rushing Plays	27					39					Rushing	1					2				
Average gain per rushing play	4.7					4.0					Passing	3					3				
NET YARDS PASSING	336					256					EXTRA POINTS Made-Attempts	4-4					5-5				
Times thrown - yards lost attempting to pass	2-20					2-25					FIELD GOALS Made-Attempts	1-2					1-2				
Gross yards passing	356					281					SAFETIES	33					38				
PASS ATTEMPTS-COMPLETIONS-HAD INTERCEPTED	41-26-1					26-14-1					FINAL SCORE	0					1				
Average gain per pass play (inc. # thrown passing)	7.8					9.1					TIME OF POSSESSION	31:37					28:23				

BRONCOS DEFENSIVE STATISTICS

(based on unofficial press box statistics)

PLAYER	UT	A	TT	S-YDS	I-YDS	PD	FF	FR	PLAYER	UT	A	TT	S-YDS	I-YDS	PD	FF	FR
T. Lilly	10	1	11	0-0	0-0	1	1	0	T. Boddie	3	0	3	0-0	0-0	0	0	0
J. Ryan	4	4	8	0-0	0-0	0	0	0	R. Dennison	3	0	3	0-0	0-0	0	0	0
R. Hunley	5	1	6	0-0	0-0	0	0	0	J. Castille	2	0	2	0-0	0-0	0	1	1
S. Fletcher	5	0	5	1-9	0-0	1	0	0	R. Robbins	2	0	2	0-0	0-0	0	0	1
A. Townsend	3	2	5	0-0	0-0	1	0	0	R. Jones	2	0	2	1-11	0-0	0	0	0
M. Haynes	4	0	4	0-0	0-0	2	0	0	F. Gilbert	1	0	1	0-0	1-0	0	0	0
K. Mecklenburg	3	1	4	0-0	0-0	0	0	0	S. Wilson	1	0	1	0-0	0-0	0	0	1
TEAM TOTALS	54	11	65	2-20	1-0	6	2	3	TEAM TOTALS	54	11	65	2-20	1-0	6	2	3



Denver 34, Houston 10

Sunday, Jan. 10, 1988 • 2 p.m. MST • Mile High Stadium • Denver

WEATHER: Mostly Sunny, 45°, Wind E 6 mph • **ATTENDANCE:** 75,968 • **TIME:** 3:07

1987 AFC Divisional Playoff Game

The Denver Broncos advanced to the AFC Championship Game after beating the Houston Oilers 34-10 in front of 75,968 fans at Mile High Stadium. Denver's 24-point win was the largest margin of victory ever for the club in postseason play.

The Broncos were led on defense by Mark Haynes and Karl Mecklenburg, who both picked up key interceptions. Offensively, the club was led by quarterback John Elway (14-of-25 for 259 yards with two touchdowns) and wide receivers Vance Johnson (4 catches for 105 yards) and Clarence Kay (3 catches for 57 yards with two touchdowns).

Punter Mike Horan put the Oilers in a hole after the Broncos' first drive stalled, sending a punt to the Houston 5-yard line, where two plays later, a lateral pass from Warren Moon to Mike Rozier was fumbled. Steve Wilson recovered for Denver on the 1-yard line, and two plays later running back Gene Lang scored to give the Broncos an early 7-0 lead.

Houston's next drive reached the Broncos' 20-yard line before Mecklenburg intercepted a pass and returned it to the Denver 28. Elway hit Kay for 29 yards to move into Houston territory, and five plays later the same connection was made for a 27-yard touchdown pass that gave the Broncos a 14-0 lead.

Both teams added field goals on their first drive of the second quarter to make the score 17-3 in Denver's favor.

After the Houston field goal, Elway threw a 55-yard pass to Johnson, moving the ball to the Oilers' 11. Five plays later, Elway found Kay again for a touchdown on a 1-yard pass to increase the lead to 24-3 with less than two minutes left in the half.

Denver's first possession of the third quarter resulted in a Rich Karlis field goal that gave the club a 27-3 lead. Houston then took 10 plays to reach the Denver 7, but Haynes picked off a Moon pass in the end zone and returned it 57 yards to halt the scoring threat.

Houston's next drive reached the Broncos' 11, but a pass on fourth down fell incomplete. The Oilers got the ball back three plays later when Patrick Allen intercepted an Elway pass, and that led to a 19-yard touchdown pass from Moon to Ernest Givins, cutting Denver's lead to 27-10 at 6:38 of the final period.

The Broncos' Kevin Clark recovered the onside kick that followed, and Denver moved 52 yards on seven plays to score the final points of the game on a 3-yard run by Elway.

OFFICIALS:

Referee — Jerry Markbreit (9); **Umpire** — Ed Fiffick (57); **Line Judge** — Ray Dodez (74); **Side Judge** — Larry Nemmers (20); **Head Linesman** — Ed Marion (26); **Back Judge** — Al Jury (106); **Field Judge** — Ron Spittler (119).

DENVER BRONCOS

OFFENSE		DEFENSE	
WR 82	V. Johnson	LE 61	A. Townsend
LT 70	D. Studdard	NT 71	G. Kragen
LG 54	K. Bishop	RE 75	R. Jones
C 62	M. Freeman	LOLB 73	S. Fletcher
RG 79	S. Humphries	LILB 77	K. Mecklenburg
RT 76	K. Lanier	RILB 98	R. Hunley
TE 88	C. Kay	ROLB 50	J. Ryan
WR 80	M. Jackson	LCB 36	M. Haynes
QB 7	J. Elway	FS 22	T. Lilly
RB 30	S. Sewell	SS 31	M. Harden
FB 89	O. Mobley	RCB 45	S. Wilson

BRONCOS SUBSTITUTIONS: P 2 M. Horan, K 3 R. Karlis, QB 8 G. Kubiak, RB 23 S. Winder, RB 24 T. Boddie, DB 27 K. Clark, CB 28 J. Castille, RB 33 G. Lang, CB 34 T. Braxton, RB 35 K. Bell, DB 38 B. Plummer, RB 46 B. Micho, LB 55 R. Dennison, LB 56 M. Brooks, LB 59 T. Lucas, DE 65 W. Bowyer, C 68 L. Lee, C 72 K. Kartz, WR 81 S. Watson, WR 84 R. Nattiel, TE 86 M. Andrews, DE 90 F. Gilbert, LB 97 B. Klosterman.

HOUSTON OILERS

OFFENSE		DEFENSE	
WR 85	D. Hill	LE 79	R. Childress
LT 77	B. Davis	NT 99	D. Smith
LG 63	M. Munchak	RE 71	R. Byrd
C 52	J. Pennison	LLB 93	R. Lyles
RG 74	B. Matthews	LILB 59	J. Grimsley
RT 70	D. Steinkuhler	RILB 54	A. Smith
TE 87	J. Williams	RLB 91	J. Meads
WR 81	E. Givins	LCB 24	S. Brown
QB 1	W. Moon	RCB 29	P. Allen
RB 30	M. Rozier	SS 25	K. Bostic
FB 32	A. Highsmith	FS 31	J. Donaldson

OILERS SUBSTITUTIONS: K 7 T. Zendejas, P 8 J. Gossett, RB 20 A. Pinkett, S 21 B. Eason, S 22 K. Johnson, S 36 C. Birdsong, FB 35 R. Wallace, S 38 D. Bryant, 45 I. Valentine, C 50 B. Kidd, LB 51 E. Fairs, LB 53 E. Seale, LB 57 W. Johnson, G 72 K. Hill, DE 75 J. Baker, WR 80 C. Duncan, WR 82 W. Drewery, WR 84 H. Jeffries, TE 89 J. Parks, DT 94 C. Martin, DE 95 W. Fuller. **DID NOT PLAY:** QB 10 B. Pease, G/T 69 D. Williams.

		1	2	3	4	OT	TOTAL	FIELD GOALS (made () & missed)	
VISITOR	Houston Oilers	0	3	0	7	—	10	T. Zendejas (46)	
HOME	Denver Broncos	14	10	3	7	—	34	R. Karlis (43) (23)	

Team	Qtr	Clock Time	PLAY DESCRIPTION (Extra Point) (Drive Info)	SCORE	
				Visitor	Home
BRONCOS	1	6:19	G. Lang 1 yd. run (R. Karlis, kick) (2-1, 0:39)	0	7
BRONCOS	1	13:34	C. Kay 27 yd. pass from J. Elway (R. Karlis, kick) (6-72, 2:55)	0	14
BRONCOS	2	3:20	R. Karlis 43 yd. Field Goal (7-14, 3:09)	0	17
OILERS	2	9:03	T. Zendejas 46 yd. Field Goal (12-54, 5:43)	3	17
BRONCOS	2	13:08	C. Kay 1 yd. pass from J. Elway (R. Karlis, kick) (9-80, 4:05)	3	24
BRONCOS	3	2:29	R. Karlis 23 yd. Field Goal (5-51, 1:25)	3	27
OILERS	4	6:38	E. Givins 19 yd. pass from W. Moon (T. Zendejas, kick) (3-48, 1:14)	10	27
BRONCOS	4	10:33	J. Elway 3 yd. run (R. Karlis, kick) (7-52, 3:55)	10	34

FINAL INDIVIDUAL STATISTICS

Houston Oilers										Denver Broncos																															
RUSHING																																									
ATT	YDS	AVG	LG	TD	ATT	YDS	AVG	LG	TD	ATT	YDS	AVG	LG	TD	ATT	YDS	AVG	LG	TD																						
M. Rozier	9	25	3.1	8	0	S. Winder	13	46	3.5	8	0	S. Sewell	5	9	1.8	5	0	J. Elway	4	8	2.0	4	1	K. Bell	2	7	3.5	5	0	G. Kubiak	2	-3	-1.5	-1	0	G. Lang	3	-6	-2.0	1	1
A. Pinkett	6	20	3.3	8	0	S. Sewell	5	9	1.8	5	0	J. Elway	4	8	2.0	4	1	K. Bell	2	7	3.5	5	0	G. Kubiak	2	-3	-1.5	-1	0	G. Lang	3	-6	-2.0	1	1						
W. Moon	5	15	3.0	7	0	J. Elway	4	8	2.0	4	1	K. Bell	2	7	3.5	5	0	G. Kubiak	2	-3	-1.5	-1	0	G. Lang	3	-6	-2.0	1	1												
A. Highsmith	5	13	2.6	11	0	K. Bell	2	7	3.5	5	0	G. Kubiak	2	-3	-1.5	-1	0	G. Lang	3	-6	-2.0	1	1																		
E. Givins	1	0	0.0	0	0	G. Kubiak	2	-3	-1.5	-1	0	G. Lang	3	-6	-2.0	1	1																								
TOTAL	26	73	2.8	11	0	TOTAL	29	61	2.1	8	2																														
PASSING																																									
ATT	CMP	YDS	TD	LG	IN	Rtg.	ATT	CMP	YDS	TD	LG	IN	Rtg.	ATT	CMP	YDS	TD	LG	IN	Rtg.																					
W. Moon	43	24	264	0/0	1	24	2	62.5	J. Elway	25	14	259	1/4	2	55	1	101.9																								
TOTAL	43	24	264	0/0	1	24	2	62.5	TOTAL	25	14	259	1/4	2	55	1	101.9																								
PASS RECEIVING																																									
NO	YDS	AVG	LG	TD	NO	YDS	AVG	LG	TD	NO	YDS	AVG	LG	TD																											
E. Givins	6	84	14.0	19	1	V. Johnson	4	105	26.3	55	0	C. Kay	3	57	19.0	29	2																								
D. Hill	5	93	18.6	24	0	C. Kay	3	57	19.0	29	2	S. Sewell	3	41	13.7	25	0																								
C. Duncan	4	32	8.0	13	0	S. Sewell	3	41	13.7	25	0	G. Lang	1	25	25.0	25	0																								
A. Highsmith	4	20	5.0	16	0	G. Lang	1	25	25.0	25	0	T. Boddie	1	15	15.0	15	0																								
W. Drewrey	2	17	8.5	9	0	T. Boddie	1	15	15.0	15	0	O. Mobley	1	9	9.0	9	0																								
J. Williams	1	7	7.0	7	0	O. Mobley	1	9	9.0	9	0	R. Nattiel	1	7	7.0	7	0																								
M. Rozier	1	6	6.0	6	0	R. Nattiel	1	7	7.0	7	0																														
A. Pinkett	1	5	5.0	5	0																																				
TOTAL	24	264	11.0	24	1	TOTAL	14	259	18.5	55	2																														
INTERCEPTIONS																																									
NO	YDS	AVG	LG	TD	NO	YDS	AVG	LG	TD																																
P. Allen	1	2	2.0	2	0	K. Mecklenburg	1	18	18.0	18	0	M. Haynes	1	57	57.0	57	0																								
TOTAL	1	2	2.0	2	0	TOTAL	2	75	37.5	57	0																														
PUNTING																																									
NO	YDS	AVG	NET	TB	IN20	LG	NO	YDS	AVG	NET	TB	IN20	LG																												
J. Gossett	3	134	44.7	39.7	0	1	57	M. Horan	2	92	46.0	46.0	1	1	49																										
TOTAL	3	134	44.7	39.7	0	1	57	TOTAL	2	92	46.0	46.0	1	1	49																										
PUNT RETURNS																																									
NO	YDS	AVG	FC	LG	TD	NO	YDS	AVG	FC	LG	TD																														
(DOWNED)	2	0	0.0	0	—	0	G. Clark	2	15	7.5	1	12	0																												
RETURNS	0	0	0.0	0	—	0	RETURNS	2	15	7.5	1	12	0																												
KICKOFF RETURNS																																									
NO	YDS	AVG	FC	LG	TD	NO	YDS	AVG	FC	LG	TD																														
A. Pinkett	3	62	20.7	0	21	0	K. Bell	1	28	28.0	0	28	0	K. Clark	1	0	0.0	0	0	0																					
RETURNS	3	62	20.7	0	21	0	RETURNS	2	28	14.0	0	28	0																												
Houston Oilers																																									
FUM	LOS	OWN	YDS	TD	FF	REC.	YDS	TD	OUT	FUM	LOS	OWN	YDS	TD	FF	REC.	YDS	TD	OUT																						
W. Moon	1	1	0	0	0	0	0	0	0	S. Wilson	0	0	0	0	0	0	1	0	0	0																					
E. Givins	1	0	1	-5	0	0	0	0	0	TOTAL	0	0	0	0	0	1	0	0	0																						
TOTAL	2	1	-5	0	0	0	0	0	0																																

FINAL TEAM STATISTICS

OILERS										BRONCOS									
TOTAL FIRST DOWNS																			
By Rushing										By Rushing									
By Passing										By Passing									
By Penalty										By Penalty									
THIRD DOWN EFFICIENCY										THIRD DOWN EFFICIENCY									
FOURTH DOWN EFFICIENCY										FOURTH DOWN EFFICIENCY									
TOTAL NET YARDS										TOTAL NET YARDS									
Total Offensive Plays (inc. times thrown passing)										Total Offensive Plays (inc. times thrown passing)									
Average gain per offensive play										Average gain per offensive play									
NET YARDS RUSHING										NET YARDS RUSHING									
Total Rushing Plays										Total Rushing Plays									
Average gain per rushing play										Average gain per rushing play									
NET YARDS PASSING										NET YARDS PASSING									
Times thrown - yards lost attempting to pass										Times thrown - yards lost attempting to pass									
Gross yards passing										Gross yards passing									
PASS ATTEMPTS-COMPLETIONS-HAD INTERCEPTED										PASS ATTEMPTS-COMPLETIONS-HAD INTERCEPTED									
Average gain per pass play (inc. # thrown passing)										Average gain per pass play (inc. # thrown passing)									
PUNTS Number and Average																			
Had Blocked																			
FGs - PATS Had Blocked																			
TOTAL RETURN YARDAGE (Not Including Kickoffs)																			
No. and Yards Punt Returns																			
No. and Yards Kickoff Returns																			
No. and Yards Interception Returns																			
PENALTIES Number and Yards																			
FUMBLES Number and Lost																			
TOUCHDOWNS																			
Rushing																			
Passing																			
Returns																			
EXTRA POINTS Made-Attempts																			
FIELD GOALS Made-Attempts																			
SAFETIES																			
FINAL SCORE																			
TIME OF POSSESSION																			

BRONCOS DEFENSIVE STATISTICS

(based on unofficial press box statistics)

PLAYER	UT	A	TT	OILERS			BRONCOS			PLAYER	UT	A	TT	OILERS			BRONCOS		
				S-YDS	I-YDS	PD	FF	FR	S-YDS					I-YDS	PD	FF	FR		
R. Dennison	6	2	8	0-0	0-0	0	0	0	0	W. Bowyer	2	1	3	0-0	0-0	0	0	0	0
M. Haynes	6	0	6	0-0	1-57	2	0	0	M. Brooks	2	1	3	0-0	0-0	0	0	0	0	0
T. Lilly	5	1	6	0-0	0-0	0	0	0	K. Clark	2	0	2	0-0	0-0	0	0	0	0	0
S. Wilson	5	1	6	0-0	0-0	1	0	1	F. Gilbert	2	0	2	0-0	0-0	0	0	0	0	0
R. Jones	3	2	5	0-0	0-0	0	0	0	B. Plummer	2	0	2	0-0	0-0	1	0	0	0	0
R. Hunley	2	3	5	0-0	0-0	0	0	0	J. Ryan	0	1	1	0-0	0-0	1	0	0	0	0
K. Mecklenburg	4	0	4	0-0	1-18	0	0	0	S. Fletcher	0	1	1	0-0	0-0	0	0	0	0	0
G. Kragen	3	0	3	0-0	0-0	0	0	0	J. Castille	0	0	0	0-0	0-0	1	0	0	0	0
A. Townsend	3	0	3	0-0	0-0	0	0	0	TEAM TOTALS	47	13	60	0-0	2-75	6	0	0	0	1



N.Y. Giants 39, Denver 20

Sunday, Jan. 25, 1987 • 3:13 p.m. PST • Rose Bowl • Pasadena, Calif.

WEATHER: Sunny, 76°, Wind W 2-5 mph • ATTENDANCE: 101,063 • TIME: 3:25

Super Bowl XXI



The New York Giants broke open a close game with 24 unanswered points to begin the second half, capturing a 39-20 win over the Denver Broncos in Super Bowl XXI at the Rose Bowl in front of 101,063 fans.

The Broncos drove to the Giants' 31-yard line on their opening drive and took a 3-0 lead when Rich Karlis booted a Super Bowl record-tying 48-yard field goal. New York answered with a 78-yard scoring drive that culminated with a 6-yard touchdown pass from Phil Simms to Zeke Mowatt.

Late in the first quarter, Elway scored the Broncos' first touchdown from four yards out on a quarterback draw to give them a 10-7 lead. On the third play of their next drive, Elway threw a 54-yard pass to Vance Johnson that gave the Broncos a first down at the Giants' 28. But Denver failed to capitalize on the play with Karlis missing a 23-yard field goal attempt.

Denver's defense stifled the Giants' next drive at the New York 47, and after a punt, the Broncos got the ball back on their own 15. Controversy entered the game when on second-and-12, Elway threw an apparent completion for a first down to Clarence Kay. The pass was ruled incomplete, a call that was upheld after review of the television replay.

On the next play, Giants defensive end George Martin sacked Elway in the end zone for a safety to pull New York within a point of Denver at 10-9. Another missed field goal, a 34-yard attempt, by the Broncos with 13 seconds left in the first half sent the club into halftime with a narrow 1-point lead.

New York scored on all three of its third-quarter drives, taking a 26-10 lead after outgaining Denver 163 yards to 2 in the period. The Giants extended their lead to 33-10 in the fourth quarter when Phil McConkey caught a deflected pass in the end zone for Simms' third touchdown pass of the day.

Denver got the ball back at its own 16, and Elway moved the squad deep into New York territory to set up Karlis' 28-yard field goal that made the score 33-13. The Giants took only five plays to cover 46 yards for their next touchdown, a 2-yard run by Ottis Anderson that increased their lead to 39-13.

Elway drove the Broncos down the field again and found Johnson for a 47-yard touchdown pass for the game's final points at 12:54 of the fourth quarter.

OFFICIALS:

Referee — Jerry Markbreit (9); **Umpire** — Bob Boylston (101); **Line Judge** — Bob Beeks (59); **Side Judge** — Gil Mace (90); **Head Linesman** — Terry Gierke (72); **Back Judge** — Jim Poole (92); **Field Judge** — Pat Mallette (82).

DENVER BRONCOS

OFFENSE		DEFENSE	
WR 82	V. Johnson	LE 61	A. Townsend
LT 70	D. Studdard	NT 71	G. Kragen
LG 54	K. Bishop	RE 75	R. Jones
C 64	B. Bryan	LOLB 50	J. Ryan
RG 63	M. Cooper	LILB 77	K. Mecklenburg
RT 76	K. Lanier	RILB 98	R. Hunley
TE 88	C. Kay	ROLB 57	T. Jackson
WR 81	S. Watson	LCB 20	L. Wright
QB 7	J. Elway	RCB 31	M. Harden
RB 23	S. Winder	SS 49	D. Smith
RB 47	G. Willhite	FS 43	S. Foley

BRONCOS SUBSTITUTIONS: P 2 M. Horan, K 3 R. Karlis, QB 8 G. Kubiak, S 22 T. Lilly, RB 30 S. Sewell, RB 33 G. Lang, RB 35 K. Bell, S 26 M. Haynes, CB 45 S. Wilson, DB 48 R. Robbins, LB 52 K. Woodard, LB 55 R. Dennison, LB 59 D. Comeaux, G 62 M. Freeman, NT 69 T. Colorito, DE 73 S. Fletcher, T 74 D. Remsberg, WR 80 M. Jackson, WR 84 C. Sampson, TE 85 J. Hackett, RB 87 B. Micho, TE 89 O. Mobley, DE 90 F. Gilbert.

NEW YORK GIANTS

OFFENSE		DEFENSE	
WR 86	L. Manuel	LE 75	G. Martin
LT 60	B. Benson	NT 64	J. Burt
LG 67	B. Ard	RE 70	L. Marshall
C 65	B. Oates	LOLB 58	C. Banks
RG 61	C. Godfrey	LILB 55	G. Reasons
RT 63	K. Nelson	RILB 53	H. Carson
TE 89	M. Bavaro	ROLB 56	L. Taylor
WR 81	S. Robinson	LCB 34	E. Patterson
QB 11	P. Simms	RCB 23	P. Williams
RB 20	J. Morris	SS 48	K. Hill
RB 44	M. Carthon	FS 27	H. Welch

GIANTS SUBSTITUTIONS: K 2 R. Allegre, P 5 S. Landeta, QB 17 J. Rutledge, RB 22 L. Rouson, RB 24 O. Anderson, CB 25 M. Collins, S 28 T. Flynn, RB 30 T. Galbreath, S 46 G. Lasker, LB 51 R. Jones, LB 52 P. Johnson, LB 54 A. Headen, LB 57 B. Hunt, C 59 B. Johnston, T 66 W. Roberts, G 68 D. Johnson, DT 74 E. Howard, DE 77 E. Dorsey, DT 78 J. Sally, WR 80 P. McConkey, TE 84 Z. Mowatt, WR 87 S. Miller, WR 88 B. Johnson.

		1	2	3	4	OT	TOTAL	FIELD GOALS (made () & missed)	
VISITOR	Denver Broncos	10	0	0	10	—	20	R. Karlis	(48) 23WR 34WR (28)
HOME	New York Giants	7	2	17	13	—	39	R. Allegre	(21)

Team	Qtr	Clock Time	PLAY DESCRIPTION (Extra Point) (Drive Info)	SCORE	
				Visitor	Home
BRONCOS	1	4:09	R. Karlis 48 yd. Field Goal (8-45, 4:09)	3	0
GIANTS	1	9:33	Z. Mowatt 6 yd. pass from P. Simms (R. Allegre, kick) (9-78, 5:24)	3	7
BRONCOS	1	12:54	J. Elway 4 yd. run (R. Karlis, kick) (6-58, 3:21)	10	7
GIANTS	2	12:14	Safety—J. Elway sacked by G. Martin in end zone (3 (-)-15, 0:47)	10	9
GIANTS	3	4:52	M. Bavaro 13 yd. pass from P. Simms (R. Allegre, kick) (8-63, 4:52)	10	16
GIANTS	3	11:06	R. Allegre 21 yd. Field Goal (9-32, 5:07)	10	19
GIANTS	3	14:36	J. Morris 1 yd. run (R. Allegre, kick) (5-68, 2:14)	10	26
GIANTS	4	4:04	P. McConkey 6 yd. pass from P. Simms (R. Allegre, kick) (6-52, 3:50)	10	33
BRONCOS	4	8:59	R. Karlis 28 yd. Field Goal (13-73, 4:55)	13	33
GIANTS	4	10:42	O. Anderson 2 yd. run (kick wide) (5-46, 2:43)	13	39
BRONCOS	4	12:54	V. Johnson 47 yd. pass from J. Elway (R. Karlis, kick) (5-69, 1:12)	20	39

FINAL INDIVIDUAL STATISTICS

Denver Broncos											New York Giants																																										
RUSHING																																																					
	ATT	YDS	AVG	LG	TD		ATT	YDS	AVG	LG	TD		ATT	YDS	AVG	LG	TD		ATT	YDS	AVG	LG	TD																														
J. Elway	6	27	4.5	10	1	J. Morris	20	67	3.3	11	1	P. Simms	3	25	8.3	22	0	L. Rouson	3	22	7.3	18	0	T. Galbreath	4	17	4.3	7	0	M. Carthon	3	4	1.3	2	0	O. Anderson	2	1	0.5	2	1	J. Rutledge	3	0	0.0	2	0	J. Total	38	136	3.6	22	2
TOTAL	19	52	2.7	12	1	TOTAL	38	136	3.6	22	2	TOTAL	25	22	268	10.7	3	TOTAL	25	22	268	10.7	3																														
PASSING																																																					
	ATT	CMP	YDS	TD	LG	IN	Rtg.		ATT	CMP	YDS	TD	LG	IN	Rtg.		ATT	CMP	YDS	TD	LG	IN	Rtg.																														
J. Elway	37	22	304	3/26	1	54	1	83.6	P. Simms	25	22	268	1/5	3	44	0	150.9																																				
G. Kubiak	4	4	48	1/6	0	23	0	116.7																																													
TOTAL	41	26	352	4/32	1	54	1	88.7	TOTAL	25	22	268	1/5	3	44	0	150.9																																				
PASS RECEIVING																																																					
	NO	YDS	AVG	LG	TD		NO	YDS	AVG	LG	TD		NO	YDS	AVG	LG	TD																																				
V. Johnson	5	121	24.2	54	1	M. Bavaro	4	51	12.8	17	1	J. Morris	4	20	5.0	12	0	M. Carthon	4	13	3.3	7	0	S. Robinson	3	62	20.7	36	0	L. Manuel	3	43	14.3	17	0	P. McConkey	2	50	25.0	44	1	L. Rouson	1	23	23.0	23	0	Z. Mowatt	1	6	6.0	6	1
G. Willhite	5	39	7.8	11	0	J. Morris	4	20	5.0	12	0	M. Carthon	4	13	3.3	7	0	S. Robinson	3	62	20.7	36	0	L. Manuel	3	43	14.3	17	0	P. McConkey	2	50	25.0	44	1	L. Rouson	1	23	23.0	23	0	Z. Mowatt	1	6	6.0	6	1						
S. Winder	4	34	8.5	14	0	M. Carthon	4	13	3.3	7	0	S. Robinson	3	62	20.7	36	0	L. Manuel	3	43	14.3	17	0	P. McConkey	2	50	25.0	44	1	L. Rouson	1	23	23.0	23	0	Z. Mowatt	1	6	6.0	6	1												
M. Jackson	3	51	17.0	24	0	S. Robinson	3	62	20.7	36	0	L. Manuel	3	43	14.3	17	0	P. McConkey	2	50	25.0	44	1	L. Rouson	1	23	23.0	23	0	Z. Mowatt	1	6	6.0	6	1																		
S. Watson	2	54	27.0	31	0	L. Manuel	3	43	14.3	17	0	P. McConkey	2	50	25.0	44	1	L. Rouson	1	23	23.0	23	0	Z. Mowatt	1	6	6.0	6	1																								
C. Sampson	2	20	10.0	11	0	P. McConkey	2	50	25.0	44	1	L. Rouson	1	23	23.0	23	0	Z. Mowatt	1	6	6.0	6	1																														
O. Mobley	2	17	8.5	11	0	L. Rouson	1	23	23.0	23	0	Z. Mowatt	1	6	6.0	6	1																																				
S. Sewell	2	12	6.0	7	0	Z. Mowatt	1	6	6.0	6	1																																										
G. Lang	1	4	4.0	4	0																																																
TOTAL	26	352	13.5	54	1	TOTAL	22	268	12.2	44	3																																										
INTERCEPTIONS																																																					
	NO	YDS	AVG	LG	TD		NO	YDS	AVG	LG	TD																																										
TOTAL	0	0	0.0	—	0	E. Patterson	1	-7	-7.0	-7	0	TOTAL	1	-7	-7.0	-7	0																																				
PUNTING																																																					
	NO	YDS	AVG	NET	TB	IN20	LG		NO	YDS	AVG	NET	TB	IN20	LG																																						
M. Horan	2	82	41.0	28.5	0	0	42	S. Landeta	3	138	46.0	36.3	1	1	59																																						
TOTAL	2	82	41.0	28.5	0	0	42	TOTAL	3	138	46.0	36.3	1	1	59																																						
PUNT RETURNS																																																					
	NO	YDS	AVG	FC	LG	TD		NO	YDS	AVG	FC	LG	TD																																								
G. Willhite	1	9	9.0	1	9	0	P. McConkey	1	25	25.0	1	25	0																																								
(TOUCHBACK)	1	0	0.0	—	0	0																																															
RETURNS	1	9	9.0	1	9	0	RETURNS	1	25	25.0	1	25	0																																								
KICKOFF RETURNS																																																					
	NO	YDS	AVG	FC	LG	TD		NO	YDS	AVG	FC	LG	TD																																								
K. Bell	3	48	16.0	0	28	0	L. Rouson	3	56	18.7	0	22	0																																								
G. Lang	2	36	18.0	0	23	0	T. Flynn	1	-3	-3.0	0	0	0																																								
RETURNS	5	84	16.8	0	28	0	RETURNS	4	53	13.3	0	22	0																																								
Denver Broncos											New York Giants																																										
	Fum	Lost	Own	Yds	TD	FF	Rec.	Yds	TD	Bnds		Fum	Lost	Own	Yds	TD	FF	Rec.	Yds	TD	Bnds																																
J. Elway	1	0	1	0	0	0	0	0	0	0	L. Marshall	0	0	0	0	0	1	0	0	0	0	0																															
K. Bell	1	0	0	0	0	0	0	0	0	0	P. Johnson	0	0	0	0	0	1	0	0	0	0	0																															
J. Hackett	0	0	1	0	0	0	0	0	0	0	TOTAL	0	0	0	0	0	2	0	0	0	0	0																															
TOTAL	2	0	2	0	0	0	0	0	0	0																																											

FINAL TEAM STATISTICS

	BRONCOS	GIANTS	BRONCOS	GIANTS
TOTAL FIRST DOWNS	23	24	2-41	3-46
By Rushing	5	10	Had Blocked	0
By Passing	16	13	FGs – PATs Had Blocked	0-0
By Penalty	2	1	TOTAL RETURN YARDAGE (Not Including Kickoffs)	9
THIRD DOWN EFFICIENCY	7-14-50%	6-12-50%	No. and Yards Punt Returns	1-9
FOURTH DOWN EFFICIENCY	0-0-0%	1-2-50%	No. and Yards Kickoff Returns	5-84
TOTAL NET YARDS	372	399	No. and Yards Interception Returns	0-0
Total Offensive Plays (inc. times thrown passing)	64	64	PENALTIES Number and Yards	4-28
Average gain per offensive play	5.8	6.2	FUMBLIES Number and Lost	2-0
NET YARDS RUSHING	52	136	TOUCHDOWNS	2
Total Rushing Plays	19	38	Rushing	1
Average gain per rushing play	2.7	3.6	Passing	1
NET YARDS PASSING	320	263	Returns	0
Times thrown – yards lost attempting to pass	4-32	1-5	EXTRA POINTS Made-Attempts	2-2
Gross yards passing	352	268	FIELD GOALS Made-Attempts	2-4
PASS ATTEMPTS-COMPLETIONS-HAD INTERCEPTED	41-26-1	25-22-0	SAFETIES	1
Average gain per pass play (inc. # thrown passing)	7.1	10.1	FINAL SCORE	20
			TIME OF POSSESSION	39
				25:21
				34:39

BRONCOS DEFENSIVE STATISTICS

<i>(based on unofficial press box statistics)</i>																	
PLAYER	UT	A	TT	S-YDS	I-YDS	PD	FF	FR	PLAYER	UT	A	TT	S-YDS	I-YDS	PD	FF	FR
K. Woodard	8	3	11	0.5-2.5	0-0	0	0	0	M. Haynes	3	0	3	0-0	0-0	0	0	0
J. Ryan	6	3	9	0-0	0-0	0	0	0	S. Wilson	3	0	3	0-0	0-0	0	0	0
R. Hunley	7	1	8	0-0	0-0	0	0	0	A. Townsend	2	1	3	0-0	0-0	0	0	0
R. Jones	4	2	6	0-0	0-0	0	0	0	F. Gilbert	1	1	2	0.5-2.5	0-0	0	0	0
S. Foley	5	0	5	0-0	0-0	0	0	0	B. Micho	2	0	2	0-0	0-0	0	0	0
D. Smith	5	0	5	0-0	0-0	0	0	0	T. Lilly	1	1	2	0-0	0-0	0	0	0
L. Wright	5	0	5	0-0	0-0	0	0	0	R. Robbins	1	1	2	0-0	0-0	0	0	0
K. Mecklenburg	2	3	5	0-0	0-0	0	0	0	TEAM TOTALS	58	20	78	1-5	0-0	0	0	0



Denver 23, Cleveland 20 OT

Sunday, Jan. 11, 1987 • 12:30 p.m. EST • Cleveland Stadium • Cleveland

WEATHER: Solid Overcast, 30°, Wind NW 14 mph (-5°) • ATTENDANCE: 79,915 • TIME: 3:50

1986 AFC Championship Game

In a game that will forever be remembered as "The Drive," Rich Karlis kicked a 33-yard field goal 5:48 into overtime to give the Denver Broncos a 23-20 victory against the Cleveland Browns in the 1986 AFC Championship Game. The contest was played at Cleveland Stadium in front of a crowd of 79,915 fans, who braved a wind chill of -5 degrees.

Cleveland took a 7-0 lead when Bernie Kosar threw a 6-yard touchdown pass to Herman Fontenot in the first quarter. The Broncos stopped the next two Browns drives with interceptions, including the second by Jim Ryan, whose return set up a 19-yard field goal by Karlis to make the score 7-3. Ken Woodard recovered a fumble on Cleveland's next drive, putting Denver in position for Gerald Willhite's fourth-down 1-yard touchdown run at 4:24 of the second quarter that gave the club a 10-7 lead.

Browns kicker Mark Moseley tied the score at 10 with a 29-yard field goal with 20 seconds left in the first half. Denver regained the lead on a 26-yard Karlis field goal late in the third quarter, but the Browns responded as Kevin Mack rushed for 34 yards in a 10-play, 76-yard drive that culminated with a 24-yard Moseley field goal that tied the score at 13. After two Denver punts, Kosar's 48-yard touchdown strike to Brian Brennan put Cleveland ahead 20-13 with 5:43 left in the game.

The kickoff rolled to the Denver 2-yard line, where the Broncos and Elway began "The Drive." On the fifth play (second-and-7 from the Broncos' 15), Elway rushed for 11 yards and a first down. He then found Steve Sewell for a 22-yard gain followed by a 12-yard strike to Steve Watson that gave Denver a first down on the Cleveland 40. After an incomplection and an 8-yard sack, Elway threw a 20-yard pass to Mark Jackson, moving the team to the Cleveland 28. An Elway-to-Sewell pass gave the Broncos a first down on the Browns' 14 with 57 seconds left. After an incomplection, Elway ran nine yards to the Cleveland 5-yard line. On the next play, he hit Jackson for a touchdown, and Karlis' extra point tied the score at 20 with 37 seconds left.

The Browns won the coin toss in overtime and elected to receive, but Denver's defense stopped them. Willhite returned the Cleveland punt to the Browns' 25, where the Denver offense went to work. On second-and-5, Elway hit Orson Mobley for a 22-yard gain and three plays later threw a 28-yard pass to Watson. With a first down on Cleveland's 22-yard line, the Broncos rushed three times to get to the 15, and on fourth down, Karlis hit the 33-yard game-winning field goal.

OFFICIALS:

Referee — Chuck Heberling (46); **Umpire** — Gordon Wells (89); **Line Judge** — Bill Reynolds (53); **Side Judge** — Gary Lane (120); **Head Linesman** — Ed Marion (26); **Back Judge** — Ben Tompkins (52); **Field Judge** — Johnny Grier (23).

DENVER BRONCOS

OFFENSE		DEFENSE	
WR 82	V. Johnson	LE 75	R. Jones
LT 70	D. Studdard	NT 71	G. Kragen
LG 54	K. Bishop	RE 61	A. Townsend
C 64	B. Bryan	LOLB 50	J. Ryan
RG 63	M. Cooper	LILB 77	K. Mecklenburg
RT 76	K. Lanier	RILB 98	R. Hunley
TE 85	J. Hackett	ROLB 57	T. Jackson
WR 81	S. Watson	LCB 20	L. Wright
QB 7	J. Elway	RCB 31	M. Harden
RB 23	S. Winder	SS 49	D. Smith
TE 89	O. Mobley	FS 43	S. Foley

BRONCOS SUBSTITUTIONS: P 2 M. Horan, K 3 R. Karlis, QB 8 G. Kubiak, S 22 T. Lilly, RB 30 S. Sewell, RB 33 G. Lang, RB 35 K. Bell, CB 45 S. Wilson, RB 47 G. Willhite, S 48 R. Robbins, LB 52 K. Woodard, LB 55 R. Dennison, LB 59 D. Comeaux, G 62 M. Freeman, NT 69 T. Colorito, DE 73 S. Fletcher, T 74 D. Rensburg, WR 80 M. Jackson, WR 84 C. Sampson, WR 87 B. Micho, TE 88 C. Kay, DE 90 F. Gilbert. **DID NOT PLAY:** CB 36 M. Haynes.

CLEVELAND BROWNS

OFFENSE		DEFENSE	
WR 88	R. Langhorne	LE 96	R. Camp
LT 77	R. Bolden	NT 79	B. Golic
LG 74	P. Farrer	RE 78	C. Hairston
C 61	M. Baab	LOLB 56	C. Banks
RG 69	D. Fike	LILB 51	E. Johnson
RT 63	C. Risien	RILB 53	A. Griggs
TE 82	O. Newsome	ROLB 57	C. Matthews
WR 84	W. Slaughter	LCB 31	F. Minnifield
QB 19	B. Kosar	RCB 29	H. Dixon
RB 44	E. Byner	SS 24	R. Ellis
FB 34	K. Mack	FS 37	C. Rockins

BROWNS SUBSTITUTIONS: K 3 M. Mosley, P 7 J. Gossett, S 22 F. Wright, CB 23 M. Harper, S 27 A. Gross, RB 28 H. Fontenot, RB 39 M. Everett, CB 48 D. Hoggard, LB 50 B. Van Pelt, LB 58 S. Nicholas, LB 59 M. Johnson, G 62 G. Lijja, G 70 L. Williams, NT 72 D. Puzzioli, TE 81 H. Holt, WR 85 C. Weathers, WR 86 B. Brennan, TE 87 T. Tucker, WR 89 G. McNeil, DE 91 S. Clancy. **DID NOT PLAY:** QB 10 M. Pagel, RB 33 C. Dickey.

		1	2	3	4	OT	TOTAL	FIELD GOALS (made () & missed)
VISITOR	Denver Broncos	0	10	3	7	3	23	R. Karlis (19) (26) (33)
HOME	Cleveland Browns	7	3	0	10	0	20	M. Moseley (29) (24)

Team	Qtr	Clock Time	PLAY DESCRIPTION (Extra Point) (Drive Info)	SCORE	
				Visitor	Home
BROWNS	1	9:41	H. Fontenot 6 yd. pass from B. Kosar (M. Moseley, kick) (14-86, 7:18)	0	7
BRONCOS	2	2:53	R. Karlis 19 yd. Field Goal (4-8, 0:54)	3	7
BRONCOS	2	4:24	G. Willhite 1 yd. run (R. Karlis, kick) (5-37, 1:05)	10	7
BROWNS	2	14:40	M. Moseley 29 yd. Field Goal (9-53, 4:01)	10	10
BRONCOS	3	12:10	R. Karlis 26 yd. Field Goal (11-61, 4:28)	13	10
BROWNS	4	2:22	M. Moseley 24 yd. Field Goal (10-76, 5:01)	13	13
BROWNS	4	9:17	B. Brennan 48 yd. pass from B. Kosar (M. Moseley, kick) (3-52, 0:57)	13	20
BRONCOS	4	14:23	M. Jackson 5 yd. pass from J. Elway (R. Karlis, kick) (15-98, 4:55)	20	20
BRONCOS	5	5:48	R. Karlis 33 yd. Field Goal (9-60, 5:07)	23	20

FINAL INDIVIDUAL STATISTICS

Denver Broncos											Cleveland Browns										
RUSHING	ATT	YDS	AVG	LG	TD	RUSHING	ATT	YDS	AVG	LG	TD	RUSHING	ATT	YDS	AVG	LG	TD				
S. Winder	26	83	3.2	9	0	K. Mack	26	94	3.6	15	0	B. Kosar	4	3	0.8	3	0				
J. Elway	4	56	14.0	34	0	H. Fontenot	3	3	1.0	4	0	G. Lang	3	9	3.0	4	0				
G. Lang	3	9	3.0	4	0							S. Sewell	1	1	1.0	1	0				
S. Sewell	1	1	1.0	1	0							G. Willhite	3	0	0.0	2	1				
G. Willhite	3	0	0.0	2	1							TOTAL	37	149	4.0	34	1				
TOTAL	37	149	4.0	34	1	TOTAL	33	100	3.0	15	0										
PASSING	ATT	CMP	YDS	TKD/	YD	TD	LG	IN	Rtg.	PASSING	ATT	CMP	YDS	TKD/	YD	TD	LG	IN	Rtg.		
J. Elway	38	22	244	2/19	1	28	1		74.9	B. Kosar	32	18	259	1/3	2	48	2		77.5		
TOTAL	38	22	244	2/19	1	28	1		74.9	TOTAL	32	18	259	1/3	2	48	2		77.5		
PASS RECEIVING	NO	YDS	AVG	LG	TD	PASS RECEIVING	NO	YDS	AVG	LG	TD	PASS RECEIVING	NO	YDS	AVG	LG	TD				
S. Watson	3	55	18.3	28	0	H. Fontenot	7	66	9.4	24	1	B. Brennan	4	72	18.0	48	1				
S. Sewell	3	47	15.7	22	0	B. Brennan	4	72	18.0	48	1	R. Langhorne	2	35	17.5	22	0				
O. Mobley	3	36	12.0	22	0	R. Langhorne	2	35	17.5	22	0	K. Mack	2	20	10.0	12	0				
V. Johnson	3	25	8.3	14	0	K. Mack	2	20	10.0	12	0	C. Weathers	1	42	42.0	42	0				
M. Jackson	2	25	12.5	20	1	C. Weathers	1	42	42.0	42	0	W. Staughter	1	20	20.0	20	0				
C. Kay	2	23	11.5	15	0	W. Staughter	1	20	20.0	20	0	E. Byner	1	4	4.0	4	0				
G. Willhite	2	20	10.0	16	0																
S. Winder	2	2	1.0	5	0																
C. Sampson	1	10	10.0	10	0																
G. Lang	1	1	1.0	1	0																
TOTAL	22	244	11.1	28	1	TOTAL	18	259	14.4	48	2										
INTERCEPTIONS	NO	YDS	AVG	LG	TD	INTERCEPTIONS	NO	YDS	AVG	LG	TD	INTERCEPTIONS	NO	YDS	AVG	LG	TD				
J. Ryan	1	26	26.0	26	0	M. Harper	1	0	0.0	0	0										
R. Hunley	1	14	14.0	14	0																
TOTAL	2	40	20.0	26	0	TOTAL	1	0	0.0	0	0										
PUNTING	NO	YDS	AVG	NET	TB	IN20	LG	PUNTING	NO	YDS	AVG	NET	TB	IN20	LG						
M. Moran	6	244	40.7	34.5	0	1	48	J. Gossett	6	259	43.2	38.2	1	2	58						
J. Elway	1	19	19.0	19.0	0	1	19	TOTAL	6	259	43.2	38.2	1	2	58						
TOTAL	7	263	37.6	32.3	0	2	48														
PUNT RETURNS	NO	YDS	AVG	FC	LG	TD	PUNT RETURNS	NO	YDS	AVG	FC	LG	TD								
G. Willhite	3	10	3.3	1	4	0	G. McNeil	3	37	12.3	1	18	0								
RETURNS	3	10	3.3	1	4	0	RETURNS	3	37	12.3	1	18	0								
KICKOFF RETURNS	NO	YDS	AVG	FC	LG	TD	KICKOFF RETURNS	NO	YDS	AVG	FC	LG	TD								
G. Lang	2	14	7.0	0	14	0	H. Fontenot	2	25	12.5	0	14	0								
K. Bell	2	10	5.0	0	10	0	G. McNeil	4	80	40.0	0	30	0								
M. Freeman	1	9	9.0	0	9	0	RETURNS	6	105	17.5	0	30	0								
RETURNS	5	33	6.6	0	14	0															

Denver Broncos											Cleveland Browns										
FUMBLE	Fum	Lost	Rec.	Yds	TD	Opp.	Yds	TD	Out	Bnds	FUMBLE	Fum	Lost	Rec.	Yds	TD	Opp.	Yds	TD	Out	Bnds
K. Woodard	0	0	0	0	0	1	0	0	0	0	K. Mack	2	1	0	0	0	0	0	0	0	0
K. Bell	2	0	2	0	0	0	0	0	0	0	T. Tucker	0	0	1	0	0	0	0	0	0	0
K. Bishop	0	0	0	0	0	1	0	0	0	0	G. McNeil	1	0	0	0	0	0	0	0	0	0
TOTAL	2	0	2	0	0	1	1	0	0	0	TOTAL	3	1	2	0	0	0	0	0	0	0

FINAL TEAM STATISTICS

BRONCOS					BROWNS					BRONCOS					BROWNS				
TOTAL FIRST DOWNS	22	17	PUNTS Number and Average	7-38	6-43														
By Rushing	6	4	Had Blocked	0	0														
By Passing	13	12	FGs - PATs Had Blocked	0-0	0-0														
By Penalty	3	1	TOTAL RETURN YARDAGE (Not Including Kickoffs)	50	37														
THIRD DOWN EFFICIENCY	5-18-28%	5-13-39%	No. and Yards Punt Returns	3-10	3-37														
FOURTH DOWN EFFICIENCY	1-1-100%	0-0-0%	No. and Yards Kickoff Returns	5-33	6-105														
TOTAL NET YARDS	374	356	No. and Yards Interception Returns	2-40	1-0														
Total Offensive Plays (inc. times thrown passing)	77	66	PENALTIES Number and Yards	6-39	9-76														
Average gain per offensive play	4.9	5.4	FUMBLE Number and Lost	2-0	3-1														
NET YARDS RUSHING	149	100	TOUCHDOWNS	2	2														
Total Rushing Plays	37	33	Rushing	1	0														
Average gain per rushing play	4.0	3.0	Passing	1	2														
NET YARDS PASSING	225	256	Returns	0	0														
Times thrown - yards lost attempting to pass	2-19	1-3	EXTRA POINTS Made-Attempts	2-2	2-2														
Gross yards passing	244	259	FIELD GOALS Made-Attempts	3-3	2-2														
PASS ATTEMPTS-COMPLETIONS-HAD INTERCEPTED	38-22-1	32-18-2	SAFETIES	0	0														
Average gain per pass play (inc. # thrown passing)	5.6	7.8	FINAL SCORE	23	20														
			TIME OF POSSESSION	34:05	31:43														

BRONCOS DEFENSIVE STATISTICS

(based on unofficial press box statistics)

PLAYER	UT	A	TT	S-YDS	I-YDS	PD	FF	FR	PLAYER	UT	A	TT	S-YDS	I-YDS	PD	FF	FR
L. Wright	6	1	7	0-0	0-0	2	0	0	S. Foley	3	2	5	0-0	0-0	0	0	0
K. Mecklenburg	5	2	7	0-0	0-0	0	0	0	K. Woodard	3	2	5	0-0	0-0	1	0	1
R. Jones	5	2	7	1-3	0-0	0	0	0	R. Robbins	3	1	4	0-0	0-0	3	0	0
J. Ryan	4	2	6	0-0	1-26	0	0	0	S. Fletcher	3	0	3	0-0	0-0	0	0	0
T. Jackson	2	4	6	0-0	0-0	0	0	0	R. Hunley	1	1	2	0-0	1-14	1	0	0
M. Harden	4	1	5	0-0	0-0	2	0	0	R. Dennison	1	0	1	0-0	0-0	0	0	0
T. Lilly	4	1	5	0-0	0-0	1	0	0	TEAM TOTALS	54	20	74	1-3	2-40	12	0	1



Denver 22, New England 17

Sunday, Jan. 4, 1987 • 2 p.m. MST • Mile High Stadium • Denver

WEATHER: Sunny, 65°, Wind S 9 mph • **ATTENDANCE:** 76,105 • **TIME:** 3:09

1986 AFC Divisional Playoff Game

Rulon Jones sacked Tony Eason in the end zone for a safety with 1:37 left on the clock to halt the Patriots' final comeback drive and give Denver a 22-17 win in an AFC Divisional Playoff Game in front of 76,105 fans at Mile High Stadium. The postseason victory was the first for the Broncos since the 1977 season.

The two teams traded punts for the first nine minutes of the game before Denver began its first scoring drive. Starting at their own 20, the Broncos took four plays to reach the New England 7-yard line behind John Elway completions of 39 and 21 yards. On second-and-goal from the 4, Elway rolled around the left side and was hit just short of the goal line. He was penalized (delay of game) for spiking the ball after the play, and that sent Denver back to the 6. Two plays later, Rich Karlis made a 27-yard field goal that gave Denver a 3-0 lead.

New England mounted a 7-play, 87-yard drive later in the quarter with Eason hitting Stanley Morgan for a 19-yard touchdown. The Broncos roared right back with a 13-play, 82-yard drive that was punctuated by a 22-yard touchdown run by Elway, giving them a 10-7 lead midway through the second quarter. The Patriots tied the score on the final play of the first half with a 38-yard Tony Franklin field goal.

Denver received the kickoff to open the second half and proceeded to chew up more than nine minutes off the clock. The Broncos ran the ball 11 times on the drive, which stalled on the Patriots' 5-yard line. Karlis' 22-yard field goal put Denver up 13-10.

Five plays into the next New England drive, the Patriots took a page out of Dan Reeves' bag of tricks, scoring on a flea-flicker that ended with a 45-yard touchdown pass from Eason to Morgan that gave New England its first lead of the game at 17-13. Denver jumped right back on top, traveling 86 yards on six plays to score on a 48-yard Elway-to-Vance Johnson pass on the last play of the third quarter.

The two teams both punted three times in the fourth quarter, and the last one, a Mike Horan punt of 54 yards, backed New England to its own 10-yard line. On first down, Eason dropped back to pass but was sacked for a safety by Jones. Denver recovered the onside free kick and held on to the ball and the win.

Elway completed 13-of-32 passes for 257 yards with one score, and Sammy Winder rushed for 102 yards on 19 carries. Johnson led the Broncos with 89 receiving yards. Defensively, four different Denver players had at least one sack.

OFFICIALS:

Referee — Jerry Seeman (70); **Umpire** — Rex Stuart (103); **Line Judge** — Ray Dodez (74); **Side Judge** — Bob Rice (80); **Head Linesman** — Burl Toler (37); **Back Judge** — Jim Poole (92); **Field Judge** — Ron Spittler (119).

DENVER BRONCOS

OFFENSE		DEFENSE	
WR 82	V. Johnson	LE 75	R. Jones
LT 70	D. Studdard	NT 71	G. Kragen
LG 54	K. Bishop	RE 61	A. Townsend
C 64	B. Bryan	LOLB 50	J. Ryan
RG 60	P. Howard	LILB 77	K. Mecklenburg
RT 76	K. Lanier	RILB 98	R. Hunley
TE 85	J. Hackett	ROLB 57	T. Jackson
WR 81	S. Watson	LCB 20	L. Wright
QB 7	J. Elway	FS 43	S. Foley
RB 23	S. Winder	SS 48	R. Robbins
TE 89	O. Mobley	RCB 31	M. Harden

BRONCOS SUBSTITUTIONS: P 2 M. Horan, K 3 R. Karlis, QB 8 G. Kubiak, S 22 T. Lilly, RB 30 S. Sewell, RB 33 G. Lang, RB 35 K. Bell, CB 36 M. Haynes, CB 45 S. Wilson, RB 47 G. Willhite, LB 52 K. Woodard, LB 55 R. Dennison, LB 59 D. Comeaux, G 62 M. Freeman, G 63 M. Cooper, NT 69 T. Colorito, DE 73 S. Fletcher, T 74 D. Remsburg, WR 80 M. Jackson, WR 84 C. Sampson, WR 87 B. Micho, DE 90 F. Gilbert. **DID NOT PLAY:** S 49 D. Smith.

NEW ENGLAND PATRIOTS

OFFENSE		DEFENSE	
WR 86	S. Morgan	LE 96	B. Williams
LT 76	B. Holloway	NT 90	T. Williams
LG 66	P. Fairchild	RE 60	G. Veris
C 58	P. Brock	LOLB 56	A. Tippett
RG 61	R. Wooten	LILB 52	J. Rember
RT 68	D. Haley	RILB 50	L. McGrew
TE 48	G. Baty	ROLB 55	D. Blackmon
WR 80	I. Fryar	LCB 43	E. Gibson
QB 11	T. Eason	FS 31	F. Marion
FB 30	M. Tatupu	SS 38	R. James
HB 33	T. Collins	RCB 26	R. Clayborn

PATRIOTS SUBSTITUTIONS: K 1 T. Franklin, P 3 R. Camarillo, RB 21 R. Dupard, DB 22 E. Profit, CB 23 R. McSwain, RB 27 G. Hawthorne, S 28 J. Bowman, RB 32 C. James, LB 59 S. Doig, T 62 B. Bain, C 64 T. Matich, C 75 G. Morris, WR 81 S. Starring, WR 82 D. Williams, WR 83 C. Jones, TE 88 W. Scott, NT 65 M. Ruth, LB 95 E. Reynolds, DE 97 M. Hodge, NT 98 D. Owens. **DID NOT PLAY:** QB 12 T. Ramsey, QB 14 S. Grogan, DB 42 R. Lippett.

		1	2	3	4	OT	TOTAL		FIELD GOALS (made () & missed)
VISITOR	New England Patriots	0	10	7	0	—	17		T. Franklin (38)
HOME	Denver Broncos	3	7	10	2	—	22		R. Karlis (27) (22)

Team	Qtr	Clock Time	PLAY DESCRIPTION (Extra Point) (Drive Info)	SCORE	
				Visitor	Home
BRONCOS	1	12:12	R. Karlis 27 yd. Field Goal (8-71, 3:07)	0	3
PATRIOTS	2	0:56	S. Morgan 19 yd. pass from T. Eason (T. Franklin, kick) (7-87, 2:24)	7	3
BRONCOS	2	7:18	J. Elway 22 yd. run (R. Karlis, kick) (13-82, 6:22)	7	10
PATRIOTS	2	14:58	T. Franklin 38 yd. Field Goal (5-8, 0:56)	10	10
BRONCOS	3	9:10	R. Karlis 22 yd. Field Goal (15-80, 9:10)	10	13
PATRIOTS	3	12:10	S. Morgan 45 yd. pass from T. Eason (T. Franklin, kick) (5-78, 3:00)	17	13
BRONCOS	3	15:00	V. Johnson 48 yd. pass from J. Elway (R. Karlis, kick) (6-86, 2:50)	17	20
BRONCOS	4	13:23	Safety—T. Eason tackled in end zone by R. Jones	17	22



Pittsburgh 24, Denver 17

Sunday, Dec. 30, 1984 • 2 p.m. MST • Mile High Stadium • Denver

WEATHER: Mostly Sunny, 52°, Wind N 7 mph • **ATTENDANCE:** 74,981 • **TIME:** 3:11

1984 AFC Divisional Playoff Game

The Denver Broncos, after posting the most regular-season wins in franchise history with a 13-3 record, lost an AFC Divisional Playoff Game to the Pittsburgh Steelers 24-17 in front of 74,981 fans at Mile High Stadium.

Denver had two possessions in the final two minutes of the game with a chance to tie but failed to score as Pittsburgh advanced to the AFC Championship Game.

The Broncos' opportunistic defense recovered two Steelers fumbles in the first quarter. Denver was unable to capitalize on the first takeaway with Rich Karlis missing a 39-yard field goal attempt. Pittsburgh then lost a fumble on its next play, setting up a 9-yard touchdown pass from John Elway to running back Jim Wright that gave the Broncos a 7-0 lead.

Pittsburgh scored on a 28-yard field goal on the first play of the second quarter, and just before halftime, the Steelers took a 10-7 lead on Frank Pollard's 1-yard touchdown run.

Denver tied the game early in the third quarter on a 21-yard Karlis field goal. The Broncos regained their lead midway through the quarter on their next possession, scoring on a 20-yard pass from Elway to wide receiver Steve Watson.

The Steelers answered with a scoring drive of their own, tying the game at 17 on a 10-yard Mark Malone-to-Louis Lipps pass 11:41 into the third quarter.

A turnover by the Broncos late in the game set up the Steelers' game-winning touchdown. Pittsburgh's Eric Williams intercepted an Elway pass and returned it to the Denver 2-yard line with only 2:45 left in the game, and two plays later, Pollard scored on a rush to give the Steelers a 24-17 advantage. Denver couldn't move the ball on its final two possessions as time expired.

Elway finished the game with 184 yards on 19-of-37 passing with two touchdowns and two interceptions. Watson led all players with 177 yards on 11 catches with one touchdown and a long reception of 52 yards.

Pittsburgh's defense limited the Broncos to just 51 yards on 22 carries (2.3 avg.) and held Denver to just 4-of-13 (30.8%) success on third downs.

The Steelers' offense racked up 381 yards of total offense, and Malone completed 17-of-28 passes for 224 yards with one touchdown. Pollard led all players with 99 yards on 16 carries (6.2 avg.) and scored a pair of touchdowns while Walter Abercrombie added 75 yards for 17 carries as part of a Pittsburgh ground game that totaled 169 yards.

OFFICIALS:

Referee — Fred Wyant (11); **Umpire** — Art Demmas (78); **Line Judge** — Vern Marshall (94); **Side Judge** — Royal Cathcart (16); **Head Linesman** — Dale Williams (8); **Back Judge** — Dick Hantak (105); **Field Judge** — Bob Lewis (18).

DENVER BRONCOS

OFFENSE		DEFENSE	
WR 85	D. Summers	LE 79	B. Chavous
LT 70	D. Studdard	NT 68	R. Carter
LG 54	K. Bishop	RE 75	R. Jones
C 64	B. Bryan	LOLB 50	J. Ryan
RG 60	P. Howard	LILB 55	R. Dennison
RT 76	K. Lanier	RILB 58	S. Busick
TE 88	C. Kay	ROLB 57	T. Jackson
WR 81	S. Watson	LCB 20	L. Wright
RB 23	S. Winder	SS 49	D. Smith
QB 7	J. Elway	FS 43	S. Foley
HB 87	J. Wright	RCB 31	M. Harden

BRONCOS SUBSTITUTIONS: P 1 C. Norman, K 3 R. Karlis, S 22 T. Lilly, RB 24 R. Parros, DB 28 R. Jackson, RB 33 G. Lang, RB 39 J. Myles, CB 45 S. Wilson, RB 47 G. Willhite, DB 48 R. Robbins, LB 52 K. Woodard, LB 59 D. Comeaux, DL 61 A. Townsend, G 62 M. Freeman, DE 65 W. Bowyer, NT 66 S. Garnett, T 72 M. Graves, OL 74 W. Hood, DE 77 K. Mecklenburg, WR 80 R. Alexander, WR 84 C. Sampson, LB 98 R. Hunley. **DID NOT PLAY:** QB 8 G. Kubiak, 26 C. Brewer, 67 G. Hyde, 69 B. Manor.

PITTSBURGH STEELERS

OFFENSE		DEFENSE	
WR 82	J. Stallworth	LE 95	J. Goodman
LT 63	P. Rostovsky	NT 67	G. Dunn
LG 73	C. Wolfley	RE 64	E. Nelson
C 52	M. Webster	LOLB 57	M. Merriweather
RG 74	T. Long	LILB 50	D. Little
RT 62	T. Ilkin	RILB 56	R. Cole
TE 81	D. Nelson	ROLB 53	B. Hinkle
WR 83	L. Lipps	LCB 49	D. Woodruff
QB 16	M. Malone	CS 41	S. Washington
RB 34	W. Abercrombie	RB 31	D. Shell
FB 30	F. Pollard	FS 21	E. Williams

STEELERS SUBSTITUTIONS: K 1 G. Anderson, P 5 C. Colquitt, CB 22 R. Woods, TE 23 L. Brown, RB 24 R. Erenberg, RB 26 S. Gillespie, S 28 E. Williams, CB 29 R. Johnson, CB 33 H. Clayton, RB 38 E. Veals, RB 40 A. Corley, LB 54 C. Bigham, LB 59 T. Seabough, C 60 R. Rasmussen, T 72 R. Snell, DE 78 M. Catano, WR 80 W. Capers, WR 85 C. Sweeney, WR 87 W. Thompson, LB 90 B. Kohrs, DE K. 92 Gary, DE K. 93 Willis, TE 89 B. Cunningham. **DID NOT PLAY:** QB 10 S. Campbell, QB 19 D. Woodley, G 61 B. Wingle, T 77 S. August.

		1	2	3	4	OT	TOTAL	
VISITOR	Pittsburgh Steelers	0	10	7	7	—	24	FIELD GOALS (made () & missed)
HOME	Denver Broncos	7	0	10	0	—	17	G. Anderson (28) 40WR 26WL 39WR
								R. Karlis 39WR 57S (21)

Team	Qtr	Clock Time	PLAY DESCRIPTION (Extra Point) (Drive Info)	SCORE	
				Visitor	Home
BRONCOS	1	8:30	J. Wright 9 yd. pass from J. Elway (R. Karlis, kick) (5-22, 2:25)	0	7
STEELERS	2	0:04	G. Anderson 28 yd. Field Goal (12-62, 6:16)	3	7
STEELERS	2	13:46	F. Pollard 1 yd. run (G. Anderson, kick) (8-78, 1:56)	10	7
BRONCOS	3	2:50	R. Karlis 21 yd. Field Goal (4-0, 1:47)	10	10
BRONCOS	3	7:45	S. Watson 20 yd. pass from J. Elway (R. Karlis, kick) (6-46, 3:01)	10	17
STEELERS	3	11:41	L. Lipps 10 yd. pass from M. Malone (G. Anderson, kick) (7-66, 3:46)	17	17
STEELERS	4	13:01	F. Pollard 2 yd. run (G. Anderson, kick) (3-2, 1:36)	24	17

FINAL INDIVIDUAL STATISTICS

Pittsburgh Steelers											Denver Broncos										
RUSHING	ATT	YDS	AVG	LG	TD	RUSHING	ATT	YDS	AVG	LG	TD										
F. Pollard	16	99	6.2	23	2	S. Winder	15	37	2.5	9	0										
W. Abercrombie	17	75	4.4	18	0	J. Elway	4	16	4.0	13	0										
E. Veals	1	1	1.0	1	0	G. Willhite	1	1	1.0	1	0										
L. Lipps	1	0	0	0	0	R. Parros	1	0	0.0	0	0										
M. Malone	5	-6	-1.2	0	0	S. Watson	1	-3	-3.0	-3	0										
TOTAL	40	169	4.2	23	2	TOTAL	22	51	2.3	13	0										
PASSING	ATT	CMP	YDS	TKO/ YD	TD	LG	IN	Rtg.	PASSING	ATT	CMP	YDS	TKO/ YD	TD	LG	IN	Rtg.				
M. Malone	28	17	224	2/12	1	25	0	97.9	J. Elway	37	19	184	4/37	2	21	2	61.1				
									G. Willhite	1	1	52	0/0	0	52	0	118.8				
TOTAL	28	17	224	2/12	1	25	0	97.9	TOTAL	38	20	236	4/37	2	52	2	67.4				
PASS RECEIVING	NO	YDS	AVG	LG	TD	PASS RECEIVING	NO	YDS	AVG	LG	TD										
L. Lipps	5	86	17.2	25	1	S. Watson	11	177	16.1	52	1										
F. Pollard	4	48	12.0	17	0	S. Winder	4	22	5.5	8	0										
J. Stallworth	3	38	12.7	14	0	J. Wright	2	16	8.0	9	1										
W. Abercrombie	3	18	9.0	6	0	G. Willhite	2	12	6.0	8	0										
B. Cunningham	1	19	19.0	19	0	R. Alexander	1	9	9.0	9	0										
R. Thompson	1	15	15.0	15	0																
TOTAL	17	224	13.2	25	1	TOTAL	20	236	11.8	52	2										
INTERCEPTIONS	NO	YDS	AVG	LG	TD	INTERCEPTIONS	NO	YDS	AVG	LG	TD										
E. Williams	1	28	28.0	28	0																
G. Dunn	1	6	6.0	6	0																
TOTAL	2	34	17.0	28	0	TOTAL	0	0	0.0	—	0										
PUNTING	NO	YDS	AVG	NET	TB	IN20	LG	PUNTING	NO	YDS	AVG	NET	TB	IN20	LG						
C. Colquitt	2	85	42.5	34.0	0	0	46	C. Norman	4	169	42.3	40.0	0	1	51						
(BLOCKED)	1	0	0.0	0.0	0	0	0														
TOTAL	3	85	28.3	25.3	0	0	46	TOTAL	4	169	42.3	40.0	0	1	51						
PUNT RETURNS	NO	YDS	AVG	FC	LG	TD	PUNT RETURNS	NO	YDS	AVG	FC	LG	TD								
L. Lipps	3	9	3.0	0	7	0	G. Willhite	2	17	8.5	0	17	0								
RETURNS	3	9	3.0	0	7	0	RETURNS	2	17	8.5	0	17	0								
KICKOFF RETURNS	NO	YDS	AVG	FC	LG	TD	KICKOFF RETURNS	NO	YDS	AVG	FC	LG	TD								
L. Lipps	3	73	24.3	0	34	0	G. Willhite	2	56	28.0	0	31	0								
R. Erenberg	1	29	29.0	0	29	0															
RETURNS	4	102	25.5	0	34	0	RETURNS	2	56	28.0	0	31	0								
Pittsburgh Steelers	Own	Opp.	Out	Denver Broncos	Own	Opp.	Out														
FUMBLES	Fum	Lost	Rec.	Yds	TD	FF	Rec.	Yds	TD	Bnds	Fum	Lost	Rec.	Yds	TD	FF	Rec.	Yds	TD	Bnds	
M. Malone	2	2	0	0	0	0	0	0	0	0	J. Elway	1	0	1	0	0	0	0	0	0	
L. Lipps	1	0	1	0	0	0	0	0	0	0	A. Townsend	0	0	0	0	0	1	0	0	0	
											T. Jackson	0	0	0	0	0	1	0	0	0	
											G. Willhite	1	0	1	0	0	0	0	0	0	
TOTAL	3	2	1	0	0	0	0	0	0	0	TOTAL	2	0	2	0	0	2	0	0	0	

FINAL TEAM STATISTICS

	STEELERS	BRONCOS		STEELERS	BRONCOS
TOTAL FIRST DOWNS	25	15	PUNTS Number and Average	3-28	4-42
By Rushing	12	4	Had Blocked	1	0
By Passing	13	11	FGs - PATS Had Blocked	0-0	0-0
By Penalty	0	0	TOTAL RETURN YARDAGE (Not Including Kickoffs)	145	73
THIRD DOWN EFFICIENCY	5-13-39%	4-13-31%	No. and Yards Punt Returns	3-9	2-17
FOURTH DOWN EFFICIENCY	0-0-0%	0-1-0%	No. and Yards Kickoff Returns	4-102	2-56
TOTAL NET YARDS	381	250	No. and Yards Interception Returns	2-34	0-0
Total Offensive Plays (inc. times thrown passing)	70	64	PENALTIES Number and Yards	4-30	1-5
Average gain per offensive play	5.4	3.9	FUMBLES Number and Lost	3-2	2-0
NET YARDS RUSHING	169	51	TOUCHDOWNS	3	2
Total Rushing Plays	40	22	Rushing	2	0
Average gain per rushing play	4.2	2.3	Passing	1	2
NET YARDS PASSING	212	199	Returns	0	0
Times thrown - yards lost attempting to pass	2-12	4-37	EXTRA POINTS Made-Attempts	3-3	2-2
Gross yards passing	224	236	FIELD GOALS Made-Attempts	1-4	1-3
PASS ATTEMPTS-COMPLETIONS-HAD INTERCEPTED	28-17-0	38-20-2	SAFETIES	0	0
Average gain per pass play (inc. # thrown passing)	7.1	4.7	FINAL SCORE	24	17
			TIME OF POSSESSION	32:52	27:08

BRONCOS DEFENSIVE STATISTICS

PLAYER	<i>(based on unofficial press box statistics)</i>									PLAYER									
	UT	A	TT	S-YDS	I-YDS	PD	FF	FR	UT		A	TT	S-YDS	I-YDS	PD	FF	FR		
D. Smith	9	2	11	0-0	0-0	0	0	0	0	R. Hunley	2	0	2	0-0	0-0	0	0	0	0
S. Busick	8	0	8	0-0	0-0	0	0	0	0	W. Bowyer	1	1	2	0-0	0-0	0	0	0	0
L. Wright	8	0	8	0-0	0-0	2	0	0	0	D. Comeaux	1	1	2	0-0	0-0	0	0	0	0
S. Foley	6	2	8	0-0	0-0	1	0	0	0	K. Mecklenburg	1	1	2	0-0	0-0	0	0	0	0
R. Dennison	4	3	7	0-0	0-0	0	0	0	0	R. Robbins	1	1	2	0-0	0-0	2	0	0	0
J. Ryan	4	3	7	1-0	0-0	0	0	0	0	S. Wilson	1	1	2	0-0	0-0	0	0	0	0
R. Jones	5	0	5	1-12	0-0	0	0	0	0	T. Lilly	1	0	1	0-0	0-0	0	0	0	0
M. Harden	4	0	4	0-0	0-0	1	0	0	0	R. Carter	1	0	1	0-0	0-0	0	0	0	0
T. Jackson	2	2	4	0-0	0-0	1	0	1	1	A. Townsend	0	0	0	0-0	0-0	0	0	0	1
B. Chavous	2	0	2	0-0	0-0	0	0	0	0	TEAM TOTALS	61	17	78	2-12	0-0	7	0	0	2



Seattle 31, Denver 7

Saturday, Dec. 24, 1983 • 1 p.m. PST • Kingdome • Seattle

WEATHER: Indoors • ATTENDANCE: 60,752 • TIME: 2:53

1983 AFC Wild Card Playoff Game

The Seattle Seahawks broke open a close contest against the Denver Broncos with two second-half Dave Krieg touchdown passes that propelled them to a 31-7 win in an AFC Wild Card Playoff Game in front of 60,752 fans at the Kingdome.

It didn't take the Seahawks long to get on the scoreboard as they traveled 62 yards on eight plays during their first offensive possession for a touchdown. Krieg connected with Steve Largent on a 17-yard scoring pass for a 7-0 lead with less than five minutes gone in the first quarter.

Later that period, the Broncos came back to tie the game after they mounted a 9-play, 76-yard touchdown drive. The score came on a 13-yard pass from Steve DeBerg to Jesse Myles.

Denver looked poised to take the lead, but Seattle cornerback Kerry Justin intercepted a DeBerg pass on the Broncos' next drive to end the threat. Seattle drove to Denver's 20-yard line, where Norm Johnson converted a 37-yard field goal.

On its next possession, Denver drove to the Seattle 4-yard line, but a fumble by running back Gerald Willhite was recovered by safety Paul Moyer. The Seahawks were able to run out the clock in the first half and hold on to their 10-7 lead.

The second half belonged to the Seahawks. Krieg passed for two more touchdowns and fullback David Hughes ran for another, making the score 31-7.

In the third quarter, Seattle travelled 73 yards on five plays and scored on Krieg's second touchdown pass of the game that went to tight end Pete Metzelaars.

Krieg threw his third touchdown pass of the afternoon early in the fourth quarter to give Seattle a 24-7 lead. He found wide receiver Paul Johns for an 18-yard touchdown strike, which capped a 9-play, 61-yard drive.

The Seahawks' final points came late in the fourth quarter when Hughes scored on a 2-yard run.

Despite totaling 360 yards of offense, Denver could not keep up with Seattle. Three turnovers—interceptions by DeBerg and John Elway along with a fumble by Willhite—proved to be the difference. DeBerg ended the game with 131 yards on 14-of-19 passing, and Elway added 123 yards on 10-of-15 passing in his first career postseason game.

For the Seahawks, Krieg completed 12-of-13 passes for 200 yards with three touchdowns and no interceptions. He finished with a perfect 158.3 passer rating.

OFFICIALS:

Referee — Red Cashion (43); **Umpire** — John Keck (67); **Line Judge** — Dick McKenzie (41); **Side Judge** — Gil Mace (90); **Head Linesman** — Sid Semon (109); **Back Judge** — Don Wedge (28); **Field Judge** — Bob Wortman (84).

DENVER BRONCOS

OFFENSE		DEFENSE	
WR 84 C. Sampson	LT 70 D. Studdard	LE 79 B. Chavous	NT 68 R. Carter
LG 54 K. Bishop	C 64 B. Bryan	RE 75 R. Jones	ROLB 50 J. Ryan
RG 60 P. Howard	RT 76 K. Lanier	RT 72 D. Latimer	RILB 53 R. Gradishar
TE 85 R. Eglloff	WR 81 S. Watson	ROLB 57 T. Jackson	LCB 20 L. Wright
QB 17 S. DeBerg	RB 23 S. Winder	RCB 31 M. Harden	SS 49 D. Smith
FB 34 N. Poole		FS 43 S. Foley	

BRONCOS SUBSTITUTIONS: K 3 R. Karlis, QB 7 J. Elway, P 11 L. Prestridge, CB 21 M. Dupree, DB 28 R. Jackson, S 29 W. Myers, DB 37 S. Trimble, RB 39 J. Myles, CB 45 S. Wilson, HB 46 D. Preston, RB 47 G. Willhite, LB 52 K. Woodard, LB 55 R. Dennison, LB 58 S. Busick, LB 59 D. Comeaux, G 62 T. Glasic, G 63 M. Cooper, DE 65 W. Bowyer, DE 66 B. Manor, T 67 K. Uecker, T 74 J. Baker, LB 77 K. Mecklenburg, DE 78 R. Stachowski, WR 82 Z. Thomas, TE 83 J. Sawyer, TE 88 R. Odoms. **DID NOT PLAY:** QB 8 G. Kubiak.

SEATTLE SEAHAWKS

OFFENSE		DEFENSE	
TE 88 P. Metzelaars	LT 64 R. Essink	LE 79 J. Green	NT 72 J. Nash
LG 65 E. Bailey	C 59 B. Bush	RE 77 J. Bryant	ROLB 58 B. Scholtz
RG 61 R. Pratt	RT 76 S. August	LILB 52 J. Norman	RILB 53 K. Butler
TE 87 C. Young	WR 80 S. Largent	ROLB 56 G. Gaines	LCB 26 K. Justin
WR 80 S. Largent	QB 17 D. Krieg	RCB 22 D. Brown	SS 45 K. Easley
RB 28 C. Warner	FB 32 C. Bryant	FS 44 J. Harris	

SEAHAWKS SUBSTITUTIONS: P 8 J. West, K 9 N. Johnson, QB 10 J. Zorn, S 21 P. Moyer, CB 27 G. Johnson, WR 29 H. Jackson, RB 31 T. Dixon, FB 34 D. Doornink, S 35 D. Dufek, RB 37 E. Lane, CB 42 K. Simpson, FB 46 D. Hughes, LB 51 S. Merriman, LB 57 S. Robinson, LB 63 M. Hicks, G 66 B. Dugan, DE 70 B. Irvin, DT 74 M. Tuiasosopo, WR 83 C. Castor, DE 84 S. Clancy, WR 85 P. Johns, TE 86 M. Tice, WR 89 B. Walker. **DID NOT PLAY:** WR 55 M. Jackson, C 62 K. Kauahi, G 67 R. McKenzie, T 69 M. Hernandez.

		1	2	3	4	OT	TOTAL	FIELD GOALS (made () & missed)	
VISITOR	Denver Broncos	7	0	0	0	—	7		
HOME	Seattle Seahawks	7	3	7	14	—	31	N. Johnson (37)	

Team	Qtr	Clock Time	PLAY DESCRIPTION (Extra Point) (Drive Info)	SCORE	
				Visitor	Home
SEAHAWKS	1	4:42	S. Largent 17 yd. pass from D. Krieg (N. Johnson, kick) (8-62, 4:33)	0	7
BRONCOS	1	11:22	J. Myles 13 yd. pass from S. DeBerg (R. Karlis, kick) (9-76, 4:08)	7	7
SEAHAWKS	2	5:35	N. Johnson 37 yd. Field Goal (9-32, 4:33)	7	10
SEAHAWKS	3	7:02	P. Metzelaars 5 yd. pass from D. Krieg (N. Johnson, kick) (5-73, 3:19)	7	17
SEAHAWKS	4	0:04	P. Johns 18 yd. pass from D. Krieg (N. Johnson, kick) (9-61, 4:17)	7	24
SEAHAWKS	4	5:26	D. Hughes 2 yd. run (N. Johnson, kick) (9-64, 4:43)	7	31

FINAL INDIVIDUAL STATISTICS

Denver Broncos											Seattle Seahawks												
RUSHING	ATT	YDS	AVG	LG	TD	RUSHING	ATT	YDS	AVG	LG	TD	RUSHING	ATT	YDS	AVG	LG	TD						
S. Winder	16	59	3.7	35	0	C. Warner	23	99	4.3	15	0	D. Hughes	3	16	5.3	9	1						
N. Poole	7	25	3.6	7	0	C. Bryant	5	15	3.0	4	0	D. Krieg	3	9	3.0	6	0						
J. Elway	3	16	5.3	11	0	Z. Dixon	3	4	1.3	5	0	J. Zorn	1	2	2.0	2	0						
G. Willhite	5	16	3.2	6	0	TOTAL	38	145	3.8	15	1	TOTAL	13	12	200	2/21	3	41	0	158.3			
C. Sampson	1	8	8.0	8	0	PASSING	ATT	CMP	YDS	YD	TD	LG	IN	Rtg.	PASSING	ATT	CMP	YDS	YD	TD	LG	IN	Rtg.
S. Watson	1	1	1.0	1	0	D. Krieg	13	12	200	2/21	3	41	0	158.3	TOTAL	13	12	200	2/21	3	41	0	158.3
TOTAL	33	125	3.8	35	0	TOTAL	13	12	200	2/21	3	41	0	158.3	TOTAL	13	12	200	2/21	3	41	0	158.3
PASSING	ATT	CMP	YDS	YD	TD	LG	IN	Rtg.	PASSING	ATT	CMP	YDS	YD	TD	LG	IN	Rtg.						
S. DeBerg	19	14	131	2/19	1	22	1	87.8	D. Krieg	13	12	200	2/21	3	41	0	158.3						
J. Elway	15	10	123	0/0	0	31	1	64.0	TOTAL	13	12	200	2/21	3	41	0	158.3						
TOTAL	34	24	254	2/19	1	31	2	77.3	TOTAL	13	12	200	2/21	3	41	0	158.3						
PASS RECEIVING	NO	YDS	AVG	LG	TD	PASS RECEIVING	NO	YDS	AVG	LG	TD												
J. Myles	7	73	10.4	18	1	S. Largent	4	76	19.0	34	1												
S. Watson	4	51	12.8	22	0	C. Warner	3	22	7.3	9	0												
N. Poole	4	17	4.3	8	0	P. Johns	2	59	29.5	41	1												
C. Sampson	3	52	17.3	31	0	C. Young	2	38	19.0	28	0												
S. Winder	2	13	6.5	11	0	P. Metzelaars	1	5	5.0	5	1												
Z. Thomas	1	19	19.0	19	0	TOTAL	12	200	16.7	41	3												
R. Egluff	1	16	16.0	16	0	INTERCEPTIONS	NO	YDS	AVG	LG	TD												
S. Wilson	1	12	12.0	12	0	K. Justin	1	45	45.0	45	0												
G. Willhite	1	1	1.0	1	0	G. Johnson	1	0	0.0	0	0												
TOTAL	24	254	10.6	31	1	TOTAL	2	45	22.5	45	0												
INTERCEPTIONS	NO	YDS	AVG	LG	TD	INTERCEPTIONS	NO	YDS	AVG	LG	TD												
TOTAL	0	0	0.0	—	0	TOTAL	2	45	22.5	45	0												
PUNTING	NO	YDS	AVG	NET	TB	IN20	LG	PUNTING	NO	YDS	AVG	NET	TB	IN20	LG								
L. Prestridge	4	191	47.8	33.3	0	0	49	J. West	3	125	41.7	38.3	0	0	47								
TOTAL	4	191	47.8	33.3	0	0	49	TOTAL	3	125	41.7	38.3	0	0	47								
PUNT RETURNS	NO	YDS	AVG	FC	LG	TD	PUNT RETURNS	NO	YDS	AVG	FC	LG	TD										
Z. Thomas	3	10	3.3	0	6	0	P. Johns	4	58	14.5	0	19	0										
RETURNS	3	10	3.3	0	6	0	RETURNS	4	58	14.5	0	19	0										
KICKOFF RETURNS	NO	YDS	AVG	FC	LG	TD	KICKOFF RETURNS	NO	YDS	AVG	FC	LG	TD										
Z. Thomas	4	81	20.3	0	22	0	Z. Dixon	2	43	21.5	0	31	0										
S. Wilson	2	37	18.5	0	20	0	RETURNS	2	43	21.5	0	31	0										
RETURNS	6	118	19.7	0	22	0	RETURNS	2	43	21.5	0	31	0										
Denver Broncos	Own	Opp.	Out	Seattle Seahawks	Own	Opp.	Out																
FUMBLES	Fum	Lost	Rec.	Yds	TD	FF	Rec.	Yds	TD	Bnds	Fum	Lost	Rec.	Yds	TD	Bnds							
G. Willhite	1	1	0	0	0	0	0	0	0	0	1	0	0	0	0	0							
TOTAL	1	1	0	0	0	0	0	0	0	0	1	0	0	0	0	0							

FINAL TEAM STATISTICS

BRONCOS					SEAHAWKS					BRONCOS					SEAHAWKS				
TOTAL FIRST DOWNS	21				17	TOTAL FIRST DOWNS	4-48				3-42								
By Rushing	5				8	Had Blocked	0				0								
By Passing	14				9	FGs - PATs Had Blocked	0-0				0-0								
By Penalty	2				0	TOTAL RETURN YARDAGE (Not Including Kickoffs)	9-128				8-146								
THIRD DOWN EFFICIENCY	9-17-53%				5-10-50%	No. and Yards Punt Returns	3-10				4-58								
FOURTH DOWN EFFICIENCY	1-2-50%				1-1-100%	No. and Yards Kickoff Returns	6-118				2-43								
TOTAL NET YARDS	360				324	No. and Yards Interception Returns	0-0				2-45								
Total Offensive Plays (inc. times thrown passing)	69				53	PENALTIES Number and Yards	5-35				3-34								
Average gain per offensive play	5.2				6.1	FUMBLES Number and Lost	1-1				1-0								
NET YARDS RUSHING	125				145	TOUCHDOWNS	1				4								
Total Rushing Plays	33				38	Rushing	0				1								
Average gain per rushing play	3.8				3.8	Passing	1				3								
NET YARDS PASSING	235				179	Returns	0				0								
Times thrown - yards lost attempting to pass	2-19				2-21	EXTRA POINTS Made-Attempts	1-1				4-4								
Gross yards passing	254				200	FIELD GOALS Made-Attempts	0-0				1-1								
PASS ATTEMPTS-COMPLETIONS-HAD INTERCEPTED	34-24-2				13-12-0	SAFETIES	0				0								
Average gain per pass play (inc. # thrown passing)	6.5				11.9	FINAL SCORE	7				31								
						TIME OF POSSESSION	30:57				29:03								

BRONCOS DEFENSIVE STATISTICS

(based on unofficial press box statistics)

BRONCOS										SEAHAWKS									
PLAYER	UT	A	TT	S-YDS	I-YDS	PD	FF	FR		PLAYER	UT	A	TT	S-YDS	I-YDS	PD	FF	FR	
J. Ryan	6	1	7	0-0	0-0	0	0	0		S. Foley	2	3	5	0-0	0-0	0	0	0	
S. Busick	5	1	6	0-0	0-0	0	0	0		R. Jones	2	3	5	0-0	0-0	0	0	0	
T. Jackson	5	1	6	0-0	0-0	0	0	0		D. Smith	4	0	4	0-0	0-0	0	0	0	
R. Gradishar	4	2	6	0-0	0-0	0	0	0		L. Wright	2	0	2	0-0	0-0	0	0	0	
M. Harden	4	2	6	0-0	0-0	0	0	0		K. Woodard	2	0	2	1-11	0-0	0	0	0	
B. Chavous	2	4	6	0-0	0-0	0	0	0		B. Manor	1	0	1	1-10	0-0	0	0	0	
R. Carter	4	1	5	0-0	0-0	0	0	0		W. Myers	1	0	1	0-0	0-0	0	0	0	
D. Latimer	4	1	5	0-0	0-0	0	0	0		TEAM TOTALS	48	19	67	2-21	0-0	0	0	0	



Houston 13, Denver 7

Sunday, Dec. 23, 1979 • 3 p.m. CST • Astrodome • Houston

WEATHER: Indoors • ATTENDANCE: 48,776 • TIME: 2:59

1979 AFC Wild Card Playoff Game

Toni Fritsch kicked two field goals that provided the margin of victory as the Houston Oilers played strong second-half defense to defeat the Denver Broncos 13-7 in an AFC Wild Card Playoff Game at the Astrodome in front of 48,776 fans.

Fritsch opened the scoring with a 31-yard first-quarter field goal, which capped an 11-play, 64-yard drive.

Denver came back to take a 7-3 lead later in the opening period on a 7-yard pass from Craig Morton to running back Dave Preston. The scoring drive covered 80 yards on 11 plays.

Houston went ahead to stay on a 3-yard run by Earl Campbell at 14:14 of the second quarter. The scoring drive totaled 74 yards on nine plays, but Campbell was injured on the touchdown run and did not return to action in the second half. Houston took the 10-7 lead into halftime.

After a scoreless third quarter, Denver linebacker Bob Swenson intercepted a Gifford Nielsen pass at the Oilers' 26-yard line midway through the fourth period. However, two sacks of Morton led to a 50-yard field goal attempt by Fred Steinfort that hit the upright.

On the ensuing possession, the Oilers drove for a second field goal by Fritsch, this one from 20 yards that provided the final victory margin for Houston.

Denver drove to the Houston 27-yard line at the 2-minute mark, but the Oilers' defense again rose to the occasion to stifle the threat and secure the win.

Oilers quarterback Dan Pastorini and wide receiver Ken Burrough left the contest due to injuries early in the second half, putting a severe crimp in the Houston attack. But the Broncos were able to move the ball for only 216 yards, and the tenacious Houston defense sacked Morton six times for 40 yards on the afternoon.

Morton finished the game with 144 yards on 14-of-27 passing with one touchdown and one interception. On the ground, Houston's defense held the Broncos to just 51 yards by Otis Armstrong and 29 by Larry Canada. Denver also was limited to 4-of-13 (30.8%) success on third down and was forced to punt six times in the contest.

For Houston, Pastorini threw for 149 yards on 8-of-18 passing with one interception. Campbell rushed for 50 yards on 16 carries and Carpenter added 59 yards on 16 carries.

OFFICIALS:

Referee — Gene Barth (14); **Umpire** — Bob Boylston (101); **Line Judge** — Bill Reynolds (53); **Side Judge** — Royal Cathcart (16); **Head Linesman** — Gil Mace (90); **Back Judge** — Jim Kearney (107); **Field Judge** — Bob Lewis (18).

DENVER BRONCOS

OFFENSE		DEFENSE	
WR 80 R. Upchurch	LE 79 B. Chavous	LT 70 D. Studdard	NT 68 R. Carter
LG 62 T. Glassic	RE 66 B. Manor	C 64 B. Bryan	LOLB 51 B. Swenson
RG 60 P. Howard	LILB 59 J. Rizzo	RT 71 C. Minor	RILB 53 R. Gradishar
TE 88 R. Odoms	ROLB 57 T. Jackson	WR 25 H. Moses	LCB 20 L. Wright
QB 7 C. Morton	RCB 43 S. Foley	RB 24 O. Armstrong	SS 36 B. Thompson
RB 32 J. Keyworth	WS 29 B. Jackson		

BRONCOS SUBSTITUTIONS: P 11 L. Prestridge, QB 14 N. Weese, K 15 J. Turner, K 19 F. Steinfort, CB 23 C. Pane, RB 30 J. Jensen, RB 35 L. Canada, SS 40 C. West, RB 46. D. Preston, LB 50 J. Ryan, C 55 K. Brown, LB 56 L. Evans, LB 58 R. Nairne, DE 63 J. Grant, G 65 G. Hyde, DT 72 D. Latimer, T 73 K. Clark, WR 81 S. Watson, WR 84 V. Kinney, TE 85 R. Egluff, TE 88 R. Odoms. **DID NOT PLAY:** QB 12 C. Penrose, S 47 G. Atkinson, DE 78 B. Radford.

HOUSTON OILERS

OFFENSE		DEFENSE	
WR 00 K. Burrough	DE 69 A. Dorris	LT 74 L. Gray	MG 78 C. Culp
LG 58 D. Carter	DE 65 E. Bethea	C 55 C. Mauck	LB 59 T. Washington
RG 60 E. Fisher	LB 54 G. Bingham	RT 70 C. Hayman	LB 53 A. Stringer
TE 86 M. Barber	LB 52 R. Brazile	WR 88 R. Caster	CB 33 J.C. Wilson
WR 88 R. Caster	CB 27 G. Sternrick	QB 7 D. Pastorini	SS 32 V. Perry
RB 45 T. Wilson	CS 37 M. Reinfeldt	RB 34 E. Campbell	

OILERS SUBSTITUTIONS: QB 12 G. Werkens, QB 14 G. Nielsen, K 16 T. Fritsch, P 18 C. Parsley, DB 20 B. Currier, DB 21 C. Jefferson, RB 26 R. Carpenter, DB 36 C. Hartwig, RB 42 B. Clark, RB 47 R. Coleman, LB 50 D. Hunt, LB 51 T. Thompson, LB 63 S. Baumgartner, DT 67 M. Stenerud, G 68 T. Randall, MG 71 K. Kennard, DE 75 J. Baker, T 76 M. Towns, WR 81 J. Groth, WR 82 M. Renfro, WR 85 R. Ellander, TE 87 C. Rucker. **DID NOT PLAY:** G 64 G. Reihner.

		1	2	3	4	OT	TOTAL	FIELD GOALS (made () & missed)	
VISITOR	Denver Broncos	7	0	0	0	—	7	F. Steinfort	50HU
HOME	Houston Oilers	3	7	0	3	—	13	T. Fritsch	(31) (20)

Team	Qtr	Clock Time	PLAY DESCRIPTION (Extra Point) (Drive Info)	SCORE	
				Visitor	Home
OILERS	1	4:58	T. Fritsch 31 yd. Field Goal (11-64, 4:59)	0	3
BRONCOS	1	11:33	D. Preston 7 yd. pass from C. Morton (J. Turner, kick) (11-80, 6:35)	7	3
OILERS	2	14:14	E. Campbell 3 yd. run (T. Fritsch, kick) (9-74, 1:47)	7	10
OILERS	4	10:42	T. Fritsch 20 yd. Field Goal (6-17, 3:35)	7	13

FINAL INDIVIDUAL STATISTICS

Denver Broncos										Houston Oilers																													
RUSHING																																							
O. Armstrong	ATT	YDS	AVG	LG	TD	R. Carpenter	ATT	YDS	AVG	LG	TD																												
L. Canada	12	51	4.3	15	0	E. Campbell	16	59	3.7	9	0																												
D. Preston	4	29	7.2	13	0	T. Wilson	16	50	3.1	9	1																												
J. Jensen	9	24	2.7	7	0	R. Coleman	8	21	2.6	5	0																												
R. Upchurch	4	5	1.2	3	0		2	5	2.5	4	0																												
C. Morton	1	3	3.0	3	0																																		
	2	0	0.0	0	0																																		
TOTAL	32	112	3.5	15	0	TOTAL	42	135	3.2	9	1																												
PASSING																																							
TKD/										TKD/																													
C. Morton	ATT	CMP	YDS	YD	TD	LG	IN	Rtg.	D. Pastorini	ATT	CMP	YDS	YD	TD	LG	IN	Rtg.																						
	27	14	144	6/40	1	25	1	64.4	G. Nielsen	18	8	149	1/11	0	41	1	50.0																						
										4	2	9	0/0	0	6	1	16.7																						
TOTAL	27	14	144	6/40	1	25	1	64.4	TOTAL	22	10	158	1/11	0	41	2	32.0																						
PASS RECEIVING																																							
NO										NO																													
D. Preston	YDS	AVG	LG	TD	T. Wilson	YDS	AVG	LG	TD																														
H. Moses	4	40	10.0	12	1	R. Carpenter	4	53	13.3	20	0																												
O. Armstrong	3	47	15.7	25	0	R. Coleman	3	26	8.7	13	0																												
R. Odoms	2	22	11.0	13	0	M. Barber	1	41	41.0	41	0																												
R. Egloff	2	3	1.5	3	0	E. Campbell	1	31	31.0	31	0																												
J. Jensen	1	17	17.0	17	0		1	7	7.0	7	0																												
L. Canada	1	11	11.0	11	0																																		
	1	4	4.0	4	0																																		
TOTAL	14	144	10.3	25	1	TOTAL	10	158	15.8	41	0																												
INTERCEPTIONS																																							
NO										NO																													
B. Thompson	YDS	AVG	LG	TD	G. Bingham	YDS	AVG	LG	TD																														
B. Swenson	1	12	12.0	12	0		1	15	15.0	15	0																												
	1	0	0.0	0	0																																		
TOTAL	2	12	6.0	12	0	TOTAL	1	15	15.0	15	0																												
PUNTING																																							
NO										NO																													
L. Prestridge	YDS	AVG	NET	TB	IN20	LG	C. Parsley	YDS	AVG	NET	TB	IN20	LG																										
	6	266	44.4	37.3	0	3	52		5	216	43.2	38.2	0	3	49																								
TOTAL	6	266	44.4	37.3	0	3	52	TOTAL	5	216	43.2	38.2	0	3	49																								
PUNT RETURNS																																							
NO										NO																													
R. Upchurch	YDS	AVG	FC	LG	TD	R. Ellender	YDS	AVG	FC	LG	TD																												
	2	25	12.5	0	17	0		5	42	8.4	1	17	0																										
RETURNS	2	25	12.5	0	17	0	RETURNS	5	42	8.4	1	17	0																										
KICKOFF RETURNS																																							
NO										NO																													
D. Preston	YDS	AVG	FC	LG	TD	C. Hartwig	YDS	AVG	FC	LG	TD																												
R. Upchurch	3	56	18.7	0	22	0		1	26	26.0	0	26	0																										
	1	27	27.0	0	27	0																																	
RETURNS	4	83	20.8	0	27	0	RETURNS	1	26	26.0	0	26	0																										
Denver Broncos																				Houston Oilers																			
Own										Own										Opp.																			
FUMBLES	Fum	Lost	Rec.	Yds	TD	FF	Rec.	Yds	TD	Bnds	Fum	Lost	Rec.	Yds	TD	FF	Rec.	Yds	TD	Bnds	FF	Rec.	Yds	TD	Bnds														
C. Morton	1	0	1	0	0	0	0	0	0	0		0	0	0	0	0	0	0	0	0	0		0	0	0	0	0												
TOTAL	1	0	1	0	0	0	0	0	0	0	TOTAL	0	0	0	0	0	0	0	0	0	0	TOTAL	0	0	0	0	0												

FINAL TEAM STATISTICS

BRONCOS										OILERS									
TOTAL FIRST DOWNS																			
17										15									
By Rushing										7									
By Passing										9									
By Penalty										1									
4-13-31%										7-17-40%									
THIRD DOWN EFFICIENCY																			
0-1-0%										0-1-0%									
FOURTH DOWN EFFICIENCY																			
216										282									
TOTAL NET YARDS																			
65										65									
Total Offensive Plays (inc. times thrown passing)																			
3.3										4.3									
Average gain per offensive play																			
112										135									
NET YARDS RUSHING																			
32										42									
Total Rushing Plays																			
3.5										3.2									
Average gain per rushing play																			
104										147									
NET YARDS PASSING																			
6-40										1-11									
Times thrown - yards lost attempting to pass																			
144										158									
Gross yards passing																			
27-14-1										22-10-2									
PASS ATTEMPTS-COMPLETIONS-HAD INTERCEPTED																			
3.1										6.4									
Average gain per pass play (inc. # thrown passing)																			
5-45										5-43									
PUNTS Number and Average																			
0										0									
Had Blocked																			
0-0										0-0									
FGs - PATs Had Blocked																			
37										57									
TOTAL RETURN YARDAGE (Not Including Kickoffs)																			
2-25										5-42									
No. and Yards Punt Returns																			
4-83										1-26									
No. and Yards Kickoff Returns																			
2-12										1-15									
No. and Yards Interception Returns																			
7-70										2-19									
PENALTIES Number and Yards																			
1-0										0-0									
FUMBLES Number and Lost																			
TOUCHDOWNS																			
1										1									
Rushing																			
1										0									
Passing																			
0										0									
Returns																			
1-1										1-1									
EXTRA POINTS Made-Attempts																			
0-1										2-2									
FIELD GOALS Made-Attempts																			
7										13									
SAFETIES																			
0										13									
FINAL SCORE																			
27-38										32-22									
TIME OF POSSESSION																			

BRONCOS DEFENSIVE STATISTICS

(based on unofficial press box statistics)

PLAYER	UT	A	TT	S-YDS	I-YDS	PD	FF	FR	PLAYER	UT	A	TT	S-YDS	I-YDS	PD	FF	FR
R. Gradishar	12	1	13	0-0	0-0	2	0	0	B. Manor	2	0	2	0-0	0-0	0	0	0
R. Carter	6	4	10	0-0	0-0	0	0	0	J. Rizzo	2	0	2	0-0	0-0	0	0	0
T. Jackson	4	2	6	0-0	0-0	0	0	0	J. Ryan	2	0	2	0-0	0-0	0	0	0
B. Jackson	4	1	5	0-0	0-0	0	0	0	L. Canada	1	0	1	0-0	0-0	0	0	0
B. Chavous	4	0	4	1-11	0-0	0	0	0	L. Evans	1	0	1	0-0	0-0	0	0	0
B. Swenson	4	0	4	0-0	1-0	1	0	0	J. Grant	1	0	1	0-0	0-0	0	0	0
D. Latimer	3	0	3	0-0	0-0	0	0	0	B. Thompson	1	0	1	0-0	1-12	0	0	0
L. Wright	3	0	3	0-0	0-0	2	0	0	C. West	1	0	1	0-0	0-0	0	0	0
S. Foley	2	0	2	0-0	0-0	2	0	0	TEAM TOTALS	53	8	61	1-11	2-12	7	0	0



Pittsburgh 33, Denver 10

Saturday, Dec. 30, 1978 • 2 p.m. MST • Three Rivers Stadium • Pittsburgh

WEATHER: Light Rain, 33°, Wind S 5 mph • **ATTENDANCE:** 48,921 • **TIME:** 3:02

1978 AFC Divisional Playoff Game

Two fourth-quarter touchdown passes by Pittsburgh quarterback Terry Bradshaw lifted the Steelers to a 33-10 victory against the Denver Broncos in an AFC Divisional Playoff Game in front of 48,921 fans at Three Rivers Stadium.

Bradshaw threw a 45-yard scoring pass to John Stallworth and a 38-yard touchdown to Lynn Swann in the final period, capping a brilliant performance by the Pittsburgh passer.

The Broncos took a 3-0 lead midway through the first quarter on a 37-yard Jim Turner field goal. The Steelers controlled the game following the score, however, posting 16 unanswered points to build a comfortable lead.

Pittsburgh running back Franco Harris scored his first touchdown of the game on a 1-yard plunge that capped an 8-play, 66-yard drive. After the missed extra point attempt, the Steelers held a 6-3 lead at the 12:27 mark of the first quarter.

The Steelers increased their lead on Harris' second touchdown of the game early in the second quarter. He scored on an 18-yard run that gave Pittsburgh a 13-3 advantage before Roy Gerela's 24-yarder upped its margin to 16-3 later in the quarter.

Denver moved to within six points, 16-10, on a 3-yard Dave Preston touchdown run with two minutes left in the first half. But with just seven seconds remaining in the second quarter, Gerela kicked another field goal, a 27-yarder, that sent the Broncos into the locker room trailing 19-10.

Denver threatened to pull closer in the third quarter, but Turner's 29-yard field goal attempt was blocked.

Early in the fourth quarter, Bradshaw found Stallworth for a 45-yard touchdown pass to cap a 4-play, 71-yard drive. A short time later, Swann hauled in a 38-yard touchdown pass from Bradshaw that put the Steelers ahead 33-10.

Pittsburgh recorded 425 yards of total offense with Bradshaw accounting for 272 through the air. He completed 16-of-29 (55.2%) passes to go along with the two touchdowns. Stallworth led all players with 156 yards on 10 receptions, and Swann finished with 52 yards on two catches.

The eventual World Champion Steelers limited the Broncos' offense to just 218 yards. Broncos quarterback Norris Weese finished the game with 118 yards on 8-of-16 passing and was sacked five times. He also was Denver's leading rusher, accounting for 43 yards on four carries.

OFFICIALS:

Referee — Gene Barth (14); **Umpire** — Gordon Wells (89); **Line Judge** — Bob Beeks (59); **Side Judge** — Royal Cathcart (16); **Head Linesman** — Ed Marion (26); **Back Judge** — John Fouch (45); **Field Judge** — Dick Dolack (31).

DENVER BRONCOS

OFFENSE		DEFENSE	
WR 82	J. Dolbin	LE 79	B. Chavous
LT 71	C. Minor	NT 68	R. Carter
LG 62	T. Glassic	RE 77	L. Alzado
C 64	B. Bryan	LOLB 51	B. Swenson
RG 60	P. Howard	LILB 59	J. Rizzo
RT 76	T. Neville	RILB 53	R. Gadsdhar
TE 88	R. Odoms	ROLB 57	T. Jackson
WR 25	H. Moses	LC 20	L. Wright
QB 7	C. Morton	RC 43	S. Foley
RB 41	R. Lytle	SS 36	B. Thompson
RB 32	J. Keyworth	WS 29	B. Jackson

BRONCOS SUBSTITUTIONS: P 10 B. Dilts, QB 14 N. Weese, K 15 J. Turner, DB 23 C. Pane, DB 27 M. Harvey, RB 33 L. Perrin, RB 35 L. Canada, DB 40 C. West, RB 46. D. Preston, C 50 B. Maples, LB 55 G. Turk, LB 56 L. Evans, LB 58 R. Nairne, DE 63 J. Grant, G 65 G. Hyde, WR 80 R. Upchurch, WR 84 V. Kinney, TE 87 B. Moore. **DID NOT PLAY:** QB 12 C. Penrose, RB 24 O. Armstrong, DE 66 B. Manor, G 67 S. Schindler.

PITTSBURGH STEELERS

OFFENSE		DEFENSE	
WR 82	J. Stallworth	LE 68	L. Greenwood
LT 55	J. Kolb	LT 75	J. Greene
LG 57	S. Davis	RT 64	S. Furness
C 52	M. Webster	RE 76	J. Banaszak
RG 74	R. Pinney	LLB 59	J. Ham
RT 79	L. Brown	MLB 58	J. Lambert
TE 84	R. Grossman	RLB 56	R. Cole
WR 88	L. Swann	LCB 29	R. Johnson
QB 12	T. Bradshaw	RCB 47	M. Blount
RB 20	R. Bleier	SS 31	D. Shell
RB 32	F. Harris	FS 23	M. Wagner

STEELERS SUBSTITUTIONS: P 5 C. Colquitt, K 10 R. Gerela, QB 15 M. Kruczek, DB 21 T. Dundy, DB 25 R. Oldham, DB 30 L. Anderson, RB 35 J. Deloplaime, RB 38 S. Thornton, RB 39 R. Moser, LB 51 L. Toews, LB 53 D. Winston, DE 65 T. Beasley, T 66 T. Petersen, DT 67 G. Dunn, DE 69 F. Anderson, G 72 G. Mullins, G 77 S. Courson, DE 78 D. White, WR 83 T. Bell, WR 86 J. Smith, TE 87 J. Mandich. **DID NOT PLAY:** QB 18 C. Stoudt, TE 89 B. Cunningham.

		1	2	3	4	OT	TOTAL	FIELD GOALS (made () & missed)	
VISITOR	Denver Broncos	3	7	0	0	—	10	J. Turner	(37) 29B
HOME	Pittsburgh Steelers	6	13	0	14	—	33	R. Gerela	(24) (27)

Team	Qtr	Clock Time	PLAY DESCRIPTION (Extra Point) (Drive Info)	SCORE	
				Visitor	Home
BRONCOS	1	9:10	J. Turner 37 yd. Field Goal (5-6, 3:41)	3	0
STEELERS	1	12:27	F. Harris 1 yd. run (kick failed) (8-66, 3:17)	3	6
STEELERS	2	1:36	F. Harris 18 yd. run (R. Gerela, kick) (4-43, 2:05)	3	13
STEELERS	2	8:54	R. Gerela 24 yd. Field Goal (8-38, 3:20)	3	16
BRONCOS	2	13:04	D. Preston 3 yd. run (J. Turner, kick) (4-49, 2:00)	10	16
STEELERS	2	14:53	R. Gerela 27 yd. Field Goal (7-45, 1:49)	10	19
STEELERS	4	3:29	J. Stallworth 45 yd. pass from T. Bradshaw (R. Gerela, kick) (4-71, 2:14)	10	26
STEELERS	4	4:03	L. Swann 38 yd. pass from T. Bradshaw (R. Gerela, kick) (2-29, 0:21)	10	33

FINAL INDIVIDUAL STATISTICS

Denver Broncos											Pittsburgh Steelers																																																																																																																																																																																																																																																																																																																																																																																																																																																																																																																																																																																																																																																																																																																																																																					
RUSHING																																																																																																																																																																																																																																																																																																																																																																																																																																																																																																																																																																																																																																																																																																																																																																																
ATT	YDS	AVG	LG	TD	ATT	YDS	AVG	LG	TD	ATT	YDS	AVG	LG	TD	ATT	YDS	AVG	LG	TD																																																																																																																																																																																																																																																																																																																																																																																																																																																																																																																																																																																																																																																																																																																																																													
N. Weese	4	43	10.7	12	0	F. Harris	24	105	4.4	18	2	R. Bleier	8	26	3.2	8	0	J. Keyworth	6	12	2.0	5	0	R. Moser	2	6	3.0	3	0	R. Lytle	5	6	1.2	4	0	T. Bradshaw	2	4	2.0	4	0	L. Perrin	6	6	1.0	8	0	S. Thornton	2	4	2.0	3	0	O. Armstrong	1	3	3.0	3	0	J. Deloplaine	1	4	4.0	4	0	L. Canada	1	3	3.0	3	0	J. Smith	1	4	4.0	4	0	TOTAL	27	87	3.2	12	1	TOTAL	40	153	3.8	18	2	TOTAL	40	153	3.8	18	2	TOTAL	27	87	3.2	12	1	TOTAL	40	153	3.8	18	2	PASSING																						ATT	CMP	YDS	YD	TD	LG	IN	Rtg.	ATT	CMP	YDS	YD	TD	LG	IN	Rtg.	ATT	CMP	YDS	YD	TD	LG	IN	Rtg.	N. Weese	16	8	118	5/30	0	28	0	74.5	T. Bradshaw	29	16	272	0/0	2	45	1	95.8	C. Morton	5	3	34	1/7	0	19	0	80.4	B. Diits	1	1	16	0/0	0	16	0	118.8	TOTAL	22	12	168	6/37	0	28	0	79.4	TOTAL	29	16	272	0/0	2	45	1	95.8	PASS RECEIVING																						NO	YDS	AVG	LG	TD	NO	YDS	AVG	LG	TD	NO	YDS	AVG	LG	TD	J. Dolbin	4	77	19.3	28	0	J. Stallworth	10	156	15.6	45	1	H. Moses	2	33	16.5	19	0	R. Grossman	4	64	16.0	22	0	D. Preston	2	19	9.5	16	0	L. Swann	2	52	26.0	38	1	L. Perrin	2	16	8.0	11	0	TOTAL	12	168	14.0	28	0	TOTAL	16	272	17.0	45	2	INTERCEPTIONS																						NO	YDS	AVG	LG	TD	NO	YDS	AVG	LG	TD	B. Swenson	1	4	4.0	4	0	B. Thompson	0	6	6.0	6	0	TOTAL	1	10	10.0	6	0	TOTAL	0	0	0.0	—	0	PUNTING																						NO	YDS	AVG	NET	TB	IN20	LG	NO	YDS	AVG	NET	TB	IN20	LG	B. Diits	6	204	34.0	29.3	0	1 43	C. Colquitt	2	72	36.0	21.0	0	1 38	TOTAL	6	204	34.0	29.3	0	1 43	TOTAL	2	72	36.0	21.0	0	1 38	PUNT RETURNS																						NO	YDS	AVG	FC	LG	TD	NO	YDS	AVG	FC	LG	TD	R. Upchurch	2	30	15.0	0	22	0	T. Bell	3	7	2.3	1	4	0	J. Deloplaine	1	21	21.0	0	21	0	J. Smith	0	0	0.0	1	0	0	RETURNS	2	30	15.0	0	22	0	RETURNS	4	28	7.0	2	21	0	KICKOFF RETURNS																						NO	YDS	AVG	FC	LG	TD	NO	YDS	AVG	FC	LG	TD	R. Upchurch	3	47	15.7	0	24	0	L. Anderson	2	57	28.5	0	30	0	L. Perrin	1	18	18.0	0	18	0	S. Thornton	1	8	8.0	0	8	0	J. Keyworth	1	5	5.0	0	5	0	RETURNS	6	70	11.7	0	24	0	RETURNS	3	65	21.7	0	30	0	Denver Broncos																						FUMBLE	Fum	Lost	Own	Rec.	Yds	TD	FF	Rec.	Yds	TD	Out	Bnds	Pittsburgh Steelers										L. Canada	1	1	0	0	0	0	0	0	0	0	0	0	D. Shell	0	0	0	0	0	0	0	0	0	0	0	0	T. Bell	1	0	0	0	0	0	0	0	0	0	0	0	T. Dungy	0	0	1	0	0	0	0	0	0	0	0	0	T. Bradshaw	2	1	1	-12	0	0	0	0	0	0	0	0	R. Bleier	1	0	0	0	0	0	0	0	0	0	0	0	R. Grossman	0	0	1	0	0	0	0	0	0	0	0	0	D. Winston	0	0	0	1	0	0	0	1	0	0	0	0	TOTAL	2	2	0	0	0	0	1	0	0	0	0	0	TOTAL	4	1	3	-12	0	0	2	0	0	0	0	0
TOTAL	27	87	3.2	12	1	TOTAL	40	153	3.8	18	2	TOTAL	40	153	3.8	18	2	TOTAL	27	87	3.2	12	1	TOTAL	40	153	3.8	18	2																																																																																																																																																																																																																																																																																																																																																																																																																																																																																																																																																																																																																																																																																																																																																			
PASSING																																																																																																																																																																																																																																																																																																																																																																																																																																																																																																																																																																																																																																																																																																																																																																																
ATT	CMP	YDS	YD	TD	LG	IN	Rtg.	ATT	CMP	YDS	YD	TD	LG	IN	Rtg.	ATT	CMP	YDS	YD	TD	LG	IN	Rtg.																																																																																																																																																																																																																																																																																																																																																																																																																																																																																																																																																																																																																																																																																																																																																									
N. Weese	16	8	118	5/30	0	28	0	74.5	T. Bradshaw	29	16	272	0/0	2	45	1	95.8	C. Morton	5	3	34	1/7	0	19	0	80.4	B. Diits	1	1	16	0/0	0	16	0	118.8	TOTAL	22	12	168	6/37	0	28	0	79.4	TOTAL	29	16	272	0/0	2	45	1	95.8																																																																																																																																																																																																																																																																																																																																																																																																																																																																																																																																																																																																																																																																																																																											
PASS RECEIVING																																																																																																																																																																																																																																																																																																																																																																																																																																																																																																																																																																																																																																																																																																																																																																																
NO	YDS	AVG	LG	TD	NO	YDS	AVG	LG	TD	NO	YDS	AVG	LG	TD																																																																																																																																																																																																																																																																																																																																																																																																																																																																																																																																																																																																																																																																																																																																																																		
J. Dolbin	4	77	19.3	28	0	J. Stallworth	10	156	15.6	45	1	H. Moses	2	33	16.5	19	0	R. Grossman	4	64	16.0	22	0	D. Preston	2	19	9.5	16	0	L. Swann	2	52	26.0	38	1	L. Perrin	2	16	8.0	11	0	TOTAL	12	168	14.0	28	0	TOTAL	16	272	17.0	45	2																																																																																																																																																																																																																																																																																																																																																																																																																																																																																																																																																																																																																																																																																																																											
INTERCEPTIONS																																																																																																																																																																																																																																																																																																																																																																																																																																																																																																																																																																																																																																																																																																																																																																																
NO	YDS	AVG	LG	TD	NO	YDS	AVG	LG	TD																																																																																																																																																																																																																																																																																																																																																																																																																																																																																																																																																																																																																																																																																																																																																																							
B. Swenson	1	4	4.0	4	0	B. Thompson	0	6	6.0	6	0	TOTAL	1	10	10.0	6	0	TOTAL	0	0	0.0	—	0																																																																																																																																																																																																																																																																																																																																																																																																																																																																																																																																																																																																																																																																																																																																																									
PUNTING																																																																																																																																																																																																																																																																																																																																																																																																																																																																																																																																																																																																																																																																																																																																																																																
NO	YDS	AVG	NET	TB	IN20	LG	NO	YDS	AVG	NET	TB	IN20	LG																																																																																																																																																																																																																																																																																																																																																																																																																																																																																																																																																																																																																																																																																																																																																																			
B. Diits	6	204	34.0	29.3	0	1 43	C. Colquitt	2	72	36.0	21.0	0	1 38	TOTAL	6	204	34.0	29.3	0	1 43	TOTAL	2	72	36.0	21.0	0	1 38																																																																																																																																																																																																																																																																																																																																																																																																																																																																																																																																																																																																																																																																																																																																																					
PUNT RETURNS																																																																																																																																																																																																																																																																																																																																																																																																																																																																																																																																																																																																																																																																																																																																																																																
NO	YDS	AVG	FC	LG	TD	NO	YDS	AVG	FC	LG	TD																																																																																																																																																																																																																																																																																																																																																																																																																																																																																																																																																																																																																																																																																																																																																																					
R. Upchurch	2	30	15.0	0	22	0	T. Bell	3	7	2.3	1	4	0	J. Deloplaine	1	21	21.0	0	21	0	J. Smith	0	0	0.0	1	0	0	RETURNS	2	30	15.0	0	22	0	RETURNS	4	28	7.0	2	21	0																																																																																																																																																																																																																																																																																																																																																																																																																																																																																																																																																																																																																																																																																																																																							
KICKOFF RETURNS																																																																																																																																																																																																																																																																																																																																																																																																																																																																																																																																																																																																																																																																																																																																																																																
NO	YDS	AVG	FC	LG	TD	NO	YDS	AVG	FC	LG	TD																																																																																																																																																																																																																																																																																																																																																																																																																																																																																																																																																																																																																																																																																																																																																																					
R. Upchurch	3	47	15.7	0	24	0	L. Anderson	2	57	28.5	0	30	0	L. Perrin	1	18	18.0	0	18	0	S. Thornton	1	8	8.0	0	8	0	J. Keyworth	1	5	5.0	0	5	0	RETURNS	6	70	11.7	0	24	0	RETURNS	3	65	21.7	0	30	0																																																																																																																																																																																																																																																																																																																																																																																																																																																																																																																																																																																																																																																																																																																																
Denver Broncos																																																																																																																																																																																																																																																																																																																																																																																																																																																																																																																																																																																																																																																																																																																																																																																
FUMBLE	Fum	Lost	Own	Rec.	Yds	TD	FF	Rec.	Yds	TD	Out	Bnds	Pittsburgh Steelers																																																																																																																																																																																																																																																																																																																																																																																																																																																																																																																																																																																																																																																																																																																																																																			
L. Canada	1	1	0	0	0	0	0	0	0	0	0	0	D. Shell	0	0	0	0	0	0	0	0	0	0	0	0	T. Bell	1	0	0	0	0	0	0	0	0	0	0	0	T. Dungy	0	0	1	0	0	0	0	0	0	0	0	0	T. Bradshaw	2	1	1	-12	0	0	0	0	0	0	0	0	R. Bleier	1	0	0	0	0	0	0	0	0	0	0	0	R. Grossman	0	0	1	0	0	0	0	0	0	0	0	0	D. Winston	0	0	0	1	0	0	0	1	0	0	0	0	TOTAL	2	2	0	0	0	0	1	0	0	0	0	0	TOTAL	4	1	3	-12	0	0	2	0	0	0	0	0																																																																																																																																																																																																																																																																																																																																																																																																																																																																																																																																																																																																																																															

FINAL TEAM STATISTICS

BRONCOS											STEELERS										
THIRD DOWN EFFICIENCY																					
3-14-21%											6-14-43%										
FOURTH DOWN EFFICIENCY																					
1-2-50%											3-4-75%										
TOTAL NET YARDS																					
218											425										
Total Offensive Plays (inc. times thrown passing)																					
55											69										
Average gain per offensive play																					
3.9											6.1										
NET YARDS RUSHING																					
87											153										
Total Rushing Plays																					
27											48										
Average gain per rushing play																					
3.2											3.8										
NET YARDS PASSING																					
131											272										
Times thrown — yards lost attempting to pass																					
6-37											0-0										
Gross yards passing																					
168											272										
PASS ATTEMPTS-COMPLETIONS-HAD INTERCEPTED																					
22-12-0											29-16-1										
Average gain per pass play (inc. # thrown passing)																					
4.8											9.4										
PUNTS Number and Average																					
6-34											2-36										
Had Blocked																					
0											0										
FGs — PATs Had Blocked																					
1-0											0-0										
TOTAL RETURN YARDAGE (Not Including Kickoffs)																					
110											93										
No. and Yards Punt Returns																					
2-30											4-28										
No. and Yards Kickoff Returns																					
6-70											3-65										
No. and Yards Interception Returns																					
1-10											0-0										
PENALTIES Number and Yards																					
8-104											11-88										
FUMBLES Number and Lost																					
2-2											4-1										
TOUCHDOWNS																					
1											4										
Rushing																					
0											2										
Passing																					
0											2										
EXTRA POINTS Made-Attempts																					
1-1											0-4										
FIELD GOALS Made-Attempts																					
1-2											2-2										
FINAL SCORE																					
10											33										
TIME OF POSSESSION																					
29:39											30:21										

BRONCOS DEFENSIVE STATISTICS

(based on unofficial press box statistics)

PLAYER	BRONCOS							STEELERS																				
	UT	A	TT	S-YDS	I-YDS	PD	FF	FR	UT	A	TT	S-YDS	I-YDS	PD	FF	FR												
R. Gradishar	8	5	13	0-0	0-0	0	0	0	0	0	0	0	0	0	0	0	J. Grant	3	1	4	0-0	0-0	0	0	0	0	0	0
S. Foley	7	2	9	0-0	0-0	1	0	0	0	0	0	0	0	0	0	0	B. Manor	3	1	4	0-0	0-0	0	0	0	0	0	0
B. Swenson	6	3	9	0-0	1-4	1	0	0	0	0	0	0	0	0	0	0	B. Thompson	3	1	4	0-0	0-6	1	0	0	0	0	0
J. Rizzo	6	2	8	0-0	0-0	0	0	0	0	0	0	0	0	0	0	0	R. Carter	2	1	3	0-0	0-0	0	0	0	0	0	0
L. Wright	5	1	6	0-0	0-0	1	0	0	0	0	0	0	0	1	1	0	B. Jackson	2	1	3	0-0	0-0	1	1	0	0	0	0
T. Alzado	4	2	6	0-0	0-0	0	0	0	0	0	0	0	0	0	0	0	G. Turk	2	0	2	0-0	0-0	0	0	0	0	0	0
L. Jackson	4	2	6	0-0	0-0	1	0	1	0	1	0	1	0	0	0	0	C. West	1	0	1	0-0	0-0	0	0	0	0	0	0
B. Chavous	3	2	5	0-0	0-0	0	0	0	0	0	0	0	0	0	0	0	D. Latimer	1	0	1	0-0	0-0	0	0	0	0	0	0
L. Evans	3	1	4	0-0	0-0	0	0	0	0	0	0	0	0	0	0	0	TEAM TOTALS	63	25	88	0-0	1-10	6	1	1	0	0	0



Dallas 27, Denver 10

Sunday, Jan. 15, 1978 • 5:17 p.m. CST • Louisiana Superdome • New Orleans

WEATHER: Indoors • ATTENDANCE: 76,400 • TIME: 3:32

Super Bowl XII



The Dallas Cowboys evened their Super Bowl record at 2-2 by defeating the Denver Broncos 27-10

in Super Bowl XII before a sellout crowd of 76,400 fans at the Louisiana Superdome and 90 million television viewers, the largest audience ever to watch a sporting event at the time.

Dallas converted two interceptions by safety Randy Hughes and cornerback Aaron Kyle into 10 points in the first quarter. Efen Herrera added a 43-yard field goal in the second quarter to give the Cowboys a 13-0 halftime advantage.

The Denver offense struggled through the first two quarters. Playing in their first-ever Super Bowl, the Broncos ended the opening half with five giveaways (3 fumbles, 2 interceptions) on their final five possessions.

The Broncos came back momentarily to start the third quarter when Craig Morton engineered a drive to the Cowboys' 30-yard line, where Jim Turner booted a 47-yard field goal to make the score 13-3. After an exchange of punts, Dallas wide receiver Butch Johnson made a spectacular diving catch in the end zone to complete a 45-yard pass from Roger Staubach and put the Cowboys ahead 20-3 at 8:01 of the third quarter.

On the ensuing kickoff, the momentum swung back to the Broncos when Rick Upchurch returned the kick 67 yards to the Dallas 26. Norris Weese relieved Morton at quarterback on the second play of the series with Morton, who was intercepted only eight times during the regular season, having thrown a Super Bowl-record four interceptions in the contest. Weese provided a spark, guiding the Broncos to a touchdown (1-yard run by Rob Lytle) that cut the Dallas lead to 20-10 with 5:39 left in the third.

But Dallas clinched the victory when running back Robert Newhouse threw a 29-yard touchdown pass to Golden Richards on an option play at 7:56 of the fourth quarter.

The Cowboys' offense totaled 325 yards while their defense limited the Broncos to 156 yards for an average of 2.7 yards per play. Dallas also won the time-of-possession battle by posting a 38:34-to-21:26 advantage.

Staubach completed 17-of-25 (68.0%) passes for 183 yards with one touchdown for a 102.6 passer rating. Defensive end Harvey Martin and defensive tackle Randy White, who were named co-MVPs, led a Cowboys defense that posted eight takeaways (4 fumbles, 4 interceptions) for the game.

OFFICIALS:

Referee — Jim Tunney (32); **Umpire** — Joe Connell (57); **Line Judge** — Art Holst (33); **Head Linesman** — Tony Veteri (36); **Back Judge** — Ray Douglas (5); **Field Judge** — Bob Wortman (84).

DENVER BRONCOS

OFFENSE		DEFENSE	
WR 82	J. Dolbin	LE 79	B. Chavous
LT 74	A. Maurer	NT 68	R. Carter
LG 62	T. Glassic	RE 77	L. Alzado
C 52	M. Montler	LOLB 51	B. Swenson
RG 60	P. Howard	LILB 59	J. Rizzo
RT 71	C. Minor	RILB 53	R. Gradishar
TE 88	R. Odoms	ROLB 57	T. Jackson
WR 25	H. Moses	LCB 20	L. Wright
QB 17	C. Morton	RCB 43	S. Foley
RB 24	O. Armstrong	SS 36	B. Thompson
RB 32	J. Keyworth	FS 29	B. Jackson

BRONCOS SUBSTITUTIONS: P 10 B. Dilts, QB 14 N. Weese, K 15 J. Turner, DB 21 R. Pottl, RB 30 J. Jensen, RB 35 L. Perrin, DB 40 R. Rich, RB 41 R. Lytle, C 50 B. Maples, LB 55 G. Turk, LB 56 L. Evans, LB 58 R. Nairne, DE 63 J. Grant, G 65 G. Hyde, DE 66 B. Manor, DT 70 P. Smith, T 73 H. Allison, WR 80 R. Upchurch, TE 85 R. Egloff, WR 86 J. Schultz. **DID NOT PLAY:** QB 12 C. Penrose. **INACTIVE:** DB 26 L. Riley, G 67 S. Schindler.


DALLAS COWBOYS

OFFENSE		DEFENSE	
WR 86	B. Johnson	LE 72	E. Jones
LT 73	R. Neely	LT 75	J. Pugh
LG 68	H. Scott	RT 54	R. White
C 62	J. Fitzgerald	RE 79	H. Martin
RG 64	T. Rafferty	LLB 56	T. Henderson
RT 67	P. Donovan	MLB 53	B. Breunig
TE 89	B. DuPree	RLB 50	D. D. Lewis
WR 88	D. Pearson	LCB 31	B. Barnes
QB 12	R. Staubach	RCB 25	A. Kyle
RB 33	T. Dorsett	SS 41	C. Waters
RB 44	R. Newhouse	FS 43	C. Harris

COWBOYS SUBSTITUTIONS: K 1 E. Herrera, QB/P 11 D. White, DB 20 M. Renfro, RB 21 D. Dennison, RB 26 P. Pearson, RB 35 S. Laidlaw, RB 36 L. Brinson, S 42 R. Hughes, CB 46 M. Washington, LB 57 B. Huther, LB 58 M. Hegman, LB 59 G. Brown, OL 61 J. Cooper, DL 63 L. Cole, DE 65 D. Stalls, G 66 B. Lawless, T 70 R. Wright, T 71 A. Frederick, DL 77 B. Gregory, WR 80 T. Hill, WR 83 G. Richards. **INACTIVE:** QB 18 G. Careno, TE 87 J. Saldi.

		1	2	3	4	OT	TOTAL		FIELD GOALS (made () & missed)
VISITOR	Dallas Cowboys	10	3	7	7	—	27		E. Herrera (35) (43) 43WL 32WR 44WL
HOME	Denver Broncos	0	0	10	0	—	10		J. Turner (47)

Team	Qtr	Clock Time	PLAY DESCRIPTION (Extra Point) (Drive Info)	SCORE	
				Visitor	Home
COWBOYS	1	10:31	T. Dorsett 3 yd. run (E. Herrera, kick) (5-25, 2:40)	7	0
COWBOYS	1	13:29	E. Herrera 35 yd. Field Goal (6-17, 1:56)	10	0
COWBOYS	2	3:44	E. Herrera 43 yd. Field Goal (8-32, 3:31)	13	0
BRONCOS	3	2:28	J. Turner 47 yd. Field Goal (9-35, 2:28)	13	3
COWBOYS	3	8:01	B. Johnson 45 yd. pass from R. Staubach (E. Herrera, kick) (6-58, 2:29)	20	3
BRONCOS	3	9:21	R. Lytle 1 yd. run (J. Turner, kick) (5-26, 1:20)	20	10
COWBOYS	4	7:56	G. Richards 29 yd. pass from R. Newhouse (E. Herrera, kick) (1-29, 0:07)	27	10



Denver 20, Oakland 17

Sunday, Jan. 1, 1978 • 12 p.m. MST • Mile High Stadium • Denver

WEATHER: Mostly Sunny, 18°, Wind NE 3 mph • **ATTENDANCE:** 74,982 • **TIME:** 2:55

1977 AFC Championship Game

Denver quarterback Craig Morton threw two touchdown passes to wide receiver Haven Moses that helped the Broncos defeat the defending Super Bowl champion Oakland Raiders 20-17 in the AFC Championship Game in front of 74,982 fans at Mile High Stadium.

Morton completed 10-of-20 (50.0%) passes for 224 yards with two touchdowns and one interception, guiding the Broncos to their first-ever Super Bowl berth. The win was the Broncos' second against the Raiders in three meetings with the club during the 1977 season.

The Raiders scored on their initial possession when Errol Mann kicked a 20-yard field goal to end an 18-play, 54-yard drive 10:34 into the first quarter. Morton connected with Moses for the Broncos' first touchdown two plays later on a 74-yard scoring pass, giving Denver a 7-3 advantage. Despite several Raiders comeback attempts, the Broncos did not surrender the lead for the remainder of the game.

Denver took advantage of two costly Oakland turnovers to increase its lead in the second half. Defensive end Bronson Manor recovered running back Clarence Davis' fumble at the Oakland 17, and running back Jon Keyworth scored from the 1-yard line to increase the Broncos' lead to 14-3 at 6:23 of the third quarter.

Oakland quarterback Ken Stabler found tight end Dave Casper for the first of two scoring passes, a 7-yarder, to narrow the Denver lead to 14-10 with 39 seconds elapsed in the final period. On Oakland's next possession, linebacker Bob Swenson intercepted a Stabler pass to put the Broncos in position for another score. Morton then threw a 12-yard touchdown pass to Moses for the Broncos' final score at 7:17 of the period, giving the club a 20-10 advantage.

Oakland finished the scoring on its next series when Stabler threw a 17-yard touchdown pass to Casper with less than four minutes to play. Denver controlled the ball for the final 3:08 and gave Red Miller the AFC title in his first year as head coach.

Moses, a 10-year veteran, led all players with 168 yards on five catches (33.6 avg.) with two touchdowns. On the ground, Denver ran 37 times and used a balanced attack to gain 91 yards with Lonnie Perrin leading the way (11 carries, 42 yards).

The Denver defense, which was No. 1 in the NFL against the run during the regular season, held the Raiders to 94 rushing yards (2.6 avg.) and limited Oakland to just 204 passing yards while adding one interception and one sack.

OFFICIALS:

Referee — Chuck Heberling (46); **Umpire** — Ralph Morcroft (15); **Line Judge** — Bruce Alford (24); **Head Linesman** — Ed Marion (26); **Back Judge** — Stan Javie (29); **Field Judge** — Arman Terzian (23).

DENVER BRONCOS

OFFENSE		DEFENSE	
WR 82 J. Dolbin	DE 79 B. Chavous	LT 74 A. Maurer	NT 68 R. Carter
LG 62 T. Glassic	DE 77 L. Alzado	C 52 M. Montler	LB 53 R. Gradishar
RG 60 P. Howard	LB 51 B. Swenson	RT 71 C. Minor	LB 57 T. Jackson
TE 88 R. Odoms	LB 59 J. Rizzo	WR 25 H. Moses	LCB 20 L. Wright
QB 7 C. Morton	RCB 43 S. Foley	RB 41 R. Lytle	S 36 B. Thompson
RB 32 J. Keyworth	S 29 B. Jackson		

BRONCOS SUBSTITUTIONS: P 10 B. Dilts, QB 14 N. Weese, K 15 J. Turner, DB 21 R. Polt, RB 24 O. Armstrong, RB 30 J. Jensen, RB 35 L. Perrin, DB 40 R. Rich, RB 41 R. Lytle, C 50 B. Maples, LB 55 G. Turk, LB 56 L. Evans, LB 58 R. Nairne, DE 63 J. Grant, G 65 G. Hyde, DE 66 B. Manor, G 67 S. Schindler, DT 70 P. Smith, WR 80 R. Upchurch, TE 85 R. Egloff, WR 86 J. Schultz. **DID NOT PLAY:** QB 12 C. Penrose. **INACTIVE:** DB 26 L. Riley, T 73 H. Allison.

OAKLAND RAIDERS

OFFENSE		DEFENSE	
WR 21 C. Branch	LE 72 J. Matuszak	LT 78 A. Shell	ME 74 D. Rowe
LG 63 G. Upshaw	RE 60 O. Sistrunk	C 50 D. Dalby	LB 52 F. Rice
RG 64 G. Buehler	LB 58 M. Johnson	RT 70 H. Lawrence	LB 39 W. Hall
TE 87 D. Casper	LB 83 T. Hendricks	WR 25 F. Biletnikoff	CB 37 L. Hayes
QB 12 K. Stabler	CB 24 W. Brown	RB 28 C. Davis	S 26 S. Thomas
RB 30 M. van Eeghen	S 32 J. Tatum		

RAIDERS SUBSTITUTIONS: P 1 R. Guy, QB 11 D. Humm, K 14 E. Mann, DB 20 N. Colzie, DB 22 J. Warren, RB 29 H. Ginn, RB 31 C. Garrett, RB 35 T. Robiskie, RB 40 P. Banaszak, DB 42 S. Jackson, TE 46 W. Bankston, WR 49 Siani, LB 52 F. Rice, LB 56 J. Barnes, LB 57 R. McClanahan, G 65 M. Marvin, C 66 S. Sylvester, DE 67 P. Toomay, DT 76 M. McCoy, WR 81 M. Bradshaw. **DID NOT PLAY:** QB 15 M. Rae, G 75 Vella. **INACTIVE:** LB 53 R. Martin, TE 88 T. Kwalick.

		1	2	3	4	OT	TOTAL	FIELD GOALS (made () & missed)		
VISITOR	Oakland Raiders	3	0	0	14	—	17	E. Mann	(20)	19HU
HOME	Denver Broncos	7	0	7	6	—	20	J. Turner	40WL	21 WR 44WL

Team	Qtr	Clock Time	PLAY DESCRIPTION (Extra Point) (Drive Info)	SCORE	
				Visitor	Home
RAIDERS	1	10:34	E. Mann 20 yd. Field Goal (18-54, 7:44)	3	0
BRONCOS	1	11:01	H. Moses 74 yd. pass from C. Morton (J. Turner, kick) (2-69, 0:27)	3	7
BRONCOS	3	6:23	J. Keyworth 1 yd. run (J. Turner, kick) (4-17, 1:48)	3	14
RAIDERS	4	0:39	D. Casper 7 yd. pass from K. Stabler (E. Mann, kick) (6-48, 2:25)	10	14
BRONCOS	4	7:17	H. Moses 12 yd. pass from C. Morton (pass failed) (3-17, 1:29)	10	20
RAIDERS	4	11:44	D. Casper 17 yd. pass from K. Stabler (E. Mann, kick) (8-74, 4:17)	17	20

FINAL INDIVIDUAL STATISTICS

Oakland Raiders										Denver Broncos									
RUSHING	ATT	YDS	AVG	LG	TD	RUSHING	ATT	YDS	AVG	LG	TD	RUSHING	ATT	YDS	AVG	LG	TD		
M. van Eeghen	20	71	3.6	13	0	L. Perrin	11	42	3.8	10	0	R. Lytle	7	26	3.7	8	0		
P. Banaszak	7	22	3.1	9	0	J. Keyworth	8	19	2.4	7	1	O. Armstrong	7	16	2.3	8	0		
C. Davis	9	1	0.1	6	0	J. Jensen	1	2	2.0	2	0	C. Morton	2	-4	-2.0	-2	0		
TOTAL	36	94	2.6	13	0	H. Moses	1	-10	-10.0	-10	0	TOTAL	37	91	2.5	10	1		
PASSING	ATT	CMP	YDS	TD	LG	IN	Rtg.	PASSING	ATT	CMP	YDS	TD	LG	IN	Rtg.				
K. Stabler	35	17	215	1/11	2	26	1	75.3	C. Morton	20	10	224	1/7	2	74	1			
TOTAL	35	17	215	1/11	2	26	1	75.3	TOTAL	20	10	224	1/7	2	74	1			
PASS RECEIVING	NO	YDS	AVG	LG	TD	PASS RECEIVING	NO	YDS	AVG	LG	TD								
D. Casper	5	71	14.2	26	2	H. Moses	5	168	33.6	74	2								
F. Biletnikoff	4	38	9.5	15	0	L. Perrin	2	20	10.0	16	0								
C. Branch	3	59	19.7	24	0	J. Jensen	1	20	20.0	20	0								
M. van Eeghen	2	8	4.0	5	0	R. Odoms	1	13	13.0	13	0								
M. Bradshaw	1	25	25.0	25	0	J. Keyworth	1	3	3.0	3	0								
M. Siani	1	12	12.0	12	0	TOTAL	10	224	22.4	74	2								
P. Banaszak	1	2	2.0	2	0	INTERCEPTIONS	NO	YDS	AVG	LG	TD								
TOTAL	17	215	12.6	26	2	F. Rice	1	11	11.0	11	0								
INTERCEPTIONS	NO	YDS	AVG	LG	TD	TOTAL	1	11	11.0	11	0								
B. Swenson	1	14	14.0	14	0	PUNTING	NO	YDS	AVG	NET	TB	IN20	LG						
TOTAL	1	14	14.0	14	0	R. Guy	5	180	36.0	25.6	2	0	44						
PUNTING	NO	YDS	AVG	NET	TB	IN20	LG	PUNTING	NO	YDS	AVG	NET	TB	IN20	LG				
R. Guy	5	180	36.0	25.6	2	0	44	B. Dilts	4	163	40.8	39.5	0	1	55				
TOTAL	5	180	36.0	25.6	2	0	44	TOTAL	4	163	40.8	39.5	0	1	55				
PUNT RETURNS	NO	YDS	AVG	FC	LG	TD	PUNT RETURNS	NO	YDS	AVG	FC	LG	TD						
C. Garrett	2	5	2.5	0	5	0	R. Upchurch	2	12	6.0	0	9	0						
RETURNS	2	5	2.5	0	5	0	RETURNS	2	12	6.0	0	9	0						
KICKOFF RETURNS	NO	YDS	AVG	FC	LG	TD	KICKOFF RETURNS	NO	YDS	AVG	FC	LG	TD						
C. Garrett	3	111	37.0	0	62	0	R. Upchurch	2	33	16.5	0	18	0						
C. Davis	1	25	25.0	0	25	0	J. Schultz	1	20	20.0	0	20	0						
RETURNS	4	136	34.0	0	62	0	RETURNS	4	67	16.8	0	20	0						
Oakland Raiders	Own	Opp.	Out	Denver Broncos	Own	Opp.	Out												
FUMBLES	Fum	Lost	Rec.	Yds	TD	FF	Rec.	Yds	TD	FF	Rec.	Yds	TD	Bnds					
C. Davis	1	1	0	0	0	0	0	0	0	0	1	0	0	0					
C. Garrett	1	1	0	0	0	0	0	0	0	0	1	0	0	0					
TOTAL	2	2	0	0	0	0	0	0	0	0	2	0	0	0					

FINAL TEAM STATISTICS

RAIDERS										BRONCOS											
TOTAL FIRST DOWNS	20					16					PUNTS Number and Average	5-36					4-41				
By Rushing	6					6					Had Blocked	0					0				
By Passing	11					8					FGs - PATS Had Blocked	0-0					0-0				
By Penalty	3					2					TOTAL RETURN YARDAGE (Not Including Kickoffs)	152					93				
THIRD DOWN EFFICIENCY	7-16-44%					5-13-39%					No. and Yards Punt Returns	2-5					2-12				
FOURTH DOWN EFFICIENCY	1-1-100%					0-0-0%					No. and Yards Kickoff Returns	4-136					4-67				
TOTAL NET YARDS	298					308					No. and Yards Interception Returns	1-11					1-14				
Total Offensive Plays (inc. times thrown passing)	72					58					PENALTIES Number and Yards	2-6					8-46				
Average gain per offensive play	4.1					5.3					FUMBLES Number and Lost	2-2					0-0				
NET YARDS RUSHING	94					91					TOUCHDOWNS	2					3				
Total Rushing Plays	36					37					Rushing	0					1				
Average gain per rushing play	2.6					2.5					Passing	2					2				
NET YARDS PASSING	204					217					Returns	0					0				
Times thrown - yards lost attempting to pass	1-11					1-7					EXTRA POINTS Made-Attempts	2-2					2-3				
Gross yards passing	215					224					FIELD GOALS Made-Attempts	1-2					0-3				
PASS ATTEMPTS-COMPLETIONS-HAD INTERCEPTED	35-17-1					20-10-1					SAFETIES	0					0				
Average gain per pass play (inc. # thrown passing)	5.7					10.3					FINAL SCORE	17					20				
											TIME OF POSSESSION	32:59					27:01				

BRONCOS DEFENSIVE STATISTICS

(based on unofficial press box statistics)

RAIDERS										BRONCOS									
PLAYER	UT	A	TT	S-YDS	I-YDS	PD	FF	FR	PLAYER	UT	A	TT	S-YDS	I-YDS	PD	FF	FR		
R. Gradishar	4	4	8	0-0	0-0	2	0	0	T. Jackson	4	1	5	0-0	0-0	0	0	0		
L. Alzado	5	2	7	0-0	0-0	0	0	0	L. Wright	3	0	3	0-0	0-0	0	0	0		
B. Jackson	6	0	6	0-0	0-0	1	0	0	B. Chavous	2	1	3	0-0	0-0	1	0	0		
J. Rizzo	4	2	6	0-0	0-0	1	0	0	S. Foley	2	0	2	0-0	0-0	7	0	0		
B. Swenson	4	2	6	0-0	1-14	0	0	0	L. Evans	1	0	1	0-0	0-0	0	0	1		
R. Carter	3	3	6	1-11	0-0	0	0	0	R. Nairne	0	1	1	0-0	0-0	0	0	0		
J. Grant	5	0	5	0-0	0-0	0	0	0	B. Manor	0	0	0	0-0	0-0	1	0	1		
B. Thompson	5	0	5	0-0	0-0	0	0	0	TEAM TOTALS	48	16	64	1-11	1-14	13	0	1		



Denver 34, Pittsburgh 21

Sunday, Dec. 24, 1977 • 2 p.m. MST • Mile High Stadium • Denver

WEATHER: Sunny, 43°, Wind E 9 mph • **ATTENDANCE:** 75,011 • **TIME:** 3:15

1977 AFC Divisional Playoff Game

After ties at 7, 14 and 21, Jim Turner kicked a 44-yard field goal in the fourth quarter that put Denver ahead to stay as the Broncos beat the Pittsburgh Steelers 34-21 in an AFC Divisional Playoff Game in front of 75,011 fans at Mile High Stadium.

Denver, in its first-ever playoff game, took a 7-0 lead when running back Rob Lytle broke through the Steelers' defense to score on a 7-yard run midway through the first quarter. The score came four plays after a Steelers punt was blocked by John Schultz and recovered at Pittsburgh's 17-yard line.

Pittsburgh pulled even in the second quarter when quarterback Terry Bradshaw scampers in for a 1-yard score. Later in the period, linebacker Tom Jackson recovered a fumble at Pittsburgh's 10-yard line that set up a 10-yard touchdown run by Otis Armstrong on the next play to give Denver a 14-7 lead. The teams entered halftime tied at 14 after Franco Harris scored on a 1-yard touchdown run late in the second quarter.

The Broncos regained the lead, 21-14, when Riley Odoms hauled in a 30-yard pass from Craig Morton for a third-quarter touchdown. Pittsburgh answered early in the fourth quarter with a 1-yard touchdown pass from Bradshaw to Larry Brown.

Midway through the final quarter, Denver went on top to stay on the strength of a 44-yard field goal by Turner. On their next drive, the Broncos opened up a 6-point lead when Turner hit a 25-yard field goal with just less than six minutes left in the game. Denver then put the contest out of reach when Morton tossed his second touchdown of the game on a strike to Jack Dolbin from 34 yards out. The score was set up after Jackson intercepted his second pass of the game, giving the Broncos the ball on Pittsburgh's 33-yard line.

Morton finished the game completing 11-of-23 passes for 164 yards with two touchdowns as the Broncos racked up 258 yards of offense against one of the NFL's top defenses. Odoms led all players with five receptions for 43 yards, and Moses chipped in 45 receiving yards on two catches.

Denver's "Orange Crush" defense kept the Steelers off balance all game, holding Bradshaw to just 177 passing yards on 19-of-37 attempts and intercepting him three times. Jackson posted three takeaways (2 interceptions, 1 fumble) while Broncos safety Billy Thompson registered a team-high 13 tackles, including 10 solo stops, to help the club earn the first postseason win in franchise history.

OFFICIALS:

Referee — Gene Barth (14); **Umpire** — Paul Trepinski (22); **Line Judge** — Royal Cathcart (16); **Head Linesman** — Frank Glover (85); **Back Judge** — Bob Rice (80); **Field Judge** — Ed Merrifield (76).

DENVER BRONCOS

OFFENSE		DEFENSE	
WR 25 H. Moses	LE 79 B. Chavous	LT 74 A. Maurer	NT 68 R. Carter
LG 62 T. Glassic	RE 77 L. Alzado	C 52 M. Montler	LB 51 B. Swenson
RG 60 P. Howard	LB 53 R. Gradishar	RT 71 C. Minor	LB 57 T. Jackson
TE 88 R. Odoms	LB 59 J. Rizzo	WR 82 J. Dolbin	LCB 20 L. Wright
QB 7 C. Morton	RCB 43 S. Foley	RB 41 R. Lytle	S 36 B. Thompson
RB 32 J. Keyworth	S 29 B. Jackson		

BRONCOS SUBSTITUTIONS: P 10 B. Dilts, QB 10 N. Weese, K 15 J. Turner, DB 21 R. Polti, RB 24 O. Armstrong, RB 30 J. Jensen, DB 40 R. Rich, RB 41 R. Lytle, C 50 B. Maples, LB 55 G. Turk, LB 56 L. Evans, LB 58 R. Nairne, DE 63 J. Grant, G 65 G. Hyde, DE 66 B. Manor, G 67 S. Schindler, DT 70 P. Smith, WR 80 R. Upchurch, TE 85 R. Egloff, WR 86 J. Schultz. **DID NOT PLAY:** QB 12 C. Penrose, RB 35 L. Perrin. **INACTIVE:** DB 26 L. Riley, T 73 H. Allison.

PITTSBURGH STEELERS

OFFENSE		DEFENSE	
WR 82 J. Stallworth	LE 64 S. Furness	LT 57 S. Davis	RT 73 J. Greene
LG 55 J. Kolb	RE 75 E. Holmes	C 52 M. Webster	RE 78 D. White
RG 50 J. Clack	LB 59 J. Ham	RT 74 R. Pinney	LB 58 J. Lambert
TE 79 L. Brown	LB 51 L. Toews	WR 88 L. Swann	CB 24 J.T. Thomas
QB 12 T. Bradshaw	CB 45 J. Allen	RB 20 R. Bleier	S 31 D. Shell
RB 32 F. Harris	S 27 G. Edwards		

STEELERS SUBSTITUTIONS: K 10 R. Gerela, QB 16 N. Graff, P 17 R. Engles, DB 21 T. Dundy, RB 28 A. Maxson, DB 29 B. Sexton, RB 38 S. Thornton, RB 46 R. Harrison, LB 53 D. Winston, LB 54 D. LaCrosse, LB 56 R. Cole, LB 60 B. Cousino, T 66 T. Peterson, DE 68 L. Greenwood, G 72 G. Mullins, T 74 R. Pinney, TE 84 R. Grossman, WR 85 E. Pough, WR 86 J. Smith, TE 89 B. Cunningham. **DID NOT PLAY:** WR 43 F. Lewis, CB 47 M. Blount. **INACTIVE:** QB 18 C. Stout, RB 36 J. Deloplaïne.

		1	2	3	4	OT	TOTAL	FIELD GOALS (made () & missed)	
VISITOR	Pittsburgh Steelers	0	14	0	7	—	21		
HOME	Denver Broncos	7	7	7	13	—	34	J. Turner	(44) (25)

Team	Qtr	Clock Time	PLAY DESCRIPTION (Extra Point) (Drive Info)	SCORE	
				Visitor	Home
BRONCOS	1	8:47	R. Lytle 7 yd. run (J. Turner, kick) (4-17, 1:56)	0	7
STEELERS	2	5:59	T. Bradshaw 1 yd. run (R. Gerela, kick) (11-56, 5:10)	7	7
BRONCOS	2	10:45	O. Armstrong 10 yd. run (J. Turner, kick) (1-10, 0:04)	7	14
STEELERS	2	13:19	F. Harris 1 yd. run (R. Gerela, kick) (9-65, 2:35)	14	14
BRONCOS	3	13:36	R. Odoms 30 yd. pass from C. Morton (J. Turner, kick) (4-41, 1:01)	14	21
STEELERS	4	4:05	L. Brown 1 yd. pass from T. Bradshaw (R. Gerela, kick) (4-61, 1:42)	21	21
BRONCOS	4	7:43	J. Turner 44 yd. Field Goal (7-39, 3:29)	21	24
BRONCOS	4	9:50	J. Turner 25 yd. Field Goal (4-2, 1:36)	21	27
BRONCOS	4	13:16	J. Dolbin 34 yd. pass from C. Morton (J. Turner, kick) (2-33, 0:13)	21	34

FINAL INDIVIDUAL STATISTICS

Pittsburgh Steelers											Denver Broncos														
RUSHING	ATT	YDS	AVG	LG	TD						RUSHING	ATT	YDS	AVG	LG	TD									
F. Harris	28	92	3.3	20	1						O. Armstrong	11	44	4.0	29	1									
T. Bradshaw	4	21	5.3	11	1						R. Lytle	12	26	2.2	7	1									
R. Bleier	7	14	2.0	5	0						J. Keyworth	5	20	4.4	6	0									
												J. Jensen	4	13	3.3	5	0								
												C. Morton	5	0	0.0	6	0								
TOTAL	39	127	3.3	20	2						TOTAL	37	103	2.8	29	2									
PASSING											PASSING														
	ATT	CMP	YDS	TKD/YD	TD	LG	IN	Rtg.				ATT	CMP	YDS	TKD/YD	TD	LG	IN	Rtg.						
T. Bradshaw	37	19	177	0/0	1	48	3	40.0			C. Morton	23	11	164	1/9	2	34	0	100.6						
TOTAL	37	19	177	0/0	1	48	3	40.0			TOTAL	23	11	164	1/9	2	34	0	100.6						
PASS RECEIVING											PASS RECEIVING														
	NO	YDS	AVG	LG	TD							NO	YDS	AVG	LG	TD									
F. Stallworth	4	80	20.0	48	0						R. Odoms	5	43	8.6	30	1									
F. Harris	4	20	5.0	12	0						H. Moses	2	45	22.5	27	0									
B. Cunningham	3	42	14.0	19	0						J. Jensen	2	33	16.5	29	0									
A. Maxson	3	11	3.7	10	0						J. Dolbin	1	34	34.0	34	1									
R. Bleier	2	10	5.0	7	0						O. Armstrong	1	9	9.0	9	0									
R. Grossman	1	7	7.0	7	0																				
L. Swann	1	6	6.0	6	0																				
L. Brown	1	1	1.0	1	1																				
TOTAL	19	177	9.3	48	1						TOTAL	11	164	14.9	34	2									
INTERCEPTIONS											INTERCEPTIONS														
	NO	YDS	AVG	LG	TD							NO	YDS	AVG	LG	TD									
												T. Jackson	2	49	24.5	32	0								
												B. Jackson	1	15	15.0	15	0								
TOTAL	0	0	0.0	—	0						TOTAL	3	64	21.3	32	0									
PUNTING											PUNTING														
	NO	YDS	AVG	NET	TB	IN20	LG					NO	YDS	AVG	NET	TB	IN20	LG							
R. Engles	5	204	40.8	38.4	0	0	55				B. Dilts	5	188	37.6	31.4	0	1	41							
TOTAL	5	204	40.8	38.4	0	0	55				TOTAL	5	188	37.6	31.4	0	1	41							
PUNT RETURNS											PUNT RETURNS														
	NO	YDS	AVG	FC	LG	TD						NO	YDS	AVG	FC	LG	TD								
J. Smith	4	31	7.8	1	17	0					B. Thompson	2	5	2.5	0	3	0								
												J. Schultz	1	4	4.0	0	4	0							
												R. Upchurch	1	3	3.0	1	3	0							
RETURNS	4	31	7.8	1	17	0					RETURNS	4	12	3.0	1	4	0								
KICKOFF RETURNS											KICKOFF RETURNS														
	NO	YDS	AVG	FC	LG	TD						NO	YDS	AVG	FC	LG	TD								
J. Smith	4	80	20.0	0	34	0					R. Upchurch	3	58	19.3	0	26	0								
A. Maxson	1	24	24.0	0	24	0					J. Schultz	1	27	27.0	0	27	0								
RETURNS	5	104	20.8	0	34	0					RETURNS	4	85	21.3	0	27	0								
Pittsburgh Steelers											Denver Broncos														
	Fum	Lost	Rec.	Yds	TD	Opp.		Yds	TD	Bnds				Fum	Lost	Rec.	Yds	TD	Opp.		Yds	TD	Bnds		
B. Cunningham	1	0	1	0	0	0	0	0	0	0			R. Gradishar	1	0	0	0	0	1	5	0	0	0	0	0
F. Harris	1	0	0	0	0	0	0	0	0	0			T. Jackson	0	0	1	25	0	0	0	0	0	0	0	0
J. Greene	0	0	0	0	0	0	1	0	0	0			J. Keyworth	1	1	0	0	0	0	0	0	0	0	0	0
TOTAL	2	1	1	0	0	0	1	0	0	0			TOTAL	3	1	2	25	0	1	1	5	0	0	0	0

FINAL TEAM STATISTICS

STEELERS											BRONCOS																					
TOTAL FIRST DOWNS											TOTAL FIRST DOWNS																					
By Rushing											18											15										
By Passing											10											5										
By Penalty											8											9										
THIRD DOWN EFFICIENCY											11-22-50%											4-13-31%										
FOURTH DOWN EFFICIENCY											1-2-50%											0-1-0%										
TOTAL NET YARDS											304											258										
Total Offensive Plays (inc. times thrown passing)											76											61										
Average gain per offensive play											4.0											4.2										
NET YARDS RUSHING											127											103										
Total Rushing Plays											39											37										
Average gain per rushing play											3.3											2.8										
NET YARDS PASSING											177											155										
Times thrown – yards lost attempting to pass											0-0											1-9										
Gross yards passing											177											164										
PASS ATTEMPTS-COMPLETIONS-HAD INTERCEPTED											37-19-3											23-11-0										
Average gain per pass play (inc. # thrown passing)											4.8											6.5										
PUNTS Number and Average											6-34											5-38										
Had Blocked											1											0										
FGs – PATs Had Blocked											0-0											0-0										
TOTAL RETURN YARDAGE (Not Including Kickoffs)											135											161										
No. and Yards Punt Returns											4-31											4-12										
No. and Yards Kickoff Returns											5-104											4-85										
No. and Yards Interception Returns											0-0											3-64										
PENALTIES Number and Yards											10-67											3-20										
FUMBLE Number and Lost											2-1											3-1										
TOUCHDOWNS											3											4										
Rushing											2											2										
Passing											1											2										
Returns											0											0										
EXTRA POINTS Made-Attempts											3-3											4-4										
FIELD GOALS Made-Attempts											0-0											2-2										
SAFETIES											0											0										
FINAL SCORE											21											34										
TIME OF POSSESSION											34:26											25:34										

BRONCOS DEFENSIVE STATISTICS

(based on unofficial press box statistics)

PLAYER	UT	A	TT	S-YDS	I-YDS	PD	FF	FR	STEELERS										
									UT	A	TT	S-YDS	I-YDS	PD	FF	FR			
B. Thompson	10	3	13	0-0	0-0	0	0	0											
R. Gradishar	5	5	10	0-0	0-0	1	0	0											
T. Jackson	7	1	8	0-0	2-49	2	0	1											
J. Rizzo	5	2	7	0-0	0-0	1	0	0											
B. Swenson	4	2	6	0-0	0-0	0	0	0											
B. Jackson	4	1	5	0-0	1-15	1	0	0											
L. Alzado	3	2	5	0-0	0-0	0	1	0											
B. Chavous	4	0	4	0-0	0-0	0	0	0											
L. Wright	3	0	3	0-0	0-0	2	0	0											
TEAM TOTALS												53	23	76	0-0	3-64	8	1	1

INDIVIDUAL & TEAM RECORDS



YEAR-BY-YEAR HEAD COACHES/RECORDS

Season	Coach	W	L	T	Pct.
1960	Frank Filchock	4	9	1	
1961	Frank Filchock	9	11	0	
	Filchock's totals	7	20	1	.268
1962	Jack Faulkner	7	7	0	
1963	Jack Faulkner	2	11	1	
1964	Jack Faulkner	0	4	0	
	Faulkner's totals	9	22	1	.297
1964	Mac Speedie	2	7	1	
1965	Mac Speedie	4	10	0	
1966	Mac Speedie	0	2	0	
	Speedie's totals	6	19	1	.250
1966	Ray Malavasi	4	8	0	
	Malavasi's totals	4	8	0	.333
1967	Lou Saban	3	11	0	
1968	Lou Saban	5	9	0	
1969	Lou Saban	5	8	1	
1970	Lou Saban	5	8	1	
1971	Lou Saban	2	6	1	
	Saban's totals	20	42	3	.331
1971	Jerry Smith	2	3	0	
	Smith's totals	2	3	0	.400
1972	John Ralston	5	9	0	
1973	John Ralston	7	9	2	
1974	John Ralston	7	6	1	
1975	John Ralston	6	8	0	
1976	John Ralston	9	5	0	
	Ralston's totals	34	33	3	.507
1977	Red Miller	12	2	0	
	Playoffs	2	1	0	
1978	Red Miller	10	6	0	
	Playoffs	0	1	0	
1979	Red Miller	10	6	0	
	Playoffs	0	1	0	
1980	Red Miller	8	8	0	
	Miller's regular season totals	40	22	0	.645
	Miller's overall totals	42	25	0	.627
1981	Dan Reeves	10	6	0	
1982	Dan Reeves	2	7	0	
1983	Dan Reeves	9	7	0	
	Playoffs	0	1	0	
1984	Dan Reeves	13	3	0	
	Playoffs	0	1	0	
1985	Dan Reeves	11	5	0	
1986	Dan Reeves	2	1	0	
	Playoffs	2	1	0	
1987	Dan Reeves	10	4	1	
	Playoffs	2	1	0	
1988	Dan Reeves	8	8	0	
1989	Dan Reeves	11	5	0	
	Playoffs	2	1	0	
1990	Dan Reeves	5	11	0	
1991	Dan Reeves	12	4	0	
	Playoffs	1	1	0	
1992	Dan Reeves	18	8	0	
	Reeves' regular season totals	110	73	1	.600
	Reeves' overall totals	117	79	1	.596
1993	Wade Phillips	9	7	0	
	Playoffs	0	1	0	
1994	Wade Phillips	7	9	0	
	Phillips' regular season totals	16	16	0	.500
	Phillips' overall totals	17	0	.485	
1995	Mike Shanahan	8	8	0	
1996	Mike Shanahan	13	3	0	
	Playoffs	0	1	0	
1997	Mike Shanahan	12	4	0	
	Playoffs	4	0	0	
1998	Mike Shanahan	14	2	0	
	Playoffs	3	0	0	
1999	Mike Shanahan	6	10	0	
2000	Mike Shanahan	11	5	0	
	Playoffs	0	1	0	
2001	Mike Shanahan	8	8	0	
2002	Mike Shanahan	9	7	0	
2003	Mike Shanahan	10	6	0	
	Playoffs	10	6	0	
2004	Mike Shanahan	13	3	0	
	Playoffs	1	1	0	
2006	Mike Shanahan	9	7	0	
2007	Mike Shanahan	7	9	0	
2008	Mike Shanahan	8	8	0	
	Shanahan's regular season totals	138	86	0	.616
	Shanahan's overall totals	146	91	0	.616
2009	Josh McDaniels	8	8	0	
2010	Josh McDaniels	3	9	0	
	McDaniels' totals	11	17	0	.393
2010	Eric Stutesville	1	3	0	
	Stutesville's totals	1	3	0	.250
2011	John Fox	8	8	0	
	Playoffs	1	1	0	
2012	John Fox	13	3	0	
	Playoffs	0	1	0	
2013	John Fox	13	3	0	
	Playoffs	2	1	0	

Season	Coach	W	L	T	Pct.
2014	John Fox	12	4	0	
	Playoffs	0	1	0	
	Fox's regular season totals	46	18	0	.719
	Fox's overall totals	49	22	0	.690
2015	Gary Kubiak	12	4	0	
	Playoffs	3	0	0	
2016	Gary Kubiak	9	7	0	
	Kubiak's regular season totals	21	11	0	.656
	Kubiak's overall totals	24	11	0	.686
2017	Vance Joseph	5	11	0	
2018	Vance Joseph	6	10	0	
	Joseph's regular season totals	11	21	0	.344
	Joseph's overall totals	11	21	0	.344
2019	Vic Fangio	7	9	0	
2020	Vic Fangio	5	11	0	
2021	Vic Fangio	7	10	0	
	Fangio's regular season totals	19	30	0	.388
	Fangio's overall totals	19	30	0	.388

MOST OVERALL WINS

Coach	Years	W	L	T	Pct.
Mike Shanahan	1995-2008	146	91	0	.616
Dan Reeves	1981-92	117	79	1	.596
John Fox	2011-14	49	22	0	.690
Red Miller	1977-80	42	25	0	.627
John Ralston	1972-76	34	33	3	.507
Gary Kubiak	2015-16	24	11	0	.686
Lou Saban	1967-71	20	42	3	.331
Vic Fangio	2019-21	19	30	0	.388
Wade Phillips	1993-94	16	17	0	.485
Josh McDaniels	2009-10	11	17	0	.393
Vance Joseph	2017-18	11	21	0	.344

MOST REG. SEASON WINS

Coach	Years	W	L	T	Pct.
Mike Shanahan	1995-2008	138	86	0	.616
Dan Reeves	1981-92	110	73	1	.600
John Fox	2011-14	46	18	0	.719
Red Miller	1977-80	40	22	0	.645
John Ralston	1972-76	34	33	3	.507
Gary Kubiak	2015-16	21	11	0	.656
Lou Saban	1967-71	20	42	3	.331
Vic Fangio	2019-21	19	30	0	.388
Wade Phillips	1993-94	16	16	0	.500
Josh McDaniels	2009-10	11	17	0	.393
Vance Joseph	2017-18	11	21	0	.344

MOST PLAYOFF WINS

Coach	Years	W	L	T	Pct.
Mike Shanahan	1995-2008	8	5	0	.615
Dan Reeves	1981-92	7	6	0	.538
Gary Kubiak	2015	3	0	0	1.000
John Fox	2011-14	3	4	0	.429
Red Miller	1977-80	2	3	0	.400
Wade Phillips	1993-94	0	1	0	.000

BEST OVERALL WIN PCT.

Coach	Years	W	L	T	Pct.
John Fox	2011-14	49	22	0	.690
Gary Kubiak	2015-16	24	11	0	.686
Red Miller	1977-80	42	25	0	.627
Mike Shanahan	1995-2008	146	91	0	.616
Dan Reeves	1981-92	117	79	1	.596
John Ralston	1972-76	34	33	3	.507
Wade Phillips	1993-94	16	17	0	.485
Josh McDaniels	2009-10	11	17	0	.393
Vic Fangio	2019-21	19	30	0	.388
Vance Joseph	2017-18	11	21	0	.344

BEST REG. SEASON WIN PCT.

Coach	Years	W	L	T	Pct.
John Fox	2011-14	46	18	0	.719
Gary Kubiak	2015-16	21	11	0	.656
Red Miller	1977-80	40	22	0	.645
Mike Shanahan	1995-2008	138	86	0	.616
Dan Reeves	1981-92	110	73	1	.600
John Ralston	1972-76	34	33	3	.507
Wade Phillips	1993-94	16	16	0	.500
Josh McDaniels	2009-10	11	17	0	.393
Vic Fangio	2019-21	19	30	0	.388
Vance Joseph	2017-18	11	21	0	.344

ATTENDANCE MARKS

BRONCOS LARGEST CROWDS

HOME		ROAD/NEUTRAL			
77,160	vs. Green Bay	Oct. 29, 2007	101,063	S.B. XXI vs. NYG (Pasadena)*	Jan. 25, 1987
77,112	vs. New England*	Jan. 24, 2016	93,503	at Dallas	Nov. 7, 2021
77,110	vs. New England*	Jan. 19, 2014	92,758	at Dallas	Oct. 6, 2013
77,076	vs. Kansas City	Nov. 17, 2013	91,020	at Los Angeles Raiders	Oct. 28, 1984
77,075	vs. Green Bay	Nov. 1, 2015	90,153	at Los Angeles Raiders	Nov. 2, 1986
77,047	vs. San Francisco	Oct. 19, 2014	87,560	at Los Angeles Raiders	Dec. 3, 1989
77,038	vs. Pittsburgh	Oct. 21, 2007	85,247	at Washington	Nov. 15, 2009
77,031	vs. Washington	Oct. 27, 2013	83,941	at San Francisco (London)	Oct. 31, 2010
77,029	vs. Minnesota	Oct. 4, 2015	82,529	S.B. XLVIII vs. Sea. (NY/NJ)*	Feb. 2, 2014
77,002	vs. Philadelphia	Sept. 29, 2013	81,285	at N.Y. Giants	Sept. 15, 2013
*Playoff Game			*Playoff Game		

2001-Present — Empower Field at Mile High

1960-2000 — Mile High Stadium/Bears Stadium

BRONCOS REGULAR SEASON ATTENDANCE BY SEASON

Year	Home	Road	Total	Year	Home	Road	Total
1960	91,333	115,994	207,327	1991	584,214	466,818	1,051,032
1961	74,508	122,315	196,823	1992	597,704	503,447	1,101,151
1962	178,485	146,442	324,927	1993	590,808	521,349	1,112,157
1963	132,218	165,995	298,213	1994	574,180	524,941	1,099,121
1964	118,259	166,744	285,003	1995	583,510	455,634	1,039,144
1965	219,786	215,992	435,778	1996	589,296	462,194	1,051,490
1966	192,198	203,799	395,997	1997	590,189	499,942	1,090,131
1967	231,801	247,696	479,497	1998	597,462	546,021	1,143,483
1968	281,374	278,008	559,382	1999	577,309	531,728	1,109,037
1969	326,851	276,755	603,606	2000	604,042	535,988	1,140,030
1970	355,739	330,184	685,923	2001	600,283	514,920	1,115,203
1971	358,400	377,642	736,042	2002	604,904	557,070	1,161,974
1972	361,414	412,073	773,487	2003	607,167	526,919	1,134,086
1973	356,327	351,334	707,661	2004	601,031	539,587	1,140,618
1974	347,322	354,367	701,689	2005	608,790	558,598	1,167,388
1975	342,375	347,944	690,319	2006	610,782	544,955	1,155,737
1976	436,468	349,126	785,594	2007	612,893	526,919	1,139,812
1977	524,595	370,917	895,512	2008	604,074	555,556	1,159,630
1978	598,085	470,756	1,068,841	2009	600,928	538,731	1,139,659
1979	597,521	427,040	1,024,561	2010	599,264	530,184	1,129,448
1980	593,084	473,680	1,066,764	2011	602,618	506,992	1,109,612
1981	598,224	475,360	1,073,584	2012	613,062	544,717	1,157,779
1982	369,555	183,046	552,601	2013	614,977	*579,168	1,194,145
1983	592,493	385,022	977,515	2014	615,427	541,250	1,156,677
1984	585,233	450,442	1,035,675	2015	615,381	526,497	1,141,878
1985	589,500	452,847	1,042,347	2016	614,193	519,750	1,133,943
1986	589,037	526,550	1,115,587	2017	610,846	492,808	1,103,654
1987	498,715	370,586	869,301	2018	611,571	480,753	1,092,324
1988	597,680	487,571	1,085,251	2019	607,497	496,694	1,104,191
1989	588,144	542,541	1,130,685	2020	*15,896	26,008	41,904
1990	560,703	509,425	1,070,128	2021	*686,129	557,752	*1,243,881
*Broncos records				TOTAL	30,433,859	26,302,083	56,735,937

BRONCOS SEASON TICKET SALES

19602,675	*197662,215	*199273,592	*200873,996
19615,775	*197773,089	*199373,182	*200973,988
19625,042	*197873,092	*199473,072	*201073,992
19637,624	*197973,313	*199573,222	*201173,992
19648,002	*198073,298	*199673,180	*201274,092
196522,905	*198173,380	*199773,275	*201374,109
196618,898	*198273,380	*199873,972	*201474,113
196724,650	*198373,377	*199973,997	*201574,118
196827,348	*198473,347	*200073,855	*201674,123
196931,936	*198573,309	*200173,825	*201774,018
*197043,580	*198673,348	*200273,576	*201874,119
*197147,500	*198774,147	*200373,583	*201974,134
*197248,000	*198874,147	*200473,590	*2020N/A
*197348,000	*198973,952	*200573,846	*202174,128
*197449,000	*199073,966	*200673,972		
*197549,000	*199173,682	*200773,984		

*Season tickets sold out. Every Broncos home game at Mile High Stadium (1970-2000) and Empower Field at Mile High (2001-20) has been a sellout since the beginning of the 1970 season with the exception of two replacement games played during the 1987 strike (both games were sold out before the strike). The Broncos have thus sold out 392 consecutive regular-season games, and with postseason games the total reaches 414.

^Due to the COVID-19 pandemic, 2020 season tickets were deferred to the 2021 season.

BRONCOS STATISTICAL HISTORY

TEAM OFFENSE YEAR-BY-YEAR

	Total Plays	First Downs	Rush Yards	League Rank	Pass Yards	League Rank	Total Yards	League Rank	Total Points
1960	958	248	1,1958th	3,2473rd	4,4426th	309
1961	934	219	1,0918th	2,7203rd	3,8117th	251
1962	885	270	1,2987th	3,4041st	4,7024th	353
1963	832	230	1,5086th	2,4878th	3,9957th	301
1964	908	207	1,3118th	2,0218th	3,3328th	240
1965	959	255	1,8292nd	2,6403rd	4,4692nd	303
1966	815	171	1,1739th	1,9959th	3,1689th	196
1967	852	172	1,2659th	1,6828th	2,9479th	256
1968	889	217	1,6147th	2,3576th	3,9717th	255
1969	841	243	1,6376th	2,5245th	4,1616th	297
1970	883	217	1,8029th	2,02519th	3,82718th	253
1971	891	217	2,09310th	2,06517th	4,15811th	203
1972	831	237	1,83818th	2,6343rd	4,4725th	325
1973	893	253	1,95414th	2,5193rd	4,4736th	354
1974	861	258	2,1575th	2,3289th	4,4855th	302
1975	964	268	1,99313th	2,5417th	4,53410th	254
1976	901	239	1,93219th	2,20412th	4,13616th	315
1977	886	223	2,04311th	1,86315th	3,90617th	274
1978	1,039	294	2,4518th	2,37817th	4,82914th	282
1979	1,044	306	2,04018th	3,10213th	5,14212th	289
1980	992	286	1,86520th	2,77718th	4,64225th	310
1981	1,062	306	1,89521st	3,5318th	5,42614th	321
1982*	592	170	1,01817th	1,81915th	2,83715th	148
1983	1,025	292	1,78423rd	3,02720th	4,81126th	302
1984	1,018	299	2,07610th	2,85924th	4,93522nd	353
1985	1,152	339	1,85116th	3,6456th	5,49610th	380
1986	1,042	319	1,67820th	3,53810th	5,21615th	378
1987	1,070	331	1,97012th	3,6543rd	5,6242nd	379
1988	1,077	338	1,81519th	3,6916th	5,5068th	327
1989	1,071	308	2,0926th	3,00123rd	5,09315th	362
1990	1,035	323	1,87214th	3,3417th	5,2138th	331
1991	1,012	284	2,0158th	2,99717th	5,01212th	304
1992	928	234	1,50025th	2,93019th	4,43021st	262
1993	1,060	327	1,69318th	3,7684th	5,4615th	373
1994	1,112	346	1,47023rd	4,0174th	5,4876th	347
1995	1,060	344	1,9955th	4,0457th	6,0403rd	388
1996	1,092	336	2,3621st	3,42913th	5,7911st	391
1997	1,068	340	2,3784th	3,4949th	5,8721st	472
1998	1,041	347	2,4682nd	3,6247th	6,0923rd	501
1999	1,053	308	1,86412th	3,41915th	5,28314th	314
2000	1,115	383	2,3113rd	4,2433rd	6,5542nd	485
2001	1,034	304	1,87710th	2,94025th	4,81722nd	340
2002	1,057	357	2,2665th	3,8248th	6,0903rd	392
2003	1,047	334	2,6292nd	2,96922nd	5,5987th	381
2004	1,070	351	2,3334th	3,9996th	6,3325th	381
2005	1,030	330	2,5392nd	3,22718th	5,7665th	395
2006	973	285	2,1528th	2,79925th	4,95121st	319
2007	976	305	1,9579th	3,58413th	5,54111th	320
2008	1,019	354	1,86212th	4,4713rd	6,3332nd	370
2009	1,032	306	1,83618th	3,62713th	5,46315th	325
2010	1,018	309	1,54426th	4,0387th	5,58213th	344
2011	1,017	286	2,6321st	2,43431st	5,06623rd	309
2012	1,090	380	1,83216th	4,5345th	6,3664th	481
2013	1,156	435	1,87315th	5,4441st	7,3171st	606
2014	1,067	360	1,78515th	4,4614th	6,4464th	482
2015	1,056	314	1,71817th	3,97014th	5,68816th	355
2016	1,020	290	1,48427th	3,685T-21st	5,16927th	333
2017	1,075	297	1,85212th	3,33320th	5,18517th	289
2018	1,015	320	1,90712th	3,69519th	5,60219th	329
2019	954	279	1,66220th	3,11528th	4,77728th	282
2020	1,030	308	1,91813th	3,45126th	5,36923rd	323
2021	1,036	331	2,02513th	3,59319th	5,61819th	335

*players strike; nine-game season

League rankings for 1960-69 reflect American Football League ranking; The AFL had eight teams from 1960-65, nine teams from 1966-67 and 10 teams from 1968-69; The NFL had 26 teams from 1970-75; 28 teams from 1976-94; 30 teams from 1995-98; 31 teams from 1999-2001 and 32 teams from 2002-Present.

TEAM DEFENSE YEAR-BY-YEAR

	Total Plays	First Downs	Rush Yards	League Rank	Pass Yards	League Rank	Total Yards	League Rank	Total Points
1960	927	254	2,145	8th	2,987	5th	5,132	8th	393
1961	899	233	1,633	5th	2,785	5th	4,418	6th	432
1962	862	234	1,868	5th	2,670	5th	4,538	6th	334
1963	828	254	1,687	6th	3,394	8th	5,081	7th	473
1964	902	271	2,064	8th	2,906	3rd	4,970	7th	438
1965	850	244	1,337	3rd	2,960	7th	4,297	7th	392
1966	871	251	2,029	8th	2,515	3rd	4,544	6th	381
1967	921	276	2,076	8th	3,125	8th	5,201	9th	409
1968	917	251	1,861	7th	3,163	10th	5,024	10th	404
1969	918	278	1,709	7th	2,932	10th	4,641	8th	344
1970	838	199	1,351	3rd	2,354	18th	3,705	7th	264
1971	825	206	1,834	14th	1,985	5th	3,819	10th	275
1972	876	251	1,668	4th	2,183	16th	3,851	9th	350
1973	872	239	1,795	6th	2,440	24th	4,235	19th	296
1974	945	265	1,808	13th	2,583	24th	4,391	21st	294
1975	901	247	1,974	13th	2,032	7th	4,006	9th	307
1976	919	222	1,709	3rd	2,025	12th	3,734	8th	206
1977	931	217	1,531	1st	2,244	25th	3,775	9th	148
1978	1,016	251	1,979	6th	2,469	8th	4,448	6th	198
1979	1,033	273	1,693	1st	3,159	23rd	4,852	10th	262
1980	1,043	303	2,117	20th	3,125	15th	5,242	15th	323
1981	1,000	268	2,005	13th	2,873	5th	4,878	6th	289
1982*	616	176	935	7th	2,234	26th	3,169	24th	226
1983	1,099	321	1,938	10th	3,671	23rd	5,609	21st	327
1984	1,123	311	1,664	5th	4,023	27th	5,687	25th	241
1985	1,069	290	1,973	13th	3,206	14th	5,179	13th	329
1986	1,026	291	1,651	5th	3,296	16th	4,947	9th	327
1987	941	277	2,017	20th	2,796	5th	4,813	9th	288
1988	1,055	316	2,538	27th	2,933	7th	5,471	22nd	352
1989	977	246	1,580	6th	2,827	3rd	4,407	3rd	226
1990	969	306	1,963	17th	3,382	21st	5,345	20th	374
1991	939	242	1,794	19th	2,755	3rd	4,549	5th	235
1992	1,001	283	1,963	23rd	3,120	14th	5,083	22nd	329
1993	1,005	280	1,418	4th	3,731	27th	5,149	19th	284
1994	1,023	303	1,752	16th	4,155	28th	5,907	28th	396
1995	1,010	322	1,895	23rd	3,298	9th	5,193	15th	345
1996	951	261	1,331	1st	3,139	10th	4,470	4th	275
1997	951	258	1,803	16th	2,868	5th	4,671	5th	287
1998	999	283	1,287	3rd	3,648	26th	4,935	11th	309
1999	961	267	1,737	19th	3,016	8th	4,753	7th	318
2000	962	294	1,598	7th	3,946	31st	5,544	24th	369
2001	960	292	1,492	6th	3,282	16th	4,774	8th	339
2002	985	298	1,489	4th	3,337	17th	4,826	6th	344
2003	910	241	1,605	7th	2,828	6th	4,433	4th	301
2004	918	235	1,512	4th	2,947	6th	4,459	4th	304
2005	985	295	1,363	2nd	3,643	29th	5,006	15th	258
2006	1,020	291	1,813	12th	3,410	21st	5,223	14th	305
2007	992	306	2,282	30th	3,094	7th	5,376	19th	409
2008	990	327	2,337	27th	3,656	26th	5,993	29th	448
2009	1,007	290	2,059	26th	2,981	3rd	5,040	7th	324
2010	1,056	334	2,473	31st	3,780	25th	6,253	32nd	471
2011	1,063	315	2,021	22nd	3,704	18th	5,725	20th	390
2012	1,015	287	1,458	3rd	3,194	3rd	4,652	2nd	289
2013	1,074	339	1,626	T-7th	4,070	27th	5,696	19th	399
2014	1,031	311	1,276	2nd	3,607	9th	4,883	3rd	354
2015	1,033	289	1,337	1st	3,193	1st	4,530	1st	296
2016	1,076	306	2,085	28th	2,972	1st	5,057	4th	297
2017	952	266	1,430	5th	3,210	4th	4,640	3rd	382
2018	1,022	318	1,913	21st	3,929	20th	5,842	22nd	349
2019	1,003	305	1,783	16th	3,609	11th	5,392	12th	316
2020	1,043	333	2,080	25th	3,807	T-16th	5,887	21st	446
2021	1,039	312	1,892	15th	3,652	8th	5,544	8th	322

*players strike; nine-game season

League rankings for 1960-69 reflect American Football League ranking; The AFL had eight teams from 1960-65, nine teams from 1966-67 and 10 teams from 1968-69; The NFL had 26 teams from 1970-75, 28 teams from 1976-94; 30 teams from 1995-98; 31 teams from 1999-2001 and 32 teams from 2002-Present.

TEAM TURNOVERS YEAR-BY-YEAR

	GIVEAWAYS			TAKEAWAYS			Turnover Ratio
	INTs	Fum.	Total	INTs	Fum.	Total	
1960	35	17	52	27	17	44	-8
1961	45	20	65	26	14	40	-25
1962	40	14	54	27	19	46	-8
1963	28	15	43	15	20	35	-8
1964	32	8	40	32	21	53	+13
1965	30	16	46	25	14	39	-7
1966	30	17	47	13	18	31	-16
1967	18	12	30	28	13	41	+11
1968	27	13	40	20	12	32	-8
1969	23	8	31	14	14	28	-3
1970	28	13	41	16	16	32	-9
1971	27	12	39	20	20	40	+1
1972	23	11	34	10	12	22	-12
1973	20	9	29	14	15	29	EVEN
1974	17	13	30	22	11	33	+3
1975	34	14	48	16	16	32	-16
1976	22	12	34	24	13	37	+3
1977	12	15	27	25	14	39	+12
1978	17	17	34	31	13	44	+10
1979	23	18	41	19	19	38	-3
1980	25	12	37	16	12	28	-9
1981	21	18	39	23	23	46	+7
1982*	19	17	36	12	7	19	-17
1983	22	19	41	27	20	47	+6
1984	17	17	34	31	24	55	+21
1985	23	8	31	24	12	36	+5
1986	16	13	29	18	17	35	+6
1987	19	17	36	28	19	47	+11
1988	22	12	34	16	13	29	-5
1989	20	12	32	21	22	43	+11
1990	18	14	32	10	15	25	-7
1991	12	13	25	23	10	33	+8
1992	29	14	43	15	16	31	-12
1993	10	18	28	18	13	31	+3
1994	13	18	31	12	14	26	-5
1995	14	16	30	8	13	21	-9
1996	17	15	32	23	9	32	EVEN
1997	11	10	21	18	13	31	+10
1998	14	6	20	19	11	30	+10
1999	18	10	28	15	11	26	-2
2000	12	13	25	27	17	44	+19
2001	19	8	27	22	15	37	+10
2002	20	7	27	9	13	22	-5
2003	18	6	24	9	11	20	-4
2004	20	9	29	12	8	20	-9
2005	7	9	16	20	16	36	+20
2006	18	12	30	17	13	30	EVEN
2007	15	14	29	14	16	30	+1
2008	18	12	30	6	7	13	-17
2009	13	10	23	17	13	30	+7
2010	12	15	27	10	8	18	-9
2011	13	17	30	9	9	18	-1
2012	11	14	25	16	8	24	-1
2013	10	16	26	17	9	26	EVEN
2014	15	5	20	18	7	25	5
2015	23	8	31	14	13	27	-4
2016	11	14	25	14	13	27	+2
2017	22	12	34	10	6	17	-17
2018	15	6	21	17	11	28	+7
2019	10	9	19	10	21	31	+1
2020	23	9	32	10	6	16	-16
2021	9	9	18	13	6	19	+1

*player's strike; nine-game season

INDIVIDUAL YEAR-BY-YEAR LEADERS

RUSHING

	YARDS	ATTEMPTS	AVG. (min. 100 att.)	TOUCHDOWNS
1960	Rolle..... 501	Rolle..... 130	Mingo..... 3.9	Mingo..... 4
1961	Stone..... 505	Stone..... 127	Stone..... 4.0	Bukaty..... 5
1962	Stone..... 360	Stone..... 94	Stone..... 3.8	Mingo..... 4
1963	Joe..... 649	Joe..... 154	Joe..... 4.2	Joe..... 4
1964	Mitchell..... 590	Mitchell..... 177	Joe..... 3.7	Mitchell..... 5
1965	Gilchrist..... 954	Gilchrist..... 252	Hayes..... 4.1	Gilchrist..... 6
1966	Hayes..... 411	Hayes..... 129	Hayes..... 4.0	Haynes/Choboian..... 2
1967	Little..... 381	Little..... 130	Little..... 2.9	Hickey/Hayes..... 4
1968	Little..... 584	Little..... 158	Little..... 3.7	Lynch..... 4
1969	Little..... 729	Little..... 146	Little..... 5.0	Little..... 6
1970	Little..... 901	Little..... 209	Little..... 4.3	Crenshaw..... 5
1971	Little..... 1,133	Little..... 284	Little..... 4.0	Little..... 6
1972	Little..... 859	Little..... 216	Little..... 4.0	Little..... 9
1973	Little..... 979	Little..... 256	Dawkins..... 4.4	Little..... 12
1974	Armstrong..... 1,407	Armstrong..... 263	Armstrong..... 5.3	Keyworth..... 10
1975	Keyworth..... 725	Keyworth..... 182	Keyworth..... 4.0	Keyworth/Lynch..... 3
1976	Armstrong..... 1,008	Armstrong..... 247	Armstrong..... 4.1	Armstrong..... 5
1977	Armstrong..... 489	Armstrong..... 130	Perrin..... 4.1	Armstrong/Morton..... 4
1978	Perrin..... 455	Armstrong/Keyworth..... 112	Perrin..... 4.2	Perrin..... 4
1979	Armstrong..... 453	Armstrong..... 108	Armstrong..... 4.2	Lytle..... 4
1980	Jensen..... 476	Preston..... 111	Jensen..... 4.7	Armstrong/Preston..... 4
1981	Parros..... 749	Preston..... 183	Parros..... 4.3	Lytle..... 4
1982	Willhite..... 347	Parros..... 77	Willhite..... 5.0	Willhite..... 2
1983	Winder..... 757	Winder..... 196	Winder..... 3.9	Poole..... 4
1984	Winder..... 1,153	Winder..... 296	Winder..... 3.9	Winder..... 4
1985	Winder..... 714	Winder..... 199	Winder..... 3.6	Winder..... 8
1986	Winder..... 789	Winder..... 240	Winder..... 3.3	Winder..... 9
1987	Winder..... 741	Winder..... 196	Winder..... 3.8	Winder..... 6
1988	Dorsett..... 703	Dorsett..... 181	Dorsett..... 3.9	Dorsett..... 5
1989	Humphrey..... 1,151	Humphrey..... 294	Humphrey..... 3.9	Humphrey..... 7
1990	Humphrey..... 1,202	Humphrey..... 288	Humphrey..... 4.2	Humphrey..... 7
1991	Green..... 1,037	Green..... 261	Green..... 4.0	Elway..... 6
1992	Green..... 648	Green..... 161	Green..... 4.0	Lewis..... 4
1993	Bernstine..... 816	Bernstine..... 223	Bernstine..... 3.7	Delpino..... 8
1994	L. Russell..... 620	L. Russell..... 190	L. Russell..... 3.3	L. Russell..... 9
1995	Davis..... 1,117	Davis..... 237	Davis..... 4.7	Davis..... 7
1996	Davis..... 1,538	Davis..... 345	Davis..... 4.5	Davis..... 13
1997	Davis..... 1,750	Davis..... 369	Davis..... 4.7	Davis..... 15
1998	Davis..... 2,008	Davis..... 392	Davis..... 5.1	Davis..... 21
1999	Gary..... 1,159	Gary..... 276	Gary..... 4.2	Gary..... 7
2000	M. Anderson..... 1,487	M. Anderson..... 297	M. Anderson..... 5.0	M. Anderson..... 15
2001	Davis..... 701	M. Anderson..... 175	Davis..... 4.2	M. Anderson..... 4
2002	Portis..... 1,508	Portis..... 273	Portis..... 5.5	Portis..... 15
2003	Portis..... 1,591	Portis..... 290	Portis..... 5.5	Portis..... 14
2004	Droughns..... 1,240	Droughns..... 275	Droughns..... 4.5	Droughns..... 6
2005	M. Anderson..... 1,014	M. Anderson..... 239	T. Bell..... 5.3	M. Anderson..... 12
2006	T. Bell..... 1,025	T. Bell..... 233	T. Bell..... 4.4	M. Bell..... 8
2007	Young..... 729	Henry..... 167	Young..... 5.2	Henry..... 4
2008	Hillis..... 343	Pittman..... 76	Pittman..... 4.2	Hillis..... 5
2009	Moreno..... 947	Moreno..... 247	Buckhalter..... 5.4	Moreno..... 7
2010	Moreno..... 779	Moreno..... 182	Moreno..... 4.3	Tebow..... 6
2011	McGahee..... 1,199	McGahee..... 249	Tebow..... 5.4	Tebow..... 6
2012	McGahee..... 731	McGahee..... 167	McGahee..... 4.4	McGahee/Moreno..... 4
2013	Moreno..... 1,038	Moreno..... 241	Ball..... 4.7	Moreno..... 10
2014	C. Anderson..... 849	C. Anderson..... 179	C. Anderson..... 4.7	C. Anderson..... 8
2015	Hillman..... 863	Hillman..... 207	C. Anderson..... 4.7	Hillman..... 7
2016	Booker..... 612	Booker..... 174	C. Anderson..... 3.9	C. Anderson/Booker..... 4
2017	C. Anderson..... 1,007	C. Anderson..... 245	C. Anderson..... 4.1	C. Anderson..... 3
2018	Lindsay..... 1,037	Lindsay..... 192	Lindsay..... 5.4	Lindsay..... 9
2019	Lindsay..... 1,011	Lindsay..... 224	Lindsay..... 4.5	Lindsay..... 7
2020	Gordon..... 986	Gordon..... 215	Gordon..... 4.6	Gordon..... 9
2021	Gordon..... 918	Gordon/Williams..... 203	Gordon..... 4.5	Gordon..... 8

PASSING

	YARDS	ATTEMPTS	COMPLETIONS
1960	Tripucka..... 3,038	Tripucka..... 478	Tripucka..... 248
1961	Tripucka..... 1,690	Tripucka..... 344	Tripucka..... 167
1962	Tripucka..... 2,917	Tripucka..... 440	Tripucka..... 240
1963	Slaughter..... 1,689	Slaughter..... 223	Slaughter..... 112
1964	Lee..... 1,611	Lee..... 265	Lee..... 133
1965	McCormick..... 1,292	McCormick..... 253	McCormick..... 103
1966	Choboian..... 1,110	McCormick..... 193	Choboian..... 82
1967	Tensi..... 1,915	Tensi..... 325	Tensi..... 131
1968	Briscoe..... 1,589	Briscoe..... 224	Briscoe..... 93
1969	Tensi..... 1,990	Tensi..... 286	Tensi..... 131
1970	Liske..... 1,340	Liske..... 238	Liske..... 112
1971	Ramsey..... 1,120	Ramsey..... 178	Horn..... 89
1972	Johnson..... 1,783	Johnson..... 238	Johnson..... 132
1973	Johnson..... 2,465	Johnson..... 346	Johnson..... 184
1974	Johnson..... 1,969	Johnson..... 244	Johnson..... 136
1975	Ramsey..... 1,562	Ramsey..... 233	Ramsey..... 128
1976	Ramsey..... 1,931	Ramsey..... 270	Ramsey..... 128
1977	Morton..... 1,929	Morton..... 254	Morton..... 131
1978	Morton..... 1,802	Morton..... 267	Morton..... 146
1979	Morton..... 2,626	Morton..... 370	Morton..... 204
1980	Morton..... 2,150	Morton..... 301	Morton..... 183
1981	Morton..... 3,195	Morton..... 376	Morton..... 225
1982	DeBerg..... 1,405	DeBerg..... 223	DeBerg..... 131
1983	Elway..... 1,663	Elway..... 259	Elway..... 123
1984	Elway..... 2,598	Elway..... 380	Elway..... 214
1985	Elway..... 3,891	Elway..... 605	Elway..... 327
1986	Elway..... 3,485	Elway..... 504	Elway..... 280
1987	Elway..... 3,198	Elway..... 410	Elway..... 224
1988	Elway..... 3,309	Elway..... 496	Elway..... 274
1989	Elway..... 3,051	Elway..... 416	Elway..... 223
1990	Elway..... 3,526	Elway..... 502	Elway..... 294
1991	Elway..... 3,253	Elway..... 451	Elway..... 242
1992	Elway..... 2,242	Elway..... 316	Elway..... 174
1993	Elway..... 4,030	Elway..... 551	Elway..... 348
1994	Elway..... 3,490	Elway..... 494	Elway..... 307
1995	Elway..... 3,970	Elway..... 542	Elway..... 316
1996	Elway..... 3,328	Elway..... 466	Elway..... 287
1997	Elway..... 3,635	Elway..... 502	Elway..... 280
1998	Elway..... 2,806	Elway..... 356	Elway..... 210
1999	Griese..... 3,032	Griese..... 452	Griese..... 261
2000	Griese..... 2,688	Griese..... 336	Griese..... 216
2001	Griese..... 2,827	Griese..... 451	Griese..... 275
2002	Griese..... 3,214	Griese..... 436	Griese..... 291
2003	Plummer..... 2,182	Plummer..... 302	Plummer..... 189
2004	Plummer..... 4,089	Plummer..... 521	Plummer..... 303
2005	Plummer..... 3,366	Plummer..... 456	Plummer..... 277
2006	Plummer..... 1,994	Plummer..... 317	Plummer..... 175
2007	Cutler..... 3,497	Cutler..... 467	Cutler..... 297
2008	Cutler..... 4,526	Cutler..... 616	Cutler..... 384
2009	Orton..... 3,802	Orton..... 541	Orton..... 336
2010	Orton..... 3,653	Orton..... 498	Orton..... 293
2011	Tebow..... 1,729	Tebow..... 271	Tebow..... 126
2012	Manning..... 4,659	Manning..... 583	Manning..... 400
2013	Manning..... 5,477	Manning..... 659	Manning..... 450
2014	Manning..... 4,727	Manning..... 597	Manning..... 395
2015	Manning..... 2,249	Manning..... 331	Manning..... 198
2016	Siemian..... 3,401	Siemian..... 486	Siemian..... 289
2017	Siemian..... 2,285	Siemian..... 349	Siemian..... 206
2018	Keenum..... 3,890	Keenum..... 586	Keenum..... 365
2019	Flacco..... 1,822	Flacco..... 262	Flacco..... 171
2020	Lock..... 2,933	Lock..... 443	Lock..... 254
2021	Bridgewater..... 3,052	Bridgewater..... 426	Bridgewater..... 285

PASSING, CONT.

	COMP. PCT. (min. 50 att.)	TOUCHDOWNS	INTERCEPTIONS
1960	Tripucka..... 519	Tripucka..... 24	Tripucka 34
1961	Tripucka..... 485	Tripucka..... 10	Herring 22
1962	Tripucka..... 545	Tripucka..... 17	Tripucka 25
1963	Breaux 507	Slaughter 12	Slaughter 14
1964	Slaughter 513	Lee..... 11	Lee..... 20
1965	Lee..... 550	McCormick 7	McCormick 14
1966	Choboian 503	McCormick 6	McCormick 15
1967	Tensi 403	Tensi 16	Tensi 17
1968	LeClair 500	Briscoe 14	Briscoe 13
1969	Liske 530	Tensi 14	Tensi 12
1970	Liske 471	Liske 7	Liske 11
1971	Horn 514	Ramsey..... 5	Horn 14
1972	Johnson 555	Johnson 14	Johnson 14
1973	Johnson 532	Johnson 20	Johnson 17
1974	Johnson 557	Johnson 13	Johnson 9
1975	Ramsey 549	Ramsey 9	Ramsey 14
1976	Ramsey 474	Ramsey 11	Ramsey 13
1977	Morton 516	Morton 14	Morton 8
1978	Weese 632	Morton 11	Morton 8
1979	Morton 551	Morton 16	Morton 19
1980	Morton 608	Morton 12	Morton 13
1981	Morton 598	Morton 21	Morton 14
1982	DeBerg 587	DeBerg 7	DeBerg 11
1983	DeBerg 553	DeBerg 9	Elway 14
1984	Kubiak 587	Elway 18	Elway 15
1985	Elway 540	Elway 22	Elway 23
1986	Elway 556	Elway 19	Elway 13
1987	Karcher 549	Elway 19	Elway 12
1988	Kubiak 623	Elway 17	Elway 19
1989	Kubiak 582	Elway 18	Elway 18
1990	Elway 586	Elway 15	Elway 14
1991	Elway 537	Elway 13	Elway 12
1992	Elway 551	Elway 10	Elway 17
1993	Elway 632	Elway 25	Elway 10
1994	Elway 621	Elway 16	Elway 10
1995	Elway 583	Elway 26	Elway 14
1996	Elway 616	Elway 26	Elway 14
1997	Elway 558	Elway 27	Elway 11
1998	Brister 595	Elway 22	Elway 10
1999	Griese 577	Griese 14	Griese 14
2000	Griese 643	Griese 19	Frerotte 8
2001	Griese 610	Griese 23	Griese 19
2002	Griese 667	Griese 15	Griese 15
2003	Plummer 626	Plummer 15	Plummer 7
2004	Plummer 582	Plummer 27	Plummer 20
2005	Plummer 607	Plummer 18	Plummer 7
2006	Cutler 591	Plummer 11	Plummer 13
2007	Cutler 636	Cutler 20	Cutler 14
2008	Cutler 623	Cutler 25	Cutler 18
2009	Orton 621	Orton 21	Orton 12
2010	Orton 588	Orton 20	Orton 9
2011	Orton 587	Tebow 12	Orton 7
2012	Manning 686	Manning 37	Manning 11
2013	Manning 683	Manning 55	Manning 10
2014	Manning 662	Manning 39	Manning 15
2015	Osweller 618	Osweller 10	Manning 17
2016	Siemian 595	Siemian 18	Siemian 10
2017	Siemian 590	Siemian 12	Siemian 14
2018	Keenum 623	Keenum 18	Keenum 15
2019	Flacco 653	Lock..... 7	Flacco 5
2020	Lock..... 573	Lock..... 16	Lock..... 15
2021	Bridgewater 669	Bridgewater 18	Bridgewater 7

RECEIVING

	RECEPTIONS	YARDS	AVG. (min. 20 rec.)	TOUCHDOWNS
1960	Taylor.....92	Taylor.....1,235	Carmichael.....19.3	Taylor.....12
1961	Taylor.....100	Taylor.....1,176	Frazier.....17.0	Frazier.....6
1962	Taylor.....77	Taylor.....908	Scarpitto.....19.1	Scarpitto.....6
1963	Taylor.....78	Taylor.....1,101	Scarpitto.....22.0	Taylor.....10
1964	Taylor.....76	Taylor.....873	Dixon.....15.4	Taylor.....7
1965	Taylor.....85	Taylor.....1,131	Scarpitto.....18.3	Taylor.....6
1966	Haynes.....46	Denson.....725	Denson.....20.1	Scarpitto.....4
1967	Crabtree/Denson....46	Denson.....899	Denson.....19.5	Denson.....11
1968	Crabtree.....35	Crabtree.....601	Denson.....17.2	Crabtree/Denson...5
1969	Denson.....53	Denson.....809	Embree.....16.2	Denson.....10
1970	Denson.....47	Denson.....646	Whalen.....14.0	Whalen.....3
1971	Anderson.....37	Simmons.....403	Simmons.....16.1	Harrison.....2
1972	Sherman.....38	Sherman.....661	Sherman.....17.4	Moses.....5
1973	Odoms.....43	Odoms.....629	Moses.....18.5	Moses.....8
1974	Odoms.....42	Odoms.....639	Moses.....16.4	Odoms.....6
1975	Keyworth.....42	Odoms.....544	Dolbin.....19.1	Dolbin/Odoms.....3
1976	Armstrong.....39	Moses.....498	Moses.....19.9	Moses.....7
1977	Odoms.....37	Moses.....539	Moses.....20.0	Moses.....4
1978	Odoms.....54	Odoms.....829	Moses.....20.1	Odoms.....6
1979	Upchurch.....64	Moses.....943	Moses.....17.5	Upchurch.....7
1980	Jensen.....49	Moses.....674	Moses.....17.7	Odoms.....6
1981	Watson.....60	Watson.....1,244	Watson.....20.7	Watson.....13
1982	Parros.....37	Watson.....555	Upchurch.....15.7	Upchurch.....3
1983	Watson.....59	Watson.....1,133	Watson.....19.2	Watson.....5
1984	Watson.....69	Watson.....1,170	Watson.....17.0	Watson.....7
1985	Watson.....61	Watson.....915	Sampson.....16.6	Watson.....5
1986	Willhite.....64	Jackson.....738	Jackson.....19.4	Winder.....5
1987	V. Johnson.....42	V. Johnson.....684	Nattiel.....20.3	V. Johnson.....7
1988	V. Johnson.....68	V. Johnson.....896	Jackson.....18.5	Jackson.....6
1989	V. Johnson.....76	V. Johnson.....1,095	Young.....18.3	V. Johnson.....7
1990	Jackson.....57	Jackson.....926	Jackson.....16.2	Jackson/Young.....4
1991	Young.....44	Young.....629	Jackson.....18.3	V. Johnson.....3
1992	Sharpe.....53	Jackson.....745	Marshall.....19.0	Jackson.....8
1993	Sharpe.....81	Sharpe.....995	Russell.....16.3	Sharpe.....9
1994	Sharpe.....87	Miller.....1,107	Miller.....18.5	Miller.....15
1995	Sharpe.....63	Miller.....1,079	Miller.....18.3	Miller.....14
1996	Sharpe.....80	Sharpe.....1,062	Sharpe.....13.3	Sharpe.....10
1997	Sharpe.....72	R. Smith.....1,180	R. Smith.....16.9	R. Smith.....12
1998	R. Smith.....86	R. Smith.....1,222	McCaffrey.....16.5	McCaffrey/Sharpe...10
1999	R. Smith.....79	R. Smith.....1,020	Chamberlain.....15.3	McCaffrey.....7
2000	McCaffrey.....101	R. Smith.....1,602	R. Smith.....16.0	McCaffrey.....9
2001	R. Smith.....113	R. Smith.....1,343	R. Smith.....11.9	R. Smith.....11
2002	R. Smith.....89	R. Smith.....1,027	Lelie.....15.0	R. Smith.....5
2003	R. Smith.....74	R. Smith.....845	Lelie.....17.0	Sharpe.....8
2004	R. Smith.....79	R. Smith.....1,144	Lelie.....20.1	Lelie/R. Smith.....7
2005	R. Smith.....85	R. Smith.....1,105	Lelie.....18.3	R. Smith.....6
2006	Walker.....69	Walker.....1,084	Walker.....15.7	Walker.....8
2007	Marshall.....102	Marshall.....1,325	Stokley.....15.9	Marshall.....7
2008	Marshall.....104	Marshall.....1,265	Scheffler.....16.1	Marshall.....6
2009	Marshall.....101	Marshall.....1,120	Gaffney.....13.6	Marshall.....10
2010	Lloyd.....77	Lloyd.....1,448	Lloyd.....18.8	Lloyd.....11
2011	Decker.....44	Decker.....612	D. Thomas.....17.2	Decker.....8
2012	D. Thomas.....94	D. Thomas.....1,434	D. Thomas.....15.3	Decker.....13
2013	D. Thomas.....92	D. Thomas.....1,430	D. Thomas.....15.5	D. Thomas.....14
2014	D. Thomas.....111	D. Thomas.....1,619	D. Thomas.....14.6	J. Thomas.....12
2015	D. Thomas.....105	D. Thomas.....1,304	Sanders.....14.9	D. Thomas/Sanders..6
2016	D. Thomas.....90	D. Thomas.....1,083	Sanders.....13.1	D. Thomas/Sanders..5
2017	D. Thomas.....83	D. Thomas.....949	Fowler.....12.1	D. Thomas.....5
2018	Sanders.....71	Sanders.....868	Sutton.....16.8	Sanders/Sutton.....4
2019	Sutton.....72	Sutton.....1,011	Sutton.....15.4	Sutton.....6
2020	Fant.....62	Jeudy.....856	Jeudy.....16.5	Patrick.....6
2021	Fant.....68	Sutton.....776	Patrick.....13.8	Patrick.....5

INTERCEPTIONS

	INTERCEPTIONS	YARDS	TOUCHDOWNS
1960	Gonsoulin 11	Gonsoulin 98	Pyeatt/Yelverton 1
1961	Nugent 7	McNamara 85	None 0
1962	Gonsoulin 7	Zeman 133	Four Players^ 1
1963	Gonsoulin 6	Gonsoulin 64	Gonsoulin 1
1964	Brown 9	Brown 140	Janik 1
1965	Gonsoulin 6	Wilson 118	Bramlett/Griffin/Wilson ... 1
1966	Brown/Sellers 3	Brown 37	None 0
1967	Sellers 7	Wilson 153	Wilson 2
1968	Jaquess 5	Jaquess 64	None 0
1969	Thompson 3	Thompson 92	Burrell/Thompson 1
1970	Martha 6	Martha 99	None 0
1971	Thompson 5	Thompson 83	Forsberg 1
1972	Mitchell 3	Preece 30	None 0
1973	Jones 4	Thompson 96	Mitchell/Thompson 1
1974	Jones/Thompson 5	Thompson 105	Thompson 1
1975	Gradishar 3	Thompson 97	Gradishar 1
1976	Jackson 7	Jackson 136	Rowser 2
1977	Thompson 5	Wright 128	T. Jackson/Wright 1
1978	B. Jackson/Foley 6	B. Jackson 128	T. Jackson 1
1979	Foley 6	Thompson 57	None 0
1980	Foley 4	Foley 115	Gradishar/Latimer 1
1981	Foley 5	Foley 81	None 0
1982	Kyle 3	Smith 29	None 0
1983	Wright 6	Harden 127	None 0
1984	Foley/Harden 6	Mecklenburg 105	Foley/Harden/Robbins/Woodard . 1
1985	Harden/L. Wright 5	Harden 100	Harden 1
1986	Harden 6	Harden 179	Harden 2
1987	Harden 4	Clark 105	Haynes/Hunley 1
1988	Harden 4	Robbins 66	None 0
1989	Braxton 6	Braxton 103	Braxton/Robbins 1
1990	Three Players* 2	Henderson 71	Henderson 1
1991	Atwater/D. Smith 5	Atwater 104	Braxton/Dimry 1
1992	Henderson/D. Smith . 4	Henderson 79	Henderson 1
1993	Smith/Braxton 3	Atwater 81	Croel 1
1994	Crockett/Hilliard/R. Jones 2	Atwater 24	None 0
1995	Atwater 3	Atwater 54	None 0
1996	Braxton 9	Braxton 128	Braxton 1
1997	Braxton/Crockett/Gordon 4	Braxton 113	Five Players# 1
1998	Gordon 4	Gordon 125	Crockett/Gordon 1
1999	James 5	James 59	Romanowski 1
2000	Buckley 6	Buckley 110	Spencer 2
2001	O'Neal 9	O'Neal 115	Walker 1
2002	O'Neal 5	O'Neal 70	O'Neal 2
2003	K. Herndon 3	K. Herndon 19	Gold 1
2004	Bailey 3	Hayward 76	E. Johnson/Wilson 1
2005	Bailey 8	Bailey 139	Bailey 2
2006	Bailey 10	Bailey 162	Bailey/Da. Williams 1
2007	Bly 5	Bly 71	None 0
2008	Bly 2	Barrett 34	None 0
2009	Goodman 5	Goodman 65	None 0
2010	Bailey/Hill/Thompson . 2	Hill 67	None 0
2011	Bailey/Goodman 2	Vaughn 55	Goodman/Haggan/Vaughn . 1
2012	Harris/Woodyard 3	Harris 144	Harris 2
2013	Three players& 3	Rodgers-Cromartie . 75	Rodgers-Cromartie 1
2014	Talib/R. Moore 4	Talib 62	Talib 2
2015	Talib 3	Talib 123	Talib 2
2016	Stewart/Talib 3	Roby 102	Roby 2
2017	Stewart 3	Talib 103	Simmons/Talib 1
2018	Harris/Simmons 3	Harris 68	Davis/Harris 1
2019	Simmons 4	Simmons 30	None 0
2020	Simmons 5	Simmons 90	None 0
2021	Simmons 5	Simmons 76	Surtain II 1

*Atwater, Henderson, Montgomery. ^Gonsoulin, McGeever, McMillin, Zeman.

#Atwater, Braxton, Gordon, Mobley, Traylor. &Rodgers-Cromartie, Trevathan, Harris Jr.

PUNT RETURNS

	PUNT RETURNS	YARDS	AVG. (min. 10)
1960	Carmichael.....15	Carmichael.....101	Carmichael.....6.7
1961	Frazier.....18	Frazier.....231	Frazier.....12.8
1962	Mingo.....7	Zeman.....59	Zeman.....11.8
1963	Mitchell.....12	Mitchell.....141	Mitchell.....11.7
1964	Barry.....16	Barry.....149	Barry.....9.3
1965	Barry.....21	Barry.....210	Barry.....10.0
1966	Haynes.....10	Haynes.....119	Haynes.....11.9
1967	Little.....16	Little.....270	Little.....16.9
1968	Little.....24	Little.....261	Little.....10.9
1969	Thompson.....25	Thompson.....288	Thompson.....11.5
1970	Thompson.....23	Thompson.....233	Thompson.....10.1
1971	Thompson.....29	Thompson.....274	Thompson.....9.4
1972	Sherman.....10	Sherman.....89	Sherman.....8.9
1973	Thompson.....30	Thompson.....366	Thompson.....12.2
1974	Thompson.....26	Thompson.....350	Thompson.....13.5
1975	Upchurch.....27	Upchurch.....312	Thompson.....12.2
1976	Upchurch.....39	Upchurch.....536	Upchurch.....13.7
1977	Upchurch.....51	Upchurch.....653	Upchurch.....12.8
1978	Upchurch.....36	Upchurch.....493	Upchurch.....13.7
1979	Upchurch.....30	Upchurch.....304	Upchurch.....10.1
1980	Upchurch.....37	Upchurch.....353	Upchurch.....9.5
1981	Manning.....41	Manning.....378	Manning.....9.2
1982	Upchurch.....15	Upchurch.....242	Upchurch.....16.1
1983	Thomas.....33	Thomas.....368	Thomas.....11.2
1984	Willhite/Thomas.....20	Willhite.....200	Willhite.....10.0
1985	V. Johnson.....30	V. Johnson.....260	Willhite.....10.6
1986	Willhite.....42	Willhite.....468	Willhite.....11.1
1987	Clark.....18	Clark.....233	Clark.....12.9
1988	Nattiel.....22	Nattiel.....218	Nattiel.....9.9
1989	K. Bell.....21	K. Bell.....143	V. Johnson.....9.8
1990	Clark.....21	Clark.....159	V. Johnson.....8.4
1991	V. Johnson.....24	V. Johnson.....174	V. Johnson.....7.3
1992	Marshall.....33	Marshall.....349	Marshall.....10.6
1993	Milburn.....40	Milburn.....425	Milburn.....10.6
1994	Milburn.....41	Milburn.....379	Milburn.....9.2
1995	Milburn.....31	Milburn.....354	Milburn.....11.4
1996	Kinchen.....26	Kinchen.....300	R. Smith.....12.3
1997	Gordon.....40	Gordon.....543	Gordon.....13.6
1998	Gordon.....34	Gordon.....379	Gordon.....11.1
1999	Watson.....44	Watson.....334	Watson.....7.6
2000	O'Neal.....34	O'Neal.....354	O'Neal.....10.4
2001	O'Neal.....31	O'Neal.....405	O'Neal.....13.1
2002	O'Neal.....30	O'Neal.....251	O'Neal.....8.4
2003	O'Neal.....33	O'Neal.....315	O'Neal.....9.5
2004	R. Smith.....22	R. Smith.....223	R. Smith.....10.1
2005	Da. Williams.....17	Da. Williams.....148	Da. Williams.....8.7
2006	Da. Williams.....25	Da. Williams.....206	Da. Williams.....8.2
2007	Martinez.....14	Martinez.....157	Martinez.....11.2
2008	Royal.....14	Royal.....140	Royal.....10.0
2009	Royal.....30	Royal.....335	Royal.....11.2
2010	Royal.....25	Royal.....298	Royal.....11.9
2011	Cosby.....27	Cosby.....269	Royal.....16.2
2012	Holliday.....31	Holliday.....334	Holliday.....10.8
2013	Holliday.....32	Holliday.....271	Holliday.....8.5
2014	Burse.....29	Burse.....211	Burse.....7.3
2015	Sanders.....17	Bolden.....123	Sanders.....6.1
2016	Norwood.....25	Norwood.....204	Raymond.....10.1
2017	McKenzie.....21	McKenzie.....183	J. Taylor.....9.4
2018	Cracraft.....12	Cracraft.....40	Cracraft.....3.3
2019	Spencer.....26	Spencer.....208	Spencer.....8.0
2020	Spencer.....16	Spencer.....253	Spencer.....15.8
2021	Spencer.....26	Spencer.....206	Spencer.....7.9

KICKOFF RETURNS

	KICKOFF RETURNS	YARDS	AVG. (min. 13)
1960	Carmichael.....22	Carmichael.....581	Carmichael.....26.4
1961	Frazier.....18	Frazier.....504	Frazier.....28.0
1962	Frazier.....19	Frazier.....388	Frazier.....20.4
1963	Mitchell.....37	Mitchell.....954	Mitchell.....25.7
1964	Barry.....47	Barry.....1,245	Barry.....26.5
1965	Haynes.....34	Haynes.....901	Haynes.....26.5
1966	Sellers.....19	Sellers.....541	Sellers.....28.5
1967	Little.....35	Little.....942	Little.....26.9
1968	Little.....26	Little.....649	Little.....25.0
1969	Williams.....23	Williams.....574	Thompson.....28.5
1970	Anderson.....21	Anderson.....520	Anderson.....24.8
1971	Anderson.....8	Little.....199	Little.....28.3
1972	Montgomery.....29	Montgomery.....756	Montgomery.....26.1
1973	Armstrong.....20	Armstrong.....472	Armstrong.....23.6
1974	Armstrong.....16	Armstrong.....386	Armstrong.....24.1
1975	Upchurch.....40	Upchurch.....1,084	Upchurch.....27.1
1976	Upchurch.....22	Upchurch.....514	Perrin.....27.9
1977	Upchurch.....20	Upchurch.....456	Upchurch.....22.8
1978	Perrin.....12	Perrin.....256	Perrin.....21.3
1979	Pane.....18	Pane.....354	Pane.....19.7
1980	Brunson.....40	Brunson.....923	Brunson.....23.1
1981	Manning.....26	Manning.....514	Manning.....19.8
1982	Willhite.....17	Manning.....346	Manning.....23.1
1983	Thomas.....28	Thomas.....573	Thomas.....20.5
1984	Lang.....19	Lang.....404	Lang.....21.3
1985	V. Johnson.....30	V. Johnson.....740	V. Johnson.....24.7
1986	K. Bell.....23	K. Bell.....531	K. Bell.....23.1
1987	K. Bell.....15	K. Bell.....323	K. Bell.....21.5
1988	K. Bell.....36	K. Bell.....762	K. Bell.....21.2
1989	K. Bell.....30	K. Bell.....602	K. Bell.....20.1
1990	Clark.....20	Clark.....505	Clark.....25.3
1991	Montgomery.....26	Montgomery.....488	Montgomery.....18.8
1992	Montgomery.....21	Montgomery.....466	Montgomery.....22.2
1993	Russell.....18	Russell.....374	Russell.....20.8
1994	Milburn.....37	Milburn.....793	By'not'e.....22.7
1995	Milburn.....47	Milburn.....1,269	Milburn.....27.0
1996	Hebron.....45	Hebron.....1,099	Hebron.....24.4
1997	Hebron.....43	Hebron.....1,009	Hebron.....23.5
1998	Hebron.....46	Hebron.....1,216	Hebron.....26.4
1999	Watson.....48	Watson.....1,138	Watson.....23.7
2000	O'Neal.....46	O'Neal.....1,102	O'Neal.....24.0
2001	Cole.....48	Cole.....1,127	Kasper.....26.6
2002	Droughns.....20	Droughns.....516	Kasper.....26.2
2003	Cole.....30	Cole.....714	Cole.....23.8
2004	R. Alexander.....19	R. Alexander.....386	Droughns.....24.6
2005	Da. Williams.....18	Da. Williams.....431	Da. Williams.....23.9
2006	Clark.....23	Clark.....512	Morgan.....24.9
2007	Hall.....19	Hall.....475	Hall.....25.0
2008	Royal.....23	Royal.....600	Royal.....26.1
2009	Royal.....26	Royal.....621	Royal.....23.9
2010	Decker.....22	Decker.....556	Decker.....25.3
2011	Cosby.....17	Cosby.....457	Cosby.....26.9
2012	Bolden.....14	Holliday.....358	Bolden.....19.3
2013	Holliday.....28	Holliday.....775	Holliday.....27.7
2014	Bolden.....13	Bolden.....429	Bolden.....33.0
2015	Bolden.....15	Bolden.....342	Bolden.....22.8
2016	Latimer.....8	Latimer.....200	Latimer (8 ret.).....25.0
2017	Booker.....14	Booker.....276	Booker.....19.7
2018	Booker.....10	Booker.....234	Booker (10 ret.).....23.4
2019	Spencer.....15	Spencer.....436	Spencer.....29.1
2020	Spencer.....15	Spencer.....281	Spencer.....18.7
2021	Spencer.....17	Spencer.....291	Spencer.....17.1

SCORING

TOUCHDOWNS		POINTS		
1960	Taylor.....	12	Mingo.....	123
1961	Frazier/Stone.....	8	Frazier.....	50
1962	Scarpitto.....	6	Mingo.....	137
1963	Taylor.....	10	Mingo.....	83
1964	Taylor.....	7	Taylor.....	42
1965	Hayes/Gilchrist.....	7	Kroner.....	71
1966	Scarpitto.....	5	Kroner.....	62
1967	Denson.....	11	Denson.....	66
1968	Crabtree/Little/Denson.....	5	Howfield.....	57
1969	Denson.....	10	Howfield.....	75
1970	Grenshaw.....	6	Howfield.....	81
1971	Little.....	6	Turner.....	93
1972	Little.....	13	Turner.....	97
1973	Little.....	13	Turner.....	106
1974	Armstrong.....	12	Armstrong.....	72
1975	Five Players*.....	4	Turner.....	86
1976	Moses.....	7	Turner.....	81
1977	Five Players^.....	4	Turner.....	76
1978	Odoms.....	6	Turner.....	64
1979	Upchurch.....	7	Turner.....	71
1980	Odoms.....	6	Steinfort.....	110
1981	Watson.....	13	Steinfort.....	87
1982	Upchurch.....	5	Karlis.....	48
1983	Watson.....	5	Karlis.....	96
1984	Watson.....	7	Karlis.....	101
1985	Winder.....	8	Karlis.....	110
1986	Winder.....	14	Karlis.....	104
1987	V. Johnson/Winder.....	7	Karlis.....	91
1988	Jackson/Sewell.....	6	Karlis.....	105
1989	Humphrey.....	8	Treadwell.....	120
1990	Humphrey.....	7	Treadwell.....	109
1991	Elway.....	6	Treadwell.....	112
1992	Jackson.....	8	Treadwell.....	88
1993	Sharpe.....	9	Elam.....	119
1994	L. Russell.....	9	Elam.....	119
1995	Miller.....	14	Elam.....	132
1996	Davis.....	15	Elam.....	109
1997	Davis.....	15	Elam.....	124
1998	Davis.....	23	Davis.....	138
1999	Gary/McCaffrey.....	7	Elam.....	116
2000	Anderson.....	15	Elam.....	103
2001	R. Smith.....	11	Elam.....	124
2002	Portis.....	17	Elam.....	120
2003	Portis.....	14	Elam.....	120
2004	Droughns.....	8	Elam.....	129
2005	Anderson.....	13	Elam.....	115
2006	Walker.....	9	Elam.....	115
2007	Marshall.....	7	Elam.....	114
2008	Hillis/Marshall.....	6	Prater.....	114
2009	Marshall.....	10	Prater.....	122
2010	Lloyd.....	11	Prater.....	76
2011	Decker.....	9	Prater.....	87
2012	Decker.....	13	Prater.....	133
2013	D. Thomas.....	14	Prater.....	150
2014	J. Thomas.....	12	J. Thomas.....	72
2015	Hillman.....	7	McManus.....	125
2016	Four Players&.....	5	McManus.....	119
2017	D. Thomas.....	5	McManus.....	99
2018	Lindsay.....	10	McManus.....	95
2019	Lindsay.....	7	McManus.....	112
2020	Gordon.....	10	McManus.....	108
2021	Gordon.....	10	McManus.....	111

*Keyworth, Dolbin, Little, Lynch, Odoms.

&C. Anderson, Booker, Sanders, D. Thomas.

^Armstrong, Moses, Morton, Perrin, Upchurch.

FIELD GOALS AND PUNTING

	FIELD GOALS	PUNTING
1960	Mingo18-28, 643	Herring.....70-2,610, 37.3
1961	Hill5-15, 333	Herring80-3,149, 39.4
1962	Mingo27- 39 , 692	Fraser54-2,400, 44.4
1963	Mingo16-30, 533	Fraser78-3,595, 46.1
1964	Mingo8-12, 667	Fraser72-3,225, 44.7
1965	Kroner13-29, 448	Scarpitto67-2,833, 42.3
1966	Kroner14-25, 560	Scarpitto76-3,480, 45.8
1967	Humphreys7-15, 467	Scarpitto 105 -4,713, 44.9
1968	Howfield9-18, 500	Van Heusen.....88-3,853, 43.8
1969	Howfield13-29, 448	Hollomon47-1,868, 39.7
1970	Howfield18-32, 563	Van Heusen.....87-3,732, 42.9
1971	Turner25-38, 658	Van Heusen.....76-3,176, 41.8
1972	Turner20-29, 690	Van Heusen.....60-2,408, 40.1
1973	Turner22-33, 667	Van Heusen.....69-3,114, 45.1
1974	Turner11-21, 524	Van Heusen.....75-3,024, 40.3
1975	Turner21-28, 720	Van Heusen.....63-2,515, 39.9
1976	Turner15-21, 714	Weese52-1,852, 35.6
1977	Turner13-19, 684	Dilts.....90-3,525, 39.2
1978	Turner11-22, 500	Dilts96-3,494, 36.4
1979	Turner13-21, 619	Prestridge89-3,555, 39.9
1980	Steinfort26-34, 765	Prestridge70-3,076, 43.9
1981	Steinfort17-30, 567	Prestridge86-3,478, 40.4
1982	Karlis11-13, 846	Prestridge45-2,026, 45.0
1983	Karlis21-25, 840	Prestridge87-3,620, 41.6
1984	Karlis21-28, 750	Norman96-3,850, 40.1
1985	Karlis23-38, 605	Norman92-3,764, 40.9
1986	Karlis20-28, 715	Weil.....34-1,344, 39.5
1987	Karlis18-25, 720	Horan44-1,807, 41.1
1988	Karlis23-36, 639	Horan65-2,861, 44.0
1989	Treadwell27-33, 818	Horan77-3,111, 40.4
1990	Treadwell25-34, 735	Horan58-2,575, 44.4
1991	Treadwell27-36, 750	Horan72-3,012, 41.8
1992	Treadwell20-24, 833	Horan37-1,681, 45.4
1993	Elam.....26-35, 743	Rouen67-3,017, 45.0
1994	Elam.....30-37, 841	Rouen76-3,258, 42.9
1995	Elam..... 31 -38, 816	Rouen52-2,192, 42.2
1996	Elam.....21-28, 750	Rouen65-2,714, 41.8
1997	Elam.....26-36, 722	Rouen60-2,598, 43.3
1998	Elam.....23-27, 852	Rouen66-3,097, 46.9
1999	Elam.....29-36, 806	Rouen84-3,908, 46.5
2000	Elam.....18-24, 750	Rouen61-2,455, 40.2
2001	Elam..... 31 -36, 861	Rouen81-3,668, 45.3
2002	Elam.....26-36, 722	Rouen29-1,239, 42.7
2003	Elam.....27-31, 871	Knorr.....68-2,937, 43.2
2004	Elam.....29-34, 853	Knorr54-2,243, 41.5
2005	Elam.....24-32, 750	Sauerbrun72-3,157, 43.8
2006	Elam.....27-29, 931	Ernster80-3,338, 41.7
2007	Elam.....27-31, 871	Sauerbrun47-2,220, 46.8
2008	Prater.....25-34, 735	Kern46-2,150, 46.7
2009	Prater.....30-35, 857	Berger51-2,142, 42.0
2010	Prater.....16-18, 889	Colquitt86-3,835, 44.6
2011	Prater.....19-25, 760	Colquitt 101-4,783, 47.4
2012	Prater.....26-32, 813	Colquitt67-3,105, 46.3
2013	Prater.....25-26, 962	Colquitt65-2,893, 44.5
2014	Barth.....15-16, 938	Colquitt69-3,049, 44.2
2015	McManus.....30-35, 857	Colquitt84-3,663, 43.6
2016	McManus.....29-34, 853	Dixon.....89-4,068, 45.7
2017	McManus.....24-32, 750	Dixon.....73-3,331, 45.6
2018	McManus.....20-25, 800	Wadman65-2,905, 44.7
2019	McManus.....29-34, 853	Wadman78-3,464, 44.4
2020	McManus.....28-34, 824	Martin65-3,040, 46.8
2021	McManus.....26-31, 839	Martin67-3,083, 46.0

SACKS AND TACKLES

QUARTERBACK SACKS		TOTAL TACKLES		
1970	P. Smith.....	11.5	Forsberg.....	99
1971	P. Smith.....	12.0	Forsberg.....	98
1972	Alzado.....	10.5	Alzado/Graham.....	91
1973	P. Smith.....	11.0	P. Smith.....	106
1974	Alzado.....	13.0	T. Jackson.....	116
1975	Alzado.....	7.0	Gradishar.....	177
1976	Chavous.....	8.0	Gradishar.....	198
1977	Alzado.....	8.0	Gradishar.....	219
1978	Alzado.....	8.0	Gradishar.....	286
1979	Manor.....	6.5	Gradishar.....	235
1980	R. Jones.....	11.5	Gradishar.....	250
1981	R. Jones.....	9.5	Gradishar.....	258
1982	Chavous.....	5.0	Gradishar.....	151
1983	T. Jackson.....	5.5	Gradishar.....	224
1984	R. Jones.....	11.0	Busick.....	195
1985	Mecklenburg.....	13.0	Harden.....	82
1986	R. Jones.....	13.5	Hunley.....	164
1987	R. Jones.....	7.0	Ryan.....	125
1988	Fletcher.....	9.0	Kragen.....	140
1989	Fletcher.....	12.0	Mecklenburg.....	143
1990	Fletcher.....	11.0	Brooks.....	75
1991	Fletcher.....	13.5	Brooks.....	63
1992	Fletcher.....	16.0	Brooks.....	167
1993	Fletcher.....	13.5	Atwater.....	141
1994	Fletcher.....	7.0	Alexander.....	172
1995	Perry.....	6.0	Atwater.....	148
1996	A. Williams.....	13.0	Romanowski.....	128
1997	Tanuvasa/N. Smith/A. Williams.....	8.5	Mobley.....	162
1998	Pryce/Tanuvasa.....	8.5	Mobley.....	132
1999	Pryce.....	13.0	Cadrez.....	97
2000	Pryce.....	12.0	Mobley.....	133
2001	Pryce/Romanowski.....	7.0	Mobley.....	133
2002	Pryce.....	9.0	Wilson.....	199
2003	Berry.....	11.5	Wilson.....	128
2004	Hayward.....	10.5	D.J. Williams.....	114
2005	Ekuban/Lynch/Pryce.....	4.0	Gold.....	106
2006	Dumervil.....	8.5	Wilson.....	113
2007	Dumervil.....	12.5	D.J. Williams.....	170
2008	Dumervil/Ekuban.....	5.0	Winborn.....	117
2009	Dumervil.....	17.0	D.J. Williams.....	122
2010	D.J. Williams.....	5.5	D.J. Williams.....	119
2011	Miller.....	11.5	D.J. Williams.....	90
2012	Miller.....	11.5	Woodyard.....	114
2013	Phillips.....	10.0	Trevathan.....	124
2014	Miller.....	14.0	B. Marshall.....	110
2015	Miller.....	11.0	Trevathan.....	110
2016	Miller.....	13.5	Davis.....	97
2017	Miller.....	10.0	B. Marshall.....	106
2018	Miller.....	14.5	T. Davis.....	114
2019	Miller.....	8.0	T. Davis.....	134
2020	Reed.....	8.0	Johnson.....	124
2021	S. Harris.....	6.0	Jackson.....	88

BRONCOS ALL-TIME SERVICE RECORDS (REGULAR SEASON)

Most Seasons with Denver

16	John Elway, 1983-98
15	Jason Elam, 1993-2007
	Tom Nalen, 1994-2008
14	Tom Jackson, 1973-86
	Dennis Smith, 1981-94
13	Barney Chavous, 1973-85
	Paul Howard, 1973-75, '77-86
	Ken Lanier, 1981-92, '94
	Rod Smith, 1995-2007
	Bill Thompson, 1969-81
12	Tyrone Braxton, 1987-93, '95-99
	Billy Bryan, 1977-88
	Dwayne Carswell, 1994-2005
	Rubin Carter, 1975-86
	Karl Mecklenburg, 1983-94
	Riley Odoms, 1972-83
	Shannon Sharpe, 1990-99, 2002-03
	Louis Wright, 1975-86

Most Games Played with Denver

236	Jason Elam, 1993-2007
234	John Elway, 1983-98
194	Tom Nalen, 1994-2008
191	Tom Jackson, 1973-86
187	Paul Howard, 1973-75, '77-86
184	Dennis Smith, 1981-94
183	Rod Smith, 1995-2007
182	Barney Chavous, 1973-85
180	Karl Mecklenburg, 1983-94
179	Bill Thompson, 1969-81

Most Consecutive Games Played with Denver

172	Simon Fletcher <i>(1st in '85 through 16th in '95)</i>
166	Ken Lanier <i>(13th in '81 through 16th in '92)</i>
156	Bill Thompson <i>(1st in '71 through 16th in '81)</i>

Most Consecutive Games Started with Denver

156	Bill Thompson <i>(1st in '71 through 16th in '81)</i>
140	Simon Fletcher <i>(1st in '87 through 16th in '95)</i>
131	Ken Lanier <i>(9th in '84 through 16th in '92)</i>

Most Games Started with Denver

231	John Elway, 1983-98
188	Tom Nalen, 1994-2008
178	Bill Thompson, 1969-81
177	Barney Chavous, 1973-85
	Tom Jackson, 1973-86
170	Dennis Smith, 1981-94
165	Ken Lanier, 1981-92, '94
163	Louis Wright, 1975-86
158	Rod Smith, 1995-2007
155	Steve Atwater, 1989-98

BRONCOS ALL-TIME RECORDS

INDIVIDUAL RECORDS — OFFENSE

TOTAL OFFENSE

MOST YARDS TOTAL OFFENSE

(COMBINED RUSHING AND PASSING YARDS)

Career

54,882	John Elway, 1983-98 (3,407/51,475)
17,057	Peyton Manning, 2012-15 (-55/17,112)
12,301	Jake Plummer, 2003-06 (670/11,631)
12,279	Brian Griese, 1998-2002 (516/11,763)
12,151	Craig Morton, 1977-82 (256/11,895)
9,447	Jay Cutler, 2006-08 (423/9,024)
8,620	Kyle Orton, 2009-11 (186/8,434)
7,667	Frank Tripucka, 1960-63 (-9/7,676)
7,607	Terrell Davis, 1995-2002 (7,607/0)
7,254	Charley Johnson, 1972-75 (16/7,238)

Season

5,446	Peyton Manning, 2013 (-31/5,477)
4,726	Jay Cutler, 2008 (204/4,526)
4,703	Peyton Manning, 2014 (-24/4,727)
4,665	Peyton Manning, 2012 (6/4,659)
4,291	Jake Plummer, 2004 (202/4,089)
4,183	John Elway, 1993 (153/4,030)
4,146	John Elway, 1995 (176/3,970)
4,144	John Elway, 1985 (253/3,891)
3,983	Case Keenum, 2018 (93/3,890)
3,873	Kyle Orton, 2009 (71/3,802)

Game

504	Plummer, vs. Atlanta, 10/31/04 (5/499)
487	Orton, vs. Indianapolis, 9/26/10 (11/476)
477	Manning, vs. Arizona, 10/5/14 (-2/479)
476	Cutler, at Cleveland, 11/6/08 (29/447)
460	Manning, vs. Baltimore, 9/5/13 (-2/462)
458	Frerotte, vs. San Diego, 11/19/00 (-4/462)
447	Orton, vs. Kansas City, 1/3/10 (16/431)
	Tripucka, at Buffalo, 9/15/62 (0/447)
445	C. Johnson, vs. Kansas City, 11/18/74 (0/445)
441	Manning, at New England, 11/2/14 (3/438)

MOST YARDS TOTAL OFFENSE BY A ROOKIE

(COMBINED RUSHING AND PASSING YARDS)

Season

1,897	Marlin Briscoe, 1968 (308/1,589)
1,816	Mickey Slaughter, 1963 (127/1,689)
1,809	John Elway, 1983 (146/1,663)
1,508	Clinton Portis, 2002 (1,508/0)
1,487	Mike Anderson, 2000 (1,487/0)

Game

368	Elway, vs. Baltimore, 12/11/83 (23/345)
335	Tebow, vs. Houston, 12/26/10 (27/308)
333	Briscoe, vs. Buffalo, 11/24/68 (0/333)
324	Lock, at Houston, 12/8/19 (15/309)
313	Choboian, vs. Miami, 12/4/66 (40/273)

MOST TOTAL YARDS FROM SCRIMMAGE

(RUSHING AND RECEIVING)

Career

11,737	Rod Smith, 1995-2007 (348/11,389)
9,463	Demaryius Thomas, 2010-18 (6/9,457)
8,887	Terrell Davis, 1995-2002 (7,607/1,280)
8,741	Floyd Little, 1967-75 (6,323/2,418)
8,448	Shannon Sharpe, 1990-99, -02/03 (9/8,439)
6,891	Lionel Taylor, 1960-66 (20/6,871)
6,729	Sammy Winder, 1982-90 (5,427/1,302)
6,221	Ed McCaffrey, 1995-2003 (21/6,200)
6,131	Steve Watson, 1979-87 (19/6,112)
5,966	Riley Odoms, 1972-83 (211/5,755)

Season

2,225	Terrell Davis, 1998 (2,008/217)
2,037	Terrell Davis, 1997 (1,750/287)
1,905	Clinton Portis, 2003 (1,591/314)
1,872	Clinton Portis, 2002 (1,508/364)
1,848	Terrell Davis, 1996 (1,538/310)
1,812	Otis Armstrong, 1974 (1,407/405)
1,701	Rod Smith, 2000 (99/1,601)
1,656	Mike Anderson, 2000 (1,487/169)
1,619	Demaryius Thomas, 2014 (0/1,619)
1,586	Knowshon Moreno, 2013 (1,038/548)

Game

256	Anderson, at New Orleans, 12/3/00 (251/5)
254	Portis, vs. Kansas City, 12/7/03 (218/36)
246	Portis, vs. Arizona, 12/29/02 (228/18)
236	Davis, at Buffalo, 10/26/97 (207/29) (OT)
	Little, vs. Buffalo, 11/24/68 (71/165)
230	Moreno, at New England, 11/24/13 (224/6) (OT)
228	Davis, vs. Cincinnati, 9/21/97 (215/13)
226	D. Thomas, vs. Arizona, 10/5/14 (0/226)
220	Portis, at Kansas City, 10/5/03 (141/79)
217	Armstrong, vs. Pittsburgh, 9/22/74 (131/86) (OT)

MOST TOTAL YARDS FROM SCRIMMAGE BY A ROOKIE

(RUSHING AND RECEIVING)

Season

1,872	Clinton Portis, 2002 (1,508/364)
1,656	Mike Anderson, 2000 (1,487/169)
1,484	Terrell Davis, 1995 (1,117/367)
1,318	Olandis Gary, 1999 (1,159/159)
1,307	Bobby Humphrey, 1989 (1,151/156)

Game

256	M. Anderson, at New Orleans, 12/3/00 (251/5)
246	Portis, vs. Arizona, 12/29/02 (228/18)
209	M. Anderson, at Seattle, 11/26/00 (195/14)
205	Portis, vs. Kansas City, 12/15/02 (130/75)
199	Gary, vs. Seattle, 12/19/99 (183/16)

MOST COMBINED YARDAGE

(RUSHING/RECEIVING/RETURNS)

Career

12,377	Rod Smith, 1995-2007 (348/11,389/740)
12,173	Floyd Little, 1967-75 (6,323/2,418/3,432)
10,081	Rick Upchurch, 1975-83 (349/4,369/5,363)
9,861	Demaryius Thomas, 2010-18 (6/9,457/398)
8,880	Terrell Davis, 1995-2002 (7,607/1,280/7)
8,448	Shannon Sharpe, 1990-99, -02/03 (9/8,439/0)
7,455	Vance Johnson, 1985-93, '95 (44/5,695/1,716)
6,895	Lionel Taylor, 1960-66 (20/6,872/3)
6,786	Sammy Winder, 1982-90 (5,427/1,302/57)
6,634	Otis Armstrong, 1973-80 (4,453/1,302/879)

Season

2,225	Terrell Davis, 1998 (2,008/217/0)
2,198	Otis Armstrong, 1974 (1,407/405/386)
2,080	Glyn Milburn, 1995 (266/191/1,623)
2,037	Terrell Davis, 1997 (1,750/287/0)
1,929	Rick Upchurch, 1975 (97/436/1,396)
1,922	Glyn Milburn, 1994 (201/549/1,172)
1,905	Clinton Portis, 2003 (1,591/314/0)
1,872	Clinton Portis, 2002 (1,508/364/0)
1,848	Terrell Davis, 1996 (1,538/310/0)
1,829	Eddie Royal, 2008 (109/980/740)

Game

404	Milburn, vs. Seattle, 12/10/95 (131/45/228)
295	Little, vs. Buffalo, 11/24/68 (71/165/59)
290	Swanson, at Kansas City, 10/18/87 (0/87/203)
289	Armstrong, vs. Pittsburgh, 9/22/74 (131/86/72)
284	Upchurch, vs. Kansas City, 9/21/75 (13/153/118)
271	Frazier, vs. Oakland, 10/15/61 (27/166/78)
256	M. Anderson, at New Orleans, 12/3/00 (251/5/0)
254	Portis, vs. Kansas City, 12/7/03 (218/36/0)
249	Royal, vs. Miami, 11/2/08 (0/69/180)
	Haynes, at Kansas City, 12/19/65 (53/82/114)
	* - NFL Record

INDIVIDUAL RECORDS — OFFENSE / RUSHING

MOST COMBINED YARDAGE BY A ROOKIE (RUSHING/RECEIVING/RETURNS)

Season	
1,929	Rick Upchurch, 1975 (97/436/1,396)
1,872	Clinton Portis, 2002 (1,508/364/0)
1,829	Eddie Royal, 2008 (109/980/740)
1,757	Vance Johnson, 1985 (36/721/1,000)
1,656	Mike Anderson, 2000 (1,487/169/0)
Game	
284	Upchurch, vs. Kansas City, 9/21/75 (13/153/118)
256	Anderson, at New Orleans, 12/3/00 (251/5/0)
249	Royal, vs. Miami, 11/2/08 (0/69/180)
246	Portis, vs. Arizona, 12/29/02 (228/18/0)
240	Upchurch, vs. Oakland, 11/2/75 (17/76/147)

RUSHING

MOST ATTEMPTS

Career	
1,655	Terrell Davis, 1995-2002
1,641	Floyd Little, 1967-75
1,495	Sammy Winder, 1982-90
1,023	Otis Armstrong, 1973-80
865	Mike Anderson, 2000-05
845	Knowshon Moreno, 2009-13
774	John Elway, 1983-98
699	Jon Keyworth, 1974-80
693	C.J. Anderson, 2013-17
593	Bobby Humphrey, 1989-91

Season

392	Terrell Davis, 1998
369	Terrell Davis, 1997
345	Terrell Davis, 1996
297	Mike Anderson, 2000
296	Sammy Winder, 1984
294	Bobby Humphrey, 1989
290	Clinton Portis, 2003
288	Bobby Humphrey, 1990
284	Floyd Little, 1971
276	Olandis Gary, 1999

Game

42	Davis, at Buffalo, 10/26/97 (OT)
38	Droughns, at Oakland, 10/17/04
	Portis, vs. Cleveland, 12/14/03 (OT)
37	Moreno, at New England, 11/24/13 (OT)
	M. Anderson, at New Orleans, 12/3/00
	Gary, vs. Green Bay, 10/17/99
34	Portis, at Oakland, 11/30/03
	Davis, at Kansas City, 11/16/97
	Humphrey, at Buffalo, 9/30/90
	Winder, at L.A. Raiders, 10/28/84 (OT)

MOST ATTEMPTS BY A ROOKIE

Season

297	Mike Anderson, 2000
294	Bobby Humphrey, 1989
276	Olandis Gary, 1999
273	Clinton Portis, 2002
247	Knowshon Moreno, 2009

Game

37	M. Anderson, at New Orleans, 12/3/00
	Gary, vs. Green Bay, 10/17/99
32	M. Anderson, at Oakland, 9/17/00
31	M. Anderson, vs. Atlanta, 9/10/00
	Humphrey, at L.A. Raiders, 12/3/89 (OT)
	Humphrey, at Washington, 11/20/89

MOST RUSHING YARDS

Career

7,607	Terrell Davis, 1995-2002
6,323	Floyd Little, 1967-75
5,427	Sammy Winder, 1982-90
4,453	Otis Armstrong, 1973-80
3,822	Mike Anderson, 2000-05
3,468	Knowshon Moreno, 2009-13
3,407	John Elway, 1983-98
3,099	Clinton Portis, 2002-03
3,051	C.J. Anderson, 2013-17
2,653	Jon Keyworth, 1974-80

Season

2,008	Terrell Davis, 1998
1,750	Terrell Davis, 1997
1,591	Clinton Portis, 2003
1,538	Terrell Davis, 1996
1,508	Clinton Portis, 2002
1,487	Mike Anderson, 2000
1,407	Otis Armstrong, 1974
1,240	Reuben Droughns, 2004
1,202	Bobby Humphrey, 1990
1,199	Willis McGahee, 2011

Game

251	M. Anderson, at New Orleans, 12/3/00
228	Portis, vs. Arizona, 12/29/02
224	Moreno, at New England, 11/24/13 (OT)
218	Portis, vs. Kansas City, 12/7/03
215	Davis, vs. Cincinnati, 9/21/97
208	Davis, at Seattle, 10/11/98
207	Davis, at Buffalo, 10/26/97 (OT)
195	M. Anderson, at Seattle, 11/26/00
194	Davis, vs. Baltimore, 10/20/96
193	Droughns, vs. Carolina, 10/10/04

MOST RUSHING YARDS BY A ROOKIE

Season

1,508	Clinton Portis, 2002
1,487	Mike Anderson, 2000
1,159	Olandis Gary, 1999
1,151	Bobby Humphrey, 1989
1,117	Terrell Davis, 1995

Game

251	M. Anderson, at New Orleans, 12/3/00
228	Portis, vs. Arizona, 12/29/02
195	M. Anderson, at Seattle, 11/26/00
187	M. Anderson, at Oakland, 9/17/00
185	Gary, at Detroit, 12/25/99

HIGHEST RUSHING AVERAGE

Career (min. 100 carries)

5.50	Clinton Portis, 2002-03 (563-3,099)
5.38	Tim Tebow, 2010-11 (165-887)
5.13	Selvin Young, 2007-08 (201-1,032)
4.94	Tatum Bell, 2004-06, '08 (525-2,591)
4.81	Vaughn Hebron, 1996-98 (107-515)
4.77	Phillip Lindsay, 2018-20 (534-2,550)
4.64	Willis McGahee, 2011-12 (416-1,930)
4.60	Terrell Davis, 1995-2002 (1,655-7,607)
4.56	Melvin Gordon III, 2020-21 (418-1,904)
4.45	Javonte Williams, 2021 (203-903)

Season (min. 100 carries)

5.52	Clinton Portis, 2002 (273-1,508)
5.49	Clinton Portis, 2003 (290-1,591)
5.41	Tim Tebow, 2011 (122-660)
5.40	Phillip Lindsay, 2018 (192-1,037)
5.35	Correll Buckhalter, 2009 (120-642)
5.35	Otis Armstrong, 1974 (263-1,407)
5.32	Tatum Bell, 2005 (173-921)
5.21	Selvin Young, 2007 (140-729)
5.12	Terrell Davis, 1998 (392-2,008)
5.01	Mike Anderson, 2000 (297-1,487)

INDIVIDUAL RECORDS — RUSHING / PASSING

HIGHEST RUSHING AVERAGE, CONT.

Game (min. 8 rushes)	
12.25	Green, vs. Houston, 10/18/92 (8-98)
11.79	Portis, vs. Chicago, 11/23/03 (14-165)
11.00	Rolle, vs. Oakland, 10/2/60 (9-99)
10.75	T. Bell, at San Diego, 12/28/08 (8-86)
	Portis, at San Diego, 9/14/03 (12-129)
10.58	T. Bell, vs. Washington, 10/9/05 (12-127)
10.38	Joe, at Boston, 10/18/63 (8-83)
10.33	Dawkins, at Kansas City, 10/7/73 (9-93)
10.22	Lindsay, vs. Cleveland, 11/3/19 (9-92)
10.13	Young, at Indianapolis, 9/30/07 (8-81)

HIGHEST RUSHING AVERAGE BY A ROOKIE

Season (min. 100 carries)	
5.52	Clinton Portis, 2002 (273-1,508)
5.40	Phillip Lindsay, 2018 (192-1,037)
5.21	Selvin Young, 2007 (140-729)
5.01	Mike Anderson, 2000 (297-1,487)
4.71	Terrell Davis, 1995 (237-1,117)

Game (min. 8 rushes)

10.38	Joe, at Boston, 10/18/63 (8-83)
10.13	Young, at Indianapolis, 9/30/07 (8-81)
9.87	Keyworth, at Oakland, 11/24/74 (15-148)
9.75	Tebow, at Oakland, 12/9/07 (8-78)
9.50	Portis, vs. Arizona, 12/29/02 (24-228)

MOST RUSHING TOUCHDOWNS

Career

60	Terrell Davis, 1995-2002
43	Floyd Little, 1967-75
39	Sammy Winder, 1982-90
36	Mike Anderson, 2000-05
33	John Elway, 1983-98
29	Clinton Portis, 2002-03
26	Knowshon Moreno, 2009-13
25	Otis Armstrong, 1973-80
22	Jon Keyworth, 1973-80
20	C.J. Anderson, 2013-17

Season

21	Terrell Davis, 1998
15	Clinton Portis, 2002
	Mike Anderson, 2000
	Terrell Davis, 1997
14	Clinton Portis, 2003
13	Terrell Davis, 1996
12	Mike Anderson, 2005
	Floyd Little, 1973
10	Knowshon Moreno, 2013
	Jon Keyworth, 1974

Game

5	Portis, vs. Kansas City, 12/7/03
4	M. Anderson, at New Orleans, 12/3/00
3	14 times (last: C. Anderson, vs. Oakland, 12/28/14)

MOST RUSHING TOUCHDOWNS BY A ROOKIE

Season

15	Clinton Portis, 2002
	Mike Anderson, 2000
10	Jon Keyworth, 1974
9	Phillip Lindsay, 2018
8	Mike Bell, 2006
7	Knowshon Moreno, 2009
	Olandis Gary, 1999
	Terrell Davis, 1995
	Bobby Humphrey, 1989

Game

4	M. Anderson, at New Orleans, 12/3/00
3	Portis, vs. Kansas City, 12/15/02
	Keyworth, vs. Kansas City, 11/18/74
2	27 times (last: M. Ball, vs. Kansas City, 11/17/13)

MOST CONSECUTIVE GAMES SCORING BY RUSH

8	Terrell Davis, 1998
6	Terrell Davis, 1997-98 (last four, first two)
5	Mike Anderson, 2005
	Terrell Davis, 1997
	Sammy Winder, 1985

LONGEST SCORING RUN

82	Gene Mingo, vs. Oakland, 10/5/62
80	Mike Anderson, at Seattle, 11/26/00
	Floyd Little, at San Francisco, 10/25/70
72	Ronnie Hillman, vs. Minnesota, 10/4/15
	Javon Walker, at Pittsburgh, 11/5/06
	Joe Dawkins, at Kansas City, 10/7/73
71	Terrell Davis, vs. Baltimore, 10/20/96
70	Melvin Gordon III at N.Y. Giants, 9/12/21
68	Billy Joe, at Boston, 10/18/63

LONGEST SCORING RUN BY A ROOKIE

80	Mike Anderson, at Seattle, 11/26/00
68	Billy Joe, at Boston, 10/18/63
65	Phillip Lindsay, at Cincinnati, 12/2/18
60	Terrell Davis, at Houston, 11/26/95
51	Clinton Portis, vs. Kansas City, 12/15/02
45	Olandis Gary, at Detroit, 12/25/99
	Fred Bukaty, vs. Buffalo, 11/19/61

LONGEST NON-SCORING RUN

71	Eddie Royal, vs. Buffalo, 12/21/08
	Olandis Gary, vs. Seattle, 12/19/99
70	Terrell Davis, at Seattle, 10/11/98
69	Henry Bell, vs. Los Angeles, 10/16/60
68	Tatum Bell, vs. New England, 10/16/05
65	Melvin Gordon III, at Kansas City, 12/6/20
64	Justin Forsett, vs. Oakland, 1/1/17
63	Jim Krieg, vs. San Diego, 12/10/72
	Bob Scarpitto, at San Diego, 10/30/66
62	Lonnie Perrin, vs. Baltimore, 11/27/77

LONGEST NON-SCORING RUN BY A ROOKIE

71	Eddie Royal, vs. Buffalo, 12/21/08
	Olandis Gary, vs. Seattle, 12/19/99
69	Henry Bell, vs. Los Angeles, 10/16/60
63	Jim Krieg, vs. San Diego, 12/10/72

PASSING

WINNING PERCENTAGE AS A STARTING QUARTERBACK

(min. 25 starts)	
45-12 (.789)	Peyton Manning, 2012-15
39-15 (.722)	Jake Plummer, 2003-06
148-82-1 (.643)	John Elway, 1983-98
41-23 (.641)	Craig Morton, 1977-82
27-24 (.529)	Brian Griese, 1998-2002
20-18-3 (.524)	Charley Johnson, 1972-75
17-20 (.459)	Jay Cutler, 2006-08
14-17 (.452)	Steve Ramsey, 1971-76
12-22 (.353)	Kyle Orton, 2009-11
13-25-1 (.346)	Frank Tripucka, 1960-63

MOST PASSING YARDS

Career

51,475	John Elway, 1983-98
17,112	Peyton Manning, 2012-15
11,895	Craig Morton, 1977-82
11,763	Brian Griese, 1998-2002
11,631	Jake Plummer, 2003-06
9,024	Jay Cutler, 2006-08
8,434	Kyle Orton, 2009-11
7,676	Frank Tripucka, 1960-63
7,238	Charley Johnson, 1972-75
6,437	Steve Ramsey, 1971-76

Season

*5,477	Peyton Manning, 2013
4,727	Peyton Manning, 2014
4,659	Peyton Manning, 2012
4,526	Jay Cutler, 2008
4,089	Jake Plummer, 2004
4,030	John Elway, 1993
3,970	John Elway, 1995
3,891	John Elway, 1985
3,890	Case Keenum, 2018
3,802	Kyle Orton, 2009

* - NFL Record

INDIVIDUAL RECORDS — PASSING

MOST PASSING YARDS, CONT.

Game	
499	Plummer, vs. Atlanta, 10/31/04 (31-55)
479	Manning, vs. Arizona, 10/5/14 (31-47)
476	Orton, vs. Indianapolis, 9/26/10 (37-57)
462	Manning, vs. Baltimore, 9/5/13 (27-42)
	Frerotte, vs. San Diego, 11/19/00 (36-58)
447	Cutler, at Cleveland, 11/6/08 (24-42)
	Tripucka, at Buffalo, 9/15/62 (29-56)
445	C. Johnson, vs. Kansas City, 11/18/74 (28-42)
438	Manning, at New England, 11/2/14 (34-57)
432	Elway, at Seattle, 12/20/85 (24-42)

MOST PASSING YARDS BY A ROOKIE

Season	
1,689	Mickey Slaughter, 1963
1,663	John Elway, 1983
1,589	Marlin Briscoe, 1968
1,110	Max Choboian, 1966
1,020	Drew Lock, 2019

Game	
345	Elway, vs. Baltimore, 12/11/83 (23-34)
335	Briscoe, vs. Buffalo, 11/24/68 (12-29)
309	Lock, at Houston, 12/8/19 (22-27)
308	Tebow, vs. Houston, 12/26/10 (16-29)
298	Slaughter, at Oakland, 12/15/63 (20-35)

MOST ATTEMPTS

Career	
7,250	John Elway, 1983-98
2,170	Peyton Manning, 2012-15
1,678	Brian Griese, 1998-2002
1,596	Jake Plummer, 2003-06
1,594	Craig Morton, 1977-82
1,277	Frank Tripucka, 1960-63
1,220	Jay Cutler, 2006-08
1,194	Kyle Orton, 2009-11
970	Charley Johnson, 1972-75
919	Steve Ramsey, 1971-76

Season	
659	Peyton Manning, 2013
616	Jay Cutler, 2008
605	John Elway, 1985
597	Peyton Manning, 2014
586	Case Keenum, 2018
583	Peyton Manning, 2012
551	John Elway, 1993
542	John Elway, 1995
541	Kyle Orton, 2009
521	Jake Plummer, 2004
504	John Elway, 1986

Game	
59	Manning, vs. Tennessee, 12/8/13
	Elway, at Green Bay, 10/10/93
58	Frerotte, vs. San Diego, 11/19/00
57	Orton, vs. Indianapolis, 9/26/10
	Manning, at New England, 11/2/14
56	Orton, vs. Kansas City, 1/3/10
	Tripucka, at Buffalo, 9/15/62
55	Plummer, vs. Atlanta, 10/31/04
54	Manning, at St. Louis, 11/16/14
53	Griese, at Baltimore, 9/30/02
	Slaughter, at Houston, 12/20/64

MOST ATTEMPTS BY A ROOKIE

Season	
259	John Elway, 1983
224	Marlin Briscoe, 1968
223	Mickey Slaughter, 1963
156	Drew Lock, 2019
137	Jay Cutler, 2006

Game	
44	Elway, vs. Baltimore, 12/11/83
40	Lock, at Kansas City, 12/15/19
36	Tebow, vs. San Diego, 1/2/11
35	Lynch, vs. Atlanta, 10/9/16
34	Elway, at Kansas City, 12/18/83

MOST COMPLETIONS

Career	
4,123	John Elway, 1983-98
1,443	Peyton Manning, 2012-15
1,044	Brian Griese, 1998-2002
944	Jake Plummer, 2003-06
907	Craig Morton, 1977-82
762	Jay Cutler, 2006-08
720	Kyle Orton, 2009-11
662	Frank Tripucka, 1960-63
517	Charley Johnson, 1972-75
495	Trevor Siemian, 2015-17

Season	
450	Peyton Manning, 2013
400	Peyton Manning, 2012
395	Peyton Manning, 2014
384	Jay Cutler, 2008
365	Case Keenum, 2018
348	John Elway, 1993
336	Kyle Orton, 2009
327	John Elway, 1985
316	John Elway, 1995
307	John Elway, 1994
303	Jake Plummer, 2004

Game	
39	Manning, vs. Tennessee, 12/8/13
37	Orton, vs. Indianapolis, 9/26/10
36	Cutler, vs. San Diego, 9/14/08
	Frerotte, vs. San Diego, 11/19/00
	Elway, vs. San Diego, 9/4/94
35	Keenum, at N.Y. Jets, 10/7/18
	Siemian, at Tennessee, 12/11/16
	Osweller vs. Oakland, 12/13/15
	Orton, at Tennessee, 10/3/10
	Orton, vs. New England, 10/11/09
	Griese, at Baltimore, 9/30/02
	Flacco, vs. Chicago, 9/15/19
	Bridgewater vs. Las Vegas, 5/31/21
34	Griese, vs. Oakland, 11/11/02
	Slaughter, at Houston, 12/20/64
	Manning, at New England, 11/2/14
	Manning, at St. Louis, 11/16/14

MOST COMPLETIONS BY A ROOKIE

Season	
123	John Elway, 1983
112	Mickey Slaughter, 1963
100	Drew Lock, 2019
93	Marlin Briscoe, 1968
81	Jay Cutler, 2006

Game	
25	Lock, vs. Detroit, 12/22/19
23	Lynch, vs. Atlanta, 10/9/16
	Elway, vs. Baltimore, 12/1/83
22	Lock, at Houston, 12/8/19
21	Cutler, at Arizona, 12/17/06
	Cutler, vs. San Francisco, 12/31/06 (OT)
18	Maddox, at L.A. Raiders, 11/22/92
	Elway, vs. Philadelphia, 9/18/83
	Lock, vs. L.A. Chargers, 12/1/19
	Lock, at Kansas City, 12/15/19

HIGHEST COMPLETION PERCENTAGE

Career (min. 100 passes)	
.669	Teddy Bridgewater, 2021 (285-426)
.665	Peyton Manning, 2012-15 (1,443-2,170)
.653	Joe Flacco, 2019 (171-262)
.626	Hugh Millen, 1994-95 (107-171)
.625	Jay Cutler, 2006-08 (762-1,220)
.623	Case Keenum, 2018 (365-586)
.622	Brian Griese, 1998-2002 (1,044-1,678)
.617	Paxton Lynch, 2016-17 (79-128)
.613	Brock Osweiler, 2012-15, '17 (283-477)
.603	Kyle Orton, 2009-11 (720-1,194)

INDIVIDUAL RECORDS — PASSING

HIGHEST COMPLETION PERCENTAGE, CONT.

Season (min. 50 passes)

.686	Peyton Manning, 2012 (400-583)
.683	Peyton Manning, 2013 (450-659)
.669	Teddy Bridgewater, 2021 (285-426)
.667	Brian Griese, 2002 (291-436)
.662	Peyton Manning, 2014 (395-597)
.653	Joe Flacco, 2019 (171-262)
.643	Brian Griese, 2000 (216-336)
.641	Drew Lock, 2019 (100-156)
.636	Jay Cutler, 2007 (297-467)
.632	Norris Weese, 1978 (55-87)

Game (min. 10 passes)

.944	Morton, vs. San Diego, 9/27/81 (17-18)
.917	Elway, at L.A. Raiders, 11/2/86 (11-12)
.893	Manning, at Oakland, 12/29/13 (25-28)
.865	Manning, vs. Oakland, 9/23/13 (32-37)
.864	Morton, vs. Kansas City, 12/20/78 (19-22)
.846	Manning, vs. San Francisco, 10/19/14 (22-26)
.842	Elway, vs. Minnesota, 11/18/84 (16-19)
.833	Ramsey, vs. Cleveland, 10/19/75 (10-12)

HIGHEST COMPLETION PERCENTAGE BY A ROOKIE

Season (min. 50 passes)

.641	Drew Lock, 2019 (100-156)
.591	Jay Cutler, 2006 (81-137)
.590	Paxton Lynch, 2016 (49-83)
.545	Tommy Maddox, 1992 (66-121)
.502	Mickey Slaughter, 1963 (112-223)

MOST TOUCHDOWN PASSES

Career

300	John Elway, 1983-98
140	Peyton Manning, 2012-15
74	Craig Morton, 1977-82
71	Jake Plummer, 2003-06
	Brian Griese, 1998-2002
54	Jay Cutler, 2006-08
52	Charley Johnson, 1972-75
51	Frank Tripucka, 1960-63
49	Kyle Orton, 2009-11
38	Steve Tensi, 1967-70

Season

*55	Peyton Manning, 2013
39	Peyton Manning, 2014
37	Peyton Manning, 2012
27	Jake Plummer, 2004
	John Elway, 1997
	John Elway, 1996
	John Elway, 1995
25	Jay Cutler, 2008
	John Elway, 1993
24	Frank Tripucka, 1960

* - NFL Record

Game

*7	Manning, vs. Baltimore, 9/5/13
5	Manning, at Kansas City, 12/1/13
	Frerotte, vs. San Diego, 11/19/00
	Elway, vs. Minnesota, 11/18/84
	Tripucka, vs. Buffalo, 10/28/62
	Manning at Oakland, 11/9/14
4	36 times (last: Lock, at Carolina, 12/13/20)

* - NFL Record (tie)

MOST TOUCHDOWN PASSES BY A ROOKIE

Season

14	Marlin Briscoe, 1968
13	Mickey Slaughter, 1963
9	Jay Cutler, 2006
7	John Elway, 1983
	Drew Lock, 2019

Game

4	Elway, vs. Baltimore, 12/11/83
	Briscoe, vs. Buffalo, 11/24/68
3	Maddox, vs. Dallas, 12/6/92; Briscoe, vs. San Diego, 12/1/68; Briscoe, at San Diego, 10/20/68
	Lock, at Houston, 12/8/19

MOST INTERCEPTIONS THROWN

Career

226	John Elway, 1983-98
85	Frank Tripucka, 1960-63
65	Craig Morton, 1977-82
58	Steve Ramsey, 1971-76
53	Brian Griese, 1998-2002
	Peyton Manning, 2012-15
52	Charley Johnson, 1972-75
47	Jake Plummer, 2003-06
45	Steve Tensi, 1967-70
38	Mickey Slaughter, 1963-66

Season

34	Frank Tripucka, 1960
25	Frank Tripucka, 1962
23	John Elway, 1985
22	George Herring, 1961
21	Frank Tripucka, 1961
20	Jake Plummer, 2004
	Jacky Lee, 1964
19	Brian Griese, 2001
	John Elway, 1988
	Craig Morton, 1979

Game

6	Horn, at Green Bay, 9/26/71
	Herring, at Houston, 11/26/61
5	Nine times (last: Elway, vs. Kansas City, 12/14/85)

MOST INTERCEPTIONS THROWN BY A ROOKIE

Season

15	Mickey Slaughter, 1963
14	John Elway, 1983
13	Marlin Briscoe, 1968
9	Tommy Maddox, 1992
5	Jay Cutler, 2006

Game

5	Slaughter, vs. Houston, 10/13/63
4	Five times (last: Maddox, vs. Dallas, 12/6/92)

BEST INTERCEPTION AVOIDANCE PERCENTAGE

Career (min. 100 passes)

.018	Hugh Millen, 1994-95 (3-171)
.016	Teddy Bridgewater, 2021 (7-426)
.020	Brook Osweiler, 2012-15, '17 (11-3477)
.023	Kyle Orton, 2009-11 (28-1,194)
.024	Peyton Manning, 2012-15 (53-2,170)
.025	Tim Tebow, 2010-11 (9-353)
.026	Case Keenum, 2018 (15-586)
.028	Drew Lock, 2019-21 (20-710)
.029	Gus Frerotte, 2000-01 (8-280)
.029	Trevor Siemian, 2015-17 (24-835)
.029	Jake Plummer, 2003-06 (47-1,596)
.030	Jay Cutler, 2006-08 (37-1,220)
.031	John Elway, 1983-98 (226-7,250)

Season (min. 50 passes)

.012	Paxton Lynch, 2016 (1-83)
.012	Brian Griese, 2000 (4-336)
.012	Chris Miller, 1999 (1-81)
.013	Gary Kubiak, 1984 (1-75)
.015	Peyton Manning, 2013 (10-659)
.015	Jake Plummer, 2005 (7-456)
.016	Teddy Bridgewater, 2021 (7-426)
.018	Kyle Orton, 2010 (9-498)
.018	John Elway, 1993 (10-551)
.018	Drew Lock, 2021 (2-111)
.019	Peyton Manning, 2012 (11-583)
.020	John Elway, 1994 (10-494)

HIGHEST AVERAGE GAIN PER ATTEMPT

Career (min. 100 passes)

7.89	Peyton Manning, 2012-15 (2,170-17,112)
7.52	Norris Weese, 1976-79 (251-1,887)
7.46	Craig Morton, 1977-82 (1,594-11,895)
7.46	Charley Johnson, 1972-75 (970-7,238)
7.44	Gus Frerotte, 2000-01 (280-2,084)
7.40	Jay Cutler, 2006-08 (1,220-9,024)
7.30	Steve Beuerlein, 2002-03 (180-1,314)
7.29	Jake Plummer, 2003-06 (1,596-11,631)
7.16	Teddy Bridgewater, 2021 (426-3,052)
7.12	George Shaw, 1962 (110-783)
7.10	John Elway, 1983-98 (7,250-51,475)

INDIVIDUAL RECORDS — PASSING

Season (min. 50 passes)

8.65	Jacky Lee, 1965 (80-692)
8.50	Craig Morton, 1981 (376-3,195)
8.31	Peyton Manning, 2013 (659-5,477)
8.31	Norris Weese, 1978 (87-723)
8.07	Charley Johnson, 1974 (244-1,969)
8.00	Brian Griese, 2000 (336-2,688)
7.99	Peyton Manning, 2012 (583-4,659)
7.98	Tim Tebow, 2010 (82-654)
7.92	Peyton Manning, 2014 (597-4,727)
7.91	Steve Beuerlein, 2002 (117-925)

Game (min. 12 passes)

17.11	Morton, vs. San Diego, 9/27/81 (18-308)
16.45	Johnson, vs. Kansas City, 9/21/75 (20-329)
15.70	Morton, vs. Detroit, 10/11/81 (18-283)
14.00	Plummer, at Indianapolis, 12/21/03 (17-238)
13.67	Tensi, vs. Boston, 9/14/69 (15-205)

HIGHEST AVERAGE GAIN PER ATTEMPT BY A ROOKIE

Season (min. 50 passes)

7.98	Tim Tebow, 2010 (82-654)
7.57	Mickey Slaughter, 1963 (223-1,689)
7.31	Jay Cutler, 2006 (137-1,001)
7.09	Marlin Briscoe, 1968 (224-1,589)
6.54	Drew Lock, 2019 (156-1,020)
6.42	John Elway, 1983 (259-1,663)

HIGHEST AVERAGE GAIN PER COMPLETION

Career (min. 100 passes)

14.81	Steve Tensi, 1967-70 (348-5,153)
14.27	Tim Tebow, 2010-11 (167-2,383)
14.12	Steve Ramsey, 1971-76 (456-6,437)
14.00	Charley Johnson, 1972-75 (517-7,238)
13.48	John McCormick, 1963-68 (207-2,791)
13.20	Norris Weese, 1976-79 (143-1,887)
13.11	Craig Morton, 1977-82 (907-11,895)
13.01	Jacky Lee, 1964-65 (177-2,303)
13.01	Steve Beuerlein, 2002-03 (101-1,314)
12.72	George Herring, 1960-61 (102-1,297)

Season (min. 50 passes)

17.94	John Hufnagel, 1975 (16-287)
17.09	Marlin Briscoe, 1968 (93-1,589)
16.15	Steve Ramsey, 1972 (65-1,050)
15.98	George Shaw, 1962 (49-783)
15.95	Tim Tebow, 2010 (41-654)
15.73	Jacky Lee, 1965 (44-692)
15.71	Charley Johnson, 1975 (65-1,021)
15.19	Steve Tensi, 1969 (131-1,990)
15.09	Steve Ramsey, 1976 (128-1,931)
15.08	Mickey Slaughter, 1963 (112-1,689)

Game (min. 12 passes)

27.92	Briscoe, vs. Buffalo, 11/24/68 (12-335)
27.42	Johnson, vs. Kansas City, 9/21/75 (12-329)
25.23	McCormick, at Buffalo, 12/18/66 (13-328)
23.90	Breaux, vs. Buffalo, 11/3/63 (10-239)
23.73	Ramsey, vs. Houston, 9/17/73 (11-261)

HIGHEST PASSER RATING

Career (min. 100 passes)

101.7	Peyton Manning, 2012-15 (2,170 att.)
94.9	Teddy Bridgewater, 2021 (426 att.)
87.1	Jay Cutler, 2006-08 (1,220 att.)
86.5	Bubby Brister, 1997-99 (160 att.)
85.7	Kyle Orton, 2009-11 (1,194 att.)
85.5	Gus Frerotte, 2000-01 (280 att.)
84.3	Jake Plummer, 2003-06 (1,596 att.)
84.1	Brian Griese, 1998-2002 (1,678 att.)
81.2	Case Keenum, 2018 (586 att.)
81.2	Brock Osweiler, 2012-15, -17 (477 att.)

Season (min. 50 passes)

115.1	Peyton Manning, 2013 (659 att.)
105.8	Peyton Manning, 2012 (583 att.)
102.9	Brian Griese, 2000 (336 att.)
101.5	Peyton Manning, 2014 (597 att.)
99.0	Bubby Brister, 1998 (131 att.)
94.9	Teddy Bridgewater, 2021 (426 att.)
93.0	John Elway, 1998 (356 att.)
92.8	John Elway, 1993 (551 att.)
91.2	Jake Plummer, 2003 (302 att.)
90.5	Craig Morton, 1981 (376 att.)

HIGHEST PASSER RATING BY A ROOKIE

Season (min. 50 passes)

89.7	Drew Lock, 2019
88.5	Jay Cutler, 2006
82.1	Tim Tebow, 2010
79.2	Paxton Lynch, 2016
73.5	Ken Karcher, 1987
71.4	Don Breaux, 1963

MOST CONSECUTIVE GAMES WITH A TOUCHDOWN PASS

44	Manning, 2012-14
23	Griese, 2001-02 (15 games in 2001; did not play in one game, first eight of 2002)
17	Orton, 2009-10 (last 6 games of 20, first 11 of 2010)
15	Elway, 1995-96 (last 12 games of 1995, first three of 1996)
13	Elway, 1985-86 (last 7 games of 1985, first 6 of 1986)
12	Elway, 1992-93 (last game of 1992, first 11 games of 1993)
11	Cutler, 2007-08 (last game of 2007, first 10 games of 2008)
10	Elway, 1996 (5th through 15th; did not play in one game)
	Johnson, 1973-74 (last 8 games of 1973, first 2 games of 1974)
9	Six times (last: Cutler, 2006-07 (last 5 games of 2006, first 4 games of 2007))

MOST CONSECUTIVE COMPLETIONS

20	Millen, last 7 at L.A. Raiders, 12/11/94 and first 13 at S.F., 12/17/94
18	DeBerg, at L.A. Rams (17), 12/12/82 and vs. Kansas City (1), 12/19/82
17	Griese, at Arizona, 9/23/01
16	Plummer, vs. Detroit, 9/28/03 and Morton, vs. Kansas City, 12/10/78
15	Manning, vs. Oakland, 9/23/13
14	Elway, vs. Seattle (5), 11/2/97 and vs. Carolina (9), 11/9/97
13	Manning, at San Diego, 10/15/12 and Manning, at Carolina, 11/11/12
12	Manning, at Oakland, 12/29/13
	Griese, at San Diego, 10/8/00
	Bridgewater, at N.Y. Giants, 9/12/21

MOST CONSECUTIVE PASSES WITHOUT AN INTERCEPTION

229	Plummer, 2005 (2nd game through 11th)
226	Manning, 2012-13 (15th game in 2012 through 5th game in 2013)
200	Keenum, 2018 (8th game through 14th)
190	Elway, 1997 (8th game through 14th)
176	Manning, 2012 (2nd game through 6th)
136	Elway, 1990-91 (15th game in 1990 through 4th game in 1991)

LONGEST SCORING PASS

97	George Shaw to Jerry Tarr, at Boston, 9/21/62
96	Frank Tripucka to Al Frazier, at Buffalo, 9/15/62
95	Craig Morton to Steve Watson, vs. Detroit, 10/11/81
93	Jay Cutler to Eddie Royal, at Cleveland, 11/6/08
	Craig Morton to Steve Watson, vs. San Diego, 9/27/81
92	Drew Lock to Jerry Jeudy, vs. Las Vegas, 1/3/21
90	Charley Johnson to Rick Upchurch, vs. Kansas City, 9/21/75
	John McCormick to Bob Scarpiotto, vs. Houston, 10/17/65
87	Kyle Orton to Brandon Stokley, at Cincinnati, 9/13/09
	Frank Tripucka to Al Frazier, vs. San Diego, 11/12/61

INDIVIDUAL RECORDS — PASSING / RECEIVING

LONGEST NON-SCORING PASS

88	Brian Griese to Byron Chamberlain, vs. Green Bay, 10/17/99
86	John Elway to Vance Johnson, vs. L.A. Raiders, 9/26/88
	Craig Morton to Steve Watson, vs. Kansas City, 12/6/81
78	John Elway to Rod Smith, vs. Kansas City, 8/31/97
77	Peyton Manning to Demaryius Thomas at Kansas City, 12/1/13

LONGEST COMPLETION BY A ROOKIE

81	Arthur Marshall (WR) to Cedric Tillman, vs. Dallas, 12/6/92 (TD)
78	Gary Kubiak to Steve Watson, vs. Seattle, 11/20/83 (TD)
74	Mickey Slaughter to Bill Groman, at Buffalo, 11/9/63
71	Jay Cutler to Brandon Marshall, vs. Seattle, 12/3/06 (TD)
54	Jay Cutler to Javon Walker, at Arizona, 12/17/06 (TD)

RECEIVING

MOST RECEPTIONS

Career

849	Rod Smith, 1995-2007
675	Shannon Sharpe, 1990-99, '02-03
665	Demaryius Thomas, 2010-18
543	Lionel Taylor, 1960-66
462	Ed McCaffrey, 1995-2003
415	Vance Johnson, 1985-93, '95
404	Emmanuel Sanders, 2014-19
396	Riley Odoms, 1972-83
353	Steve Watson, 1979-87
327	Brandon Marshall, 2006-09

Season

113	Rod Smith, 2001
111	Demaryius Thomas, 2014
105	Demaryius Thomas, 2015
104	Brandon Marshall, 2008
102	Brandon Marshall, 2007
101	Brandon Marshall, 2009
	Ed McCaffrey, 2000
	Emmanuel Sanders, 2014
100	Rod Smith, 2000
	Lionel Taylor, 1961

Game

*21	Marshall, at Indianapolis, 12/13/09
18	Marshall, vs. San Diego, 9/14/08
14	Gaffney, vs. Kansas City, 1/3/10
	R. Smith, at Arizona, 9/23/01
13	R. Smith, vs. New England, 10/1/00
	Sharpe, vs. San Diego, 10/6/96
	B. Anderson, vs. Chicago, 9/30/73
	Taylor, vs. Oakland, 11/29/64
12	Gaffney, vs. Indianapolis, 9/26/10
	Sharpe, at Kansas City, 10/20/02 (OT)
	Taylor, at Boston, 9/21/62

* - NFL Record

MOST RECEPTIONS BY A ROOKIE

Season

91	Eddie Royal, 2008
52	Jerry Jeudy, 2020
51	Vance Johnson, 1985
49	Terrell Davis, 1995
43	Javonte Williams, 2021
42	Courtland Sutton, 2018

Game

11	Royal, at San Diego, 12/28/08
9	Royal, at New England, 10/20/08
	Royal, at Kansas City, 9/28/08
	Royal, at Oakland, 9/8/08
8	Three times (last: Thomas, vs. Seattle, 9/19/10)

MOST RECEIVING YARDS

Career

11,389	Rod Smith, 1995-2007
9,055	Demaryius Thomas, 2010-18
8,439	Shannon Sharpe, 1990-99, '02-03
6,872	Lionel Taylor, 1960-66
6,200	Ed McCaffrey, 1995-2003
6,112	Steve Watson, 1979-87
5,755	Riley Odoms, 1972-83
5,695	Vance Johnson, 1985-93, '95
5,450	Haven Moses, 1972-81
5,361	Emmanuel Sanders, 2014-19

Season

1,619	Demaryius Thomas, 2014
1,602	Rod Smith, 2000
1,448	Brandon Lloyd, 2010
1,434	Demaryius Thomas, 2012
1,430	Demaryius Thomas, 2013
1,404	Emmanuel Sanders, 2014
1,343	Rod Smith, 2001
1,325	Brandon Marshall, 2007
1,317	Ed McCaffrey, 2000
1,304	Demaryius Thomas, 2015

Game

226	D. Thomas, vs. Arizona, 10/5/14
214	Sharpe, at Kansas City, 10/20/02 (OT)
213	Gaffney, vs. Kansas City, 1/3/10
208	R. Smith, vs. Atlanta, 10/31/04
200	Marshall, at Indianapolis, 12/13/09
199	Taylor, vs. Buffalo, 11/27/60
187	R. Smith, vs. San Diego, 11/19/00
183	Watson, at L.A. Rams, 12/12/82
182	Watson, vs. Detroit, 10/11/81
181	Sanders at Pittsburgh, 12/20/15

MOST RECEIVING YARDS BY A ROOKIE

Season

980	Eddie Royal, 2008
856	Jerry Jeudy, 2020
738	Mark Jackson, 1986
721	Vance Johnson, 1985
704	Courtland Sutton, 2018

Game

164	Royal, at Cleveland, 11/6/08
153	Upchurch, vs. Kansas City, 9/21/75
152	Tarr, at Boston, 9/21/62
146	Royal, at Oakland, 9/8/08
140	Jeudy, vs. Las Vegas, 1/3/21

MOST TOUCHDOWN RECEPTIONS

Career

68	Rod Smith, 1995-2007
60	Demaryius Thomas, 2010-18
55	Shannon Sharpe, 1990-99, '02-03
46	Ed McCaffrey, 1995-2003
44	Haven Moses, 1972-81
	Lionel Taylor, 1960-66
41	Riley Odoms, 1972-81
37	Vance Johnson, 1985-93, '95
36	Steve Watson, 1979-87
33	Eric Decker, 2010-13
32	Al Denson, 1964-70

Season

14	Demaryius Thomas, 2013
	Anthony Miller, 1995
13	Eric Decker, 2012
	Steve Watson, 1981
12	Rod Smith, 1997
	Lionel Taylor, 1960
	Julius Thomas, 2013
	Julius Thomas, 2014
11	Eric Decker, 2013
	Brandon Lloyd, 2010
	Rod Smith, 2001
	Al Denson, 1967
	D. Thomas, 2014

INDIVIDUAL RECORDS — RECEIVING / PUNTING

Game	4 Decker, at Kansas City, 12/1/13
3	15 times (last: D. Thomas, vs. Miami, 11/23/14)

Most Touchdown Receptions by a Rookie

Season	5 Eddie Royal, 2008
4	Courtland Sutton, 2018
	Tony Scheffler, 2006
	Rick Massie, 1987
3	Javonte Williams, 2021
	KJ Hamler, 2020
	Jerry Jeudy, 2020
	Noah Fant, 2019
	Glyn Milburn, 1993
	Melvin Bratton, 1989
	Vance Johnson, 1985
	Clarence Kay, 1984
	Clint Sampson, 1983
	Billy Van Heusen, 1968

Game	2 Hamler, at Carolina, 12/13/20
	Scheffler, at San Diego, 12/10/06
	Sampson, vs. Cleveland, 12/4/83
1	Many (last: Williams, vs. Detroit, 12/12/21)

Highest Average Gain Per Reception

Career (min. 50 receptions)

20.5	Bill Van Heusen, 1968-76 (82-1,684)
18.0	Haven Moses, 1972-81 (302-5,450)
17.9	Ashley Lelie, 2002-05 (168-3,007)
17.8	Brandon Lloyd, 2009-11 (104-1,848)
17.4	Al Frazier, 1961-63 (58-1,010)
17.3	Steve Watson, 1979-1987 (353-6,112)
17.2	Mark Jackson, 1986-92 (276-4,746)
16.8	Bob Scarpitto, 1962-67 (145-2,439)
16.8	Mike Haffner, 1968-70 (59-991)
16.8	Jack Dolbin, 1975-79 (94-1,576)

Season (min. 20 receptions)

22.0	Bob Scarpitto, 1963 (21-463)
20.7	Steve Watson, 1981 (60-1,244)
20.3	Ricky Nattiel, 1987 (31-630)
20.1	Al Denson, 1966 (36-725)
20.1	Haven Moses, 1974 (37-744)
20.1	Ashley Lelie, 2004 (54-1,084)
20.0	Haven Moses, 1977 (27-539)
19.9	Haven Moses, 1976 (25-498)
19.5	Al Denson, 1967 (46-899)
19.4	Mark Jackson, 1986 (38-738)

Game (min. 4 receptions)

41.3	Little, vs. Buffalo, 11/24/68 (4-165)
38.0	Tarr, at Boston, 9/21/62 (4-152)
36.4	Watson, vs. Detroit, 10/11/81 (5-182)
36.0	D. Thomas, at Minnesota, 12/4/11 (4-144)
33.5	Scarpitto, vs. Houston, 10/13/63 (4-134)

Highest Average Gain Per Reception by a Rookie

Season (min. 20 receptions)

20.3	Ricky Nattiel, 1987 (31-630)
19.4	Mark Jackson, 1986 (38-738)
19.1	Jack Dolbin, 1975 (22-421)
19.0	Arthur Marshall, 1992 (26-493)
16.8	Courtland Sutton, 2018 (42-704)

Game (min. 4 receptions)

38.0	Tarr, at Boston, 9/21/62 (4-152)
30.5	Haffner, vs. Kansas City, 12/14/68 (4-122)
29.5	Nattiel, at San Diego, 11/29/87 (4-118)
28.3	Fant, at Houston, 12/8/19 (4-113)
28.0	Jeudy, vs. Las Vegas, 1/3/21 (5-140)

Most Consecutive Games With a Touchdown Catch

7	Riley Odoms, 1973
6	Wes Welker, 2013
	Anthony Miller, 1995
	Vance Johnson, 1987
	Al Denson, 1969
	Lionel Taylor, 1960-61 (last 4 games of 1960, first 2 of '61)
5	Eric Decker, 2012
	Steve Watson, 1981
	Julius Thomas, 2014
4	Five times (last: Brandon Lloyd, 2010)

Most Consecutive Games With a Reception

124	Rod Smith, 1999-2006
107	Demaryius Thomas, 2011-18
68	Ed McCaffrey, 1997-2003
62	Lionel Taylor, 1960-64
60	Shannon Sharpe, 1995-99
53	Brandon Marshall, 2006-09
50	Courtland Sutton, 2018-2021
49	Steve Watson, 1983-86
47	Mark Jackson, 1989-92
	Noah Fant, 2018-21
41	Anthony Miller, 1994-96
	Riley Odoms, 1976-79

Longest Reception by a Rookie

97	Jerry Tarr (from George Shaw), at Boston, 9/21/62 (TD)
93	Eddie Royal (from Jay Cutler), at Cleveland, 11/6/08 (TD)
92	Jerry Jeudy (from Drew Lock), vs. Las Vegas, 1/3/21 (TD)
90	Rick Upchurch (from Charley Johnson), vs. Kansas City, 9/21/75 (TD)
82	Al Denson (from Jacky Lee), at Kansas City, 11/1/64 (TD)

PUNTING

Most Punts

Career

641	Tom Rouen, 1993-2002
574	Bill Van Heusen, 1968-76
472	Britton Colquitt, 2010-15
377	Luke Prestridge, 1979-83
374	Mike Horan, 1986-92
248	Bob Scarpitto, 1962-67
218	Chris Norman, 1984-86
204	Jim Fraser, 1962-64
186	Bucky Dilts, 1977-78
162	Riley Dixon, 2016-17

Season

105	Bob Scarpitto, 1967
101	Britton Colquitt, 2011
96	Chris Norman, 1984
	Bucky Dilts, 1978
92	Chris Norman, 1985
90	Bucky Dilts, 1977
89	Riley Dixon, 2016
	Luke Prestridge, 1979
88	Bill Van Heusen, 1968
87	Luke Prestridge, 1983
	Bill Van Heusen, 1970

Game

12	Prestridge, at Buffalo, 10/25/81
	Van Heusen, vs. Cincinnati, 10/6/68
	Scarpitto, at Oakland, 9/19/67
11	Dixon, at Jacksonville, 12/4/17
	Rodriguez, vs. Seattle, 11/30/92 (OT)
	Norman, vs. Seattle, 10/20/85 (OT)
	Scarpitto, vs. Oakland, 11/5/67
	Scarpitto, at N.Y. Jets, 12/3/67
10	Ten times (last: Martin, vs. Bal., 10/3/21)

INDIVIDUAL RECORDS — PUNTING / PUNT RETURNS

HIGHEST GROSS AVERAGE PER PUNT

Career (min. 100 punts)	
46.4	Sam Martin, 2020-2021 (132-6,123)
45.7	Riley Dixon, 2016-17 (162-7,399)
45.2	Britton Colquitt, 2010-15 (472-21,327)
45.0	Todd Sauerbrun, 2005, '07 (119-5,357)
44.5	Colby Wadman, 2018-19 (143-6,369)
44.3	Bob Scarpitto, 1962-67 (249-11,026)
44.1	Jim Fraser, 1962-64 (209-9,221)
43.9	Tom Rouen, 1993-2002 (641-28,146)
42.5	Mike Horan, 1986-92 (374-15,911)
41.8	Luke Prestridge, 1979-83 (377-15,754)

Season (min. 50 punts)

47.4	Britton Colquitt, 2011 (101-4,783)
46.9	Tom Rouen, 1998 (66-3,097)
46.8	Sam Martin, 2020 (65-3,040)
46.5	Tom Rouen, 1999 (84-3,908)
46.3	Britton Colquitt, 2012 (67-3,105)
46.1	Jim Fraser, 1963 (78-3,595)
46.0	Sam Martin, 2021 (67-3,083)
45.7	Riley Dixon, 2016 (89-4,068)
45.6	Riley Dixon, 2017 (73-3,331)
45.3	Tom Rouen, 2001 (81-3,668)

Game (min. 4 punts)

57.2	Horan, vs. L.A. Raiders, 9/26/88 (5-286) (OT)
56.6	Norman, vs. Seattle, 11/25/84 (5-283)
56.2	Colquitt, at Arizona, 12/12/10 (5-281)
55.8	Colquitt, vs. Cincinnati, 9/18/11 (6-335)
55.8	Horan, vs. San Diego, 12/16/90 (5-279)
55.0	Horan, at New England, 10/27/91 (5-275)
54.4	Rouen, at Oakland, 9/20/98 (5-272)
54.3	Rouen, at Arizona, 9/23/01 (4-217)
	Rouen, vs. Minnesota, 10/31/99 (4-217)
54.2	Martin, vs. L.A. Chargers, 11/1/20 (6-325)
	Rouen, at Oakland, 10/10/99 (5-271)

HIGHEST NET AVERAGE PER PUNT (SINCE 1976)

Career (min. 100 punts)	
42.4	Sam Martin, 2020-21 (132-5,603)
40.8	Riley Dixon, 2016-17 (162-6,690)
39.1	Britton Colquitt, 2010-15 (472-18,517)
38.7	Colby Wadman, 2018-19 (143-6,369)
37.2	Todd Sauerbrun, 2005, '07 (122-4,538)
36.5	Mike Horan, 1986-92 (379-13,851)
36.2	Tom Rouen, 1993-2002 (648-23,457)
34.7	Luke Prestridge, 1979-83 (377-13,092)
34.3	Chris Norman, 1984-86 (221-7,588)

Season (min. 50 punts)

42.8	Sam Martin, 2021 (67-2,869)
42.1	Britton Colquitt, 2012 (67-2,822)
41.4	Sam Martin, 2020 (65-2,734)
41.3	Riley Dixon, 2016 (49-3,677)
40.2	Britton Colquitt, 2011 (101-4,058)
40.2	Riley Dixon, 2017 (73-3,013)
39.7	Britton Colquitt, 2015 (84-3,336)
39.4	Colby Wadman, 2019 (78-3,464)
38.9	Mike Horan, 1990 (59-2,296)
38.8	Britton Colquitt, 2013 (65-2,483)

Game (min. 4 punts)

52.8	Horan, vs. L.A. Raiders, 9/26/88 (5-264) (OT)
52.3	Rouen, vs. San Diego, 11/11/01 (6-314)
52.3	Dilts, at Houston, 12/4/77 (4-209)
51.2	Horan, vs. San Diego, 12/16/90 (5-256)
51.0	Colquitt, vs. Cincinnati, 9/18/11 (6-306)
50.8	Martin, vs. Philadelphia, 11/14/21 (4-203)
50.6	Colquitt, at Atlanta, 9/17/12 (5-253)
49.8	Wadman, vs. Oakland, 12/29/19 (5-254)
48.8	Colquitt, at Minnesota, 12/4/11 (6-293)
48.3	Prestridge, vs. San Francisco, 9/19/82 (6-290)
48.0	Colquitt, vs. Arizona, 10/5/14 (4-192)

LONGEST PUNT

83	Chris Norman, vs. Kansas City, 9/23/84
78	Bill Van Heusen, vs. Dallas, 12/2/73
76	Tom Rouen, at Oakland, 9/20/98
75	Jim Fraser, vs. Boston, 11/11/62
	Jim Fraser, at Oakland, 10/14/62
73	Bucky Dilts, vs. N.Y. Jets, 11/5/78
72	Bill Van Heusen, vs. Oakland, 10/22/73
	Bob Scarpitto, vs. San Diego, 10/22/67
	Bob Scarpitto, vs. Boston, 9/3/67

PUNT RETURNS

Most Punt Returns

Career	
248	Rick Upchurch, 1975-83
157	Bill Thompson, 1969-81
128	Deltha O'Neal, 2000-03
112	Glyn Milburn, 1993-95
101	Gerald Willhite, 1982-88
81	Vance Johnson, 1985-91
	Floyd Little, 1967-75
	Eddie Royal, 2008-11
74	Darrien Gordon, 1997-98
68	Diontae Spener, 2019-21

Season

51	Rick Upchurch, 1977
44	Chris Watson, 1999
42	Gerald Willhite, 1986
41	Glyn Milburn, 1994
	Wade Manning, 1981
40	Darrien Gordon, 1997
	Glyn Milburn, 1993
39	Rick Upchurch, 1976
37	Rick Upchurch, 1980
36	Rick Upchurch, 1978

Game

8	Holliday, at Carolina, 11/11/12
	Upchurch, vs. Baltimore, 10/22/78
	Cosby, vs. Chicago, 12/11/11
7	R. Smith, vs. Kansas City, 10/27/96
	Nattiel, vs. L.A. Raiders, 9/26/88 (OT)
	Willhite, vs. Kansas City, 11/16/86
	Upchurch, vs. San Diego, 11/30/75 (OT)
	Thompson, at Kansas City, 10/6/74
6	13 times (last: Royal, at Kansas City, 12/6/09)

Most Yards on Punt Returns

Career	
3,008	Rick Upchurch, 1975-83
1,814	Bill Thompson, 1969-81
1,325	Deltha O'Neal, 2000-03
1,158	Glyn Milburn, 1993-95
1,012	Gerald Willhite, 1982-88
967	Eddie Royal, 2008-11
922	Darrien Gordon, 1997-98
893	Floyd Little, 1967-75
689	Vance Johnson, 1985-91
667	Diontae Spener, 2019-21

Season

653	Rick Upchurch, 1977
543	Darrien Gordon, 1997
536	Rick Upchurch, 1976
493	Rick Upchurch, 1978
481	Trindon Holliday, 2012
468	Gerald Willhite, 1986
425	Glyn Milburn, 1993
405	Deltha O'Neal, 2001
379	Darrien Gordon, 1998
	Glyn Milburn, 1994

INDIVIDUAL RECORDS — PUNT RETURNS / KICK RETURNS

Game

168	Gordon, vs. Carolina, 11/9/97
167	Upchurch, vs. Pittsburgh, 11/6/77
144	Clark, vs. San Diego, 12/27/87
128	Decker, vs. Oakland, 9/12/11
125	Holliday, at Carolina, 11/11/12
	Upchurch, vs. Cleveland, 9/26/76
121	Holliday, at N.Y. Giants, 9/15/13
112	Swanson, at Kansas City, 10/18/87
110	Watson, vs. Seattle, 12/19/99 (OT)
109	Gordon, vs. St. Louis, 9/14/97

HIGHEST AVERAGE PER PUNT RETURN

Career (min. 20 punt returns)

12.46	Darrien Gordon, 1997-98 (74-922)
12.21	Rod Smith, 1995-2007 (53-647)
12.13	Rick Upchurch, 1975-83 (248-3,008)
11.95	Charlie Mitchell, 1963-67 (21-251)
11.94	Eddie Royal, 2008-11 (81-967)
11.89	Gene Mingo, 1960-64 (18-214)
11.73	Al Frazier, 1963-67 (26-305)
11.55	Bill Thompson, 1969-81 (157-1,814)
11.54	Todd Kinchen, 1996 (26-300)
11.02	Floyd Little, 1967-75 (81-893)

Season (min. 10 punt returns)

16.88	Floyd Little, 1967 (16-270)
16.17	Eddie Royal, 2011 (12-194)
16.13	Rick Upchurch, 1982 (15-242)
15.81	Diontae Spencer, 2020 (16-253)
13.74	Rick Upchurch, 1976 (39-536)
13.69	Rick Upchurch, 1978 (36-493)
13.58	Darrien Gordon, 1997 (40-543)
13.46	Bill Thompson, 1974 (26-350)
13.06	Deltha O'Neal, 2001 (31-405)
12.94	Kevin Clark, 1987 (18-233)

MOST PUNTS RETURNED FOR TOUCHDOWN

Career

8	Rick Upchurch, 1975-83
3	Darrien Gordon, 1997-98
2	Trindon Holliday, 2012-13
	Eddie Royal, 2008-11
	Deltha O'Neal, 2000-03
	Floyd Little, 1967-75

Season

4	Rick Upchurch, 1976
3	Darrien Gordon, 1997
2	Rick Upchurch, 1982

Game

2	Gordon, vs. Carolina, 11/9/97 (75 and 82)
	Upchurch, vs. Cleveland, 9/26/76 (36 and 73)

LONGEST SCORING PUNT RETURN

94	Darrien Gordon, vs. St. Louis, 9/14/97
92	Rick Upchurch, vs. San Diego, 10/3/76
90	Eric Decker, vs. Oakland, 9/12/11
87	Rick Upchurch, vs. Pittsburgh, 11/6/77
86	Deltha O'Neal, at Seattle, 10/14/01
85	Eddie Royal, at San Diego, 11/6/11
83	Diontae Spencer, at Carolina, 12/13/20
	Omar Bolden, at Indianapolis, 11/8/15
82	Darrien Gordon, vs. Carolina, 11/9/97
81	Trindon Holliday, at N.Y. Giants, 9/15/13
81	Steve Watson, vs. Seattle, 12/19/99

LONGEST NON-SCORING PUNT RETURN

64	Deltha O'Neal, at San Diego, 10/8/00
60	Bill Thompson, at Baltimore, 11/10/74
59	Bill Thompson, vs. New England, 12/17/72
54	Glyn Milburn, vs. Tampa Bay, 12/26/93
	Charlie Mitchell, at Buffalo, 9/20/64
53	Deltha O'Neal, vs. Indianapolis, 11/24/02
	Rick Upchurch, at Seattle, 10/29/78
	Rick Upchurch, at Kansas City, 9/24/78
	Bill Thompson, at N.Y. Jets, 10/28/73
52	Darrent Williams, at Oakland, 11/13/05
	Floyd Little, vs. N.Y. Jets, 9/21/69

ALL PUNT RETURNS FOR TDs (34)

12/13/20	Diontae Spencer, at Carolina (83 yards)
11/8/15	Omar Bolden, at Indianapolis (83 yards)
9/15/13	Trindon Holliday, at N.Y. Giants (81 yards)
11/11/12	Trindon Holliday, at Carolina (76 yards)
11/06/11	Eddie Royal, at Oakland (85 yards)
9/12/11	Eric Decker, vs. Oakland (90 yards)
10/19/09	Eddie Royal, at San Diego (71 yards)
11/19/07	Glenn Martinez, vs. Tennessee (80)
11/16/03	Rod Smith, vs. San Diego (65)
11/3/03	Deltha O'Neal, vs. New England (57)
10/14/01	Deltha O'Neal, at Seattle (86)
12/19/99	Chris Watson, vs. Seattle (81)
11/9/97	Darrien Gordon, vs. Carolina (75)
11/9/97	Darrien Gordon, vs. Carolina (82)
9/14/97	Darrien Gordon, vs. St. Louis (94)
12/27/87	Kevin Clark, vs. San Diego (71)
11/16/86	Gerald Willhite, vs. Kansas City (70)
10/12/86	Mike Harden, at San Diego (41)
9/25/83	Zach Thomas, vs. L.A. Raiders (70)
12/19/82	Rick Upchurch, vs. Kansas City (78)
9/19/82	Rick Upchurch, vs. San Francisco (87)
9/17/78	Rick Upchurch, vs. San Diego (75)
11/6/77	Rick Upchurch, vs. Pittsburgh (87)
10/24/76	Rick Upchurch, at Kansas City (55)
10/3/76	Rick Upchurch, vs. San Diego (92)
9/26/76	Rick Upchurch, vs. Cleveland (36)
9/26/76	Rick Upchurch, vs. Cleveland (73)
12/10/72	Charlie Greer, vs. San Diego (65)
11/17/68	Floyd Little, at Houston (67)
12/3/67	Floyd Little, at N.Y. Jets (72)
11/14/65	Abner Haynes, at Houston (55)
11/15/64	Odell Barry, vs. N.Y. Jets (52)
12/3/61	Al Frazier, vs. Boston (55)
9/9/60	Gene Mingo, at Boston (76)

KICKOFF RETURNS

MOST KICKOFF RETURNS

Career

134	Vaughn Hebron, 1996-98
104	Ken Bell, 1986-89
	Floyd Little, 1967-75
96	Glyn Milburn, 1993-95
95	Rick Upchurch, 1975-83
89	Chris Cole, 2000-03
73	Odell Barry, 1964-65
61	Alton Montgomery, 1990-92
	Gene Lang, 1984-87
58	Charlie Mitchell, 1963-67

Season

48	Chris Cole, 2001
	Chris Watson, 1999
47	Glyn Milburn, 1995
	Odell Barry, 1964
46	Deltha O'Neal, 2000
	Vaughn Hebron, 1998
45	Vaughn Hebron, 1996
43	Vaughn Hebron, 1997
40	Larry Brunson, 1980
	Rick Upchurch, 1975

Game

8	C. Jackson, at San Diego, 12/28/08
	Luke, at Kansas City, 12/19/04
	Kasper, at Kansas City, 10/20/02 (OT)
7	Eight times (last: Decker, at Oakland, 12/19/10)

MOST YARDS ON KICKOFF RETURNS

Career

3,324	Vaughn Hebron, 1996-98
2,523	Floyd Little, 1967-75
2,355	Rick Upchurch, 1975-83
2,250	Glyn Milburn, 1993-95
2,218	Ken Bell, 1986-89
2,105	Chris Cole, 2000-03
1,856	Odell Barry, 1964-65
1,394	Charlie Mitchell, 1963-67
1,375	Eddie Royal, 2008-11
1,323	Gene Lang, 1984-87

INDIVIDUAL RECORDS — KICK RETURNS / INTERCEPTIONS

Season	
1,269	Glyn Milburn, 1995
1,245	Odell Barry, 1964
1,216	Vaughn Hebron, 1998
1,138	Chris Watson, 1999
1,127	Chris Cole, 2001
1,102	Deltha O'Neal, 2000
1,099	Vaughn Hebron, 1996
1,084	Rick Upchurch, 1975
1,009	Vaughn Hebron, 1997
954	Charlie Mitchell, 1963

Game	
211	Decker, at Arizona, 12/12/10
201	Montgomery, at San Diego, 9/24/72
197	Upchurch, vs. Cleveland, 10/19/75
185	Little, at Miami, 9/17/67
182	Cole, at San Diego, 10/21/01
179	Kasper, at Kansas City, 10/20/02 (OT)
178	Milburn, at Houston, 11/26/95
177	Milburn, vs. San Diego, 11/19/95
165	Kasper, vs. Baltimore, 9/30/01
164	Royal, vs. Miami, 11/2/08

HIGHEST AVERAGE PER KICKOFF RETURN

Career (min. 40 kickoff returns)	
26.28	Abner Haynes, 1965-66 (43-1,130)
25.42	Odell Barry, 1964-65 (73-1,856)
25.13	Bill Thompson, 1969-81 (46-1,156)
25.07	Reuben Droughns, 2002-04 (46-1,153)
24.81	Vaughn Hebron, 1996-98 (134-3,324)
24.79	Rick Upchurch, 1975-83 (95-2,355)
24.70	Omar Bolden, 2012-15 (44-1,085)
24.48	Al Frazier, 1961-63 (44-1,077)
24.26	Floyd Little, 1967-75 (104-2,523)
24.12	Eddie Royal, 2008-11 (57-1,375)

Season (min. 15 kickoff returns)	
29.07	Diontae Spencer, 2019 (15-436)
28.50	Bill Thompson, 1969 (18-513)
28.47	Goldie Sellers, 1966 (19-541)
28.00	Al Frazier, 1961 (18-504)
27.75	Trindon Holliday, 2013 (28-775)
27.10	Rick Upchurch, 1975 (40-1,084)
27.00	Glyn Milburn, 1995 (47-1,269)
26.91	Floyd Little, 1967 (35-942)
26.88	Quan Cosby, 2011 (17-457)

MOST KICKOFFS RETURNED FOR TOUCHDOWN

Career	
2	Trindon Holliday, 2012-13
	Goldie Sellers, 1966-67
1	Eight Players (last: Cassius Vaughn, 2010)
Season	
2	Goldie Sellers, 1966
Game	
1	12 times (last: Holliday, vs. Philadelphia, 9/29/13)

LONGEST SCORING KICKOFF RETURN

105	Trindon Holliday, vs. Philadelphia, 9/29/13
	Trindon Holliday, at Cincinnati, 11/4/12
100	Nemiah Wilson, at Kansas City, 10/8/66
	Goldie Sellers, vs. Houston, 10/2/66
97	Cassius Vaughn, vs. San Diego, 1/2/11
95	Vaughn Hebron, at Miami, 12/21/98
94	Randy Montgomery, at San Diego, 9/24/72
93	Eddie Royal, at San Diego, 10/19/09
90	Charlie Mitchell, at Houston, 9/14/63
	Al Frazier, vs. Boston, 12/3/61

LONGEST NON-SCORING KICKOFF RETURN

95	Eddie Royal, vs. Miami, 11/2/08
89	Floyd Little, vs. Oakland, 11/10/68
88	Randy Montgomery, at Oakland, 10/22/72
86	Glyn Milburn, vs. San Diego, 11/19/95
83	Adrian Madise, at Green Bay, 12/28/03
77	Lew Scott, vs. Kansas City, 10/23/66
76	Donnie Stone, at San Diego, 10/29/61
75	Kevin Clark, at Minnesota, 11/4/90
71	Steve Watson, vs. N.Y. Jets, 10/3/99
68	Darren Carrington, at Kansas City, 11/12/89
	Al Carmichael, at Buffalo, 9/18/60

ALL KICKOFF RETURNS FOR TDs (12)

9/29/13	Trindon Holliday, vs. Philadelphia (105)
11/4/12	Trindon Holliday, at Cincinnati (105)
1/2/11	Cassius Vaughn, vs. San Diego (97)
10/13/09	Eddie Royal, at San Diego (93)
10/1/00	Deltha O'Neal, vs. New England (87)
12/21/98	Vaughn Hebron, at Miami (95)
9/24/72	Randy Montgomery, at San Diego (94)
10/8/66	Nemiah Wilson, at Kansas City (100)
10/2/66	Goldie Sellers, vs. Houston (100)
9/3/66	Goldie Sellers, at Houston (88)
9/14/63	Charlie Mitchell, at Houston (90)
12/3/61	Al Frazier, vs. Boston (90)

INTERCEPTIONS

MOST INTERCEPTIONS

Career	
44	Steve Foley, 1976-86
43	Goose Gonsoulin, 1960-66
40	Bill Thompson, 1969-81
34	Champ Bailey, 2004-13
	Tyrone Braxton, 1987-93, 1995-99
33	Mike Harden, 1980-88
30	Dennis Smith, 1981-94
26	Louis Wright, 1975-86
24	Steve Atwater, 1989-98
21	Justin Simmons, 2016-21

Season	
11	Goose Gonsoulin, 1960
10	Champ Bailey, 2006
9	Deltha O'Neal, 2001
	Tyrone Braxton, 1996
	Willie Brown, 1964
8	Champ Bailey, 2005
7	Five times (last: Tom Jackson, 1976)

Game	
4	O'Neal, vs. Kansas City, 10/7/01
	W. Brown, vs. N.Y. Jets, 11/15/64
	Gonsoulin, at Buffalo, 9/18/60
3	Smith, vs. L.A. Raiders, 12/8/85 (OT)
	Wilson, vs. Seattle, 11/20/83
	Foley, vs. San Diego, 9/27/81
	Rizzo, at Oakland, 10/16/77
	Martha, vs. Atlanta, 10/18/70
	Gonsoulin, vs. Kansas City, 10/11/64
2	70 times (last: Surtain II vs. L.A. Chargers, 11/28/21)

MOST INTERCEPTIONS BY A ROOKIE

Season	
11	Goose Gonsoulin, 1960
7	Phil Nugent, 1961
4	Patrick Surtain II, 2021
	Calvin Jones, 1973
	Charlie Greer, 1968
	Jack Lentz, 1967

Game	
4	Gonsoulin, at Buffalo, 9/18/60
2	13 times (last: Surtain vs. L.A. Chargers, 11/28/21)

MOST YARDS ON INTERCEPTION RETURNS

Career	
784	Bill Thompson, 1969-81
643	Mike Harden, 1980-88
622	Steve Foley, 1976-86
614	Tyrone Braxton, 1987-93, '95-99
542	Goose Gonsoulin, 1960-66
446	Chris Harris Jr., 2011-18
431	Dennis Smith, 1981-94
408	Steve Atwater, 1989-98
374	Aqib Talib, 2014-17
360	Louis Wright, 1975-86

Season	
179	Mike Harden, 1986
162	Champ Bailey, 2006
153	Nemiah Wilson, 1967
144	Chris Harris Jr., 2012
140	Willie Brown, 1964
139	Champ Bailey, 2005
136	Tom Jackson, 1976
133	Bob Zeman, 1962
128	Tyrone Braxton, 1996
	Bernard Jackson, 1978
	Louis Wright, 1977

INDIVIDUAL RECORDS — INTERCEPTIONS

Game	Player	Date
105	Crockett, at Oakland	9/20/98
103	Talib, vs. Dallas	9/17/18
98	C. Harris Jr., at Baltimore	12/16/12
93	Gradishar, at Cleveland	10/5/80
91	Brown, vs. N.Y. Jets	11/15/64
80	Da. Williams, at Oakland	11/13/05
79	Spencer, vs. Seattle	12/10/00
76	Hayward, at New Orleans	11/21/04
75	Rodgers-Cromartie, vs. Washington	10/27/13

MOST YARDS ON INTERCEPTION RETURNS BY A ROOKIE

Season	Player	Year
118	Nemiah Wilson	1965
108	Darrent Williams	2005
105	Kevin Clark	1987
98	Goose Gonsoulin	1960
92	Bill Thompson	1969

Game	Player	Date
80	Da. Williams, at Oakland	11/13/05
70	Surtain II, vs. L.A. Chargers	11/28/21
65	D. Smith, at Chicago	12/20/81
62	Wilson, vs. San Diego	1/17/65
62	Robbins, at Cleveland	9/18/84
57	Thompson, vs. Houston	11/16/69

HIGHEST INTERCEPTION RETURN AVERAGE

Career (min. 10 returns)

34.00	Aqib Talib, 2014-17 (11-374)
23.73	Wymon Henderson, 1989-92 (11-261)
23.63	Chris Harris Jr., 2011-18 (19-446)
19.60	Bill Thompson, 1969-81 (40-784)
19.48	Mike Harden, 1980-88 (33-643)
18.06	Tyrone Braxton, 1987-93, '95-99 (34-614)
17.60	Jim McMillin, 1966-62, '64-65 (10-176)
17.56	Randy Robbins, 1984-91 (11-199)
17.25	Justin Simmons, 2016-2020 (16-276)
17.00	Steve Atwater, 1989-98 (24-408)
	Tom Jackson, 1973-86 (20-340)

MOST CONSECUTIVE GAMES WITH INTERCEPTION

5	Champ Bailey, 2005 (gms. 9-13)
4	Tyrone Braxton, 1996 (gms. 12-15)
3	Many (last: Bailey, gms. 14-16, 2006)

MOST INTERCEPTIONS RETURNED FOR TOUCHDOWN

Career

6	Aqib Talib, 2014-17
4	Chris Harris Jr., 2011-18
	Tyrone Braxton, 1987-93, '95-99
	Mike Harden, 1980-88
3	Five players (last: Champ Bailey, 2004-13)

Season

2	Bradley Roby, 2016
	Aqib Talib, 2015
	Aqib Talib, 2014
	Chris Harris Jr., 2012
	Champ Bailey, 2005
	Deltha O'Neal, 2002
	Jimmy Spencer, 2000
	Mike Harden, 1986
	John Rowser, 1976
	Nemiah Wilson, 1967

Game

1	92 times (last: Surtain vs. L.A. Chargers, 11/28/21)
---	--

LONGEST SCORING INTERCEPTION RETURN

103	Aqib Talib, vs. Dallas	9/17/17
98	Chris Harris Jr., at Baltimore	12/16/12
93	Randy Gradishar, at Cleveland	10/5/80
90	Darrent Williams, at Oakland	11/13/05
80	Ray Crockett, at Oakland	9/20/98
79	Jimmy Spencer, vs. Seattle	12/10/00
75	Dominique Rodgers-Cromartie, vs. Washington	10/27/13
74	Chris Harris Jr., at Oakland	10/11/15
73	Tom Jackson, vs. Baltimore	11/27/77

LONGEST NON-SCORING INTERCEPTION RETURN

76	Reggie Hayward, at New Orleans	11/21/04
72	Tyrone Braxton, vs. Oakland	11/22/98
70	Leroy Moore, at Boston	11/20/64
68	Steve Atwater, vs. San Diego	9/12/93
65	Dennis Smith, at Chicago	12/20/81
	S. Foley (23), lateral to R. Gradishar (10), lateral to L. Wright (32), vs. N.Y. Giants	11/21/76
	Vaughn Allston, at Buffalo	9/18/60
63	Karl Mecklenburg, vs. Detroit	10/7/84
59	Louis Wright, vs. Baltimore	11/27/77
56	Louis Wright, vs. Dallas	10/5/86

ALL INTERCEPTION RETURNS FOR TDs (93)

11/28/21	Patrick Surtain vs. L.A. Chargers (70)
10/18/18	Chris Harris Jr. at Arizona (53)
10/18/18	Todd Davis, at Arizona (20)

12/3/17	Justin Simmons at Miami (65)
9/17/17	Aqib Talib vs. Dallas (103)
12/4/16	Bradley Roby at Jacksonville (51)
10/30/16	Bradley Roby vs. San Diego (51)
9/18/16	Aqib Talib vs. Indianapolis (46)
12/6/15	Danny Trevathan at Chicago (25)
10/18/15	Aqib Talib at Cleveland (63)
10/11/15	Chris Harris Jr. at Oakland (74)
9/13/15	Aqib Talib vs. Baltimore (51)
10/22/14	Aqib Talib, at Cincinnati (33)
10/21/14	Chris Harris Jr., at Baltimore (62)
10/21/13	Dominique Rodgers-Cromartie, vs. Washington (75)
12/16/12	Von Miller, vs. Tampa Bay (28)
12/2/12	Tony Carter, at Carolina (40)
11/11/12	Chris Harris Jr., at San Diego (46)
10/15/12	Tracy Porter, vs. Pittsburgh (43)
9/9/12	Andre' Goodman, vs. N.Y. Jets (26)
11/17/11	Mario Haggan, at Minnesota (16)
12/4/11	Cassius Vaughn, vs. San Diego (55)
10/9/11	Champ Bailey, vs. San Francisco (70)
12/31/06	Darrent Williams, vs. San Diego (31)
11/19/06	Champ Bailey, at Dallas (65)
11/24/05	Darrent Williams, at Oakland (80)
11/13/05	Champ Bailey, vs. San Diego (25)
9/18/05	Ellis Johnson, vs. Oakland (32)
11/28/04	Al Wilson, at New Orleans (7)
11/21/04	Ian Gold, at Cincinnati (12)
9/17/03	Deltha O'Neal, at Seattle (22)
11/17/02	Deltha O'Neal, vs. San Diego (28)
10/6/02	Denard Walker, vs. New England (39)
10/28/01	Jimmy Spencer, vs. Seattle (79)
12/10/00	Jimmy Spencer, at Seattle (21)
11/19/00	Billy Jenkins, vs. Cleveland (36)
10/15/00	Ray Crockett, vs. Kansas City (26)
9/24/00	Terrill Buckley, at St. Louis (32)
9/4/00	Bill Romanowski, at San Diego (18)
11/7/99	Darrien Gordon, at Washington (55)
9/27/98	Ray Crockett, at Oakland (80)
9/20/98	Steve Atwater, at San Diego (22)
11/30/97	Tyrone Braxton, vs. Carolina (27)
11/19/97	Keith Traylor, at Buffalo (62)
10/26/97	John Mobley, vs. New England (13)
10/6/97	Darrien Gordon, at Seattle (32)
9/17/97	Tyrone Braxton, vs. Tampa Bay (69)
9/15/96	Mike Croel, at Green Bay (2)
10/10/93	Wymon Henderson, vs. N.Y. Jets (46)
11/8/92	Charles Dimry, at Kansas City (26)
9/1/91	Tyrone Braxton, vs. Cincinnati (52)
11/22/90	Wymon Henderson, at Detroit (49)
9/10/89	Tyrone Braxton, vs. Kansas City (34)
9/10/89	Randy Robbins, vs. Kansas City (18)
12/27/87	Ricky Hunley, vs. San Diego (52)
12/6/87	Mark Hayes, vs. New England (14)
11/2/86	Mike Harden, at L.A. Raiders (40)
9/21/86	Mike Harden, at Philadelphia (32)
12/1/85	Mike Harden, at Pittsburgh (42)
12/15/84	Steve Foley, at Seattle (40)
10/7/84	Ken Woodard, at Detroit (27)
9/23/84	Mike Harden, vs. Kansas City (45)
9/16/84	Randy Robbins, at Cleveland (62)
11/29/80	Don Latimer, vs. Seattle (15)
10/5/80	Randy Gradishar, at Cleveland (93)
11/5/78	Tom Jackson, vs. N.Y. Jets (28)
11/27/77	Tom Jackson, vs. Baltimore (73)
10/16/77	Louis Wright, at Oakland (18)
11/14/76	Tom Jackson, at San Diego (46)
11/7/76	John Rowser, vs. Tampa Bay (32)
11/7/76	Randy Gradishar, vs. Tampa Bay (31)
9/19/76	John Rowser, vs. N.Y. Jets (41)
9/29/75	Randy Gradishar, vs. Green Bay (44)
10/13/74	Bill Thompson, vs. New Orleans (38)
10/28/73	Leroy Mitchell, at N.Y. Jets (40)
10/14/73	Bill Thompson, at Houston (59)
10/24/71	Fred Forsberg, at Cleveland (40)
12/7/69	George Burrell, at Miami (38)
11/16/69	Bill Thompson, vs. Houston (57)
12/17/67	Nemiah Wilson, vs. Kansas City (70)
10/22/67	Nemiah Wilson, vs. San Diego (40)
9/3/67	Goldie Sellers, vs. Boston (24)
11/14/65	John Bramlett, at Houston (25)
11/7/65	Nemiah Wilson, vs. San Diego (65)
10/17/65	John Griffin, vs. Houston (44)
11/1/64	Tom Janik, at Kansas City (22)
10/6/63	Goose Gonsoulin, vs. San Diego (43)
11/22/62	Jim McMillin, vs. N.Y. Titans (59)
	(48 after lateral from Ed McDaniel)
10/5/62	John McGeever, vs. Oakland (48)
10/5/62	Goose Gonsoulin, vs. Oakland (64)
9/30/62	Bob Zeman, at N.Y. Titans (30)
10/2/60	Bill Yelverton, vs. Oakland (20)
9/18/60	John Pyeatt, at Buffalo (40)

INDIVIDUAL RECORDS — SAFETIES / FUMBLES / SACKS

SAFETIES

Most Safeties

Career

- 3 Rulon Jones, 1980-88
- 1 21 players (last: Malik Jackson, vs. Green Bay, 11/1/15)

Note: Denver has totaled 10 team safeties

Season

- 1 24 times (last: Malik Jackson, vs. Green Bay, 11/1/15)

FUMBLE RETURNS

Longest Scoring Fumble Return

- 88 Bob Swenson, at San Francisco, 11/18/79
- 86 Louis Wright, at Buffalo, 12/2/79
(78 after lateral from Randy Gradishar)
- 80 Bill Thompson, vs. Oakland, 10/22/73
- 75 Jason Hunter, vs. Kansas City, 11/14/10
- 70 Kareem Jackson, at Houston, 12/8/19
(after lateral from Jeremiah Attaochu)
- 69 Bud McFadin, vs. N.Y. Titans, 11/22/62
- 65 Tony Carter, at San Diego, 10/15/12
- 64 Dennis Smith, vs. New England, 11/4/84
- 60 Von Miller, at New England, 11/24/13

Miscellaneous Returns For Touchdowns (60)

- 12/8/19 Jackson (F****), at Houston (70)
- 12/31/17 Anderson (F), vs. Kansas City (38)
- 11/5/17 Marshall (F), at Philadelphia (19)
- 9/18/16 Shane Ray (F), vs. Indianapolis (15)
- 9/17/15 Bradley Roby (F), at Kansas City (21)
- 12/28/14 Tony Carter (F), vs. Oakland (20)
- 11/24/13 Von Miller (F), at New England (60)
- 9/29/13 Steven Johnson (BP), vs. Philadelphia (17)
- 10/15/12 Tony Carter (F), at San Diego (65)
- 11/14/10 Jason Hunter (F), vs. Kansas City (75)
- 12/6/09 André Goodman (F), at Kansas City (30)
- 11/9/09 Robert Ayers (F), vs. Pittsburgh (54)
- 11/30/08 Vernon Fox (F), at N.Y. Jets (23)
- 9/21/08 Nate Webster (F), vs. New Orleans (34)
- 11/1/07 Nate Webster (F), at Kansas City (17)
- 10/21/07 Tim Crowder (F), vs. Pittsburgh (50)
- 9/22/02 Chester McGlockton (F), vs. Buffalo (24)
- 12/17/00 Jason Suttle (FKO), at Kansas City (0)
- 11/13/00 Ian Gold (BP), vs. Oakland (12)
- 9/17/00 Trevor Pryce (F), at Oakland (28)
- 12/19/99 Glenn Cadrez (F), vs. Seattle (37)
- 12/21/98 Rod Smith (F), at Miami (0)
- 11/2/97 Darrius Johnson (FKO), vs. Seattle (6)
- 9/21/97 Alfred Williams (F), vs. Cincinnati (51)
- 12/17/95 Ray Crockett (F), at Kansas City (50)
- 11/21/93 Derek Russell (F), vs. Pittsburgh (0)
- 9/6/92 Michael Brooks (F), vs. L.A. Raiders (54)
- 11/24/91 Warren Powers (F), at Seattle (22)
- 9/23/90 Karl Mecklenburg (F), vs. Seattle (2)
- 12/16/89 Karl Mecklenburg (F), at Phoenix (23)
- 11/12/89 Greg Kragen (F), at Kansas City (17)
- 11/16/86 Andre Townsend (F), vs. Kansas City (7)
- 9/7/86 Ken Woodard (F), vs. L.A. Raiders (12)
- 11/17/85 Louis Wright (BFG), vs. San Diego (60)
- 11/4/84 Dennis Smith (F), vs. New England (64)
- 10/15/84 Louis Wright (F), vs. Green Bay (27)
- 10/15/84 Steve Foley (F), vs. Green Bay (22)
- 10/7/84 Rulon Jones (F), at Detroit (5)
- 11/13/83 Barney Chavous (F), at L.A. Raiders (0)
- 9/14/80 Bill Thompson (F), vs. Dallas (32)
- 12/27/79 Louis Wright (F), at Buffalo (86)
- 11/18/79 Bob Swenson (F), at San Francisco (88)
- 11/11/79 Rob Nairne (BP), vs. New England (22)
- 11/11/79 Rubin Carter (F), vs. New England (2)
- 10/14/79 Bill Thompson (F**), at Kansas City (2)
- 12/3/78 Randy Gradishar (F), at Oakland (30)
- 11/5/78 Bill Thompson (F), vs. N.Y. Jets (4)
- 11/7/76 Randy Polt (F**), vs. Tampa Bay (26)
- 9/26/76 Calvin Jones (F), vs. Cleveland (43)
- 11/23/75 Paul Smith (F), at Atlanta (38)
- 9/21/75 Jack Dolbin (F), vs. Kansas City (2)
- 10/22/73 Bill Thompson (F), vs. Oakland (80)
- 11/27/66 John Bramlett (BFG), vs. San Diego (86)
- 10/17/65 John Griffin (BP), vs. Houston (10)
- 9/24/65 John Bramlett (F), at Boston (0)
- 11/8/64 Jim McMillin (F), vs. San Diego (0)
- 11/1/64 Ed Cooke (F), at Kansas City (46)
- 10/13/63 Bud McFadin (F), vs. Houston (6)
- 12/9/62 Jim McMillin (F), at Dallas (9)
- 11/22/62 Bud McFadin (F), vs. N.Y. Titans (69)
- 12/10/61 Charles Gavin (BP), at Dallas (23)

F—fumble; FKO—fumble on kickoff; BP—blocked punt; BFG—blocked field goal; *lateral from Gradishar; **lateral from Swenson; ***lateral from Swenson; ****- lateral from Attaochu.

SACKS

NOTE: SACKS BECAME AN OFFICIAL STATISTIC TRACKED BY THE NFL IN 1982. BRONCOS SACK TOTALS BEFORE 1982 DERIVED FROM PLAY-BY-PLAY ANALYSIS.

Most Sacks

Career

- 110.5 Von Miller, 2011-19
- 97.5 Simon Fletcher, 1985-95
- 79.0 Karl Mecklenburg, 1983-94
- 75.0 Barney Chavous, 1973-85
- 73.5 Rulon Jones, 1980-88
- 64.5 Lyle Alzado, 1971-78
- 64.0 Trevor Pryce, 1997-2005
- 63.5 Elvis Dumervil, 2006-12
- 55.5 Paul Smith, 1968-78
- 44.0 Tom Jackson, 1973-86

Season

- 18.5 Von Miller, 2012
- 17.0 Elvis Dumervil, 2009
- 16.0 Simon Fletcher, 1992
- 14.5 Von Miller, 2018
- 14.0 Von Miller, 2014
- 13.5 Von Miller, 2016
- Simon Fletcher, 1993
- Simon Fletcher, 1991
- Rulon Jones, 1986

Game

- 4 Elvis Dumervil, vs. Cleveland, 9/20/09
- Simon Fletcher, at San Diego, 11/19/90
- Karl Mecklenburg, at Pittsburgh, 12/1/85
- Karl Mecklenburg, vs. New Orleans, 9/15/85
- Barney Chavous, at Seattle, 12/21/80
- Dave Costa, at Buffalo, 9/7/70
- Rich Jackson, at Cincinnati, 10/19/69

Most Sacks By a Rookie

Season

- 12.0 Bradley Chubb, 2018
- 11.5 Von Miller, 2011
- Rulon Jones, 1980
- 10.0 Mike Croel, 1991
- 8.5 Elvis Dumervil, 2006
- 8.0 Lyle Alzado, 1971

Game

- 3.0 Chubb, vs. L.A. Rams, 10/14/18
- Dumervil, at Cleveland, 10/22/06
- Jones, vs. Oakland, 12/14/80
- D. Jones, vs. Detroit, 12/22/19

Most Multi-Sack Games

Career

- 25 Von Miller, 2011-21
- 20 Elvis Dumervil, 2006-12
- Simon Fletcher, 1985-95
- 16 Barney Chavous, 1973-85
- 15 Paul Smith, 1968-78
- 13 Lyle Alzado, 1971-78
- 12 Trevor Pryce, 1997-05
- 11 Karl Mecklenburg, 1983-94
- Rulon Jones, 1980-88
- 10 Rich Jackson, 1967-72
- 9 Dave Costa, 1967-71

Most Consecutive Games With Sack

- * 10 Simon Fletcher (games 10-16, 1992; games 1-3, '93)
- 9 Von Miller (games 6-14, 2018)
- 8 Simon Fletcher (games 9-16, 1991)
- 7 Von Miller (games 1-7, 2016)
- 7 Lyle Alzado (games 9-14, 1984; game 1, '85)
- 6 Von Miller (games 8-13, 2012)
- 6 Von Miller (games 2-7, 2014)
- Elvis Dumervil (games 10-15, 2011)
- Rulon Jones (games 3-8, 1986)
- Rulon Jones (games 4-9, 1985)
- Barney Chavous (games 7-12, 1974)

* - NFL Record (tie)

INDIVIDUAL RECORDS — SCORING / KICKING

SCORING

Most Touchdowns Scored

Career

71	Rod Smith, 1995-2007 (1 rush, 68 rec., 2 ret.)
65	Terrell Davis, 1995-2002 (60 rush, 5 rec.)
60	Demaryius Thomas, 2010-18 (60 rec.)
55	Shannon Sharpe, 1990-98, '02-03 (55 rec.)
54	Floyd Little, 1967-75 (43 rush, 9 rec., 2 ret.)
48	Sammy Winder, 1982-90 (39 rush, 9 rec.)
46	Ed McCaffrey, 1995-2003 (46 rec.)
45	Haven Moses, 1972-81 (1 rush, 44 rec.)
44	Riley Odoms, 1972-83 (2 rush, 41 rec., 1 ret.)
	Lionel Taylor, 1960-66 (44 rec.)

Season

23	Terrell Davis, 1998 (21 rush, 2 rec.)
17	Clinton Portis, 2002 (15 rush, 2 rec.)
15	Mike Anderson, 2000 (15 rush)
	Terrell Davis, 1997 (15 rush)
	Terrell Davis, 1996 (13 rush, 2 rec.)
14	Demaryius Thomas, 2013 (14 rec.)
	Clinton Portis, 2003 (14 rush)
	Anthony Miller, 1995 (14 rec.)
	Sammy Winder, 1986 (9 rush, 5 rec.)
13	Six times (last: Moreno, 2013)

Game

5	Portis, vs. Kansas City, 12/7/03
4	Decker, at Kansas City, 12/1/13
	Portis, vs. Kansas City, 12/15/02
	Anderson, at New Orleans, 12/3/00
3	35 times (last: C. Anderson, vs. Oak., 12/18/14)

Most TDs Scored by a Rookie

Season

17	Clinton Portis, 2002 (15 rush, 2 rec.)
15	Mike Anderson, 2000 (15 rush)
10	Phillip Lindsay, 2018 (9 rush, 1 rec.)
	Jon Keyworth, 1974 (10 rush)
9	Knowshon Moreno, 2009 (7 rush, 2 rec.)
8	Mike Bell, 2006 (8 rush)
	Terrell Davis, 1995 (7 rush, 1 rec.)
	Bobby Humphrey, 1989 (7 rush, 1 rec.)

Game

4	Portis, vs. Kansas City, 12/15/02 (3 rush, 1 rec.)
	Anderson, at New Orleans, 12/3/00 (4 rush)
3	Davis, vs. Washington, 9/17/95 (2 rush, 1 rec.)
	Keyworth, vs. Kansas City, 11/18/74 (3 rush)
2	Many times (last: Williams, vs. Detroit, 12/12/21)

Most Consecutive Games Scoring, Non-Kicker

8	Terrell Davis, 1998
6	Wes Welker, 2013
	Terrell Davis, 1997-98
	Vance Johnson, 1987
	Floyd Little, 1972
	Al Denson, 1969
	Lionel Taylor, 1960-61

Most Points Scored

Career

1,786	Jason Elam, 1993-2007
837	Brandon McManus, 2014-21
742	Jim Turner, 1971-79
682	Matt Prater, 2007-13
655	Rich Karlis, 1982-88
429	David Treadwell, 1989-92
428	Rod Smith, 1995-2007
408	Gene Mingo, 1960-64
396	Terrell Davis, 1995-2002
362	Demaryius Thomas, 2010-18

Season

150	Matt Prater, 2013
138	Terrell Davis, 1998
137	Gene Mingo, 1962
133	Matt Prater, 2012
132	Jason Elam, 1995
129	Jason Elam, 2004
127	Jason Elam, 1998
125	Brandon McManus, 2015
124	Jason Elam, 2001
	Jason Elam, 1997

Game

30	Portis, vs. Kansas City, 12/7/03
24	Decker, at Kansas City, 12/1/13
	Portis, vs. Kansas City, 12/15/02
	Anderson, at New Orleans, 12/3/00
21	Mingo, at L.A. Chargers, 12/10/60
20	Scarpitto, at Buffalo, 12/18/66
	Mingo, vs. San Diego, 10/6/63
19	Mingo, vs. Oakland, 10/5/62
18	40 times (last: B. McManus, at N.E., 10/18/20)

Most Points Scored by a Rookie

Season

123	Gene Mingo, 1960
120	David Treadwell, 1989
119	Jason Elam, 1993
102	Clinton Portis, 2002
92	Mike Anderson, 2000

Game

24	Portis, vs. Kansas City, 12/15/02
	Anderson, at New Orleans, 12/3/00
21	Mingo, at L.A. Chargers, 12/10/60
18	Davis, vs. Washington, 9/17/95
	Keyworth, vs. Kansas City, 11/18/74

KICKING

Most PAT Attempts

Career

604	Jason Elam, 1993-2007
301	Jim Turner, 1971-79
261	Matt Prater, 2007-13
259	Brandon McManus, 2014-21
254	Rich Karlis, 1982-88
136	David Treadwell, 1989-92
126	Gene Mingo, 1960-64
95	Bobby Howfield, 1968-70
70	Fred Steinfort, 1979-81
58	Gary Kroner, 1965-67

Season

75	Matt Prater, 2013
58	Jason Elam, 1998
55	Matt Prater, 2012
49	Jason Elam, 2000
46	Jason Elam, 1997
46	Jason Elam, 1996
45	Rich Karlis, 1986
44	Jason Elam, 2005
43	Rich Karlis, 1985
43	Jason Elam, 2002

Game

7	Prater, vs. Philadelphia, 9/29/13
	Prater, vs. Baltimore, 9/5/13
	Prater, vs. Kansas City, 11/14/10
	Elam, vs. Philadelphia, 10/30/05
6	17 times (last: McManus, vs. Dal., 9/17/17)

Most PATs Made

Career

601	Jason Elam, 1993-2007
283	Jim Turner, 1971-79
259	Matt Prater, 2007-13
252	Brandon McManus, 2014-21
244	Rich Karlis, 1982-88
132	David Treadwell, 1989-92
120	Gene Mingo, 1960-64
93	Bobby Howfield, 1968-70
68	Fred Steinfort, 1979-81
57	Gary Kroner, 1965-67

Season

75	Matt Prater, 2013
58	Jason Elam, 1998
55	Matt Prater, 2012
49	Jason Elam, 2000
46	Jason Elam, 1997
46	Jason Elam, 1996
44	Rich Karlis, 1986
43	Jason Elam, 2005
42	Jason Elam, 2004
	Jason Elam, 2002

Game

7	Prater, vs. Philadelphia, 9/29/13
	Prater, vs. Baltimore, 9/5/13
	Prater, vs. Kansas City, 11/14/10
	Elam, vs. Philadelphia, 10/30/05
6	15 times (last: McManus, vs. Dal., 9/17/17)

INDIVIDUAL RECORDS — KICKING

Most PATs Made by a Rookie

Season	Player	Year
41	Jason Elam	1993
39	David Treadwell	1989
33	Gene Mingo	1960
30	Bobby Howfield	1968
18	Bob Humphreys	1967

Highest PAT Percentage

Career (min. 30 attempts)	Player	Year
.995	Jason Elam	1993-2007 (601-604)
.992	Matt Prater	2007-13 (259-261)
.983	Gary Kroner	1965-67 (57-58)
.979	Bobby Howfield	1968-70 (93-95)
.973	Brandon McManus	2014-21 (252-259)
.971	Fred Steinfort	1979-81 (68-70)
.971	David Treadwell	1989-92 (132-136)
.961	Rich Karlis	1982-88 (244-254)

Season (min. 14 attempts)

1,000	29 times (last: B. McManus, 2018 (35-35))
-------	---

Most Consecutive PATs Made

371	Jason Elam (9th gm. in '93 - 11th '02)
131	Jason Elam (11th gm. in '02 - 13th '05)
96	Matt Prater (9th gm. in '10 - 16th '12)
91	Brandon McManus (3rd game in '16 - 3rd in '19)
82	Rich Karlis (5th gm. '86 - 9th '88)
	Jim Turner (1st gm. '71 - 9th '73)

Most Field Goals Attempted

Career	Player	Year
490	Jason Elam	1993-2007
238	Brandon McManus	2014-21
232	Jim Turner	1971-79
193	Rich Karlis	1982-88
170	Matt Prater	2007-13
127	David Treadwell	1989-92
118	Gene Mingo	1960-64
79	Bobby Howfield	1968-70
64	Fred Steinfort	1979-81
56	Gary Kroner	1965-67

Season

39	Gene Mingo, 1962
38	Jason Elam, 1995
	Rich Karlis, 1985
	Jim Turner, 1971
37	Jason Elam, 1994

Game

7	Karlis, at San Diego, 10/2/88
	Mingo, vs. San Diego, 10/6/63
6	7 times (last: McManus, vs. Las Vegas, 1/3/21)
5	23 times (last: McManus, vs. Indianapolis, 9/8/16)

Most Field Goals Made

Career	Player	Year
395	Jason Elam	1993-2007
195	Brandon McManus	2014-21
151	Jim Turner	1971-79
141	Matt Prater	2007-13
137	Rich Karlis	1982-88
99	David Treadwell	1989-92
72	Gene Mingo	1960-64
43	Fred Steinfort	1979-81
40	Bobby Howfield	1968-70
29	Gary Kroner	1965-67

Season

31	Jason Elam, 2001
	Jason Elam, 1995
30	Brandon McManus, 2015
	Matt Prater, 2009
	Jason Elam, 1994
29	Brandon McManus, 2016, '19
	Jason Elam, 2004
	Jason Elam, 1999
28	Brandon McManus, 2020
27	Six times, last Jason Elam 2007

Game

6	McManus, at New England, 10/18/20
5	Barth, vs. San Diego, 12/14/14
	Barth, at Kansas City, 11/30/14
	Elam, vs. Miami, 10/13/02
	Elam, at Kansas City, 11/16/97
	Elam, vs. Buffalo, 9/3/95
	Karlis, vs. Seattle, 11/20/83
	Mingo, vs. San Diego, 10/6/63
4	33 times (last: McManus, vs. N.Y. Jets, 9/26/21)

Most Field Goals Made by a Rookie

Season	Player	Year
27	David Treadwell	1989
26	Jason Elam	1993
18	Gene Mingo	1960
11	Rich Karlis	1982
9	Bobby Howfield	1968

Game

4	Elam, at N.Y. Jets, 9/5/93
	Treadwell, at Buffalo, 9/18/89
	Mingo, at L.A. Chargers, 12/10/60
	Mingo, vs. L.A. Chargers, 10/16/60
3	Five times (last: Elam, at L.A. Raiders, 1/2/94)

Highest Field Goal Percentage

Career (min. 20 attempts)	Player	Year
.829	Matt Prater	2007-13 (141-170)
.819	Brandon McManus	2014-21 (195-238)
.806	Jason Elam	1993-2007 (395-490)
.780	David Treadwell	1989-92 (99-127)
.710	Rich Karlis	1982-88 (137-193)
.672	Fred Steinfort	1979-81 (43-64)
.651	Jim Turner	1971-79 (151-232)
.610	Gene Mingo	1960-64 (72-118)
.518	Gary Kroner	1965-67 (29-56)
.506	Bobby Howfield	1968-70 (40-79)

Season (min. 10 attempts)

.962	Matt Prater, 2013 (25-26)
.938	Connor Barth, 2014 (15-16)
.931	Jason Elam, 2006 (27-29)
.889	Matt Prater, 2010 (16-18)
.871	Jason Elam, 2007 (27-31)
	Jason Elam, 2003 (27-31)
.861	Jason Elam, 2001 (31-36)
.857	Matt Prater, 2009 (30-35)
	Brandon McManus, 2015 (30-35)
.853	Brandon McManus, 2015 (29-34), '19 (29-34)
	Jason Elam, 2004 (29-34)

Highest Field Goal Percentage by a Rookie

Season (min. 15 attempts)

.818	David Treadwell, 1989 (27-33)
.743	Jason Elam, 1993 (26-35)
.643	Gene Mingo, 1960 (18-28)
.500	Bobby Howfield, 1968 (9-18)
.467	Bob Humphreys, 1967 (7-15)

Longest Field Goals

64	Matt Prater, vs. Tennessee, 12/8/13
63	Jason Elam, vs. Jacksonville, 10/25/98
61	Brandon McManus, at L.A. Chargers, 1/2/22
59	Matt Prater, vs. Chicago, 12/11/12
59	Matt Prater, vs. New York Jets, 10/17/10
58	Brandon McManus, vs. New Orleans, 11/29/20
57	Brandon McManus, vs. Baltimore, 9/13/15
	Fred Steinfort, vs. Washington, 10/13/80
56	Brandon McManus, vs. Tampa Bay, 9/27/20
	Brandon McManus, vs. Baltimore, 9/13/15
	Matt Prater, at Kansas City, 9/28/08
	Jason Elam, at Houston, 11/26/95

* - NFL record

Most Consecutive Games with Field Goal

18	Jason Elam (1st in '06 - 2nd in '07)
16	Jason Elam (12th in '02 - 11th in '03)
	Brandon McManus (last 15 in '16 - 1st in '17)
	Matt Prater (last 9 in '09 - first 6 in '10)
	Rich Karlis (13th in '84 - 11th in '85)
13	Jason Elam (6th in '01 - 2nd in '02)

Most Consecutive Field Goals Made

21	Brandon McManus (3rd in '20 - 23rd in '20)
19	Jason Elam (last 17 in '06 - first 2 in '07)
	Jason Elam (last 1 in '97 - first 18 in '98)
18	Matt Prater (last 8 in '09 - first 6 in '10)
16	Matt Prater (last 2 in '12 - first 10 in '15)
15	Brandon McManus (last 15 in '16)
	Jason Elam (last 15 in '07)

Most Consecutive Games Scoring

236	Jason Elam, 1993-2007
92	Matt Prater, 2008-13
69	Rich Karlis, 1984-88

TEAM RECORDS — WINNING TRADITION / STREAKS

WINNING TRADITION

SUPER BOWL WINS

3 1997 (XXXII), 1998 (XXXIII), 2015 (50)

AMERICAN FOOTBALL CONFERENCE CHAMPIONSHIPS

8 1977, 1986, 1987, 1989, 1997, 1998, 2013, 2015

AFC WESTERN DIVISION TITLES

15 1977, 1978, 1984, 1986, 1987, 1989, 1991, 1996, 1998, 2005, 2011, 2012, 2013, 2014, 2015

PLAYOFF BERTHS

22 1977, 1978, 1979, 1983, 1984, 1986, 1987, 1989, 1991, 1993, 1996, 1997, 1998, 2000, 2003, 2004, 2005, 2011, 2012, 2013, 2014, 2015

WINNING SEASONS

29 1973, 1974, 1976, 1977, 1978, 1979, 1981, 1983, 1984, 1985, 1986, 1987, 1989, 1991, 1993, 1996, 1997, 1998, 2000, 2002, 2003, 2004, 2005, 2006, 2012, 2013, 2014, 2015, 2016

STREAKS

MOST WINS, ONE SEASON

14 1998
13 2013
2012
2005
1996
1984
12 2015
2014
1997
1991
1977

MOST CONSECUTIVE WINS

17 2012-13 (last 11 of '12, first 6 of '13)
14 1997-98 (last one of '97, first 13 of '98)
10 1984 (games 3-12)
9 2015-16 (last 5 of '15, first 4 of '16)
1996 (games 5-13)
8 2014-15 (last one of '14, first seven of '15)
1985-1986 (last two of '85, first six of '86)
1976-1977 (last two of '76, first six of '77)

MOST CONSECUTIVE GAMES WITHOUT LOSS

17 2012-13 (last 11 of '12, first 6 of '13)
14 1997-98 (last one of '97, first 13 of '98)
10 1984 (games 3-12)
9 2015-16 (last 5 of '15, first 4 of '16)
1996 (games 5-13)
8 2014-2015 (last one of '14, first seven of '15)
1985-86 (last two of '85, first six of '86)
1976-77 (last two of '76, first six of '77)
7 1973 (games 5-11)

MOST CONSECUTIVE LOSSES

11 11/3/63 through 10/4/64
9 9/10/67 through 11/12/67
8 10/15/17 through 12/3/17
12/9/18 through 9/29/19

MOST CONSECUTIVE GAMES WITHOUT WIN

14 10/13/63 through 10/4/64
9 9/10/67 through 11/12/67
8 10/15/17 through 12/3/17
11/29/70 through 10/10/71
10/30/60 through 12/17/60
7 11/11/62 through 9/14/63
10/29/61 through 12/10/61

MOST CONSECUTIVE HOME WINS

24 9/1/96 through 12/27/98
13 9/30/12 through 12/8/13
12/12/04 through 10/15/06
12 10/16/83 through 11/18/84
11 9/7/14 through 11/1/15
9 10/16/88 through 10/15/89
8 12/28/15 through 10/30/16
12/1/91 through 11/15/92
9/6/81 through 12/13/81

MOST CONSECUTIVE HOME LOSSES

7 9/24/67 through 9/29/68
6 10/13/63 through 10/4/64
5 11/21/82 through 9/25/83
11/7/65 through 9/25/66
10/28/62 through 9/7/63

MOST CONSECUTIVE HOME GAMES WITHOUT WIN

7 11/1/70 through 10/10/71
9/24/67 through 9/29/68
6 10/13/63 through 10/4/64
5 11/21/82 through 9/25/83
11/7/65 through 9/25/66
10/28/62 through 9/7/63

MOST CONSECUTIVE ROAD WINS

8 10/15/12 through 10/6/13
7 12/12/76 through 12/4/77
6 9/20/98 through 11/29/98
5 10/23/11 through 12/4/11
12/1/85 through 10/12/86
9/16/84 through 11/1/84
4 9/17/15 through 10/18/15
9/24/06 through 11/12/06
9/29/96 through 11/24/96

MOST CONSECUTIVE ROAD LOSSES

12 11/9/63 through 9/11/65
8 12/11/16 through 12/3/17
6 Six times (last: 10/10/10 through 12/19/10)

MOST CONSECUTIVE ROAD GAMES WITHOUT WIN

17 12/2/62 through 9/11/65
8 12/11/16 through 12/3/17
6 Six times (last: 10/10/10 through 12/19/10)

MOST CONSECUTIVE POSTSEASON WINS

7 12/27/97 through 1/31/99
3 1/17/15 through present

MOST CONSECUTIVE POSTSEASON LOSSES

5 1/15/78 through 12/30/84
3 12/31/00 through 1/9/05
1/12/92 through 1/4/97

MOST CONSECUTIVE POSTSEASON HOME WINS

6 1/4/87 through 1/4/92
4 12/27/97 through 1/14/06

MOST CONSECUTIVE POSTSEASON HOME LOSSES

1 Five times (last: vs. Indianapolis, 1/11/15)

MOST CONSECUTIVE POSTSEASON ROAD WINS

2 1/4/98 through 1/11/98

MOST CONSECUTIVE POSTSEASON ROAD LOSSES

4 12/31/00 through 1/14/12
3 12/30/78 through 12/24/83

MOST CONSECUTIVE PRESEASON WINS

9 8/22/81 through 8/20/83
7 8/14/76 through 8/20/77
6 9/4/99 through 8/11/01

MOST CONSECUTIVE PRESEASON LOSSES

6 8/17/68 through 8/16/69
8/5/60 through 8/12/61
5 8/21/65 through 8/12/66
8/25/61 through 8/18/62

MOST CONSECUTIVE PRESEASON HOME WINS

10 7/26/97 through 8/31/01
6 8/22/81 through 8/20/83

MOST CONSECUTIVE PRESEASON HOME LOSSES

4 8/7/65 through 8/28/66
3 8/17/68 through 8/16/69

MOST CONSECUTIVE PRESEASON ROAD WINS

5 8/17/14 through 8/11/16
4 8/10/02 through 8/16/03
9/2/77 through 8/19/78

MOST CONSECUTIVE PRESEASON ROAD LOSSES

7 8/25/90 through 8/16/93
6 8/30/68 through 8/29/70
8/5/60 through 8/12/61

TEAM RECORDS — SCORING / KICKING / OFFENSE

SCORING

MOST POINTS SCORED

Season

*606	2013
501	1998
485	2000
482	2014
481	2012
472	1997
395	2005
392	2002
391	1996
388	1995

* - NFL record

Game

52	vs. Philadelphia, 9/29/13
51	vs. Tennessee, 12/8/13 at Dallas, 10/6/13
50	vs. San Diego, 10/6/63
49	vs. Baltimore, 9/5/13 vs. Kansas City, 11/14/10 vs. Philadelphia, 10/30/05
48	vs. Tampa Bay, 11/7/76 at Houston, 10/14/73
47	vs. Oakland, 12/28/14

LARGEST MARGIN OF VICTORY

43	vs. N.Y. Jets, 9/19/76 (46-3) at Phoenix, 12/16/89 (37-0)
37	vs. Oakland, 10/5/62 (44-7) at Arizona, 10/18/18 (45-10) vs. Kansas City, 12/30/12 (38-3) vs. San Diego, 12/21/97 (38-3) vs. New England, 11/11/79 (45-10)
35	vs. Tampa Bay, 11/7/76 (48-13) vs. Kansas City, 12/9/07 (41-7)
34	vs. Cleveland, 10/15/00 (44-10) vs. Carolina, 11/9/97 (34-0) at New England, 10/8/95 (37-3) vs. Detroit, 11/1/87 (34-0)

MOST POINTS, ONE HALF

38	vs. Washington, 10/27/13 (second) vs. Seattle, 11/26/89 (first) vs. New England, 11/11/79 (first) vs. Tampa Bay, 11/7/76 (second)
35	at Arizona, 10/18/18 (first) vs. Baltimore, 9/5/13 (second) at San Diego, 10/15/12 (second) vs. Kansas City, 11/14/10 (first) vs. Philadelphia, 10/4/98 (first) vs. Dallas, 9/13/98 (first) vs. Minnesota, 11/18/84 (first)

MOST POINTS, ONE QUARTER

31	vs. Washington, 10/27/13 (fourth)
28	vs. Philadelphia, 10/4/98 (first)
26	at N.Y. Jets, 12/3/67 (second)
24	10 times [last: vs. San Diego, 9/14/08 (second)]

MOST TOUCHDOWNS SCORED

Season

*76	2013
62	1998
58	2000, 2014
57	2012
55	1997
47	1996
46	2005
45	2002, 1987, 1986, 1985

* - NFL record

Game

7	vs. Philadelphia, 9/29/13 vs. Baltimore, 9/5/13 vs. Kansas City, 11/14/10 vs. Philadelphia, 10/30/05
6	16 times (last: vs. Dallas, 9/17/17)

FEWEST POINTS SCORED

Season

148	1982 (player's strike; nine-game season)
196	1966
203	1971
240	1964
251	1961
253	1970
254	1975
255	1968
256	1967
262	1992

Game (times Denver shut out: 10)

0	at L.A. Chargers (21-0), 10/22/17 at L.A. Raiders (24-0), 11/22/92 at Philadelphia (30-0), 9/20/92 at New Orleans (42-0), 11/20/88 at Chicago (27-0), 9/9/84 at San Diego (23-0), 10/8/78 at San Diego (17-0), 12/15/74 at Kansas City (16-0), 12/6/70 at Oakland (51-0), 9/10/67 at San Diego (37-0), 10/29/61
2	at Kansas City (34-2), 9/22/68

LARGEST MARGIN OF DEFEAT

52	vs. Kansas City, 9/7/63 (59-7)
51	at Oakland, 9/10/67 (51-0)
46	vs. Kansas City, 10/23/66 (56-10)
45	vs. Oakland 10/24/10 (59-14)
43	at Kansas City, 10/29/67 (52-9)

KICKING

MOST FIELD GOALS MADE

Season

31	2001, 1995
30	2015, 2009, 1994
29	2019, 2016, 2004, 1999
28	2003, 1997, 2020
27	2007, 2006, 1991, 1989, 1962

Game

6	at New England, 10/18/20
5	Six times (last: at San Diego, 12/14/14)
4	34 times (last: vs. N.Y. Jets, 9/26/21)

HIGHEST PERCENTAGE ON PAT ATTEMPTS

1.000	25 times (last: 2018, 35 of 35)
-------	---------------------------------

TOTAL OFFENSE

MOST TOTAL PLAYS

Season

1,156	2013
1,152	1985
1,115	2000
1,092	1996
1,090	2012
1,077	1988
1,075	2017
1,071	1989
1,070	2004
	1987

Game

95	at Green Bay (at Milwaukee), 9/20/87 (OT)
91	vs. Tennessee, 12/8/13
88	at Seattle, 10/29/78 (OT)
86	at New England, 11/24/13 (OT) at Chicago, 12/12/76 vs. San Diego, 11/30/75 (OT)
84	vs. Oakland, 10/16/95 at Kansas City, 12/4/94 (OT) at L.A. Raiders, 10/28/84 (OT) vs. Boston, 12/3/61

TEAM RECORDS — OFFENSE / RUSHING

MOST YARDS TOTAL OFFENSE

Season	Yards
7,317	2013 (1,873 rush/5,444 pass)
6,554	2000 (2,311/4,243)
6,446	2014 (1,785/4,661)
6,366	2012 (1,832/4,534)
6,333	2008 (1,862/4,471)
6,332	2004 (2,333/3,999)
6,092	1998 (2,468/3,624)
6,090	2002 (2,266/3,824)
6,040	1995 (1,995/4,045)
5,872	1997 (2,378/3,494)

Game

568	vs. Arizona, 10/5/14 (92 rush/476 pass)
567	vs. Atlanta, 10/31/04 (68/499)
564	at Cleveland, 11/6/08 (123/441)
	vs. Philadelphia, 10/30/05 (255/309)
551	vs. Tennessee, 12/8/13 (154/397)
548	vs. Baltimore, 10/20/96 (222/326)
543	vs. N.Y. Jets, 9/19/76 (251/292)
538	at Seattle, 11/26/00 (301/237)
536	vs. Oakland, 9/23/13 (164/372)
	vs. San Diego, 11/19/00 (93/433)

HIGHEST AVERAGE GAIN PER PLAY

Season	Avg Gain
6.33	2013 (1,156-7,317)
6.21	2008 (1,019-6,333)
6.04	2014 (1,067-6,446)
5.92	2004 (1,070-6,332)
5.88	2000 (1,115-6,554)
5.85	1998 (1,041-6,092)
5.84	2012 (1,090-6,366)
5.76	2002 (1,057-6,090)
5.70	1995 (1,060-6,040)
5.68	2007 (976-5,541)

Game

9.53	vs. Dallas, 9/13/98 (54-515)
8.33	vs. Kansas City, 12/7/03 (61-508)
8.11	at Kansas City, 12/1/13 (66-535)
7.94	at Cleveland, 11/6/08 (71-564)
7.93	vs. Green Bay, 11/1/15 (63-500)
7.83	vs. Philadelphia, 10/30/05 (72-564)
7.77	vs. New England, 12/17/72 (62-482)
7.76	vs. Arizona, 12/29/02 (58-450)
7.73	vs. Kansas City, 9/21/75 (55-425)
	vs. San Diego, 1/3/16 (65-503)

FEWEST YARDS TOTAL OFFENSE

Season	Yards
2,837	1982 (players' strike; nine-game season) (1,018 rush/1,819 pass)
2,947	1967 (1,265/1,682)
3,168	1966 (1,173/1,995)
3,332	1964 (1,311/2,021)
3,811	1961 (1,091/2,720)
3,827	1970 (1,802/2,025)
3,906	1977 (2,043/1,863)
3,971	1968 (1,614/2,357)
3,995	1963 (1,508/2,487)
4,136	1976 (1,932/2,204)

Game

-5	at Oakland, 9/10/67 (48 rush/-53 pass)
26	at Houston, 9/3/66 (33/-7)
82	at Philadelphia, 9/20/92 (52/30)
112	vs. New Orleans, 11/29/20 (100/12)
128	at Washington, 10/12/92 (26/102)
130	at Chicago, 9/9/84 (53/77)
131	vs. Buffalo, 12/13/64 (47/84)
132	vs. Boston, 10/4/64 (53/79)
134	at Buffalo, 11/24/19 (85/49)
139	at Pittsburgh, 9/4/83 (138/1)

RUSHING

MOST RUSHES

Season	Rushes
601	1978
554	1989
546	2011
543	2003
542	2005
534	2004
525	1998
	1996
	1979
523	1977

Game

60	vs. San Diego, 11/30/75 (OT)
59	at Kansas City, 9/24/78 (OT)
	at Chicago, 12/12/76
57	at Seattle, 10/29/78 (OT)
	at Cleveland, 10/24/71
55	at Kansas City, 11/13/11
	vs. San Diego, 10/17/71
54	at Indianapolis, 12/21/03
53	at Kansas City, 11/20/77
51	at San Diego, 11/27/11
	at Oakland, 10/17/04
	vs. Green Bay, 10/17/99

MOST YARDS RUSHING

Season	Yards
2,632	2011
2,629	2003
2,539	2005
2,468	1998
2,451	1978
2,378	1997
2,362	1996
2,333	2004
2,311	2000
2,266	2002

Game

356	at Chicago, 12/12/76
328	vs. San Diego, 11/30/75 (OT)
301	at Seattle, 11/26/00
299	at Oakland, 11/6/11
292	at Oakland, 11/24/74
283	at New Orleans, 12/3/00
280	at New England, 11/24/13
	at Cleveland, 10/24/71
278	at Seattle, 10/29/78 (OT)
272	at Cincinnati, 10/19/69

HIGHEST AVERAGE GAIN PER RUSH

Season	Avg Gain
4.96	2002 (457-2,266)
4.85	2018 (393-1,907)
4.84	2003 (543-2,629)
4.82	2011 (546-2,632)
4.81	2008 (387-1,862)
4.70	1998 (525-2,468)
4.68	2005 (542-2,539)
4.57	1997 (520-2,378)
4.56	2007 (429-1,957)
4.53	1995 (440-1,995)
4.50	1996 (525-2,362)

Game (min. 10 rushes)

9.52	vs. Chicago, 11/23/03 (21-200)
9.00	at San Diego, 12/28/08 (10-90)
8.44	vs. Kansas City, 12/7/03 (32-270)
8.13	vs. New England, 12/18/11 (31-252)
8.09	vs. Arizona, 12/29/02 (32-259)
7.88	vs. Seattle, 12/19/99 (33-260) (OT)
7.73	vs. Houston, 10/18/92 (22-170)
7.67	at Oakland, 11/6/11 (39-299)
7.66	vs. Cincinnati, 9/21/97 (29-222)
7.63	at N.Y. Giants, 11/5/72 (24-183)

TEAM RECORDS — RUSHING / PASSING

Most Rushing Touchdowns

Season	Game
26	1998
25	2005
21	2002
	2000
20	2003
	1996
	1985
	1974
19	1994
	1990
Game	
5	vs. Kansas City, 12/7/03
4	Seven times (last: vs. San Francisco, 12/23/00)

Fewest Yards Rushing

Season	Game
1,018	1982 (players' strike; nine-game season)
1,091	1961
1,173	1966
1,195	1960
1,265	1967
1,298	1962
1,311	1964
1,470	1994
1,484	2016
1,500	1992

Game	Game
13	at Oakland, 10/22/72
14	vs. Miami, 11/2/08
18	at Las Vegas, 12/26/21
	at Tennessee, 12/11/16
	vs. San Diego, 12/12/13
19	at Tennessee, 10/3/10
20	at Dallas, 12/10/61
26	at Washington, 10/12/92
27	vs. Pittsburgh, 11/9/09
	at Buffalo, 9/15/62

PASSING

Most Pass Attempts

Season	Game
675	2013
626	1994
620	2008
617	1985
607	2014
606	2015
594	1995
588	2012
	2018
581	1988

Game	Game
59	vs. Tennessee, 12/8/13
	at Green Bay, 10/10/93
58	vs. San Diego, 11/19/00
57	at New England, 11/2/14
	vs. Indianapolis, 9/26/10
56	vs. Kansas City, 1/3/10
	at L.A. Raiders, 12/26/82
	at Boston, 9/21/62
	at Buffalo, 9/15/62

Most Completions

Season	Game
461	2013
402	2012
399	2014
388	1994
386	2008
368	2015
367	2018
359	2002
354	2000
	2021

Game	Game
39	vs. Tennessee, 12/8/13
37	vs. Indianapolis, 9/26/10
36	at Tennessee, 12/11/16
	vs. San Diego, 9/14/08
	vs. San Diego, 11/19/00
	vs. San Diego, 9/4/94
35	6 times (last: vs Las Vegas, 10/17/21)

Highest Completion Percentage

Season	Game
.684	2012 (402-588)
.683	2013 (461-675)
.657	2014 (399-607)
.654	2021 (354-541)
.648	2002 (359-554)
.633	2007 (326-515)
.633	1993 (350-553)
.624	2018 (367-588)
.623	2008 (386-620)
.622	2000 (354-569)

Game (min. 10 attempts)

.917	at L.A. Raiders, 11/2/86 (11-12)
.875	vs. San Diego, 9/27/81 (21-24)
.870	vs. Kansas City, 12/10/78 (20-23)
.865	vs. Oakland, 9/23/13 (32-37)
.829	at Oakland, 12/29/13 (34-41)
.824	at Indianapolis, 12/21/03 (14-17)
.815	vs. San Francisco, 10/19/14 (22-27)
	at Houston, 12/8/19 (22-27)
.811	vs. Philadelphia, 9/29/13 (30-37)
.808	at Tennessee, 12/25/04 (21-26)
.808	vs. Kansas City, 9/14/14 (21-26)
.800	vs. Miami, 11/23/14 (28-35)
.800	at San Diego, 10/15/12 (24-30)
.800	vs. Kansas City, 12/7/08 (32-40)

Most Yards Passing (Net Yards)

Season	Game
*5,444	2013
4,661	2014
4,534	2012
4,471	2008
4,243	2000
4,045	1995
4,038	2010
4,017	1994
3,999	2004
3,970	2015
*	NFL record

Game

499	vs. Atlanta, 10/31/04
479	vs. Arizona, 11/2/14
472	vs. Indianapolis, 9/26/10
459	vs. Kansas City, 11/18/74
445	vs. Baltimore, 9/5/13
443	vs. San Diego, 11/19/00
441	at Cleveland, 11/6/08
438	at New England, 11/2/14
431	vs. Oakland, 12/14/80

Fewest Yards Passing (Net Yards)

Season	Game
1,682	1967
1,819	1982 (players' strike; nine-game season)
1,863	1977
1,995	1966
2,021	1964
2,025	1970
2,065	1971
2,204	1976
2,328	1974
2,357	1968

TEAM RECORDS — PASSING

FEWEST YARDS PASSING (NET YARDS), CONT.

Game	
-53	at Oakland, 9/10/67
-7	at Houston, 9/3/66
1	at Pittsburgh, 9/4/83
6	vs. N.Y. Jets, 11/15/64
8	vs. Oakland, 9/3/78
12	vs. San Diego, 11/30/75 (OT)
18	vs. New Orleans, 11/29/20
20	at N.Y. Jets, 12/3/67
20	at Houston, 11/14/65
30	at Philadelphia, 9/20/92

MOST TOUCHDOWN PASSES THROWN

Season	
*55	2013
40	2014
37	2012
32	1998
28	2000
27	2004
	1997
	1995
	1993
	1981
26	2001
	1996

* - NFL record

Game	
*7	vs. Baltimore, 9/5/13
5	at Oakland, 11/9/14
	vs. Kansas City, 11/14/10
	vs. San Diego, 11/19/00
	vs. Minnesota, 11/18/84
	vs. Buffalo, 10/28/62
4	27 times (last: at Carolina, 12/13/20)

* - NFL record (tie)

MOST INTERCEPTIONS THROWN

Season	
45	1961
40	1962
35	1960
34	1975
32	1964
30	1966
	1965
29	1992
28	1963
28	1970

Game	
8	at Houston, 12/2/62
6	vs. San Diego, 9/21/80
	vs. San Diego, 11/30/75 (OT)
	at San Diego, 9/24/72
	at Houston, 11/26/61
	vs. Buffalo, 11/19/61
	at Green Bay (at Milwaukee), 9/26/71
5	17 times (last: vs. Kansas City, 11/15/15)

BEST INTERCEPTION AVOIDANCE PERCENTAGE

Season	
.015	2013 (10-675)
.015	2005 (7-465)
.018	1993 (10-553)
.017	2021 (9-541)
.019	2012 (11-588)
.019	2016 (11-570)
.020	2019 (10-504)
.021	2010 (12-580)
.021	1994 (13-626)
.021	2000 (12-569)
.021	1997 (11-513)

HIGHEST AVERAGE GAIN PER ATTEMPT

Season	
8.25	2013 (675-5572)
8.23	1981 (485-3,992)
8.09	1974 (329-2,660)
7.94	2012 (588-4,671)
7.87	2014 (399-607)

HIGHEST AVERAGE GAIN PER COMPLETION

Season	
15.79	1968 (179-2,826)
14.94	1976 (168-2,510)
14.77	1969 (192-2,835)
14.60	1967 (150-2,190)
14.46	1974 (184-2,660)
14.43	1972 (201-2,900)
14.18	1963 (217-3,076)
14.16	1966 (166-2,351)
13.90	1977 (163-2,265)
13.81	1981 (289-3,992)

FEWEST TIMES DENVER PASSER SACKED

Season	
12	2008
15	2004
17	2014
20	2013
21	2012
22	1971
23	2005
24	1982 (players' strike; nine-game season)
	1965

MOST TIMES DENVER PASSER SACKED

Season	
63	1963
61	1981
	1964
58	1967
55	1994
	1983
52	2017
	1992
51	1969
50	1977

Game	
11	vs. Oakland, 11/5/67
	vs. Buffalo, 12/13/64
10	at Oakland, 10/31/76
	at Oakland, 12/8/75
9	Twice (last: vs. Kansas City, 10/17/19)

MOST YARDAGE LOST ON SACKS

Season	
590	1963
520	1964
508	1967
469	1968
461	1981
439	1983
402	1977
382	1992
366	1994
359	1975

Game	
95	vs. Oakland, 11/5/67
84	vs. Buffalo, 12/13/64
79	vs. Kansas City, 10/17/19
78	vs. Kansas City, 12/14/68
	vs. Boston, 9/29/63
	at Boston, 9/21/62
77	at Oakland, 12/8/75
74	at L.A. Raiders, 12/26/82
72	at Chicago, 10/2/83
71	vs. L.A. Raiders, 10/18/93
67	

TEAM RECORDS — FIRST DOWNS / PUNTING

FIRST DOWNS

Most First Downs

Season	First Downs
435	2013
383	2000
380	2012
360	2014
357	2002
354	2008
351	2004
347	1998
346	1994
344	1995

Game

39	vs. Tennessee, 12/8/13
35	vs. Philadelphia, 9/29/13
34	at Dallas, 10/6/13
	vs. San Diego, 9/14/08
	vs. San Diego, 11/19/00
	vs. Kansas City, 11/18/74
32	vs. Kansas City, 12/30/12
	at Cincinnati, 10/22/00
31	Six times (last: vs. Oakland, 9/23/13)

Most First Downs Rushing

Season

145	2005
138	1997
135	1998
134	1996
133	2003
132	1987
130	1979
129	2011
	1978
127	2004

Game

19	at Chicago, 12/12/76
	vs. San Diego, 11/30/75 (OT)
18	vs. N.Y. Jets, 11/20/05
17	at Seattle, 10/29/78 (OT)
16	at Kansas City, 10/27/85
	vs. N.Y. Giants, 10/26/80
	at Kansas City, 9/24/78 (OT)
	at Boston, 9/24/65
15	Six times (last: at New England, 11/24/13)

Most First Downs Passing

Season

293	2013
232	2012
227	2014
223	2008
	2000
205	1995
204	2010
202	1994
201	2015
199	2002

Game

25	vs. Tennessee, 12/8/13
	vs. Kansas City, 11/24/74
24	vs. San Diego, 12/3/00
23	vs. Washington, 10/17/13
	at Houston, 12/20/64
22	vs. Oakland, 12/14/80
21	vs. Kansas City, 1/3/10
	vs. New England, 10/11/09
	vs. Atlanta, 10/31/04
20	10 times (last: at New Orleans, 11/13/16)

Most First Downs by Penalty

Season

43	1994
41	1986
40	2004
	2019
39	2003
38	2020
	1983
36	2012
	2000
	1988
35	2014
	2013
	1993

Game

11	vs. Houston Oilers, 10/6/85
7	at N.Y. Jets, 10/1/20
	at Kansas City, 9/19/99
	at Kansas City, 11/16/98
	vs. L.A. Raiders, 9/7/86
6	Eight times (last: at Pittsburgh, 9/20/20)

Fewest First Downs

Season

170	1982 (players' strike; nine-game season)
171	1966
172	1967
207	1964
217	1971
	1970
	1968
219	1961
223	1977
230	1963

Game

0	at Houston, 9/3/66
3	at Oakland, 9/10/67
4	at Philadelphia, 9/20/92
6	vs. New Orleans, 11/29/20
7	at Washington, 10/12/92
	at Kansas City, 12/6/70
	vs. Buffalo, 12/13/64

PUNTING

Most Punts

Season

105	1967
101	2011
96	1984
	1978
	1968
94	1985
91	1977
89	2016
	1979
87	1983
	1970

Game

12	at Buffalo, 10/25/81
	vs. Cincinnati, 10/6/68
	at Oakland, 9/10/67
11	at Jacksonville, 12/04/16
	at Seattle, 11/30/92 (OT)
	vs. Seattle, 10/20/85 (OT)
10	Eight times (last: vs. Baltimore, 10/3/21)

Fewest Punts

Season

45	1982 (players' strike; nine-game season)
46	2008
54	1995
55	2002
60	2007
	1997
	1990
	1972
	1962
62	2000

TEAM RECORDS — PUNTING / RETURNS

FEWEST PUNTS, CONT.

Game	
0	at Dallas, 10/6/13 vs. Oakland, 9/30/12 vs. Buffalo, 12/21/08 vs. San Diego, 11/16/03 at Minnesota 11/4/90 vs. Dallas, 10/8/61
1	26 times (last: at N.Y. Jets, 10/1/20)

HIGHEST PUNTING AVERAGE

Season	
47.4	2011 (101-4,783)
46.7	2008 (46-2,150)
46.5	1999 (84-3,908)
46.3	2012 (67-3,099)
46.2	1998 (67-3,097)
46.1	2020 (66-3,040)
46.0	2021 (67-3,083)
45.7	2016 (89-4,068)
45.2	1966 (77-2,878)
45.1	1973 (69-3,114)

Game (min. 4 punts)

57.2	vs. L.A. Raiders, 9/26/88 (5-286) (OT)
56.6	vs. Seattle, 11/24/84 (5-283)
56.2	at Arizona, 12/12/10 (5-281)
55.8	vs. Cincinnati, 9/18/11 (6-335)
55.8	vs. San Diego, 12/16/90 (5-279)
55.0	at New England, 10/27/91 (5-275)
54.4	at Oakland, 9/20/98 (5-272)
54.3	at Arizona, 9/23/01 (4-217) vs. Minnesota, 10/31/99 (4-217)
54.2	vs. L.A. Chargers, 11/1/20 (6-325) at Oakland, 10/10/99 (5-271)

LOWEST PUNTING AVERAGE

Season	
35.1	1976 (84-2,945)
36.4	1978 (96-3,494)
37.3	1960 (70-2,610)
39.0	2002 (55-2,145)
39.2	1977 (91-3,563)
39.3	1986 (86-3,376)
39.4	1961 (80-3,149)
39.6	2000 (62-2,455)
39.9	1989 (80-3,188)
39.9	1975 (63-2,515)

HIGHEST NET PUNTING AVERAGE (SINCE 1976)

Season	
42.8	2021 (67-2,869)
42.1	2012 (67-2,822)
41.3	2016 (89-3,677)
40.8	2020 (66-2,734)
40.2	2011 (101-4,058)
39.5	2015 (85-3,357)
39.4	2019 (78-3,070)
39.0	2017 (76-3,309)
38.8	2013 (65-2,522)
38.5	1990 (60-2,313)

Game (min. 4 punts)

52.8	vs. L.A. Raiders, 9/26/88 (5-264) (OT)
52.3	vs. San Diego, 11/1/01 (6-314)
52.3	at Houston, 12/4/77 (4-209)
51.2	vs. San Diego, 12/16/90 (5-256)
51.0	vs. Cincinnati, 9/18/11 (6-306)
50.8	vs. Philadelphia, 11/14/21 (4-203)
50.6	at Atlanta, 9/17/12 (5-253)
49.8	vs. Oakland, 12/29/19 (5-249)
48.8	at Minnesota, 12/4/11 (6-293)
48.0	vs. Arizona, 10/5/14 (4-192)

PUNT RETURNS

MOST PUNT RETURNS

Season	
63	1970
58	1977
54	1999
53	1988
51	1981
	1978
	1976
49	1996
48	2012
	1987
	1986

Game

8	at Carolina, 11/11/12 vs. Chicago, 12/11/11 vs. San Diego, 12/27/87 vs. Baltimore, 10/22/78 vs. San Diego, 11/30/75 (OT) at Kansas City, 10/6/74 at Buffalo, 9/20/70
7	Eight times (last: vs. Miami, 12/12/04)

MOST PUNT RETURN YARDS

Season	
712	1977
640	1976
596	2011
583	1996
582	1978
556	1970
555	1997
552	1986
486	1987
474	1974

Game

168	vs. Carolina, 11/9/97
167	vs. Pittsburgh, 11/6/77
150	vs. San Diego, 12/27/88
128	vs. Oakland, 9/12/11 vs. San Francisco, 9/19/82 at N.Y. Jets, 12/3/67 at Carolina, 11/11/12 vs. Cleveland, 9/26/76
121	at N.Y. Giants, 9/15/13 vs. St. Louis, 9/14/97 at Buffalo, 9/20/70

HIGHEST PUNT RETURN AVERAGE

Season	
14.5	1982 (21-305) (players' strike; nine-game season)
13.5	1997 (41-555)
13.4	2020 (20-267)
13.5	1967 (26-351)
13.1	2001 (31-405)
12.9	1963 (30-387)
12.7	2011 (47-596)
12.5	1976 (51-640)
12.3	1977 (58-712)
12.2	1969 (37-450)

MOST PUNT RETURN TOUCHDOWNS

Season	
4	1976
3	1997
2	2011, 2003, 1986, 1982
1	19 times (last: 2020)

Game

2	vs. Carolina, 11/9/97 vs. Cleveland, 9/26/76
1	28 times (last: at Carolina, 12/13/20)

KICKOFF RETURNS

MOST KICKOFF RETURNS

Season	
78	1963
76	1964
75	1994
71	2008
	1965
67	2001
	1960
66	Three times (last: 2000)

TEAM RECORDS — KICK RETURNS / FUMBLES

MOST KICKOFF RETURNS, CONT.

<u>Game</u>	
10	at Arizona, 12/12/10 at Indianapolis, 10/31/88 vs. Boston, 10/4/64
9	at San Diego, 12/22/63 at Buffalo, 12/24/11 at San Diego, 12/28/08 at Kansas City, 12/18/83 at Boston, 10/18/63 vs. Kansas City, 9/7/63
8	18 times (last: at Oakland, 12/19/10)

MOST KICKOFF RETURN YARDS

<u>Season</u>	
1,801	1963
1,758	1964
1,731	1965
1,576	2001
1,558	1966
1,550	2008
1,547	1960
1,523	1994
1,518	1967
1,501	1961

<u>Game</u>	
295	vs. Boston, 10/4/64
289	vs. Kansas City, 9/7/63
272	at Arizona, 12/12/10
238	at Kansas City, 10/8/63
226	at Indianapolis, 10/31/88
217	at San Diego, 10/29/61
216	at Houston, 9/3/66
215	at San Diego, 10/29/61
211	at Minnesota, 11/4/90
208	vs. Boston, 11/11/62 at Boston, 9/21/62

HIGHEST KICKOFF RETURN AVERAGE

<u>Season</u>	
26.9	1966 (58-1,588)
25.3	1967 (60-1,518)
25.1	2014 (32-802)
25.0	2013 (39-974)
24.5	2019 (21-534)
	2011 (39-956)
	1975 (59-1,446)
24.4	1965 (71-1,731)
24.3	2010 (59-1,435)
24.2	1998 (58-1,402)

MOST KICKOFF RETURN TOUCHDOWNS

<u>Season</u>	
3	1966
1	Nine times (last: 2013)

<u>Game</u>	
1	12 times (last: vs. Philadelphia, 9/29/13)

FUMBLES

MOST BRONCOS FUMBLES

<u>Season</u>	
36	1984
	1966
35	1979
34	1988
	1983
	1963
33	1999
	1961
32	1960
31	1991

<u>Game</u>	
6	vs. Washington, 11/18/01 vs. Philadelphia, 10/29/89 vs. Cleveland, 10/19/75 at Boston, 11/6/66
	vs. L.A. Chargers, 10/16/60
5	16 times (last: at New England, 11/24/13)

MOST BRONCOS FUMBLES LOST

<u>Season</u>	
20	1961
19	1983
18	1994
	1993
	1981
	1979
17	Seven times (last: 2011)

<u>Game</u>	
5	vs. Cleveland, 10/19/75 vs. Chicago, 9/30/73
4	Eight times (last: at Indianapolis, 10/31/88)

FEWEST BRONCOS FUMBLES

<u>Season</u>	
12	2021
15	2009
	1969
16	2015
	2014
17	1998
18	2018
	2008
	2005
21	2019
	2002
	1973
22	2012

FEWEST BRONCOS FUMBLES LOST

<u>Season</u>	
5	2014
6	2019
	2018
	2003
	1998
7	2002
8	2015
	2001
	1985
	1969
	1964

MOST OPPONENT FUMBLES

<u>Season</u>	
46	1983
44	1984
43	1989
40	1964
37	1975
36	1990
	1981
	1971
35	1987, 1970, 1966

<u>Game</u>	
7	vs. Green Bay, 10/15/84 vs. Seattle, 11/20/83 at Oakland, 10/4/81 vs. Buffalo, 12/13/64
6	11 times (last: at New England, 11/24/13)

MOST OPPONENT FUMBLES RECOVERED

<u>Season</u>	
24	1984
23	1981
22	1989
21	1964
20	1983
	1971
	1963
19	1987, 1979, 1962

<u>Game</u>	
6	at Buffalo, 12/2/79
5	vs. Seattle, 12/13/81 at Boston, 11/6/66 vs. Buffalo, 12/13/64 at Oakland, 10/14/62
4	11 times (last: at L.A. Raiders, 10/28/84) (OT)

TEAM RECORDS — FUMBLES / TURNOVERS / PENALTIES

FEWEST OPPONENT FUMBLES

Season	
12	2021
13	2017
15	2008
16	2020
	2019
17	1982 (players' strike; nine-game season)
19	2011
20	1995

FEWEST OPPONENT FUMBLES RECOVERED

Season	
6	2020
	2021
7	2017
	2014
	2008
8	1982 (players' strike; nine-game season)
	2012
	2010
	2004
9	2013
	2011
	1996

TURNOVERS

MOST TAKEAWAYS

Season	
55	1984 (31 INT / 24 FUM)
53	1964 (32 INT / 21 FUM)
47	1987 (28 INT / 19 FUM)
	1983 (27 INT / 20 FUM)
46	1981 (23 INT / 23 FUM)
	1962 (27 INT / 19 FUM)
44	2000 (27 INT / 17 FUM)
	1978 (31 INT / 13 FUM)
	1960 (27 INT / 17 FUM)
43	1989 (21 INT / 22 FUM)

Game

10	at Detroit, 10/7/84 (7 INT / 3 FUM)
8	vs. Seattle, 11/20/83 (4 INT / 4 FUM)
	at Oakland, 10/16/77 (7 INT / 1 FUM)
7	Eight times [last: at LA Raiders, 10/28/84 (3 INT / 4 FUM)]

FEWEST TAKEAWAYS

Season	
13	2008 (6 INT / 7 FUM)
16	2020 (10 INT / 6 FUM)
17	2017 (10 INT / 7 FUM)
18	2011 (9 INT / 9 FUM)
	2010 (10 INT / 8 FUM)
19	2021 (13 INT / 6 FUM)
	1982 (12 INT / 7 FUM) (players' strike; nine-game season)
20	2004 (12 INT / 8 FUM)
	2003 (9 INT / 11 FUM)
21	1995 (8 INT / 13 FUM)

MOST GIVEAWAYS

Season	
65	1961 (45 INT / 20 FUM)
54	1962 (40 INT / 14 FUM)
52	1960 (35 INT / 17 FUM)
48	1975 (34 INT / 14 FUM)
47	1966 (30 INT / 17 FUM)
46	1965 (30 INT / 16 FUM)
43	1992 (29 INT / 14 FUM)
	1963 (28 INT / 15 FUM)
41	1983 (22 INT / 19 FUM)
	1979 (23 INT / 18 FUM)
	1970 (28 INT / 13 FUM)

* - NFL Record

Game

9	at Houston, 12/2/62 (8 INT / 1 FUM)
	vs. Buffalo, 11/19/61 (6 INT / 3 FUM)
8	vs. Buffalo, 9/19/65 (5 INT / 3 FUM)
	at Houston, 11/26/61 (6 INT / 2 FUM)
7	Seven times [last: vs. San Diego, 9/21/80 (6 INT / 1 FUM)]

FEWEST GIVEAWAYS

Season	
16	2005 (7 INT / 9 FUM)
18	2021 (9 INT / 9 FUM)
20	2014 (15 INT / 5 FUM)
	1998 (14 INT / 6 FUM)
21	2018 (15 INT / 6 FUM)
	1997 (11 INT / 10 FUM)
23	2009 (13 INT / 10 FUM)
24	2003 (18 INT / 6 FUM)
25	2016 (11 INT / 14 FUM)
	2012 (11 INT / 14 FUM)
	2000 (12 INT / 13 FUM)
	1991 (12 INT / 13 FUM)

CONSECUTIVE GAMES WITH A TAKEAWAY

36	1982-84 (2nd game '82 through 12th game '84)
----	--

CONSECUTIVE GAMES WITHOUT A GIVEAWAY

4	2005 (3rd through 6th)
---	------------------------

BEST TAKEAWAY RATIO

Season	
+21	1984 (55 Takeaways / 34 Giveaways)
+20	2005 (36/16)
+19	2000 (44/25)
+13	1964 (53/40)
+12	1977 (39/27)
+11	1989 (43/32)
	1987 (47/36)
	1967 (41/30)
+10	2001 (37/27)
	1998 (30/20)
	1997 (31/21)
	1978 (44/34)

Game

+8	at Oakland, 10/16/77 (8 Takeaways / 0 Giveaways)
----	--

WORST TAKEAWAY RATIO

Season	
-25	1961 (40 Takeaways / 65 Giveaways)
-17	2017 (17/34)
	2008 (13/30)
	1982 (19/36)
-16	2020 (16/32)
	1975 (32/48)
	1966 (31/47)
-12	2011 (18/30)
	1992 (31/43)
	1972 (22/34)

Game

-9	vs. Buffalo, 11/19/61 (0 Takeaways / 9 Giveaways)
----	---

PENALTIES

MOST PENALTIES

Season	
132	1978
120	2014
117	2013
116	1997
	1979
115	2015
	1998
114	1999
113	2017

Game

15	vs. Kansas City, 11/27/16
	vs. Tampa Bay, 11/7/76
14	at Philadelphia, 11/5/17
	at Kansas City, 9/20/93
	vs. Oakland, 10/17/76
	at N.Y. Jets, 10/28/73
13	Six times (last vs. Kansas City, 11/17/13)

TEAM RECORDS — PENALTIES / THIRD DOWNS / DEFENSE

MOST YARDS PENALIZED

Season	
1,092	1978
1,063	2015
1,045	2014
1,023	1998
1,006	1997
	1979
1,000	2013
986	1976
985	2018
	2016

Game

160	vs. Tampa Bay, 11/7/76
148	at Seattle, 10/14/01
146	at Kansas City, 12/16/01 (OT)
134	vs. Pittsburgh, 11/6/77
132	at N.Y. Giants, 9/15/13
	at Oakland, 10/17/76
130	vs. N.Y. Titans, 11/22/62
128	at Minnesota, 10/26/87
	at Seattle, 12/8/79
127	at Pittsburgh, 12/20/15

FEWEST PENALTIES

Season	
48	1967
54	1982 (players' strike; nine-game season)
	1960
60	1961
64	1962
65	1963
66	1966
67	2006
	1971
69	1965

Game

0	vs. Kansas City, 9/17/06 (OT)
	at Chicago, 12/18/93
	vs. Kansas City, 12/16/67
1	19 times (last: at New Orleans, 11/13/16)

FEWEST YARDS PENALIZED

Season	
478	2006
501	1960
512	1967
516	1982 (players' strike; nine-game season)
548	1963
560	1961
594	1989
610	2007
613	1962
632	1974

Game

0	vs. Kansas City, 9/17/06 (OT)
	at Chicago, 12/18/93
	vs. Kansas City, 12/17/67
	at Boston, 9/21/62
5	vs. Kansas City, 12/7/08
	at Arizona, 12/17/06
	vs. Atlanta, 10/16/88
	at Kansas City, 10/27/85
	vs. Kansas City, 9/7/63
	vs. Boston, 11/11/62
	vs. Dallas, 10/30/60

THIRD DOWNS (SINCE 1972)

MOST THIRD DOWN ATTEMPTS

Season	
252	1985

MOST THIRD DOWN CONVERSIONS

Season	
112	1996

HIGHEST THIRD DOWN PERCENTAGE

Season	
.489	1996 (112-229)

TOTAL DEFENSE

FEWEST POINTS ALLOWED

Season	
148	1977
198	1978
206	1976
226	1989
	1982 (players' strike; nine-game season)
235	1991
241	1984
258	2005
262	1979
264	1970

Game (List of Denver Shutouts: 20)

Denver 26, N.Y. Jets 0, 9/26/21
Denver 16, Tennessee 0, 10/13/19
Denver 23, N.Y. Jets 0, 12/10/17
Denver 24, N.Y. Jets 0, 11/20/05
Denver 34, Carolina 0, 11/9/97
Denver 27, Oakland 0, 10/16/95
Denver 12, at Cleveland 0, 9/27/92
Denver 37, at Phoenix 0, 12/16/89
Denver 12, at San Diego 0, 10/2/88
Denver 24, San Diego 0, 12/27/87
Denver 34, Detroit 0, 11/1/87
Denver 21, Kansas City 0, 10/23/84
Denver 17, at Oakland 0, 10/4/81
Denver 7, San Diego 0, 10/7/79
Denver 10, Cincinnati 0, 9/2/79
Denver 7, St. Louis 0, 9/18/77
Denver, 17, at San Diego 0, 11/14/76
Denver 26, San Diego 0, 10/3/76
Denver 27, Cleveland 0, 10/24/71
Denver 13, San Diego 0, 11/2/69

FEWEST TOUCHDOWNS ALLOWED

Season	
18	1977
21	1978
22	1991
25	1989
	1982 (players' strike; nine-game season)
	1976
26	1984
27	1993
28	1970
29	2006

FEWEST FIELD GOALS ALLOWED

Season	
8	1977
12	1976
13	1995
	1961
14	2005
	1998
	1997
	1987
	1965
15	1981
	1979
	1967
	1963

FEWEST TOTAL PLAYS ALLOWED

Season	
616	1982 (players' strike; nine-game season)
825	1971
838	1970
847	1963
850	1965
871	1966
872	1973
876	1972
899	1961

TEAM DEFENSIVE RECORDS — TOTAL / RUSHING

Game

37	at Indianapolis, 12/21/03
40	at Jacksonville, 9/19/04 vs. San Diego, 11/16/03 vs. San Diego, 10/6/63
42	vs. Green Bay, 12/30/90 vs. San Diego, 11/30/75 (OT)
43	vs. N.Y. Jets, 11/20/05 vs. Indianapolis, 1/2/05
44	at Kansas City, 11/30/14 at Oakland, 9/24/00 at Boston, 9/24/65 vs. Boston, 9/29/63

FEWEST TOTAL YARDS ALLOWED

Season

3,169	1982 (935 rush/2,234 pass) (players' strike; nine-game season)
3,705	1970 (1,351/2,354)
3,734	1976 (1,709/2,025)
3,775	1977 (1,531/2,244)
3,819	1971 (1,834/1,985)
3,851	1972 (1,668/2,183)
4,006	1975 (1,974/2,032)
4,235	1973 (1,795/2,440)
4,297	1965 (1,337/2,960)
4,391	1974 (1,808/2,583)

Game

60	at Cleveland, 10/24/71 (24 rush/36 pass)
66	vs. Chicago, 12/5/71 (73/-7)
70	vs. San Diego, 11/2/69 (50/20)
92	vs. New England, 11/11/79 (58/34)
96	vs. San Diego, 11/16/03 (40/56)
100	vs. N.Y. Jets, 12/10/17 (41/59)
101	at Phoenix, 12/16/89 (22/79)
119	vs. Kansas City, 12/30/12 (93/26)
121	vs. Kansas City, 10/4/70 (88/33)

LOWEST AVERAGE YIELD PER PLAY

Season

4.01	1977 (931-3,775)
4.14	1976 (919-3,734)
4.38	2015 (1,033-4,530)
	1978 (1,016-4,448)
4.39	1972 (876-3,851)
4.42	1970 (838-3,705)
4.45	1975 (901-4,006)
4.51	1989 (977-4,407)
4.58	2012 (1,015-4,652)
4.62	1971 (825-3,819)

Game

1.12	vs. Chicago, 12/5/71 (59-66)
1.25	vs. San Diego, 11/2/69 (56-70)
1.30	at Cleveland, 10/24/71 (46-60)
1.61	vs. New England, 11/11/79 (57-92)
2.06	at Phoenix, 12/16/89 (49-101)
2.16	vs. Kansas City, 10/4/70 (56-121)
2.25	at San Diego, 11/14/76 (57-128)
2.27	vs. N.Y. Jets, 12/10/17 (44-100)

RUSHING DEFENSE

FEWEST RUSHES ALLOWED

Season

293	1982 (players' strike; nine-game season)
344	2005 2000
345	1996
349	2014
356	1998
379	2003 2002
381	1997

Game

8	vs. N.Y. Jets, 11/20/05
9	at New Orleans, 12/3/00 vs. Cleveland, 10/15/00 at New England, 11/17/96
10	at San Diego, 12/29/87 at San Diego, 10/12/86
11	at Jacksonville, 10/2/05 vs. Green Bay, 10/17/99 at N.Y. Jets, 12/3/67
12	at Indianapolis, 12/21/03 at Detroit, 12/25/99 vs. Kansas City, 10/27/96 at Phoenix, 12/16/89

FEWEST RUSHING YARDS ALLOWED

Season

935	1982 (players' strike; nine-game season)
1,276	2014
1,287	1998
1,331	1996
1,337	2015
	1965
1,351	1970
1,363	2005
1,418	1993
1,430	2017

Game

0	at Kansas City, 12/19/65
12	at Jacksonville, 10/2/05
16	vs. Kansas City, 12/9/07
17	at New England, 11/17/96
18	vs. Pittsburgh, 9/27/70
19	vs. N.Y. Jets, 11/20/05
20	at San Diego, 10/2/88
21	at New Orleans, 12/3/00 vs. Green Bay, 10/17/99 vs. Oakland, 10/16/95

LOWEST AVERAGE YIELD PER RUSH

Season

3.19	1982 (293-935) (players' strike; nine-game season)
3.26	1977 (470-1,531)
3.27	2015 (408-1,337)
3.30	1970 (409-1,351)
3.34	2017 (428-1,430)
3.37	1979 (502-1,693)
3.45	1976 (496-1,709)
3.48	1965 (384-1,337)
3.57	1993 (397-1,418)
3.60	1978 (549-1,979)

Game (min. 10 rushes)

0.00	at Kansas City, 12/19/65 (20-0)
0.64	vs. Pittsburgh, 9/27/70 (28-18)
0.94	vs. Kansas City, 12/9/07 (17-16)
1.10	at Jacksonville, 10/2/05 (11-12)
1.17	vs. Oakland, 12/13/15 (23-27)
1.21	at N.Y. Giants, 9/15/13 (19-23)
1.29	at Miami, 12/21/98 (28-36)
1.35	at Pittsburgh, 12/20/15 (17-23)
1.47	at Detroit, 9/27/15 (19-28) vs. Cincinnati, 12/14/69 (19-28)

FEWEST RUSHING TOUCHDOWNS ALLOWED

Season

5	2012 1996 1977
6	1993
7	1970
8	1998 1991
	1982 (players' strike; nine-game season)

TEAM DEFENSIVE RECORDS — PASSING

PASSING DEFENSE

FEWEST PASS ATTEMPTS ALLOWED

Season	Attempts	Notes
307	1982	(players' strike; nine-game season)
348	1975	
356	1971	
379	1970	
387	1973	
	1960	
391	1976	
396	1966	
397	1972	
408	1963	

Game

10	at Kansas City, 9/24/78 (OT)
12	vs. Oakland, 11/23/08
	at Oakland, 10/19/97
	at Kansas City, 10/18/81
13	at Minnesota, 11/4/90
14	at Cincinnati, 10/22/00
	vs. N.Y. Giants, 11/15/92
	vs. Oakland, 10/30/77
	at New England, 11/28/76
	at Kansas City, 11/27/69
	at Houston, 11/20/60

FEWEST COMPLETIONS ALLOWED

Season	Completions	Notes
150	1971	
172	1982	(players' strike; nine-game season)
181	1975	
189	1960	
191	1970	
192	1966	
194	1961	
202	1973, 1965, 1962	

Game

2	at Cincinnati, 10/22/00
	at Chicago, 12/12/76
5	at Green Bay, 9/26/71
	vs. Dallas, 10/8/61
6	Five times (last: at Tennessee, 12/11/16)
7	14 times (last: vs. Kansas City, 12/30/12)

LOWEST COMPLETION PCT. ALLOWED

Season	Completion Pct.	Notes
.421	1971 (150-356)	
.448	1961 (194-433)	
.459	1965 (202-440)	
.466	1967 (214-459)	
.478	1962 (202-423)	
.485	1966 (192-396)	
.488	1960 (189-387)	
.489	19164 (215-440)	
.500	1963 (204-408)	
.504	1970 (191-379)	

Game (min. 10 attempts)

.118	at Chicago, 12/12/76 (2-17)
.143	at Cincinnati, 10/22/00 (2-14)
.226	vs. Chicago, 12/5/71 (7-31)
.259	at Cleveland, 10/24/71 (7-27)
.263	at Green Bay (at Milwaukee), 9/26/71 (5-19)
.281	vs. Seattle, 10/20/85 (9-32) (OT)
.286	at Tennessee, 12/11/16 (6-21)
	vs. Buffalo, 12/13/64 (6-21)
.289	vs. N.Y. Jets, 11/15/64 (11-38)
.292	vs. L.A. Raiders, 9/6/92 (7-24)
.294	vs. Dallas, 10/8/61 (5-17)

FEWEST PASSING YARDS ALLOWED (NET YARDS)

Season	Yards	Notes
1,985	1971	
2,025	1976	
2,032	1975	
2,183	1972	
2,234	1982	(players' strike; nine-game season)
2,244	1977	
2,354	1970	
2,440	1973	
2,469	1978	
2,515	1966	

FEWEST PASSING YARDS ALLOWED (NET YARDS), CONT.

Game

-7	vs. Chicago, 12/5/71
14	at Cincinnati, 10/22/00
18	at Kansas City, 12/6/70
26	vs. Kansas City, 12/30/12
33	vs. Kansas City, 10/4/70
34	vs. New England, 11/11/79
36	at Cleveland, 10/24/71
39	vs. N.Y. Giants, 11/15/92
	vs. Dallas, 10/8/61
42	at Oakland, 9/27/09

FEWEST TOUCHDOWN PASSES ALLOWED

Season

8	1976
9	1978
11	1979
	1977
12	1991
13	2016, 2006, 1989, 1981
14	1982 (players' strike; nine-game season), 1975, 1974

MOST OPPONENT PASSES INTERCEPTED

Season

32	1964
31	1984, 1978
28	1987, 1967
27	2000, 1983, 1962, 1960
26	1961

Game

7	at Detroit, 10/7/84
	at Oakland, 10/16/77
6	vs. Boston, 9/3/67
	at Houston, 11/14/65
	vs. N.Y. Jets, 11/15/64
	at Buffalo, 9/18/60
5	10 times (last: vs. New England, 10/28/01)

HIGHEST PCT. OF OPPONENT PASSES INTERCEPTED

Season

.073	1964 (32-440)
.071	1978 (31-438)
.070	1960 (27-387)
.064	1962 (27-423)
.061	1987 (28-456)
.061	1976 (24-391)
.061	1967 (28-459)
.060	1961 (26-433)
.059	1977 (25-426)
.057	1965 (25-440)

MOST YARDS ON INTERCEPTION RETURNS

Season

510	1984
491	1977
483	1962
465	1965
459	1964
452	1976
439	1998
417	1960
413	1967
403	1987

Game

162	vs. Baltimore, 11/27/77
133	at Buffalo, 9/18/60
128	at N.Y. Jets, 12/3/67
126	vs. Dallas, 9/17/17
	at Oakland, 11/13/05
123	at Oakland, 9/20/98
117	vs. Oakland, 10/5/62
111	vs. San Diego, 12/27/87
	at Detroit, 10/7/84
110	vs. Kansas City, 10/9/77

TEAM DEFENSIVE RECORDS — PASSING / SPECIAL TEAMS

MOST INTERCEPTIONS RETURNED FOR TOUCHDOWN

Season	5	2012, 2000, 1997
Game	2	at Arizona, 10/18/18 vs. Kansas City, 9/10/89 vs. Tampa Bay, 11/7/76 vs. Oakland, 10/5/62

MOST SACKS

Season	57	1984
	52	2015 2012 1991
	50	1999 1992 1970
	49	1986
	47	Three times (last: 1998)

Game

10	at Cincinnati, 10/19/69
9	vs. N.Y. Jets, 9/1/96 vs. Chicago, 12/5/71 vs. Buffalo, 11/19/61
8	vs. Seattle, 12/20/92 vs. Seattle, 11/26/89 vs. N.Y. Jets, 11/15/64 vs. Oakland, 11/29/64
7	13 times (last: vs. Tennessee, 10/13/19)

MOST YARDS ON SACKS

Season	459	1986
	456	1970
	447	1964
	435	1971
	430	1984
	378	1985
	374	1989
	364	2012
	363	1969
	357	1972

Game

95	vs. N.Y. Jets, 11/15/64
86	vs. Seattle, 11/26/89
76	vs. Kansas City, 10/4/70
75	vs. New England, 12/17/72
73	at Cincinnati, 10/19/69
72	at Seattle, 12/21/80 at Houston, 10/14/73
71	vs. Jacksonville, 10/25/98
70	vs. Chicago, 12/5/71 vs. Atlanta, 10/18/70

LOWEST AVERAGE YIELD PER PASS ATTEMPT

Season	5.23	2012 (611-3,194)
	5.79	1976 (391-2,265)
	5.80	2016 (552-3,200)
	6.00	1977 (426-2,556)
	6.02	1997 (526-3,166)
		2014 (641-3,859)
	6.03	1996 (566-3,413)
	6.16	2003 (495-3,049)
	6.18	2015 (573-3,544)
	6.19	1978 (438-2,712)

LOWEST AVERAGE YIELD PER COMPLETION

Season	9.67	2014 (399-3,859)
	9.95	2012 (231-3,194)
	9.97	2002 (360-3,588)
	10.30	2015 (344-3,544)
	10.45	2016 (306-3,200)
	10.58	1976 (214-2,265)
	10.71	2021 (241-3,652)
	10.81	2009 (298-3,222)
	10.88	1977 (235-2,556)
	10.92	1997 (290-3,166)

SAFETIES

MOST SAFETIES OF OPPONENT

Season	3	1990
	2	2012 1999 1986 1982 1970 1967

Game

2	at Seattle, 1/2/83
1	32 times (last: vs. Green Bay, 11/1/15)

PUNTING

LOWEST OPPONENT PUNTING AVERAGE

Season	39.0	1960 (67-2,611)
	39.4	1982 (42-1,653)
	40.5	1961 (77-3,120)
	41.0	1989 (84-3,440)
	41.1	1985 (94-3,868)
	41.4	1990 (62-2,565)
	41.4	1964 (59-2,441)
	41.5	1984 (81-3,361)
	41.5	1967 (65-2,699)
	41.6	1980 (70-2,914)

Game (min. 4 punts)

24.6	at Dallas, 12/10/61 (5-123)
25.0	at Kansas City, 10/27/85 (5-125)
26.0	vs. Oakland, 11/22/99 (7-182) (OT)
27.3	at Cleveland, 10/1/89 (6-164)
30.0	at Kansas City, 10/20/02 (5-150) (OT) vs. Buffalo, 11/27/60 (6-180)
30.3	at Minnesota, 9/11/78 (6-182) (OT)
30.4	at Houston, 10/26/69 (5-152)
31.0	at Kansas City, 12/18/83 (5-155)
31.4	vs. Houston, 11/6/60 (5-157)

PUNT RETURNS

LOWEST OPPONENT PUNT RETURN AVERAGE

Season	4.81	1978 (47-226)
	5.48	1995 (25-137)
	5.97	2012 (33-197)
	6.07	1991 (28-170)
	6.13	1968 (46-282)
	6.41	2021 (24-154)
	6.80	2016 (40-271)
	6.86	2015 (36-247)
	6.87	2006 (39-268)
	7.03	1969 (35-246)

FEWEST OPPONENT PUNTS RETURNED FOR TOUCHDOWN

Season	0	38 times (last: 2021)
---------------	---	-----------------------

TEAM SPECIAL TEAMS RECORDS / FIRST DOWNS / PENALTIES

KICKOFF RETURNS

LOWEST OPPONENT KICKOFF RETURN AVERAGE

Season	Record
17.14	1961 (42-720)
17.44	1989 (72-1,256)
17.68	1991 (62-1,096)
17.76	1993 (63-1,119)
17.91	1983 (46-824)
19.12	1990 (69-1,319)
19.15	1987 (61-1,168)
19.54	1992 (13-254)
19.90	1988 (52-1,035)
19.94	1994 (70-1,396)

FEWEST OPPONENT KICKOFFS RETURNED FOR TOUCHDOWN

Season	Count
0	40 times (last: 2019)

FIRST DOWNS

FEWEST OPPONENT FIRST DOWNS

Season	Record
176	1982 (players' strike; nine-game season)
199	1970
206	1971
217	1977
222	1976
233	1961
234	1962
235	2004
239	1973
241	2003

Game

- 3 vs. San Diego, 11/30/75 (OT)
- 5 vs. San Diego, 11/16/03
vs. Green Bay, 10/17/99
at Chicago, 12/12/76
- 6 vs. N.Y. Jets, 12/10/17
at Cleveland, 10/24/71
vs. Oakland, 11/20/66

FEWEST OPPONENT RUSHING FIRST DOWNS

Season	Record
53	1982 (players' strike; nine-game season)
60	2014
67	1996
	1970
68	2017
73	2012
77	2003
	1977
80	2000
	1998

Game

- 0 vs. Tennessee, 10/13/19
vs. L.A. Chargers, 10/6/19
at Oakland, 11/9/14
vs. Carolina, 11/9/97
vs. Kansas City, 10/27/96
vs. Oakland, 10/16/95
- 1 31 times (last: vs. N.Y. Jets, 9/26/21)

FEWEST OPPONENT PASSING FIRST DOWNS

Season	Record
91	1971
104	1982 (players' strike; nine-game season)
	1976
106	1975
118	1970
120	1978
121	1973
122	1966

Game

- 1 vs. N.Y. Jets, 12/10/17
at Chicago, 12/12/76
vs. San Diego, 11/30/75 (OT)
- 2 vs. Kansas City, 12/30/12
vs. San Diego, 11/16/03
at Cincinnati, 10/22/00
vs. Dallas, 10/8/61

FEWEST OPPONENT FIRST DOWNS BY PENALTY

Season	Record
11	2006
12	1968
13	1993, 1984
14	1991, 1989, 1970
15	1990, 1988, 1984, 1962

PENALTIES

MOST OPPONENT PENALTIES

Season	Record
139	2005
138	1983
137	2003
134	1994
130	1997
128	1993
126	1986
123	2018
	2012
121	2019
120	2004

Game

- 20 vs. Oakland, 12/15/96
- 16 vs. Baltimore, 12/11/83
vs. Chicago, 9/26/78
- 15 at Oakland, 11/6/11
vs. Oakland, 9/12/11
at Jacksonville, 10/2/05
vs. Houston, 10/6/85
- 14 Eight times (last: vs. Raiders 1/3/21)

MOST OPPONENT PENALTY YARDS

Season	Record
1,118	1997
1,096	1983
1,062	2004
1,041	2019
1,034	1986
1,033	1979
1,031	2003
	1994
1,019	1993
1,016	1999
1,006	2018

Game

- 188 vs. Houston, 10/6/85
- 157 vs. Oakland, 12/15/96
- 147 vs. Chicago, 10/16/78
- 145 at Seattle, 12/8/79
- 140 at Houston, 10/26/69
- 137 at Kansas City, 11/16/98
- 134 at Seattle, 9/7/97
- 132 vs. Chicago, 9/30/73
- 131 vs. Oakland, 9/12/11
- 130 at Oakland, 11/6/11

THIRD DOWNS (SINCE 1972)

FEWEST OPPONENT THIRD DOWN ATTEMPTS

Season	Record
132	1982 (players' strike; nine-game season)
183	1987

FEWEST OPPONENT THIRD DOWN CONVERSIONS

Season	Record
48	1982 (players' strike; nine-game season)
61	2003

LOWEST OPPONENT THIRD DOWN PERCENTAGE

Season	Record
.295	2003 (61-207)

OPPONENT INDIVIDUAL RECORDS

INDIVIDUAL TOTAL OFFENSE

MOST YARDS TOTAL OFFENSE

(COMBINED PASSING AND RUSHING YARDS)

513	Tony Romo, at Dallas, 10/6/13 (506/7)
480	Ben Roethlisberger, vs. Pittsburgh, 11/25/18 (462/18)
472	Matt Cassel, vs. Kansas City, 11/14/10 (469/3)
454	Aaron Brooks, at New Orleans, 12/3/00 (441/13)
448	Len Dawson, at Kansas City, 11/1/64 (435/13)
444	Aaron Rodgers, at Green Bay, 10/2/11 (408/36)
442	Ben Roethlisberger, at Pittsburgh, 11/5/06 (433/9)
	Kurt Warner, at St. Louis, 9/4/00 (441/1)
428	Dave Krieg, vs. Seattle, 11/20/83 (420/8)
421	Drew Brees, vs. New Orleans, 9/21/08 (421/0)
419	Cotton Davidson, at Oakland, 10/25/64 (419/0)

RUSHING

MOST CARRIES

37	LaDainian Tomlinson, at San Diego, 12/1/02 (OT)
36	Earl Campbell, vs. Houston, 11/2/80
35	Corey Dillon, at Cincinnati, 11/1/98
34	Larry Johnson, at Kansas City, 11/23/06
33	Justin Fargas, at Oakland, 12/2/07
	Shaun Alexander, at Seattle, 10/14/01
	Jerome Bettis, at L.A. Rams, 11/6/94
32	Jamal Lewis, at Baltimore, 10/26/03
31	Derrick Henry, vs. Tennessee, 9/14/20
	Frank Gore, vs. San Francisco, 12/31/06 (OT)
	Dominic Rhodes, at Indianapolis, 1/6/02
	Curtis Martin, vs. N.Y. Jets, 10/3/99
	Mark van Egghen, vs. Oakland, 10/30/77

MOST RUSHING YARDS

278	Corey Dillon, at Cincinnati, 10/22/00
259	Jamaal Charles, vs. Kansas City, 1/3/10
227	Napoleon Kaufman, at Oakland, 10/19/97
225	Leonard Fournette, vs. Jacksonville, 9/29/19
220	LaDainian Tomlinson, at San Diego, 12/1/02 (OT)
219	Isaiah Crowell, at N.Y. Jets, 10/7/18
218	Ahman Green, at Green Bay, 12/28/03
208	Todd Gurley, vs. L.A. Rams, 10/14/18
198	Larry Johnson, at Kansas City, 9/28/08
192	Curt Warner, at Seattle, 12/20/86

HIGHEST AVERAGE GAIN PER RUSH (MIN. 8 ATT.)

14.70	Michael Turner, vs. San Diego, 10/7/07 (10-14/7)
14.60	Isaiah Crowell, at N.Y. Jets, 10/7/18 (15-21/9)
12.60	Corey Dillon, at Cincinnati, 10/22/00 (22-27/8)
12.58	Abner Haynes, at Miami, 9/17/67 (12-15/1)
12.50	Booker Russell, vs. Oakland, 11/25/79 (8-10/0)
11.58	Ed Podolak, at Kansas City, 12/6/70 (12-13/9)
11.00	Dick Post, at San Diego, 10/20/68 (11-12/1)
10.90	Ahman Green, at Green Bay, 12/28/03 (20-21/8)
10.76	Paul Lowe, at San Diego, 12/22/63 (17-18/3)
10.73	Billy Cannon, vs. Houston, 11/5/61 (11-11/8)
10.63	Tyrone Wheatley, at Oakland, 11/30/03 (8-8/5)

LONGEST SCORING RUN

98	Ahman Green, at Green Bay, 12/28/03
85	Jeremy Hill, at Cincinnati, 12/22/14
83	Napoleon Kaufman, at Oakland, 10/19/97
82	Joe Delaney, at Kansas City, 10/18/81
79	Ki-Jana Carter, vs. Cincinnati, 9/21/97
77	Isaiah Crowell, at N.Y. Jets, 10/7/18
	Peter Warrick, at Cincinnati, 10/22/00
74	Michael Turner, vs. San Diego, 10/7/07
	Rodney Thomas, at Houston, 11/26/95
72	Walter Payton, at Chicago, 9/9/84

LONGEST NON-SCORING RUN

76	LaDainian Tomlinson, at San Diego, 12/1/02
	Walter Payton, Chicago, 10/16/78
	Willmer Fowler, Buffalo, 11/27/60
72	Darren Nelson, at Minnesota, 10/26/87
	Booker Russell, Oakland, 11/25/79
65	Larry Johnson, at Kansas City, 9/28/08
	Pete Johnson, at Cincinnati, 10/23/77
61	Chris Chambers, at Miami, 9/11/05
60	Napoleon Kaufman, at Oakland, 9/17/00
	Ed Podolak, vs. Kansas City, 10/4/70

MOST RUSHING TOUCHDOWNS

4	Curt Warner, at Seattle, 12/11/88
	Eric Dickerson, at Indianapolis, 10/31/88
	Chuck Muncie, at San Diego, 11/29/81

PASSING

MOST PASSES ATTEMPTED

62	Joe Flacco, vs. Baltimore, 9/5/13
60	Aaron Brooks, at New Orleans, 11/21/04
	Joe Namath, at N.Y. Jets, 12/3/67
57	Kyle Orton, vs. Buffalo, 12/7/14
56	Ben Roethlisberger, vs. Pittsburgh, 11/25/18
	Drew Bledsoe, at New England, 10/1/95
55	Ben Roethlisberger, at Pittsburgh, 12/20/15
	Tom Brady, at New England, 9/24/06
54	Ben Roethlisberger, at Pittsburgh, 11/5/06
	Joe Montana, vs. Kansas City, 10/17/94
	George Blanda, vs. Houston, 10/17/65

MOST PASSES COMPLETED

41	Ben Roethlisberger, vs. Pittsburgh, 11/25/18
40	Ben Roethlisberger, at Pittsburgh, 12/20/15
39	Drew Brees, vs. New Orleans, 9/21/08
38	Kyle Orton, vs. Buffalo, 12/7/14
	Ben Roethlisberger, at Pittsburgh, 11/5/06
35	Andrew Luck, vs. Indianapolis, 9/7/14
	Rich Gannon, vs. Oakland, 12/30/01
34	Tom Brady, at New England, 11/24/13
	Joe Flacco, vs. Baltimore, 9/5/13
	Aaron Brooks, at New Orleans, 11/21/04
	Trent Green, vs. Kansas City, 12/7/03

MOST YARDS PASSING

506	Tony Romo, at Dallas, 10/6/13
469	Matt Cassel, vs. Kansas City, 11/14/10
462	Ben Roethlisberger, vs. Pittsburgh, 11/25/18
441	Aaron Brooks, at New Orleans, 12/3/00
	Kurt Warner, at St. Louis, 9/4/00
435	Len Dawson, at Kansas City, 11/1/64
433	Ben Roethlisberger, at Pittsburgh, 11/5/06
427	Cotton Davidson, at Oakland, 10/25/64
421	Drew Brees, vs. New Orleans, 9/21/08
420	Dave Krieg, vs. Seattle, 11/20/83

HIGHEST COMPLETION PERCENTAGE (MIN. 10 ATTEMPTS)

.909	JaMarcus Russell, vs. Oakland, 11/23/08 (10-11)
.906	Derek Carr, vs. Oakland, 9/16/18 (29-32)
.900	Pat Ryan, at N.Y. Jets, 10/20/86 (9-10)
.895	Rich Gannon, vs. Oakland, 11/11/02 (34-38)
.870	Bobby Hebert, at New Orleans, 11/20/88 (20-23)
.864	Dave Krieg, at Seattle, 12/11/88 (19-22)
.852	Jim Everett, vs. New Orleans, 12/24/94 (23-27)
.842	Trent Green, at Kansas City, 12/19/04 (16-19)
.833	Trent Dilfer, at Tampa Bay, 9/26/99 (15-18)
.821	Peyton Manning, vs. Indianapolis, 10/29/06 (32-39)

MOST TOUCHDOWN PASSES

6	Len Dawson, at Kansas City, 11/1/64
5	Tony Romo, at Dallas, 10/6/13
	John Hadl, vs. San Diego, 12/1/68
	George Blanda, vs. Houston, 10/2/66
	Cotton Davidson, at Oakland, 10/25/64
	Tom Flores, at Oakland, 12/15/63
	Johnny Green, vs. N.Y. Jets, 11/22/63

MOST PASSES HAD INTERCEPTED

7	Ken Stabler, at Oakland, 10/16/77
6	Babe Parilli, vs. Boston, 9/3/67
	George Blanda, at Houston, 11/14/65
5	Craig Whelihan, at San Diego, 11/29/98
	Wade Wilson, at Minnesota, 10/26/87
	Joe Namath, at N.Y. Jets, 10/13/68
	George Blanda, vs. Houston, 10/17/65
	Babe Parilli, at Boston, 11/20/64
	George Blanda, at Houston, 12/2/62
	Tommy O'Connell, at Buffalo, 9/18/60

OPPONENT INDIVIDUAL RECORDS

LONGEST SCORING PASS PLAY

97	Ben Roethlisberger to JuJu Smith-Schuster vs. Pittsburgh, 11/25/18
92	Len Dawson to Tom Brooker, vs. Dallas, 11/18/62
	Jack Lee to Bill Groman, at Houston, 11/20/60
91	Donovan McNabb to Terrell Owens, vs. Philadelphia, 10/30/05
	Jack Kemp to Keith Lincoln, vs. San Diego, 11/12/61
86	Steve Bartkowski to William Andrews, vs. Atlanta, 12/5/82
	Pete Beathard to Jerry Levias, vs. Houston, 11/16/69
85	Tobin Rote to Lance Alworth, vs. San Diego, 10/6/63
84	Ben Roethlisberger to Chase Claypool, vs. Pittsburgh, 9/20/20

LONGEST NON-SCORING PASS PLAY

90	Bubby Brister to Dwight Stone, vs. Pittsburgh, 10/14/90
84	Andy Dalton to Jerome Simpson vs. Cincinnati, 9/18/11
77	Tom Flores to Art Powell, vs. Oakland, 11/29/64
76	Warren Rabb to Cookie Gilchrist, vs. Buffalo, 10/28/62
75	George Blanda to Bill Groman, vs. Houston, 11/6/60

RECEIVING

MOST RECEPTIONS

16	Antonio Brown, at Pittsburgh, 12/20/15
15	Austin Ekeler, at L.A. Chargers, 10/6/19
14	Justin Blackmon, vs. Jacksonville, 10/13/13
	Marshall Faulk, vs. St. Louis, 9/8/02
13	JuJu Smith-Schuster, vs. Pittsburgh, 11/25/18
	Tyreek Hill, vs. Kansas City, 10/1/18
	Wes Welker, at New England, 10/7/12
	Dwayne Bowe, vs. Kansas City, 11/14/10
	Andre Reed, at Buffalo, 9/18/89

MOST RECEIVING YARDS

213	Curtis McClinton, at Kansas City, 12/19/65
211	Lance Alworth, at San Diego, 9/11/65
210	George Kittle, at San Francisco, 12/9/18
206	Stephone Paige, vs. Kansas City, 9/17/90
	James Lofton, vs. Green Bay, 10/15/84
200	Torrance Small, vs. New Orleans, 12/24/94
198	Warren Wells, at Oakland, 10/11/70
191	Steve Largent, vs. Seattle, 11/25/84
	George Sauer, at N.Y. Jets, 10/13/68
190	Justin Blackmon, vs. Jacksonville, 10/13/13
189	JuJu Smith-Schuster, vs. Pittsburgh, 11/25/18
	Antonio Brown, at Pittsburgh, 12/20/15

MOST RECEIVING TOUCHDOWNS

4	Lance Alworth, vs. San Diego, 12/1/68
3	16 times (last: D. Clark at Indianapolis, 12/13/09)

PUNTING

MOST PUNTS

12	Rick Tuten, at Seattle, 11/28/93
11	Dave Zastudil, vs. Arizona, 10/5/14
	Adam Podlesh, vs. Chicago, 12/11/11
	Bob Parsons, at Chicago, 12/12/76
	Dennis Partee, vs. San Diego, 11/20/75
10	10 times (last: M. King vs. Oakland, 12/13/15)

HIGHEST PUNTING AVERAGE (MIN. 4 PUNTS)

63.00	Andy Lee, vs. Carolina, 9/8/16 (4-252)
59.00	Shane Lechler, vs. Oakland, 12/24/05 (5-295)
58.17	Shane Lechler, vs. Oakland, 9/12/11 (6-349)
57.60	Ray Guy, vs. Oakland, 9/6/81 (5-288)
57.40	Pat O'Donnell, vs. Chicago, 9/15/19 (5-287)
	Steve O'Neal, N.Y. Jets, 9/21/69 (5-287)

LONGEST PUNT

*98	Steve O'Neal, vs. N.Y. Jets, 9/21/69
90	Rodney Williams, vs. N.Y. Giants, 9/10/01
87	Bob Scarpitto, vs. Boston, 9/29/68
80	Jim Miller, vs. San Francisco, 9/19/82
77	Dustin Colquitt, vs. Kansas City, 12/31/17
77	Shane Lechler, vs. Oakland, 9/12/11
76	Andy Lee, vs. Carolina, 9/8/16
75	Pat O'Donnell, vs. Chicago, 9/15/19
	* - NFL Record

PUNT RETURNS

MOST PUNT RETURNS

9	Rodger Bird, at Oakland, 9/10/67
7	Eric Metcalf, vs. Washington, 11/18/01
	Tamarick Vanover, vs. Kansas City, 12/5/99
	Larry Anderson, at Baltimore, 9/11/83
	Greg Pruitt, at L.A. Raiders, 12/26/82
6	10 times (last: N. Miller vs. Oakland, 10/24/10)

MOST YARDS ON PUNT RETURNS

148	Rodger Bird, at Oakland, 9/10/67
139	Tamarick Vanover, vs. Kansas City, 12/5/99
137	Dick Christy, at N.Y. Titans, 9/24/61
135	Leodis McKelvin, at Buffalo, 12/24/11
129	Darrien Gordon, at Oakland, 10/10/99
127	Neal Colzie, vs. Oakland, 11/2/75
123	Jitter Fields, at Kansas City, 10/18/87
106	Dwayne Harris, at Oakland, 12/24/18
	Tom Casanova, at Cincinnati, 10/8/72
105	Dante Hall, at Kansas City, 10/5/03

MOST PUNTS RETURNED FOR TOUCHDOWN

2	Dick Christy, at N.Y. Titans, 9/24/61
---	---------------------------------------

LONGEST SCORING PUNT RETURN

99	Dwayne Harris, at Oakland, 12/24/18
93	Dante Hall, at Kansas City, 10/5/03
89	Johnnie Lee Higgins, vs. Oakland, 11/23/08
88	Joey Galloway, at Seattle, 9/8/96
86	Az-Zahir Hakim, at St. Louis, 9/4/00
85	Jitter Fields, at Kansas City, 10/18/87
84	Julian Edelman, at New England, 11/2/14
83	Eric Metcalf, at San Diego, 11/30/97
82	Bobby Jancik, at Houston, 12/20/64

LONGEST NON-SCORING PUNT RETURN

78	Darrien Gordon, at Oakland, 10/10/99
72	Greg Pruitt, at Cleveland, 10/27/74
68	Desmond King, at L.A. Chargers, 10/6/19
64	Jamal Agnew, vs. Detroit, 12/22/19
	Neal Colzie, vs. Oakland, 11/2/75
	Emmitt Thomas, at Kansas City, 10/8/66
63	Golden Tate, vs. Seattle, 9/19/10
62	Antoine Cason, vs. San Diego, 1/2/11
	Dick Christy, vs. N.Y. Titans, 10/22/61
	Ed Podolak, vs. Kansas City, 10/4/70

KICKOFF RETURNS

MOST KICKOFF RETURNS

8	Jason McAddley, at Tennessee, 12/25/04
	Tony Horne, at St. Louis, 9/4/00
7	10 times (last: D. Sproles, at San Diego, 10/19/09)

MOST YARDS ON KICKOFF RETURNS

215	Travis Minor, vs. Miami, 10/13/02
212	Tremain Mack, at Cincinnati, 11/1/98
209	Leon Washington, vs. Tennessee, 12/8/13
206	Reggie Barlow, vs. Jacksonville, 10/25/98
199	Tamarick Vanover, at Kansas City, 11/16/97
192	Darren Sproles, vs. San Diego, 9/14/08
188	Brian Mitchell, vs. Washington, 9/17/95
187	Marc Mariani, at Tennessee, 10/3/10
175	Andre Coleman, vs. San Diego, 11/19/95
173	MarTay Jenkins, at Arizona, 9/23/01

MOST KICKOFFS RETURNED FOR TOUCHDOWN

1	24 times (last: A. Roberts, at LAC, 1/2/22)
---	---

OPPONENT INDIVIDUAL RECORDS

LONGEST SCORING KICKOFF RETURN

108	Knile Davis, at Kansas City, 12/1/13
106	Noland Smith, vs. Kansas City, 12/17/67
103	Dion Lewis, vs. New England, 11/12/17
	Darren Sproles, vs. San Diego, 9/14/08
102	Jamal Agnew, at Jacksonville, 9/19/21
	Byron Pringle, vs. Kansas City, 10/25/20
101	Andre Roberts, at L.A. Chargers, 1/2/22
100	Darrick Vaughn, vs. Atlanta, 9/10/00
99	Dave Grayson, vs. Kansas City, 9/7/63
98	Marc Mariani, at Tennessee, 10/3/10
97	Dante Hall, at Kansas City, 12/19/04
	Tamarick Vanover, vs. Kansas City, 10/27/96

LONGEST NON-SCORING KICKOFF RETURN

95	Leon Washington, vs. Tennessee, 12/8/13
91	Reggie Barlow, vs. Jacksonville, 10/25/98
87	B.J. Sams, vs. Baltimore, 12/11/05
80	Adam Jones, at Cincinnati, 12/22/14
	Dave Grayson, vs. Kansas City, 10/11/64
77	Tamarick Vanover, at Kansas City, 11/16/97
74	Reggie Jones, vs. San Diego, 11/11/01
70	Ron Smith, at San Diego, 12/9/73
68	Derrick Cullors, vs. New England, 9/7/98
	Robert Brooks, at Green Bay, 10/10/93
	Anthony Hancock, vs. Kansas City, 12/19/82

INTERCEPTIONS

MOST INTERCEPTIONS

3	Mark Kelso, at Buffalo, 12/12/92
	Ross Bruppacher, at Chicago, 12/12/76
	Charlie Phillips, at Oakland, 12/8/75
	Chris Fletcher, vs. San Diego, 11/30/75 (OT)
	Joe Beauchamp, at San Diego, 9/24/72
	Ken Ellis, at Green Bay, 9/26/71
	Johnny Robinson, at Kansas City, 12/6/70
	Charley Warner, vs. Buffalo, 9/19/65
	Bobby Ply, at Dallas, 12/9/62
	Jim Norton, at Houston, 12/2/62

MOST YARDS ON INTERCEPTION RETURNS

134	Terry McDaniel, at L.A. Raiders, 11/22/92
105	Derrick Johnson, vs. Kansas City, 1/3/10
104	Marcus Maye, at N.Y. Jets, 10/7/18
103	Vencie Glenn, at San Diego, 11/29/87
100	Chris Houston, vs. Detroit, 10/30/11
99	Stanley Richard, vs. San Diego, 9/4/94
	Bobby Hunt, at Kansas City, 12/8/63
98	Rod Woodson, vs. Oakland, 11/11/02
97	Julius Peppers, vs. Carolina, 10/10/04
95	Joe Beauchamp, at San Diego, 9/24/72

LONGEST SCORING INTERCEPTION RETURN

103	Vencie Glenn, at San Diego, 11/29/87
100	Chris Houston, vs. Detroit, 10/30/11
99	Stanley Richard, vs. San Diego, 9/4/94
98	Rod Woodson, vs. Oakland, 11/11/02
94	Eric Turner, at Oakland, 9/20/98
86	Greg Townsend, at L.A. Raiders, 12/4/88
80	Quentin Jammer, at San Diego, 10/15/12
78	Coy Bacon, vs. San Diego, 11/1/73
	George Martin, at N.Y. Giants, 11/23/86

LONGEST NON-SCORING INTERCEPTION RETURN

104	Marcus Maye, at N.Y. Jets, 10/7/18
97	Julius Peppers, vs. Carolina, 10/10/04
87	Ron Hall, vs. Boston, 9/18/66
69	Robert Blackmon, at Seattle, 11/30/92
	Doug Hart, at Green Bay, 9/26/71
67	Terry McDaniel, at L.A. Raiders, 11/22/92 (1)
	Terry McDaniel, at L.A. Raiders, 11/22/92 (2)
66	Ken Riley, at Cincinnati, 10/19/69
	Bobby Hunt, at Kansas City, 12/8/63
62	Lester Hayes, at Oakland, 12/1/80
	Jim Norton, at Houston, 12/20/64

SCORING

MOST TOUCHDOWNS

4	Darren McFadden, vs. Oakland, 10/24/10
	LaDainian Tomlinson, vs. San Diego, 11/19/06
	Curt Warner, at Seattle, 12/11/88
	Eric Dickerson, at Indianapolis, 10/31/88
	Chuck Muncie, at San Diego, 11/29/81
	Lance Alworth, vs. San Diego, 12/1/68
	Bert Coan, vs. Kansas City, 10/23/66
	Frank Jackson, at Dallas, 12/10/62
3	30 times (last: C. Clement, at Philadelphia, 11/5/17)

MOST POINTS SCORED

25	Jay Feely, at Arizona, 12/12/10
24	Darren McFadden, vs. Oakland, 10/24/10
	LaDainian Tomlinson, vs. San Diego, 11/19/06
	Curt Warner, at Seattle, 12/11/88
	Eric Dickerson, at Indianapolis, 10/31/88
	Chuck Muncie, at San Diego, 11/29/81
	Lance Alworth, San Diego, 12/1/68
	Bert Coan, Kansas City, 10/23/66
	Frank Jackson, at Dallas, 12/10/61
22	Gino Cappelletti, at Boston, 10/18/63

FIELD GOALS

MOST FIELD GOALS

6	Jeff Wilkins, at St. Louis, 9/10/06
	Gary Anderson, at Pittsburgh, 10/23/88
	Gino Cappelletti, vs. Boston, 10/4/64
5	Harrison Butker, at Kansas City, 12/6/20
	Sam Ficken, at N.Y. Jets, 10/1/20
	Harrison Butker, vs. Kansas City, 10/30/17
	Cairo Santos, vs. Kansas City, 11/15/15
	Greg Zuerlein, at St. Louis, 11/16/14
	Nick Novak, vs. San Diego, 10/9/11
	Jay Feely, at Arizona, 12/12/10
	Mike Vanderjagt, at Indianapolis, 1/6/02
	Jeff Jaeger, at L.A. Raiders, 12/11/94
	John Carney, at San Diego, 10/23/94
	Nick Lowery, at Kansas City, 9/20/93
	Don Cockroft, vs. Cleveland, 10/19/75
	Bruce Gossett, vs. San Francisco, 9/23/73

LONGEST FIELD GOAL

63	Sebastian Janikowski, vs. Oakland, 9/12/11
58	Evan McPherson, vs. Cincinnati, 12/19/21
	Steve Cox, vs. Cleveland, 12/4/83
57	Robbie Gould, vs. Chicago, 12/11/11
	Neil Rackers, vs. Houston, 12/26/10
	Don Cockroft, vs. Cleveland, 10/29/72
56	Harrison Butker, vs. Kansas City, 12/5/21
	Dan Bailey, vs. Dallas, 9/17/17
	Mason Crosby, vs. Green Bay, 11/1/15
	Nick Folk, vs. N.Y. Jets, 10/17/10
	Rob Bironas, vs. Tennessee, 11/19/07
55	Adam Vinatieri, at Indianapolis, 10/27/19
	Stephen Hauschka, at Buffalo, 9/24/17
	Adam Vinatieri, at Indianapolis, 11/8/15
	Greg Zuerlein, at St. Louis, 11/16/14
	Connor Barth, vs. Tampa Bay, 12/2/12
	Rob Bironas, at Tennessee, 10/3/10
	Jay Feely, at Arizona, 12/12/10
	Sebastian Janikowski, at Oakland, 11/12/06
	Steve Christie, at Buffalo, 10/26/97
	Dean Biasucci, vs. Indianapolis, 10/15/89
	Morten Andersen, vs. New Orleans, 9/15/85
	Raul Allegre, vs. Baltimore, 12/11/83
	Jan Stenerud, vs. Kansas City, 10/4/70

OPPONENT TEAM RECORDS

OPPONENT TEAM RECORDS

SCORING

MOST POINTS SCORED

Season

473	1963
471	2010
448	2008
446	2020
438	1964
432	1961
409	2007
404	1968
399	2013

Game

59	vs. Oakland, 10/24/10
	vs. Kansas City, 9/7/63
58	at San Diego, 12/22/63
56	vs. Kansas City, 10/23/66
55	at Indianapolis, 10/31/88
	at San Diego, 10/20/68
	vs. Houston, 11/5/61
52	at San Diego, 12/28/08
	at Kansas City, 10/29/67
	at Kansas City, 12/8/63

TOTAL OFFENSE

MOST TOTAL PLAYS

Game

93	vs. Pittsburgh, 9/22/74 (OT)
92	vs. Cincinnati, 9/2/84
89	at New England, 10/7/12
87	vs. Baltimore, 9/5/13
	at Oakland, 10/16/77
	at Baltimore, 11/10/74
85	vs. Indianapolis, 11/24/02 (OT)
85	at Oakland, 12/17/60
84	Four times (last: vs. L.A. Chargers, 11/1/20)

MOST YARDS OF TOTAL OFFENSE

Season

6,253	2010 (2,473 rush/3,780 pass)
5,993	2008 (2,337/3,656)
5,907	1994 (1,752/4,155)
5,887	2020 (2,080/3,807)
5,842	2018 (1,913/3,929)
5,725	2011 (2,021/3,704)
5,696	2013 (4,070/1,626)
5,687	1984 (1,664/4,023)
5,609	1983 (1,938/3,671)
5,544	2000 (1,598/3,946)
	2021 (1,892/3,652)

Game

634	at Oakland, 10/25/64 (207 rush/427 pass)
614	vs. Kansas City, 10/23/66 (380/234)
582	vs. Houston, 11/5/61 (234/348)
581	at San Diego, 10/20/68 (211/370)
571	at Cincinnati, 11/22/81 (184/387)
536	at Seattle, 12/20/86 (298/238)
534	vs. Buffalo, 12/27/20 (182/352)
532	at Oakland, 12/17/60 (220/312)
530	at Pittsburgh, 10/22/79 (236/294)
527	vs. Pittsburgh, 11/25/18 (75/452)

HIGHEST AVERAGE GAIN PER PLAY

Season

6.14	1963 (828-5,081)
6.05	2008 (990-5,993)
5.92	2010 (1,056-6,253)
5.77	1994 (1,023-5,907)
5.76	2000 (962-5,544)
5.72	2018 (1,022-5,842)
5.65	1967 (921-5,201)
5.64	2020 (1,043-5,887)
5.53	1960 (928-5,132)
5.52	1990 (969-5,345)

Game

10.30	vs. San Diego, 10/6/63 (40-412)
10.02	at San Diego, 10/20/68 (58-581)
9.74	vs. Kansas City, 10/23/66 (63-614)
9.67	at Dallas, 10/6/13 (54-522)
9.33	at St. Louis, 9/4/00 (55-513)
8.80	vs. San Diego, 10/7/07 (55-484)
8.79	at Seattle, 12/20/86 (61-536)
8.77	vs. San Diego, 9/14/08 (52-456)
8.73	vs. Kansas City, 1/3/10 (60-524)
8.60	at Oakland, 10/25/64 (73-628)

RUSHING

MOST RUSHES

Season

554	1980
552	1988
549	1978
541	1960
531	2010
526	1975
509	1983
502	1979
501	2007
496	1976

Game

62	at New England, 11/28/76
60	at Buffalo, 10/5/75
58	at Buffalo, 11/8/87
57	vs. Oakland, 10/30/77
54	at New England, 10/7/12
52	vs. Oakland, 10/24/10
	vs. Chicago, 9/30/73
50	at Chicago, 9/9/84
	vs. Dallas, 10/8/61
49	vs. Detroit, 10/11/81
	at Kansas City, 12/7/80
	vs. Buffalo, 11/27/60

MOST YARDS RUSHING

Season

2,538	1988
2,473	2010
2,337	2008
2,282	2007
2,145	1960
2,117	1980
2,085	2016
2,080	2020
2,076	1967
2,064	1964

Game

407	at Cincinnati, 10/22/00
380	vs. Kansas City, 10/23/66
332	at New England, 11/28/76
328	vs. Oakland, 10/24/10
323	at N.Y. Jets, 10/7/18
317	vs. Kansas City, 1/3/10
302	at Chicago, 9/9/84
298	at Seattle, 12/20/86
293	at Buffalo, 10/5/76
289	at San Diego, 12/28/08

HIGHEST AVERAGE GAIN PER RUSH

Season

4.98	2008 (469-2,337)
4.87	1964 (424-2,064)
4.79	2020 (434-2,080)
4.73	1997 (381-1,803)
4.68	1967 (444-2,076)
4.66	2010 (531-2,473)
4.65	2000 (344-1,598)
4.60	1966 (441-2,029)
4.60	1988 (552-2,538)
4.55	2007 (501-2,282)

OPPONENT TEAM RECORDS

Game (min. 10 rushes)

11.00	at Cincinnati, 10/22/00 (37-407)
9.27	vs. Kansas City, 10/23/66 (41-380)
9.06	vs. Kansas City, 1/3/10 (35-317)
8.50	at N.Y. Jets, 10/7/18 (38-323)
8.44	at San Diego, 12/22/63 (32-270)
8.08	vs. Oakland, 12/15/96 (13-105)
8.05	at Seattle, 12/20/86 (37-298)
7.95	vs. N.Y. Jets, 11/8/92 (20-159)
7.81	at Minnesota, 9/29/91 (26-203)
7.80	vs. Cincinnati, 9/21/97 (25-195)

MOST RUSHING TOUCHDOWNS

Season

26	2010
	2008
24	1965
22	2020
21	2002
	1988
	1967
	1964
20	1968
19	1995
	1975
	1960

Game

5	Five times (last: vs. Oakland, 10/24/10)
---	--

PASSING

MOST PASS ATTEMPTS

Season

641	2014
632	1984
613	2013
	2005
596	1998
574	2000
573	2015
568	1994
567	2020
566	2002
	1996

Game

62	vs. Baltimore, 9/5/13
	at N.Y. Jets, 12/3/63
60	at New Orleans, 11/21/04
59	at New England, 10/8/95
58	vs. Pittsburgh, 11/25/18
57	vs. Buffalo, 12/7/14
56	vs. Houston, 10/17/65
55	Three times: (last at Pittsburgh, 12/20/15)

MOST COMPLETIONS

Season

399	2014
374	
360	2002
357	2013
353	2018
348	2019
346	1984
345	1998
344	2015
	2005

Game

42	vs. Pittsburgh, 11/25/18
40	at Pittsburgh, 12/20/15
39	vs. New Orleans, 9/21/08
38	vs. Buffalo, 12/7/14
	at Pittsburgh, 11/5/06
35	vs. Oakland, 12/30/01
34	Six times (last: at New England, 11/24/13)

MOST YARDS PASSING (NET YARDS)

Season

4,155	1994
4,070	2013
4,023	1984
3,946	2000
3,929	2018
3,822	2019
3,807	2020
3,780	2010
3,731	1993
3,704	2011

Game

470	at Dallas, 10/6/13
452	vs. Pittsburgh, 11/25/18
433	vs. Kansas City, 11/14/10
	at St. Louis, 9/4/00
427	at Oakland, 10/25/64
425	at New Orleans, 12/3/00
414	vs. New Orleans, 9/21/08
406	vs. Seattle, 11/25/84
403	at Pittsburgh, 11/5/06
399	vs. N.Y. Jets, 9/24/67

HIGHEST COMPLETION PERCENTAGE

Season

.673	2008 (333-495)
.660	2020 (374-567)
.648	2019 (348-537)
.642	2018 (353-550)
.636	2002 (360-566)
.624	2011 (333-534)
.622	2014 (399-641)
.609	2007 (279-458)
.608	2006 (327-538)
.607	2021 (341-562)

Game (min. 10 attempts)

.917	vs. Oakland, 11/23/08 (11-12)
.906	vs. Oakland, 9/16/18 (29-32)
.895	vs. Oakland, 11/11/02 (34-38)
.870	at New Orleans, 11/20/88 (20-23)
.864	at Seattle, 12/11/88 (19-22)
.846	at Oakland, 9/9/19 (22-26)
.829	at Minnesota, 11/17/19 (29-35)
.821	vs. Indianapolis, 10/29/06 (32-39)
.813	vs. New Orleans, 9/21/08 (39-48)
	at Atlanta, 11/26/72 (13-16)
.810	at Kansas City, 12/16/01 (17-21) (OT)

MOST TOUCHDOWN PASSES THROWN

Season

40	1963
30	1961
29	2017
	2014
	2013
	1964
28	1998
	1994

Game

6	at Kansas City, 11/1/64
5	11 times (last: at Dallas, 10/6/13)

FIRST DOWNS

MOST FIRST DOWNS

Season

339	2013
334	2010
333	2020
327	2008
322	1995
321	1983
318	2018
316	1988
315	2011
312	2021

OPPONENT TEAM RECORDS

<u>Game</u>	
35	at New England, 10/7/12
33	vs. Pittsburgh, 9/22/74 (OT)
30	at Oakland, 11/6/16
	vs. Kansas City, 11/14/10
	at Indianapolis, 9/30/07
29	vs. Buffalo, 12/19/20
	at New England, 11/2/14
	vs. Oakland, 10/24/10
	at Buffalo, 9/18/89
	vs. Cincinnati, 9/2/84
	vs. Seattle, 10/20/83
	vs. Kansas City, 10/24/76
	at Oakland, 10/25/64
	at Oakland, 12/17/60

MOST FIRST DOWNS RUSHING

<u>Season</u>	
140	1988
126	2010
125	1980
122	2008
121	1975
119	2007, 1983
115	1967
114	1995
112	1960

<u>Game</u>	
21	at New England, 11/28/76
18	at New England, 10/7/12
	vs. Oakland, 10/24/10
	at Indianapolis, 9/30/07
17	at Baltimore, 10/10/10
	at San Diego, 12/28/08
16	Five times (last: at Seattle, 12/11/88)

MOST FIRST DOWNS PASSING

<u>Season</u>	
219	2014
208	2013
206	1984
201	2020
197	2018
192	2021
189	2000
186	2008
	1995

MOST FIRST DOWNS PASSING, CONT.

<u>Game</u>	
24	vs. Kansas City, 11/14/10
22	at New England, 11/2/14
	at San Diego, 11/28/82
21	at Pittsburgh, 12/20/15
	at Pittsburgh, 11/5/06
	vs. Kansas City, 12/7/03
	vs. Oakland, 12/30/01
	vs. Kansas City, 10/17/94
	vs. L.A. Rams, 11/27/88
	vs. Seattle, 11/20/83
	vs. San Diego, 12/1/68

MOST FIRST DOWNS BY PENALTY

<u>Season</u>	
46	2015
41	2013
36	2018
	2016
34	2019
32	2017
	2014
	2011

<u>Game</u>	
10	at N.Y. Giants, 9/15/13
7	at Oakland, 11/6/16
	at Indianapolis, 11/8/15
	at San Diego, 11/30/97
6	at San Francisco, 12/9/18
	vs. Cincinnati, 9/21/97
	vs. Oakland, 12/15/96
	at Oakland, 11/9/69
	vs. Miami, 12/4/66

PUNTING

MOST PUNTS

<u>Season</u>	
95	2004
	1977
94	1997
	1985
93	2012
92	2015
	2011
	1999
91	1976
89	2016
	1970

<u>Game</u>	
12	at Seattle, 11/28/93
11	vs. Arizona, 10/5/14
	vs. Chicago, 12/11/11
	at Chicago, 12/12/76
	vs. San Diego, 11/30/75 (OT)

HIGHEST PUNTING AVERAGE

<u>Season</u>	
50.4	2021 (60-3,021)
48.9	2016 (89-4,352)
48.1	2012 (94-4,524)
47.3	2011 (92-4,350)
47.0	2001 (77-3,618)
46.5	2019 (71-3,303)
	2015 (92-4,278)
46.4	2017 (88-4,080)
	2008 (52-2,413)
46.3	2009 (76-3,520)
46.1	1996 (83-3,825)

Game (min. 4 punts)

63.00	vs. Carolina, 9/8/16 (4-252)
59.00	vs. Seattle, 9/9/18 (6-354)
	vs. Oakland, 12/24/05 (5-295)
58.17	vs. Oakland, 9/12/11 (6-349)
57.40	vs. N.Y. Jets, 9/21/69 (5-287)
57.00	vs. Las Vegas, 10/17/21 (4-228)
	vs. San Diego, 10/30/16 (5-285)
56.75	at Jacksonville, 9/19/21 (4-227)
56.67	vs. San Diego, 10/6/96 (6-340)
56.50	vs. Oakland, 1/1/17 (8-452)
	vs. Indianapolis, 9/18/16 (4-226)
56.20	at Indianapolis, 10/13/85 (5-281)
55.80	vs. San Diego, 11/11/01 (5-279)

PUNT RETURNS

MOST PUNT RETURNS

<u>Season</u>	
61	1967
56	1970
55	1983
54	1977
52	1980, 1979
51	2011
50	2010
48	2001
47	1978

<u>Game</u>	
9	at Oakland, 9/10/67
8	at Buffalo, 11/19/67
7	vs. Washington, 11/18/01
	vs. Kansas City, 12/5/99
	at Chicago, 9/9/84
	at Baltimore, 9/11/83
	at L.A. Raiders, 12/26/82
	at San Diego, 11/14/76
	at Cincinnati, 9/12/76
	vs. Houston, 11/16/69

OPP. TEAM RECORDS / POST IND. RECORDS - SERVICE

MOST PUNT RETURN YARDS

Season	
718	1967
600	1999
585	2011
560	2003
550	2010
534	1975
529	1974
526	1964
524	1983
517	2001
Game	
143	at Oakland, 9/10/67
142	at N.Y. Titans, 9/24/61
135	at Buffalo, 12/24/11
134	at Cleveland, 10/27/74
	at Cincinnati, 10/8/72
131	vs. Kansas City, 12/5/99
129	at Oakland, 10/10/99
123	at Kansas City, 10/18/87
118	at Kansas City, 12/19/65
106	at Oakland, 12/24/18

MOST PUNT RETURN TOUCHDOWNS

Season	2	2007, 1987, 1961
Game	2	at N.Y. Titans, 9/24/61

KICKOFF RETURNS

MOST KICKOFF RETURNS

Season	
90	2000
89	1998, 1997
81	2002
77	1995
76	1996
73	2003
72	1989
70	1999, 1994
Game	
9	at Kansas City, 12/6/09
	vs. Cleveland, 10/15/00
	at San Diego, 12/9/73
	at Houston, 10/14/73
8	12 times (last: at Kansas City, 11/30/14)

MOST KICKOFF RETURN YARDS

Season	
2,006	1998
1,934	2000
1,827	1997
1,781	2002
1,696	2005
1,679	2003
1,671	1995
1,635	2004
1,602	1996
1,554	2008
Game	
257	vs. Atlanta, 9/10/00
238	at Kansas City, 10/8/66
223	vs. Jacksonville, 10/25/98
215	vs. Miami, 10/13/02
	at Houston, 9/3/66
214	vs. Kansas City, 10/11/64
212	vs. San Diego, 9/14/08
	at Cincinnati, 11/1/98
209	vs. Tennessee, 12/8/13
202	vs. Kansas City, 10/23/66

MOST KICKOFF RETURN TOUCHDOWNS

Season	2	2021
		1995
Game	1	24 times (last: at L.A. Chargers, 1/2/22)

PENALTIES

FEWEST OPPONENT PENALTIES

Season	
58	1967
61	1963
62	1960
63	1982 (players' strike; nine-game season), 1964
64	1968
75	1966
76	1962
78	2009, 1974, 1971
Game	
0	at Chicago, 11/22/15
	vs. San Diego, 10/9/11
	at Miami, 12/21/98
	at Oakland, 12/19/71

FEWEST OPPONENT PENALTY YARDS

Season	
516	1963
571	1982 (players' strike; nine-game season), 1966
573	1964
585	1974
628	2007, 1967
633	1960
678	1962
715	1992, 1976
Game	
0	at Chicago, 11/22/15
	vs. San Diego, 10/9/11
	at Miami, 12/21/98
	at Oakland, 12/19/71

POSTSEASON RECORDS

SERVICE

MOST POSTSEASON GAMES

22	John Elway, 1983-98
17	Tyrone Braxton, 1987-93, '95-99
14	Steve Atwater, 1989-98
	Jason Elam, 1993-2007
	Ken Lanier, 1981-92, 94
	Karl Mecklenburg, 1983-94
13	Tom Nalen, 1994-2008
	Dennis Smith, 1981-94
	Rod Smith, 1995-2007
12	Keith Burns, 1994-98, '00-03, '05-06
	Simon Fletcher, 1985-95
	Greg Kragen, 1985-95
	Randy Robbins, 1984-91
	Shannon Sharpe, 1990-99, '02-03
11	Keith Bishop, 1980-89
	Dwayne Carswell, 1994-2005
	Rick Dennison, 1982-90
	Mike Horan, 1986-92
	Clarence Kay, 1984-92
	Gary Kubiak, 1983-91
	Trevor Pryce, 1997-2005
	Steve Sewell, 1985-92
	Sammy Winder, 1982-90

Staff/Coaches Players Roster Breakdown 2021 Season History/Results Year-by-Year Stats Postseason Records Honors Miscellaneous

POSTSEASON INDIVIDUAL RECORDS — SERVICE / OFFENSE

Most Postseason Starts

21	John Elway, 1983-98
14	Steve Atwater, 1989-98
13	Tyrone Braxton, 1987-93, '95-99
	Ken Lanier, 1981-92, '94
	Karl Mecklenburg, 1983-94
	Tom Nalen, 1994-2008
	Dennis Smith, 1981-94
12	Shannon Sharpe, 1990-99, '02-03
	Greg Kragen, 1985-95
	Rod Smith, 1995-2007
11	Keith Bishop, 1980-89
10	Demaryius Thomas, 2011-18
	Steve Foley, 1976-86
	Tom Jackson, 1973-86
	Louis Wright, 1975-86

TOTAL OFFENSE

Most Yards Total Offense

(Combined Rushing and Passing Yards)

Career

5,425	John Elway, 1983-98 (461/4,964)
1,957	Peyton Manning, 2012-15 (7/1,950)
1,140	Terrell Davis, 1995-2002 (1,140/0)
941	Jake Plummer, 2003-06 (56/885)
605	Craig Morton, 1977-82 (-4/605)
515	Tim Tebow, 2010-11 (63/452)
461	Sammy Winder, 1982-90 (461/0)
323	C.J. Anderson, 2013-17 (323/0)
231	Gary Kubiak, 1983-91 (19/212)

Game

424	Elway, vs. Cleveland, 1/14/90 (39/385)
399	Manning, vs. New England, 1/19/14 (-1/400)
366	Tebow, vs. Pittsburgh, 1/8/12 (50/316)
338	Elway, vs. Atlanta, 1/31/99 (2/336)
331	Elway, vs. N.Y. Giants, 1/25/87 (27/304)
325	Elway, vs. L.A. Raiders, 1/9/94 (23/302)
317	Elway, vs. Cleveland, 1/17/88 (36/281)
300	Elway, at Cleveland, 1/11/87 (56/244) (OT)
296	Elway, vs. Houston, 1/4/92 (39/257)
289	Manning, vs. Baltimore, 1/12/13 (-1/289) (2 OT)
	Elway, vs. Washington, 1/31/88 (32/257)

RUSHING

Most Rushes

Career

204	Terrell Davis, 1995-2002
144	Sammy Winder, 1982-90
94	John Elway, 1983-98
74	C.J. Anderson, 2013-17
56	Ronnie Hillman, 2012-15
52	Knowshon Moreno, 2009-13
43	Mike Anderson, 2000-05
38	Bobby Humphrey, 1989-91
	Otis Armstrong, 1973-80

Game

32	Davis, vs. N.Y. Jets, 1/17/99
31	Davis, vs. Jacksonville, 12/27/97
30	Davis, vs. Green Bay, 1/25/98
26	Davis, at Pittsburgh, 1/11/98
	Winder, at Cleveland, 1/11/87 (OT)
25	Davis, vs. Atlanta, 1/31/99
	Davis, at Kansas City, 1/4/98
23	C. Anderson, vs. Carolina, 2/7/16
	Moreno, vs. San Diego, 1/12/14
22	Hillman, vs. Baltimore, 1/12/13 (2 OT)

Most Rushing Yards

Career

1,140	Terrell Davis, 1995-2002
461	John Elway, 1983-98
	Sammy Winder, 1982-90
323	C.J. Anderson, 2013-17
190	Knowshon Moreno, 2009-13
169	Bobby Humphrey, 1989-91
152	Derek Loville, 1997-99
145	Ronnie Hillman, 2012-15
	Mike Anderson, 2000-05
141	Otis Armstrong, 1973-80

Game

199	Davis, vs. Miami, 1/9/99
184	Davis, vs. Jacksonville, 12/27/97
167	Davis, vs. N.Y. Jets, 1/17/99
157	Davis, vs. Green Bay, 1/25/98
139	Davis, at Pittsburgh, 1/11/98
103	Loville, vs. Jacksonville, 12/27/97
102	Davis, vs. Atlanta, 1/31/99
	Winder, vs. New England, 1/4/87
101	Davis, at Kansas City, 1/4/98
91	Davis, vs. Jacksonville, 1/4/97

Highest Rushing Average

Career (min. 10 carries)

6.1	Derek Loville, 1997-99 (25-152)
5.6	Terrell Davis, 1995-2002 (204-1,140)
4.9	John Elway, 1983-98 (94-461)
4.8	Gene Lang, 1984-87 (29-138)
4.4	Bobby Humphrey, 1989-91 (38-169)
4.4	C.J. Anderson, 2013-17 (74-323)
4.3	Tatum Bell, 2004-06, '08 (23-99)
4.2	Tim Tebow, 2010-11 (15-63)
4.0	Clinton Portis, 2002-03 (17-68)

Game (min. 10 carries)

9.5	Davis, vs. Miami, 1/9/99 (21-199)
9.4	Loville, vs. Jacksonville, 12/27/97 (11-103)
6.5	Davis, vs. Jacksonville, 1/4/97 (14-91)
5.9	Davis, vs. Jacksonville, 12/27/97 (31-184)
5.4	Winder, vs. New England, 1/4/87 (19-102)
5.3	Davis, at Pittsburgh, 1/11/98 (26-139)
5.2	Davis, vs. Green Bay, 1/25/98 (30-157)
5.2	Davis, vs. N.Y. Jets, 1/17/99 (32-167)
5.2	Ball, vs. San Diego, 1/12/14 (10-52)
5.1	Humphrey, vs. San Francisco, 1/28/90 (12-61)

Most Rushing Touchdowns

Career

12	Terrell Davis, 1995-2002
6	John Elway, 1983-98
3	Mike Anderson, 2000-05
	Derek Loville, 1997-99
2	C.J. Anderson, 2013-17
	Howard Griffith, 1997-2000
	Vaughn Hebron, 1996-98
	Greg Lewis, 1991
	Melvin Bratton, 1989
	Gene Lang, 1986-87
	Rob Lytle, 1977-78

Game

3	Terrell Davis, vs. Green Bay, 1/25/98
2	Mike Anderson, vs. New England, 1/14/06
	Howard Griffith, vs. Atlanta, 1/31/99
	Terrell Davis, vs. Miami, 1/9/99
	Terrell Davis, at Kansas City, 1/4/98
	Terrell Davis, vs. Jacksonville, 12/27/97
	Derek Loville, vs. Jacksonville, 12/27/97
	Melvin Bratton, vs. Pittsburgh, 1/7/90
	Greg Lewis, vs. Houston, 1/4/92

POSTSEASON INDIVIDUAL RECORDS — PASSING

LONGEST RUN FROM SCRIMMAGE

62	Terrell Davis, vs. Miami, 1/9/99
59	Terrell Davis, vs. Jacksonville, 12/27/97
47	Terrell Davis, vs. Jacksonville, 1/4/97
44	Derek Loville, vs. Jacksonville, 12/27/97
43	Terrell Davis, at Pittsburgh, 1/11/98
42	Gene Lang, vs. Cleveland, 1/17/88
41	Terrell Davis, at Kansas City, 1/4/98
35	Sammy Winder, at Seattle, 12/24/83
34	C.J. Anderson, vs. Carolina, 2/7/16
	Bobby Humphrey, vs. San Francisco, 1/28/90
	John Elway, at Cleveland, 1/11/87

PASSING

MOST PASS ATTEMPTS

Career

651	John Elway, 1983-98
309	Peyton Manning, 2012-15
120	Jake Plummer, 2003-06
90	Craig Morton, 1977-82
47	Tim Tebow, 2010-11
28	Gus Frerotte, 2000-01
26	Norris Weese, 1976-79
19	Gary Kubiak, 1983-91
	Steve DeBerg, 1981-83
10	Jarious Jackson, 2000-03

Game

49	Manning, vs. Seattle, 2/2/14
47	Elway, at L.A. Raiders, 1/9/94
46	Manning, vs. Indianapolis, 1/11/15
43	Manning, vs. New England, 1/19/14
	Manning, vs. Baltimore, 1/12/13 (2 OT)
38	Elway, vs. Jacksonville, 1/4/97
	Elway, vs. Washington, 1/31/88
	Elway, at Cleveland, 1/11/87 (OT)
37	Manning, vs. Pittsburgh, 1/17/16
	Elway, vs. N.Y. Giants, 1/25/87
	Elway, vs. Pittsburgh, 12/30/84

MOST COMPLETIONS

Career

355	John Elway, 1983-1998
196	Peyton Manning, 2012-15
80	Jake Plummer, 2003-06
42	Craig Morton, 1977-82
19	Tim Tebow, 2010-11
16	Gary Kubiak, 1983-91
14	Steve DeBerg, 1981-83
13	Gus Frerotte, 2000-01
12	Norris Weese, 1976-79
5	Jarious Jackson, 2000-03

Game

34	Manning, vs. Seattle, 2/2/14
32	Manning, vs. New England, 1/19/14
29	Elway, at L.A. Raiders, 1/9/94
28	Manning, vs. Baltimore, 1/12/13 (2 OT)
26	Manning, vs. Indianapolis, 1/11/15
25	Manning vs. San Diego, 1/12/14
	Elway, vs. Jacksonville, 1/4/97
24	Plummer, at Indianapolis, 1/9/05
23	Plummer, at Indianapolis, 1/4/04

HIGHEST COMPLETION PERCENTAGE

Career (min. 15 passes)

.842	Gary Kubiak, 1983-91 (16-19)
.737	Steve DeBerg, 1981-83 (14-19)
.634	Peyton Manning, 2012-15 (196-309)
.667	Jake Plummer, 2003-06 (80-120)
.545	John Elway, 1983-98 (355-651)
.467	Craig Morton, 1977-82 (42-90)
.464	Gus Frerotte, 2000-01 (13-28)
.462	Norris Weese, 1976-79 (12-26)
.404	Tim Tebow, 2010-11 (19-47)

Game (min. 12 passes)

.917	Kubiak, at Buffalo, 1/12/92 (11-12)
.767	Plummer, at Indianapolis, 1/4/04 (23-30)
.744	Manning, vs. New England, 1/19/14 (32-43)
.737	DeBerg, at Seattle, 12/24/83 (14-19)
.706	Plummer, at Indianapolis, 1/9/05 (24-34)
.694	Manning, vs. San Diego, 1/12/14 (25-36)
.694	Manning, vs. Seattle, 2/2/14 (34-49)
.667	Elway, vs. Jacksonville, 12/27/97 (16-24)
	Elway, at Seattle, 12/24/83 (10-15)
.658	Elway, vs. Jacksonville, 1/4/97 (25-38)

MOST PASSING YARDS

Career

4,964	John Elway, 1983-98
1,950	Peyton Manning, 2012-15
885	Jake Plummer, 2003-06
605	Craig Morton, 1977-82
452	Tim Tebow, 2010-11
212	Gary Kubiak, 1983-91
140	Norris Weese, 1976-79
131	Steve DeBerg, 1981-83
124	Gus Frerotte, 2000-01
54	Jarious Jackson, 2000-03

Game

400	Manning, vs. New England, 1/19/14
385	Elway, vs. Cleveland, 1/14/90
336	Elway, vs. Atlanta, 1/31/99
316	Tebow, vs. Pittsburgh, 1/8/12
304	Elway, vs. N.Y. Giants, 1/25/87
302	Elway, at L.A. Raiders, 1/9/94
290	Manning, vs. Baltimore, 1/12/13 (2 OT)
284	Plummer, at Indianapolis, 1/9/05
281	Elway, vs. Cleveland, 1/17/88
280	Manning vs. Seattle, 2/2/14

MOST TOUCHDOWN PASSES

Career

27	John Elway, 1983-98
11	Peyton Manning, 2012-15
5	Jake Plummer, 2003-06
	Craig Morton, 1977-82
2	Tim Tebow, 2010-11
1	Steve DeBerg, 1981-83

Game

3	Manning, vs. Baltimore, 1/12/13 (2 OT)
	Elway, at L.A. Raiders, 1/9/94
	Elway, vs. Cleveland, 1/14/90
	Elway, vs. Cleveland, 1/17/88
2	Manning, vs. New England, 1/24/16
	Manning, vs. New England, 1/19/14
	Manning, vs. San Diego, 1/12/14
	Tebow, vs. Pittsburgh, 1/8/12
	Plummer, at Indianapolis, 1/9/05
	Elway, at Pittsburgh, 1/11/98
	Elway, vs. Jacksonville, 1/4/97
	Elway, vs. Houston, 1/10/88
	Elway, vs. Pittsburgh, 12/30/84
	Morton, vs. Oakland, 1/17/78
	Morton, vs. Pittsburgh, 12/24/77

MOST INTERCEPTIONS THROWN

Career

21	John Elway, 1983-98
6	Peyton Manning, 2012-15
	Jake Plummer, 2003-06
	Craig Morton, 1977-82
1	Gus Frerotte, 2000-01
	Steve DeBerg, 1981-83

Game

4	Morton, vs. Dallas, 1/15/78
3	Elway, vs. Washington, 1/31/88
2	Manning, vs. Seattle, 2/2/14
	Manning, vs. Baltimore, 1/12/13 (2 OT)
	Plummer, vs. Pittsburgh, 1/22/06
	Plummer, at Indianapolis, 1/4/04
	Elway, vs. San Francisco, 1/28/90
	Elway, vs. New England, 1/4/87
	Elway, vs. Pittsburgh, 12/30/84
1	20 times (last: Manning, vs. Carolina, 2/7/16)

POSTSEASON IND. RECORDS — PASSING / RECEIVING

BEST INTERCEPTION AVOIDANCE PERCENTAGE

Career (min. 15 passes)

.000	Tim Tebow, 2010-11 (0-47)
	Gary Kubiak, 1983-91 (0-19)
	Norris Weese, 1976-79 (0-26)
.019	Peyton Manning, 2012-15 (6-309)
.032	John Elway, 1983-98 (21-651)
.036	Gus Frerotte, 2000-01 (1-28)
.050	Jake Plummer, 2003-06 (6-120)
.053	Steve DeBerg, 1981-83 (1-19)
.067	Craig Morton, 1977-82 (6-90)

HIGHEST AVERAGE GAIN PER ATTEMPT

Career (min. 15 passes)

11.16	Gary Kubiak, 1983-91 (19-212)
9.62	Tim Tebow, 2010-11 (47-452)
7.63	John Elway, 1983-98 (651-4,964)
7.38	Jake Plummer, 2003-06 (120-885)
6.89	Steve DeBerg, 1981-83 (19-131)
6.72	Craig Morton, 1977-82 (90-605)
6.31	Peyton Manning, 2012-15 (309-1,950)
5.38	Norris Weese, 1976-79 (26-140)
4.43	Gus Frerotte, 2000-01 (28-124)

HIGHEST AVERAGE GAIN PER COMPLETION

Career (min. 15 passes)

23.79	Tim Tebow, 2010-11 (19-452)
14.40	Craig Morton, 1977-82 (42-605)
13.98	John Elway, 1983-98 (355-4,964)
13.25	Gary Kubiak, 1983-91 (16-212)
11.67	Norris Weese, 1976-79 (12-140)
11.06	Jake Plummer, 2003-06 (80-885)
9.95	Peyton Manning, 2012-15 (196-1,950)
9.54	Gus Frerotte, 2000-01 (13-124)
9.36	Steve DeBerg, 1981-83 (14-131)

HIGHEST PASSER RATING

Career (min. 15 passes)

113.2	Gary Kubiak, 1983-91 (19 att.)
90.0	Tim Tebow, 2010-11 (47 att.)
87.8	Steve DeBerg, 1981-83 (19 att.)
85.0	Peyton Manning, 2012-15 (309 att.)
81.4	Jake Plummer, 2003-06 (120 att.)
79.7	John Elway, 1983-98 (651 att.)
63.0	Norris Weese, 1976-79 (26 att.)
59.7	Craig Morton, 1977-82 (90 att.)
44.3	Gus Frerotte, 2000-01 (28 att.)

Game (min. 12 passes)

125.6	Tebow, vs. Pittsburgh, 1/8/12 (21 att.)
120.7	Elway, vs. Cleveland, 1/14/90 (36 att.)
118.4	Manning, vs. New England, 1/19/14 (43 att.)
114.4	Elway, vs. Cleveland, 1/17/88 (26 att.)
113.9	Kubiak, at Buffalo, 1/12/92 (12 att.)
110.2	Elway, vs. Jacksonville, 12/27/97 (24 att.)
103.1	Plummer, at Indianapolis, 1/9/05 (34 att.)
102.9	Morton, vs. Oakland, 1/1/78 (20 att.)
101.0	Elway, vs. Houston, 1/10/88 (25 att.)
100.6	Morton, vs. Pittsburgh, 12/24/77 (23 att.)

LONGEST PASS PLAY

80t	Tim Tebow to Demaryius Thomas, vs. Pittsburgh, 1/8/12
	John Elway to Rod Smith, vs. Atlanta, 1/31/99
	John Elway to Mark Jackson, vs. Cleveland, 1/17/88
74t	Craig Morton to Haven Moses, vs. Oakland, 1/1/78
70t	John Elway to Michael Young, vs. Cleveland, 1/14/90
58	Tim Tebow to Demaryius Thomas, vs. Pittsburgh, 1/8/12
56t	John Elway to Ricky Nattiel, vs. Washington, 1/31/88
55	John Elway to Vance Johnson, vs. Houston, 1/10/88
54	John Elway to Vance Johnson, vs. N.Y. Giants, 1/25/87
53	John Elway to Michael Young, vs. Cleveland, 1/14/90

RECEIVING

MOST RECEPTIONS

Career

53	Demaryius Thomas, 2010-18
49	Rod Smith, 1995-2007
47	Shannon Sharpe, 1990-99, '02-03
40	Vance Johnson, 1985-93, '95
36	Ed McCaffrey, 1995-2003
31	Steve Sewell, 1985-92
23	Emmanuel Sanders, 2014-19
21	Steve Watson, 1979-87
20	Mark Jackson, 1986-92
	Sammy Winder, 1982-90

Game

13	D. Thomas, vs. Seattle, 2/2/14
	Sharpe, at L.A. Raiders, 1/9/94
11	Watson, vs. Pittsburgh, 12/30/84
8	Welker, vs. Seattle, 2/2/14
	J. Thomas, vs. New England, 1/19/14
	D. Thomas, vs. San Diego, 1/12/14
	McCaffrey, at Baltimore, 12/31/00
	V. Johnson, at Buffalo, 1/12/92
7	Eight times (last: Sanders, vs. Indianapolis, 1/11/15)

MOST RECEIVING YARDS

Career

860	Rod Smith, 1995-2007
759	Demaryius Thomas, 2010-18
719	Vance Johnson, 1985-93, '95
505	Shannon Sharpe, 1990-99, '02-03
490	Ed McCaffrey, 1995-2003
422	Mark Jackson, 1986-92
375	Steve Sewell, 1985-92
358	Steve Watson, 1979-87
314	Haven Moses, 1972-81
276	Emmanuel Sanders, 2014-19

Game

204	D. Thomas, vs. Pittsburgh, 1/8/11
177	Watson, vs. Pittsburgh, 12/30/84
168	Moses, vs. Oakland, 1/1/78
156	Sharpe, at L.A. Raiders, 1/9/94
152	R. Smith, vs. Atlanta, 1/31/99
134	D. Thomas, vs. New England, 1/19/14
	Jackson, vs. Cleveland, 1/17/88
123	Young, vs. Cleveland, 1/14/90
121	V. Johnson, vs. N.Y. Giants, 1/25/87
118	D. Thomas, vs. Seattle, 2/2/14

HIGHEST AVERAGE GAIN PER RECEPTION

Career (min. 5 receptions)

24.2	Haven Moses, 1972-81 (13-314)
23.2	Michael Young, 1989-92 (11-255)
21.1	Mark Jackson, 1986-92 (20-422)
19.3	Ricky Nattiel, 1987-92 (13-251)
19.3	Jack Dolbin, 1975-79 (7-135)
17.6	Rod Smith, 1995-2007 (49-860)
17.5	Vance Johnson, 1985-93, '95 (41-719)
17.0	Steve Watson, 1979-87 (21-358)
15.9	Jeb Putzier, 2002-05, '08 (10-159)
15.2	Ashley Lelie, 2013-05 (10-152)

Game (min. 4 receptions)

51.0	D. Thomas, vs. Pittsburgh, 1/8/12 (4-204)
33.6	Moses, vs. Oakland, 1/1/78 (5-168)
33.5	Jackson, vs. Cleveland, 1/17/88 (4-134)
30.4	R. Smith, vs. Atlanta, 1/31/99 (5-152)
26.3	V. Johnson, vs. Houston, 1/10/88 (4-105)
24.2	V. Johnson, vs. N.Y. Giants, 1/25/87 (5-121)
22.3	V. Johnson, vs. New England, 1/4/87 (4-89)
22.2	Jackson, vs. Pittsburgh, 1/7/90 (5-111)
21.3	Young, vs. Houston, 1/4/92 (4-85)
19.1	D. Thomas, vs. New England, 1/19/14 (7-134)

POSTSEASON IND. RECORDS — REC. / PUNTS / RETURNS

MOST RECEIVING TOUCHDOWNS

Career

- 6 Rod Smith, 1995-2007
- Demaryius Thomas, 2010-18
- 4 Vance Johnson, 1985-93, '95
- 2 Nine players

Game

- 2 Daniels, vs. New England, 1/24/16
- Kay, vs. Houston, 1/10/88
- Moses, vs. Oakland, 1/1/78

INTERCEPTIONS

MOST INTERCEPTIONS

Career

- 5 Darrien Gordon, 1997-98
- 3 Tyrone Braxton, 1987-93, '95-99
- Bob Swenson, 1975-83
- 2 Quinton Carter, 2011
- Darrius Johnson, 1996-99
- Dennis Smith, 1981-94
- Tom Jackson, 1973-86

Game

- 2 Gordon, vs. Atlanta, 1/31/99
- Gordon, vs. N.Y. Jets, 1/17/99
- D. Smith, vs. Cleveland, 1/14/90
- T. Jackson, vs. Pittsburgh, 12/24/77

MOST YARDS ON INTERCEPTION RETURNS

Career

- 156 Darrien Gordon, 1997-98
- 100 Champ Bailey, 2004-09
- 76 Darrius Johnson, 1996-99
- 57 Mark Haynes, 1986-89
- 49 Tom Jackson, 1973-86
- 26 Quinton Carter, 2011
- Jim Ryan, 1979-88

Game

- 108 Gordon, vs. Atlanta, 1/31/99
- 100 Bailey, vs. New England, 1/14/06
- 57 Haynes, vs. Houston, 1/10/88
- 49 T. Jackson, vs. Pittsburgh, 12/24/77
- 48 Gordon, vs. N.Y. Jets, 1/17/99
- D. Johnson, vs. Miami, 1/9/99
- 28 D. Johnson, vs. Atlanta, 1/31/99
- 26 Ryan, at Cleveland, 1/11/87 (OT)
- 18 Mecklenburg, vs. Houston, 1/10/88
- 17 Q. Carter, at New England, 1/14/12

LONGEST INTERCEPTION RETURN

- 100 Champ Bailey, vs. New England, 1/14/06
- 58 Darrien Gordon, vs. Atlanta, 1/31/99
- 57 Mark Haynes, vs. Houston, 1/10/88
- 50 Darrien Gordon, vs. Atlanta, 1/31/99
- 48 Darrius Johnson, vs. Miami, 1/9/99
- 32 Tom Jackson, vs. Pittsburgh, 12/24/77
- 30 Darrien Gordon, vs. N.Y. Jets, 1/17/99
- 28 Darrius Johnson, vs. Atlanta, 1/31/99
- 26 Jim Ryan, at Cleveland, 1/11/87
- 18 Karl Mecklenburg, vs. Houston, 1/10/88

SACKS

MOST SACKS

Career

- 6.5 Von Miller, 2011-19
- 6 Simon Fletcher, 1985-95
- Rulon Jones, 1980-88
- 3.5 DeMarcus Ware, 2014-16
- 3 Robert Ayers, 2009-13
- Neil Smith, 1997-99
- Rubin Carter, 1975-86
- 2.5 Derek Wolfe, 2012-17
- 2 Five players

Game

- 2.5 V. Miller, vs. Carolina, 2/7/16
- V. Miller, vs. New England, 1/24/16
- 2 10 times (last: Ware, vs. Carolina, 2/7/16)

PUNTING

MOST PUNTS

Career

- 48 Britton Colquitt, 2010-15
- 46 Mike Horan, 1986-2002
- 45 Tom Rouen, 1993-2002
- 19 Bucky Dilts, 1977-78
- 10 Luke Prestridge, 1979-83
- 8 Todd Sauerbrun, 2005, '07

Game

- 9 Colquitt, vs. New England, 1/24/16
- Rouen, at Baltimore, 12/31/00
- 8 Colquitt, vs. Carolina, 2/7/16
- 7 Colquitt, at New England, 1/14/12
- Rouen, vs. N.Y. Jets, 1/17/99
- Horan, vs. Washington, 1/31/88
- 6 Colquitt, vs. Indianapolis, 1/11/15
- Sauerbrun, vs. New England, 1/14/06
- Rouen, at Kansas City, 1/4/98
- Horan, at Buffalo, 1/12/92
- Horan, vs. San Francisco, 1/28/90
- Horan, at Cleveland, 1/11/87 (OT)
- Prestridge, at Houston, 12/23/79
- Dilts, vs. Pittsburgh, 12/30/78

HIGHEST AVERAGE PER PUNT

Career (min. 10 punts)

- 45.7 Luke Prestridge, 1979-83 (10-457)
- 43.8 Britton Colquitt, 2010-15 (48-2,104)
- 42.1 Mike Horan, 1986-2002 (46-1,938)
- 39.2 Tom Rouen, 1993-2002 (45-1,762)
- 37.3 Bucky Dilts, 1977-78 (19-708)

Game (min. 4 punts)

- 49.0 Horan, vs. New England, 1/4/87 (5-245)
- 48.8 Colquitt, vs. Baltimore, 1/12/13 (2 OT) (5-244)
- 47.8 Prestridge, at Seattle, 12/24/83 (4-191)
- 47.0 Colquitt, vs. New England, 1/24/16 (6-282)
- Colquitt, vs. Pittsburgh, 1/17/16 (9-423)
- 46.4 Horan, vs. Cleveland, 1/14/90 (5-232)
- 45.7 Sauerbrun, vs. New England, 1/14/06 (6-274)

LONGEST PUNT

- 76 Mike Horan, at Buffalo, 1/12/92

PUNT RETURNS

MOST PUNT RETURNS

Career

- 13 Vance Johnson, 1985-93, '95
- 11 Darrien Gordon, 1997-98
- 10 Rick Upchurch, 1975-83
- 7 Gerald Willhite, 1982-88
- 6 Kevin Clark, 1987-88, '90-91
- 4 Jordan Norwood, 2015-16
- Eric Decker, 2010-13

POSTSEASON IND. RECORDS — RETURNS

MOST PUNT RETURNS CONT.

Game	
5	Gordon, vs. N.Y. Jets, 1/17/99
4	V. Johnson, vs. Cleveland, 1/14/90
3	11 times (last: Norwood, vs. New England, 1/24/16)

MOST YARDS ON PUNT RETURNS

Career	
162	Darrien Gordon, 1997-98
115	Vance Johnson, 1985-93, '95
92	Rick Upchurch, 1975-83
90	Trindon Holliday, 2012-13
82	Jordan Norwood, 2015-16
75	Eric Decker, 2010-13
46	Kevin Clark, 1987-88, '90-91
45	Gerald Willhite, 1982-88
42	Omar Bolden, 2012-15
38	Glyn Milburn, 1993-95

Game

90	Holliday, vs. Baltimore, 1/12/13 (2 OT)
79	Gordon, vs. N.Y. Jets, 1/17/99
66	Decker, vs. San Diego, 1/12/14
61	Norwood, vs. Carolina, 2/7/16
42	Bolden, vs. Pittsburgh, 1/17/16
38	Milburn, at L.A. Raiders, 1/9/94
36	Gordon, at Kansas City, 1/4/98
	V. Johnson, at Buffalo, 1/12/92
	V. Johnson, vs. Cleveland, 1/14/90
30	Upchurch, at Pittsburgh, 12/30/78

HIGHEST AVERAGE PER RETURN

Career (min. 2 returns)

30.0	Trindon Holliday, 2012-13 (3-90)
20.5	Jordan Norwood, 2015-16 (4-82)
18.8	Eric Decker, 2010-13 (4-75)
14.7	Darrien Gordon, 1997-98 (11-162)
12.7	Glyn Milburn, 1993-95 (3-38)
9.2	Rick Upchurch, 1975-83 (10-92)
9.0	Eddie Royal, 2008-11 (3-27)
8.8	Vance Johnson, 1985-93, '95 (13-115)
7.7	Kevin Clark, 1987-88, '90-91 (6-46)
6.4	Gerald Willhite, 1982-88 (7-45)

Game (min. 2 returns)

30.0	Holliday, vs. Baltimore, 1/12/13 (2 OT) (3-90)
22.0	Decker, vs. San Diego, 1/12/14
15.8	Gordon, vs. N.Y. Jets, 1/17/99 (5-79)
15.0	Upchurch, at Pittsburgh, 12/30/78 (2-30)
12.7	Milburn, at L.A. Raiders, 1/9/94 (3-38)
12.5	Upchurch, at Houston, 12/23/79 (2-25)
12.0	V. Johnson, at Buffalo, 1/12/92 (3-36)
9.5	Gordon, at Pittsburgh, 1/11/98 (2-19)
9.0	Three players [last: Royal, vs. Pittsburgh, 1/8/12 (3-27)]

MOST PUNT RETURN TOUCHDOWNS

Career

1	Trindon Holliday, vs. Baltimore, 1/12/13 (2 OT)
---	---

Game

1	Trindon Holliday, vs. Baltimore, 1/12/13 (2 OT)
---	---

LONGEST PUNT RETURN

90t	Holliday, vs. Baltimore, 1/12/13 (2 OT)
*61	Norwood, vs. Carolina, 2/7/16
47	Decker, vs. San Diego, 1/12/14
42	Bolden, vs. Pittsburgh, 1/17/16
36	Gordon, vs. N.Y. Jets, 1/17/99
36	Gordon, at Kansas City, 1/4/98
22	Upchurch, at Pittsburgh, 12/30/78
19	Gordon, at Pittsburgh, 1/11/98
18	Royal, vs. Pittsburgh, 1/8/12
	Milburn, at L.A. Raiders, 1/9/94

* - Super Bowl Record

KICKOFF RETURNS

MOST KICKOFF RETURNS

Career

21	Ken Bell, 1986-89
20	Vaughn Hebron, 1996-98
12	Trindon Holliday, 2012-13
	Rick Upchurch, 1975-83
8	Charlie Adams, 2003-05
	Reuben Droughns, 2002-04
	Darren Carrington, 1989
6	Glyn Milburn, 1993-95
	Alton Montgomery, 1990-92

Game

6	Droughns, at Indianapolis, 1/4/04
	Milburn, at L.A. Raiders, 1/9/94
	Carrington, vs. San Francisco, 1/28/90
5	Holliday, vs. Seattle, 2/2/14
	K. Bell, vs. Washington, 1/31/88
4	Seven times (last: Matthew Willis, at N.E., 1/14/12)

MOST YARDS ON KICKOFF RETURNS

Career

460	Vaughn Hebron, 1996-98
383	Ken Bell, 1986-89
344	Trindon Holliday, 2012-13
259	Rick Upchurch, 1975-83
197	Darren Carrington, 1989
189	Charlie Adams, 2003-05
169	Reuben Droughns, 2002-04
122	Alton Montgomery, 1990-92
109	John Schultz, 1977
97	Cecil Sapp, 2003-07

Game

158	Holliday, vs. Baltimore, 1/12/13 (2 OT)
146	Carrington, vs. San Francisco, 1/28/90
133	Droughns, at Indianapolis, 1/4/04
110	Adams, vs. Pittsburgh, 1/22/06
105	Holliday, vs. Seattle, 2/2/14
94	Upchurch, vs. Dallas, 1/15/78
88	Montgomery, vs. Houston, 1/4/92
	K. Bell, vs. Washington, 1/31/88
87	Hebron, vs. Jacksonville, 12/27/97
86	Sapp, at Indianapolis, 1/9/05

HIGHEST AVERAGE PER KICKOFF RETURN

Career (min. 3 returns)

28.7	Trindon Holliday, 2012-13 (12-344)
27.3	John Schultz, 1976-78 (4-109)
24.6	Darren Carrington, 1989 (8-197)
23.6	Charlie Adams, 2003-05 (8-189)
23.0	Vaughn Hebron, 1996-98 (20-460)
21.6	Rick Upchurch, 1975-83 (12-259)
21.1	Reuben Droughns, 2002-04 (8-169)
20.3	Alton Montgomery, 1990-92 (6-122)
20.3	Zach Thomas, 1983-84 (4-81)
19.4	Cecil Sapp, 2003-07 (5-97)

Game (min. 2 returns)

52.7	Holliday, vs. Baltimore, 1/12/13 (2 OT) (3-158)
31.3	Upchurch, vs. Dallas, 1/15/78 (3-94)
31.0	Bell, vs. Pittsburgh, 1/7/90 (2-62)
	Schultz, vs. Dallas, 1/15/78 (2-62)
29.0	Hebron, vs. Jacksonville, 12/27/97 (3-87)
28.3	Hebron, vs. Jacksonville, 1/4/97 (3-85)
28.0	Willhite, vs. Pittsburgh, 12/30/84 (2-56)
27.5	Adams, vs. Pittsburgh, 1/22/06 (4-110)
25.7	Holliday, vs. San Diego, 1/12/14 (3-77)
25.5	Hebron, at Kansas City, 1/4/98 (2-51)
	Carrington, vs. Pittsburgh, 1/7/90 (2-51)

MOST KICKOFF RETURN TOUCHDOWNS

Career

1	Trindon Holliday, vs. Baltimore, 1/12/13 (2 OT)
---	---

Game

1	Trindon Holliday, vs. Baltimore, 1/12/13 (2 OT)
---	---

POSTSEASON IND. / TEAM RECORDS — KICKING / SCORING

LONGEST KICKOFF RETURN

104†	Trindon Holliday vs. Baltimore, 1/12/13 (2 OT)
67	Rick Upchurch, vs. Dallas, 1/15/78
51	Vaughn Hebron, vs. Jacksonville, 12/27/97
47	Charlie Adams, vs. Pittsburgh, 1/22/06
41	Triandos Luke, at Indianapolis, 1/9/05
39	Darren Carrington, vs. San Francisco, 1/28/90
38	Vaughn Hebron, vs. Jacksonville, 1/4/97
37	Trindon Holliday, vs. San Diego, 1/12/14
35	John Schultz, vs. Dallas, 1/15/78
35	Ken Bell, vs. New England, 1/4/87
33	Reuben Droughns, at Indianapolis, 1/4/04

KICKING

MOST PAT ATTEMPTS

Career

40	Jason Elam, 1993-2007
19	Rich Karlis, 1982-88
13	Matt Prater, 2008-13
12	David Treadwell, 1989-92
9	Jim Turner, 1971-79

Game

6	Elam, vs. Jacksonville, 12/27/97
5	Prater, vs. Baltimore, 1/12/13 (2 OT)
	Elam, vs. Miami, 1/9/99
	Karlis, vs. Cleveland, 1/17/88
4	Elam, vs. Atlanta, 1/31/99
	Elam, vs. Green Bay, 1/25/98
	Treadwell, vs. Cleveland, 1/14/90
	Karlis, vs. Houston, 1/10/88
	Turner, vs. Pittsburgh, 12/24/77

MOST PATS MADE

Career

39	Jason Elam, 1993-2007
19	Rich Karlis, 1982-88
13	Matt Prater, 2008-13
11	David Treadwell, 1989-92
9	Jim Turner, 1971-79

Game

6	Elam, vs. Jacksonville, 12/27/97
5	Prater, vs. Baltimore, 1/12/13 (2 OT)
	Elam, vs. Miami, 1/9/99
	Karlis, vs. Cleveland, 1/17/88
4	Elam, vs. Atlanta, 1/31/99
	Elam, vs. Green Bay, 1/25/98
	Treadwell, vs. Cleveland, 1/14/90
	Karlis, vs. Houston, 1/10/88
	Turner, vs. Pittsburgh, 12/24/77

HIGHEST PAT PERCENTAGE (min. 5 PAT)

Career

1.000	Matt Prater, 2008-13 (13-13)
	Rich Karlis, 1982-88 (19-19)
	Jim Turner, 1971-79 (9-9)
.975	Jason Elam, 1993-2007 (39-40)
.916	David Treadwell, 1989-92 (11-12)

MOST FIELD GOALS ATTEMPTED

Career

18	Jason Elam, 1993-2007
	Rich Karlis, 1982-88
11	Matt Prater, 2008-13
	David Treadwell, 1989-92
10	Brandon McManus, 2014-19
8	Jim Turner, 1971-79

Game

5	Brandon McManus, vs. Pittsburgh, 1/17/16
4	Four times (last: Prater, vs. New England, 1/19/14)

MOST FIELD GOALS MADE

Career

15	Jason Elam, 1993-2007
12	Rich Karlis, 1982-88
10	Brandon McManus, 2014-19
9	Matt Prater, 2008-13
7	David Treadwell, 1989-92

Game

*5	McManus, vs. Pittsburgh, 1/17/16
4	Prater, vs. New England, 1/19/14
3	Prater, vs. Pittsburgh, 1/8/12
	Elam, vs. N.Y. Jets, 1/17/99
	Treadwell, vs. Cleveland, 1/14/90
	Karlis, at Cleveland, 1/11/87 (OT)

* - Tied NFL record

HIGHEST FIELD GOAL PERCENTAGE (min. 5 FG)

Career

1.000	Brandon McManus, 2014-19 (10-10)
.833	Jason Elam, 1993-2007 (15-18)
.818	Matt Prater, 2008-13 (9-11)
.667	Rich Karlis, 1982-88 (12-18)
.636	David Treadwell, 1989-92 (7-11)

LONGEST FIELD GOAL

54	Matt Prater, vs. New England, 1/19/14
52	Brandon McManus, vs. New England, 1/24/16
51	Brandon McManus, vs. Pittsburgh, 1/17/16
	Jason Elam, vs. Green Bay, 1/25/98
50	Jason Elam, vs. New England, 1/14/06
49	Jason Elam, at Indianapolis, 1/4/04
	David Treadwell, vs. Houston, 1/4/92
48	Jason Elam, vs. N.Y. Jets, 1/17/99
	Rich Karlis, vs. N.Y. Giants, 1/25/87
47	Jim Turner, vs. Dallas, 1/15/78

SCORING

MOST TOUCHDOWNS SCORED

Career

12	Terrell Davis, 1995-2002
6	Demaryius Thomas, 2010-18
	Rod Smith, 1995-2007
	John Elway, 1983-98
4	Howard Griffith, 1997-2001
	Vance Johnson, 1985-93, '95
3	Mike Anderson, 2000-05
	Derek Loville, 1997-99
	Sammy Winder, 1982-90
2	16 players

Game

3	Davis, vs. Green Bay, 1/25/98
2	13 times (last: Daniels vs. New England, 1/24/16)

MOST POINTS SCORED

Career

84	Jason Elam, 1993-2007
74	Terrell Davis, 1995-2002
55	Rich Karlis, 1982-88
40	Matt Prater, 2010-13
38	Demaryius Thomas, 2010-18
	Rod Smith, 1995-2007
	John Elway, 1983-98
33	Brandon McManus, 2014-17
32	David Treadwell, 1989-92
24	Howard Griffith, 1997-2001
	Vance Johnson, 1985-93, '95

Game

18	Davis, vs. Green Bay, 1/25/98
15	McManus, vs. Pittsburgh, 1/17/16
14	Prater, vs. New England, 1/19/14
13	Treadwell, vs. Cleveland, 1/14/90
12	13 times (last: Daniels, vs. New England, 1/24/16)

POSTSEASON TEAM RECORDS — OFFENSE / RUSHING / PASSING

POSTSEASON TEAM RECORDS

SCORING

MOST POINTS SCORED

42	vs. Jacksonville, 12/27/97
38	vs. Miami, 1/9/99
	vs. Cleveland, 1/17/88
37	vs. Cleveland, 1/14/90
35	vs. Baltimore, 1/12/13 (2 OT)
34	vs. Atlanta, 1/31/99
	vs. Houston, 1/10/88
	vs. Pittsburgh, 12/24/77
31	vs. Green Bay, 1/25/98
29	vs. Pittsburgh, 1/8/12

MOST POINTS SCORED, ONE HALF

27	vs. Cleveland, 1/14/90 (2nd)
24	at Pittsburgh, 1/11/98 (1st)
23	vs. N.Y. Jets, 1/17/99 (2nd)
21	vs. Baltimore, 1/12/13 (2 OT) (1st)
	at Indianapolis, 1/9/05 (2nd)
	vs. Miami, 1/9/99 (1st)
	vs. Jacksonville, 12/27/97 (2nd)
	vs. Jacksonville, 12/27/97 (1st)
	at L.A. Raiders, 1/9/94 (1st)
	vs. Cleveland, 1/17/88 (1st)

MOST POINTS SCORED, ONE QUARTER

21	vs. Jacksonville, 12/27/97 (4th)
20	vs. Pittsburgh, 1/8/12 (2nd)
	vs. N.Y. Jets, 1/17/99 (3rd)
17	vs. Atlanta, 1/31/99 (4th)
	at Pittsburgh, 1/11/98 (2nd)
15	vs. Jacksonville, 1/4/97 (4th)
14	vs. Baltimore, 1/12/13 (1st)
	at Indianapolis, 1/9/05 (3rd)
	vs. Miami, 1/9/99 (4th)
	vs. Miami, 1/9/99 (1st)
	vs. Jacksonville, 12/27/97 (1st)
	at L.A. Raiders, 1/9/94 (2nd)
	vs. Cleveland, 1/14/90 (3rd)
	vs. Cleveland, 1/17/88 (1st)

TOTAL OFFENSE

MOST TOTAL PLAYS

87	vs. Baltimore, 1/12/13 (2 OT)
77	at Cleveland, 1/11/87 (OT)
76	vs. Jacksonville, 12/27/97
	vs. Cleveland, 1/14/90
75	vs. N.Y. Jets, 1/17/99
	vs. New England, 1/4/87
73	at L.A. Raiders, 1/9/94
71	vs. New England, 1/19/14
	at New England, 1/14/12
70	vs. San Diego, 1/12/14

MOST TOTAL YARDS

511	vs. Jacksonville, 12/27/97 (310 rush/201 pass)
507	vs. New England, 1/19/14 (107/400)
497	vs. Cleveland, 1/14/90 (120/377)
457	vs. Atlanta, 1/31/99 (121/336)
447	vs. Pittsburgh, 1/8/12 (131/316) (OT)
441	vs. New England, 1/4/87 (188/253)
424	vs. Miami, 1/9/99 (250/174)
418	vs. Houston, 1/4/92 (151/267)
412	vs. Cleveland, 1/17/88 (156/256)
398	vs. Baltimore, 1/12/13 (2 OT) (125/273)

HIGHEST AVERAGE GAIN PER PLAY

8.1	vs. Pittsburgh, 1/8/12 (55-447)
7.1	vs. New England, 1/19/14 (71-507)
7.0	vs. Atlanta, 1/31/99 (65-457)
7.0	vs. Pittsburgh, 1/7/90 (52-364) (OT)
6.8	vs. Miami, 1/9/99 (62-424)

RUSHING

MOST RUSHES

49	vs. Jacksonville, 12/27/97
42	vs. New England, 1/4/87
41	vs. Baltimore, 1/12/13 (2 OT)
40	at New England, 1/14/12
39	vs. Green Bay, 1/25/98
	vs. Cleveland, 1/14/90
	vs. Cleveland, 1/17/88
38	vs. N.Y. Jets, 1/17/99
	vs. Miami, 1/9/99
37	at Cleveland, 1/11/87 (OT)
	vs. Oakland, 1/1/78
	vs. Pittsburgh, 12/24/77

MOST RUSHING YARDS

310	vs. Jacksonville, 12/27/97
250	vs. Miami, 1/9/99
188	vs. New England, 1/4/87
179	vs. Green Bay, 1/25/98
178	vs. N.Y. Jets, 1/17/99
156	vs. Cleveland, 1/17/88
151	vs. Houston, 1/4/92
150	at Pittsburgh, 1/11/98
149	at Cleveland, 1/11/87 (OT)
146	at Indianapolis, 1/4/04

HIGHEST AVERAGE GAIN PER RUSH (MIN. 10 RUSHES)

6.6	vs. Miami, 1/9/99 (38-250)
6.3	vs. Jacksonville, 12/27/97 (49-310)
6.0	vs. Jacksonville, 1/4/97 (21-126)
5.7	vs. Washington, 1/31/88 (17-97)
5.6	at Indianapolis, 1/4/04 (26-146)
5.0	at Pittsburgh, 1/11/98 (30-150)
4.9	vs. Houston, 1/4/92 (31-151)
4.7	vs. N.Y. Jets, 1/17/99 (38-178)

MOST RUSHING TOUCHDOWNS

5	vs. Jacksonville, 12/27/97
4	vs. Green Bay, 1/25/98
3	vs. Atlanta, 1/31/99
	vs. Miami, 1/9/99
2	Eight times (last: vs. New England, 1/14/06)

PASSING

MOST PASS ATTEMPTS

54	at L.A. Raiders, 1/9/94
49	vs. Seattle, 2/2/14
46	vs. Indianapolis, 1/11/15
43	vs. New England, 1/19/14
	vs. Baltimore, 1/12/13 (2 OT)
41	vs. N.Y. Giants, 1/25/87
39	vs. Washington, 1/31/88
38	Four times (last: at Baltimore, 12/31/00)

MOST COMPLETIONS

34	vs. Seattle, 2/2/14
32	vs. New England, 1/19/14
	at L.A. Raiders, 1/9/94
28	vs. Baltimore, 1/12/13 (2 OT)
26	vs. Indianapolis, 1/11/15
	vs. N.Y. Giants, 1/25/87
25	vs. San Diego, 1/12/14
	vs. Jacksonville, 1/4/97
24	at Indianapolis, 1/9/05
	at Seattle, 12/24/83

HIGHEST COMPLETION PERCENTAGE (MIN. 10 ATTEMPTS)

.767	at Indianapolis, 1/4/04 (23-30)
.744	vs. New England, 1/19/14 (32-43)
.706	at Seattle, 12/24/83 (24-34)
.706	at Indianapolis, 1/9/05 (24-34)
.694	vs. San Diego, 1/12/14 (25-36)
.694	vs. Seattle, 2/2/14 (34-49)
.667	vs. Jacksonville, 12/27/97 (16-24)
	at Buffalo, 1/12/92 (22-33)
.658	vs. Jacksonville, 1/4/97 (25-38)
.651	vs. Baltimore, 1/12/13 (2 OT) (28-43)

POSTSEASON TEAM RECORDS — FIRST DOWNS / SPECIAL TEAMS

MOST YARDS PASSING (NET YARDS)

400	vs. New England, 1/19/14
377	vs. Cleveland, 1/14/90
336	vs. Atlanta, 1/31/99
331	at L.A. Raiders, 1/9/94
320	vs. N.Y. Giants, 1/25/87
316	vs. Pittsburgh, 1/8/12 (OT)
273	vs. Baltimore, 1/12/13 (2 OT)
279	vs. Seattle, 2/2/14
267	vs. Houston, 1/4/92
260	at Indianapolis, 1/9/05

MOST TOUCHDOWN PASSES

3	vs. Baltimore, 1/12/13 (2 OT) at L.A. Raiders, 1/9/94 vs. Cleveland, 1/14/90 vs. Cleveland, 1/17/88
2	11 times (last: vs. New England, 1/24/16)

MOST INTERCEPTIONS THROWN

4	vs. Dallas, 1/15/78
3	vs. Washington, 1/31/88
2	vs. Seattle, 2/2/14 vs. Baltimore, 1/12/13 (2 OT) vs. Pittsburgh, 1/22/06 at Indianapolis, 1/4/04 vs. San Francisco, 1/28/90 vs. New England, 1/4/87 vs. Pittsburgh, 12/30/84 at Seattle, 12/24/83

MOST TIMES SACKED

6	vs. San Francisco, 1/28/90 at Houston, 12/23/79 at Pittsburgh, 12/30/78
5	vs. Carolina, 2/7/16 at New England, 1/14/12 at Baltimore, 12/31/00 vs. Washington, 1/31/88
4	at Buffalo, 1/12/92 vs. N.Y. Giants, 1/25/87 vs. Pittsburgh, 12/30/84 vs. Dallas, 1/15/78

MOST YARDAGE LOST ON SACKS

50	vs. Washington, 1/31/88
43	at Baltimore, 12/31/00
40	at Houston, 12/23/79
37	vs. Carolina, 2/7/16 vs. Pittsburgh, 12/30/84 at Pittsburgh, 12/30/78 at Buffalo, 1/12/92
34	vs. San Francisco, 1/28/90
33	vs. N.Y. Giants, 1/25/87

FIRST DOWNS

MOST FIRST DOWNS

30	vs. Baltimore, 1/12/13 (2 OT)
28	vs. Jacksonville, 12/27/97
27	vs. New England, 1/19/14
26	vs. San Diego, 1/12/14 at L.A. Raiders, 1/9/94 vs. Houston, 1/4/92
24	vs. Miami, 1/9/99 vs. Cleveland, 1/17/88 at Pittsburgh, 1/11/98
23	vs. N.Y. Giants, 1/25/87 vs. New England, 1/4/87

MOST FIRST DOWNS RUSHING

18	vs. Jacksonville, 12/27/97
14	vs. Green Bay, 1/25/98
13	vs. San Diego, 1/12/14 vs. Miami, 1/9/99 vs. Houston, 1/4/92
12	vs. New England, 1/4/87

MOST FIRST DOWNS PASSING

21	vs. New England, 1/19/14
18	at L.A. Raiders, 1/9/94
16	vs. N.Y. Giants, 1/25/87
15	vs. Baltimore, 1/12/13 (2 OT)
15	at Pittsburgh, 1/11/98
14	at Indianapolis, 1/9/05 vs. Atlanta, 1/31/99 vs. Cleveland, 1/14/90 at Seattle, 12/24/83
13	Four times (last: vs. Seattle, 2/2/14)

MOST FIRST DOWNS BY PENALTY

6	vs. Baltimore, 1/12/13 (2 OT)
4	at L.A. Raiders, 1/9/94
3	Six times (last: vs. Indianapolis, 1/11/15)

PUNTS

MOST PUNTS

9	vs. New England, 1/24/16 at Baltimore, 12/31/00
8	vs. Carolina, 2/7/16 vs. N.Y. Jets, 1/17/99
7	at New England, 1/14/12 vs. Washington, 1/31/88 at Cleveland, 1/11/87 (OT)

HIGHEST PUNTING AVERAGE (MIN. 4 PUNTS)

48.8	vs. Baltimore, 1/12/13 (2 OT) (5-244)
47.8	at Seattle, 12/24/83 (4-191)
47.0	vs. New England, 1/24/16 (9-423) vs. Pittsburgh, 1/17/16 (6-282)
46.4	vs. Cleveland, 1/14/90 (5-232)

HIGHEST NET PUNTING AVERAGE (MIN. 4 PUNTS)

45.6	vs. Carolina, 2/7/16 (8-365)
44.4	vs. Baltimore, 1/12/13 (2 OT) (5-222)
41.7	vs. New England, 1/24/16 (9-375)
41.0	vs. Pittsburgh, 1/8/12 (OT) (4-164)
40.3	vs. Pittsburgh, 1/17/17 (6-242) at Buffalo, 1/12/92 (6-242)
40.0	vs. Pittsburgh, 12/30/84 (4-160)

PUNT RETURNS

MOST PUNT RETURNS

5	vs. N.Y. Jets, 1/17/99
4	at Baltimore, 12/31/00 vs. Cleveland, 1/14/90 vs. New England, 1/4/87 vs. Dallas, 1/15/78 vs. Oakland, 1/1/78

MOST YARDS ON PUNT RETURNS

90	vs. Baltimore, 1/12/13 (2 OT)
79	vs. N.Y. Jets, 1/17/99
66	vs. San Diego, 1/12/14
61	vs. Carolina, 2/7/16
42	vs. Pittsburgh, 1/17/16

MOST PUNT RETURN TOUCHDOWNS

1	vs. Baltimore, 1/12/13 (2 OT)
---	-------------------------------

KICKOFF RETURNS

MOST KICKOFF RETURNS

9	vs. San Francisco, 1/28/90
8	at Indianapolis, 1/9/05
6	at Indianapolis, 1/4/04 vs. Jacksonville, 1/4/97 at L.A. Raiders, 1/9/94 at Seattle, 12/24/83 at Pittsburgh, 12/30/78 vs. Dallas, 1/15/78

POSTSEASON TEAM RECORDS — TURNOVERS / PENALTIES / DEFENSE

MOST YARDS ON KICKOFF RETURNS

196	vs. San Francisco, 1/28/90
188	at Indianapolis, 1/9/05
173	vs. Dallas, 1/15/78
171	vs. Baltimore, 1/12/13 (2 OT)
133	at Indianapolis, 1/4/04
123	vs. Jacksonville, 1/4/97
121	vs. Pittsburgh, 1/22/06
119	vs. Pittsburgh, 1/7/90
118	at Seattle, 12/24/83

MOST KICKOFF RETURN TOUCHDOWNS

1	vs. Baltimore, 1/12/13 (2 OT)
---	-------------------------------

FIELD GOALS

MOST FIELD GOALS ATTEMPTED

5	vs. Pittsburgh, 1/17/16
4	vs. New England, 1/19/14
	vs. Atlanta, 1/31/99
	vs. Cleveland, 1/14/90
	vs. N.Y. Giants, 1/25/87
3	Eight times (last: vs. Carolina, 2/7/16)

MOST FIELD GOALS MADE

5	vs. Pittsburgh, 1/17/16
4	vs. New England, 1/19/14
3	vs. Carolina, 2/7/16
	vs. Pittsburgh, 1/8/12 (OT)
	vs. N.Y. Jets, 1/17/99
	vs. Cleveland, 1/14/90
	at Cleveland, 1/11/87 (OT)

FUMBLES

MOST BRONCOS FUMBLES

4	vs. Seattle, 2/2/14
	at Kansas City, 1/4/98
	at Buffalo, 1/12/92
	vs. Dallas, 1/15/78
3	Five times (last: vs. Carolina, 2/7/16)

MOST BRONCOS FUMBLES LOST

4	vs. Dallas, 1/15/78
2	Seven times (last: vs. Seattle, 2/2/14)

MOST OPPONENT FUMBLES

6	vs. Dallas, 1/15/78
4	vs. Carolina, 2/7/16
	vs. N.Y. Jets, 1/17/99
	at Pittsburgh, 12/30/78
3	Six times (last: vs. New England, 1/14/06)

MOST OPPONENT FUMBLES RECOVERED

4	vs. N.Y. Jets, 1/17/99
3	vs. Carolina, 2/7/16
	vs. New England, 1/14/06
	vs. Cleveland, 1/17/88
2	Five times (last: vs. Green Bay, 1/25/98)

TURNOVERS

MOST TAKEAWAYS

6	vs. N.Y. Jets, 1/17/99 (2 INT / 4 FUM)
---	--

MOST GIVEAWAYS

8	vs. Dallas, 1/15/78 (4 INT / 4 FUM)
---	-------------------------------------

BEST TAKEAWAY RATIO

+6	vs. N.Y. Jets, 1/17/99 (6 Takeaways / 0 Giveaways)
----	--

WORST TAKEAWAY RATIO

-6	vs. Dallas, 1/15/78 (2 Takeaways / 8 Giveaways)
----	---

PENALTIES

MOST PENALTIES

10	vs. Baltimore, 1/12/13 (2 OT)
	at L.A. Raiders, 1/9/94
9	vs. Jacksonville, 12/27/97
8	Five times (Last: at Kansas City, 1/4/98)

MOST YARDS PENALIZED

104	at Pittsburgh, 12/30/78
97	at L.A. Raiders, 1/9/94
94	vs. Jacksonville, 12/27/97
87	vs. Baltimore, 1/12/13 (2 OT)
70	vs. Houston, 1/4/92
	at Houston, 12/23/79
65	vs. Green Bay, 1/25/98
64	at Kansas City, 1/4/98
	vs. Jacksonville, 1/4/97
61	vs. Atlanta, 1/31/99

FEWEST PENALTIES

0	vs. San Francisco, 1/28/90
1	vs. Cleveland, 1/14/90
	vs. Pittsburgh, 12/30/84
2	vs. Indianapolis, 1/11/15
	vs. Pittsburgh, 1/7/90
3	Two times (last: vs. New England, 1/4/87)

FEWEST YARDS PENALIZED

0	vs. San Francisco, 1/28/90
5	vs. Cleveland, 1/14/90
	vs. Pittsburgh, 12/30/84
8	vs. Indianapolis, 1/11/15
19	vs. Pittsburgh, 1/7/90
20	Four times (last: vs. Pittsburgh, 1/22/06)

TOTAL DEFENSE

FEWEST TOTAL PLAYS ALLOWED

49	vs. San Diego, 1/12/14
	vs. Jacksonville, 12/27/97
51	vs. Miami, 1/9/99
53	at L.A. Raiders, 1/9/94
	at Seattle, 12/24/83
54	at Indianapolis, 1/4/04
	vs. New England, 1/4/87
55	vs. Seattle, 2/2/14
	at Baltimore, 12/31/00
	vs. Houston, 1/4/92

FEWEST TOTAL YARDS ALLOWED

213	at Buffalo, 1/12/92 (104 rush/109 pass)
237	vs. Jacksonville, 12/27/97 (50/187)
240	at Baltimore, 12/31/00 (122/118)
252	vs. Miami, 1/9/99 (14/238)
256	vs. Cleveland, 1/14/90 (66/190)
259	vs. San Diego, 1/12/14 (65/194)
271	vs. New England, 1/4/87 (121/150)
282	at Houston, 12/23/79 (135/147)
298	vs. Oakland, 1/1/78 (94/204)
303	at Kansas City, 1/4/98 (77/226)

LOWEST AVERAGE YIELD PER PLAY

3.5	at Buffalo, 1/12/92 (63-213)
4.0	vs. Pittsburgh, 12/24/77 (76-304)
4.1	vs. Cleveland, 1/14/90 (62-256)
4.1	vs. Oakland, 1/1/78 (72-298)

SCORING DEFENSE

FEWEST POINTS ALLOWED

3	vs. Miami, 1/9/99
10	vs. Carolina, 2/7/16
	vs. N.Y. Jets, 1/17/99
	at Kansas City, 1/4/98
	at Buffalo, 1/12/92
	vs. Houston, 1/10/88
13	vs. New England, 1/14/06
	at Houston, 12/23/79
16	vs. Pittsburgh, 1/17/16
	vs. New England, 1/19/14
17	vs. San Diego, 1/12/14
	vs. Jacksonville, 12/27/97
	vs. New England, 1/4/87
	vs. Oakland, 1/1/78

POSTSEASON TEAM RECORDS — DEFENSE / MISCELLANEOUS

RUSHING DEFENSE

FEWEST RUSHES ALLOWED

13	vs. N.Y. Jets, 1/17/99
	vs. Miami, 1/9/99
14	vs. Jacksonville, 12/27/97
	vs. Cleveland, 1/14/90
16	vs. New England, 1/19/14
17	vs. New England, 1/24/16
18	vs. San Diego, 1/12/14
19	vs. Pittsburgh, 1/17/17
	vs. Houston, 1/4/92
20	vs. Green Bay, 1/25/98

FEWEST RUSHING YARDS ALLOWED

14	vs. N.Y. Jets, 1/17/99
	vs. Miami, 1/9/99
44	vs. New England, 1/24/16
50	vs. Jacksonville, 12/27/97
64	vs. New England, 1/19/14
65	vs. San Diego, 1/12/14
66	vs. Cleveland, 1/14/90
73	vs. Houston, 1/10/88
76	at Indianapolis, 1/9/05
77	at Kansas City, 1/4/98

LOWEST AVERAGE YIELD PER RUSH (MIN. 10 RUSHES)

1.1	vs. N.Y. Jets, 1/17/99 (13-14)
	vs. Miami, 1/9/99 (13-14)
2.6	vs. New England, 1/24/16 (17-44)
2.6	vs. Oakland, 1/1/78 (36-94)
2.7	vs. Pittsburgh, 1/22/06 (33-90)
2.8	vs. Houston, 1/10/88 (26-73)
3.0	at Buffalo, 1/12/92 (35-104)
3.0	at Cleveland, 1/11/87 (33-100) (OT)

PASSING DEFENSE

FEWEST PASS ATTEMPTS ALLOWED

13	at Seattle, 12/24/83
15	at Baltimore, 12/31/00
19	at L.A. Raiders, 1/9/94
22	at Houston, 12/23/79
24	vs. New England, 1/4/87
25	at Buffalo, 1/12/92
	vs. N.Y. Giants, 1/25/87
26	vs. Seattle, 2/2/14
27	vs. San Diego, 1/12/14
28	Two times (last: vs. Pittsburgh, 12/30/84)

FEWEST COMPLETIONS ALLOWED

9	at Baltimore, 12/31/00
10	at Houston, 12/23/79
12	at Seattle, 12/24/83
13	at L.A. Raiders, 1/9/94
	at Buffalo, 1/12/92
	vs. New England, 1/4/87
16	at Pittsburgh, 12/30/78
17	Two times (last: vs. Pittsburgh, 12/30/84)

LOWEST COMPLETION PCT. ALLOWED (MIN. 10 ATTEMPTS)

.432	vs. Cleveland, 1/14/90 (19-44)
.439	vs. Carolina, 2/7/16 (18-41)
.455	at Houston, 12/23/79 (10-22)
.482	vs. New England, 1/24/16 (27-56)
.486	vs. Oakland, 1/1/78 (17-35)
.500	at Pittsburgh, 1/11/98 (18-36)
.514	vs. Pittsburgh, 12/24/77 (19-37)
.520	at Buffalo, 1/12/92 (13-25)
.529	vs. Baltimore, 1/12/13 (2 OT) (18-34)
.542	vs. New England, 1/4/87 (13-24)

FEWEST YARDS PASSING ALLOWED (NET YARDS)

109	at Buffalo, 1/12/92
118	at Baltimore, 12/31/00
147	at Houston, 12/23/79
150	vs. New England, 1/4/87
177	vs. Pittsburgh, 12/24/77
179	at Seattle, 12/24/83
182	vs. Dallas, 1/15/78
187	vs. Jacksonville, 12/27/97
190	vs. Cleveland, 1/14/90
193	at Pittsburgh, 1/11/98

MOST OPPONENT PASSES INTERCEPTED

3	vs. Atlanta, 1/31/99
	at Pittsburgh, 1/11/98
	vs. Cleveland, 1/14/90
	vs. Pittsburgh, 12/24/77
2	Nine times (last: vs. New England, 1/24/16)

MOST YARDS ON INTERCEPTION RETURNS

136	vs. Atlanta, 1/31/99
105	vs. New England, 1/14/06
75	vs. Houston, 1/10/88
64	vs. Pittsburgh, 12/24/77
48	vs. N.Y. Jets, 1/17/99
	vs. Miami, 1/9/99

MOST SACKS

7	vs. Carolina, 2/7/16
6	vs. New England, 1/4/87
5	vs. Dallas, 1/15/78
4	vs. New England, 1/24/16
	vs. San Diego, 1/12/14
	at Kansas City, 1/4/98
	vs. Cleveland, 1/14/90

MOST YARDS ON SACKS

68	vs. Carolina, 2/7/16
44	vs. New England, 1/4/87
35	vs. Dallas, 1/15/78
34	at Kansas City, 1/4/98
28	vs. Pittsburgh, 1/17/16

PUNTING

MOST OPPONENT PUNTS

10	at Baltimore, 12/31/00
9	vs. New England, 1/4/87
8	vs. Baltimore, 1/12/13 (2 OT)
	at Buffalo, 1/12/92
	vs. Cleveland, 1/14/90
7	vs. Carolina, 2/7/16
	vs. N.Y. Jets, 1/17/99

LOWEST OPPONENT PUNTING AVERAGE (MIN. 4 PUNTS)

29.5	vs. Jacksonville, 12/27/97 (4-118)
35.5	vs. Green Bay, 1/25/98 (4-142)
36.0	vs. Oakland, 1/1/78 (5-180)
37.0	vs. Pittsburgh, 1/22/06 (4-148)
37.5	vs. Washington, 1/31/88 (4-150)

FIRST DOWNS

FEWEST OPPONENT FIRST DOWNS

12	at Buffalo, 1/12/92
	vs. New England, 1/4/87
13	vs. San Diego, 1/12/14
	at Baltimore, 12/31/00
14	vs. Miami, 1/9/99
	vs. Jacksonville, 12/27/97
	vs. Cleveland, 1/14/90
15	vs. New England, 1/14/06
16	vs. Pittsburgh, 1/17/16

FEWEST OPPONENT RUSHING FIRST DOWNS

1	vs. San Diego, 1/12/14
	vs. N.Y. Jets, 1/17/99
	vs. Miami, 1/9/99
3	vs. New England, 1/24/16
	vs. New England, 1/14/06
	vs. Jacksonville, 12/27/97
	vs. Cleveland, 1/14/90
4	vs. Carolina, 2/7/16
	vs. New England, 1/19/14
	vs. Baltimore, 1/12/13 (2 OT)
	vs. Green Bay, 1/25/98
	at Kansas City, 1/4/98
	at Cleveland, 1/11/87 (OT)

FEWEST OPPONENT PASSING FIRST DOWNS

5	at Buffalo, 1/12/92
---	---------------------

ALL-TIME 1,000-YARD RUSHING SEASONS

Player	Year	Att.	Yards	Avg.	TD
Floyd Little	1971	284	1,133	4.0	6
Otis Armstrong	1974	263	1,407	5.3	9
Otis Armstrong	1976	247	1,008	4.1	5
Sammy Winder	1984	296	1,153	3.9	4
Bobby Humphrey	1989	294	1,151	3.9	7
Bobby Humphrey	1990	288	1,202	4.2	7
Gaston Green	1991	261	1,037	4.0	4
Terrell Davis	1995	237	1,117	4.7	7
Terrell Davis	1996	345	1,538	4.5	13
Terrell Davis	1997	369	1,750	4.7	15
Terrell Davis	1998	292	2,008	6.9	21
Olandis Gary	1999	276	1,159	4.2	4
Mike Anderson	2000	297	1,487	5.0	15
Clinton Portis	2002	273	1,508	5.5	15
Clinton Portis	2003	290	1,591	5.5	14
Reuben Droughns	2004	275	1,240	4.5	6
Mike Anderson	2005	239	1,014	4.2	12
Tatum Bell	2006	233	1,025	4.4	2
Willis McGahee	2011	249	1,199	4.8	4
Knowshon Moreno	2013	241	1,038	4.3	10
C.J. Anderson	2017	245	1,007	4.1	3
Phillip Lindsay	2018	192	1,037	5.4	7
Phillip Lindsay	2019	206	1,011	5.4	7

TOTALS (23) — Terrell Davis 4, Mike Anderson 2, Otis Armstrong 2, Bobby Humphrey 2, Clinton Portis 2, Phillip Lindsay 2, C.J. Anderson 1, Tatum Bell 1, Reuben Droughns 1, Olandis Gary 1, Gaston Green 1, Floyd Little 1, Willis McGahee 1, Knowshon Moreno 1, Sammy Winder 1.

ALL-TIME 1,000-YARD RECEIVING SEASONS

Player	Year	Rec.	Yards	Avg.	TD
Lionel Taylor	1960	92	1,235	13.4	12
Lionel Taylor	1961	100	1,176	11.8	4
Lionel Taylor	1963	79	1,101	14.1	10
Lionel Taylor	1965	65	1,131	13.3	6
Steve Watson	1981	60	1,244	20.7	13
Steve Watson	1983	59	1,133	19.2	7
Steve Watson	1984	69	1,170	17.0	7
Vance Johnson	1989	66	1,056	15.9	4
Anthony Miller	1994	60	1,107	18.5	5
Shannon Sharpe	1994	87	1,010	11.6	4
Anthony Miller	1995	59	1,079	18.3	14
Shannon Sharpe	1996	60	1,062	13.0	20
Rod Smith	1997	70	1,180	16.9	12
Shannon Sharpe	1997	72	1,107	15.4	3
Rod Smith	1998	86	1,222	14.2	6
Ed McCaffrey	1998	94	1,058	11.3	10
Rod Smith	1999	79	1,020	12.9	4
Ed McCaffrey	1999	71	1,018	14.3	7
Rod Smith	2000	100	1,602	16.0	8
Ed McCaffrey	2000	101	1,017	10.0	9
Rod Smith	2001	113	1,343	11.9	11
Rod Smith	2002	89	1,027	11.5	5
Rod Smith	2004	79	1,144	14.5	7
Ashley Lelie	2004	84	1,084	12.9	6
Rod Smith	2005	85	1,105	13.0	6
Javon Walker	2006	69	1,084	15.7	8
Brandon Marshall	2007	102	1,325	13.0	23
Brandon Marshall	2008	104	1,265	12.2	6
Brandon Marshall	2009	101	1,120	11.1	10
Brandon Lloyd	2010	77	1,448	18.8	11
Demaryius Thomas	2012	94	1,434	15.3	10
Eric Decker	2012	85	1,064	12.5	13
Demaryius Thomas	2013	109	1,430	13.1	14
Eric Decker	2013	87	1,288	14.8	11
Demaryius Thomas	2014	111	1,619	14.6	11
Emmanuel Sanders	2014	101	1,404	13.9	9
Demaryius Thomas	2015	105	1,304	12.4	4
Emmanuel Sanders	2015	76	1,355	17.8	6
Demaryius Thomas	2016	90	1,083	12.0	5
Emmanuel Sanders	2016	79	1,032	13.1	6
Courtland Sutton	2018	72	1,112	15.4	6

TOTALS (41) — Rod Smith 8, Demaryius Thomas 5, Lionel Taylor 4, Brandon Marshall 3, Ed McCaffrey 3, Shannon Sharpe 3, Steve Watson 3, Emmanuel Sanders 3, Eric Decker 2, Anthony Miller 2, Vance Johnson 1, Ashley Lelie 1, Brandon Lloyd 1, Courtland Sutton 1, Javon Walker 1.

ALL-TIME 3,000-YARD PASSING SEASONS

Player	Year	Att.	Cmp.	Pct.	Yards	TD	INT	Rtg.
Frank Tripucka	1960	478	248	51.9	3,038	24	34	58.9
Craig Morton	1981	376	225	59.8	3,195	21	14	90.5
John Elway	1985	605	327	54.0	3,581	22	23	70.2
John Elway	1986	504	280	55.6	3,485	19	13	79.0
John Elway	1987	410	224	54.6	3,198	19	12	83.4
John Elway	1988	496	274	55.2	3,309	17	19	71.4
John Elway	1989	416	223	53.6	3,051	18	18	73.7
John Elway	1990	502	294	58.6	3,528	15	14	78.5
John Elway	1991	441	242	55.7	3,253	27	12	75.4
John Elway	1993	551	348	63.2	4,030	25	10	92.8
John Elway	1994	494	307	62.1	3,490	16	10	85.7
John Elway	1995	542	316	58.3	3,970	26	14	86.4
John Elway	1996	466	287	61.6	3,328	26	14	89.2
John Elway	1997	502	280	55.8	3,633	27	11	87.5
Brian Griese	1999	452	281	62.2	3,990	24	14	75.8
Brian Griese	2002	436	291	66.7	3,214	15	15	85.6
Jake Plummer	2004	521	303	58.2	4,089	27	20	84.5
Jake Plummer	2005	456	277	60.7	3,366	18	7	90.2
Jay Cutler	2007	467	297	63.6	3,497	20	14	88.1
Jay Cutler	2008	616	384	62.3	4,526	25	18	86.0
Kyle Orton	2009	541	336	62.1	3,802	21	12	86.8
Kyle Orton	2010	498	293	58.8	3,653	20	9	87.5
Peyton Manning	2012	583	400	68.6	4,659	37	11	105.9
Peyton Manning	2013	659	450	68.3	5,477	55	10	115.1
Peyton Manning	2014	597	395	66.2	4,727	39	15	101.5
Trevor Siemian	2016	486	289	59.5	3,401	18	10	84.6
Case Keenum	2018	365	233	63.8	3,890	18	15	81.2
Teddy Bridgewater	2021	426	285	66.9	3,052	18	7	94.9

TOTALS (27) — John Elway 12, Peyton Manning 3, Jay Cutler 2, Brian Griese 2, Jake Plummer 2, Kyle Orton 2, Case Keenum 1, Craig Morton 1, Trevor Siemian 1, Frank Tripucka 1.

OUTSTANDING PERFORMANCES

A Complete List of Denver's 100-Yard Rushing, 100-Yard Receiving and 300-Yard Passing Performances along with 100-Yard Rushing Halves and 100-Yard Rushing Quarters

100-Yard Rushing Games — 218 Total (209 regular season / 9 postseason)

Player	Performance	Date, Opponent
Don Stone	17-104, 1 TD	Oct. 6, 1963, vs. San Diego
Billy Joe	20-105, 0 TD	Nov. 17, 1963, vs. N.Y. Jets
Billy Joe	16-108, 1 TD	Nov. 15, 1964, vs. N.Y. Jets
Cookie Gilchrist	32-142, 0 TD	Sept. 24, 1965, at Boston
Cookie Gilchrist	16-119, 0 TD	Nov. 14, 1965, at Houston
Floyd Little	25-126, 1 TD	Oct. 27, 1968, vs. Miami
Floyd Little	30-147, 1 TD	Nov. 3, 1968, at Boston
Floyd Little	21-105, 1 TD	Sept. 14, 1969, vs. Boston
Floyd Little	15-104, 1 TD	Sept. 21, 1969, vs. N.Y. Jets
Floyd Little	29-166, 1 TD	Oct. 19, 1969, at Cincinnati
Floyd Little	16-140, 1 TD	Oct. 25, 1970, at San Francisco
Bobby Anderson	25-106, 1 TD	Oct. 17, 1971, vs. San Diego
Floyd Little	25-113, 1 TD	Oct. 24, 1971, at Cleveland
Floyd Little	24-123, 1 TD	Oct. 31, 1971, at Philadelphia
Floyd Little	22-101, 0 TD	Nov. 14, 1971, vs. Cincinnati
Floyd Little	29-125, 0 TD	Dec. 5, 1971, vs. Chicago
Floyd Little	22-101, 0 TD	Sept. 17, 1972, vs. Houston
Floyd Little	18-100, 2 TD	Oct. 15, 1972, vs. Minnesota
Floyd Little	14-124, 1 TD	Nov. 5, 1972, at N.Y. Giants
Floyd Little	19-123, 1 TD	Oct. 14, 1973, at Houston
Joe Dawkins	30-117, 0 TD	Oct. 28, 1973, at N.Y. Jets
Floyd Little	22-109, 2 TD	Nov. 11, 1973, vs. San Diego
Otis Armstrong	19-131, 0 TD	Sept. 22, 1974, vs. Pittsburgh
Otis Armstrong	17-142, 1 TD	Oct. 27, 1974, at Cleveland
Otis Armstrong	19-110, 1 TD	Nov. 10, 1974, at Baltimore
Otis Armstrong	29-146, 0 TD	Nov. 24, 1974, at Oakland
Jon Keyworth	15-148, 1 TD	Nov. 24, 1974, at Oakland
Otis Armstrong	24-144, 1 TD	Nov. 28, 1974, at Detroit
Otis Armstrong	31-183, 3 TD	Dec. 8, 1974, vs. Houston
Otis Armstrong	18-142, 0 TD	Dec. 15, 1974, at San Diego
Jon Keyworth	20-132, 0 TD	Nov. 30, 1975, vs. San Diego
Otis Armstrong	16-101, 1 TD	Oct. 24, 1976, at Kansas City
Otis Armstrong	18-116, 0 TD	Nov. 7, 1976, vs. Tampa Bay
Otis Armstrong	26-116, 1 TD	Dec. 12, 1976, at Chicago
Norris Weese	12-120, 0 TD	Dec. 12, 1976, at Chicago
Otis Armstrong	21-120, 0 TD	Nov. 20, 1977, at Kansas City
Rob Lytle	16-110, 1 TD	Nov. 19, 1978, vs. Green Bay
Rob Lytle	18-102, 1 TD	Nov. 25, 1979, vs. Oakland
Otis Armstrong	22-107, 1 TD	Oct. 13, 1980, vs. Washington
Otis Armstrong	25-106, 1 TD	Oct. 26, 1980, at N.Y. Giants
Sammy Winder	20-119, 0 TD	Sept. 25, 1983, vs. L.A. Raiders
Sammy Winder	29-165, 0 TD	Oct. 9, 1983, at Houston
Sammy Winder	31-139, 1 TD	Sept. 23, 1984, vs. Kansas City
Sammy Winder	34-126, 0 TD	Oct. 28, 1984, at L.A. Raiders
Sammy Winder	20-103, 2 TD	Sept. 29, 1985, vs. Miami
Sammy Winder	20-104, 2 TD	Sept. 21, 1986, at Philadelphia
Sammy Winder	19-102, 0 TD	Jan. 4, 1987, vs. New England*
Joe Dudek	23-128, 2 TD	Oct. 12, 1987, vs. L.A. Raiders
Tony Dorsett	23-113, 1 TD	Sept. 11, 1988, vs. San Diego
Tony Dorsett	32-119, 2 TD	Sept. 26, 1988, vs. L.A. Raiders
Sammy Winder	17-100, 0 TD	Oct. 9, 1988, at San Francisco
Bobby Humphrey	23-102, 1 TD	Oct. 8, 1989, vs. San Diego
Bobby Humphrey	25-105, 2 TD	Nov. 5, 1989, vs. Pittsburgh
Bobby Humphrey	31-110, 0 TD	Nov. 20, 1989, at Washington
Bobby Humphrey	31-125, 0 TD	Dec. 3, 1989, at L.A. Raiders
Bobby Humphrey	23-128, 0 TD	Dec. 16, 1989, at Phoenix
Bobby Humphrey	19-132, 2 TD	Sept. 17, 1990, vs. Kansas City
Bobby Humphrey	25-129, 0 TD	Sept. 23, 1990, vs. Seattle
Bobby Humphrey	34-177, 1 TD	Sept. 30, 1990, at Buffalo
Bobby Humphrey	20-106, 1 TD	Oct. 8, 1990, vs. Cleveland
Gaston Green	24-116, 0 TD	Sept. 1, 1991, vs. Cincinnati
Gaston Green	24-127, 3 TD	Sept. 22, 1991, vs. San Diego
Gaston Green	26-158, 0 TD	Sept. 29, 1991, at Minnesota
Greg Lewis	19-111, 1 TD	Nov. 3, 1991, vs. Pittsburgh
Gaston Green	18-103, 0 TD	Nov. 10, 1991, vs. L.A. Raiders
Gaston Green	24-133, 1 TD	Nov. 17, 1991, at Kansas City
Rod Bernstine	23-101, 0 TD	Oct. 18, 1993, vs. L.A. Raiders
Rod Bernstine	21-103, 0 TD	Dec. 18, 1993, at Chicago
Leonard Russell	24-103, 0 TD	Oct. 9, 1994, at Seattle
Leonard Russell	19-109, 1 TD	Nov. 13, 1994, vs. Seattle
Terrell Davis	22-135, 1 TD	Nov. 5, 1995, vs. Arizona
Terrell Davis	30-176, 1 TD	Nov. 19, 1995, vs. San Diego
Terrell Davis	19-110, 1 TD	Nov. 26, 1995, at Houston
Glyn Milburn	18-131, 0 TD	Dec. 10, 1995, vs. Seattle
Aaron Craver	20-108, 1 TD	Dec. 24, 1995, at Oakland
Terrell Davis	28-111, 0 TD	Sept. 8, 1996, at Seattle
Terrell Davis	22-137, 1 TD	Sept. 15, 1996, vs. Tampa Bay

OUTSTANDING PERFORMANCES, CONT.

100-Yard Rushing Games, cont.

Player	Performance	Date	Opponent
Terrell Davis	19-141, 2 TD	Sept. 26, 1996	at Kansas City
Terrell Davis	24-112, 2 TD	Sept. 29, 1996	at Cincinnati
Terrell Davis	26-194, 2 TD	Oct. 20, 1996	vs. Baltimore
Terrell Davis	26-154, 2 TD	Nov. 17, 1996	at New England
Terrell Davis	26-106, 1 TD	Dec. 1, 1996	at Seattle
Terrell Davis	26-101, 1 TD	Aug. 31, 1997	vs. Kansas City
Terrell Davis	21-107, 1 TD	Sept. 7, 1997	at Seattle
Terrell Davis	21-103, 0 TD	Sept. 14, 1997	vs. St. Louis
Terrell Davis	27-215, 1 TD	Sept. 21, 1997	vs. Cincinnati
Terrell Davis	32-171, 2 TD	Oct. 6, 1997	vs. New England
Terrell Davis	42-207, 1 TD	Oct. 26, 1997	at Buffalo
Terrell Davis	21-101, 0 TD	Nov. 2, 1997	vs. Seattle
Terrell Davis	21-104, 0 TD	Nov. 9, 1997	vs. Carolina
Terrell Davis	24-127, 0 TD	Nov. 16, 1997	at Kansas City
Terrell Davis	26-178, 1 TD	Nov. 30, 1997	at San Diego
Terrell Davis	31-184, 5 TD	Dec. 27, 1997	vs. Jacksonville*
Terrell Davis	31-103, 5 TD	Dec. 27, 1997	vs. Jacksonville*
Derek Loville	7-103, 5 TD	Dec. 27, 1997	vs. Jacksonville*
Terrell Davis	26-101, 2 TD	Jan. 4, 1998	at Kansas City*
Terrell Davis	11-139, 1 TD	Jan. 11, 1998	at Pittsburgh*
Terrell Davis	30-157, 3 TD	Jan. 25, 1998	vs. Green Bay†
Terrell Davis	26-194, 3 TD	Sept. 13, 1998	vs. Dallas
Terrell Davis	26-109, 0 TD	Sept. 20, 1998	at Oakland
Terrell Davis	21-119, 1 TD	Sept. 27, 1998	at Washington
Terrell Davis	20-168, 2 TD	Oct. 4, 1998	vs. Philadelphia
Terrell Davis	30-208, 1 TD	Oct. 11, 1998	at Seattle
Terrell Davis	27-136, 3 TD	Oct. 25, 1998	vs. Jacksonville
Terrell Davis	27-149, 2 TD	Nov. 1, 1998	at Cincinnati
Terrell Davis	18-111, 1 TD	Nov. 16, 1998	at Kansas City
Terrell Davis	33-167, 1 TD	Nov. 22, 1998	vs. Oakland
Terrell Davis	26-148, 0 TD	Dec. 13, 1998	at N.Y. Giants
Terrell Davis	26-178, 0 TD	Dec. 27, 1998	vs. Seattle
Terrell Davis	21-199, 2 TD	Jan. 9, 1999	vs. Miami†
Terrell Davis	32-167, 1 TD	Jan. 17, 1999	vs. N.Y. Jets*
Terrell Davis	26-107, 0 TD	Jan. 31, 1999	vs. Atlanta*
Olandis Gary	33-124, 1 TD	Oct. 17, 1999	vs. Green Bay
Olandis Gary	29-108, 2 TD	Nov. 7, 1999	at San Diego
Olandis Gary	26-183, 0 TD	Dec. 1, 1999	vs. Seattle
Olandis Gary	31-185, 2 TD	Dec. 25, 1999	at Detroit
Mike Anderson	31-131, 2 TD	Sept. 10, 2000	vs. Atlanta
Mike Anderson	30-187, 0 TD	Sept. 17, 2000	at Oakland
Mike Anderson	30-103, 1 TD	Oct. 15, 2000	vs. Cleveland
Terrell Davis	33-195, 2 TD	Nov. 5, 2000	at N.Y. Jets
Mike Anderson	30-195, 2 TD	Nov. 26, 2000	at Seattle
Mike Anderson	29-251, 4 TD	Dec. 3, 2000	at New Orleans
Mike Anderson	29-131, 2 TD	Dec. 10, 2000	vs. Seattle
Terrell Davis	22-101, 0 TD	Sept. 10, 2001	vs. N.Y. Giants
Mike Anderson	35-155, 1 TD	Oct. 7, 2001	vs. Kansas City
Mike Anderson	35-118, 1 TD	Nov. 27, 2001	at Dallas
Terrell Davis	18-109, 0 TD	Dec. 9, 2001	vs. Seattle
Clinton Portis	16-103, 1 TD	Sept. 22, 2002	vs. Buffalo
Clinton Portis	26-102, 2 TD	Oct. 6, 2002	vs. San Diego
Clinton Portis	26-111, 0 TD	Oct. 27, 2002	at New England
Clinton Portis	26-136, 2 TD	Nov. 17, 2002	at Seattle
Clinton Portis	26-159, 0 TD	Dec. 1, 2002	at San Diego
Clinton Portis	24-103, 3 TD	Dec. 8, 2002	at N.Y. Jets
Clinton Portis	24-130, 3 TD	Dec. 15, 2002	vs. Kansas City
Clinton Portis	24-228, 5 TD	Dec. 29, 2002	vs. Arizona
Clinton Portis	12-120, 0 TD	Sept. 7, 2003	at Cincinnati
Clinton Portis	25-129, 0 TD	Sept. 14, 2003	at San Diego
Clinton Portis	25-141, 1 TD	Oct. 5, 2003	at Kansas City
Clinton Portis	26-117, 1 TD	Oct. 19, 2003	at Minnesota
Clinton Portis	26-111, 0 TD	Nov. 3, 2003	vs. New England
Clinton Portis	25-106, 0 TD	Nov. 16, 2003	vs. San Diego
Clinton Portis	14-165, 2 TD	Nov. 23, 2003	vs. Chicago
Clinton Portis	32-170, 2 TD	Nov. 30, 2003	at Oakland
Clinton Portis	32-218, 5 TD	Dec. 7, 2003	vs. Kansas City
Clinton Portis	36-139, 2 TD	Dec. 14, 2003	vs. Cleveland
Clinton Portis	36-136, 2 TD	Dec. 21, 2003	at Indianapolis
Clinton Portis	36-156, 2 TD	Sept. 12, 2004	vs. Kansas City
Clinton Portis	36-193, 0 TD	Oct. 10, 2004	vs. Carolina
Clinton Portis	36-176, 1 TD	Oct. 17, 2004	at Oakland
Clinton Portis	24-110, 0 TD	Oct. 25, 2004	at Cincinnati
Clinton Portis	28-120, 0 TD	Nov. 7, 2004	vs. Houston
Clinton Portis	28-166, 1 TD	Nov. 21, 2004	at New Orleans
Clinton Portis	28-123, 2 TD	Nov. 28, 2004	vs. Oakland
Tatum Bell	17-123, 0 TD	Dec. 12, 2004	vs. Miami
Mike Anderson	23-115, 0 TD	Oct. 2, 2005	at Jacksonville
Tatum Bell	15-127, 2 TD	Oct. 9, 2005	vs. Washington
Tatum Bell	15-114, 1 TD	Oct. 16, 2005	vs. New England
Mike Anderson	24-120, 1 TD	Oct. 23, 2005	at N.Y. Giants
Mike Anderson	21-126, 2 TD	Oct. 30, 2005	vs. Philadelphia
Tatum Bell	14-107, 2 TD	Oct. 30, 2005	vs. Philadelphia
Mike Anderson	26-113, 3 TD	Nov. 20, 2005	vs. N.Y. Jets

OUTSTANDING PERFORMANCES, CONT.

100-Yard Rushing Games, cont.

Player	Performance	Date	Opponent
Tatum Bell	15-103, 0 TD	Sept. 10, 2006	at St. Louis
Tatum Bell	27-123, 0 TD	Sept. 22, 2006	at New England
Tatum Bell	24-115, 1 TD	Oct. 22, 2006	at Cleveland
Mike Bell	15-136, 2 TD	Oct. 29, 2006	vs. Indianapolis
Tatum Bell	23-133, 0 TD	Dec. 3, 2006	vs. Seattle
Tatum Bell	17-116, 0 TD	Dec. 10, 2006	at San Diego
Travis Henry	23-139, 0 TD	Sept. 9, 2007	at Buffalo
Travis Henry	26-128, 0 TD	Sept. 16, 2007	vs. Oakland
Travis Henry	26-131, 0 TD	Sept. 30, 2007	at Indianapolis
Selvin Young	20-109, 1 TD	Nov. 11, 2007	at Kansas City
Selvin Young	17-156, 0 TD	Dec. 9, 2007	vs. Kansas City
Michael Pittman	20-109, 0 TD	Oct. 12, 2008	vs. Jacksonville
Peyton Hillis	22-129, 1 TD	Nov. 30, 2008	at N.Y. Jets
Correll Buckhalter	14-108, 0 TD	Sept. 27, 2009	at Oakland
Correll Buckhalter	12-113, 0 TD	Dec. 6, 2009	at Kansas City
Knowshon Moreno	25-106, 0 TD	Nov. 14, 2010	vs. Kansas City
Knowshon Moreno	25-161, 0 TD	Dec. 5, 2010	at Kansas City
Willis McGahee	28-101, 1 TD	Sept. 18, 2011	vs. Cincinnati
Willis McGahee	15-103, 0 TD	Oct. 2, 2011	at Green Bay
Willis McGahee	16-125, 2 TD	Oct. 9, 2011	vs. San Diego
Willis McGahee	20-163, 2 TD	Nov. 6, 2011	at Oakland
Tim Tebow	13-118, 0 TD	Nov. 6, 2011	at Oakland
Willis McGahee	23-117, 0 TD	Nov. 27, 2011	at San Diego
Willis McGahee	28-111, 1 TD	Dec. 4, 2011	at Minnesota
Willis McGahee	28-145, 2 TD	Jan. 1, 2012	vs. Kansas City
Willis McGahee	19-113, 2 TD	Sept. 17, 2012	at Atlanta
Willis McGahee	19-112, 1 TD	Sept. 30, 2012	vs. Oakland
Willis McGahee	23-122, 1 TD	Oct. 28, 2012	vs. New Orleans
Knowshon Moreno	32-119, 1 TD	Dec. 6, 2012	at Oakland
Knowshon Moreno	31-155, 1 TD	Dec. 16, 2012	at Baltimore
Knowshon Moreno	37-224, 1 TD	Nov. 24, 2013	at New England
Montee Ball	23-117, 0 TD	Dec. 1, 2013	at Kansas City
Ronnie Hillman	24-100, 0 TD	Oct. 12, 2014	at N.Y. Jets
Ronnie Hillman	20-109, 0 TD	Oct. 23, 2014	at San Diego
C.J. Anderson	27-167, 1 TD	Nov. 23, 2014	vs. Miami
C.J. Anderson	32-168, 0 TD	Nov. 30, 2014	at Kansas City
Ronnie Hillman	11-103, 1 TD	Oct. 4, 2015	vs. Minnesota
Ronnie Hillman	20-111, 0 TD	Oct. 18, 2015	at Cleveland
C.J. Anderson	15-113, 2 TD	Nov. 1, 2015	vs. Green Bay
Ronnie Hillman	21-102, 0 TD	Nov. 22, 2015	vs. Chicago
C.J. Anderson	15-113, 2 TD	Nov. 29, 2015	vs. New England
Ronnie Hillman	15-117, 1 TD	Jan. 3, 2016	vs. San Diego
C.J. Anderson	16-107, 1 TD	Oct. 24, 2016	vs. Houston
C.J. Anderson	25-118, 1 TD	Sept. 17, 2017	vs. Dallas
C.J. Anderson	30-158, 0 TD	Dec. 14, 2017	at Indianapolis
Phillip Lindsay	14-107, 0 TD	Aug. 16, 2018	vs. Oakland
Phillip Lindsay	14-110, 1 TD	Nov. 25, 2018	vs. Pittsburgh
Phillip Lindsay	19-157, 2 TD	Dec. 2, 2018	at Cincinnati
Phillip Lindsay	15-114, 1 TD	Oct. 6, 2019	at L.A. Chargers
Phillip Lindsay	19-109, 1 TD	Dec. 22, 2019	vs. Detroit
Melvin Gordon III	23-107, 2 TD	Oct. 1, 2020	at N.Y. Jets
Phillip Lindsay	23-101, 0 TD	Oct. 18, 2020	at New England
Melvin Gordon III	15-131, 0 TD	Dec. 6, 2020	at Kansas City
Melvin Gordon III	11-101, 1 TD	Sept. 12, 2021	at N.Y. Giants
Javonte Williams	17-111, 0 TD	Nov. 7, 2021	at Dallas
Javonte Williams	23-102, 0 TD	Dec. 5, 2021	at Kansas City
Melvin Gordon III	24-111, 2 TD	Dec. 12, 2021	vs. Detroit
Melvin Gordon III	12-110, 1 TD	Jan. 8, 2022	vs. Kansas City

(*Denotes postseason game; †Denotes Super Bowl XXXII; ‡Denotes Super Bowl XXXIII)

TOTALS — Terrell Davis 41 (includes seven postseason games), Clinton Portis 18, Floyd Little 15, Otis Armstrong 13, Mike Anderson 12, Willis McGahee 10, Tatum Bell 9, Bobby Humphrey 9, Sammy Winder 8 (includes one postseason game), C.J. Anderson 7, Ronnie Hillman 6, Reuben Droughns 6, Phillip Lindsay 6, Melvin Gordon III 5, Gaston Green 5, Knowshon Moreno 5, Olandis Gary 4, Travis Henry 3, Rod Bernstein 2, Correll Buckhalter 2, Tony Dorsett 2, Cookie Gilchrist 2, Quentin Griffin 2, Billy Joe 2, Jon Keyworth 2, Ron Lytle 2, Leonard Russell 2, Javonte Williams 2, Selvin Young 2, Bobby Anderson 1, Montee Ball 1, Mike Bell 1, Aaron Craver 1, Joe Dawkins 1, Joe Dudek 1, Peyton Hillis 1, Greg Lewis 1, Derek Loville 1 (postseason), Glyn Milburn 1, Michael Pittman 1, Donnie Stone 1, Tim Tebow 1, Norris Weese 1.

Most 100-yard games, season

- 11—Terrell Davis, 1998
- 10—Clinton Portis, 2003
- 10—Terrell Davis, 1997
- 8—Clinton Portis, 2002
- 7—Willis McGahee, 2011
- 7—Terrell Davis, 1996
- 7—Otis Armstrong, 1974
- 6—Reuben Droughns, 2004
- 6—Mike Anderson, 2000
- 5—Tatum Bell, 2006
- 5—Gaston Green, 1991
- 5—Bobby Humphrey, 1989

Most Consecutive 100-yard games

- 7—Terrell Davis, 1998
- 6—Clinton Portis, 2003
- 4—Terrell Davis, 1997 (3x; incl. 1 in postseason)
- 4—Terrell Davis, 1996
- 4—Bobby Humphrey, 1990
- 4—Otis Armstrong, 1974

Most 100-yard games by a rookie

- 8—Clinton Portis, 2002
- 6—Mike Anderson, 2000
- 5—Bobby Humphrey, 1989
- 4—Olandis Gary, 1999
- 3—Phillip Lindsay, 2018
- 3—Terrell Davis, 1995

Staff/Records Manager: Kristin Peterson 2021 Season History/Records: Jeffery Green, Stats: Postseason Records: Honors: Miscellaneous

OUTSTANDING PERFORMANCES, CONT.

100-Yard Rushing Halves — 47 Total (44 regular season / 3 postseason)

Rank	Player	Date	Opponent	Half	Carries	Half total	Game total
No. 1	Clinton Portis	Dec. 7, 2003	vs. Kansas City	2nd	10	188	218
No. 2	Olandis Gary	Dec. 25, 1999	at Detroit	2nd	21	174	185
No. 3	Terrell Davis	Oct. 4, 1998	vs. Philadelphia	1st	20	168	168
No. 4	Terrell Davis	Sept. 13, 1998	vs. Dallas	1st	12	154	191
No. 5	Mike Anderson	Nov. 26, 2000	at Seattle	2nd	18	153	195
No. 6	Mike Anderson	Dec. 3, 2000	at New Orleans	1st	17	146	251
No. 7	Willis McGahee	Nov. 6, 2011	at Oakland	2nd	12	145	163
No. 8	Selvin Young	Dec. 9, 2007	vs. Kansas City	1st	11	143	156
No. 9	Mike Bell	Oct. 29, 2006	vs. Indianapolis	2nd	14	135	136
	Terrell Davis	Oct. 11, 1998	at Seattle	2nd	15	135	208
No. 11	Terrell Davis	Sept. 21, 1997	vs. Cincinnati	2nd	12	130	218
	Terrell Davis	Sept. 22, 1996	at Kansas City	1st	14	130	141
No. 13	Clinton Portis	Sept. 14, 2003	at San Diego	1st	12	129	129
	Terrell Davis	Jan. 9, 1999	vs. Miami	1st	16	129	199
No. 15	Terrell Davis	Oct. 26, 1997	at Buffalo	1st	21	124	207
No. 16	Clinton Portis	Dec. 29, 2002	vs. Arizona	1st	8	120	228
No. 17	Terrell Davis	Oct. 20, 1996	vs. Baltimore	1st	9	118	194
No. 18	Knowshon Moreno	Nov. 24, 2013	at New England	2nd	19	117	224
	Floyd Little	Oct. 25, 1970	at San Francisco	1st	9	117	140
No. 20	Gaston Green	Sept. 22, 1991	vs. San Diego	2nd	15	115	127
No. 21	C.J. Anderson	Nov. 23, 2014	vs. Miami	2nd	17	114	167
	Terrell Davis	Oct. 6, 1997	vs. New England	2nd	18	114	174
No. 23	Otis Armstrong	Dec. 8, 1974	vs. Houston	1st	16	113	183
No. 24	Tatum Bell	Dec. 3, 2006	vs. Seattle	1st	15	112	133
No. 25	Quentin Griffin	Sept. 12, 2004	vs. Kansas City	2nd	15	111	156
No. 26	Clinton Portis	Oct. 5, 2003	at Kansas City	2nd	15	110	141
	Terrell Davis	Nov. 22, 1998	vs. Oakland	1st	19	110	162
	Otis Armstrong	Sept. 22, 1974	vs. Pittsburgh	2nd	14	110	131
No. 29	Mike Anderson	Sept. 17, 2000	at Oakland	2nd	16	109	187
No. 30	Clinton Portis	Dec. 29, 2002	vs. Arizona	2nd	16	108	228
	Terrell Davis	Nov. 16, 1997	at Kansas City	1st	19	108	127
No. 32	Knowshon Moreno	Nov. 24, 2013	at New England	1st	18	107	224
	Jon Keyworth	Nov. 30, 1975	vs. San Diego	1st	15	107	132
No. 34	Travis Henry	Sept. 30, 2007	at Indianapolis	1st	20	106	131
	Reuben Droughns	Nov. 21, 2004	at New Orleans	1st	10	106	166
	Mike Anderson	Oct. 7, 2001	vs. Kansas City	1st	9	106	155
	Joe Dawkins	Oct. 28, 1973	at N.Y. Jets	1st	18	106	117
No. 38	Melvin Gordon III	Dec. 6, 2020	at Kansas City	1st	9	105	131
	Mike Anderson	Dec. 3, 2000	at New Orleans	2nd	20	105	251
No. 40	Montee Ball	Dec. 2, 2013	at Kansas City	2nd	9	104	117
No. 41	Reuben Droughns	Oct. 17, 2004	at Oakland	1st	18	103	176
No. 42	Terrell Davis	Dec. 27, 1997	vs. Jacksonville*	2nd	10	101	184
No. 43	Phillip Lindsay	Dec. 2, 2018	at Cincinnati	2nd	8	100	157
	Derek Loville	Dec. 27, 1997	vs. Jacksonville*	2nd	10	100	103
	Bobby Humphrey	Sept. 30, 1990	at Buffalo	1st	20	100	177

(*Denotes postseason game)

100-Yard Rushing Quarters — 10 Total (9 regular season / 1 postseason)

Rank	Player	Date	Opponent	Quarter	Carries	Qtr. total	Game total
No. 1	Terrell Davis	Sept. 13, 1998	vs. Dallas	1st	6	138	191
No. 2	Olandis Gary	Dec. 25, 1999	at Detroit	3rd	11	134	185
No. 3	Terrell Davis	Oct. 11, 1998	at Seattle	4th	11	122	208
No. 4	Terrell Davis	Oct. 4, 1998	vs. Philadelphia	1st	10	120	168
No. 5	Mike Anderson	Nov. 26, 2000	at Seattle	4th	10	119	195
No. 6	Terrell Davis	Sept. 22, 1996	at Kansas City	2nd	8	112	141
No. 7	Clinton Portis	Sept. 14, 2003	at San Diego	1st	7	110	129
No. 8	Terrell Davis	Sept. 21, 1997	vs. Cincinnati	4th	6	106	215
No. 9	Mike Anderson	Dec. 3, 2000	at New Orleans	2nd	10	105	251
No. 10	Terrell Davis	Dec. 27, 1997	vs. Jacksonville*	3rd	10	101	184

(*Denotes postseason game)

100-Yard Receiving Games — 329 Total (316 regular season / 13 postseason)

Player	Performance	Date, Opponent
Al Carmichael	6-130, 1 TD	Sept. 9, 1960, at Boston
Lionel Taylor	6-125, 1 TD	Sept. 23, 1960, at N.Y. Titans
Lionel Taylor	7-101, 2 TD	Oct. 2, 1960, vs. Oakland
Al Carmichael	3-109, 2 TD	Oct. 23, 1960, vs. Boston
Lionel Taylor	10-106, 1 TD	Oct. 23, 1960, vs. Boston
Lionel Taylor	10-141, 1 TD	Nov. 6, 1960, vs. Houston
Al Carmichael	7-117, 2 TD	Nov. 6, 1960, vs. Houston
Lionel Taylor	10-138, 0 TD	Nov. 20, 1960, at Houston
Lionel Taylor	9-199, 3 TD	Nov. 27, 1960, vs. Buffalo
Lionel Taylor	9-171, 1 TD	Dec. 10, 1960, at Los Angeles
Lionel Taylor	7-132, 2 TD	Sept. 10, 1961, at Buffalo
Lionel Taylor	11-126, 0 TD	Sept. 24, 1961, at N.Y. Titans
Lionel Taylor	9-118, 0 TD	Oct. 1, 1961, at Oakland
Lionel Taylor	7-120, 1 TD	Oct. 8, 1961, vs. Dallas
Al Frazier	7-166, 1 TD	Oct. 15, 1961, vs. Oakland
Al Frazier	6-126, 1 TD	Oct. 22, 1961, vs. N.Y. Titans
Al Frazier	5-125, 1 TD	Nov. 12, 1961, vs. San Diego
Lionel Taylor	10-119, 0 TD	Nov. 12, 1961, vs. San Diego
Donnie Stone	9-137, 1 TD	Dec. 3, 1961, vs. Boston
Lionel Taylor	9-133, 0 TD	Sept. 15, 1962, at Buffalo
Al Frazier	4-119, 0 TD	Sept. 15, 1962, at Buffalo
Lionel Taylor	12-119, 0 TD	Sept. 24, 1962, at Boston
Jerry Tarr	4-152, 2 TD	Sept. 21, 1962, at Boston
Lionel Taylor	7-110, 0 TD	Dec. 9, 1962, at Dallas
Lionel Taylor	7-169, 1 TD	Sept. 29, 1963, vs. Boston

OUTSTANDING PERFORMANCES, CONT.

100-Yard Receiving Games, cont.

Player	Performance	Date	Opponent
Lionel Taylor	7-142, 2 TD	Oct. 6, 1963	vs. San Diego
Bob Scarpitto	4-134, 2 TD	Oct. 13, 1963	vs. Houston
Lionel Taylor	10-116, 1 TD	Dec. 15, 1963	at Oakland
Gene Prebola	4-106, 1 TD	Dec. 15, 1963	at Oakland
Lionel Taylor	8-149, 0 TD	Sept. 27, 1964	vs. Houston
Hewritt Dixon	4-109, 0 TD	Oct. 25, 1964	at Oakland
Hewritt Dixon	5-121, 1 TD	Nov. 1, 1964	at Kansas City
Al Denson	3-113, 1 TD	Nov. 7, 1964	at Kansas City
Lionel Taylor	13-112, 0 TD	Nov. 29, 1964	vs. Oakland
Bob Scarpitto	11-101, 1 TD	Dec. 20, 1964	at Houston
Bob Scarpitto	5-109, 2 TD	Sept. 11, 1965	at San Diego
Lionel Taylor	9-172, 1 TD	Sept. 19, 1965	vs. Buffalo
Lionel Taylor	7-114, 0 TD	Nov. 7, 1965	vs. San Diego
Lionel Taylor	11-141, 2 TD	Nov. 21, 1965	vs. Oakland
Lionel Taylor	8-164, 0 TD	Dec. 5, 1965	at Oakland
Wendell Hayes	5-126, 1 TD	Dec. 5, 1965	at Oakland
Al Denson	5-158, 1 TD	Oct. 2, 1966	vs. Houston
Charlie Mitchell	4-128, 1 TD	Dec. 4, 1966	vs. Miami
Bob Scarpitto	5-123, 3 TD	Dec. 18, 1966	at Buffalo
Al Denson	4-134, 1 TD	Sept. 3, 1967	vs. Boston
Al Denson	7-134, 1 TD	Sept. 24, 1967	vs. Buffalo
Eric Crabtree	6-123, 1 TD	Oct. 22, 1967	vs. San Diego
Al Denson	4-107, 1 TD	Oct. 29, 1967	at Kansas City
Al Denson	7-102, 2 TD	Nov. 19, 1967	at Buffalo
Eric Crabtree	8-107, 1 TD	Nov. 23, 1967	at San Diego
Eric Crabtree	6-129, 1 TD	Dec. 17, 1967	vs. Kansas City
Al Denson	9-115, 0 TD	Sept. 15, 1968	at Cincinnati
Eric Crabtree	7-113, 0 TD	Sept. 22, 1968	at Kansas City
Eric Crabtree	5-148, 1 TD	Oct. 13, 1968	at N.Y. Jets
Jimmy Jones	8-128, 2 TD	Oct. 20, 1968	at San Diego
Floyd Little	4-165, 1 TD	Nov. 24, 1968	vs. Buffalo
Al Denson	6-131, 2 TD	Dec. 8, 1968	at Oakland
Mike Haffner	4-122, 0 TD	Dec. 14, 1968	vs. Kansas City
Al Denson	6-138, 1 TD	Sept. 28, 1969	at Buffalo
Mike Haffner	6-102, 1 TD	Oct. 26, 1969	at Houston
Al Denson	9-140, 2 TD	Nov. 23, 1969	at San Diego
John Embree	9-122, 1 TD	Nov. 23, 1969	at San Diego
Jerry Simmons	6-153, 0 TD	Nov. 21, 1971	at Kansas City
Rod Sherman	4-110, 0 TD	Sept. 17, 1972	vs. Houston
Jerry Simmons	6-118, 1 TD	Oct. 22, 1972	at Oakland
Bobby Anderson	13-143, 0 TD	Sept. 30, 1973	vs. Chicago
Riley Odoms	5-114, 1 TD	Nov. 4, 1973	at St. Louis
Haven Moses	5-108, 2 TD	Nov. 25, 1973	vs. Kansas City
Haven Moses	5-132, 0 TD	Oct. 13, 1974	vs. New Orleans
Floyd Little	7-127, 0 TD	Oct. 20, 1974	vs. San Diego
Riley Odoms	7-125, 0 TD	Nov. 18, 1974	vs. Kansas City
Rick Upchurch	3-153, 1 TD	Sept. 21, 1975	vs. Kansas City
Haven Moses	5-168, 2 TD	Jan. 1, 1978	vs. Oakland*
Haven Moses	5-115, 0 TD	Nov. 12, 1978	at Cleveland
Haven Moses	5-101, 1 TD	Nov. 19, 1978	vs. Green Bay
Riley Odoms	7-165, 2 TD	Dec. 10, 1978	vs. Kansas City
Haven Moses	5-116, 1 TD	Dec. 16, 1979	vs. Pittsburgh
Riley Odoms	5-125, 0 TD	Sept. 23, 1979	vs. Seattle
Haven Moses	4-107, 1 TD	Oct. 14, 1979	at Kansas City
Haven Moses	5-133, 1 TD	Oct. 22, 1979	at Pittsburgh
Riley Odoms	7-114, 0 TD	Oct. 28, 1979	vs. Kansas City
Haven Moses	5-103, 1 TD	Sept. 21, 1980	vs. San Diego
Haven Moses	6-141, 0 TD	Dec. 14, 1980	vs. Oakland
Riley Odoms	8-128, 1 TD	Dec. 14, 1980	vs. Oakland
Steve Watson	7-143, 3 TD	Sept. 20, 1981	vs. Baltimore
Steve Watson	8-178, 2 TD	Sept. 27, 1981	vs. San Diego
Steve Watson	5-182, 2 TD	Oct. 11, 1981	vs. Detroit
Rick Upchurch	5-138, 0 TD	Oct. 19, 1981	at Kansas City
Steve Watson	5-102, 1 TD	Nov. 22, 1981	at Cincinnati
Steve Watson	2-103, 0 TD	Dec. 6, 1981	vs. Kansas City
Rick Upchurch	6-102, 2 TD	Dec. 20, 1981	at Chicago
Steve Watson	5-101, 1 TD	Dec. 5, 1981	at Atlanta
Steve Watson	10-183, 0 TD	Dec. 12, 1982	vs. Atlanta
Steve Watson	6-16, 1 TD	Sept. 11, 1983	at L.A. Rams
Steve Watson	8-119, 0 TD	Oct. 16, 1983	at Baltimore
Steve Watson	6-121, 1 TD	Oct. 16, 1983	vs. Cincinnati
Steve Watson	6-143, 0 TD	Oct. 30, 1983	vs. Kansas City
Rick Upchurch	6-140, 0 TD	Oct. 30, 1983	vs. Kansas City
Steve Watson	7-110, 1 TD	Nov. 6, 1983	at Seattle
Steve Watson	4-119, 1 TD	Nov. 20, 1983	vs. Seattle
Clint Sampsom	3-101, 2 TD	Dec. 4, 1983	vs. Seattle
Steve Watson	7-111, 1 TD	Oct. 7, 1984	at Detroit
Butch Johnson	9-156, 2 TD	Nov. 4, 1984	vs. New England
Steve Watson	8-131, 1 TD	Nov. 4, 1984	vs. New England
Steve Watson	5-123, 2 TD	Nov. 4, 1984	vs. Minnesota
Steve Watson	11-177, 1 TD	Dec. 30, 1984	vs. Pittsburgh*
Vance Johnson	6-116, 1 TD	Dec. 24, 1985	vs. Kansas City
Vance Johnson	5-121, 1 TD	Jan. 15, 1987	vs. N.Y. Giants*
Bobby Micho	9-105, 2 TD	Oct. 18, 1987	at Kansas City

OUTSTANDING PERFORMANCES, CONT.

100-Yard Receiving Games, cont.

Player.....	Performance.....	Date, Opponent.....
Vance Johnson.....	5-115, 1 TD.....	Nov. 22, 1987, at L.A. Raiders
Ricky Nattiel.....	4-118, 1 TD.....	Nov. 29, 1987, at San Diego
Vance Johnson.....	4-105, 0 TD.....	Jan. 10, 1988, vs. Houston*
Mark Jackson.....	4-134, 1 TD.....	Jan. 17, 1988, vs. Cleveland*
Vance Johnson.....	7-134, 0 TD.....	Sept. 26, 1988, vs. L.A. Raiders*
Ricky Nattiel.....	3-102, 1 TD.....	Oct. 23, 1988, at Pittsburgh
Mark Jackson.....	6-140, 2 TD.....	Nov. 27, 1988, vs. L.A. Rams
Mark Jackson.....	7-145, 0 TD.....	Dec. 4, 1988, at L.A. Raiders
Mark Jackson.....	7-137, 1 TD.....	Dec. 11, 1988, at Seattle
Vance Johnson.....	5-145, 1 TD.....	Oct. 1, 1989, at Cleveland
Michael Young.....	6-137, 0 TD.....	Oct. 22, 1989, at Seattle
Vance Johnson.....	9-148, 1 TD.....	Oct. 29, 1989, vs. Philadelphia
Vance Johnson.....	6-154, 2 TD.....	Nov. 26, 1989, vs. Seattle
Mark Jackson.....	5-111, 0 TD.....	Jan. 7, 1990, vs. Pittsburgh*
Michael Young.....	2-123, 1 TD.....	Jan. 14, 1990, vs. Cleveland*
Mark Jackson.....	7-121, 0 TD.....	Sept. 9, 1990, at L.A. Raiders
Vance Johnson.....	6-150, 0 TD.....	Sept. 17, 1990, vs. Kansas City
Vance Johnson.....	9-120, 0 TD.....	Sept. 23, 1990, vs. Seattle
Mark Jackson.....	6-127, 1 TD.....	Oct. 21, 1990, at Indianapolis
Mark Jackson.....	7-111, 0 TD.....	Oct. 6, 1991, at Houston
Vance Johnson.....	8-104, 0 TD.....	Jan. 12, 1992, at Buffalo*
Shannon Sharpe.....	9-118, 0 TD.....	Oct. 4, 1992, vs. Kansas City
Mark Jackson.....	5-113, 2 TD.....	Oct. 25, 1992, at San Diego
Arthur Marshall.....	5-134, 1 TD.....	Nov. 8, 1992, vs. N.Y. Jets
Mark Jackson.....	3-108, 1 TD.....	Nov. 15, 1992, vs. N.Y. Giants
Shannon Sharpe.....	7-109, 1 TD.....	Dec. 12, 1992, at Buffalo
Derek Russell.....	6-104, 0 TD.....	Sept. 20, 1993, at Kansas City
Vance Johnson.....	10-148, 1 TD.....	Oct. 10, 1993, at Green Bay
Derek Russell.....	5-111, 0 TD.....	Oct. 18, 1993, vs. L.A. Raiders
Shannon Sharpe.....	7-104, 0 TD.....	Nov. 14, 1993, vs. Minnesota
Shannon Sharpe.....	6-115, 2 TD.....	Jan. 2, 1994, at L.A. Raiders
Shannon Sharpe.....	13-156, 1 TD.....	Jan. 9, 1994, at L.A. Raiders*
Mike Pritchard.....	5-119, 1 TD.....	Sept. 4, 1994, vs. San Diego
Mike Pritchard.....	9-100, 0 TD.....	Sept. 11, 1994, at N.Y. Jets
Anthony Miller.....	6-105, 1 TD.....	Sept. 11, 1994, at N.Y. Jets
Shannon Sharpe.....	6-121, 1 TD.....	Oct. 23, 1994, at San Diego
Anthony Miller.....	6-102, 1 TD.....	Nov. 20, 1994, vs. Atlanta
Cedric Tillman.....	8-175, 0 TD.....	Nov. 20, 1994, vs. Atlanta
Anthony Miller.....	5-116, 1 TD.....	Nov. 27, 1994, vs. Cincinnati
Anthony Miller.....	6-153, 0 TD.....	Dec. 4, 1994, at Kansas City
Anthony Miller.....	3-118, 0 TD.....	Dec. 17, 1994, at San Francisco
Shannon Sharpe.....	10-180, 0 TD.....	Sept. 3, 1995, vs. Buffalo
Anthony Miller.....	6-108, 3 TD.....	Sept. 10, 1995, at Dallas
Anthony Miller.....	7-149, 2 TD.....	Oct. 16, 1995, vs. Oakland
Shannon Sharpe.....	8-137, 1 TD.....	Nov. 19, 1995, vs. San Diego
Anthony Miller.....	6-152, 2 TD.....	Nov. 26, 1995, at Houston
Shannon Sharpe.....	9-131, 0 TD.....	Sept. 22, 1996, at Kansas City
Anthony Miller.....	5-131, 1 TD.....	Sept. 29, 1996, at Cincinnati
Shannon Sharpe.....	13-153, 3 TD.....	Oct. 6, 1996, vs. San Diego
Shannon Sharpe.....	9-161, 0 TD.....	Oct. 20, 1996, vs. Baltimore
Rod Smith.....	5-122, 0 TD.....	Aug. 31, 1997, vs. Kansas City
Rod Smith.....	4-126, 2 TD.....	Sept. 14, 1997, vs. St. Louis
Shannon Sharpe.....	6-119, 1 TD.....	Sept. 28, 1997, at Atlanta
Rod Smith.....	5-130, 0 TD.....	Oct. 6, 1997, vs. New England
Rod Smith.....	5-114, 1 TD.....	Nov. 2, 1997, vs. Seattle
Shannon Sharpe.....	8-174, 0 TD.....	Nov. 9, 1997, vs. Carolina
Rod Smith.....	7-114, 0 TD.....	Nov. 16, 1997, at Kansas City
Shannon Sharpe.....	10-142, 0 TD.....	Nov. 24, 1997, vs. Oakland
Ed McCaffrey.....	7-111, 2 TD.....	Nov. 30, 1997, at San Diego
Rod Smith.....	4-115, 2 TD.....	Dec. 7, 1997, at Pittsburgh
Shannon Sharpe.....	8-162, 1 TD.....	Dec. 21, 1997, vs. San Diego
Ed McCaffrey.....	5-117, 0 TD.....	Sept. 13, 1998, vs. Dallas
Rod Smith.....	8-136, 1 TD.....	Oct. 11, 1998, at Seattle
Ed McCaffrey.....	7-133, 1 TD.....	Nov. 1, 1998, at Cincinnati
Ed McCaffrey.....	9-133, 1 TD.....	Nov. 8, 1998, vs. San Diego
Rod Smith.....	8-101, 1 TD.....	Nov. 29, 1998, at San Diego
Ed McCaffrey.....	6-103, 1 TD.....	Dec. 6, 1998, vs. Kansas City
Rod Smith.....	8-165, 0 TD.....	Dec. 6, 1998, vs. Kansas City
Rod Smith.....	9-158, 1 TD.....	Dec. 27, 1998, vs. Seattle
Rod Smith.....	5-152, 1 TD.....	Jan. 31, 1999, vs. Atlanta ³
Ed McCaffrey.....	6-105, 3 TD.....	Sept. 13, 1999, vs. Miami
Byron Chamberlain.....	3-123, 0 TD.....	Oct. 17, 1999, vs. Green Bay
Ed McCaffrey.....	5-116, 2 TD.....	Oct. 17, 1999, vs. Green Bay
Ed McCaffrey.....	5-111, 0 TD.....	Oct. 24, 1999, at New England
Rod Smith.....	7-117, 0 TD.....	Oct. 31, 1999, vs. Minnesota
Ed McCaffrey.....	6-125, 1 TD.....	Nov. 14, 1999, at Seattle
Rod Smith.....	8-106, 0 TD.....	Dec. 5, 1999, vs. Kansas City
Rod Smith.....	9-106, 0 TD.....	Jan. 2, 2000, vs. San Diego
Ed McCaffrey.....	7-115, 0 TD.....	Sept. 4, 2000, at St. Louis
Rod Smith.....	7-117, 2 TD.....	Sept. 10, 2000, vs. Atlanta
Rod Smith.....	8-134, 0 TD.....	Sept. 24, 2000, vs. Kansas City
Rod Smith.....	13-160, 0 TD.....	Oct. 1, 2000, vs. New England
Ed McCaffrey.....	5-129, 0 TD.....	Oct. 15, 2000, vs. Cleveland

OUTSTANDING PERFORMANCES, CONT.

100-Yard Receiving Games, cont.

Player	Performance	Date	Opponent
Rod Smith	5-111, 3 TD	Oct. 15, 2000	vs. Cleveland
Ed McCaffrey	10-136, 0 TD	Oct. 22, 2000	at Cincinnati
Rod Smith	5-134, 0 TD	Nov. 5, 2000	at N.Y. Jets
Ed McCaffrey	10-148, 2 TD	Nov. 19, 2000	vs. San Diego
Rod Smith	11-187, 1 TD	Nov. 19, 2000	vs. San Diego
Ed McCaffrey	8-112, 1 TD	Dec. 10, 2000	vs. Seattle
Rod Smith	6-101, 0 TD	Dec. 17, 2000	at Kansas City
Rod Smith	9-115, 1 TD	Sept. 10, 2001	vs. N.Y. Giants
Rod Smith	14-162, 2 TD	Sept. 23, 2001	vs. Arizona
Rod Smith	8-110, 1 TD	Oct. 7, 2001	vs. Kansas City
Rod Smith	6-159, 1 TD	Oct. 28, 2001	vs. New England
Rod Smith	8-100, 1 TD	Dec. 16, 2001	at Kansas
Ed McCaffrey	6-113, 1 TD	Oct. 6, 2002	vs. San Diego
Shannon Sharpe	12-214, 2 TD	Oct. 20, 2002	at Kansas City
Ed McCaffrey	8-116, 0 TD	Oct. 27, 2002	at New England
Ed McCaffrey	7-126, 0 TD	Dec. 1, 2002	at San Diego
Shannon Sharpe	9-100, 0 TD	Dec. 8, 2002	at N.Y. Jets
Ashley Lelie	4-106, 0 TD	Dec. 22, 2002	at Oakland
Ed McCaffrey	7-112, 0 TD	Dec. 29, 2002	vs. Arizona
Ashley Lelie	3-108, 1 TD	Sept. 22, 2003	vs. Oakland
Rod Smith	8-130, 0 TD	Oct. 5, 2003	at Kansas City
Shannon Sharpe	7-101, 3 TD	Nov. 16, 2003	vs. San Diego
Ashley Lelie	5-115, 0 TD	Dec. 21, 2003	at Indianapolis
Rod Smith	9-208, 1 TD	Oct. 31, 2004	vs. Atlanta
Ashley Lelie	4-105, 0 TD	Dec. 5, 2004	at San Diego
Rod Smith	6-123, 1 TD	Oct. 16, 2005	vs. New England
Rod Smith	11-137, 1 TD	Dec. 17, 2005	at Buffalo
Ashley Lelie	6-110, 0 TD	Dec. 24, 2005	vs. Oakland
Javon Walker	3-130, 2 TD	Sept. 24, 2006	at New England
Javon Walker	9-107, 0 TD	Oct. 22, 2006	at Cleveland
Javon Walker	6-134, 2 TD	Nov. 5, 2006	at Pittsburgh
Javon Walker	9-119, 0 TD	Sept. 9, 2007	at Buffalo
Javon Walker	8-101, 0 TD	Sept. 16, 2007	vs. Oakland
Brandon Stokley	3-102, 0 TD	Dec. 2, 2007	at Oakland
Brandon Marshall	10-115, 2 TD	Dec. 9, 2007	vs. Kansas City
Brandon Marshall	11-107, 0 TD	Dec. 13, 2007	at Houston
Tony Scheffler	7-100, 1 TD	Dec. 13, 2007	at Houston
Brandon Marshall	10-114, 1 TD	Dec. 30, 2007	vs. Minnesota
Eddie Royal	9-146, 1 TD	Sept. 8, 2008	at Oakland
Brandon Marshall	18-166, 1 TD	Sept. 14, 2008	vs. San Diego
Brandon Marshall	6-155, 1 TD	Sept. 21, 2008	vs. New Orleans
Eddie Royal	9-104, 0 TD	Sept. 28, 2008	at Kansas City
Peyton Hillis	7-116, 1 TD	Nov. 2, 2008	vs. Miami
Eddie Royal	6-164, 1 TD	Nov. 6, 2008	at Cleveland
Brandon Marshall	10-129, 0 TD	Dec. 21, 2008	vs. Buffalo
Tony Scheffler	6-101, 1 TD	Oct. 19, 2009	at San Diego
Brandon Marshall	11-112, 0 TD	Nov. 9, 2009	vs. Pittsburgh
Brandon Marshall	5-134, 2 TD	Nov. 15, 2009	at Washington
Brandon Marshall	21-200, 2 TD	Dec. 13, 2009	at Indianapolis
Jabar Gaffney	14-213, 0 TD	Jan. 3, 2010	vs. Kansas City
Brandon Lloyd	5-117, 0 TD	Sept. 12, 2010	at Jacksonville
Jabar Gaffney	12-140, 0 TD	Sept. 26, 2010	vs. Indianapolis
Brandon Lloyd	6-169, 1 TD	Sept. 26, 2010	vs. Indianapolis
Brandon Lloyd	11-115, 0 TD	Oct. 3, 2010	at Tennessee
Eddie Royal	8-113, 1 TD	Oct. 3, 2010	at Tennessee
Brandon Lloyd	5-135, 2 TD	Oct. 10, 2010	at Baltimore
Brandon Lloyd	7-169, 1 TD	Oct. 31, 2010	at San Francisco (London)
Brandon Lloyd	5-111, 0 TD	Dec. 16, 2010	vs. Houston
Eric Decker	5-113, 2 TD	Sept. 18, 2011	vs. Cincinnati
Brandon Lloyd	8-136, 0 TD	Oct. 2, 2011	at Green Bay
Demaryius Thomas	4-144, 2 TD	Dec. 4, 2011	at Minnesota
Demaryius Thomas	7-116, 0 TD	Dec. 18, 2011	vs. New England
Demaryius Thomas	4-204, 1 TD	Jan. 8, 2012	vs. Pittsburgh*
Demaryius Thomas	5-110, 1 TD	Sept. 9, 2012	vs. Pittsburgh*
Eric Decker	8-136, 0 TD	Sept. 23, 2012	vs. Houston
Demaryius Thomas	5-103, 0 TD	Sept. 30, 2012	vs. Oakland
Demaryius Thomas	9-180, 0 TD	Oct. 7, 2012	at New England
Demaryius Thomas	7-137, 1 TD	Oct. 28, 2012	vs. New Orleans
Demaryius Thomas	9-135, 0 TD	Nov. 11, 2012	at Carolina
Eric Decker	8-133, 1 TD	Dec. 16, 2012	at Baltimore
Demaryius Thomas	9-102, 1 TD	Dec. 23, 2012	vs. Cleveland
Demaryius Thomas	7-122, 1 TD	Dec. 30, 2012	vs. Kansas City
Demaryius Thomas	5-161, 2 TD	Sept. 5, 2013	vs. Baltimore
Julius Thomas	5-110, 2 TD	Sept. 5, 2013	vs. Baltimore
Eric Decker	8-133, 1 TD	Sept. 23, 2013	vs. Oakland
Julius Thomas	9-122, 2 TD	Oct. 6, 2013	at Dallas
Eric Decker	8-150, 1 TD	Oct. 20, 2013	at Indianapolis
Demaryius Thomas	7-108, 3 TD	Nov. 10, 2013	at San Diego
Demaryius Thomas	5-121, 0 TD	Nov. 17, 2013	vs. Kansas City
Eric Decker	8-174, 4 TD	Dec. 1, 2013	at Kansas City
Demaryius Thomas	3-106, 0 TD	Dec. 1, 2013	at Kansas City
Eric Decker	8-117, 1 TD	Dec. 8, 2013	vs. Tennessee
Eric Decker	10-131, 2 TD	Dec. 22, 2013	at Houston

OUTSTANDING PERFORMANCES, CONT.

100-Yard Receiving Games, cont.

Player.....	Performance.....	Date, Opponent.....
Demaryius Thomas.....	8-123, 1 TD	Dec. 22, 2013, at Houston
Demaryius Thomas.....	6-113, 2 TD	Dec. 29, 2013, at Oakland
Demaryius Thomas.....	7-133, 1 TD	Jan. 19, 2014, vs. New England*
Demaryius Thomas.....	13-118, 1 TD	Feb. 2, 2014, vs. Seattle*
Julius Thomas.....	7-104, 3 TD	Sept. 7, 2014, vs. Indianapolis
Emmanuel Sanders.....	8-108, 0 TD	Sept. 14, 2014, vs. Kansas City
Emmanuel Sanders.....	11-149, 0 TD	Sept. 21, 2014, at Seattle
Emmanuel Sanders.....	7-101, 0 TD	Oct. 5, 2014, vs. Arizona
Demaryius Thomas.....	8-226, 2 TD	Oct. 5, 2014, vs. Arizona
Demaryius Thomas.....	10-124, 1 TD	Oct. 12, 2014, at N.Y. Jets
Emmanuel Sanders.....	8-171, 2 TD	Oct. 23, 2014, vs. San Francisco
Emmanuel Sanders.....	9-120, 3 TD	Oct. 23, 2014, at San Diego
Demaryius Thomas.....	8-105, 0 TD	Oct. 23, 2014, at San Diego
Emmanuel Sanders.....	10-151, 0 TD	Nov. 2, 2014, at New England
Demaryius Thomas.....	7-127, 0 TD	Nov. 2, 2014, at New England
Demaryius Thomas.....	11-108, 0 TD	Nov. 9, 2014, at Oakland
Demaryius Thomas.....	7-103, 0 TD	Nov. 16, 2014, at St. Louis
Emmanuel Sanders.....	5-102, 1 TD	Nov. 16, 2014, at St. Louis
Emmanuel Sanders.....	9-125, 0 TD	Nov. 23, 2014, vs. Miami
Demaryius Thomas.....	6-123, 1 TD	Dec. 14, 2014, at San Diego
Demaryius Thomas.....	7-113, 1 TD	Dec. 22, 2014, at Cincinnati
Demaryius Thomas.....	8-115, 0 TD	Dec. 28, 2014, vs. Oakland
Demaryius Thomas.....	8-116, 1 TD	Sept. 17, 2015, at Kansas City
Emmanuel Sanders.....	9-111, 0 TD	Oct. 11, 2015, at Oakland
Demaryius Thomas.....	9-111, 0 TD	Oct. 18, 2015, at Cleveland
Emmanuel Sanders.....	10-111, 0 TD	Oct. 18, 2015, at Cleveland
Demaryius Thomas.....	8-168, 0 TD	Nov. 1, 2015, vs. Green Bay
Owen Daniels.....	6-102, 1 TD	Nov. 8, 2015, at Indianapolis
Emmanuel Sanders.....	6-113, 0 TD	Nov. 29, 2015, vs. New England
Emmanuel Sanders.....	10-181, 1 TD	Dec. 20, 2015, at Pittsburgh
Demaryius Thomas.....	5-117, 1 TD	Jan. 3, 2016, vs. San Diego
Emmanuel Sanders.....	9-117, 2 TD	Sept. 25, 2016, at Cincinnati
Demaryius Thomas.....	6-100, 1 TD	Sept. 25, 2016, at Cincinnati
Emmanuel Sanders.....	7-162, 1 TD	Nov. 27, 2016, vs. Kansas City
Demaryius Thomas.....	10-126, 0 TD	Dec. 11, 2016, at Tennessee
Emmanuel Sanders.....	11-100, 1 TD	Dec. 11, 2016, at Tennessee
Demaryius Thomas.....	10-133, 0 TD	Oct. 15, 2017, vs. New York Giants
Emmanuel Sanders.....	6-137, 0 TD	Nov. 12, 2017, vs. New England
Emmanuel Sanders.....	14-107, 1 TD	Sept. 16, 2018, vs. Oakland
Demaryius Thomas.....	5-105, 1 TD	Oct. 7, 2018, at N.Y. Jets
Emmanuel Sanders.....	7-115, 1 TD	Oct. 14, 2018, vs. L.A. Rams
Emmanuel Sanders.....	6-102, 1 TD	Oct. 18, 2018, at Arizona
Courtland Sutton.....	7-120, 0 TD	Sept. 9, 2019, at Oakland
Emmanuel Sanders.....	5-104, 0 TD	Sept. 29, 2019, vs. Jacksonville
Noah Fant.....	3-115, 1 TD	Nov. 3, 2019, vs. Cleveland
Courtland Sutton.....	5-113, 0 TD	Nov. 7, 2019, at Minnesota
Noah Fant.....	4-113, 1 TD	Dec. 8, 2019, at Houston
Tim Patrick.....	6-113, 1 TD	Oct. 1, 2020, at N.Y. Jets
Tim Patrick.....	4-101, 1 TD	Oct. 18, 2020, at New England
Jerry Jeudy.....	7-121, 1 TD	Nov. 8, 2020, at Atlanta
Tim Patrick.....	5-119, 0 TD	Nov. 22, 2020, vs. Miami
Jerry Jeudy.....	5-140, 1 TD	Jan. 3, 2021, vs. Las Vegas
Courtland Sutton.....	9-159, 0 TD	Sept. 19, 2021, at Jacksonville
Courtland Sutton.....	7-120, 1 TD	Oct. 10, 2021, at Pittsburgh

(* Denotes Postseason; *Denotes Super Bowl)

TOTALS — Demaryius Thomas 36 (includes three postseason games), Rod Smith 31 (includes one postseason game), Lionel Taylor 24, Emmanuel Sanders 19, Ed McCaffrey 18, Shannon Sharpe 18 (includes one postseason game), Steve Watson 16 (includes one postseason game), Vance Johnson 12 (includes three postseason games), Al Denson 10, Mark Jackson 10 (includes two postseason games), Brandon Marshall 10, Haven Moses 10 (includes one postseason game), Anthony Miller 9, Eric Decker 8, Brandon Lloyd 7, Riley Odoms 6, Eric Crabtree 5, Ashley Lelie 5, Javon Walker 5, Al Frazier 4, Eddie Royal 4, Bob Scarpitto 4, Courtland Sutton 4, Rick Upchurch 4, Al Carmichael 3, Tim Patrick 3, Julius Thomas 3, Hewritt Dixon 2, Noah Fant 2, Jabar Gaffney 2, Mike Haffner 2, Jerry Jeudy 2, Floyd Little 2, Ricky Nattiel 2, Mike Pritchard 2, Derek Russell 2, Tony Scheffler 2, Jerry Simmons 2, Michael Young 2 (includes one postseason game), Bobby Anderson 1, Byron Chamberlain 1, John Embree 1, Wendell Hayes 1, Peyton Hillis 1, Butch Johnson 1, Jimmy Jones 1, Arthur Marshall 1, Bobby Micho 1, Charlie Mitchell 1, Gene Prebota 1, Clint Sampson 1, Rod Sherman 1, Brandon Stokley 1, Donnie Stone 1, Jerry Tarr 1, Cedric Tillman 1.

Most 100-yard games, season

- 10—Demaryius Thomas, 2014
- 8—Rod Smith, 2000
- 7—Lionel Taylor, 1960
- 7—Demaryius Thomas, 2012
- 7—Emmanuel Sanders, 2014
- 6—Demaryius Thomas, 2013
- 6—Brandon Lloyd, 2010
- 6—Rod Smith, 1997
- 5—Eric Decker, 2013
- 5—Rod Smith, 2001
- 5—Ed McCaffrey, 2000
- 5—Anthony Miller, 1994
- 5—Steve Watson, 1983
- 5—Steve Watson, 1981
- 5—Lionel Taylor, 1961

Most consecutive 100-yard games

- 7—Demaryius Thomas, 10/5/14-11/16/15
- 6—Emmanuel Sanders, 9/14/14, 9/21/14 and 10/5/14
- 6—Brandon Lloyd, 9/26/00, 10/3/10 and 10/10/10
- 6—Brandon Marshall, 12/30/07, 9/14/08 and 9/21/08
- 6—Rod Smith, 10/15/00, 10/22/00 and 11/5/00
- 3—Anthony Miller, 11/20/94, 11/27/94 and 12/4/94
- 3—Mark Jackson, 11/27/88, 12/4/88 and 12/11/88
- 3—Lionel Taylor, 9/24/61, 10/1/61 and 11/8/61

Most 100-yard games by a rookie

- 3—Eddie Royal, 2008
- 2—Noah Fant, 2019
- 2—Jerry Jeudy, 2020

OUTSTANDING PERFORMANCES, CONT.

300-Yard Passing Games — 142 Total (136 regular season / 6 postseason)

Player	Performance	Opponent
Frank Tripucka	30-52-2 375 yds.	3 TD, Nov. 6, 1960, vs. Houston
Frank Tripucka	19-41-5 328 yds.	3 TD, Nov. 27, 1960, vs. Buffalo
Frank Tripucka	28-47-2 376 yds.	2 TD, Sept. 7, 1962, vs. San Diego
Frank Tripucka	29-56-3 447 yds.	2 TD, Sept. 15, 1962, at Buffalo
Frank Tripucka	26-40-1 308 yds.	1 TD, Oct. 21, 1962, vs. Houston
Jacky Lee	11-36-1 370 yds.	1 TD, Dec. 5, 1965, at Oakland
John McCormick	13-37-3 328 yds.	3 TD, Dec. 18, 1966, at Buffalo
Marlin Briscoe	12-29-2 335 yds.	4 TD, Nov. 24, 1968, vs. Buffalo
Steve Tensi	19-26-1 301 yds.	3 TD, Nov. 23, 1969, at San Diego
Charley Johnson	20-28-0 361 yds.	2 TD, Oct. 22, 1972, at Oakland
Charley Johnson	24-39-2 326 yds.	1 TD, Sept. 20, 1973, vs. Chicago
Charley Johnson	28-42-2 445 yds.	2 TD, Nov. 18, 1974, vs. Kansas City
Charley Johnson	12-20-2 329 yds.	3 TD, Sept. 21, 1975, vs. Kansas City
Craig Morton	27-39-2 306 yds.	2 TD, Nov. 16, 1980, vs. N.Y. Jets
Craig Morton	18-30-1 338 yds.	1 TD, Dec. 14, 1980, vs. Oakland
Craig Morton	17-18-0 308 yds.	4 TD, Sept. 27, 1981, vs. San Diego
Craig Morton	25-38-1 342 yds.	2 TD, Oct. 18, 1981, at Kansas City
Steve DeBerg	21-34-2 305 yds.	2 TD, Nov. 22, 1981, at Cincinnati
Steve DeBerg	23-31-1 307 yds.	2 TD, Dec. 12, 1982, at L.A. Rams
Steve DeBerg	21-41-0 350 yds.	1 TD, Oct. 30, 1983, vs. Kansas City
John Elway	23-44-0 345 yds.	3 TD, Dec. 11, 1983, vs. Baltimore
John Elway	25-40-1 315 yds.	3 TD, Nov. 4, 1984, vs. New England
John Elway	28-43-1 353 yds.	4 TD, Sept. 15, 1985, vs. New Orleans
John Elway	22-37-5 301 yds.	1 TD, Dec. 14, 1985, vs. Kansas City
John Elway	24-42-0 432 yds.	1 TD, Dec. 20, 1985, at Seattle
John Elway	18-32-1 321 yds.	1 TD, Oct. 26, 1986, vs. Seattle
John Elway	29-47-2 336 yds.	0 TD, Nov. 23, 1986, at N.Y. Giants
John Elway	22-37-1 304 yds.	1 TD, Jan. 25, 1987, vs. N.Y. Giants
John Elway	22-32-1 338 yds.	4 TD, Sept. 13, 1987, vs. Seattle
John Elway	21-40-2 341 yds.	3 TD, Nov. 16, 1987, vs. Chicago
John Elway	21-32-1 347 yds.	3 TD, Nov. 29, 1987, at San Diego
John Elway	21-42-2 335 yds.	1 TD, Dec. 13, 1987, at Seattle
John Elway	20-49-3 324 yds.	2 TD, Dec. 4, 1988, at L.A. Raiders
John Elway	18-35-0 344 yds.	2 TD, Oct. 22, 1989, at Seattle
John Elway	20-36-0 385 yds.	3 TD, Jan. 14, 1990, vs. Cleveland*
John Elway	21-30-0 317 yds.	2 TD, Oct. 21, 1990, at Indianapolis
John Elway	24-36-1 328 yds.	2 TD, Dec. 9, 1990, at Kansas City
John Elway	24-42-1 301 yds.	2 TD, Oct. 6, 1991, at Houston
John Elway	23-38-0 311 yds.	2 TD, Oct. 4, 1992, vs. Kansas City
John Elway	28-45-1 300 yds.	1 TD, Sept. 20, 1993, at Kansas City
John Elway	33-59-1 367 yds.	1 TD, Oct. 10, 1993, at Green Bay
John Elway	25-36-0 361 yds.	3 TD, Jan. 2, 1994, at L.A. Raiders
John Elway	29-47-1 302 yds.	3 TD, Jan. 9, 1994, at L.A. Raiders*
John Elway	36-46-2 371 yds.	3 TD, Sept. 4, 1994, vs. San Diego
John Elway	29-41-1 319 yds.	1 TD, Sept. 11, 1994, at N.Y. Jets
John Elway	30-41-0 349 yds.	2 TD, Oct. 30, 1994, vs. Cleveland
John Elway	27-42-1 382 yds.	2 TD, Nov. 20, 1994, vs. Atlanta
John Elway	22-41-1 317 yds.	0 TD, Sept. 3, 1995, vs. Buffalo
John Elway	30-47-0 327 yds.	2 TD, Sept. 17, 1995, vs. Washington
John Elway	23-46-0 324 yds.	2 TD, Oct. 16, 1995, vs. Oakland
John Elway	27-41-2 332 yds.	2 TD, Nov. 26, 1995, at Houston
John Elway	24-41-1 320 yds.	2 TD, Dec. 24, 1995, at Oakland
John Elway	23-37-1 335 yds.	2 TD, Sept. 29, 1996, at Cincinnati
John Elway	32-41-1 323 yds.	4 TD, Oct. 6, 1996, vs. San Diego
John Elway	25-39-1 326 yds.	3 TD, Oct. 20, 1996, vs. Baltimore
John Elway	27-36-1 334 yds.	2 TD, Nov. 24, 1996, at Minnesota
John Elway	26-46-0 309 yds.	1 TD, Oct. 19, 1997, at Oakland
John Elway	22-32-1 400 yds.	2 TD, Dec. 6, 1998, vs. Kansas City
John Elway	26-36-0 338 yds.	4 TD, Dec. 27, 1998, vs. Seattle
John Elway	18-29-1 336 yds.	1 TD, Jan. 31, 1999, vs. Atlanta*
John Elway	19-31-1 363 yds.	2 TD, Oct. 17, 1999, vs. Green Bay
Brian Griese	25-38-0 316 yds.	1 TD, Oct. 24, 1999, at New England
Brian Griese	19-29-0 307 yds.	2 TD, Sept. 4, 2000, at St. Louis
Brian Griese	31-50-1 361 yds.	1 TD, Oct. 1, 2000, vs. New England
Brian Griese	19-34-0 336 yds.	3 TD, Oct. 15, 2000, vs. Cleveland
Brian Griese	30-45-1 365 yds.	2 TD, Oct. 22, 2000, at Cincinnati
Brian Griese	22-35-1 327 yds.	2 TD, Nov. 5, 2000, at N.Y. Jets
Gus Frerotte	36-58-4 462 yds.	5 TD, Nov. 19, 2000, vs. San Diego
Brian Griese	19-29-0 330 yds.	3 TD, Sept. 10, 2001, vs. N.Y. Giants
Brian Griese	35-35-3 328 yds.	1 TD, Oct. 30, 2002, at Baltimore
Brian Griese	26-35-1 316 yds.	2 TD, Oct. 6, 2002, vs. San Diego
Brian Griese	27-46-2 335 yds.	1 TD, Oct. 13, 2002, vs. Miami
Brian Griese	30-50-0 376 yds.	2 TD, Oct. 20, 2002, at Kansas City
Jake Plummer	31-55-3 499 yds.	4 TD, Oct. 31, 2004, vs. Atlanta*
Jake Plummer	21-26-1 303 yds.	2 TD, Dec. 25, 2004, at Tennessee
Jake Plummer	22-35-0 309 yds.	4 TD, Oct. 30, 2005, vs. Philadelphia
Jay Cutler	23-39-1 304 yds.	1 TD, Sept. 9, 2007, at Buffalo
Jay Cutler	17-31-1 302 yds.	2 TD, Nov. 25, 2007, at Chicago
Jay Cutler	16-24-0 300 yds.	2 TD, Sept. 8, 2008, at Oakland
Jay Cutler	36-50-1 350 yds.	4 TD, Sept. 14, 2008, vs. San Diego
Jay Cutler	29-49-2 361 yds.	1 TD, Sept. 28, 2008, at Kansas City
Jay Cutler	24-46-3 307 yds.	2 TD, Nov. 2, 2008, vs. Miami
Jay Cutler	24-42-1 447 yds.	3 TD, Nov. 6, 2008, at Cleveland

Staff/Records: 2021 Season History/Records: Ken Goulet/Records: Records: Honors: Miscellaneous

OUTSTANDING PERFORMANCES, CONT.

300-Yard Passing Games, cont.

Player	Performance	Opponent	Jay Cutler
yds., 2 TD	Nov. 30, 2008, at N.Y. Jets		27-43-1, 357
Jay Cutler	25-45-1, 359 yds., 0 TD	Dec. 21, 2008, vs. Buffalo	
Jay Cutler	33-49-2, 316 yds., 1 TD	Dec. 28, 2008, at San Diego	
Kyle Orton	35-48-1, 330 yds., 2 TD	Oct. 11, 2009, vs. New England	
Kyle Orton	32-56-3, 431 yds., 1 TD	Jan. 3, 2010, vs. Kansas City	
Kyle Orton	25-35-0, 307 yds., 2 TD	Sept. 19, 2010, vs. Seattle	
Kyle Orton	37-57-1, 476 yds., 1 TD	Sept. 26, 2010, vs. Indianapolis	
Kyle Orton	35-50-1, 341 yds., 2 TD	Oct. 3, 2010, at Tennessee	
Kyle Orton	23-38-0, 314 yds., 2 TD	Oct. 10, 2010, at Baltimore	
Kyle Orton	28-40-1, 369 yds., 1 TD	Oct. 31, 2010, at San Francisco (London)	
Kyle Orton	24-41-0, 347 yds., 3 TD	Nov. 28, 2010, vs. St. Louis	
Tim Tebow	16-29-1, 308 yds., 1 TD	Dec. 26, 2010, vs. Houston	
Kyle Orton	24-46-1, 304 yds., 1 TD	Sept. 12, 2011, vs. Oakland	
Tim Tebow	10-21-0, 316 yds., 2 TD	Jan. 8, 2012, vs. Pittsburgh*	
Peyton Manning	26-52-0, 330 yds., 2 TD	Sept. 23, 2012, vs. Houston	
Peyton Manning	30-38-0, 338 yds., 3 TD	Sept. 30, 2012, vs. Oakland	
Peyton Manning	31-44-0, 337 yds., 3 TD	Oct. 7, 2012, at New England	
Peyton Manning	24-30-1, 309 yds., 3 TD	Oct. 15, 2012, at San Diego	
Peyton Manning	22-30-0, 305 yds., 3 TD	Oct. 28, 2012, vs. New Orleans	
Peyton Manning	27-38-0, 301 yds., 1 TD	Nov. 11, 2012, at Carolina	
Peyton Manning	26-36-1, 310 yds., 1 TD	Dec. 6, 2012, at Oakland	
Peyton Manning	30-43-1, 339 yds., 3 TD	Dec. 23, 2012, vs. Cleveland	
Peyton Manning	23-29-0, 304 yds., 3 TD	Dec. 30, 2012, vs. Kansas City	
Peyton Manning	27-42-0, 462 yds., 7 TD	Sept. 5, 2013, vs. Baltimore	
Peyton Manning	30-43-0, 307 yds., 2 TD	Sept. 15, 2013, at N.Y. Giants	
Peyton Manning	32-37-0, 374 yds., 3 TD	Sept. 23, 2013, vs. Oakland	
Peyton Manning	28-34-0, 327 yds., 4 TD	Sept. 29, 2013, vs. Philadelphia	
Peyton Manning	33-42-1, 414 yds., 4 TD	Oct. 6, 2013, at Dallas	
Peyton Manning	29-49-1, 386 yds., 3 TD	Oct. 20, 2013, at Indianapolis	
Peyton Manning	30-44-3, 354 yds., 4 TD	Oct. 27, 2013, vs. Washington	
Peyton Manning	25-36-0, 330 yds., 4 TD	Nov. 10, 2013, at San Diego	
Peyton Manning	24-40-0, 323 yds., 1 TD	Nov. 17, 2013, vs. Kansas City	
Peyton Manning	22-35-2, 403 yds., 5 TD	Dec. 1, 2013, at Kansas City	
Peyton Manning	39-59-0, 397 yds., 4 TD	Dec. 8, 2013, vs. Tennessee	
Peyton Manning	32-51-0, 400 yds., 4 TD	Dec. 22, 2013, at Houston	
Peyton Manning	32-43-0, 400 yds., 2 TD	Jan. 19, 2014, vs. New England*	
Peyton Manning	31-49-1, 303 yds., 1 TD	Sept. 21, 2014, at Seattle	
Peyton Manning	31-47-2, 479 yds., 4 TD	Oct. 5, 2014, vs. Arizona	
Peyton Manning	22-26-0, 340 yds., 4 TD	Oct. 19, 2014, vs. San Francisco	
Peyton Manning	34-57-2, 438 yds., 2 TD	Nov. 2, 2014, at New England	
Peyton Manning	31-44-2, 340 yds., 5 TD	Nov. 9, 2014, at Oakland	
Peyton Manning	34-57-2, 389 yds., 2 TD	Nov. 16, 2014, at St. Louis	
Peyton Manning	28-44-4, 311 yds., 2 TD	Dec. 22, 2014, at Cincinnati	
Peyton Manning	31-42-1, 324 yds., 2 TD	Sept. 27, 2015, at Detroit	
Peyton Manning	21-29-1, 340 yds., 0 TD	Nov. 1, 2015, vs. Green Bay	
Brock Osweiler	35-51-0, 308 yds., 0 TD	Dec. 13, 2015, vs. Oakland	
Trevor Siemian	23-35-0, 312 yds., 4 TD	Sept. 25, 2016, at Cincinnati	
Trevor Siemian	20-34-0, 368 yds., 3 TD	Nov. 27, 2016, vs. Kansas City	
Trevor Siemian	35-51-0, 334 yds., 1 TD	Dec. 11, 2016, at Tennessee	
Trevor Siemian	29-50-0, 376 yds., 1 TD	Oct. 15, 2017, vs. N.Y. Giants	
Case Keenum	25-39-3, 329 yds., 3 TD	Sept. 9, 2018, vs. Seattle	
Case Keenum	35-51-1, 377 yds., 2 TD	Oct. 7, 2018, at N.Y. Jets	
Case Keenum	25-41-1, 322 yds., 2 TD	Oct. 14, 2018, vs. L.A. Rams	
Joe Flacco	22-38-1, 303 yds., 3 TD	Sept. 29, 2019, vs. Jacksonville	
Drew Lock	22-27-1, 309 yds., 3 TD	Dec. 8, 2019, at Houston	
Drew Lock	25-48-1, 313 yds., 2 TD	Nov. 8, 2020, at Atlanta	
Drew Lock	25-41-0, 339 yds., 2 TD	Jan. 3, 2021, vs. Las Vegas	
Teddy Bridgewater	26-34-0, 328 yds., 2 TD	Sept. 19, 2021, at Jacksonville	
Teddy Bridgewater	35-49-3, 334 yds., 3 TD	Oct. 17, 2021, vs. Las Vegas	

([†] Denotes Franchise Record; * Denotes Postseason; [‡] Denotes Super Bowl)

TOTALS — John Elway 40 (includes four postseason games), Peyton Manning 31 (includes one postseason game), Brian Griese 12, Jay Cutler 10, Kyle Orton 9, Frank Tripucka 5, Charley Johnson 4, Craig Morton 4, Trevor Siemian 4, Steve DeBerg 3, Case Keenum 3, Drew Lock 3, Jake Plummer 3, Teddy Bridgewater 2, Tim Tebow 2 (includes one postseason game), Joe Flacco 1, Gus Frerotte 1, Jacky Lee 1, John McCormick 1, Marlin Briscoe 1, Steve Tensi 1, Brock Osweiler 1.

Most 300-yard games, season

- 12—Peyton Manning, 2013
- 9—Peyton Manning, 2012
- 8—Jay Cutler, 2008
- 7—Peyton Manning, 2014
- 6—Kyle Orton, 2010
- 5—Brian Griese, 2000
- 5—John Elway, 1995

Most consecutive 300-yard games

- 7—Peyton Manning, 2012-13
- 5—Peyton Manning, 2012
- 4—Peyton Manning, 2013
- 4—Brian Griese, 2002
- 4—Kyle Orton, 2010
- 3—Brian Griese, 2000
- 3—Peyton Manning, 2014

Most 300-yard games by a rookie

- 1—Drew Lock, 2019
- 1—Tim Tebow, 2010
- 1—John Elway, 1983
- 1—Marlin Briscoe, 1968

BIGGEST COMEBACKS

Biggest deficits overcome by the Broncos to win a game in the regular season

Rank	Deficit	Date	Opponent	Score at time of Deficit	Final Score
No. 1	24	Oct. 15, 2012	at San Diego	24-0, 0:24 left in third qtr.	35-24
	24	Sept. 23, 1979	vs. Seattle	34-10, 9:28 left in third qtr.	37-34
No. 4	24	Oct. 23, 1960	vs. Boston	24-0, 11:59 left in third qtr.	31-24
	21	Nov. 1, 2020	vs. L.A. Chargers	24-3, 7:38 left in third qtr.	31-30
No. 6	21	Dec. 12, 1982	at L.A. Rams	21-0, 10:24 left in second qtr.	27-24
	19	Dec. 11, 1983	vs. Baltimore	19-0, 7:50 left in third qtr.	21-19
No. 7	17	Dec. 26, 2010	vs. Houston	17-0, 0:22 left in second qtr.	24-23
	17	Nov. 19, 2000	vs. San Diego	24-7, 1:25 left in second qtr. / 27-10, 11:25 left in third qtr.	38-37
No. 7	17	Oct. 6, 2019	vs. L.A. Chargers	17-0, 5:17 left in second qtr.	20-13
	17	Oct. 6, 1996	vs. San Diego	17-0, 2:51 left in second qtr.	28-17
	17	Dec. 20, 1985	at Seattle	17-0, 9:16 left in second qtr.	27-24
	17	Sept. 15, 1962	at Buffalo	20-3, 1:39 left in second qtr.	23-20

Biggest deficits overcome by the Broncos to win a game in the postseason

Rank	Deficit	Date	Opponent	Score at time of Deficit	Final Score
No. 1	15	Jan. 4, 1992	vs. Houston (AFC Div.)	21-6, 10:55 left in second qtr.	26-24
No. 2	10	Jan. 7, 1990	at Pittsburgh (AFC Div.)	10-0, 13:22 left in second qtr. / 17-7, :26 left in second qtr.	24-23
				10-0, 11:56 left in third qtr.	23-10
No. 4	7	Jan. 25, 1998	vs. Green Bay (S.B. XXXII)	7-0, 10:58 left in first qtr.	31-24
	7	Jan. 11, 1998	at Pittsburgh (AFC Chmp.)	14-7, 12:42 left in second qtr.	24-21
	7	Jan. 11, 1987	at Cleveland (AFC Chmp.)	7-0, 5:19 left in first qtr. / 20-13, 5:43 left in fourth qtr.	23-20 (OT)
	6	Jan. 8, 2011	vs. Pittsburgh (AFC W.C.)	6-0, :23 left in first qtr.	29-23 (OT)
No. 8	4	Jan. 17, 2015	vs. Pittsburgh (AFC Div.)	10-6, 10:19 left in second qtr. / 13-9, 9:32 left in third qtr.	23-16
				7-3, 14:04 left in second qtr. / 17-13, 2:50 left in third qtr.	22-17

BIGGEST LEADS LOST

Biggest leads lost by the Broncos in losing a game in the regular season

Rank	Lead	Date	Opponent	Score at time of Lead	Final Score
No. 1	24	Nov. 24, 2013	at New England	24-0, 6:10 left in second qtr.	34-31 (OT)
				24-0, 1:07 left in second qtr.	30-27 (OT)
No. 3	21	Nov. 5, 1978	vs. N.Y. Jets	28-7, 8:19 left in second qtr.	31-28
				20-0, 1:06 left in second qtr.	27-23
No. 4	20	Dec. 10, 1995	vs. Seattle	20-0, 5:00 left in second qtr.	31-27
				24-6, 11:25 left in second qtr.	37-34
No. 6	18	Sept. 4, 1994	vs. San Diego	27-10, 1:56 left in second qtr.	34-27
				24-7, 9:25 left in third qtr.	35-27
No. 7	17	Nov. 19, 2006	vs. San Diego	20-3, 6:57 left in second qtr.	26-23
				27-10, :26 left in second qtr. / 30-13, 10:31 left in third qtr.	33-30 (OT)
No. 7	17	Sept. 24, 1967	vs. N.Y. Jets	24-7, 9:08 left in second qtr.	38-24
				24-7, 5:48 left in second qtr.	45-38

Biggest leads lost by the Broncos in losing a game in the postseason

Rank	Lead	Date	Opponent	Score at time of Lead	Final Score
No. 1	10	Jan. 31, 1988	vs. Washington (S.B. XXII)	10-0, 9:09 left in first qtr.	42-10
No. 2	7	Jan. 12, 2013	vs. Baltimore (AFC Div.)	7-0, 12:14 left in first qtr. / 21-14, 7:26 left in second qtr. / 28-21, 14:47 left in third qtr. / 35-28, 7:11 left in fourth qtr.	38-35 (2OT)
				7-0, 6:30 left in first qtr. / 17-10, 7:15 left in third qtr.	24-17
No. 3	4	Dec. 23, 1979	at Houston (AFC W.C.)	7-3, 3:27 left in first qtr.	13-7
No. 4	3	Dec. 30, 1978	at Pittsburgh (AFC Div.)	3-0, 5:50 left in first qtr.	33-10
				3-0, 10:51 left in first qtr. / 10-7, 11:39 left in first qtr.	39-20

PLAYER AWARDS AND HONORS



ALL-TIME PLAYER HONORS

2021

All-NFL: Justin Simmons (2nd team AP). **All-Rookie:** Pat Surtain II (PFWA), Javonte Williams (PFWA). **Demaryius Thomas Team MVP Award:** Justin Simmons. **Darrent Williams Good Guy Award:** Teddy Bridgewater. **USAA Salute to Service Award:** Andrew Beck.

2020

Pro Bowl: Bradley Chubb, Justin Simmons. **All-NFL:** Garrett Bolles (2nd team AP). **All-Rookie:** Lloyd Cushenberry III (PFWA).

2019

Pro Bowl: Von Miller, Courtland Sutton. **All-NFL:** Justin Simmons (2nd team AP). **All-Rookie:** Dalton Risner (PFWA), Noah Fant (PFWA).

2018

Pro Bowl: Chris Harris Jr., Casey Kreiter, Phillip Lindsay, Von Miller. **All-NFL:** Von Miller (1st team PFWA, *The Sporting News*, 2nd team AP). **All-AFC:** Phillip Lindsay (PFWA), Von Miller (PFWA). **All-Rookie:** Bradley Chubb (PFWA), Phillip Lindsay (PFWA). **Colorado Sports Hall of Fame Pro Athlete of the Year:** Phillip Lindsay.

2017

Pro Bowl: Von Miller, Aqib Talib. **All-NFL:** Von Miller (1st team PFWA, 2nd team AP). **All-AFC:** Von Miller (PFWA). **All-Rookie:** Garrett Bolles (PFWA). **Defensive Pro Bowl MVP:** Von Miller.

2016

Pro Bowl: Chris Harris Jr., Von Miller, Emmanuel Sanders, Darian Stewart, Aqib Talib, Demaryius Thomas. **All-NFL:** Chris Harris Jr. (1st team AP), Von Miller (1st team AP, PFWA, *The Sporting News*), Aqib Talib (1st team AP, PFWA, *The Sporting News*). **All-AFC:** Von Miller (PFWA), Aqib Talib (PFWA). **All-Rookie:** Riley Dixon (PFWA). **Colorado Sports Hall of Fame Pro Athlete of the Year:** Von Miller.

2015

Pro Bowl: Chris Harris Jr., Von Miller, Aqib Talib, Demaryius Thomas, T.J. Ward, DeMarcus Ware. **All-NFL:** Chris Harris Jr. (2nd team AP), Von Miller (1st team AP, PFWA, *The Sporting News*), **Super Bowl 50 Most Valuable Player (Pete Rozelle Trophy):** Von Miller. **All-AFC:** Chris Harris Jr. (PFWA), Von Miller (PFWA). **Jack Horrigan Award:** John Elway (PFWA). **Executive of the Year:** John Elway (ESPN.com). **Assistant Coach of the Year:** Wade Phillips (PFWA, MMQB.com, ESPN.com). **Paul "Dr. Z" Zimmerman Award:** Wade Phillips (PFWA).

2014

Pro Bowl: C.J. Anderson, Ryan Clady, Chris Harris Jr., Peyton Manning, Von Miller, Emmanuel Sanders, Aqib Talib, Demaryius Thomas, Julius Thomas, T.J. Ward, DeMarcus Ware. **All-NFL:** Chris Harris Jr. (2nd team AP), Von Miller (1st team PFWA, *The Sporting News*, 2nd team AP), Demaryius Thomas (2nd team AP). **All-AFC:** Chris Harris Jr. (PFWA), Von Miller (PFWA), Demaryius Thomas (PFWA).

2013

Pro Bowl: Peyton Manning, Matt Prater, Demaryius Thomas, Julius Thomas, Louis Vasquez. **All-NFL:** Peyton Manning (1st team AP, PFWA, *The Sporting News*), Matt Prater (2nd team AP), Demaryius Thomas (2nd team AP), Louis Vasquez (first team AP, PFWA). **NFL Most Valuable Player:** Peyton Manning (AP). **NFL Offensive Player of the Year:** Peyton Manning (*The Sporting News*). **AFC Offensive Player of the Year:** Peyton Manning (Kansas City 101 Club). **FedEx Air Player of the Year:** Peyton Manning. **2013 Sports Illustrated Sportsman of the Year:** Peyton Manning. **Colorado Sports Hall of Fame Male Athlete of the Year:** Peyton Manning.

2012

Pro Bowl: Champ Bailey, Zane Beadles, Ryan Clady, Elvis Dumervil, Peyton Manning, Von Miller, Demaryius Thomas. **All-NFL:** Champ Bailey (2nd team AP), Ryan Clady (1st team AP, Pro Football Weekly/PFWA, *The Sporting News*), Peyton Manning (1st team AP, Pro Football Weekly/PFWA, Sports Illustrated), Von Miller (1st team AP, Pro Football Weekly/PFWA, *The Sporting News*, Sports Illustrated). **Comeback Player of the Year:** Peyton Manning (AP, Sports Illustrated). **AFC Offensive Player of the Year:** Peyton Manning (Kansas City 101 Club). **FedEx Air Player of the Year:** Peyton Manning. **Colorado Sports Hall of Fame Pro Athlete of the Year:** Peyton Manning.

2011

Pro Bowl: Champ Bailey, Ryan Clady, Brian Dawkins, Elvis Dumervil, Willis McGahee, Von Miller. **All-NFL:** Chris Kuper (1st team Dallas Morning News), Von Miller (1st team Dallas Morning News, 2nd team AP). **All-AFC:** Elvis Dumervil (Pro Football Weekly/PFWA), Von Miller (Pro Football Weekly/PFWA). **NFL Defensive Rookie of the Year:** Von Miller (AP, Sports Illustrated, Dallas Morning News, Football Outsiders). **All-Rookie:** Orlando Franklin (Football Outsiders), Chris Harris (Pro Football Weekly/PFWA, Football Outsiders), Von Miller (Pro Football Weekly/PFWA, Football Outsiders). **Colorado Sports Hall of Fame Pro Athlete of the Year:** Tim Tebow. **GMC Never Say Never Moment of the Year Award:** Tim Tebow. **PFWA Good Guy Award (National Chapter):** Tim Tebow.

2010

Pro Bowl: Champ Bailey, Brandon Lloyd. **All-NFL:** Brandon Lloyd (2nd team AP).

2009

Pro Bowl: Champ Bailey, Ryan Clady, Brian Dawkins, Elvis Dumervil, Brandon Marshall. **All-NFL:** Ryan Clady (1st team AP, Pro Football Weekly/PFWA, *The Sporting News*, ESPN.com), Brian Dawkins (2nd team AP, *The Sporting News*), Elvis Dumervil (1st team AP, Pro Football Weekly/PFWA, *The Sporting News*, ESPN.com). **All-Rookie:** Knowshon Moreno (Pro Football Weekly/PFWA, *The Sporting News*), **NFL Alumni Pass Rusher of the Year:** Elvis Dumervil.

2008

Pro Bowl: Jay Cutler, Brandon Marshall, Casey Wiegmann. **All-NFL:** Ryan Clady (2nd team AP), Ryan Harris (Sports Illustrated). **All-AFC:** Ryan Clady (Pro Football Weekly/PFWA). **All-Rookie:** Ryan Clady (Pro Football Weekly/PFWA, *The Sporting News*), Brett Kern (Pro Football Weekly/PFWA, *The Sporting News*), Eddie Royal (Pro Football Weekly/PFWA, *The Sporting News*). **Colorado Sports Hall of Fame Inductee:** Rod Smith (Class of 2009).

2007

Pro Bowl: Champ Bailey, John Lynch. **All-NFL:** Champ Bailey (2nd team AP).

2006

Pro Bowl: Champ Bailey, John Lynch, Al Wilson (Wilson did not play in game due to injury). **All-NFL:** Champ Bailey (1st team AP, Pro Football Weekly/PFWA, *The Sporting News*, Sports Illustrated), Tom Nalen (Sports Illustrated), Al Wilson (2nd team AP). **All-AFC:** Champ Bailey (Pro Football Weekly/PFWA). **Colorado Sports Hall of Fame Pro Athlete of the Year:** Champ Bailey. **Colorado Sports Hall of Fame Inductee:** Pat Bowlen (Class of 2007).

2005

Pro Bowl: Champ Bailey, John Lynch, Rod Smith, Al Wilson. **All-NFL:** Champ Bailey (1st team AP, Pro Football Weekly/PFWA, *The Sporting News*, USA Today), Matt Lepsis (Sports Illustrated), Tom Nalen (Sports Illustrated), Al Wilson (1st team AP, *The Sporting News*). **All-AFC:** Champ Bailey (Pro Football Weekly/PFWA), Al Wilson (Pro Football Weekly/PFWA). **All-Rookie:** Darrent Williams (Pro Football Weekly/PFWA, NFL.com). **Colorado Sports Hall of Fame Pro Athlete of the Year:** Champ Bailey.

2004

Pro Bowl: Champ Bailey, John Lynch. **All-NFL:** Champ Bailey (1st team AP, *The Sporting News*, Pro Football Weekly), John Lynch (2nd team College & Pro Football Newsweekly). **All-AFC:** Champ Bailey (Pro Football Weekly). **All-Rookie:** D.J. Williams (Pro Football Weekly).

2003

Pro Bowl: Tom Nalen, Clinton Portis, Al Wilson. **AI-NFL:** Tom Nalen (1st team AP, Pro Football Weekly). **AI-AFC:** Tom Nalen (Pro Football Weekly). **NFL Alumni Offensive Lineman of the Year:** Tom Nalen.

2002

Pro Bowl: Trevor Pryce, Al Wilson (Wilson did not play in game due to injury). **AI-NFL:** Al Wilson (2nd team Football Digest). **NFL Offensive Rookie of the Year:** Clinton Portis (AP, Pro Football Weekly, Football Digest). **NFL Rookie of the Year:** Clinton Portis (Sports Illustrated/Dr. Z). **AI-Rookie:** Clinton Portis (Pro Football Weekly).

2001

Pro Bowl: Dwayne Carswell, Jason Elam, Ian Gold, Deltha O'Neal, Trevor Pryce, Rod Smith, Al Wilson (Pryce and Smith did not play in game due to injury). **AI-NFL:** Jason Elam (2nd team AP, College & Pro Football Newsweekly and Football News), Trevor Pryce (2nd team AP and College & Pro Football Newsweekly), Rod Smith (1st team Football Digest, 2nd team AP), Deltha O'Neal (2nd team College & Pro Football Newsweekly). **AI-AFC:** Jason Elam (Pro Football Weekly, Football News), Ian Gold (Pro Football Weekly), Deltha O'Neal (Pro Football Weekly), Trevor Pryce (Football News), Rod Smith (Pro Football Weekly). **NFL Alumni Special Teams Player of the Year:** Jason Elam.

2000

Pro Bowl: Brian Griese, Tom Nalen, Trevor Pryce, Rod Smith (Griese and Nalen did not play in game due to injury). **AI-NFL:** Howard Griffith (2nd team College & Pro Football Newsweekly and Football Digest), Ed McCaffrey (Sports Illustrated), Tom Nalen (AP, USA Today, Sports Illustrated, The Sporting News, Football Digest; 2nd team College & Pro Football Newsweekly), Trevor Pryce (2nd team College & Pro Football Newsweekly), Rod Smith (USA Today, College & Pro Football Newsweekly, Football Digest; 2nd team AP). **AI-AFC:** Tom Nalen (Pro Football Weekly, Football News), Trevor Pryce (Pro Football Weekly, Football News), Rod Smith (Pro Football Weekly, Football News). **NFL Offensive Rookie of the Year:** Mike Anderson (AP, Pro Football Weekly, Football Digest). **NFL Rookie of the Year:** Mike Anderson (USA Today). **AI-Rookie:** Mike Anderson (Pro Football Weekly, Football News, Football Digest), Deltha O'Neal (punt returner—Football News).

1999

Pro Bowl: Tom Nalen, Trevor Pryce, Detron Smith (Nalen did not play in game due to injury). **AI-NFL:** Trevor Pryce (AP, Sports Illustrated, College & Pro Football Newsweekly, 2nd team Football Digest), Tom Nalen (The Sporting News, Football Digest, 2nd team AP). **AI-AFC:** Trevor Pryce (Pro Football Weekly), Detron Smith (special teams; Pro Football Weekly). **AI-Rookie:** Olandis Gary (Pro Football Weekly, College & Pro Football Newsweekly, Football News, Football Digest), Chris Watson (kick returner; College & Pro Football Newsweekly).

1998

Pro Bowl: Steve Atwater, Terrell Davis, Jason Elam, John Elway, Tony Jones, Ed McCaffrey, Tom Nalen, Bill Romanowski, Mark Schlereth, Shannon Sharpe (Davis and Sharpe did not play in game due to injury). **AI-NFL:** Terrell Davis (AP, Sports Illustrated, The Sporting News, USA Today, Pro Football Weekly, College & Pro Football Newsweekly, Football Digest), Jason Elam (2nd team AP, College & Pro Football Newsweekly, Football Digest), Howard Griffith (2nd team Football Digest), Ed McCaffrey (2nd team AP), Tom Nalen (USA Today), Mark Schlereth (2nd team College & Pro Football Newsweekly), Shannon Sharpe (AP, The Sporting News, USA Today, Pro Football Weekly, College & Pro Football Newsweekly, Football Digest), Rod Smith (2nd team College & Pro Football Newsweekly). **AI-AFC:** Terrell Davis (Pro Football Weekly, Football News), Jason Elam (Pro Football Weekly, Football News), Vaughn Hebron (kick returner—Pro Football Weekly), Ed McCaffrey (Football News), Shannon Sharpe (Pro Football Weekly, Football News). **AI-Rookie:** Eric Brown (Football News, Football Digest, College & Pro Football Newsweekly). **Super Bowl XXXIII Most Valuable Player (Pete Rozelle Trophy):** John Elway. **NFL Most Valuable Player:** Terrell Davis (AP, Pro Football Weekly, Pro Football Writers of America). **NFL Player of the Year:** Terrell Davis (The Sporting News, Football Digest, NFL Films). **NFL Offensive Player of the Year:** Terrell Davis (AP, College & Pro Football Newsweekly). **AFC Player of the Year:** Terrell Davis (Football News). **AFC Offensive Player of the Year:** Terrell Davis (Kansas City 101 Club). **San Diego Hall of Champions Professional Star of the Year:** Terrell Davis. **Colorado Sports Hall of Fame Inductee:** John Elway (Class of 1999). **Colorado Sports Hall of Fame Professional Athlete of the Year:** Terrell Davis. **ESPY Award for Best Football Performer of the Year:** Terrell Davis.

1997

Pro Bowl: Terrell Davis, John Elway, Tom Nalen, Shannon Sharpe, Neil Smith (Elway did not play in game due to injury). **AI-NFL:** Terrell Davis (AP, Sports Illustrated, The Sporting News, USA Today, Pro Football Weekly, College & Pro Football Newsweekly, Football News, Football Digest), John Elway (College & Pro Football Newsweekly 2nd team), Darrien Gordon (1st team punt returner—Sports Illustrated, The Sporting News, USA Today, Pro Football Weekly; 2nd team punt returner—Football Digest, College & Pro Football Newsweekly), John Mobley (1st team AP, The Sporting News, Pro Football Weekly, Football Digest; 2nd team College & Pro Football Newsweekly), Tom Nalen (2nd team College & Pro Football Newsweekly), Mark Schlereth (Sports Illustrated), Shannon Sharpe (AP, The Sporting News, USA Today, Pro Football Weekly, College & Pro Football Newsweekly 1st team; Football Digest 2nd team). **AI-AFC:** John Elway (Pro Football Weekly, Football News), Darrien Gordon (punt returner—Pro Football Weekly, Football News), John Mobley (Pro Football Weekly), Shannon Sharpe (Pro Football Weekly). **Super Bowl XXXII Most Valuable Player (Pete Rozelle Trophy):** Terrell Davis. **AFC Player of the Year:** Terrell Davis (Football News, Touchdown Club of Columbus). **AFC Offensive Player of the Year:** Terrell Davis (Kansas City 101 Club). **San Diego Hall of Champions Professional Star of the Year:** Terrell Davis. **Colorado Sports Hall of Fame King of the Hill Award:** Terrell Davis. **ESPY Award for Best Performance Under Pressure:** Terrell Davis.

1996

Pro Bowl: Steve Atwater, Tyrone Braxton, Terrell Davis, John Elway, Michael Dean Perry, Bill Romanowski, Shannon Sharpe, Alfred Williams, Gary Zimmerman (Atwater, Elway and Zimmerman did not play in game due to injury). **AI-NFL:** Steve Atwater (AP 2nd team), Terrell Davis (AP, Sports Illustrated, The Sporting News, USA Today, Pro Football Weekly, Football News, College & Pro Football Newsweekly), John Elway (AP 2nd team, College & Pro Football Newsweekly 2nd team, Football Digest 2nd team), Bill Romanowski (College & Pro Football Newsweekly 2nd team), Shannon Sharpe (AP, Sports Illustrated, The Sporting News, Pro Football Weekly, Football Digest, College & Pro Football Newsweekly), Alfred Williams (AP, The Sporting News, Pro Football Weekly, Football Digest, College & Pro Football Newsweekly 2nd team), Gary Zimmerman (AP, Sports Illustrated, The Sporting News, Pro Football Weekly, Football Digest, College & Pro Football Newsweekly). **AI-AFC:** Steve Atwater (UPI, Pro Football Weekly), Tyrone Braxton (Football News, UPI 2nd team), Terrell Davis (UPI, Football News), John Elway (UPI, Pro Football Weekly, Football News), Michael Dean Perry (UPI 2nd team), Bill Romanowski (UPI 2nd team), Shannon Sharpe (UPI, Football News), Alfred Williams (UPI, Football News), Gary Zimmerman (UPI, Football News). **NFL AI-Rookie Team:** John Mobley (Pro Football Weekly, Football News, College & Pro Football Newsweekly). **NFL Most Valuable Player:** Terrell Davis (Sports Illustrated). **NFL Offensive Player of the Year:** Terrell Davis (AP). **AFC Player of the Year:** John Elway (Football News, Touchdown Club of Columbus). **AFC Most Valuable Player:** John Elway (NFLPA). **AFC Offensive Player of the Year:** Terrell Davis (UPI), John Elway (Kansas City 101 Club). **NFL Coach of the Year:** Mike Shanahan (Touchdown Club of Columbus). **AFC Coach of the Year:** Mike Shanahan (Kansas City 101 Club).

1995

Pro Bowl: Steve Atwater, Jason Elam, Glyn Milburn, Anthony Miller, Shannon Sharpe, Gary Zimmerman (Zimmerman did not play in game due to injury). **AI-NFL:** Steve Atwater (College & Pro Football Newsweekly 2nd team), Jason Elam (AP 2nd team, College & Pro Football Newsweekly 2nd team, Football Digest 2nd team), Glyn Milburn (AP 2nd team, Sporting News 1st team, College & Pro Football Newsweekly 2nd team, Football Digest 1st team), Shannon Sharpe (AP 2nd team), Gary Zimmerman (AP 2nd team, Football Digest 1st team). **AI-AFC:** Steve Atwater (UPI 1st team), Terrell Davis (UPI 2nd team), Jason Elam (UPI 1st team), Glyn Milburn (Football News 1st team), Michael Dean Perry (UPI 2nd team), Shannon Sharpe (UPI 2nd team), Gary Zimmerman (Football News 1st team, UPI 1st team). **NFL AI-Rookie Team:** Terrell Davis (AP). **AFC Player of the Year:** John Elway (Football News, Touchdown Club of Columbus). **AFC Most Valuable Player:** John Elway (NFLPA). **AFC Offensive Player of the Year:** Terrell Davis (UPI), John Elway (Kansas City 101 Club). **NFL Coach of the Year:** Mike Shanahan (Touchdown Club of Columbus). **AFC Coach of the Year:** Mike Shanahan (Kansas City 101 Club). **Inspirational Player:** Michael Dean Perry. **Bob Martin Award (For cooperation with local media):** Lionel Washington.

1994

Pro Bowl: Steve Atwater, John Elway, Shannon Sharpe, Gary Zimmerman (Sharpe did not play in game). **AI-NFL:** Shannon Sharpe (College & Pro Football Newsweekly 2nd team, Football Digest 2nd team). **AI-AFC:** Tom Rouen (UPI 2nd team), Shannon Sharpe (UPI 2nd team), Gary Zimmerman (UPI 2nd team). **Earl Hartman Awards (Broncos Most Valuable Players):** John Elway (offense), Steve Atwater (defense), Ray Jacobs (special teams). **Bob Peck Award (Most Inspirational Player):** Shannon Sharpe. **Bob Martin Award (For cooperation with local media):** Shannon Sharpe.

1993

Pro Bowl: Steve Atwater, John Elway, Karl Mecklenburg, Shannon Sharpe, Dennis Smith. **All-NFL:** John Elway (AP 2nd team, College & Pro Football Newsweekly 2nd team, Football Digest 2nd team), Simon Fletcher (Football Digest 2nd team), Shannon Sharpe (AP, Pro Football Weekly/Pro Football Writers of America, The Sporting News, Sports Illustrated, College & Pro Football Newsweekly, Football Digest), Dennis Smith (College & Pro Football Newsweekly 2nd team), Gary Zimmerman (AP 2nd team, College & Pro Football Newsweekly 2nd team). **All-AFC:** Steve Atwater (UPI, Football News), John Elway (UPI, Football News), Shannon Sharpe (UPI, Football News). **NFL All-Rookie:** Jason Elam (Pro Football Weekly/Pro Football Writers of America, Football News, College & Pro Football Newsweekly, Football Digest). **AFC Most Valuable Player:** John Elway (NFL Players Association). **AFC Player of the Year:** John Elway (Football News). **AFC Offensive Player of the Year:** John Elway (UPI, Kansas City 101 Club). **Rookie Coach of the Year:** Wade Phillips (College & Pro Football Newsweekly). **Earl Hartman Awards (Broncos Most Valuable Players):** John Elway (offense), Simon Fletcher (defense), Reggie Rivers (special teams). **Bob Peck Award (Most Inspirational Player):** Dennis Smith. **Bob Martin Award (For cooperation with local media):** Tyrone Braxton.

1992

Pro Bowl: Steve Atwater, Michael Brooks, Shannon Sharpe. **All-NFL:** Steve Atwater (AP, Pro Football Weekly/Pro Football Writers of America, The Sporting News, Football Digest, NEA), Michael Brooks (Sports Illustrated, College and Pro Football Newsweekly 2nd team), Greg Kragen (AP 2nd team, College and Pro Football Newsweekly 2nd team). **All-AFC:** Steve Atwater (Football News). **NFL All-Rookie:** Russell Freeman (Football News, College and Pro Football Newsweekly), Arthur Marshall (Pro Football Weekly/Pro Football Writers of America, Football News, College and Pro Football Newsweekly). **Colorado Sports Hall of Fame Pro Athlete of the Year:** Michael Brooks. **Earl Hartman Awards (Broncos Most Valuable Players):** John Elway (offense), Simon Fletcher (defense), Keith Traylor (special teams). **Bob Peck Award (Most Inspirational Player):** Dennis Smith. **Bob Martin Award (For cooperation with local media):** Reggie Rivers.

1991

Pro Bowl: Steve Atwater, John Elway, Gaston Green, Karl Mecklenburg, Dennis Smith. **All-NFL:** Steve Atwater (AP, Pro Football Weekly, College and Pro Football Newsweekly 2nd-team), Greg Kragen (Sports Illustrated), All-AFC: Steve Atwater (Football News, Pro Football Weekly). **AFC Coach of the Year:** Dan Reeves (Football News, Kansas City 101 Club). **NFL Rookie of the Year:** Mike Croel (Bert Bell All-World Almanac, Pro Football Weekly, Washington Touchdown Club, Pro-Set). **NFL Defensive Rookie of the Year:** Mike Croel (AP, College and Pro Football Newsweekly). **NFL All-Rookie:** Mike Croel (Football News, Pro Football Weekly, College and Pro Football Newsweekly, Football Digest), Reggie Johnson (Pro Football Digest), Keith Traylor (Pro Football Weekly, Football Digest). **Earl Hartman Award Winners (Broncos Most Valuable Players):** John Elway (offense), Dennis Smith (defense), Alton Montgomery (special teams). **Bob Peck Memorial Award (Most Inspirational Player):** Kenny Walker. **Bob Martin Award (For cooperation with local media):** Greg Kragen.

1990

Pro Bowl: Steve Atwater, Bobby Humphrey, Dennis Smith. **All-NFL:** Steve Atwater (College and Pro Football Newsweekly-second team), Mike Horan (College and Pro Football Newsweekly-second team). **All-AFC:** Steve Atwater (UPI, Football News), Mike Horan (UPI-second team, Football News). **Earl Hartman Award (Broncos Most Valuable Players):** Bobby Humphrey (offense), Steve Atwater (defense), Kevin Clark (special teams). **Bob Peck Memorial Award (Most Inspirational Player):** Keith Kartz. **Bob Martin Award (for cooperation with media):** Mark Jackson.

1989

Pro Bowl: John Elway, Greg Kragen, Karl Mecklenburg, Dennis Smith, David Treadwell. **All-NFL:** Mike Horan (College and Pro Football Newsweekly 2nd team), Karl Mecklenburg (AP, Pro Football Weekly, Sports Illustrated, NEA-World Almanac, Football Digest), Dennis Smith (AP 2nd team). **All-AFC:** Greg Kragen (Pro Football Weekly), Karl Mecklenburg (UPI, Pro Football Weekly, Football News), Dennis Smith (Pro Football Weekly, UPI 2nd team), David Treadwell (UPI, Pro Football Weekly, Football News). **NFL Rookie of the Year:** Bobby Humphrey (Touchdown Club of Washington, D.C.). **NFL Offensive Rookie of the Year:** Bobby Humphrey (NFL Players Association). **NFL Defensive Rookie of the Year:** Steve Atwater (Football Digest). **AFC Offensive Rookie of the Year:** Bobby Humphrey (Mackey Award). **NFL All-Rookie:** Steve Atwater (UPI, Pro Football Weekly, PFWA, College and Pro Football Newsweekly, Football Digest), Bobby Humphrey (UPI, Pro Football Weekly, PFWA, College and Pro Football Newsweekly), David Treadwell (Football Digest), Doug Widell (College and Pro Football Newsweekly, Football Digest). **Colorado Sports Hall of Fame Pro Athlete of the Year:** Bobby Humphrey. **Earl Hartman Award Winners (Broncos Most Valuable Players):** Bobby Humphrey (offense), Dennis Smith (defense), David Treadwell (special teams). **Bob Peck Memorial Award (Most Inspirational Player):** Marc Munford.

1988

Pro Bowl: Mike Horan. **All-NFL:** Mike Horan (AP, PFWA, The Sporting News, College and Pro Football Newsweekly, Sports Illustrated, World Almanac 2nd team). **All-AFC:** Mike Horan (UPI, Football News). **NFL All-Rookie:** Gerald Perry (UPI, Football Digest). **Earl Hartman Award Winners (Broncos Most Valuable Players):** John Elway and Sammy Winder (offense), Simon Fletcher (defense), Ken Bell (special teams). **Bob Peck Memorial Award (Most Inspirational Player):** Keith Bishop and Billy Bryan.

1987

Pro Bowl: Keith Bishop, John Elway, Karl Mecklenburg. **All-NFL:** Keith Bishop (Sports Illustrated, NEA-second team), John Elway (The Sporting News, NEA, AP-second team), Karl Mecklenburg (NEA, AP-second team). **All-AFC:** Keith Bishop (UPI-second team), John Elway (UPI, Pro Football Weekly, Football News), Rulon Jones (UPI-second team), Karl Mecklenburg (UPI, Pro Football Weekly, Football News). **NFL Most Valuable Player:** John Elway (AP). **AFC Most Valuable Player:** John Elway (NFLPA). **AFC Player of the Year:** John Elway (Football News). **AFC Offensive Player of the Year:** John Elway (UPI, Kansas City 101 Club). **NFL All Rookie:** Ricky Nattiel (UPI, College and Pro Football Newsweekly, Football Digest, PFWA, Pro Football Weekly). **Earl Hartman Award Winners (Broncos Most Valuable Players):** John Elway (offense), Karl Mecklenburg (defense), Ken Bell (special teams). **Bob Peck Memorial Award (Most inspirational Player):** Keith Bishop.

1986

Pro Bowl: Keith Bishop, John Elway, Rulon Jones, Karl Mecklenburg, Dennis Smith, Sammy Winder. **All-NFL:** John Elway (AP-honorable mention), Keith Bishop (AP-honorable mention), Mike Harden (AP-honorable mention), Rulon Jones (AP, Pro Football Weekly, Sports Illustrated), PFWA, The Sporting News, Football News, Football Digest, NEA-second team, Karl Mecklenburg (AP, Pro Football Weekly, Sports Illustrated, PFWA, The Sporting News, Football News, Football Digest, NEA), Dennis Smith (AP-honorable mention, Football News second team, NEA). **All-AFC:** Keith Bishop (UPI-second team, Football News), John Elway (UPI-second team), Rulon Jones (UPI, Pro Football Weekly, Football News), Karl Mecklenburg (UPI, Pro Football Weekly, Football News), Dennis Smith (Pro Football Weekly), Gerald Whitlite (UPI-second team). **AFC Defensive Player of the Year:** Rulon Jones (UPI). **AFC Player of the Year:** Karl Mecklenburg (Football News). **Colorado Sports Hall of Fame King of the Hill Award:** John Elway. **Seattle Gold Helmet Award (Professional Football Player of the Year):** John Elway. **Earl Hartman Award Winners (Broncos Most Valuable Players):** John Elway (offense), Mike Harden (defense), Darren Comeaux (special teams). **Bob Peck Memorial Award (Most Inspirational Player):** Tom Jackson.

1985

Pro Bowl: Rulon Jones, Karl Mecklenburg, Dennis Smith, Louis Wright. **All-NFL:** John Elway (AP-honorable mention), Rulon Jones (AP-2nd team, The Sporting News, Sports Illustrated), Karl Mecklenburg (AP, Sports Illustrated, PFWA, The Football News, NEA), Dennis Smith (AP-honorable mention), Louis Wright (AP honorable mention). **All-AFC:** Rulon Jones (UPI), Karl Mecklenburg (UPI), Dennis Smith (UPI-2nd team), Louis Wright (UPI). **Earl Hartman Award Winners (Broncos Most Valuable Players):** John Elway (offense), Rulon Jones (defense), Daniel Hunter (special teams). **Bob Peck Memorial Award (Most Inspirational Player):** Tom Jackson.

1984

Pro Bowl: Sammy Winder. **All-NFL:** Tom Jackson (CPFW-2nd team), Dennis Smith (Pro Football Weekly, CPFW-2nd team), Louis Wright (The Sporting News, Sports Illustrated, Pro Football Weekly, NEA-2nd team, CPFW-2nd team). **All-AFC:** Tom Jackson (Pro Football Weekly, UPI 2nd team), Dennis Smith (Pro Football Weekly, UPI-2nd team), Sammy Winder (UPI-2nd team), Louis Wright (Pro Football Weekly, UPI-2nd team). **All-Rookie:** Winford Hood (UPI), Clarence Kay (PFWA, Pro Football Weekly). **Colorado Sports Hall of Fame Pro Athlete of the Year:** Tom Jackson. **Earl Hartman Award Winners (Broncos Most Valuable Players):** Steve Watson (offense), Louis Wright (defense), Ken Woodard (special teams). **Bob Peck Memorial Award (Most Inspirational Player):** Tom Jackson. **NFL Coach of the Year:** Dan Reeves (NFL-Sports Illustrated, Pro Football Weekly, College and Pro Football Newsweekly, AFC-Kansas City 101 Club, Football News).

1983

Pro Bowl: Randy Gradishar, Louis Wright (DNP). **All-NFL:** Randy Gradishar (AP-2nd team), Louis Wright (NEA, CPFN-2nd team). **All-AFC:** Randy Gradishar (UPI-2nd team). **Earl Hartman Award Winners (Broncos Most Valuable Players):** Steve Watson (offense), Randy Gradishar (defense), Ken Woodard (special teams). **Bob Peck Memorial Award (Most Inspirational Player):** Tom Jackson.

1982

Pro Bowl: Randy Gradishar, Luke Prestridge, Rick Upchurch. **All-NFL:** Randy Gradishar (Football Digest), Luke Prestridge (AP, Football Digest), Rick Upchurch (AP, Football Digest). **All-AFC:** Randy Gradishar (UPI), Luke Prestridge (UPI). **Earl Hartman Award Winners (Broncos Most Valuable Players):** Billy Bryan (defense), Louis Wright (defense), Rick Upchurch and Rob Lytle (special teams). **Bob Peck Memorial Award (Most Inspirational Player):** Tom Jackson.

1981

Pro Bowl: Randy Gradishar, Bob Swenson, Bill Thompson, Steve Watson. **All-NFL:** Randy Gradishar (AP 2nd team, NEA-2nd team, Pro Football Weekly, The Sporting News), Bob Swenson (AP, NEA, The Sporting News). **All-AFC:** Randy Gradishar (UPI), Bill Thompson (UPI), Steve Watson (UPI), Bob Swenson (UPI-2nd team), Louis Wright (UPI-2nd team). **Earl Hartman Award Winners (Broncos Most Valuable Players):** Steve Watson (offense), Bob Swenson (defense), Jim Ryan (special teams). **Bob Peck Memorial Award (Most Inspirational Player):** Tom Jackson.

1980

All-NFL: Randy Gradishar (The Sporting News), Fred Steinfort (Pro Football Weekly, The Sporting News). **All-AFC:** Fred Steinfort (UPI). **Pro Football Weekly Golden Toe Award:** Fred Steinfort. **Earl Hartman Award Winners (Broncos Most Valuable Players):** Bill Bryan (offense), Randy Gradishar (defense), Fred Steinfort (special teams).

1979

Pro Bowl: Randy Gradishar, Tom Jackson, Rick Upchurch, Louis Wright. **All-NFL:** Randy Gradishar (PFWA, Pro Football Weekly, AP-2nd team), Rick Upchurch (PFWA, Pro Football Weekly, AP-2nd team), Louis Wright (AP, NEA, PFWA, Pro Football Weekly). **All-AFC:** Randy Gradishar (Pro Football Weekly, The Sporting News, UPI-2nd team), Bob Swenson (UPI-2nd team), Bill Thompson (UPI), Rick Upchurch (Pro Football Weekly), Louis Wright (UPI, Pro Football Weekly, The Sporting News). **Earl Hartman Award Winners (Broncos Most Valuable Players):** Craig Morton (offense), Bob Swenson (defense), Larry Canada (special teams).

1978

Pro Bowl: Lyle Alzado, Randy Gradishar, Tom Jackson, Riley Odoms, Bill Thompson, Rick Upchurch, Louis Wright. **All-NFL:** Lyle Alzado (AP), Randy Gradishar (AP, PFWA, PFW, NEA), Tom Jackson (AP), Rick Upchurch (AP, PFWA, PFW), Louis Wright (AP, PFWA, PFW, NEA). **All-AFC:** Lyle Alzado (UPI, PFW, TSN), Steve Foley (UPI), Randy Gradishar (UPI, PFW, TSN), Tom Jackson (UPI), Bill Thompson (UPI, PFW, TSN), Rick Upchurch (PFW), Louis Wright (UPI, PFW, TSN). **NFL Defensive Player of the Year:** Randy Gradishar (AP, PFW, NEA). **AFC Defensive Player of the Year:** Randy Gradishar (UPI, Kansas City 101 Club). **NFL Defensive Lineman of the Year:** Barney Chavous (*Pittsburgh Courier*). **Colorado Sports Hall of Fame Pro Athlete of the Year:** Randy Gradishar. **Earl Hartman Award Winners (Broncos Most Valuable Players):** Riley Odoms (offense), Randy Gradishar (defense), Maurice Harvey (special teams).

1977

Pro Bowl: Lyle Alzado, Randy Gradishar, Tom Jackson, Bill Thompson, Louis Wright. **All-NFL:** Lyle Alzado (AP, UPI, PFW), Randy Gradishar (AP, UPI, PFW), Tom Jackson (AP, UPI, PFW), Bill Thompson (AP). **All-AFC:** Louis Wright (PFW), Bill Thompson (PFW). **AFC Defensive Player of the Year:** Lyle Alzado (Kansas City 101 Club). **Colorado Sports Hall of Fame Pro Athlete of the Year:** Craig Morton. **Earl Hartman Award Winners (Broncos Most Valuable Players):** Craig Morton (offense), Tom Jackson (defense), Rick Upchurch (special teams). **NFL Coach of the Year:** Red Miller (AP, UPI, PFW, TSN, Football Digest, Washington Touchdown Club, Kansas City 101 Club, Columbus Touchdown Club).

1976

Pro Bowl: Otis Armstrong, Rick Upchurch. **All-NFL:** KR Rick Upchurch (AP). **Earl Hartman Award Winners (Broncos Most Valuable Players):** Riley Odoms (offense), Tom Jackson (defense), Rick Upchurch (special teams).

1975

Pro Bowl: Randy Gradishar, Riley Odoms. **All-Pro:** Riley Odoms (NEA-second team). **All-AFC:** TE Riley Odoms (AP). **Earl Hartman Award Winners (Broncos Most Valuable Players):** Bobby Maples (offense), Lyle Alzado (defense), Jim Turner (special teams).

1974

Pro Bowl: Otis Armstrong, Riley Odoms. **All-Pro:** Otis Armstrong, Riley Odoms. **Earl Hartman Award Winners (Broncos Most Valuable Players):** Otis Armstrong (offense), Tom Jackson (defense), Ken Criter (special teams).

1973

Pro Bowl: Floyd Little, Haven Moses, Riley Odoms, Paul Smith. **All-Pro:** Riley Odoms (PFWA-second team, NEA-first team), Paul Smith (PFWA-second team, NEA-second team). **All-AFC:** TE Riley Odoms (AP, UPI). **NFLPA Rookie of the Year:** Barney Chavous. **All-Rookie:** Barney Chavous (AP, UPI). **Earl Hartman Award Winners (Broncos Most Valuable Players):** Charley Johnson (offense), Paul Smith (defense). **Colorado Sports Hall of Fame Pro Athlete of the Year:** Paul Smith. **AFC Coach of the Year:** John Ralston (AP, UPI, PFWA, Kansas City 101 Club).

1972

Pro Bowl: Paul Smith. **Colorado Sports Hall of Fame Pro Athlete of the Year:** Floyd Little.

1971

Pro Bowl: Rich Jackson, Floyd Little. **All-Pro:** Floyd Little (PFWA-second team). **All-AFC:** Floyd Little (AP, UPI).

1970

Pro Bowl: Rich Jackson, Floyd Little. **All-Pro:** Rich Jackson (PFWA-first team), Floyd Little (PFWA-second team). **All-AFC:** Rich Jackson (AP, UPI), Floyd Little (AP, UPI). **Colorado Sports Hall of Fame Pro Athlete of the Year:** Rich Jackson.

1969

All-Pro: Rich Jackson (second team), Floyd Little (first team). **All-AFL:** Rich Jackson (AP, UPI, NEA), Floyd Little (AP, UPI, NEA). **AFL All-Star Game:** Dave Costa, Mike Current, Al Denson, George Goeddeke, Rich Jackson, Floyd Little.

1968

All-AFL: Rich Jackson (AP, UPI). **AFL All-Star Game:** Dave Costa, Rich Jackson, Floyd Little.

1967

All-AFL: Al Denson (NEA). **AFL All-Star Game:** Dave Costa, Al Denson, Larry Kaminski, Nemiah Wilson.

1966

All-AFL (The Sporting News): Bob Scarpitto. **AFL All-Star Game:** John Bramlett, Goose Gonsoulin, Bob Scarpitto, Jerry Sturm.

1965

All-AFL (The Sporting News): Eldon Danenhauer, Cookie Gilchrist, Lionel Taylor. **AFL All-Star Game:** Eldon Danenhauer, Cookie Gilchrist.

1964

All-AFL (The Sporting News): Willie Brown. **AFL All-Star Game:** Willie Brown, Jim Fraser, Goose Gonsoulin, Jerry Sturm.

1963

All-AFL (The Sporting News): Goose Gonsoulin. **AFL All-Star Game:** Goose Gonsoulin, Bud McFadin. **AFL Rookie of the Year:** Billy Joe (The Sporting News' Players' Poll).

1962

All-AFL (The Sporting News): Eldon Danenhauer, Goose Gonsoulin, Bud McFadin, Bob Zeman. **AFL All-Star Game:** Eldon Danenhauer, Jim Fraser, Goose Gonsoulin, Bud McFadin, Gene Mingo, Lionel Taylor, Frank Tripucka, Bob Zeman. **AFL Coach of the Year:** Jack Faulkner (AP, UPI).

1961

All-AFL (The Sporting News): Bud McFadin, Lionel Taylor. **AFL All-Star Game:** Ken Adamson, Goose Gonsoulin, Bud McFadin, Don Stone.

1960

All-AFL (The Sporting News): Goose Gonsoulin, Bud McFadin, Lionel Taylor.

BRONCOS IN THE PRO BOWL (1970-2021)

(Please see year-by-year Broncos Pro Bowlers and AFL All-Star Game participants beginning on page 359) **Current players in bold**

PLAYER	PRO BOWLS AS A BRONCO	SEASON(S) SELECTED	PLAYER	PRO BOWLS AS A BRONCO	SEASON(S) SELECTED
Lyle Alzado	2	1977-78	Glyn Milburn	1	1995
C.J. Anderson	1	2014	Anthony Miller	1	1995
Otis Armstrong	2	1974, '76	Von Miller	8	2011-12, '14-19
Steve Atwater	8	1990-96, '98	Haven Moses	1	1973
Champ Bailey	8	2004-07, '09-12	Tom Nalen	5	1997-2000, '03
Zane Beadles	1	2012	Riley Odoms	4	1973-75, '78
Keith Bishop	2	1986-87	Deltha O'Neal	1	2001
Tyrone Braxton	1	1996	Michael Dean Perry	1	1996
Michael Brooks	1	1992	Clinton Portis	1	2003
Dwayne Carswell	1	2001	Matt Prater	1	2013
Bradley Chubb	1	2020	Luke Prestridge	1	1982
Ryan Clady	4	2009, '11-12, '14	Trevor Pryce	4	1999-2002
Jay Cutler	1	2008	Bill Romanowski	2	1996, '98
Terrell Davis	3	1996-98	Emmanuel Sanders	2	2014, '16
Ryan Dawkins	2	2009, '11	Mark Schlereth	1	1998
Erlis Dumervil	3	2009, '11-12	Shannon Sharpe	7	1992-98
Jason Elam	3	1995, '98, 2001	Justin Simmons	1	2020
John Elway	9	1986, '87, '89, '91, '93-94, '96-98	Dennis Smith	6	1985-86, '89-91, '93
Ian Gold	1	2001	Detron Smith	1	1999
Randy Gradishar	7	1975, '77-79, 1981-83	Rod Smith	3	2000-01, '05
Gaston Green	1	1991	Neil Smith	1	1997
Brian Griese	1	2000	Paul Smith	2	1972-73
Chris Harris Jr.	4	2014-16, '18	Darian Stewart	1	2016
Mike Horan	1	1988	Courtland Sutton	1	2019
Bobby Humphrey	1	1990	Bob Swenson	1	1981
Rich Jackson	2	1970-71	Aqib Talib	4	2014-17
Tom Jackson	3	1977-79	Demaryius Thomas	5	2012-16
Tony Jones	1	1998	Julius Thomas	2	2013-14
Rulon Jones	2	1985-86	Billy Thompson	3	1977-78, '81
Greg Kragen	1	1989	David Treadwell	1	1989
Casey Kreiter	1	2018	Rick Upchurch	4	1976, '78-79, '82
Phillip Lindsay	1	2018	Louis Vasquez	1	2013
Floyd Little	3	1970-71, '73	T.J. Ward	2	2014-15
Brandon Lloyd	1	2010	DeMarcus Ware	2	2014-15
John Lynch	4	2004-07	Steve Watson	1	1981
Peyton Manning	3	2012-14	Casey Wiegmann	1	2008
Brandon Marshall	2	2008-09	Alfred Williams	1	1996
Ed McCaffrey	1	1998	Al Wilson	5	2001-03, '05-06
Willis McGahee	1	2011	Sammy Winder	2	1984, '86
Karl Mecklenburg	6	1985-87, '89, '91, '93	Louis Wright	5	1977-79, '83, '85
			Gary Zimmerman	3	1994-96

BRONCOS IN THE AFL ALL-STAR GAME (1960-69)

PLAYER	AFL ALL-STAR SEL. AS A BRONCO	SEASON(S) SELECTED	PLAYER	AFL ALL-STAR SEL. AS A BRONCO	SEASON(S) SELECTED
Ken Adamson	1	1961	Larry Kaminski	1	1967
John Bramlett	1	1966	Floyd Little	2	1968-69
Willie Brown	1	1964	Bud McFadin	3	1961-63
Dave Costa	3	1967-69	Gene Mingo	1	1962
Mike Current	1	1969	Bob Scarpitto	1	1966
Eldon Danenhauer	2	1962, '65	Don Stone	1	1961
Al Denson	2	1967, '69	Jerry Sturm	2	1964, '66
Jim Fraser	2	1962, '64	Lionel Taylor	1	1962
Cookie Gilchrist	1	1965	Frank Tripucka	1	1962
George Goeddeke	1	1969	Nemiah Wilson	1	1967
Goose Gonsoulin	5	1961-64, '66	Bob Zeman	1	1962
Rich Jackson	2	1968-69			

BRONCOS ALL-TIME NFL HONORS

NFL MOST VALUABLE PLAYER (AP)

2013	QB Peyton Manning	(16 starts / 450-659, 68.3%, 5,477 yds., 55 TDs, 10 INTs / 115.1 rtg.)
1998	RB Terrell Davis	(16 starts / 392 att., 2,008 yds., 5.1 avg., 21 TDs / 25 rec., 217 yds., 8.7 avg., 2 TDs)
1987	QB John Elway	(12 starts / 224-410, 54.6%, 3,198 yds., 19 TDs, 12 INTs / 66 att., 304 yds., 4.6 avg., 4 TDs)

SUPER BOWL MOST VALUABLE PLAYER

50	LB Von Miller	(6 tackles, 5 solo, 2.5 sacks, 27 yds., 2 FF, 1 PD)
XXXIII	QB John Elway	(18-29, 62.1%, 336 yds., 1 TD, 1 INT, 99.2 rtg.)
XXXII	RB Terrell Davis	(30 att., 157 yds., 5.2 avg., 3 TD / 2 rec., 8 yds.)

NFL OFFENSIVE PLAYER OF THE YEAR (AP)

1998	RB Terrell Davis	(16 starts / 392 att., 2,008 yds., 5.1 avg., 21 TDs / 25 rec., 217 yds., 8.7 avg., 2 TDs)
1996	RB Terrell Davis	(16 starts / 345 att., 1,538 yds., 4.5 avg., 13 TDs / 36 rec., 310 yds., 8.6 avg., 2 TDs)

NFL DEFENSIVE PLAYER OF THE YEAR (AP)

1978	LB Randy Gradishar	(16 starts / 286 tackles, incl. 190 solo, 4 INTs, 2 FF, 1 returned for a TD)
------	--------------------	--

BRONCOS ALL-TIME NFL HONORS, CONT.

NFL OFFENSIVE ROOKIE OF THE YEAR (AP)

2002	RB Clinton Portis	(16 gms., 12 starts / 273 att., 1508 yds., 5.5 avg., 15 TDs / 33 rec., 364 yds., 11.0 avg., 2 TDs)
2000	RB Mike Anderson	(16 gms., 12 starts / 297 att., 1487 yds., 5.0 avg., 15 TDs / 23 rec., 169 yds., 7.3 avg.)

NFL DEFENSIVE ROOKIE OF THE YEAR (AP)

2011	LB Von Miller	(15 gms., 15 starts / 64 tackles, incl. 50 solo, 11.5 sacks, -77 yds., 2 FF, 4 PD)
1991	LB Mike Croel	(13 gms., 10 starts / 84 tackles, incl. 55 solo, 10 sacks, -65 yds., 4 FF, 2 PD)

AFC OFFENSIVE PLAYER OF THE MONTH

(14 Total Winners—Award Initiated by NFL in 1986)

2013	QB Peyton Manning	December	(145-214, 67.8%, 1,755 yds., 19 TDs, 3 INTs, 116.5 rtg.)
2013	QB Peyton Manning	September	(117-156, 75.0%, 1,470 yds., 16 TDs, 0 INTs, 138.0 rtg.)
2012	QB Peyton Manning	December	(123-174, 70.7%, 1,399 yds., 11 TDs, 3 INTs, 108.4 rtg.)
2012	QB Peyton Manning	October	(77-104, 74.0%, 951 yds., 9 TDs, 1 INT, 126.7 rtg.)
2008	QB Jay Cutler	September	(102-157, 65.0%, 1,275 yds., 9 TDs, 4 INTs, 98.6 rtg.)
2001	QB Brian Griese	September	(60-93, 64.5%, 763 yds., 7 TDs, 2 INTs, 106.2 rtg.)
2000	RB Mike Anderson	December	(104 att., 516 yds., 5.0 avg., 8 TDs / 4 rec., 34 yds., 8.5 avg.)
2000	WR Rod Smith	November	(26 rec., 479 yds., 18.4 avg., 1 TD / 3 rush, 78 yds., 26 avg., 1 TD)
1998	RB Terrell Davis	October	(81 att., 512 yds., 6.3 avg., 6 TDs / 5 rec., 76 yds., 15.2 avg.)
1998	RB Terrell Davis	September	(94 att., 489 yds., 5.2 avg., 6 TDs / 4 rec., 22 yds., 5.5 avg.)
1997	QB John Elway	November	(94-149, 61.7%, 1,231 yds., 8 TDs, 0 INTs / 23 att., 60 yds., 2.6 avg.)
1997	RB Terrell Davis	September	(118 att., 605 yds., 5.1 avg., 4 TDs / 6 INTs, 31 att., 5.2 avg.)
1996	QB John Elway	October	(73-111, 65.8%, 935 yds., 10 TDs, 3 INTs / 18 att., 110 yds., 6.1 avg., 1 TD)
1996	RB Terrell Davis	September	(112 att., 573 yds., 5.1 avg., 4 TDs / 10 rec., 83 yds., 8.3 avg.)

AFC DEFENSIVE PLAYER OF THE MONTH

(12 Total Winners—Award Initiated by NFL in 1986)

2021	LB Von Miller	September	(4 sacks, -25 yds., 8 tackles)
2016	LB Von Miller	September	(5 sacks, -31 yds., 12 tackles, 1 PD, 1 FF)
2015	LB DeMarcus Ware	September	(3.5 sacks, -22.5 yds., 10 tackles)
2014	LB Von Miller	October	(7 sacks, -48.5 yds., 14 tackles, 1 PD)
2012	LB Von Miller	November	(8 sacks, -24 yds., 20 tackles, 3 FF)
2006	CB Champ Bailey	October	(3 sacks, 21 sacks, 9 PBU's)
2005	CB Champ Bailey	November	(3 INTs, 1 TD on INT return, 20 tackles, 5 PBU's)
2001	CB Deltha O'Neal	October	(6 INTs, 17 tackles)
1991	LB Simon Fletcher	December	(5 sacks, -39 yds., 15 tackles)
1989	LB Karl Mecklenburg	November	(4.5 sacks, -40 yds., 18 tackles)
1989	S Dennis Smith	October	(2 INTs, 22 tackles, 2 FF, 1 FR)
1986	DE Rulon Jones	October	(8.5 sacks, -142 yds., 33 tackles)

AFC SPECIAL TEAMS PLAYER OF THE MONTH

(9 Total Winners—Award Initiated by NFL in 1993)

2015	K Brandon McManus	October	(10-11 FGs, 5-5 PATs, 35 pts.)
2014	K Connor Barth	December	(10-11 FGs, 13-13 PATs, 43 pts.)
2013	PR/KR Trindon Holliday	September	(13 punt returns, 191 yds., 14.7 avg., 1 TD / 3 kick returns, 139 yds., 46.3 avg., 1 TD)
2011	K Matt Prater	Dec./Jan.	(6-7 FGs, 8-8 PATs, 26 pts., 11 touchbacks)
2009	PR/KR Eddie Royal	October	(13 punt returns, 134 yds., 16.8 avg., 1 TD / 5 kick returns, 158 yds., 31.6 avg., 1 TD)
2009	K Matt Prater	September	(7-9 FGs, 5-5 PATs, 26 pts., 7 touchbacks)
2005	P Todd Sauerbrun	October	(11-of-28 punts downed inside 20, 45.3 gross avg., 39.1 net avg.)
2004	KR Reuben Droughns	September	(8 kick returns, 244 yds., 30.5 avg.)
2004	K Jason Elam	November	(11-12 FGs, 5-5 PATs, 38 pts.)

NFL OFFENSIVE ROOKIE OF THE MONTH

2002	RB Clinton Portis	October	(79 att., 358 yds., 4.5 avg., 3 TDs / 11 rec., 98 yds., 8.9 avg., 1 TD)
2000	RB Mike Anderson	December	(84 att., 516 yds., 5.0 avg., 8 TDs / 4 rec., 34 yds., 8.5 avg.)
2000	RB Mike Anderson	September	(85 att., 403 yds., 4.7 avg., 3 TDs / 5 rec., 39 yds., 7.8 avg.)

NFL DEFENSIVE ROOKIE OF THE MONTH

2018	LB Bradley Chubb	October	(16 tackles, 5.5 sacks, 1 FF and 1 PD)
2011	LB Von Miller	November	(31 tackles, 4.5 sacks and 2 PD)
2004	LB D.J. Williams	December	(40 tackles, 1 sack, 1 INT., 1 FF, and 4 PD)

AFC OFFENSIVE PLAYER OF THE WEEK

(63 Total Winners—Award Initiated by NFL in 1984)

2018	RB Phillip Lindsay	Week 12	at Cincinnati	(19 att., 157 yds., 8.3 avg., 2 TDs)
2018	WR Emmanuel Sanders	Week 7	at Arizona	(6 rec., 102 yds., 17.0 avg., 1 rec. TD, 28 pass yds., 1 pass TD)
2016	QB Trevor Siemian	Week 3	at Cincinnati	(23-35, 65.7%, 312 yds., 4 TDs, 132.1 rtg.)
2016	RB Ronnie Hillman	Week 17	vs. San Diego	(15 att., 117 yds., 7.8 avg., 1 TD / 2 rec., 10 yds., 5.0 avg.)
2015	RB C.J. Anderson	Week 12	vs. New England	(15 att., 113 yds., 7.5 avg., 3 TDs / 4 rec., 40 yds., 10.0 avg.)
2015	QB Brock Osweiler	Week 11	at Chicago	(20-27, 74.1%, 250 yds., 3 TDs, 127.1 rtg.)
2014	RB C.J. Anderson	Week 17	vs. Oakland	(13 att., 87 yds., 6.7 avg., 3 TDs / 2 rec., 20 yds., 10.0 avg.)
2014	QB Peyton Manning	Week 7	vs. San Francisco	(22-26, 84.6%, 318 yds., 4 TDs, 157.2 rtg.)
2014	WR Demaryius Thomas	Week 5	vs. Arizona	(8 rec., 226 yds., 28.3 avg., 2 TDs, 105.7 rtg.)
2014	TE Julius Thomas	Week 1	vs. Indianapolis	(7 rec., 104 yds., 14.9 avg., 3 TDs)
2013	QB Peyton Manning	Week 16	at Houston	(32-51, 62.7%, 400 yds., 4 TDs, 113.2 rtg.)
2013	WR Eric Decker	Week 13	at Kansas City	(8 rec., 174 yds., 21.8 avg., 4 TDs)
2013	WR Demaryius Thomas	Week 10	at San Diego	(7 rec., 108 yds., 15.4 avg., 3 TDs)
2013	QB Peyton Manning	Week 3	vs. Oakland	(32-37, 86.5%, 374 yds., 3 TDs, 135.8 rtg.)
2013	QB Peyton Manning	Week 1	vs. Baltimore	(27-42, 64.3%, 462 yds., 7 TDs, 141.1 rtg.)
2012	QB Peyton Manning	Week 17	vs. Kansas City	(23-29, 79.3%, 304 yds., 3 TDs, 144.8 rtg.)
2012	RB Knowshon Moreno	Week 15	at Baltimore	(22 att., 118 yds., 5.4 avg., 1 TD / 2 rec., 8 yds.)
2012	QB Peyton Manning	Week 6	at San Diego	(24-30, 80.0%, 309 yds., 3 TDs, 1 TD, 129.0 rtg.)
2009	WR Brandon Marshall	Week 14	at Indianapolis	(21 rec., 200 yds., 9.5 avg., 2 TDs; *NFL rec)
2009	QB Kyle Orton	Week 5	vs. New England	(35-48, 72.9%, 330 yds., 2 TDs, 1 INT, 96.7 rtg.)
2008	TE Shannon Sharpe	Week 10	at Cleveland	(24-42, 57.1%, 447 yds., 3 TDs, 1 INT, 107.9 rtg.)
2008	WR Brandon Marshall	Week 2	vs. San Diego	(18 rec., 166 yds., 9.2 avg., 1 TD)
2005	WR Rod Smith	Week 15	at Buffalo	(11 rec., 137 yds., 12.5 avg., 1 TD)
2005	QB Jake Plummer	Week 8	vs. Philadelphia	(22-35, 62.9%, 309 yds., 4 TDs, 129.3 rtg.)
2004	QB Jake Plummer	Week 17	vs. Indianapolis	(17-30, 58.2%, 246 yds., 2 TDs, 105.7 rtg.)
2003	RB Clinton Portis	Week 14	vs. Kansas City	(22 att., 218 yds., 9.9 avg., 5 TDs / 2 rec., 36 yds., 18.0 avg.)
2003	TE Shannon Sharpe	Week 11	vs. San Diego	(7 rec., 101 yds., 14.4 avg., 3 TDs)
2003	QB Jake Plummer	Week 3	vs. Oakland	(14-21, 66.7%, 197 yds., 2 TDs, 128.5 rtg.)
2002	TE Shannon Sharpe	Week 7	at Kansas City	(12 rec., 214 yds., 17.8 avg., 2 TDs; *NFL TE rec.)
2001	QB Brian Griese	Week 1	vs. N.Y. Giants	(21-29, 72.4%, 330 yds., 3 TDs, 144.3 rtg.)
2000	RB Mike Anderson	Week 14	at New Orleans	(37 att., 251 yds., 6.8 avg., 4 TDs; *NFL rookie rec.)
2000	RB Mike Anderson	Week 13	at Seattle	(30 att., 195 yds., 6.5 avg., 2 TDs / 2 rec., 14 yds.)
1999	RB Olandis Gary	Week 15	vs. Seattle	(22 att., 183 yds., 8.3 avg., 2 rec., 16 yds.)
1999	QB Brian Griese	Week 6	vs. Green Bay	(19-31, 61.3%, 363 yds., 2 TDs, 1 INT, 110.0 rtg.)
1998	RB Terrell Davis	Week 17	vs. Seattle	(29 att., 178 yds., 6.1 avg. / 2 rec., 17 yds., 1 TD)

BRONCOS ALL-TIME NFL HONORS, CONT.

1998	QB John Elway	Week 14	vs. Kansas City	(22-32, 68.8%, 400 yds., 2 TDs, 1 INT, 119.3 rtg.)
1998	RB Terrell Davis	Week 8	vs. Jacksonville	(31 att., 136 yds., 4.4 avg., 3 TDs / 5 rec., 76 yds.)
1998	RB Terrell Davis	Week 5	vs. Philadelphia	(20 att., 168 yds., 8.4 avg., 2 TDs)
1996	RB Terrell Davis	Week 5	vs. Dallas	(25 att., 191 yds., 8.3 avg., 3 TDs)
1997	QB John Elway	Week 10	vs. Seattle	(19-30, 63.3%, 349 yds., 2 TDs, 112.1 rtg.)
1997	RB Terrell Davis	Week 4	vs. Cincinnati	(27 att., 215 yds., 8.0 avg., 1 TD / 2 rec., 13 yds.)
1996	RB Terrell Davis	Week 12	at New England	(32 att., 154 yds., 4.8 avg., 2 TDs / 4 rec., 56 yds., 1 TD)
1996	RB Terrell Davis	Week 8	vs. Baltimore	(28 att., 194 yds., 6.9 avg., 2 TDs / 3 rec., 19 yds.)
1995	QB John Elway	Week 17	at Oakland	(24-41, 58.5%, 320 yds., 2 TDs, 1 INT, 89.5 rtg.)
1995	WR Anthony Miller	Week 7	vs. Oakland	(7 rec., 149 yds., 21.3 avg., 2 TDs)
1995	QB John Elway	Week 9	vs. Washington	(30-47, 63.8%, 327 yds., 2 TDs, 98.4 rtg.)
1994	QB John Elway	Week 3	vs. Seattle	(30-41, 73.2%, 349 yds., 2 TDs, 114.8 rtg.)
1993	TE Shannon Sharpe	Week 15	vs. Kansas City	(10 rec., 65 yds., 6.5 avg., 3 TDs)
1993	QB John Elway	Week 12	vs. Pittsburgh	(18-25, 72%, 276 yds., 1 TD, 121.4 rtg.)
1993	QB John Elway	Week 10	at Cleveland	(17-23, 73.9%, 244 yds., 3 TDs, 147.5 rtg.)
1992	QB John Elway	Week 5	vs. Kansas City	(23-38, 60.5%, 311 yds., 2 TDs, 104.2 rtg.)
1992	QB John Elway	Week 1	vs. L.A. Raiders	(10-24, 41.7%, 171 yds., 1 INT, 49.1 rtg.)
1991	RB Gaston Green	Week 12	at Minnesota	(26 att., 158 yds., 6.1 avg. / 1 rec., 9 yds.)
1989	WR Vance Johnson	Week 16	vs. Seattle	(6 rec., 154 yds., 25.7 avg., 2 TDs)
1989	QB John Elway	Week 4	vs. L.A. Rams	(18-35, 51.4%, 344 yds., 2 TDs, 104.9 rtg.)
1988	QB John Elway	Week 13	vs. L.A. Rams	(21-36, 58.3%, 272 yds., 3 TDs, 1 INT, 98.4 rtg.)
1988	RB Tony Dorsett	Week 2	vs. San Diego	(23 att., 113 yds., 4.9 avg., 1 TD)
1987	RB Joe Duke	Week 5	vs. L.A. Raiders	(23 att., 128 yds., 5.6 avg., 2 TDs)
1986	QB John Elway	Week 1	vs. Seattle	(22-32, 68.8%, 338 yds., 4 TDs, 1 INT, 129.9 rtg.)
1986	QB John Elway	Week 13	vs. Cincinnati	(18-27, 64.7%, 228 yds., 3 TDs, 113.4 rtg.)
1986	QB John Elway	Week 8	vs. Seattle	(22-32, 68.8%, 338 yds., 4 TDs, 1 INT, 129.9 rtg.)
1984	QB John Elway	Week 10	vs. New England	(26-40, 65%, 315 yds., 3 TDs, 1 INT, 103.6 rtg.)
1984	QB Gary Kubiak	Week 9	at L.A. Raiders	(21-34, 61.8%, 206 yds., 1 TD, 88.6 rtg.)

AFC DEFENSIVE PLAYER OF THE WEEK

(36 Total Winners—Award Initiated by NFL in 1984)

2021	CB Pat Surtain II	Week 12	vs. L.A. Chargers	(5 tackles, 4 solo, 2 INT, 70 yds., 1 TD, 2 PD)
2019	DE Monte Jones	Week 16	at Houston	(3 tackles, 3 solo, 2 sacks, 13.5 pts.)
2019	S Kareem Jackson	Week 14	at Houston	(11 tackles, 6 solo, 4 INT, 4 yds., 3 PD)
2018	LB Von Miller	Week 11	at L.A. Chargers	(1 tackle, 1 sack, 1 INT, 41 yds.)
2016	CB Bradley Roby	Week 8	vs. San Diego	(7 tackles, 4 solo, 1 INT, 51 yds., TD, 2 PD)
2016	LB Von Miller	Week 2	vs. Indianapolis	(7 tackles, 5 solo, 3 sacks, 20 yds., 1 PD, 1 FF)
2015	DE Derek Wolfe	Week 8	vs. Green Bay	(7 tackles, 3 solo)
2015	S T.J. Ward	Week 4	vs. Minnesota	(6 tackles, all solo, 2 sacks, 18 yds., 1 FF)
2014	CB DeMeco Ryde	Week 8	vs. Baltimore	(5 tackles, incl. 5 solo, 1 INT, 51 yds., TD, 2 PD)
2014	CB Aqib Talib	Week 15	vs. San Diego	(8 tackles, incl. 4 solo, 1 INT, 4 yds., 3 PD)
2013	CB D. Rodgers-Cromartie	Week 8	vs. Washington	(6 tackles, incl. 4 solo, 1 INT, 75 yds., TD, 3 PD)
2012	LB Von Miller	Week 11	vs. San Diego	(6 tackles, all solo, 3 sacks, -29 yds., 2 FF)
2012	LB Wesley Woodyard	Week 8	vs. New Orleans	(13 tackles, incl. 9 solo, 1 sack, -12 yds., 1 INT, 8 yds., 2 PD, 1 FF)
2012	CB Tracy Porter	Week 1	vs. Pittsburgh	(8 tackles, all solo, 1 INT, 43 yds., TD, 5 PD)
2011	LB Von Miller	Week 11	vs. N.Y. Jets	(10 tackles, incl. 9 solo, 1 INT, 1.5 sacks, -12 yds., 1 PD)
2009	CB Champ Bailey	Week 4	vs. Dallas	(8 tackles, all solo, 1 INT, 3 yds., 4 PD)
2007	DE Champ Bailey	Week 14	vs. Kansas City	(6 tackles, all solo, 3 sacks, 2 yds., 1 FF)
2005	S John Lynch	Week 17	at San Diego	(7 tackles, inc. 5 solo, 2 sacks, -12 yds., 2 FF)
2005	LB Al Wilson	Week 4	at Jacksonville	(6 tackles, inc. 4 solo, 1 sack, -2 yds., 2 FF)
2004	LB D.J. Williams	Week 16	at Tennessee	(7 tackles, incl. 5 solo, 1 INT, 10 yds., 3 PD)
2001	CB Denard Walker	Week 7	vs. New England	(6 tackles, incl. 5 solo, 2 INT, 39 yds., 1 TD)
2001	CB Deltha O'Neal	Week 4	vs. Kansas City	(2 tackles, both solo, 4 INT, 69 yds., 2 PD, <i> tied NFL rec.</i>)
2000	QB Terrell Buckley	Week 6	at San Diego	(6 tackles, both solo, 1 INT, 64 yds., 2 PD)
1999	CB Brent Cate	Week 11	vs. Oakland	(11 tackles, incl. 8 solo, 3 sacks, 16 yds.)
1998	CB Darrin Gordon	Week 13	at San Diego	(4 tackles, incl. 3 solo, 2 INT, 34 yds., 1 FR)
1998	CB Ray Crockett	Week 3	at Oakland	(5 tackles, all solo, 2 INT, 105 yds., 80-yd. TD, 2 PD)
1997	LB John Mobley	Week 6	vs. New England	(15 tackles, incl. 12 solo, 1 INT, 13 yds., 1 TD, 1 FR)
1996	DE Alfred Williams	Week 3	vs. Tampa Bay	(3 tackles, all solo, 2 sacks, -14 yds., 2 FF, 1 FR)
1991	S Steve Atwater	Week 3	vs. Seattle	(7 tackles, incl. 6 solo, 1 INT, 1 yd., 1 FR)
1989	NT Greg Kragen	Week 10	at Kansas City	(6 tackles, incl. 5 solo, 1 sack, 4 yds., 1 FF)
1987	LB Karl Mecklenburg	Week 13	vs. New England	(8 tackles, incl. 7 solo, 1 INT, 25 yds., 1 FF)
1986	CB Mike Harden	Week 9	at L.A. Raiders	(5 tackles, incl. 4 solo, 2 INT, 64 yds., 40-yd. TD, 3 PD)
1986	LB Karl Mecklenburg	Week 4	vs. New England	(11 tackles, incl. 9 solo, 2 sacks, -23 yds.)
1985	LB Karl Mecklenburg	Week 13	at Pittsburgh	(6 tackles, all solo, 4 sacks, -18 yds.)
1985	CB Louis Wright	Week 11	vs. San Diego	(3 tackles, all solo, 1 INT, 16 yds., 60-yd. blocked FG ret. TD in OT)
1984	S Steve Foley	Week 7	vs. Green Bay	(8 tackles, incl. 5 solo, 1 INT, 20 yds., 22-yd. FR for TD)

AFC SPECIAL TEAMS PLAYER OF THE WEEK

(31 Total Winners—Award Initiated by NFL in 1993)

2021	K Brandon McManus	Week 14	vs. Detroit	(1-1 FGs, 52, 5-5 PAT, 8 pts.)
2020	WR Dontae Spencer	Week 14	at Carolina	(83-yard punt return touchdown)
2020	K Brandon McManus	Week 6	vs. New England	(franchise record 6-6 FGs, 45, 44, 27, 52, 20, 54)
2020	K Brandon McManus	Week 4	at N.Y. Jets	(3-3 FGs, 40/54/53 — 50+ both in 4th Qtr.; 4-4 PATs)
2016	S Justin Simmons	Week 10	vs. New Orleans	(Blocked PAT that led to game-winning defensive two-point conversion)
2013	K Matt Prater	Week 14	vs. Tennessee	(3-3 FGs, 25/25/25, 2-2 PATs, 11 pts.; game-winner in OT)
2013	PR/KR Trindon Holliday	Week 2	at N.Y. Giants	(1 KOR, 121 yds., 30.3 avg., 1 TD)
2012	PR/KR Trindon Holliday	Week 9	at Cincinnati	(2 KOR, 119 yds., 59.5 avg., 1 TD)
2012	K Matt Prater	Week 4	vs. Oakland	(3-3 FGs, 21/43/53, 4-4 PAT, 13 pts., 8 KO for touchdown)
2011	K Matt Prater	Week 14	vs. Chicago	(2-3 FGs, 59/51, 1-1 PAT, 7 pts., 2 KO for touchdown)
2011	PR/KR Eddie Royal	Week 9	at Oakland	(1 PR, 85 yds., 85.0 avg., 1 TD)
2009	K Matt Prater	Week 12	vs. N.Y. Giants	(4-4 FGs, 26/32/47/24, 2-2 PAT, 14 pts., 5 KO for touchdown)
2009	PR/KR Eddie Royal	Week 11	vs. Cleveland	(3 PR, 175 yds., 15.9 avg., 1 TD, 5 KO, 158 yds., 31.6 avg.)
2008	K Matt Prater	Week 5	vs. Tampa Bay	(3-3 FGs, 55/40/21, 1-1 PAT, 10 pts., 4 KO for touchdown)
2007	PR Glenn Martinez	Week 11	vs. Tennessee	(2 PR, 80 yds., 40.0 avg., 80-yd. PR for a TD)
2007	K Jason Elam	Week 2	vs. Oakland	(3-4 FGs, 23/20/23, 2-2 PAT, 11 pts.; <i>game-winner in OT</i>)
2005	P Todd Sauerbrun	Week 2	vs. New England	(7 punts, 366 yds., 52.3 avg., 46.9 net., 2 IN20, 66LG)
2004	K Jason Elam	Week 4	at Tampa Bay	(3-3 FGs, 49/50/23, 1-1 PAT, 10 pts.; <i>game-winner</i>)
2004	PK Micah Knorr	Week 1	vs. Kansas City	(2 punts, 113 yds., 56.5 avg., 43.3 net., 1 IN20, 66LG, 6 KO for TB)
2003	K Jason Elam	Week 15	vs. Cleveland	(3-3 FGs, 51/36/25, 2-2 PATs, 11 pts.; <i>game-winner in OT</i>)
2001	P Tom Rounn	Week 9	vs. San Diego	(6 punts, 319 yds., 53.2 avg., 52.3 net., 5 IN20, 62LG)
2000	LB Ian Gold	Week 11	vs. Oakland	(blocked a punt and returned it 12 yds. for a TD, 2 tackles)
1999	K Jason Elam	Week 9	at San Diego	(4-4 FGs, 24/41/44/55, 3-3 PATs, 15 pts.)
1998	KR Vaughn Hebronn	Week 16	at Miami	(4 KOR, 158 yds., 39.5 avg., 95-yd. blocked punt for a TD)
1998	KR Vaughn Hebronn	Week 9	at Cincinnati	(6 KOR, 161 yds., 26.8 avg., blocked a punt)
1996	K Jason Elam	Week 8	vs. Jacksonville	(3-3 FGs, 31/32/65, 4-4 PATs, 13 pts.; <i>NFL rec.</i>)
1997	PR Darrin Gordon	Week 11	vs. Carolina	(3-3 PR, 165 yds., 15.8 avg., 2 TDs, 15 pts.; <i> tied NFL rec.</i>)
1995	KR Glyn Milburn	Week 11	vs. Seattle	(404 total yds., 13.8 rush, 45 rec., 95 PR, 33 KOR; <i>NFL rec.</i>)
1995	KR Glyn Milburn	Week 12	vs. San Diego	(2 PR, 20 yds., 10.0 avg., 4 KOR, 177 yds., 44.3 avg.)
1994	DE Shane Dronett	Week 14	at Kansas City	(Blocked 37-yd. FG attempt with 4:02 remaining to forced OT)
1993	RB Reggie Rivers	Week 15	vs. Kansas City	(1 tackle, blocked a punt to set up go-ahead TD in 4th)

RETIRED JERSEY NUMBERS

The Denver Broncos have retired three jersey numbers in their 61-year history: the No. 7 worn by quarterback John Elway (1983-98), the No. 18 worn by quarterback Frank Tripucka (1960-63) and the No. 44 worn by running back Floyd Little (1967-75). The most recent addition was Elway's, retired on Sept. 13, 1999, in a ceremony at halftime of the Broncos' season-opening game vs. Miami.



John Elway

John Elway, who wore number 7 from 1983-98, led the Broncos to five Super Bowl appearances and two World Championships and retired ranked second in nearly every all-time NFL passing category. Inducted into the Pro Football Hall of Fame in 2004, he passed for 51,475 yards and 300 touchdowns in his 16-year career and retired as the all-time winningest starting quarterback in NFL history with a career mark of 148-82-1 (.643).

Elway was named Most Valuable Player of Super Bowl XXXIII, leading Denver to its second consecutive World Championship with a 34-19 defeat of the Atlanta Falcons, becoming the first player in NFL history to close his career by earning Super Bowl MVP honors in his final game. His image was forged early in his career as he developed a reputation for leading the Broncos to victory against seemingly insurmountable odds. Elway directed the Broncos on an NFL-record 47 fourth-quarter or overtime, game-winning or game-saving drives in his legendary career. Elway was inducted into the Denver Broncos' Ring of Fame in 1999—the first inductee for whom the customary five-year waiting period was waived. *The only other players to wear No. 7 in franchise history were quarterbacks Mickey Slaughter (1963-66) and Craig Morton (1977-82).*

7



Frank Tripucka

Frank Tripucka, who wore number 18 from 1960-63, was Denver's first quarterback and helped lay the foundation for the club's future success. One of the original Broncos, Tripucka played in the American Football League All-Star Game in 1962 and passed for 7,676 yards in his Denver career. His best statistical season came in 1960 when he completed 248-of-478 passes (51.9%) for 3,038 yards with 24 touchdowns.

Tripucka's career passing total still ranks eighth in franchise history, and his single-game record of 447 yards at Buffalo on Sept. 15, 1962, remained the franchise record until broken in 2000. He ranks eighth in completions (662) and sixth in attempts (1,277) as well as eighth in touchdown passes (51) in club history while also guiding Denver to its first .500 season with a 7-7 mark in 1962. Tripucka was inducted into the Broncos' Ring of Fame in 1986. *(Quarterback Peyton Manning is also recognized for wearing the No. 18 from 2012-15; Tripucka gave Manning his blessing to wear his retired number.)*

18



Floyd Little

Floyd Little, who wore number 44 from 1967-75 with the Denver Broncos as well as during his legendary college career at Syracuse, retired as the Broncos' all-time career leader in rushing yards (6,323) and total touchdowns (54). He held both marks until 1998 when they were eclipsed by Terrell Davis, and he was the club's all-time leader in career combined yardage (12,173) until he was passed by Rod Smith in 2006.

Inducted into the Pro Football Hall of Fame in 2010, Little was All-AFL in 1969, played in two AFL All-Star Games (1968, '69) and was named to three Pro Bowls (1970-71, '73). When Little retired, he ranked seventh in NFL history in career rushing yards. He joined the Broncos in 1967 as the club's No. 1 draft choice, becoming the first No. 1 pick to sign with the team in its eight-year history. During his career, Little helped the Broncos to their first winning seasons in 1973 and '74 with back-to-back 7-5-2 and 7-6-1 marks, and he retired in 1975 with Denver just two years away from its first Super Bowl appearance. He was inducted into the club's Ring of Fame as part of its inaugural class in 1984. *The only other players to wear No. 44 in franchise history were defensive back Miller Farr in 1965 and halfback Bruce Starling in 1963.*

44

BRONCOS IN THE PRO FOOTBALL HALL OF FAME

JOHN ELWAY, QB

INDUCTED: 2004

Full Bio appears on p. 653



Quarterback **John Elway** was the Broncos' first inductee into the Pro Football Hall of Fame to have spent his entire career with the club, playing a franchise-record 16 seasons (1983-1998). Elected on Jan. 31, 2004, and inducted on Aug. 8, 2004, as a "first-ballot" Hall of Famer, Elway is arguably the best quarterback to have played the game.

A nine-time Pro Bowl choice who retired as the NFL's all-time leader in wins (148) among quarterbacks, Elway capped his career with back-to-back World Championships and started in five Super Bowls. Elway, who ranks sixth in NFL history in career passing yards (51,475) and seventh in touchdown passes (300), holds an NFL-record 47 fourth-quarter or overtime game-winning or game-tying drives.

GARY ZIMMERMAN, T

INDUCTED: 2008

Full Bio appears on p. 667



Tackle **Gary Zimmerman** was the second Pro Football Hall of Fame inductee to have spent a primary portion of his career with the Denver Broncos. Elected on Feb. 2, 2008, and inducted on Aug. 2, 2008, Zimmerman played five seasons in Denver from 1993-97, helping the Broncos win Super Bowl XXXII during the 1997 campaign for the club's first-ever World Championship. One of a handful of players named to two NFL All-Decade Teams (1980s and '90s) and a seven-time Pro Bowl selection who started all 184 career games played, Zimmerman joined the Broncos in a trade from Minnesota on Aug. 24, 1993, after playing his first seven years with the Vikings.

Zimmerman started all 76 career games played with Denver and earned three Pro Bowl selections (1994-96) as a key component of offenses that led the NFL in total yards twice (1996-97).

FLOYD LITTLE, RB

INDUCTED: 2010

Full Bio appears on p. 656



Running Back **Floyd Little**, elected to the Pro Football Hall of Fame on Feb. 6, 2010, and inducted on Aug. 7, 2010, spent all nine of his professional seasons with the Broncos from 1967-75 and ranked seventh on the NFL's all-time rushing list (6,323 yards) and eighth on its all-time combined yards list (12,173 yards) at the time of his retirement. Selected by Denver with the sixth overall pick in the 1967 draft from Syracuse University, Little was the first No. 1 draft choice to sign with the Broncos and made five All-Star appearances (3 Pro Bowls, 2 AFL All-Star) with the team.

Little led the Broncos in rushing for a club-record seven consecutive seasons from 1967-73, including 1971 when he captured the NFL's rushing crown with 1,133 yards. His eight years with at least 1,000 combined yards tied for second in league history at the time of his retirement.

SHANNON SHARPE, TE

INDUCTED: 2011

Full Bio appears on p. 662



Tight end **Shannon Sharpe** became the third former Bronco to be elected to the Pro Football Hall of Fame in three seasons when he was selected on Feb. 5, 2011. Inducted into the Hall of Fame on Aug. 6, 2011, Sharpe played 12 seasons for the Broncos (1990-99, 2002-03) and two years with the Ravens (2000-01), winning three Super Bowls and finishing his career as the NFL's all-time leader in receptions (815), receiving yards (10,060) and receiving touchdowns (62) by a tight end.

Selected by Denver in the seventh round of the 1990 NFL Draft, Sharpe set a league record at his position with eight Pro Bowls (7 as a Bronco) and was named to the 1990s NFL All-Decade Team. A four-time first-team Associated Press All-Pro, Sharpe participated in more overall wins (137) than any tight end in NFL history.

TERRELL DAVIS, RB

INDUCTED: 2017

Full Bio appears on p. 652



Running back **Terrell Davis** became the fifth former Bronco to be elected to the Pro Football Hall of Fame when his selection was announced on Feb. 4, 2017. The Broncos' all-time leading rusher, Davis rushed for at least 1,000 yards in each of his first four seasons, including the 1998 campaign in which he totaled the fourth-most rushing yards (2,008) in a season in NFL history to earn league MVP honors. That year, he also set a club record with 21 rushing scores.

The three-time Pro Bowl and first-team All-Pro selection (1996-98) finished his career with a franchise-record 7,607 rushing yards and 60 rushing touchdowns on 1,655 carries (4.6 avg.) in 78 regular-season games (77 starts) as a key member of the Broncos' back-to-back Super Bowl championship teams (1997-98).

CHAMP BAILEY, CB

INDUCTED: 2019

Full Bio appears on p. 651



Cornerback **Champ Bailey** became the first defensive player in franchise history to make the Pro Football Hall of Fame when he was selected as a first-ballot inductee on Feb. 2, 2019. Bailey played 10 seasons with the Broncos from 2004-13 and five years with the Washington Redskins from 1999-2003.

Bailey was selected to 12 Pro Bowls during his career to tie for the third-most in history among defensive players. A member of the 2000s NFL All-Decade Team as chosen by the Pro Football Hall of Fame Selectors, Bailey also was named to the Associated Press All-Pro Team five times (1st Team: 2004-06; 2nd Team: 2000, '12). He began his career starting 99 consecutive regular-season games and made the most starts (212) among league cornerbacks during his 15 NFL seasons.

PAT BOWLEN, OWNER

INDUCTED: 2019

Full Bio appears on p. 651



Owner **Pat Bowlen** became the 15th principal owner to be elected to the Pro Football Hall of Fame when he was selected on Feb. 2, 2019. During Bowlen's 35 seasons as owner (1984-2019), the Broncos tied for the second-best win percentage (.596 / 354-240-1) in the NFL and the fourth-best mark among all 122 major North American pro sports teams. The Broncos also made as many Super Bowl appearances (7) as losing seasons under Bowlen.

In addition to his role with the Broncos, Bowlen was heavily involved in the growth of professional football through his dedication at the league level. Bowlen served a combined 91 seasons on 15 different NFL committees—the third most ever by an owner—including a role as role chairman of both the NFL Management Council Executive Committee and the NFL Broadcasting Committee.

STEVE ATWATER, S

ELECTED: 2020

Full Bio appears on p. 650



Safety **Steve Atwater** became the second defensive player in Broncos history elected to the Pro Football Hall of Fame who spent a significant portion of his career with the team when he was selected on Feb. 1, 2020. Atwater played the first 10 seasons of his 11-year career with the Broncos after being selected by the club in the first round (20th overall) of the 1989 NFL Draft from the University of Arkansas.

A first-team selection for the 1990s NFL All-Decade Team, Atwater's eight career Pro Bowl selections are the second most by a player in Broncos history. In 167 career regular-season games (166 starts), Atwater totaled 1,357 tackles (857 solo), 24 interceptions (408 yds.), five sacks (34 yds.), 13 forced fumbles and nine fumble recoveries.

JOHN LYNCH, S

ELECTED: 2021

Full Bio appears on p. 657



Safety **John Lynch** became third defensive player in Broncos history selected to the Pro Football Hall of Fame who spent a meaningful portion of his career with the team when he was chosen on Feb. 6, 2021. Lynch, a nine-time Pro Bowler and a four-time Associated Press All-Pro selection, played 15 NFL seasons, including his first 11 years (1993-2003) with the Tampa Bay Buccaneers and his final four years (2004-07) with the Broncos.

Lynch was inducted into the Buccaneers Ring of Honor and Broncos Ring of Fame in 2016, earning the rare distinction of being inducted into the Ring of Honor/Fame with two NFL teams.

PEYTON MANNING, QB

ELECTED: 2021

Full Bio appears on p. 657



Quarterback **Peyton Manning** became the second quarterback in Broncos history who spent a significant part of his career with the team when he was elected to the Pro Football Hall of Fame on Feb. 6, 2021. The only five-time Most Valuable Player in NFL history (2003-04, '08-09, '13), he played 18 seasons with Indianapolis (1998-2011) and Denver (2012-15).

Manning is one of two quarterbacks in league history to win a Super Bowl with two franchises (Indianapolis – SB XL1; Denver – SB 50) while also helping the Colts and Broncos to Super Bowls XLIV and XLVIII, respectively. He helped the Broncos to the most wins (55) and highest winning percentage (.764) of any team in the NFL while capturing four AFC West Division titles, two AFC Championships and a Super Bowl victory during his four years with the team.

OTHER PRO FOOTBALL HALL OF FAME MEMBERS WITH BRONCOS TIES

- **CB Willie Brown** (Inducted 1984): Played for the Broncos from 1963-66 and was named All-American Football League in 1964 before being traded to Oakland and playing 12 seasons with the Raiders.
- **S Brian Dawkins** (Inducted 2017): A 2000s All-Decade performer; spent his first 13 seasons with Philadelphia before playing for the Broncos during his final three years from 2009-11. Pro Bowler twice with Denver (2009, '11). All-American Football League in 1964 before being traded to Oakland and playing 12 seasons with the Raiders.
- **RB Tony Dorsett** (Inducted 1994): Best known for his brilliant 11-year tenure with the Dallas Cowboys, he ended his playing career in Denver from 1988-89 and finished his career second on the all-time rushing list with 12,739 yards.
- **Fred Gehrke** (Hall of Fame Pioneer Award, 1972): A 16-year team employee and Broncos General Manager from 1977-80.
- **Stan Jones** (Inducted 1991): Honored for 12-year playing career; Denver's defensive line coach for 18 years (1967-'71, '76-88).
- **CB Ty Law** (Inducted 2018): A 2000s All-Decade performer, spent his first 10 seasons (1995-2004) with New England. Ended his career playing seven games for the Broncos in 2009.
- **Doak Walker** (Inducted 1986): Honored for his six-year playing career; Coached Denver's wide receivers in 1966.

BRONCOS RING OF FAME PROFILES



The Denver Broncos Ring of Fame, which is displayed on the Level 5 façade of Empower Field at Mile High, was created by late Owner Pat Bowlen in 1984 to honor former players and administrators who played significant roles in the franchise's history.

A total of 35 individuals have been honored as Ring of Famers, including former head coach Mike Shanahan who was elected in 2020 (2021 induction ceremony).

Inductees of the distinguished membership are also featured on 8-foot bronze and steel pillars in Ring of Fame Plaza at Empower Field at Mile High.

DENVER BRONCOS RING OF FAME

Name	Pos.	Years	Inducted	Name	Pos.	Years	Inducted
Peyton Manning	QB	2012-15	2021	Dennis Smith	S	1981-94	2001
Mike Shanahan	Coach	'84-87, '89-91, '95-08	2020	John Elway	QB	1983-98	1999
Champ Bailey	CB	2004-13	2019	Louis Wright	CB	1975-86	1993
Red Miller	Coach	1977-80	2017	Tom Jackson	LB	1973-86	1992
Jason Elam	K	1993-2007	2016	Randy Gradishar	LB	1974-83	1989
Simon Fletcher	LB	1985-95	2016	Craig Morton	QB	1977-82	1988
John Lynch	S	2004-07	2016	Haven Moses	WR	1972-81	1988
Pat Bowlen	Owner	1984-2019	2015	Jim Turner	K	1971-79	1988
Dan Reeves	Coach	1981-92	2014	Billy Thompson	S	1969-81	1987
Rick Upchurch	WR/Ret.	1975-83	2014	Charley Johnson	QB	1972-75	1986
Gene Mingo	HB/K	1960-64	2014	Paul Smith	DT	1968-78	1986
Tom Nalen	C	1994-2008	2013	Frank Tripucka	QB	1960-63	1986
Rod Smith	WR	1994-2007	2012	Gerald H. Phipps	Owner	1961-81	1985
Shannon Sharpe	TE	1990-99, '02-03	2009	"Goose" Gonsoulin	S	1960-66	1984
Terrell Davis	RB	1995-2002	2007	Rich Jackson	DE	1967-72	1984
Steve Atwater	S	1989-98	2005	Floyd Little	RB	1967-75	1984
Gary Zimmerman	T	1993-97	2003	Lionel Taylor	WR	1960-66	1984
Karl Mecklenburg	LB	1983-94	2001				



STEVE ATWATER

6-3 • 217 • ARKANSAS

YEAR INDUCTED: 2005

YEARS WITH BRONCOS: 1989-98

SAFETY




STEVE ATWATER 1989-98
27

Steve Atwater, a 2020 Pro Football Hall of Fame inductee, was chosen as the 20th member of the Broncos' Ring of Fame in 2005 after a brilliant 10-year career with the club from 1989-98. Regarded as one of the toughest safeties in the NFL during his playing days, Atwater was voted to a franchise record-tying seven consecutive Pro Bowls from 1990-96, and his eight career Pro Bowl selections are the second most by a player in Broncos history. Selected by the Broncos in the first round (20th overall) of the 1989 NFL Draft from the University of Arkansas, Atwater was a consensus All-Rookie selection and was named NFL Defensive Rookie of the Year by *Football Digest* during his first professional season on a club that advanced to Super Bowl XXIV. He went on to serve as a key leader on the Broncos' back-to-back Super Bowl championship teams from 1997-98 and was voted an All-Pro by the Associated Press from 1991-92 and in 1996. He started all 155 regular-season games he played with Denver, a total that ranks 10th in franchise history. Atwater also recorded 24 interceptions that rank ninth in Denver history and 408 interception return yards that rank seventh in club annals. He led the Broncos in tackles during two seasons (1993 and '95) and finished second on the club in that category five times during his career. Atwater's play against Green Bay in Super Bowl XXXII, a game in which he totaled six tackles, one sack, one forced fumble and two pass breakups, was instrumental in Denver winning its first-ever World Championship. The safety ranks second to only John Elway in career postseason starts by a Bronco as he started all 14 playoff appearances, including three Super Bowls and four AFC Championship Games. Atwater, who was a three-time All-Southwest Conference selection and a two-time All-American at Arkansas, played one season with the New York Jets in 1999 following his Broncos career.



ATWATER'S NFL CAREER RECORD

Games	Starts	Solo	Assist	Total	Sacks	Int.	Yds.	Avg.	TD
167	166	854	502	1,356	5.0	24	408	17.0	1



CHAMP BAILEY

NEW INDUCTEE

BRONCOS RING OF FAME

YEAR INDUCTED: 2019

YEARS WITH BRONCOS: 2004-13


CORNERBACK

Champ Bailey was inducted as the 33rd member of the Broncos' Ring of Fame in 2019—the same season he became the first defensive player in franchise history to be selected to the Pro Football Hall of Fame. Bailey played 10 seasons with the Broncos from 2004-13 and five years with the Washington Redskins from 1999-2003. He was selected to 12 Pro Bowls during his career to tie for the third-most in history among defensive players. A member of the 2000s NFL All-Decade Team as chosen by the Pro Football Hall of Fame Selectors, Bailey also was named to the Associated Press All-Pro Team five times (1st Team: 2004-06; 2nd Team: 2000, '12). In 215 career regular-season games, Bailey totaled 983 tackles (837 solo), 52 interceptions (464 yds.), 235 passes defended, three sacks (26 yds.), nine forced fumbles and five fumble recoveries. Bailey also started 10-of-11 career postseason contests and added 34 tackles (30 solo), two interceptions (105 yds.) and 10 passes defended. He began his career starting 99 consecutive regular-season games and made the most starts (212) among league cornerbacks during his 15 NFL seasons. Bailey's 52 interceptions were the most among NFL cornerbacks during his career (third among all players). That total included a career-best 10 interceptions in 2006, which marked the second-highest single-season total in Broncos history and propelled him to a second-place finish in the AP's NFL Defensive Player of the Year voting. In all, Bailey was a member of six playoff teams (1999, 2004-05, '11-13), five division champions (1999, 2005, '11-13) and one Super Bowl team (2013). Selected by the Redskins with the seventh overall pick in the 1999 NFL Draft from the University of Georgia, Bailey played his first five seasons with Washington before being acquired by Denver in a trade on March 4, 2004.



BAILEY'S NFL CAREER RECORD

Games	Starts	Solo	Assist	Total	Sacks	Int.	Yds.	Avg.	TD
215	212	806	96	902	3.0	52	464	8.9	4



PAT BOWLEN

YEAR INDUCTED: 2015

YEARS WITH BRONCOS: 1984-2019

OWNER

Late Broncos Owner Pat Bowlen was elected as the newest member of the team's Ring of Fame in 2015—his 32nd season with the franchise. One of two owners and one of just three non-players elected to the Ring of Fame, Mr. Bowlen guided the Broncos to an unprecedented period of success during his three-plus decades in Denver. A member of the Pro Football Hall of Fame Class of 2019, Mr. Bowlen was the first owner in NFL history to achieve 300 overall victories during his first 30 seasons. Mr. Bowlen has totaled 333 regular-season wins, 21 winning seasons and 18 playoff appearances since he purchased the team in 1984. The Broncos are the only NFL team to post at least 90 wins in each of the last three decades while posting the fewest losing seasons (7) during that span. Mr. Bowlen's seven Super Bowl appearances rank second all-time among NFL owners. The Broncos' back-to-back titles in 1997 and '98, along with Denver's Super Bowl 50 win in 2015, make him one of just seven owners in history with at least three World Championships. Denver's success and recognition nationally was confirmed by a 2014 Harris poll that named the Broncos "America's Team." Locally, the Broncos operated with the best homefield advantage in the NFL during Mr. Bowlen's ownership, ranking first in the league in home winning percentage (.711 / 199-81). The team also sold out every regular season and playoff contest as part of the team's NFL-record 403-game sellout streak dating back to 1970. In addition to his unmistakable impact with the Denver Broncos, Mr. Bowlen had a profound influence on the growth of the NFL. He served on 15 league committees during his ownership, helping negotiate record-breaking television contracts and ensuring years of labor peace with several extensions to the NFL's Collective Bargaining Agreement. Mr. Bowlen's championship mentality—to be "No. 1 in everything"—included an unwavering commitment to the community. As chairman of the board of Denver Broncos Charities, he donated more than \$25 million to charitable organizations in the Denver area since the inception of that fund in 1993. Pat Bowlen earned degrees in both business (1965) and law (1968) from the University of Oklahoma. After successful careers in oil, gas and real estate, he purchased the Denver Broncos in 1984.





TERRELL DAVIS

5-11 • 210 • GEORGIA

YEAR INDUCTED: 2007

YEARS WITH BRONCOS: 1995-2002

RUNNING BACK



30

A member of the Pro Football Hall of Fame Class of 2017, Terrell Davis was inducted as the 21st member of the Ring of Fame in 2007 after establishing himself as the Denver Broncos' all-time leading rusher while spending his entire eight-year career with the team from 1995-2002. Selected by the Broncos in the sixth round (196th overall) of the 1995 NFL Draft from the University of Georgia, Davis rushed for at least 1,000 yards in each of his first four seasons, including the 1998 campaign in which he totaled the fourth-most rushing yards (2,008) in a season in NFL history to earn league MVP honors. That year, he also set a club record with 21 rushing scores. The three-time Pro Bowl and first-team All-Pro selection (1996-98) finished his career with a franchise-record 7,607 rushing yards and 60 rushing touchdowns on 1,655 carries (4.6 avg.) in 78 regular-season games (77 starts) as a key member of the Broncos' back-to-back Super Bowl championship teams (1997-98). His 101.7-yard rushing average in all games played (incl. postseason) trails only Pro Football Hall of Famer Jim Brown. Davis owns three of the top-five single-season rushing outputs in Broncos annals as well as the club's single-season scoring record for a non-kicker (138 pts., 1998). In the postseason, Davis was equally as impressive, totaling at least 100 rushing yards in seven of his eight career playoff appearances, including his 157-yard, three-rushing touchdown performance against Green Bay in Super Bowl XXXII to earn game MVP honors. He averaged an NFL-record (min. 5 games) 142.5 rushing yards per game in the postseason for his career, totaling a club-record 1,140 rushing yards on 204 carries (5.6 avg.) with 12 touchdowns. Davis, who played his first collegiate season at Long Beach State before transferring to Georgia, ranks first in Broncos history in career 100-yard rushing games (41), first in rushing touchdowns (60), second in overall touchdowns (65) and second in yards from scrimmage (8,887).



DAVIS NFL CAREER RECORD

RUSHING						RECEIVING					
Games	Starts	No.	Yds.	Avg.	LG	TD	No.	Yds.	Avg.	LG	TD
78	77	1,655	7,607	4.6	71t	60	169	1,280	7.6	35	5



JASON ELAM

5-11 • 194 • HAWAII

YEAR INDUCTED: 2016

YEARS WITH BRONCOS: 1993-2007

KICKER



1

Jason Elam, who played the first 15 seasons (1993-2007) of his 17-year NFL career with the Broncos, is the franchise's all-time leader in field goals (395) and points (1,786)—both representing the second-highest totals in NFL history for a single team (K Jason Hanson, Det.). A three-time Pro Bowl selection (1995, '98, '01) and 2001 NFL Special Teams Player of the Year, Elam played in a team-record 250 combined games (236 reg. season / 14 postseason) for the Broncos. He was part of 152 combined wins—the second-highest total in team history behind quarterback John Elway (163)—including the Broncos' back-to-back Super Bowl victories in 1997 and 1998. In addition to kicking 24 game-winning or game-saving field goals as a Bronco, Elam finished his career with the team ranked eighth in NFL history in regular-season field goal percentage (80.6 / 395-of-490) and playoff field goal percentage (83.3 / 15-of-18). He also finished his Broncos career ranked second in league history in 50-yard field goals (37), including a 63-yard kick against Jacksonville on Oct. 25, 1998, that tied the NFL record. Including his two final NFL seasons with Atlanta (2008-09), Elam finished his career making 436-of-540 (80.7%) field goals and 675-of-679 (99.4%) PATs for 1,983 points. He set an NFL mark with 16 consecutive seasons scoring 100-plus points, and his 263 consecutive games (every contest of his career) with a point was the second-longest streak in league history at the time of his retirement. Elam was selected by the Broncos in the third round (70th overall) of the 1993 NFL Draft from the University of Hawaii, where he converted 79 career field goals to finish one shy of the then-NCAA record. A graduate of Brookwood High School in Snellville, Ga., Elam was born on March 8, 1970.



ELAM'S NFL CAREER RECORD

PAT CONVERSIONS			FIELD GOALS			
Games	No.-Att.	Pct.	No.-Att.	Pct.	LG	Pts.
263	675-679	99.4	436-540	80.7	63	1,983



JOHN ELWAY
 6-3 • 215 • STANFORD
 YEAR INDUCTED: 1999
 YEARS WITH BRONCOS: 1983-98
QUARTERBACK





John Elway, a two-time Super Bowl champion as a player, a member of the Hall of Fame Class of 2004 and the most accomplished player in Denver Broncos history, was elected to the franchise's Ring of Fame in 1999. The only player for whom the customary wait for Ring of Fame induction was waived, Elway finished his magnificent career completing 4,123-of-7,250 passes (56.9%) for 51,475 yards with 300 touchdowns and 226 interceptions. A starter in five Super Bowls overall, Elway capped his playing days with Super Bowl XXXIII Most Valuable Player honors after helping the Broncos capture the second of back-to-back World Championships following the 1998 season. Elway, who retired as the NFL's all-time winningest starting quarterback (148-82-1 / 643) was voted to a franchise-record nine Pro Bowl appearances (1986, '87, '89, '91, '93, '94, '96, '97 and '98) and as a starter six times. He was the NFL's Most Valuable Player in 1987 and AFC Player of the Year in 1993. Elway was named the Edge NFL Man of the Year for 1992 and was inducted into the Colorado Sports Hall of Fame in 1999 while also being named to the NFL's All-Decade team for the 1990s (first team). He generated 4,771 of the 5,806 points (82.2%) scored by the Broncos during his 16-year tenure with the club. Elway ranked No. 1 in NFL history in fourth-quarter, game-winning or game-saving drives with 47 (46-0-1 record) and had 36 career 300-yard passing games in the regular season. He started 2,595 drives as a pro and was replaced just 10 times due to injury (.039%). Elway's No. 7 jersey was retired on Sept. 13, 1999. Selected as the No. 1 overall pick in the 1983 NFL Draft, Elway concluded his collegiate career at Stanford University with five major NCAA Division I-A records and nine major Pacific-10 Conference marks.



ELWAY'S NFL CAREER RECORD

Games	Starts	Att.	Comp.	Yards	Pct.	TD	INT	LG	Rtg.
234	231	7,250	4,123	51,475	56.9	300	226	86	79.9



SIMON FLETCHER
 6-6 • 240 • HOUSTON
 YEAR INDUCTED: 2016
 YEARS WITH BRONCOS: 1985-95
LINEBACKER




Simon Fletcher spent his entire 11-year NFL career (1985-95) with the Broncos and finished as the franchise's all-time sack leader with 97.5 quarterback takedowns—a record that wasn't surpassed until 2018 by Von Miller. A member of the Broncos' 50th Anniversary Team, Fletcher never missed a game in his career, setting a team mark by appearing in 172 consecutive contests. At the conclusion of his career, Fletcher was tied for 13th on the NFL's all-time sack list. Including his six quarterback takedowns in the postseason, he totaled 103.5 for the Broncos to become just the 11th player in NFL history to reach 100 combined sacks for a single team. In addition to leading the Broncos in sacks for seven consecutive seasons (1988-94), Fletcher still owns three of the Top 7 single-season sack totals in team history. Fletcher joined Pro Football Hall of Fame defensive end Reggie White as the only players to record double-digit sack totals in five consecutive years from 1989-93. His 66 sacks during that span trailed only White (67) among his NFL counterparts. Fletcher set an NFL record by posting a sack in 10 consecutive games from 1992-93—a mark that he currently shares with former Broncos linebacker DeMarcus Ware (2007-08 w/Dallas). Along with his sack totals, Fletcher accounted for 851 career tackles (530 solo), two interceptions, 21 forced fumbles and 10 fumble recoveries. A starter on three AFC Championship teams (1986-87, '89), he totaled 42 tackles (36 solo) and six sacks (23 yds.) in 12 career postseason games. Fletcher was selected by the Broncos in the second round (54th overall) of the 1985 NFL Draft from the University of Houston. He started 33-of-37 games played for the Cougars, accounting for 14 career sacks and 30 tackles for a loss. A graduate of Bay City (Texas) High School, Fletcher was born on Feb. 18, 1962.



FLETCHER'S NFL CAREER RECORD

Games	Starts	Sacks	Int.	Yds.	FF	FR
172	143	97.5	2	8	21	10



AUSTIN "GOOSE" GONSOULIN

6-3 • 210 • BAYLOR
YEAR INDUCTED: 1984

YEARS WITH BRONCOS: 1960-66

SAFETY



23

Austin "Goose" Gonsoulin was one of the four original Ring of Fame inductees in 1984 and was recognized for his splendid play at safety for seven seasons. Gonsoulin was one of the original Broncos from the 1960 season and was one of three original Broncos still with the team at the start of his final year with the club in 1966. At the end of his Broncos career, he was the all-time American Football League leader in interceptions with 43 and still ranks second in club history in that category. His 11 pickoffs in 1960 as a rookie are still a Denver club record, and he shares the team and NFL record for interceptions in a game with four, a feat he accomplished on Sept. 18, 1960, at Buffalo. He also had three interceptions in a game against Kansas City on Oct. 11, 1964. Gonsoulin led the Broncos in interceptions four times in his career, including in consecutive seasons from 1962-63, and currently ranks fifth in club history with 542 career interception return yards. He was an All-AFL choice in 1960, '62 and '63 while also being named to the AFL All-Star Game from 1961-64 and in '66. His amazing durability and toughness enabled him to start 61 consecutive games at one point in his career. Gonsoulin played one season with San Francisco in 1967 after his Broncos career concluded. A native of Port Arthur, Texas, he was captain of his college team at Baylor University.



GONSOULIN'S NFL CAREER RECORD

Games	Starts	Sacks	Int.	Yds.	Avg.	TD
108	N/A	N/A	46	551	12.0	2



RANDY GRADISHAR

6-3 • 233 • OHIO STATE
YEAR INDUCTED: 1989


YEARS WITH BRONCOS: 1974-83

LINEBACKER



53

Randy Gradishar was the only Ring of Fame inductee in 1989 in recognition of his outstanding 10-year career (1974-83) at linebacker for the Broncos. He was among the 15 finalists for the Pro Football Hall of Fame balloting in 2003 and 2008 as well as one of the 25 semifinalists for the Class of 2004, 2005, 2006 and 2007. Gradishar earned seven Pro Bowl selections, a total that was the most by a Bronco at the end of his career (currently ties for fourth), and he is the Broncos' all-time leader in tackles with 2,049. He led the Broncos in tackles for a franchise-record nine consecutive years from 1975-83 and averaged 222 tackles per season during that stretch. His 286 tackles during the 1978 campaign still stand as the Broncos' single-season record. Selected by the Broncos in the first round (14th overall) of the 1974 NFL Draft, Gradishar never missed a game, playing in 145 in a row. He accounted for 33 turnovers (20 INTs, 13 FR) during his 10-year career, and that total tied for the fourth most by an NFL linebacker in that span. Voted the NFL Defensive Player of the Year in 1978 by AP, UPI, *Pro Football Weekly* and NEA (George Halas Award), Gradishar helped the Broncos to four playoff berths (1977-79, '83), two division titles (1977-78) and an appearance in Super Bowl XII during the 1977 season. His teammates also voted him defensive MVP in 1978 and '80. While at Ohio State, Gradishar was referred to by Head Coach Woody Hayes as "the best linebacker I ever coached at Ohio State." A three-year starter for the Buckeyes and a consensus All-American as a senior, Gradishar received Academic All-America honors in college. He was president of the Denver Broncos Youth Foundation from 1982-92 and was inducted into the College Football Hall of Fame in 1998.



GRADISHAR'S NFL CAREER RECORD

Games	Starts	Tackles	Sacks	Int.	Yds.	Avg.	TD	Fum. Rec.	Fum TD	Def. TD
145	134	2,049	19.5	20	335	16.8	3	13	1	4



RICH JACKSON

6-3 • 255 • SOUTHERN

YEAR INDUCTED: 1984

YEARS WITH BRONCOS: 1967-72

DEFENSIVE END




1967-87

Rich Jackson was one of the four original Ring of Famers who were inducted in 1984 and was recognized for his six outstanding seasons with the Broncos from 1967-72. He was considered by many as the best defensive end in professional football during his prime. Known as "Tombstone," Jackson was the first Bronco to be named to the All-NFL first team in 1970. His 43 sacks as a Bronco were the most by any player in club history at the conclusion of his career. He entered the AFL in 1966 with Oakland, playing in five games, before spending the next six seasons with Denver after the Broncos acquired him in a trade. Jackson posted his career high in quarterback sacks in 1969 with 11 and had 10 sacks in both '68 and '70. He was voted All-AFL in 1968 and '69 in addition to starting in the 1970 Pro Bowl. He made the Pro Bowl again in 1971 despite playing in only seven games due to a knee injury that eventually forced him out of football. That season, he was graded by the Broncos' coaches as the team's most efficient tackler as he made the stop on 97 percent of his opportunities. Tabbed the Colorado Sports Hall of Fame Pro Athlete of the Year in 1970, Jackson played the first four games of the 1972 season with the Broncos before being traded to Cleveland for a 1973 third-round draft choice (Paul Howard). He played in each of the final 10 games for the Browns in 1972 during his final NFL season. He was a standout end at Southern University on both sides of the ball and also was the NAIA shot-put champion.



JACKSON'S NFL CAREER RECORD

Games	Starts	Sacks	Int.	Yds.	Avg.	TD
82	N/A	N/A	0	0	0.0	0




TOM JACKSON

5-11 • 220 • LOUISVILLE

YEAR INDUCTED: 1992

YEARS WITH BRONCOS: 1973-86

LINEBACKER



1973-86

Tom Jackson was the only player inducted into the Denver Broncos Ring of Fame in 1992. "TJ" always was one of the most popular players among his teammates, who voted him most inspirational player six consecutive seasons (1981-86). Selected by the Broncos in the fourth round (88th overall) of the 1973 NFL Draft from the University of Louisville, Jackson finished his 14-year career (1973-86) having played the most games in Broncos history at 191 and currently stands fourth on that list. He also finished his career tied for second in games started by a Bronco with 177 (currently tied for fourth) and is one of only five Broncos to wear the Denver uniform for at least 14 seasons. Jackson, who started every possible game in a season seven times for his career, made three consecutive Pro Bowl appearances from 1977-79 and was named first-team All-Pro twice (1977-78). He also was named by his teammates as Denver's defensive MVP in 1974, '76 and '77. The linebacker helped the Broncos to six playoff berths (1977-79, '83-84, '86), four division titles (1977-78, '84, '86) and two Super Bowls (XII in 1977, XXI in '86). He was a key member of the 1977 squad that posted a 12-2 regular-season record en route to earning the franchise's first-ever playoff berth and advancing to Super Bowl XII against the Cowboys. Jackson is tied with fellow Ring of Famer Randy Gradishar for the most interceptions in Broncos history by a linebacker with 20, a career total that currently ties for the 10th highest by any player in club annals. His seven interceptions in 1976 mark the highest single-season total by a linebacker in Broncos history. Jackson finished among Denver's top five tacklers during 11 consecutive seasons from 1974-84 and recorded a career-high 169 stops in 1980. Upon his retirement following the 1986 season, he was fifth on the Broncos' all-time sack list with 44 and currently is 10th on that chart. Jackson joined the Broncos after a standout career at Louisville, where he was a three-time all-conference selection.



JACKSON'S NFL CAREER RECORD

Games	Starts	Sacks	Int.	Yds.	Avg.	TD
191	177	44.0	20	340	17.0	3



CHARLEY JOHNSON

6-1 • 200 • NEW MEXICO STATE

YEAR INDUCTED: 1986

YEARS WITH BRONCOS: 1972-75

QUARTERBACK



12

Charley Johnson was one of three inductees into the Denver Broncos Ring of Fame in 1986 along with fellow quarterback Frank Tripucka and defensive end Paul Smith. Johnson came to Denver in 1972 from Houston in exchange for a third-round draft choice, and the trade at that time was regarded as the most important in franchise history. He quarterbacked the Broncos to their first winning season (7-5-2 in 1973), a landmark moment in the first 14 years of club annals. Johnson set a Broncos record for passing accuracy in 1974 by completing 55.7 percent of his attempts. He made the All-AFC team picked by UPI and *Pro Football Weekly* after the 1973 season while being chosen by his teammates as the Broncos' most valuable offensive player. Johnson once threw for 445 yards in a game (vs. Kansas City, 11/18/74), marking the second-highest single-game passing total in team history at the time, and recorded four 300-yard passing games for his career. He also threw a touchdown pass in 10 consecutive games from 1973-74. He finished his Broncos career with 7,238 passing yards, which currently rank ninth in team history, and 52 touchdown passes, which currently rank seventh in club annals. He had a 20-18-3 (.524) record as a starter with Denver and averaged an impressive 7.46 yards per pass attempt. A draft choice of the St. Louis Cardinals, Johnson played his first professional season with that club in 1961 and set many passing records during nine years with the team. He was traded to Houston before the 1970 season and was with the Oilers for two years before joining the Broncos. Johnson was a star quarterback at New Mexico State University, where he led his team to two Sun Bowl titles.



JOHNSON'S NFL CAREER RECORD

Games	Starts	Att.	Comp.	Yards	Pct.	TD	INT	LG	Rtg.
165	124	3,392	1,737	24,410	51.2	170	181	90t	69.2



FLOYD LITTLE

5-10 • 196 • SYRACUSE

YEAR INDUCTED: 1984

YEARS WITH BRONCOS: 1967-75

RUNNING BACK



44

Floyd Little, named to the Pro Football Hall of Fame Class of 2010, was one of the four original Denver Broncos Ring of Fame inductees from 1984 and joins John Elway and Frank Tripucka as one of three Broncos whose jersey number is retired. A first-round (sixth overall) draft choice of the Broncos in 1967 from Syracuse University, Little was the first No. 1 draft pick ever signed by the Broncos and was widely regarded as "The Franchise" for much of his nine-year career in which he established himself as Denver's first serious threat at running back. A Pro Bowl participant from 1970-71 and in '73, Little twice played in the AFL All-Star Game (1968-69) and was named the Colorado Sports Hall of Fame Pro Athlete of the Year in 1972. He finished his Broncos career ranked No. 1 on the franchise's all-time list for rushing attempts (1,641), rushing yards (6,323) and rushing touchdowns (43), and he now ranks second in each behind Terrell Davis. Among professional football players from 1967-75, only O.J. Simpson totaled more rushing yards than Little, who also posted the fourth-most rushing scores in football during that time. He led Denver in rushing for seven consecutive seasons from 1967-73, marking the longest such streak in club history, and at the time of his retirement ranked seventh in NFL annals in career rushing yards. In 1971, Little led the NFL in rushing with a career-best 1,133 yards after capturing the AFC rushing crown a year earlier with 901 yards in 1970. He set a Broncos career record with 54 total touchdowns (43 rush, 9 rec., 2 ret.) that currently rank fourth on their all-time list while finishing his career third on their all-time scoring list with 324 points (currently 10th). He also set a team record with 12,173 career all-purpose yards, a mark that stood until Rod Smith passed him in 2006, and finished his career as the Broncos' all-time leader in career kickoff return yards (2,523—currently second). A three-time All-American at Syracuse, Little followed in the footsteps of Jim Brown and Ernie Davis as a superstar tailback for the Orangemen. He shattered most of the records set by his predecessors, rushing for 2,704 yards, totaling 582 receiving yards, returning punts for 845 yards and kickoffs for 797 yards, and recording 19 passing yards—for a total of 4,947 yards.



LITTLE'S NFL CAREER RECORD

RUSHING							RECEIVING					KICK RETURNS				
Games	Starts	No.	Yds.	Avg.	LG	TD	No.	Yds.	Avg.	LG	TD	No.	Yds.	Avg.	LG	TD
117	93	1,641	6,323	3.9	80t	43	215	2,418	11.2	74	9	104	2,523	24.3	89	0



JOHN LYNCH

6-2 • 220 • STANFORD

YEAR INDUCTED: 2016

YEARS WITH BRONCOS: 2004-07

SAFETY



47

John Lynch played four seasons (2004-07) with the Broncos and was named to the Pro Bowl in each year he played for the franchise. He joined cornerbacks Champ Bailey and Aqib Talib as the only three players in Broncos history to make the Pro Bowl in each of their first four years with the club. Elected to the Pro Football Hall of Fame in 2021, Lynch was selected to nine total Pro Bowls (4 with Denver; 5 with Tampa Bay), trailing only Hall of Famer Ken Houston (10) among safeties in league history. Lynch helped Denver's defense rank No. 8 overall in total defense from 2004-07 while producing 304 tackles (215 solo), seven sacks, three interceptions, 26 passes defensed, nine forced fumbles and one fumble recovery. He joined 2017 Pro Football Hall of Fame inductee Brian Dawkins as the only NFL safeties during that span to post seven sacks and nine forced fumbles. After setting a career high with 10 passes defensed in his first year with the Broncos in 2004, Lynch established personal bests with four sacks and four forced fumbles in 2005 to become the first safety since Rod Woodson in 1992 to reach those totals in a single season. Denver's defense in 2005 allowed the fewest points per game (16.1) by the franchise in 14 years, helping the team to a 13-3 record and an AFC West Division title.



Lynch came to the Broncos after 11 seasons in Tampa Bay, where he was a four-time Associated Press All-Pro selection (1999-2002) and helped the franchise to a victory in Super Bowl XXXVII. He was inducted into the Buccaneers' Ring of Honor in 2016. Lynch was selected by Tampa Bay in the third round (82nd overall) of the 1993 NFL Draft from Stanford University, where he received first-team All-Pacific-10 Conference honors as a senior. He attended Torrey Pines High School in Del Mar, Calif., and was born on Sept. 25, 1971.

LYNCH'S NFL CAREER RECORD

Games	Starts	Sacks	Int.	Yds.	FF	FR
224	191	13.0	26	204	15	9



PEYTON MANNING

6-5 • 230 • TENNESSEE

YEAR INDUCTED: 2021

YEARS WITH BRONCOS: 2012-15

QUARTERBACK



18

Peyton Manning, the only five-time Most Valuable Player in NFL history (2003-04, '08-09, '13), played 18 seasons with Indianapolis (1998-2011) and Denver (2012-15). He was elected to the Pro Football Hall of Fame and the Broncos Ring of Fame in 2021. A member of the 2000s NFL All-Decade Team and the NFL 100th Anniversary All-time Team, Manning was chosen to the Associated Press All-Pro team 10 times (7x first team; 3x second team) and selected to the Pro Bowl 14 times. He was also twice named the NFL Offensive Player of the Year (2004, '13) as well as Super Bowl XLI MVP. In Manning's four seasons in Denver, he helped the Broncos to the most wins (55) and highest winning percentage (.764) of any team in the NFL while capturing four AFC West Division titles, two AFC Championships and a victory in Super Bowl 50 following his final professional season in 2015. No player threw more touchdowns (151) in the regular season/playoffs combined from 2012-2015 than Manning, who ranked third in the league in overall passer rating (99.6) as well as fourth in both overall passing yards (19,062) and completions (1,639) during that period. In 2013, he posted the most prolific season of any quarterback in NFL history en route to earning his fifth MVP award.



Manning, who helped the Broncos to their first Super Bowl appearance in 15 years that season, set NFL single-season records for touchdown passes (55) and passing yards (5,477) while leading the highest-scoring offense (606 pts., 37.9 PPG) in NFL history. His first season with the Broncos in 2012 saw him earn the Associated Press' Comeback Player of the Year award for his remarkable return to the field from a neck injury that forced him to miss the 2011 season. Manning, who received permission from Frank Tripucka's family to wear No. 18, is recognized inside Empower Field at Mile High as one of the club's retired numbers. The number one pick in the 1998 NFL Draft, Manning is also a member of the College Football Hall of Fame Class of 2017 for his distinguished career at the University of Tennessee.

MANNING'S NFL CAREER RECORD

Games	Starts	Att.	Comp.	Yards	Pct.	TD	INT	LG	Rtg.
266	265	9,380	6,125	71,940	65.3	539	251	86t	96.5



KARL MECKLENBURG

6-3 • 240 • MINNESOTA

YEAR INDUCTED: 2001

YEARS WITH BRONCOS: 1983-94

LINEBACKER



Karl Mecklenburg joined the Denver Broncos Ring of Fame in 2001 after establishing himself as one of the most outstanding defensive players in franchise history during his 12-year career from 1983-94. Mecklenburg overcame long odds to achieve greatness after being drafted by the Broncos in the 12th round from the University of Minnesota in 1983—the 310th player chosen. After playing defensive end during his first professional season, Mecklenburg was converted to linebacker in 1984. He became a starter by his third season in 1985 and went on to start 141 career games, a total that includes all 16 games in a year during five different campaigns. His 180 career games played with Denver placed him fifth on the club's all-time list at the end of his tenure with the team (currently ninth). Mecklenburg was voted to play in six Pro Bowls (1985-87, '89, '91, '93), a total that ties for the fifth highest by a player in team history. He was named All-AFC and All-NFL four times (1985-87, '89) and was tabbed the 1986 AFC Player of the Year by *Football News*. Mecklenburg helped Denver to seven postseason appearances (1983-84, '86-87, '89, '91, '93), five division titles (1984, '86-87, '89, '91) and three Super Bowl berths (XXI in 1986, XXII in '87, XXIV in '89). He finished his career with 1,145 tackles (787 solo) as well as a franchise-record 79 sacks. Mecklenburg's career high of 13 sacks came in 1985 and (then a franchise single-season record), and he posted eight seasons with at least seven sacks. He recorded 11 multiple-sack games and is the only player in team annals to record four sacks in a game twice in his career. Mecklenburg posted 100 tackles in a season six times, including a career and team-high 143 stops in 1989. Mecklenburg began his collegiate career at Augustana (S.D.) College before transferring to Minnesota, where he earned second-team All-Big Ten honors as a senior in 1982.



MECKLENBURG'S NFL CAREER RECORD

Games	Starts	Solo	Assist	Total	Sacks	Int.	Yds.	Avg.	TD
180	141	787	358	1,145	79.0	5	128	25.6	0



RED MILLER


YEAR INDUCTED: 2017

YEARS WITH BRONCOS: 1977-80

HEAD COACH



Red Miller was elected to the Broncos Ring of Fame in 2017, joining Dan Reeves as the only two coaches in team history to receive the prestigious honor. Hired as the eighth head coach in Broncos history on Feb. 1, 1977, Miller compiled a 40-22 (.645) regular-season record and a 2-3 (.400) playoff mark from 1977-80. He never had a losing record in his four seasons with the Broncos, tying for the fourth-most regular-season wins (40) in the NFL during his head coaching tenure—a figure that ranks fourth in Broncos history. Miller's 1977 squad posted a 12-2 record and won Denver's first-ever AFC West title, wrestling it away from the defending Super Bowl-champion Oakland Raiders. After earning their first-ever playoff berth, the Broncos went on to beat the Raiders in the AFC Championship Game and advanced to their first Super Bowl. Despite losing to the Dallas Cowboys 27-10 in Super Bowl XII, Miller was named 1977 NFL Coach of the Year by the Associated Press and K.C. 101 Club. The Broncos finished the 1978 season with a 10-6 record and won its second consecutive AFC West crown before losing in the divisional playoffs to the eventual Super Bowl-champion Pittsburgh Steelers. Denver finished 10-6 in 1979 to qualify for the playoffs for a third consecutive year before posting an 8-8 mark in 1980, Miller's final season. Miller's teams were fueled by the famed Orange Crush defense, which allowed an NFL-low 15.0 points per game from 1977-80.





GENE MINGO

6-2 • 216 • UNITED STATES NAVY

YEAR INDUCTED: 2014

YEARS WITH BRONCOS: 1960-64

HALFBACK/KICKER



21

Gene Mingo, who played five seasons with the club (1960-64), was one of three inductees into the Ring of Fame in 2014, becoming the fourth "original Bronco" to receive the honor. During the first four seasons (1960-63) in Broncos history, Mingo ranked third in professional football with 375 total points, trailing only Pro Football Hall of Fame running back Paul Hornung (396 pts.) and Patriots Hall of Fame wide receiver/kicker Gino Cappelletti (448 pts.). He led the American Football League in scoring on two occasions—producing 123 points (6 TDs, 18 FGs, 33 PATs) in Denver's inaugural 1960 season and 137 points (4 TDs, 27 FGs, 32 PATs) as an AFL All-Star selection in 1962. A multi-talented weapon during the formative years of the franchise, Mingo appeared in 59 career games for the Broncos and totaled 185 rushes for 777 yards (4.2 avg.) with eight touchdowns on the ground and 47 catches for 399 yards (8.5 avg.) with three touchdowns through the air. He also completed 6-of-18 passes for 200 yards with two touchdowns and one interception. On special teams, he connected on 72-of-119 field goals (60.5%) and 111-of-116 extra points (95.7%) for the Broncos and returned 18 punts for 214 yards (11.9 avg.) with one touchdown along with 34 kickoffs for 742 yards (21.8 avg.). He returned a punt 76 yards for a touchdown in the first regular-season AFL game—a 13-10 Broncos victory against the Boston Patriots on Sept. 9, 1960. Mingo later served as an honorary captain for Denver's "Legacy Game" against the Patriots on Oct. 11, 2009, commemorating the franchise's 50th season. A pioneer as the first African-American placekicker in professional football history, Mingo finished his career playing in a combined 71 games for Oakland (1964-65), Miami (1966-67), Washington (1967) and Pittsburgh (1969-70).



MINGO'S NFL CAREER RECORD

RUSHING						PUNT RETURNS					KICKING			
Games	Starts	No.	Yds.	Avg.	LG TD	No.	Yds.	Avg.	LG TD	No.-Att.	Pct.	LG	Pts.	
130	N/A	185	777	4.2	82 8	18	214	11.9	76† 1	112-219	51.1	53	551	



CRAIG MORTON

6-4 • 214 • CALIFORNIA

YEAR INDUCTED: 1988

YEARS WITH BRONCOS: 1977-82

QUARTERBACK



7

Craig Morton was one of three Broncos Ring of Fame inductees in 1988 along with fellow teammates Haven Moses and Jim Turner. Morton, who joined the Broncos from the New York Giants in a 1977 trade, was Denver's starting quarterback for most of the period from 1977-82 and led the team to its first postseason and Super Bowl berth (XII vs. Dallas) in 1977 when he guided the Broncos to a 12-2 regular-season record and home playoff wins against Pittsburgh and Oakland that year. Morton, who played for the Cowboys from 1965-74, earned a variety of awards for his performance in 1977, including AFC Most Valuable Player honors after ranking fourth in the league in passer rating (82.0). During his career with Denver, he led the team to two division titles (1977-78) and three playoff berths (1977-79). Morton finished his Broncos career ranked first in passing yards (11,895 - currently third), touchdown passes (74 - currently third), pass attempts (1,594 - currently fifth), completions (907 - currently fifth) and total offense (12,155 - currently fourth). His 41 career regular-season wins as the Broncos' starting quarterback mark the second-highest total in club history, and his .641 winning percentage as Denver's signal caller (41-23) is the fourth best in franchise annals. In 1981, the quarterback led the NFL with an 8.50 yards per attempt average, a figure that stands as the highest single-season total in Broncos history, and threw for a career-high 3,195 yards. Morton once completed 16 consecutive passes in a game and had a streak of nine consecutive games with a touchdown pass. He was a consensus All-American at the University of California, where he also starred in baseball.



MORTON'S NFL CAREER RECORD

Games	Starts	Att.	Comp.	Yards	Pct.	TD	INT	LG	Rtg.
203	144	3,786	2,053	27,908	54.2	183	187	95†	73.5



HAVEN MOSES

6-2 • 208 • SAN DIEGO STATE

YEAR INDUCTED: 1988

YEARS WITH BRONCOS: 1972-81

WIDE RECEIVER



25

Haven Moses was inducted into the Denver Broncos Ring of Fame in 1988 as part of a three-member class that included quarterback Craig Morton and kicker Jim Turner. Moses played 10 seasons for the Broncos from 1972-81 as one of their primary wide receivers after joining the team from Buffalo, where he played his first four professional seasons. He finished his Broncos career ranked third in receptions (302 - currently 11th) and receiving yards (5,450 - currently ninth) while tying for first in receiving touchdowns with 44 (currently tied for fifth). His yards-per-reception average for his Denver career was 18.0, which marks the highest career mark in franchise history, and he averaged more than 19 yards per catch in three consecutive seasons from 1976-78. Moses, who helped Denver to three playoff berths (1977-79), two division titles (1977-78) and its first-ever Super Bowl berth (XII vs. Dallas during the 1977 season), was a key member of the first winning season in Broncos history in 1973 (7-5-2) when he caught a career-high eight touchdown passes to earn Pro Bowl honors. In 1979, he had career bests in receptions (54) and receiving yards (943). Moses was a two-year letterman and an All-American as a wide receiver and defensive back at San Diego State University.



MOSES' NFL CAREER RECORD

Games	Starts	Rec.	Yds.	Avg.	LG	TD
199	N/A	448	8,091	18.1	76t	56



TOM NALEN

6-3 • 286 • BOSTON COLLEGE

YEAR INDUCTED: 2013

YEARS WITH BRONCOS: 1994-2008

CENTER



66

Tom Nalen was elected into the Denver Broncos Ring of Fame in 2013. He played center for the Broncos for 14 seasons (1994-2007), anchoring an offensive line that was the standard among NFL units during that span. He saw action in the third-most regular-season games (194) in franchise history, and his 188 starts are second only to quarterback John Elway in Denver's record books. The 11 single-season 1,000-yard rushers and 93 single-game 100-yard rushers he blocked for as the team's starting center (1995-2007) represented the most by an NFL club during that time and the Broncos' 395 sacks allowed in that span were the third fewest in the league. Originally drafted by Denver in the seventh round (218th overall) in 1994, Nalen went on to make five Pro Bowls (1997-2000, '03)—the most by an offensive lineman in Broncos history—in addition to being named an Associated Press All-Pro selection three times (First Team—2000 '03; Second Team—1999) and the NFL's Offensive Lineman of the Year following the 2003 season. He was a member of Denver's back-to-back Super Bowl champion teams from 1997-98 and his 13 career postseason starts are tied for the third-highest total in team history. In addition to being a part of seven playoff teams, three division champions and two Super Bowl winners, Nalen's offenses finished ranked in the Top 5 in total yards on eight occasions. He blocked for 1997 MFL MVP Terrell Davis' memorable 2,000-yard campaign in 1998 and helped pave the way for NFL Offensive Rookie of the Year performances by running backs Mike Anderson (2000) and Clinton Portis (2002). Nalen was a three-year starter at Boston College, where he earned numerous honors, including third-team AP All-America, second-team All-Big East Conference and first-team ECAC recognition.



NALEN'S NFL CAREER RECORD

Games	Starts
194	188



GERALD PHIPPS

YEAR INDUCTED: 1985

YEARS WITH BRONCOS: 1961-81

OWNER



Gerald H. Phipps became the first non-player to be inducted into the Denver Broncos Ring of Fame in 1985. Under the guidance of Phipps and his brother Allan, the Broncos rose from their less than auspicious beginnings to the top of the American Football Conference after Phipps purchased the club on Feb. 15, 1965. In 1977, the Broncos posted a 12-2 regular-season record and advanced to the playoffs for the first time in franchise history en route to claiming their first-ever AFC Championship and appearing in their first Super Bowl (XII vs. Dallas). Denver won the AFC West title in 1977 and '78 with Phipps as owner, and the club made three consecutive playoff appearances (1977-79). Under Phipps, the Broncos ultimately rose to a position as one of the NFL's most stable franchises after recording the first winning season in club history under his direction in 1973 (7-5-2 record). With the success of the Broncos, the doors were opened for major league teams from other sports to grab a piece of the Denver sports pie. Following the takeover by the Phipps brothers, Denver Broncos season ticket sales improved from 8,002 in 1964 to 22,905 in 1965. Broncos season tickets were sold out for every season under Phipps from 1970-81 and grew to 73,380 in 1981. Denver's home attendance grew to 598,224 in his final year overseeing the club in 1981. Before purchasing the Broncos, Phipps was the president of the Gerald H. Phipps Inc. Construction Company, which he continued to operate. Phipps was born March 4, 1915, in Denver. Mr. Phipps passed away on Aug. 6, 1993.



DAN REEVES

YEAR INDUCTED: 2014

YEARS WITH BRONCOS: 1981-92

HEAD COACH



Dan Reeves became the first head coach to be elected to the Denver Broncos Ring of Fame when he was chosen along with Gene Mingo and Rick Upchurch in 2014. Reeves coached the Broncos from 1981-92 and compiled a 110-73-1 (.600) record in his 12 seasons while leading the team to a franchise-best five division titles (1984, '86-'87, '89, '91) and three Super Bowl appearances (1986-'87, '89). His 110 regular-season wins and seven playoff victories each rank second in Broncos history behind former Head Coach Mike Shanahan (138 reg. season/8 postseason). Hired by the Broncos on March 10, 1981, Reeves made six postseason appearances with Denver and finished with a losing record on just two occasions—one of which was the strike-shortened 1982 season. The pinnacle of his coaching career with the Broncos came in the late 1980s when he led the Broncos to the Super Bowl three times in a four-year span (1986-'87, '89). Including his NFL tenure as a player with Dallas (1965-'72) and coaching stops with the Cowboys (1972, '74-'80), New York Giants (1993-'96) and Atlanta Falcons (1997-'2003), Reeves owns the distinction of participating in more Super Bowls (9) than any individual in NFL history. His most recent championship appearance was during the 1998 season when he led the Falcons to Super Bowl XXXIII against the Broncos to become just the third head coach at the time to lead multiple teams to the Super Bowl. In 23 seasons as an NFL head coach, including his 12 years with Denver, Reeves posted a 190-165-2 (.535) regular-season record and an 11-9 (.550) postseason mark. His 190 regular-season wins and 201 overall victories each rank ninth in league history while his four Super Bowl appearances are tied for fourth in league annals among head coaches. A quarterback at the University of South Carolina, Reeves signed with the Cowboys in 1965 and totaled 535 rushes for 1,990 yards (3.7 avg.) and 25 touchdowns as a running back during his eight-year professional playing career.





MIKE SHANAHAN

YEAR ELECTED: 2020

YEARS WITH BRONCOS: 1984-87, '89-91, 1995-2008

HEAD COACH



Mike Shanahan, the Broncos' all-time leader in regular-season wins (138) and postseason victories (8), became the third head coach elected into the Denver Broncos Ring of Fame in 2020. Denver's head coach from 1995-2008, Shanahan led the Broncos to back-to-back Super Bowl wins (XXXII & XXXIII), three conference championship games, seven postseason appearances and nine winning seasons during his 14 seasons manning the sidelines. Previously serving as an assistant coach with the Broncos in two separate stints (1984-87, '89-91), he was hired as head coach on Jan. 31, 1995. During Shanahan's tenure as head coach, Denver had the fourth-best regular-season record (138-86-0 / .616) and top home-record (83-29-0 / .741) in pro football. The Broncos also led the league during that span in total offense (361.9 ypg) and rushing offense (138.4 ypg) while scoring the third-most points (5,449 / 24.3 ppg) in the NFL. Between the 1996-98 seasons, the Broncos became the first team in NFL history to win 46 overall games (39 reg. / 7 post.) in a three-year period. They went undefeated at home in each of those three seasons, becoming the second team ever to be undefeated and untied at home in three consecutive years. In the franchise's first two Super Bowl winning seasons (1997, '98), the Broncos won 33 overall games, including 18 consecutive games (12/15/97-12/13/98) to tie the then all-time NFL record for consecutive victories. Shanahan, who is one of six head coaches to win back-to-back Super Bowls, coached six Broncos who were selected to the 1990s NFL All-Decade Team and six Pro Football Hall of Famers. Following back-to-back World Championships, Shanahan, who held additional responsibilities as Executive Vice President of Football Operations, rebuilt the Broncos into contenders with five consecutive winning seasons (2002-06) and three straight playoff appearances (2003-05). Denver went 13-3 in 2005 and hosted its second AFC Championship Game with Shanahan as head coach. One of six head coaches in NFL history to be on staff for 200+ wins and multiple World Championships with one team, Shanahan was a part of 221 total wins with the Broncos (the most for one coach in team history). Denver also advanced to three Super Bowls (XXI, XXII & XXIV) with Shanahan on staff as an assistant. Including his tenure leading the Los Angeles Raiders from 1988-89 and the Washington Redskins from 2010-13, Shanahan finished his 20-year head coaching career with a record of 170-138 (.552). His 178 total victories (170 reg season + 8 postseason) are tied for 14th in pro football history.



SHANNON SHARPE

6-2 • 228 • SAVANNAH STATE

YEAR INDUCTED: 2009


YEARS WITH BRONCOS: 1990-99, 2002-03

TIGHT END




84

Shannon Sharpe was elected as the 22nd member of the Denver Broncos Ring of Fame on May 12, 2009, after 12 record-setting seasons with the club from 1990-99 and 2002-03. A Pro Football Hall of Fame inductee in 2011, Sharpe tied a Broncos record with seven consecutive Pro Bowl selections from 1992-98 while becoming the NFL's all-time leader in receptions, receiving yards and receiving touchdowns by a tight end. A key member of the Broncos' back-to-back Super Bowl championship teams from 1997-98, Sharpe also was a four-time first-team All-Pro selection by the Associated Press as a Bronco. In 172 career regular-season games (139 starts) with Denver, he registered the second-most receptions (675), receiving yards (8,439) and receiving touchdowns (55) by a player in club annals, trailing only wide receiver Rod Smith. He also played two seasons with Baltimore from 2000-01, earning the third Super Bowl ring of his career during the 2000 campaign and his eighth trip to the Pro Bowl in 2001 with the Ravens. For his 14-year NFL career, Sharpe played 204 regular-season games (169 starts) and had 815 receptions for 10,060 yards (12.3 avg.) with 62 touchdowns. Sharpe owns more receptions, receiving yards, receiving touchdowns, Super Bowl wins and Pro Bowl selections than any of the other seven tight ends enshrined in the Pro Football Hall of Fame. Selected by the Broncos in the seventh round (192nd overall) of the 1990 NFL Draft from Savannah State University, Sharpe was named the first-team tight end on the NFL 1990s All-Decade Team as chosen by the Hall of Fame Selection Committee members.



SHARPE'S NFL CAREER RECORD

Games	Starts	Rec.	Yds.	Avg.	LG	TD
204	169	815	10,060	12.3	82t	62




DENNIS SMITH

6-3 • 200 • SOUTHERN CALIFORNIA

YEAR INDUCTED: 2001

YEARS WITH BRONCOS: 1981-94

SAFETY



49

Dennis Smith was inducted into the Denver Broncos Ring of Fame in 2001, honoring his stellar 14-year career with the club during which he established himself as one of the most feared safeties in the NFL. A ferocious hitter, Smith was voted to six Pro Bowls (1985-86, '89-91, '93) that tie for the sixth most by a player in Broncos history. The four-time All-NFL choice (1985-86, '89, '93) was a key part of seven playoff teams, five division champions and three Super Bowl teams (XXI in 1986, XXII in '87, XXIV in '89) with Denver. Selected by the Broncos in the first round (15th overall) of the 1981 NFL Draft from the University of Southern California, Smith finished his career ranked third all time in games played (184) by a Bronco and fifth in games started (170). He currently ranks sixth in club annals in both categories. The safety also is one of just four players in the history of the Broncos to play at least 14 seasons with the club. Smith's 30 career interceptions and 431 career interception return yards both were the fifth-highest totals at the time of his retirement (currently ranked seventh and sixth, respectively). Smith's career totals also include 1,171 tackles (794 solo) and 15 sacks. He posted a career-high five sacks in 1983, a career-best five interceptions in '91 and a career-high 120 tackles in '92. For his career, Smith recorded five seasons with at least 100 tackles. He was a consensus All-America choice in 1980 as a senior at USC, where he lettered four times in football and three times in track.



SMITH'S NFL CAREER RECORD

Games	Starts	Solo	Assist	Total	Sacks	Int.	Yds.	Avg.	TD	Fum. Rec.	Fum TD	Def. TD
184	170	794	377	1,171	15.0	30	431	14.4	0	17	1	1



PAUL SMITH

6-3 • 256 • NEW MEXICO

YEAR INDUCTED: 1986

YEARS WITH BRONCOS: 1968-78

DEFENSIVE TACKLE



70

Paul Smith was inducted into the Denver Broncos Ring of Fame in 1986 along with quarterbacks Frank Tripucka and Charley Johnson. The defensive tackle recorded 55.5 sacks with the Broncos from 1968-78, finishing his 11-year career in Denver ranked second in that category (currently seventh). He posted 10.5 sacks in 1972 and 11 sacks in '73, propelling him to back-to-back Pro Bowl selections, while registering a career-high 12 sacks during the '71 campaign. Smith did not miss a game for five consecutive seasons from 1969-73, appearing in all 70 contests during that period. He saw action in 12 games during the 1977 campaign, a season in which the AFC West-champion Broncos reached the playoffs for the first time in club history and played in Super Bowl XII against the Cowboys. Smith was one of the team's defensive leaders during the years when Denver was building the foundation for defensive excellence with the famed "Orange Crush." His head coach, John Ralston, once said that Smith was "the finest defensive tackle in pro football," and the lineman was known for being one of the quickest defensive tackles in the NFL. Smith's 11-year career was the longest in Broncos annals until he was surpassed by fellow Ring of Famer Billy Thompson. He was the first 10-year man in Broncos history after joining the club as a ninth-round selection (222nd overall) in the 1968 NFL Draft from the University of New Mexico. Smith finished his professional career by playing two seasons with Washington from 1979-80. Smith passed away on March 14, 2000.



SMITH'S NFL CAREER RECORD

Games	Starts	Sacks	Int.	Yds.	Avg.	TD
164	N/A	N/A	2	14	7.0	0



ROD SMITH

6-0 • 205 • MISSOURI SOUTHERN
 YEAR INDUCTED: 2012
 YEARS WITH BRONCOS: 1994-2007



80

WIDE RECEIVER

Rod Smith, the franchise's all-time leading receiver, was elected to the Denver Broncos Ring of Fame in 2012. A three-time Pro Bowl selection (2000-01, '05), Smith played 183 regular-season games (158 starts) over 12 seasons while setting club records for receptions (849), receiving yards (11,389) and receiving touchdowns (68). He also established the team's career postseason receiving marks with 49 catches for 860 yards and six touchdowns in 13 playoff games, including Denver's back-to-back Super Bowl championships following the 1997 and '98 seasons. Originally signed by the Broncos as a college free agent from Division II Missouri Southern University in 1994, Smith spent his rookie season on Denver's practice squad. His first NFL reception came against the Washington Redskins on Sept. 17, 1995, on a 43-yard catch from quarterback John Elway as time expired to give the Broncos a dramatic 38-31 victory. Smith eclipsed the 1,000-yard receiving mark in six consecutive seasons from 1997-2002 and in a club-record eight seasons overall (also from 2004-05). He produced 30 100-yard receiving games in the regular season, including in a career-high eight contests during the 2000 season. Following his final game as a Bronco at the conclusion of the 2006 regular season, Smith was ranked 11th in NFL history in career receptions (849), 17th in career receiving yards (11,389) and tied for 30th in career receiving touchdowns (68). His string of posting 70 or more catches for nine consecutive seasons (1997-2005) tied for the second-longest streak in NFL history, and his career receiving yardage total still ranks second among undrafted players in league annals.



SMITH'S NFL CAREER RECORD

Games	Starts	Rec.	Yds.	Avg.	LG	TD
183	158	849	11,389	13.4	85t	68



LIONEL TAYLOR

6-2 • 215 • NEW MEXICO HIGHLANDS
 YEAR INDUCTED: 1984
 YEARS WITH BRONCOS: 1960-66



87

END

Lionel Taylor, one of the "original Broncos," was one of the initial Ring of Famers after being inducted with the inaugural class in 1984. He finished his seven-year Broncos career (1960-66) as the franchise's all-time leader in receptions (543) and receiving yards (6,872), records he held until 1999 (and now ranks fourth in each). In addition, he set a Broncos record for career touchdown receptions with 44, a mark that now ties for the fifth highest in team history. He caught 92 passes for 1,235 yards (13.4 avg.) with 12 touchdowns in Denver's inaugural 1960 campaign, and his reception total that year was the eighth best by a second-year player in NFL history. Taylor followed his impressive 1960 campaign with 100 receptions (1,176 yds.) in 1961 that stood as the franchise record until 2000 and currently tie for eighth on its single-season chart. Regarded by many as the possessor of the best hands in pro football, Taylor led the AFL in receiving for five of the league's first six years of existence. He never caught fewer than 76 passes in a season over those first six years, averaging 84.7 catches from 1960-65 for the highest six-year total in football history at that time. He totaled AFL/NFL bests in receptions (508) while ranking third in receiving yards (6,424) and tying for eighth in touchdown receptions (43) from 1960-65. A three-time All-AFL selection (1960-61, '65) who played in the league all-star game in 1962, Taylor attended New Mexico Highlands University. He entered the NFL with Chicago in 1959 and played for the Bears as a linebacker for one season before joining the Broncos in 1960. He finished his professional career playing two seasons with Houston from 1967-68.



TAYLOR'S NFL CAREER RECORD

Games	Starts	Rec.	Yds.	Avg.	LG	TD
121	N/A	567	7,195	12.7	80t	45



BILLY THOMPSON

6-2 • 201 • MARYLAND STATE

YEAR INDUCTED: 1987

YEARS WITH BRONCOS: 1969-81

SAFETY



36

Billy Thompson, regarded by many as one of the best defensive backs in Denver Broncos history, was the only Ring of Fame inductee in 1987. A third-round draft choice (61st overall) by the Broncos in 1969, Thompson was the first player in team history to play 13 seasons with Denver (1969-81) with that total tying for the sixth highest in franchise annals. A team captain for many years, Thompson finished his career with more starts (178) and games played (179) than any player in Broncos history and currently ranks third and 10th, respectively, in those categories. The safety also had the longest consecutive start and games played streaks (156 games) in Broncos history at the time of his retirement, marks that currently rank first and third, respectively, in club annals. Thompson was a three-time Pro Bowl selection (1977-78, '81) who earned All-NFL honors twice (1977-78) while establishing himself as one of the game's top ballhawks, finishing his career with a club-record 61 takeaways (40 INTs/21 FUM) as a member of teams that reached the playoffs three times (1977-79), won two division titles (1977-78) and appeared in one Super Bowl (XII in 1977). His 40 career interceptions are the third most by a Bronco in team history, and Thompson stands atop the Broncos' career interception return yardage list with 784 for a 19.6-yard average that is the second best in club history. The safety scored seven defensive touchdowns for his career, reaching the end zone three times on interception returns and four times on fumble recoveries. His three interception return touchdowns tie for the third-highest total in Broncos annals while his four fumble recovery touchdowns stood as the NFL's career record for many years and currently tie for third in league history. As a rookie in 1969, Thompson became the first player in pro football history to lead his league in both kickoff (28.5 avg.) and punt return (11.5 avg.) average in the same season. He finished his career with the second-most punt return yards (1,814), seventh-best punt return average (11.6) and third-best kickoff return average (25.1) in Broncos history. Thompson enjoyed a brilliant career at Maryland State (now Maryland-Eastern Shore), earning All-CIAA honors three times as a defensive back and being named team MVP as a senior. He also twice earned NAIA All-America honors and made All-CIAA three times in baseball as a centerfielder.



THOMPSON'S NFL CAREER RECORD

Games	Starts	Sacks	Int.	Yds.	Avg.	TD	Fum. Rec.	Fum TD	Def. TD
179	178	4.0	40	784	19.6	3	21	4	7



FRANK TRIPUCKA

6-2 • 192 • NOTRE DAME

YEAR INDUCTED: 1986

YEARS WITH BRONCOS: 1960-63

QUARTERBACK



18

Frank Tripucka, who joined the Denver Broncos Ring of Fame in 1986, is one of the "original Broncos," playing for the team from 1960-63. Tripucka led the Broncos to their first-ever .500 season in 1962 (7-7) and represented half of the Tripucka-to-Lionel Taylor passing combination as the duo (both Ring of Famers) went on to set various records together. Tripucka, who joins John Elway and Floyd Little as one of three Broncos whose jersey number is retired, recorded his best statistical season in 1960 when he completed 248-of-478 passes (51.9%) for 3,038 yards with 24 touchdowns. His 3,038 passing yards led the AFL that year while his 24 touchdown passes tied for the second-highest total in the league. The signal-caller was selected to play in the AFL All-Star Game following a 1962 season in which he threw for 2,917 yards to lead Denver to a 7-7 record and a second-place finish in the AFL West. Tripucka's 7,645 passing yards and 51 touchdown passes from 1960-62 marked the second-highest totals in the AFL during those three seasons. Tripucka currently ranks eighth in Broncos history in career passing yards (7,676), sixth in pass attempts (1,277), eighth in completions (662) and eighth in touchdown passes (51). His 447 passing yards against Buffalo (9/15/62) stood as the Broncos' single-game record until 2000 and currently tie for sixth in club annals. A former star at Notre Dame, Tripucka joined the Broncos after playing for Detroit (1949), the Chicago Cardinals (1950-52) and the Dallas Texans (1952).



TRIPUCKA'S NFL CAREER RECORD

Games	Starts	Att.	Comp.	Yards	Pct.	TD	INT	LG	Rtg.
75	N/A	1,745	879	10,282	50.4	69	124	96t	52.2



JIM TURNER

6-2 • 205 • UTAH STATE

YEAR INDUCTED: 1988


YEARS WITH BRONCOS: 1971-79

KICKER



15

Jim Turner, a 1988 inductee into the Denver Broncos Ring of Fame, ranks as one of the most prolific kickers of all time in professional football. He never missed a game as a pro and finished with a streak of 228 consecutive appearances, including 130 in nine seasons (1971-79) with the Broncos, for whom he scored 742 points to establish himself as Denver's all-time scoring leader until Jason Elam passed his mark in 1999. Turner also ranks behind only Elam in Broncos history in career field goals made (151) and extra points made (283). Turner's 151 field goals made with Denver from 1971-79 marked the fourth-highest total in the NFL during that period while his 742 points scored were the fifth most in the league over that span. In 1977, Turner helped Denver post a 12-2 regular-season record to earn the franchise's first-ever playoff appearance en route to advancing to Super Bowl XII against Dallas. Turner was a key part of Broncos squads that earned a total of three playoff appearances (1977-79) and two division titles (1977-78). Named the Broncos' special teams MVP in 1975, Turner joined Denver in 1971 after the club acquired him in a trade from the New York Jets. He played seven seasons for the Jets (1964-70), helping lead the club to a victory in Super Bowl III against Baltimore. At the time of his retirement, Turner ranked second in NFL career scoring with 1,439 points (currently 25th) as well as second in field goals with 304 (currently tied for 26th). Turner kicked 521 career extra points (currently 23rd in NFL history) and was the fourth player to ever reach the 500 mark. Before entering the NFL, Turner was a three-time letterman as a quarterback at Utah State University in the early 1960s.



TURNER'S NFL CAREER RECORD

PAT CONVERSIONS			FIELD GOALS			
Games	No.-Att.	Pct.	No.-Att.	Pct.	LG	Pts.
228	521-543	95.9	304-488	62.3	53	1,439



RICK UPCHURCH

5-10 • 175 • MINNESOTA

YEAR INDUCTED: 2014

YEARS WITH BRONCOS: 1975-83

WIDE RECEIVER/RETURNER



80

Rick Upchurch joined Gene Mingo and Dan Reeves as Denver Broncos Ring of Fame inductees in 2014. Upchurch, who spent his entire nine-year NFL career (1975-83) with the Broncos, made four Pro Bowls (1976, '78-79, '82) and five Associated Press All-Pro teams (1976-79, '82) as a returner. He was named a first-team 1970s NFL All-Decade choice by the Pro Football Hall of Fame Selection Committee in addition to earning second-team 1980s NFL All-Decade honors as a kick returner. Upchurch is the only player in Broncos history to make multiple all-decade teams with the franchise. His career totals include 267 receptions for 4,369 yards (16.4 avg.) with 24 touchdowns, 49 rushes for 349 yards (7.1 avg.) with three scores, 248 punt returns for 3,008 yards (12.1 avg.) with eight touchdowns as well as 95 kickoff returns for 2,355 yards (24.8 avg.). Upchurch's eight career punt return scores tied Pro Football Hall of Fame safety Jack Christiansen for the most in NFL history at the time of his retirement and currently rank first in franchise annals. In 1976, he led the NFL with a 13.7-yard punt return average and four punt return scores. His four touchdowns on punt returns tied an NFL record which still hasn't been broken. He finished first in the league in punt return average (16.1) and punt return touchdowns (2) again in 1982. His best offensive season came in 1979 when he paced the Broncos with 64 receptions for 937 yards (14.6 avg.) with seven touchdowns. His 937 yards marked the sixth-highest single-season total in franchise history at the time and his seven receiving scores tied for sixth. Selected by the Broncos in the fourth round (95th overall) of the 1975 NFL Draft from the University of Minnesota, Upchurch was a 2003 inductee into the Colorado Sports Hall of Fame. He was born on May 20, 1952, in Toledo, Ohio.



UPCHURCH'S NFL CAREER RECORD

Games	Starts	RECEIVING					PUNT RETURNS				
		No.	Yds.	Avg.	LG	TD	No.	Yds.	Avg.	LG	TD
119	N/A	267	4,369	16.4	90t	24	248	3,008	12.1	92	8



LOUIS WRIGHT

6-2 • 200 • SAN JOSE STATE

YEAR INDUCTED: 1993

YEARS WITH BRONCOS: 1975-86

CORNERBACK



20

Louis Wright was named to the Denver Broncos Ring of Fame in 1993 following an electrifying 12-year career (1975-86) with the club as a cornerback. Selected by the Broncos in the first round (17th overall) of the 1975 NFL Draft from San Jose State University, Wright was a five-time Pro Bowl choice (1977-79, '83, '85) and is one of nine players in franchise history to be selected to at least five Pro Bowls. He was named All-NFL by *The Sporting News*, *Pro Football Weekly* and the NEA in 1977, a year in which he was a key member of Denver's 12-2 team that became the first in franchise history to make the playoffs en route to reaching Super Bowl XII against Dallas. For his career, Wright helped the Broncos earn six playoff berths (1977-79, '83-84, '86), four division titles (1977-78, '84, '86) and two Super Bowl appearances (XII in '77 and XXI in '86). He received All-AFC honors from UPI in 1985 after posting five interceptions that year while his teammates voted him Denver's MVP on defense following both the 1982 and '84 seasons. Wright played 166 career games as a Bronco, including 163 starts that ranked fourth in club history at the time of his retirement and currently stand eighth. The defensive back played every game in a season eight times, including the 1983 campaign in which he recorded a career and team-high six interceptions. Wright's 26 career interceptions rank eighth in club history while his 360 career interception return yards are eighth on Denver's all-time list. He recovered 11 fumbles for his career and scored twice on fumble recoveries for touchdowns. At San Jose State, Wright was a two-time letterwinner as a defensive back. He also won two letters in track and once ran the 100 meters in 9.6 seconds.



WRIGHT'S NFL CAREER RECORD

Games	Starts	Sacks	Int.	Yds.	Avg.	TD	Fum. Rec.	Fum TD	Tot. TD
166	163	3.0	26	360	13.8	1	11	2	4



GARY ZIMMERMAN

6-6 • 294 • OREGON

YEAR INDUCTED: 2003

YEARS WITH BRONCOS: 1993-97

TACKLE



65

Gary Zimmerman, named to the Pro Football Hall of Fame Class of 2008, was inducted into the Denver Broncos Ring of Fame in 2003. He played tackle for the Broncos for five seasons (1993-97) and became the first offensive lineman in the history of the franchise to be honored with inclusion in the Ring. A finalist for the Pro Football Hall of Fame from 2003-04 and '06-07 before he joined John Elway as the second HOF inductee who spent a primary portion of his career in Denver, Zimmerman was acquired by the Broncos in a trade from Minnesota on Aug. 24, 1993, after playing his first seven years with the Vikings. He was named to the Pro Bowl three times (1994-96) as a Bronco and helped the franchise to its first-ever World Championship with a victory over Green Bay in Super Bowl XXXII during his final season in 1997. Zimmerman, who started all 76 games played as a Bronco, helped Denver lead the NFL in total yards twice (1996-97) and record three consecutive top-5 league rushing rankings (1995-97), including an NFL-best mark in 1996. During his 12 seasons in the NFL from 1986-97, Zimmerman started all 184 games played and was named to seven Pro Bowls (1987-89, '92, '94-96) while receiving first-or second-team All-Pro honors eight times. He holds the unique distinction of being one of only a handful of players to be named to two NFL All-Decade Teams (1980s and 1990s). Picked in the first round (third overall) of the 1984 supplemental draft by the New York Giants, his signing rights were traded to the Vikings for two second-round picks in the 1986 draft. He spent two seasons with the L.A. Express of the USFL before reporting to Minnesota, where he began a streak of 169 consecutive starts that lasted until 1996 when surgery sidelined him. Zimmerman, who helped the Vikings lead the NFC in rushing in 1991, anchored offensive lines that blocked for a conference's leading passer four times during his career (1986, '88, '93, '96). He played at the University of Oregon, where he received first-team All-Pacific-10 Conference honors as a senior.



ZIMMERMAN'S NFL CAREER RECORD

Games	Starts
184	184

BRONCOS TOP 100 TEAM

The Denver Broncos announced their all-time Top 100 Team in 2019 in celebration of the NFL's 100th season.

The team was voted on by thousands of fans along with input from Broncos alumni, Team Historian Jim Saccomano and team media.



Lyle Alzado, DL
 Mike Anderson, RB
 Otis Armstrong, RB
 Steve Atwater, S
 Champ Bailey, CB
 Keith Bishop, G
 Tyrone Braxton, CB/S
 Willie Brown, CB
 Billy Bryan, C
 Keith Burns, LB
 Dwayne Carswell, TE
 Rubin Carter, NT
 Barney Chavous, DL
 Ryan Clady, T
 Dave Costa, DT
 Ray Crockett, CB
 Eldon Danenhauer, T
 Terrell Davis, RB
 Brian Dawkins, S
 Al Denson, WR
 Elvis Dumervil, DE/OLB
 Jason Elam, K
 John Elway, QB
 Simon Fletcher, OLB/DE
 Steve Foley, CB/S

Cookie Gilchrist, RB
 Goose Gonsoulin, S
 Darrien Gordon, CB/PR
 Randy Gradishar, LB
 Daniel Graham, TE
 Howard Griffith, FB
 Mike Harden, S
 Chris Harris Jr., CB
 Paul Howard, G
 Rich Jackson, DE
 Tom Jackson, LB
 Mark Jackson, WR
 Charley Johnson, QB
 Vance Johnson, WR
 Rulon Jones, DE/OLB
 Tony Jones, T
 Larry Kaminiski, C
 Greg Kragen, NT
 Chris Kuper, G
 Ken Lanier, T
 Matt Lepsis, T
 Floyd Little, RB
 John Lynch, S
 Peyton Manning, QB
 Brandon Marshall, WR

Ed McCaffrey, WR
 Bud McFadin, DT
 Karl Mecklenburg, LB
 Glyn Milburn, RB/KR
 Von Miller, LB
 Gene Mingo, RB/K/KR
 John Mobley, LB
 Craig Morton, QB
 Haven Moses, WR
 Tom Nalen, C
 Riley Odoms, TE
 Jake Plummer, QB
 Clinton Portis, RB
 Trevor Pryce, DL
 Bill Romanowski, LB
 Tom Rouen, P
 Jim Ryan, LB
 Emmanuel Sanders, WR
 Mark Schlereth, G
 Shannon Sharpe, TE
 Paul Smith, DE
 Dennis Smith, S
 Rod Smith, WR
 Neil Smith, DE
 Dave Studdard, T

Jerry Sturm, G/C
 Bob Swenson, LB
 Aqib Talib, CB
 Lionel Taylor, WR
 Demaryius Thomas, WR
 Julius Thomas, TE
 Billy Thompson, S
 Keith Traylor, LB/ST
 Danny Trevathan, LB
 Frank Tripucka, QB
 Jim Turner, K
 Rick Upchurch, WR/KR
 Bill Van Heusen, P/WR
 Louis Vasquez, G
 T.J. Ward, S
 DeMarcus Ware, DE/OLB
 Steve Watson, WR
 Alfred Williams, DE
 D.J. Williams, LB
 Darrent Williams, CB
 Al Wilson, LB
 Sammy Winder, RB
 Derek Wolfe, DE
 Louis Wright, CB
 Gary Zimmerman, T

BRONCOS 50TH ANNIVERSARY TEAM



In 2009, the Denver Broncos celebrated their 50th season by selecting their 50th Anniversary Team.



Pos.	First-Team	Second Team
QB	John Elway	Craig Morton
RB	Terrell Davis	Otis Armstrong
RB	Floyd Little	Sammy Winder
WR	Ed McCaffrey	Haven Moses
WR	Rod Smith	Lionel Taylor
TE	Shannon Sharpe	Riley Odoms
T	Matt Lepsis	Ken Lanier
T	Gary Zimmerman	Dave Studdard
G	Keith Bishop	Ben Hamilton
G	Mark Schlereth	Paul Howard
C	Tom Nalen	Billy Bryan
DE	Simon Fletcher	Rulon Jones
DE	Rich Jackson	Alfred Williams
DT	Trevor Pryce	Greg Kragen
DT	Rubin Carter	Paul Smith
LB	Karl Mecklenburg	Al Wilson
LB	Randy Gradishar	Bill Romanowski
LB	Tom Jackson	D.J. Williams
CB	Champ Bailey	Ray Crockett
CB	Louis Wright	Willie Brown
S	Steve Atwater	Steve Foley
S	Dennis Smith	Goose Gonsoulin
K	Jason Elam	Jim Turner
P	Tom Rouen	Mike Horan
RET	Rick Upchurch	Billy Thompson



BRONCOS IN THE COMMUNITY

MISSION STATEMENT

The Denver Broncos are committed to improving lives in our community by focusing on Civic Engagement, Health & Wellness, Inspire Change, Quality of Life, Youth Development and Youth Football.

DENVER BRONCOS COMMUNITY DEVELOPMENT



Alongside key community partners in each focus area, the Denver Broncos are able to make a difference through strategic programming, unique events and dedicated advocacy. For more information on community programs and events, please visit DenverBroncos.com/Community.

In 2021, nearly 100 Denver Broncos players combined for more than 900 service hours (including more than 200 virtual hours) in the community and provided an estimated \$569,563 in direct financial and in-kind donations. Highlighted here are the Broncos' six community focus areas.

YOUTH DEVELOPMENT

Preparing youth to achieve their full potential through activities and experiences to develop physical, developmental and social competencies.



HEALTH & WELLNESS

Supporting research, awareness and treatment with the ultimate goal of optimal mental, physical and social well-being.

CIVIC ENGAGEMENT

Working to make a difference in the lives in our community through volunteerism, military/first-responder appreciation and social justice initiatives.

YOUTH FOOTBALL

Improving youth and high school football through programs, clinics and camps that focus on character, player safety, team development and the benefits of football.



INSPIRE CHANGE

Creating meaningful change on social justice issues through efforts focused on education, awareness & funding, diversity & inclusion, and activism.

QUALITY OF LIFE

Meeting basic needs through resources, programs and education as part of an ongoing commitment to the overall quality of life.

2021 COMMUNITY IMPACT BY THE NUMBERS

93
PLAYERS
PARTICIPATED

745
IMPACT
POINTS

901+
SERVICE HOURS
BY PLAYERS

\$275,000
DONATED TO SOCIAL
JUSTICE CAUSES

1,145
TURKEYS DONATED FOR
THANKSGIVING

\$576,950
IN MONETARY & IN-KIND
PLAYER DONATIONS

BRONCOS NATIONAL AWARD WINNERS

NFL SALUTE TO SERVICE AWARD, PRESENTED BY USAA

Broncos fullback/tight end Andrew Beck was named the winner of the eleventh annual Salute to Service Award, presented by USAA, the NFL and USAA announced in February.

The award acknowledges exceptional effort to honor and support members of the military community. Beck is the first-ever Bronco to earn this national accolade and marks the first Denver player since 1992 (John Elway, Walter Payton Man of the Year) to receive an off-the-field honor by the NFL.

Beck's father, a Brigadier General in the U.S. Army, surprised him with the news of his recognition during a military re-enlistment ceremony hosted for Fort Carson Army Base personnel at UCHealth Training Center on Saturday, Jan. 22.

Hailing from a military family, Beck has previously partnered with USO Colorado on a variety of initiatives. Most recently he hosted a military appreciation barbeque in Spring 2021 for military families at Fort Carson—the same base his family used to be stationed at.

Beck has been the team's nominee for the Salute to Service Award presented by USAA, for two consecutive years (2020-21), and has reached more than 425 military families through his strategic outreach.



BRONCOS COMMUNITY AWARD WINNERS

WALTER PAYTON NFL MAN OF THE YEAR



Safety Justin Simmons was the Denver Broncos 2021 Walter Payton NFL Man of the Year nominee. The prestigious award, presented by Nationwide, recognizes a player for his outstanding leadership both on the field and in the community.

Simmons became the second Bronco (Wesley Woodyard, 2010-11, '13) to be nominated three times and first to earn the nomination consecutively.

Selected by the Broncos in the third round (98th overall) of the 2016 NFL Draft from Boston College, Simmons has consistently demonstrated a commitment to using his platform to impact the community

during his six seasons as a Bronco.

Simmons' commitment to his community has not wavered throughout his time in Denver, continuously expanding the reach of his impact, varying from social justice efforts to mentoring local youth and creating his own foundation to expand beyond Colorado.

Through his community work, Simmons has identified four focus areas for his work: Youth Development, Social Justice, Team Outreach and Personal Outreach.

In 2021, Simmons volunteered at nearly 40 community events facilitated by the team, spanning 24 different nonprofits. Additionally, After hearing about a family who lost their son, also named Justin Simmons, the safety connected with the family to express his condolences. Simmons took it a step further and invited the family of eight to Colorado for the team's home opener, taking care of all associated costs, including airfare, accommodations, tickets, and more in an effort to offer family support and increase awareness around the importance of organ donations.

Simmons, a two-time winner of the team's Community Ambassador Award (2017-18), was named to his first Pro Bowl in 2020. He is also the team's first three-time winner of the Darrent Williams Good Guy Award (2017, '19 and '20 seasons) as voted upon by the team's local media.

WALTER PAYTON NFL MAN OF THE YEAR (SINCE 2002)

Below are the Broncos' nominees for the Walter Payton NFL Man of the Year award since 2002. Quarterback John Elway received the national honor from the NFL in 1992, given to the individual who provides leadership for his teammates on the gridiron and his fellow citizens in the community.

Player	Year	Player	Year
Justin Simmons	2021	Wesley Woodyard	2011
Justin Simmons	2020	Wesley Woodyard	2010
Justin Simmons	2019	Champ Bailey	2009
Von Miller	2018	Champ Bailey	2008
Chris Harris Jr.	2017	Domonique Foxworth	2007
Virgil Green	2016	Rod Smith	2006
David Bruton Jr.	2015	John Lynch	2005
Ben Garland	2014	Rod Smith	2004
Wesley Woodyard	2013	Ian Gold	2003
Zane Beadles	2012	Ed McCaffrey	2002



2021 "CHAMPIONS IN THE COMMUNITY" AWARD WINNERS

- Bradley Chubb — Community Impact Award
- McTelvin Agim — Community Ambassador Award
- Garett Bolles — Community Ambassador Award
- Tim Patrick — Community Ambassador Award
- Dalton Risner — Community Ambassador Award
- Diontae Spencer — Community Ambassador Award
- Baron Browning — Community Rookie of the Year

BRONCOS ANNUAL AWARD WINNERS

DARRENT WILLIAMS GOOD GUY AWARD

Denver Broncos quarterback Teddy Bridgewater was presented with the 15th Annual Darrent Williams Good Guy Award in 2021, as selected by the team's local media.

The award was created in memory of former Broncos cornerback Darrent Williams, who passed away on Jan. 1, 2007, after completing his season with the team. The honor is bestowed annually to the Bronco who best exemplifies Williams' enthusiasm, cooperation and honesty while dealing with members of the press.



According to ESPN senior writer Jeff Legwold, "Teddy

Bridgewater—the first Broncos player from the team's offense to have been selected for the award—showed plenty of both in another season impacted by COVID-19 off the field for the team as well as struggles on it. He was consistently cited in the voting for his forthright approach and thoughtful responses."

PREVIOUS BRONCOS WINNERS



Player	Year
Teddy Bridgewater	2021
Justin Simmons	2020
Justin Simmons	2019
Chris Harris Jr.	2018
Justin Simmons	2017
DeMarcus Ware	2016
Brandon Marshall	2015
Terrance Knighton	2014
Chris Harris Jr.	2013
Wesley Woodyard	2012
Champ Bailey	2011
Mario Haggan	2010
Elvis Dumervil	2009
Ebenezer Ekuban	2008
John Lynch	2007

ED BLOCK COURAGE AWARD

PREVIOUS BRONCOS WINNERS

Player	Year	Player	Year
Courtland Sutton	2021	Terrell Davis	2001
Bradley Chubb	2020	John Mobley	2000
Andy Janovich	2019	Rod Smith	1999
Jeff Heuerman	2018	Tony Jones	1998
Todd Davis	2017	Steve Atwater	1997
Matt Paradis	2016	Ed McCaffrey	1996
B. Marshall/D. Trevathan	2015	Dave Wyman	1995
Chris Harris Jr.	2014	Rondel Jones	1994
Knowshon Moreno	2013	Simon Fletcher	1993
Chris Kuper	2012	Dennis Smith	1992
Elvis Dumervil	2011	John Elway	1991
Ryan Clady	2010	Keith Kartz	1990
Brian Dawkins	2009	Rick Dennison	1989
Marquand Manuel	2008	Gerald Willhite	1988
John Engelberger	2007	Dennis Smith	1987
Louis Green	2006	Rubin Carter	1986
Dwayne Carswell	2005	Rulon Jones	1985
Dan Neil	2004	Keith Bishop	1984
Tom Nalen	2003		
Keith Burns	2002		

For their courage in the face of adversity, both wide receiver Courtland Sutton and Tight Ends Coach Wade Harman was honored by the Ed Block Courage Foundation.

Sutton was selected as the team's 2021 Ed Block Courage Award winner, and Harman received special recognition for his courage as he battled prostate cancer earlier that year.

The Ed Block Courage Award is named in honor of Ed Block, the longtime head athletic trainer of the Baltimore Colts, who was a pioneer in his profession and a respected humanitarian. Recipients are selected by their teammates for exceptional courage, great character and inspiring effort.

Sutton was selected by his teammates for his approach and dedication to the rehab process after suffering a season-ending knee injury on Sept. 20, 2020. A 2019 Pro Bowler,



he was one of two players throughout the COVID-19 pandemic to spend the entire offseason rehabbing his injury.

DEMARIYUS THOMAS TEAM MVP AWARD

Broncos safety Justin Simmons was named the inaugural winner of the new Demaryius Thomas Team MVP Award, in memory of the late Broncos wide receiver.

The new award, which is voted on by local media, is given to the player who best exhibits Thomas' impact on and off the field in honor of his legacy.



THE DENVER BRONCOS CHEERLEADERS



Celebrating their 30th Anniversary season this year, the Denver Broncos cheerleaders started in 1993 with 22 women who would establish a three decades long legacy in the Denver Community. Hundreds of women have had the honor of donning the chaps in support of their team, their community, and their sisterhood.


The team would quickly become one of the most recognizable in the NFL. Football savvy, athletic, and service focused, this team pledged to elevate the experience of cheerleading both for the women on the team and for the fans who came to love them. The Denver Broncos

will welcome back hundreds of alumni this year for a weekend of celebration and connection, culminating in a halftime show for fans in celebration of a group of women who were proud to represent the best organization in sports.

Members of the Denver Broncos cheerleading squad divide thousands of hours annually among dozens of Colorado organizations. Many associations, including Global Down Syndrome Foundation, Denver Broncos Boys and Girls Club, Craig Hospital, Children's Hospital, Habitat for Humanity, Denver Rescue Mission and the Alzheimer's Association, have been supported and visited by members of the squad in recent years.

A continued focus of the Broncos Cheerleaders is Cheer for the Troops. Each year the team fundraises thousands of dollars to donate to military charities and sends holiday care packages to men and women serving overseas. The Broncos Cheerleaders continue to support military initiatives at home and abroad. This past season cheerleaders toured all over the world visiting bases in Honduras, Portugal, Spain, and Italy in support of the military.

Known for their distinctive western uniforms, the cheerleaders wear long leather chaps and jackets in the fall months, ski-wear for cold games and a more traditional cheerleading leather skirt and vest in the summer months. The three uniform changes give the group flexibility with the rapidly changing Colorado weather. For more information on the cheerleaders, to book a corporate or charity event, read bios, or look up audition information visit www.DenverBroncos.com/cheerleaders.



JUNIOR CHEERLEADERS / MASCOTS

JUNIOR DENVER BRONCOS CHEERLEADERS

The Junior Denver Broncos Cheerleaders (JDBC) program provides an enriching experience focused on self-esteem, pride, commitment and fun for young Broncos fans ages 6 to 12. Offering a special opportunity, JDBC prepares youth to perform choreography in front of large crowds at various events in the Denver Metro area. On occasion, the Junior Cheerleaders perform in front of 76,000 Denver Broncos fans at Empower Field at Mile High. Junior Cheerleaders participate in monthly clinics taught by the Denver Broncos Cheerleaders and partake in community appearances such as the Denver Broncos 7K.



The Junior Denver Broncos Cheerleaders program is tailored to children of all ability levels, including youth with years of experience or those who are just being exposed to cheerleading and dance.

For more information, please email jdbc@broncos.nfl.net or visit www.denverbroncos.com/jdbc.

THUNDER

The Denver Broncos in 2022 will begin their 30th year with Thunder as the club's live mascot.

The purebred Arabian gelding Thunder displays his impressive canter from one end zone to the other following every Broncos touchdown.

Thunder III, provided by Thunder Spirit LLC of Denver, will enter his 10th full season with the Broncos in 2022. Thunder III made his first appearance for Denver in New York/New Jersey during Super Bowl XLVIII.

Thunder II, which served as Denver's mascot for 10 years (2004-13), still makes occasional non-gameday appearances for the Broncos.

The original Thunder served as the Broncos' mascot for 11 years (1993-2003) after making his Mile High debut on Sept. 12, 1993, during a Broncos victory over the San Diego Chargers.

Thunder is trained and ridden by Ann Judge of Thunder Spirit LLC. Judge is an accomplished equestrian.



MILES

Popular with all fans and especially children, Miles entertains the Broncos' faithful at every home game and has made more than 325 appearances throughout the Denver community each year since being introduced in 2001.

Miles has performed all across Colorado and the world, including appearances at the Chinese New Year's Parade in Hong Kong, the Macy's Thanksgiving Parade in New York City and the Pro Bowl in Hawaii and all over the Bay Area for Super Bowl 50. Miles also visited more than 15,000 students in Colorado and Wyoming with his Fuel Up to Play 60 Program.

If you would like to inquire about scheduling Miles for your next event or birthday party, please contact Brad Post in the Broncos' marketing department at (720) 258-3114 or visit www.denverbroncos.com/Miles.



EMPOWER FIELD AT MILE HIGH

The Denver Broncos began a new era in 2001 when they took to the field in their new venue, Empower Field at Mile High. Built adjacent to their previous home of 41 years, Mile High Stadium, the new stadium features first-class, state-of-the-art amenities for the teams and fans alike.

With seating capacity set at 76,125, Empower Field at Mile High is one of the largest stadiums in the National Football League. It includes 1.7 million square feet of space (approximately twice that of Mile High Stadium), providing the ultimate in comfort and convenience—including wider concourses, wider seats, more restrooms, elevators and escalators and full-service accommodations for people with disabilities.

Empower Field at Mile High features 132 luxury suites on two levels as well as 8,800 club seats. It is highlighted by an emphasis on state-of-the-art technology while maintaining the traditional aspects of Mile High Stadium that gave the Broncos a decided home-field advantage over the years. Those features include the close proximity of the seats to the field as well as steel treads and risers that fans utilize to create the same deafening roar that characterized Mile High Stadium.

A \$30 million investment in Empower Field at Mile High during the 2013 offseason increased the size of its scoreboard by three times while enhancing all stadium audio/visual elements, suites and concourses.

In 2022, the Broncos unveiled renovations to their home team locker room at Empower Field on Mile High. The renovation featured a 10,000 square foot expansion, adding a dedicated performance nutrition room and improved training and hydrotherapy facilities.

The stadium was designed and built by Turner/Empire/Alvarado Construction and HNTB Architects in association with Fentress Bradburn Architects and Bertram A. Bruton Architects. Numerous Colorado companies and hundreds of professional designers, engineers and construction tradesmen were involved in the construction of the new state-of-the-art facility.

Construction began during the summer of 1999, and official groundbreaking on the stadium was held on Aug. 17, 1999. The Broncos won the first game ever played in the new stadium, 31-24, over New Orleans on Aug. 25, 2001, in the preseason and won the first regular-season game, 31-20, at the facility on *Monday Night Football* against the New York Giants on Sept. 10, 2001.

STADIUM SINGLE-GAME RECORDS (2001-2021)

INDIVIDUAL PERFORMANCES

	BY DENVER		BY OPPONENT	
Statistic	No.	Player (Game)	No.	Player (Game)
Rushing Yards	228	Clinton Portis (Ari., 12/29/02)	259	Jamaal Charles (K.C., 1/3/10)
Rushing Touchdowns	5	Clinton Portis (K.C., 12/7/03)	3	4x, last: R. Matthews (S.D., 1/2/11)
Receptions	18	Brandon Marshall (S.D., 9/14/08)	14	2x, last: J. Blackmon (Jac., 10/13/13)
Receiving Yards	226	Demaryius Thomas (Ari., 10/5/14)	190	Justin Blackmon (Jac., 10/13/13)
Receiving Touchdowns	3	4x, last: D. Thomas (Mia., 11/23/14)	3	2x, last: R. Wayne (Ind., 10/29/06)
Passing Yards	499	Jake Plummer (Atl., 10/31/04)	469	Matt Cassel (K.C., 11/14/11)
Passing Touchdowns	7	Peyton Manning (Bal., 9/5/14)	4	4x, last: M. Schaub (Hou., 9/23/12)
Passer Rating	157.2	Peyton Manning (S.F., 10/19/14)	142.4	Brett Favre (G.B., 10/29/07)
Field Goals Made	5	Jason Elum (Mia., 10/13/02)	5	2x, last: C. Santos (K.C., 11/15/15)
Sacks	4	Elvis Dumervil (Cle., 9/20/09)	5	K. Mack (Oak., 12/13/15)
Interceptions	4	Deltha O'Neal (K.C., 10/7/01)	2	5x, last: B. McDougald (Sea., 9/9/18)

TEAM PERFORMANCES

	BY DENVER		BY OPPONENT	
Statistic	No.	Opponent (Date)	No.	Team (Date)
Points	52	Philadelphia (9/29/13)	52	Oakland (10/24/10)
Touchdowns	7	4x, last: Philadelphia (9/29/13)	8	Oakland (10/24/10)
Total Net Yards	568	Arizona (10/5/14)	534	Buffalo (12/19/20)
Rushing Yards	270	Kansas City (12/7/03)	369	Jacksonville (9/29/19)
Rushing Touchdowns	5	Kansas City (12/7/03)	5	Oakland (10/24/10)
Passing Yards (Net)	499	Atlanta (10/31/04)	452	Pittsburgh (11/25/18)
Passing Touchdowns	7	Baltimore (9/5/13)	4	3x, last: Kansas City (11/14/10)
Sacks	7	2x, last: Minnesota (10/4/15)	9	Kansas City (10/17/19)
Interceptions	5	New England (10/28/01)	4	Kansas City (11/15/15)
Fewest Points Allow.	0	3x, last: N.Y. Jets (9/26/21)	3	3x, last: New Orleans (11/29/20)
Fewest Net Yds. Allow.	96	San Diego (11/16/03)	112	New Orleans (11/29/20)
Fewest Rush Yds. Allow.	16	Kansas City (12/9/07)	14	Miami (11/2/08)
Fewest Pass Yds. Allow.	26	Kansas City (12/30/12)	12	New Orleans (11/29/20)
Takeaways	5	4x, last: Washington (10/27/13)	5	3x, last: San Diego (1/3/16)
Fewest Giveaways	0	30x, last: Las Vegas (1/3/21)	0	45x, last: Tampa Bay (9/27/20)
Turnover Ratio	+4	5x, last: Las Vegas (1/3/21)	+5	Kansas City (11/15/15)

BRONCOS STADIUM HISTORY

The Denver Broncos played nearly all of their home games for the first 41 seasons of club history in one building. Known since 1969 as Mile High Stadium, the facility opened in 1948 as Bears Stadium for the Denver Bears of baseball's old Western League with long range plans to utilize it for football as well. When Denver became a charter member of the American Football League in 1959, the south stands (8,100 seats) and portable east stands (9,616 seats) were added to give a capacity of 34,657 for football. The Broncos began play in 1960.

After Denver voters turned down a stadium bond issue to build an all-purpose metropolitan stadium in 1967, a non-profit group began a fundraising drive with the goal of purchasing the stadium for the city. In February 1968, the group bought the stadium from Rocky Mountain Empire Sports for \$1.8 million and presented it to the city of Denver. A 16,000-seat upper deck was immediately constructed over the west stands, raising the capacity to more than 50,000 for the 1968 season. In December 1968, the stadium was renamed Denver Mile High Stadium.

The Broncos posted a home record of 191-109-7 (.634) in 41 seasons of play from 1960-2000. With the exception of two games played at the University of Denver Stadium (1962 and '63 home openers; 1-1 record), every Broncos home game was played in the single facility known either as Bears Stadium or Mile High Stadium with the club posting a 190-108-7 (.638) record in the building. The Broncos went 19-40-2 (.328) from 1960-68 in Bears Stadium before posting a 171-68-5 (.711) record from 1969-2000 after the name was changed to Mile High Stadium.

The stadium was filled for every regular-season game from the beginning of the 1970 season through its final season in 2000. The Broncos sold out 237 consecutive regular-season games, and with postseason contests the total reached 250 over the 31-year period.

Expansion of Mile High Stadium, which began in 1975, was completed for the 1977 season to give the Broncos the seventh-largest home facility in the league. Denver voters passed a \$25 million bond issue in 1974 to expand and improve the stadium from its capacity of 51,706 to 75,100. The stadium held 63,532 for the 1976 season, halfway through the project.

Bringing the stadium to its final capacity of 76,098 in 1986 was the construction of 60 penthouse suites atop the west stands.

One of the unique aspects of Mile High Stadium was its movable east stands. The massive single section, when fully extended, formed a horseshoe configuration for football, and when retracted, was in position for baseball. The three-tiered structure, measuring 535 feet in length, 135 feet in height and 200 feet in depth, weighed nearly nine million pounds and was moved a distance of 145 feet between the two configurations. The move was facilitated by a process involving a thin layer of water on which the structure moved. Water was pumped onto more than 90,000 square feet of runways and formed a .003-inch sheet upon which the stands rested. Hydraulic rams then pushed the stands forward at the rate of three feet per minute, making the move last somewhere around two hours.

BRONCOS BROADCAST PRODUCTIONS

Housed in the Pat Bowlen Fieldhouse at UHealth Training Center, Denver Broncos Broadcast Productions produces original team programming that airs on the team's Partner Broadcast Stations in Denver, the Broncos' YouTube Channel and the NFL Connected TV App. Each week throughout the year, tune in for Broncos Country Connected with Alexis Perry, Broncos Weekend with Hall-of-Fame Safety Steve Atwater, and Broncos Country Tonight with KOA Radio partners Ryan Edwards and Benjamin Allbright.

Also each week during the season, watch for exclusive Broncos programming from television partners on Denver7 (KMGH) on Tuesday nights, 9News (KUSA) on Wednesday nights, the Coach's show on Fox31 (KDVR) on Thursday nights and Orange and Blue Friday on KWGN2.

FAST FACTS

Broncos Home Record, 1960-2000

(Bears Stadium/Mile High Stadium, University of Denver Stadium):

191-109-7 (.634)

Broncos Record at Bears Stadium/ Mile High Stadium:

190-108-7 (.638)

*19-40-2 (.328) as Bears Stadium, 1960-68
171-68-5 (.711) as Mile High Stadium, 1969-2000*

Broncos Record at U. of Denver Stadium

1-1 (.500)

First Broncos Game at Bears Stadium

Oct. 2, 1960
(Denver 31, Oakland 14)

Last Broncos Game at Mile High Stadium

Dec. 23, 2000
(Denver 38, San Francisco 9)



BRONCOS RADIO NETWORK



It's a Rocky Mountain tradition: KOA Radio and the Denver Broncos. For the 53rd consecutive season, Denver's 50,000-watt station serves as the flagship of the Denver Broncos Radio Network. KOA Radio is heard on both 850 AM and 94.1 FM.

Games also will be carried by more than 100 Broncos Radio Network affiliates throughout the West.

Dave Logan, who leads KOA's broadcast crew as the play-by-play announcer, is in his 26th full season as voice of the Broncos following seven years as color analyst on the broadcasts.

A Colorado native and 1971 winner of *The Denver Post* Gold Helmet Award, he is one of two athletes (along with Dave Winfield) drafted by franchises in Major League Baseball, the NBA and the NFL. Logan chose the latter, starting for the Cleveland Browns from 1976-83 and ascending into the top five of virtually every receiving category in the franchise's record books. He played his final season in Denver in 1984.

Since then, Logan has brought his love for sports and knowledge of the games to Colorado radio listeners. He currently co-hosts a weekday talk show on KOA Radio. He was named 1997 Broadcast Citizen of the Year in Colorado and has been Colorado Sportscaster of the Year three times (1992-'93 and '98).

Logan also is one of the most accomplished prep football coaches in the country, as he is the only coach in history to lead four different schools to a state title at the highest classification (10 championships total). He is in his 11th season coaching at Cherry Creek High School, winner of the 2014, '19, '20 and '21 Class 5A state championships.

Logan was named the Denver Broncos' Don Shula NFL Coach of the Year nominee in 2010 and was named a finalist for the national award in 2014, recognizing his integrity, achievement and leadership demonstrated by the winningest coach in NFL history. In 2021, Logan was named to the 2021 class of the National Federation of State High School Associations (NFHS) National High School Hall of Fame. He also was the recipient of the Denver Athletic Club's Career Achievement Award in 2012.

Rick Lewis joins Logan for his sixth full season providing color commentary for the Broncos Radio Network. A guest commentator for one game in 2016, Lewis co-hosts a weekday talk show with Logan on KOA Radio, and *The Rick Lewis Show* (previously *The Lewis and Floorwax Show*) from 5-9 a.m. each day on 103.5 The Fox. For nearly three decades, Lewis has been one of the top-rated radio personalities in the country and has been awarded Personality of the Year multiple times. He's an Emmy and Telly award winner for television, and has appeared in major motion pictures, network TV shows, and national commercials.

Lewis' sports broadcasting experience includes radio and TV play-by-play work for college and high school football, baseball, and basketball, and he previously co-hosted *The Truth*—a Broncos pregame show—on 103.5 The Fox.

Susie Wargin is in her fourth season as the sideline reporter for Broncos radio broadcasts. She is a fourth-generation Colorado native. Wargin began her communications career in Fort Collins as a radio intern, while attending Colorado State University. After graduating with a B.A. in Speech Communications from CSU, she pushed buttons for syndicated radio broadcasts. Her dream to be a DJ on the FM dial came true in 1992 when she started weekend overnights at 93.3 KTCL. From there Susie "Rocked the Rockies" at 106.7 KBPI for 9 years and is currently the midday DJ at 103.5 The Fox. While Susie loves music, her passion for sports has been tightly woven into her radio and TV careers: CSU radio football sideline reporter, first full-time female sports reporter for KOA, morning sports anchor at KUSA-TV and the host of specialty shows like the weekly *John Elway Show* and *CSU Coaches Show*. Susie has traveled & covered Denver area teams in two Super Bowls, the World Series, Stanley Cup playoffs, Frozen Four and NCAA Bowl games & March Madness. She also covered the 2010 Olympics or KUSA-TV/NBC in Vancouver. Susie is married with two children and enjoys training and competing in running and biking events, as well as spending time with her family.

BRONCOS TELEVISION PARTNER

KUSA (9NEWS) is the Denver Broncos' official television partner for the 12th consecutive season in 2022.

Serving as the club's primary television home, Colorado's News Leader provides quality Broncos content that brings fans closer to the team. 9NEWS also works in collaboration with the Broncos on various year-round community initiatives.

As the Broncos' partner television station, the NBC affiliate with the market's most comprehensive pregame show will carry all three of Denver's preseason contests.

9NEWS will host a series of weekly Broncos-related programs, including *Broncos Game Day Live* on Sundays from 9-9:30 a.m., *The Broncos Huddle* on Wednesdays from 6:30-7 p.m. (re-airs Wednesday night from 10:30-11 p.m. on KTVD-Channel 20), *Broncos Sideline Stories with Jim Saccomano* on Saturdays at 9:30 p.m. on KTVD (re-airs on Sunday mornings from 9:30-10 a.m. on 9NEWS) and *Broncos Tonight* on Sundays from 10:30-11 p.m., along with regular content with Broncos Head Coach Nathaniel Hackett and key players throughout the season. The *Broncos Huddle* and *Broncos Tonight* shows will begin airing after the first pre-season game.

Broncos Insider Mike Klis and on-air personality Rod Mackey will spearhead 9NEWS' in-depth, exclusive programming both over the air and digitally on 9news.com to bring Broncos Country up-to-date information about their team.



FIRST IN THE LOCKER ROOM.

FOUR BRONCOS SHOWS.

BRONCOS TONIGHT BRONCOS HUDDLE GAME DAY LIVE SIDELINE STORIES.

INSIDE ACCESS, BREAKING NEWS & HOMETOWN COVERAGE.

WATCH BRONCOS PRESEASON GAMES ON KTVD.



FUTURE SUPER BOWLS

Super Bowl LVII	February 2023	State Farm Stadium, Glendale, Ariz.
Super Bowl LVIII	February 2024	Allegiant Stadium, Las Vegas
Super Bowl LIX	February 2025	Mercedes-Benz Superdome, New Orleans
Super Bowl LX	February 2026	TBD
Super Bowl LXI	February 2027	TBD

GAMES IN EXTREME TEMPERATURES IN DENVER BRONCOS HISTORY

(Note – Wind chill figures are included only when noted on the play-by-play)

Coldest Games				Warmest Games			
Date	Game	Temp.	W.C.	Date	Game	Temp.	
Dec. 18, 1983	at Kansas City	0	-30	Sept. 23, 2001	at Arizona	103	
Dec. 17, 2000	at Kansas City	9	-1	Sept. 11, 1983	at Baltimore	99	
Dec. 10, 1972	vs. San Diego	9		Sept. 9, 1990	at Los Angeles Raiders	94	
Jan. 12, 2013	vs. Baltimore	13	2	Sept. 16, 2018	vs. Oakland Raiders	92	
Dec. 20, 1981	at Chicago	14		Sept. 19, 2010	vs. Seattle	91	
Dec. 19, 2004	at Kansas City	15	-1	Sept. 3, 1995	vs. Buffalo	91	
Dec. 28, 2015	vs. Cincinnati	16	7	Sept. 12, 1993	vs. San Diego	91	
Dec. 3, 2006	vs. Seattle	16	16	Oct. 22, 2017	at L.A. Chargers	90	
Dec. 21, 2008	vs. Buffalo	17	7	Sept. 12, 2010	at Jacksonville	90	
Dec. 31, 2017	vs. Kansas City	17	14	Sept. 27, 1998	at Washington	90	
Dec. 18, 2016	vs. New England	18	7	Sept. 1, 1996	vs. N.Y. Jets	90	
Dec. 8, 2013	vs. Tennessee	18	11	Sept. 3, 1978	vs. Oakland	90	
Nov. 28, 2004	vs. Oakland	18	9	Sept. 11, 2005	at Miami	89	
Nov. 23, 2003	vs. Chicago	18	8	Oct. 2, 2016	at Tampa Bay	88	
Jan. 1, 1978	vs. Oakland	18		Sept. 13, 2015	vs. Baltimore	88	
Dec. 14, 1975	vs. Philadelphia	18					

BRONCOS ALL-TIME TRAINING CAMP SITES

1960-61	Colorado School of Mines	Golden, Colo.
1962-64	Colorado State University	Fort Collins, Colo.
1965-66	Colorado School of Mines	Golden, Colo.
1967-71	Broncos headquarters	Adams County, Colo.
1972-75	California Poly-Pomona	Pomona, Calif.
1976-81	Colorado State University	Fort Collins, Colo.
1982-2002	University of Northern Colorado	Greeley, Colo.
2003-pres.	UCHealth Training Center	Englewood, Colo.

BRONCOS ALL-TIME RECORD ON ARTIFICIAL TURF

Opponent	Stadium	Reg. Season	Postseason
Atlanta Falcons	Georgia Dome	2-2	
Baltimore Ravens	M&T Bank Stadium	1-3	
Buffalo Bills	Rich Stadium/Ralph Wilson Stadium/New Era Field	6-9	0-1
Chicago Bears	Soldier Field	1-3	
Cincinnati Bengals	Riverfront Stadium/Paul Brown Stadium	7-5	
Dallas Cowboys	Texas Stadium/Superdome/Cowboys Stadium/AT&T	4-2	0-1
Detroit Lions	Silverdome/Ford Field	3-3	
Houston Oilers	Astrodome/NRG Stadium	4-6	0-1
Indianapolis Colts	Hoosier Dome/RCA Dome/Lucas Oil Stadium	4-7	0-2
Kansas City Chiefs	Arrowhead Stadium	8-12	
Los Angeles Chargers	SoFi Stadium	0-2	
Miami Dolphins	Orange Bowl	0-4	
Minnesota Vikings	Metrodome/US Bank Stadium	3-4	
New England Patriots	Schaefer Stadium/Gillette Stadium	1-6	0-1
New Orleans Saints	Superdome	4-1	
New York Giants	Giants Stadium/MetLife Stadium	3-3	
New York Jets	Giants Stadium/MetLife Stadium	5-4	
Philadelphia Eagles	Veterans Stadium	1-4	
Pittsburgh Steelers	Three Rivers Stadium	5-4	1-1
San Francisco 49ers	Superdome		0-1
St. Louis Cardinals	Busch Stadium	0-0-1	
St. Louis Rams	Trans World Dome/Edward Jones Dome	0-3	
Seattle Seahawks	Kingdome/Husky Stadium/ CenturyLink Field/Lumen Field	13-14	0-2
Total		75-102-1 (.421)	1-10 (.090)

ALL-TIME LOGOS



1960-61



1962-67



1968-96



1997-Pres.

ALL-TIME HELMETS



1960-61



1962-66



1967



1968-1996



1997-Pres.

ALL-TIME UNIFORMS



1960-61



1962-64



1965-66



1967



1968-96

Note: Through the years, there were minor variances in the team's official jerseys and helmets not depicted above.



Uniforms worn from 1968-96 had minor sock and jersey design variations in several seasons from the one displayed, which reflects the exact uniform worn in the late 1980s.

The Broncos switched back to orange jerseys (right) in 2012. The home navy jersey (left), which has been used since 1997, is still be worn as an alternate uniform by the team.



MEDIA INFORMATION

The Broncos' media guide was prepared to assist in the coverage of Denver's 2022 NFL season. For additional information, please contact a member of the public relations staff:

DENVER BRONCOS PUBLIC RELATIONS CONTACTS:

PATRICK SMYTH: Chief Communications Officer..... (303) 264-5536 / patrick.smyth@broncos.nfl.net
ERICH SCHUBERT: Sr. Director of Communications & Content.... (303) 264-5503 / erich.schubert@broncos.nfl.net
MEGAN BOYLE: Strategic Communications Manager (303) 264-5727 / megan.boyle@broncos.nfl.net
JORDAN BEASLEY: Football Communications Manager... (303) 264-5726 / jordan.beasley@broncos.nfl.net
TYLER GORSE: Public Relations Assistant (303) 264-5603 / tyler.gorse@broncos.nfl.net

The Broncos have a media website (<http://media.denverbroncos.com>) designed to serve the needs of all media who cover the club. The site contains the most up-to-date and complete information on the team as well as a photo database for convenient download of high-resolution images. The media website also serves as the **primary means to request credentials for Broncos home games through our online credentialing process.**

Requests for game credentials must be formally made by Tuesday of the week of each home game, and credentials may be picked up at the media will call window in the North tunnel of Empower Field at Mile High on game day.

It is understood that all credentials will be used for the purpose for which they were issued without exception. Violation of this policy will subject the bearer to ejection from Empower Field at Mile High.

WORKING PRESS: Admittance to the Broncos' press box is restricted to the WORKING PRESS ONLY. Credentials are marked with individual identification. Passes are non-transferable.

PHOTOGRAPHERS: Photographers are asked to take special note of the following conditions for use of press credentials, as set by the National Football League:

NOTICE OF CREDENTIAL USE CONDITIONS

"The terms and conditions governing use of this NFL credential are set forth in the Credential Use Conditions, which are available at <https://nflcommunications.com/Documents/Credentials2022.pdf> and incorporated herein by reference. By accepting this credential, you acknowledge that you have read and are bound by the terms and conditions set forth in the Credential Use Conditions."

Sideline photo passes will be tightly controlled by the public relations department and are generally limited to photographers shooting for a major metropolitan daily newspaper, wire service, or magazine of national circulation on specific assignment. As a general rule, field photo passes used for still photography will not be granted locker room access postgame.

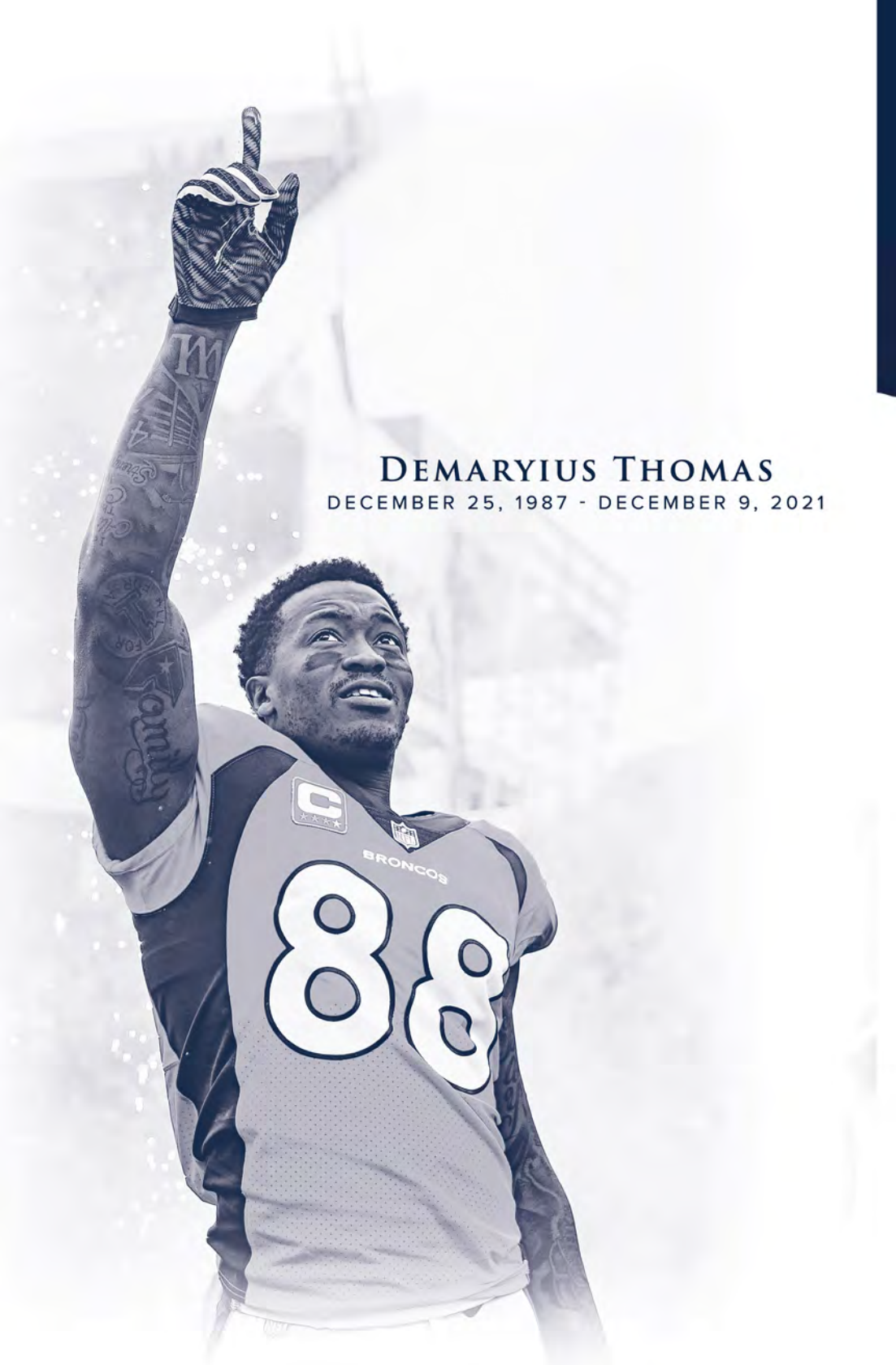
RADIO-TELEVISION: In making requests for broadcast credentials, please specify requirements for spotters and/or statisticians.

STADIUM ACCESS: To get to Empower Field at Mile High, which is located at 17th Avenue and Bryant Street, take Interstate 25 to the Empower Field at Mile High Exit (Southbound, it is the 23rd Ave. Exit; Northbound it is the 17th Avenue Exit). The press entrance and media will call are located at the north tunnel of the stadium.

DRIVING INSTRUCTIONS TO EMPOWER FIELD AT MILE HIGH FROM DENVER INTERNATIONAL AIRPORT: Exit airport on Pena Boulevard and continue to Interstate 70. Take Interstate 70 West to Interstate 25 South. Continue on I-25 South and exit at 23rd Ave. Go straight through the intersection onto a special frontage road, and then follow the directions to Lots H, I, J and K. ***If you do not already have a parking pass in hand, you will not be able to gain access to the frontage road.***

DRIVING INSTRUCTIONS TO DENVER INTERNATIONAL AIRPORT FROM EMPOWER FIELD AT MILE HIGH: Depending on your lot location, follow signs to Interstate 25 North. To do so you can take 20th Avenue East to Clay Street, turning left at Clay and proceeding to 23rd Avenue. Take a right at 23rd Avenue and continue to Interstate 25 entrances. Another route would be to follow Bryant Street (which runs north-south on the east side of the stadium) to 17th Avenue East, which will continue beneath an overpass and take you directly to I-25 North. Take I-25 North to I-70 East. Follow the signs to DIA. Please allow 45 minutes from Empower Field at Mile High to DIA.

POST-GAME TRANSPORTATION: Please advise Broncos PR personnel as soon as possible should you require transportation following the game. The amount of time you must wait will obviously decline as time goes by following the conclusion of the game. Should you wish to make your own arrangements, the numbers of local cab companies are 303-777-7777 and 303-333-3333.



DEMARIYUS THOMAS

DECEMBER 25, 1987 - DECEMBER 9, 2021