



HOUSTON
TEXANS


★ **2022 SEASON** ★

MEDIA GUIDE

TABLE OF CONTENTS



MEDIA POLICY, SERVICES & STAFF	3	All-Time Head Coach Records	125-137
EXECUTIVE MANAGEMENT	7-12	All-Time Series Totals	139
Ownership	7	Texans Attendance Records & All-Time Series Totals	139
Executive Leadership	9-11	All-Time Preseason Records	143
Limited Partners	12	All-Time Series Results	140-142
COACHING STAFF	15-45	All-Time Preseason Results & Records	143
Coaching Staff	15-44	All-Time Alphabetic Roster	144-146
Texans Coaches In The Postseason	45	All-Time Numeric Roster	147-150
TEXANS STAFF	47-81	All-Time Practice Squad Roster	151
Texans Staff Cover	47	All-Time Coaches	153
Staff Directory	48-52	Texans Trade History	155
Staff Headshots	53-81	Texans Free Agency History	157-159
2021 TEXANS SEASON IN REVIEW	83-117	Texans In Primetime	160
2021 Regular Season Statistics (4-13)	83	Texans In Overtime	161
2021 Defensive Statistics	85	Texans Honors	162-164
2021 Statistical Leaders	86	Texans Draft History	165
2021 Player Participation	88	Texans Yearly Final Statistics	167-216
2021 Player Participation	89	TEXANS KICKOFF	218-221
2021 Texans Starters	90	2022 Texans Schedule	218
2021 Inactives	91	NRG Stadium	219
2021 Highs & Lows	92	2022 NFL Schedule	220
2021 Individual Single-Game Highs	94	PLAYER BIOS	223-426
2021 Houston Texans Record When... ..	95	Player Bios	223-426
2021 Texans Transactions	96-99	TEXANS RECORDS	428-507
2021 NFL Standings	100	All-Time / Year-By-Year Leaders	428-432
2021 Game Summaries	101-117	Regular Season Individual Records	433-455
TEXANS HISTORY	119-216	Regular Season Team Records	456-483
Ring of Honor	119-124	Postseason Individual Records	484-494
Year-By-Year Results	125-137	Postseason Team Records	495-507





CREDENTIALS

The Houston Texans 2022 credential application is now available online. Media can begin applying for credentials by visiting the [credential application website](#).

All media are required to apply for credentials to attend games during the 2022 Season. Season credential requests are due by [Friday, July 15 at 5 p.m. CT](#) and will be issued in August. The deadline for requesting single-game passes is Tuesday by 5 p.m. CT the week of each home game.

Credential requests must be submitted by the assigning producer/editor/photo editor. Please coordinate your coverage and include all requests for credentials on one application.

Media credentials will be granted based on the following guidelines:

1. Houston-area media agencies which cover the Houston Texans on a daily basis will receive top priority.
2. Media agencies which cover the opposing team as requested by the opposing team's public relations staff.
3. National media agencies which cover the National Football League regularly (includes online properties such as ESPN.com, Yahoo! Sports, CBSSports.com, etc.).
4. Daily or weekly newspapers with a circulation of at least 100,000.
5. Television stations with a nightly news show and a nightly sports segment.
6. Radio stations with a 24-hour sports format and are affiliated with a national radio network (i.e. ESPN, Sporting News, Westwood One, etc.).
7. Daily or weekly newspapers with a circulation of at least 50,000.
8. Other requests not falling under one of the above categories will be considered on the basis of space availability in the NRG Stadium press box.

Credentials will not be issued to freelance writers or photographers unless requested by a recognized news organization or sports publication. All outlets/publications must be able to provide examples of past and current coverage of the Texans, the NFL or other sports assignments if requested.

ROAD GAME CREDENTIALS

If you are a regular member of the Houston media who would like to cover the Texans on the road, submit your request for game credentials and parking passes to **Omar Majzoub** at omar.majzoub@houstontexans.com. All requests must be submitted no later than one game prior to a road contest. Credentials will be distributed on Wednesday or Thursday during open locker room.

FIELD ACCESS

Please note that in accordance with the NFL Gameday Field Access Policy and the NFL Broadcast Policy for the 2022 Season, field access will be limited at all Texans home games. Not every local outlet will be granted permission and each local outlet that is granted permission will be limited to one shooter on the field per game. A member of the communications staff will ask the submitter/editor to designate each outlet's field shooter at least 48 hours before the start of each game.

MEDIA ENTRY AT NRG STADIUM

The media entrance and media will call at NRG Stadium is on the west side of the stadium at the corner of Kirby Drive and Murworth Drive. On gameday, the appropriate game credential must be presented at the media entrance for admission into the stadium. Game credentials not picked up in advance will be available on game day at the media will call window. Please remember to bring valid identification. The window will open three hours prior to kickoff and bags will be checked upon entrance to the stadium.

POSTGAME INTERVIEWS

Both team locker rooms will be open to press bearing the proper credentials following the NFL-mandated 10-minute cooling-off period. Additionally, Texans coaches and players will be available in the Team Auditorium on the West side of the stadium and the visiting team will be available in the Tour Theatre across from the visiting locker room on the South side of the stadium. Members of the media needing to conduct postgame interviews will be given access to the Texans and visiting interview rooms after the game, as well as the home and visiting locker rooms.

OPEN LOCKER ROOM

The Texans will also have open locker room periods on Wednesday, Thursday and Friday. No still photographers, cell phone videos or autographs are allowed in the Texans Locker Room. Live shots and live streaming are also not permitted. Everyone in the locker room must dress professionally and have a job function. The Texans communications department can remove any member of the media from the locker room for improper dress or unprofessional behavior.

INTERVIEW REQUESTS

All interview requests for Houston Texans, executives, coaches and players should go through the Texans communications department. Members of the Texans organization, including players, should not be contacted separately for interview requests. Please give at least 24 hours for your request.

PRACTICE REGULATIONS

Texans practices will be open to the media during the week as specified. We will provide a specific time during practice for shooting video and photos.

DISTRIBUTION LISTS

To get added to the Texans email distribution list for media, please contact **Jackson Riebel** at jackson.riebel@houstontexans.com.

PARKING DURING THE WEEK

Texans practices will be open to the media during the week as specified. We will provide a specific time during practice for shooting video and photos. Parking for covering Texans weekly press conferences, practices, open locker room sessions or access to the media workroom will be in the Teal Lot, located at the northeast corner of Kirby Drive and Murworth Drive. Gameday parking will be issued with the 2022 credentials in either the Teal Lot or the Purple Lot.

HOUSTON TEXANS MEDIA SERVICES



HOUSTON TEXANS ON NFL OMG

The Texans media website is www.NFLOMG.com. Please follow the link and click on the Texans logo to access the team's page. It is an easy-to-use, one-stop shop for all media needs and information regarding the Texans.

For customized access to the NFL OMG site, please utilize your email address as your username and "TexansMedia" as your password. If you have any issues accessing the site, please contact **Jackson Riebel** at jackson.riebel@houstontexans.com or 281-900-5708. For generic access, please utilize the username "HoustonTexans" and password "TexansMedia".

The Texans' interactive site will contain the complete 2022 Media Guide, all weekly game releases, player bios and rosters, Texans staff information and bios, weekly flip cards, a game tracker, all Texans team and individual records and statistics, Texans historical information, daily press releases and transcripts and much more.

The game releases are updated weekly during the season and available in a PDF format. Team notes, player bios, team and individual records, miscellaneous stats and game summaries are updated following each game and posted on the site.

In an effort to significantly reduce paper waste at NRG Stadium, the Texans will digitally provide live statistics, updated player notes, postgame quotes and more during the 2022 season.

NFLOMG.COM

Username: (your email address)

Password: TexansMedia

HOUSTONTEXANS.COM

Fans can access coverage on www.HoustonTexans.com throughout the season on Texans TV. The Texans stream live video of press conferences as well as game highlights, interviews, in-depth team features, community recaps, NFL Network footage and much more.

HOUSTON TEXANS FTP FOOTAGE

The Texans regularly distribute press conference footage and b-roll packages via Dropbox. If you would like to be added to the distribution list, members of which receive emails when new content is uploaded, please contact **Tim Wiemann** at tim.wiemann@houstontexans.com.

TRANSCRIPTS

The Texans communications staff sends out transcripts of press conferences, open locker room interviews and postgame interviews throughout the season. To be added to the Texans email list, please contact **Rachel Richards** at rachel.richards@houstontexans.com. All transcripts will also be posted on the Houston Texans NFL OMG website at www.NFLOMG.com.

TEXANS PR ON TWITTER

For up-to-the-second news, press releases, transcripts, game information, bios, notes and a variety of other information on the Houston Texans, follow the Texans PR Department on Twitter: [@TexansPR](https://twitter.com/TexansPR).

TEXANS COMMUNICATIONS STAFF



Omar Majzoub
Director of
Communications



Lindsey Fox
Business & Internal
Communications Manager



Evert Geerlings
Football Communications
Manager



Jackson Riebel
Communications
Coordinator



Rachel Richards
Communications
Intern



Tim Wiemann
Communications
Intern

CONTACTING THE TEXANS COMMUNICATIONS STAFF

Staff Member	Email	Phone
Omar Majzoub	omar.majzoub@houstontexans.com	281-900-5708
Lindsey Fox	lindsey.fox@houstontexans.com	346-646-2599
Evert Geerlings	evert.geerlings@houstontexans.com	346-455-7742
Jackson Riebel	jackson.riebel@houstontexans.com	507-272-9624
Rachel Richards	rachel.richards@houstontexans.com	717-480-2788
Tim Wiemann	tim.wiemann@houstontexans.com	847-452-6617

POWERING GAMEDAY

Score a **\$100 Visa® Prepaid Card** and
an invitation to a Houston Texans
autograph session.*



The Reliant Texans plan
reliant.com/texans | **1-866-RELIANT**



reliant[®]
an NRG company

OFFICIAL ENERGY PROVIDER

*Offer valid for new residential customers only. Visa Prepaid Cards are available while supplies last. Limit one per household. Allow 8-12 weeks for Visa Prepaid Cards delivery. Terms and conditions are applied to Visa Prepaid Cards. Card is issued by the Bancorp Bank, Member FDIC, pursuant to a license from Visa U.S.A., Inc. Visa U.S.A., Inc., is not affiliated with Reliant Energy and does not endorse or sponsor this program. See reliant.com/texansplan for details.

Reliant is a registered service mark of Reliant Energy Retail Holdings, LLC. Reliant Energy Retail Services, LLC (PUCT Certificate #10007). © 2022 Reliant Energy Retail Holdings, LLC. All rights reserved. 1463674



HOUSTON
TEXANS

EXECUTIVE
MANAGEMENT



JANICE
McNAIR



CO-FOUNDER AND SENIOR CHAIR

Janice Suber McNair is co-founder and senior chair of the Houston Texans. Since moving to Houston in 1960, Bob and Janice raised four children and embarked on a lifelong career of giving back to the community. The McNairs have been champions of philanthropy, making education and medical research the cornerstones of their charitable giving. Contributions are made through The Robert and Janice McNair Foundation and the Houston Texans Foundation, and The Robert and Janice McNair Educational Foundation in Forest City, N.C. McNair serves as a director of each foundation. To date, they have contributed more than a half billion dollars to charity.

The McNairs started the Houston Texans Foundation with the inception of the Houston Texans in 2002 and a strong desire to do great things for Houston. The mission of the foundation is to be Champions for Youth. Since 2002, more than \$41.7 million has been raised through annual fundraising events, disaster response programs, United Way campaigns and partnerships with nonprofit organizations. The Texans Foundation is aligned with three strategic community partners: the Houston Texans YMCA, Boys & Girls Clubs of Greater Houston and the Houston Food Bank.

The McNairs established McNair Scholars programs which recruit the best and brightest students and faculty to the University of South Carolina, Rice University, Baylor College of Medicine, M.D. Anderson Cancer Center and Texas Children's Hospital. Their contributions to academic medical research are leading to discoveries and seeking cures for disease. Baylor College of Medicine named the McNair Campus in recognition of their transformational gift in 2007 to the McNair Medical Institute and the McNair Scholars Program. In 2015, the McNairs established McNair Centers for Entrepreneurism and Free Enterprise. Today, these Centers at Rice University's Baker Institute for Public Policy, the University of St. Thomas Houston, Houston Baptist University, the University of South Carolina and Northwood University in Midland, Michigan promote an understanding and appreciation of the role innovation, entrepreneurship and free enterprise play in society.

The McNairs have four children, sixteen grandchildren and nine great grandchildren. Janice grew up in Orangeburg, S.C., was active in sports, choir and student government, president of the South Carolina Association of Student Councils and governor of the South Carolina Girls' State. She graduated from Columbia College in Columbia, S.C. with a degree in education and later received an honorary doctorate from Columbia College. Janice is a breast cancer survivor.



CAL
McNAIR



CHAIR AND CHIEF EXECUTIVE OFFICER

Cal McNair became the chairman of the Houston Texans in July 2018 and assumed the role of chief executive officer in January 2019. Previously, McNair served as the organization's vice chairman since 2008 and its chief operating officer from 2012 through 2018. He has held a limited partner interest in the Texans since 2001. McNair regularly attends NFL meetings as part of team management, chairs the NFL Audit Committee and serves on the NFL Investment Committee.

McNair previously worked at Cogen Technologies for 11 years, joining the company as one of its first employees in 1987. While at Cogen, he helped oversee the construction of several major power plants in the eastern United States, managing those assets in the areas of financial analysis and project management.

McNair also serves as a director of Palmetto Trust Company. McNair is a member of the board of trustees of the Robert and Janice McNair Foundation and is the director, chairman and chief executive officer of the Houston Texans Foundation. The nonprofit's contributions of more than \$41.7 million since its inception in 2002 supports its mission to be "Champions for Youth".

McNair is also a member of the United Way's prestigious Alexis de Tocqueville Society, and a current or past member of the Amegy Bank Advisory Board, the University of Texas Chancellor's Council, the Council of Overseers at Rice University's Jones Graduate School of Business, the Houston Zoo Board, the Fort Worth Zoo Board and the All Saints Episcopal School Board in Fort Worth.

McNair and his wife, Hannah, are involved in and support many charities and philanthropic efforts, including the YMCA, Boys & Girls Clubs of America, Houston Food Bank, United Way, DePelchin Children's Center, Pro-Vision, Bo's Place, The Holocaust Museum, Child Advocates, The Brookwood Community, The Mission of Yahweh, March of Dimes, American Cancer Society, MD Anderson, Lone Survivor Foundation, USO, Star Of Hope, Barbara Bush Houston Literacy Foundation, Houston Police Foundation, Candlelighters Childhood Cancer Family Alliance, Houston Livestock Show and Rodeo, Texas Children's Hospital, United States Fund For UNICEF, Houston Methodist Hospital, Houston Area Women's Center, The Children's Assessment Center, Impact A Hero, Freedom Place, Big Brothers Big Sisters, and many others.

McNair attended The University of Texas at Austin, where he was a four-year member of the Longhorns' football team. He earned a master's degree in business administration from the Rice University Jesse H. Jones Graduate School of Management.

Born in Houston, McNair attended Cypress-Fairbanks High School. He has seven children: Devon, Raelyn, Vivian, Robert, Calhoun, Michael, and Hunter Grace, as well as a granddaughter, Charlotte. McNair resides in Houston with his wife, Hannah.



GREG
GRISSOM

PRESIDENT



Greg Grissom became the second president in the Houston Texans' 21-year history on March 24, 2021. He oversees the management and direction of all Texans' business operations, marketing, communications and public relations, content strategy, community relations, ticket sales and membership services, corporate partnerships, and the overall general administrative functions of the team, including accounting, legal and human resources, and general administration. In addition, he also oversees Lone Star Sports & Entertainment (LSSE) which is a leading event management company focused primarily on college football and international soccer events.

As a key member of the organization since its inaugural season, Grissom previously held the position of senior vice president of corporate development. He served the team in numerous leadership capacities since 2002 and spearheaded several business expansion efforts as well as key external relationships. Since 2012, the Texans franchise witnessed landmark growth, from HoustonTexans.com to Texans Radio and Texans TV digital platforms, creating a wealth of new opportunities for sponsors and fans. The launch of Houston Texans Luxe in 2017, thanks in significant part to Grissom's efforts, vaulted the organization into a top leader in value creation for suite holders among NFL franchises.

During his first season as president, Grissom led the innovative effort to redefine what it means to be a Houston Texans Season Ticket Member. Through conversations with fans, Grissom and his team provided Season Ticket Members with new savings, more flexibility and better benefits to express the team's gratitude for their loyalty. In addition, the team reimaged its annual Draft Party under Grissom's leadership. Held at iconic Miller Outdoor Theatre, more than 3,500 fans packed the park to share in the excitement of the first round of the 2022 NFL Draft.

Grissom holds more than two decades of experience in sports sponsorship sales, planning, execution and event marketing. He worked for Enron Corp. as a sports marketing specialist before joining the Texans. Grissom also spent more than four years with the Houston Astros as an account services manager and later as the club's promotions coordinator.

Grissom represents the Texans organization on the Board of Directors for the Houston Food Bank. A native of Austin, he attended Baylor University. Grissom lives in Houston with his wife, Jamie, their daughter, Campbell, and son, Sam.



NICK
CASERIO

GENERAL MANAGER



Nick Caserio was named general manager of the Houston Texans on Jan. 7, 2021, becoming the fifth general manager in franchise history. He joined the Texans after spending 20 seasons with the Patriots, including 18 in player personnel. During his time with New England, the team won six Super Bowl titles, which is tied for the most by any NFL franchise in league history.

Caserio spent the first season in Houston laying the foundation for the program with the acquisition of key veterans along with a 2021 Draft Class who all made meaningful contributions to team in their first season. The Texans entered the 2022 NFL Draft with multiple first round picks for just the second time in franchise history (2004). In his first two seasons, Caserio has shown the willingness to be both aggressive and progressive with the team-building approach.

In Caserio's 20 seasons with New England, the Patriots made the Super Bowl nine times with six wins, captured 17 AFC East division titles and were a playoff team every year except for 2002, 2008 and 2020. Caserio was instrumental in drafting, signing and developing players who were essential pieces of one of the most successful dynasties in NFL history. Caserio was named the director of player personnel in 2008 after serving in a number of roles for the personnel department and coaching staff.

Following a three-year stint as the team's director of pro personnel (2004-06), Caserio coached the Patriots wide receivers in 2007, in which the offense helped break the NFL record for points scored (589) en route to an undefeated regular season.

Caserio joined the Patriots in June 2001 as a personnel assistant. During that season, his role was expanded to include film breakdown and scouting report preparation for the offensive staff. He became an offensive coaching assistant in February 2002 and returned to player personnel in 2003 as an area scout prior to becoming director of pro personnel in 2004. In addition to his duties in the personnel department, Caserio handled coaching booth responsibilities for the coaching staff on game days.

Caserio entered the coaching ranks as a graduate assistant at Saginaw Valley State University in 1999 and spent two seasons with the program. He joined the Patriots scouting department following a brief time with Central Michigan as a graduate assistant in the spring of 2001.

Caserio was a standout quarterback at John Carroll University, as the Blue Streaks compiled a 33-7-2 record in the four seasons he started for the team. He was a two-time captain and three-time All-Conference performer. In 1997, Caserio helped lead the team to a 10-2 record and the school's second appearance in the NCAA Division III Tournament, where it advanced to the national quarterfinals.

Caserio grew up in Lyndhurst, Ohio. He earned his degree in finance from John Carroll and later earned his master's degree of business administration from Saginaw Valley State. Caserio was a three-time Academic All-Conference selection at John Carroll. Caserio and his wife, Kathleen, have three daughters, Whitley, Chatham and Charleston.



JACK EASTERBY



EXECUTIVE VICE PRESIDENT OF FOOTBALL OPERATIONS

Jack Easterby is the executive vice president of football operations for the Houston Texans. Easterby is responsible for the vision and oversight of the organization's football operations, which includes athlete performance, Texans football facilities, team development, sports medicine as well as football technology and decision sciences. His role also includes the oversight of the football operations budget and the development of all football operations system curriculum.

Easterby joined the Texans in April 2019 as executive vice president of team development and was promoted to his current role in January 2020. During his time with the Texans, he has also served on multiple strategic performance groups within Leaders in Sport and has served as an advisor to several NFL programs within their committees. In particular, Easterby was selected by the NFL to serve on the leadership council for the league's Bill Walsh Diversity Coaching Fellowship Program. Throughout his career, Easterby has been an outspoken advocate for equal opportunities for all people, including being recognized by the Boston Business Journal's Leaders in Diversity for his commitment to instilling diversity and inclusion in leadership during his time with the New England Patriots.

Prior to becoming a Houston Texan, Easterby worked for the New England Patriots for six historic seasons. These seasons included four Super Bowl appearances resulting in three world championships. He served in a variety of leadership capacities with the Patriots expanding to his position as team development director and managed several programs within the organization. He began his tenure as the team's character coach in 2013. Prior to joining the Patriots, Easterby served in the Kansas City Chiefs organization for the 2011 and 2012 seasons, focusing on player development in a character development role championed by former Kansas City General Manager, Scott Pioli.

Over his career, Easterby has served as a team and athlete development consultant for multiple professional teams, including mentoring coaches, players and administrators from the PGA Tour, MLB, NBA and United States National Teams. Easterby's first NFL experience was with the Jacksonville Jaguars' football operations and public relations departments in 2004. He went on to become the character coach for the University of South Carolina Athletics Department from 2005-10, where he implemented team-building programs for several Olympic sports including the 2010 NCAA baseball national champions and the eventual women's basketball national champions. Easterby also played an important role on campus, assisting the university with developing team building and athlete life skill initiatives.

Easterby and his family are founders of The Greatest Champion Foundation, an educational nonprofit foundation. The foundation partners with leaders in high schools, universities, and professional athletics to prepare and empower them to address the challenges impacting their roles and institutions. As a result of its efforts, the foundation has successfully trained and placed character coaches in athletic departments and professional organizations across the country. Easterby currently serves as Chairman of the Board for the foundation.

The Columbia, S.C. native graduated from Newberry College, where he captained the basketball and golf teams to historic seasons at the time, setting records in men's golf for lowest nine-hole score and tying for the lowest 18-hole score. As a senior, Easterby was named Scholar Athlete of the Year by both Newberry College and the South Atlantic Conference, as well as receiving the SAC Male Athlete Character Award and the American Legion Athlete of the Year Award.

Easterby and his wife, Holly, have two daughters, Houston and Harriet.



Mary Anne Dingus
Chairman
Dingus Investments



Charles W. Duncan III
President
Duncan Interests



Harry Gee Jr.
Principal
Gee & Zhang, LLP



E. Javier Loya
Chairman and CEO
OTC Global Holdings



Kay M. Onstead
President
Onstead Holdings, LLC



Gary R. Petersen
Partner
EnCap Investments,
L.P.



Joseph W. Sutton
Chairman and CEO
Sutton Ventures
Group, LLC



Leading Orthopedic Care to

KEEP THE TEXANS MOVING

At Houston Methodist Orthopedics & Sports Medicine, we are experts in helping the body do what it was designed to do — stay in motion. As team doctors for the Houston Texans, our specialists are trusted to keep the players at the top of their game. So whether your goal is to get back on the field or get back to work, we have the expertise and technology to get you back on your feet — and keep you moving.



HOUSTON
Methodist[®]
ORTHOPEDICS &
SPORTS MEDICINE


OFFICIAL HEALTH CARE PROVIDER

713.790.3333
houstonmethodist.org/texans
20 convenient locations



HOUSTON
TEXANS

COACHING STAFF



LOVIE
SMITH

HEAD COACH

2ND SEASON WITH TEXANS / 21ST NFL SEASON



Lovie Smith was named head coach of the Houston Texans on February Feb. 7, 2022, becoming the fifth head coach in franchise history. Smith enters his second season with the Texans after serving as the team's associate head coach / defensive coordinator during the 2021 season.

With 41 total seasons of coaching experience, Smith owns 11 seasons of experience as an NFL head coach, having spent nine seasons (2004-12) with the Chicago Bears and two seasons (2013-14) with the Tampa Bay Buccaneers. In 20 total seasons of coaching in the NFL, Smith has taken part in 171 regular season wins, eight playoff appearances, six division titles, three NFC Championship games and two Super Bowls (XXXVI and XLI). Smith received NFL Coach of the Year honors from the Associated Press while with the Bears in 2005 and has coached players to 53 Pro Bowls and 17 AP First-Team All-Pro selections.

As associate head coach / defensive coordinator for the Texans in 2021, Smith led a defense that recorded 25 total takeaways, a total that tied for 10th in the NFL and marked a 16-takeaway improvement from the team's total of nine in 2020. Houston's defense intercepted 3.1 percent of opponent passing attempts, the fifth-highest rate in the NFL, while 11 separate defenders contributed with at least one interception, tied for most in the NFL. Smith worked directly with DB Tavierre Thomas, who enjoyed a breakout season and led all NFL slot cornerbacks (min. 50 coverage snaps) by allowing a 67.1 passer rating when targeted according to NFL Next Gen Stats.

Smith joined the Texans after serving as head coach at the University of Illinois from 2016-20. Smith led the Fighting Illini to the Redbox Bowl in 2019, the program's first bowl appearance in five years, after clinching a berth with a 37-34 win at Michigan State (11/9), the largest comeback victory in school history. He also led Illinois to one of the biggest upsets in Big Ten history with a 24-23 victory over No. 6 Wisconsin (10/19), earning him the Dodd Trophy National Coach of the Week. The team would go on to win four straight Big Ten games, its longest conference winning streak since the 2001 Big Ten Championship team finished the regular season with seven straight conference victories.

Smith came to Illinois after working as the head coach for the Buccaneers from 2014-15. Under Smith's guidance, the Buccaneers offense totaled the fifth-most yards per game (375.9 avg.) in 2015 behind rookie QB Jameis Winston. Winston totaled 4,042 passing yards on the season, the third-highest mark by a rookie quarterback since the 1970 merger. Smith also helped DT Gerald

McCoy (2014-15) and LB Lavonte David (2015) earn Pro Bowl appearances as part of a defense that improved to a top-10 defense in 2015.

Smith joined the Buccaneers after spending nine seasons (2004-12) as the head coach of the Chicago Bears. During his tenure, Smith led Chicago to an 81-63 (.563) regular season record, while going 3-3 in the postseason. He led the Bears to three division titles, two NFC Championship Game appearances and the 2006 NFC Championship, which propelled Chicago to its first Super Bowl appearance in 21 years.

Smith departed Chicago ranked third all-time in coaching victories, trailing only Hall of Famers George Halas and Mike Ditka. Under Smith's guidance, the Chicago defense led the NFL in takeaways (310), three-and-out drives forced (485), three-and-out drive percentage (26.4%), third down percentage (34.1%) and red zone scoring efficiency (79.3%). Chicago ranked second in the league in opponent yards per pass attempt (6.52) and red zone takeaways (37), third in opponent passer rating (76.0), fourth in scoring defense (19.2 points per game) and seventh in rushing average (4.0).

The Bears' defense was one of the best in the NFL at generating points from turnovers, returning 34 of their 310 takeaways for touchdowns, including 26 interceptions returned for scores, tied for the most in the NFL during that time. Chicago's 303 total touchdowns allowed during Smith's tenure were the third-fewest in the NFL. The Bears gave up the fewest points in the NFC during the 2005 and 2006 seasons, including leading the league in Smith's second season.

While the team was known for its defensive successes, Chicago also had some of its best offensive performances under Smith. The 2006 Bears scored 427 points, the third-most in franchise history. In 2009, QB Jay Cutler set franchise records for completions (336) and attempts (555), while recording the second-most passing yards (3,666) in team history. Cutler became the first quarterback in franchise history to post consecutive 3,000-yard seasons (2009-10), while also becoming the first Bears quarterback to have back-to-back seasons with at least 20 touchdown passes.

In the same season, RB Matt Forte became just the second player in franchise history (along with Walter Payton) to have 1,000 rushing yards and 500 receiving yards in the same season. Forte became the first player in NFL history with at least 900 rushing yards and 400 receiving yards in each of his first four seasons (2008-11). In Smith's final season as head coach, the team



had a 3,000-yard passer, a 1,000-yard rusher and a 1,000-yard receiver for the second time in franchise history, a feat made possible by WR Brandon Marshall's franchise records for receptions (118) and receiving yards (1,508).

Smith was named the AP NFL Coach of the Year for 2005 after leading the Bears to a division title in the shortest amount of time in team history, doing so in his second campaign while setting a franchise record for victories by a sophomore head coach with an 11-5 record. Smith was the fourth head coach in team history to win the award after team founder George S. Halas (1963 and 1965), Mike Ditka (1985 and 1988) and Dick Jauron (2001). After winning just one of their first four games to start the 2005 campaign, Smith rallied the Bears to become the 20th NFL team since 1990 to qualify for the postseason after beginning the season 1-3. The Bears turned their season around as Smith guided the team to eight consecutive mid-season wins, the third-longest win streak in the NFL in 2005 and the longest by Chicago since the 1985 Super Bowl championship team won 12 straight games.

Smith came to Chicago after serving as the defensive coordinator of the St. Louis Rams from 2001-03, where he added the title of assistant head coach during his final season. During Smith's time in St. Louis, the Rams tied for second in fumble recoveries (88), ranked third in the NFL in takeaways (106), tied for sixth in sacks (125) and tied for eighth in interceptions (57). St. Louis won 33 games during Smith's tenure with the team, third-most in the NFL during that span behind Green Bay and Philadelphia. He capped his stint in St. Louis in 2003 by orchestrating a defense that led the NFL with 46 takeaways and 22 fumble recoveries, while tying for fourth with 24 interceptions. In 2002, the Rams defense finished tied for fourth in the NFC and tied for fifth in the NFL in fewest touchdowns allowed (30) while

ranking sixth in the NFC and eighth in the NFL in third-down efficiency (36.0%).

Prior to his time in St. Louis, Smith contributed to the revival of Tampa Bay's defense as the team's linebackers coach from 1996-2000. In four seasons prior to Smith's arrival, the Buccaneers never ranked above 20th in total defense, but finished 11th in 1996 (300.9 ypg), third in 1997 (289.3), second in 1998 (271.6), third in 1999 (267.5) and ninth in 2000 (300.0). Smith helped LB Derrick Brooks develop into a perennial Pro Bowl selection and one of the NFL's all-time greatest linebackers. Brooks made the first Pro Bowl of his team-record 11 career Pro Bowl appearances as a second-year player in 1996, which was Smith's first season as his position coach. That same season, Smith helped LB Hardy Nickerson earn his second career Pro Bowl nod. Brooks and Nickerson made a combined eight Pro Bowl appearances under Smith's guidance.

Smith began his coaching career at his hometown high school, Big Sandy (Texas) High School in 1980 before moving to Cascia Hall Prep in Tulsa, Okla., in 1981. In 1983, Smith made the jump to the college ranks at his alma mater, Tulsa, as linebackers coach, where he stayed through 1986. He went on to coach linebackers at Wisconsin (1987), Arizona State (1988-91) and Kentucky (1992) before coaching defensive backs at Tennessee (1993-94) and Ohio State (1995).

A native of Big Sandy, Texas, Smith led the Wildcats to three consecutive state championships in high school and was all-state three years as a defensive end and linebacker. Smith was a two-time All-American and three-time All-Missouri Valley Conference defensive back and linebacker at the University of Tulsa.

Smith and his wife, MaryAnne, have three sons, Mikal, Matthew, and Miles, who is the linebackers coach for the Texans.



COACHING HISTORY

Year	Position	Team
2022	Head Coach	Houston Texans
2021	Associate Head Coach / Defensive Coordinator	Houston Texans
2016-20	Head Coach	Illinois
2014-15	Head Coach	Tampa Bay Buccaneers
2004-12	Head Coach	Chicago Bears
2003	Assistant Head Coach / Defensive Coordinator	St. Louis Rams
2001-02	Defensive Coordinator	St. Louis Rams
1996-2000	Linebackers	Tampa Bay Buccaneers
1995	Defensive Backs	Ohio State
1993-94	Defensive Backs	Tennessee
1992	Linebackers	Kentucky
1988-1991	Linebackers	Arizona State
1987	Linebackers	Wisconsin
1983-86	Linebackers	Tulsa
1981-82	Assistant Coach / Defensive Backs / Wide Receivers	Cascia Hall Prep High School
1980	Defensive Coordinator	Big Sandy High School



PEP HAMILTON

OFFENSIVE COORDINATOR
2ND SEASON WITH TEXANS / 16TH NFL SEASON



Pep Hamilton enters his second season with the Houston Texans and his first as offensive coordinator after serving as the passing game coordinator / quarterbacks coach for the team in 2021. He initially joined the Texans after serving as the quarterbacks coach of the Los Angeles Chargers in 2020. Hamilton has accumulated 15 years of NFL coaching experience and 24 years overall in coaching, including stops in the XFL and at the collegiate level. During his coaching career, Hamilton has been influential in the development of quarterbacks such as Justin Herbert, Andrew Luck, Jay Cutler, Alex Smith and Chad Pennington.

As the passing game coordinator / quarterbacks coach for the Texans in 2021, Hamilton worked closely with rookie QB Davis Mills, as he set the franchise record for passing yards by a rookie (2,664 yards). Mills had one of the most efficient rookie seasons in NFL history under Hamilton's guidance, completing 66.8 percent of his passes for the third-best completion percentage in NFL history among first-year quarterbacks. Mills recorded three games with a passer rating of 125.0 or higher, tied for the second-most among rookie quarterbacks since the 1970 AFL-NFL merger. A third-round pick in the 2021 NFL Draft, Mills finished second among his draft class peers in passing touchdowns (16), passer rating (88.8) and completion percentage (66.8 percent) and finished third in passing yards (2,664) and yards per attempt (6.76 avg.). In Week 5, Mills became the first rookie in NFL history to finish a game with 300-plus passing yards, three-plus passing touchdowns and a passer rating of 140.0 or higher.

In 2020, Hamilton served as the quarterbacks coach for the Chargers and was instrumental in the development of QB Justin Herbert, who went on to win AP Offensive Rookie of the Year honors. Herbert's 31 passing touchdowns are the most by a rookie quarterback in NFL history and his 4,336 passing yards are the second-most in league history. He also set NFL rookie marks for total touchdowns (36) and passing completions (396), along with becoming the youngest quarterback in NFL history to throw 30 passing touchdowns in a season. As a unit, the Chargers offense was the ninth-best in the league (382.1 yards per game) and notched the sixth-most passing yards per game (270.6).

Hamilton also served as the head coach / general manager for the XFL's DC Defenders in 2020. He led the Defenders to a 3-2 record, including a win in the first shutout for the league, a 27-0 victory over the New York Guardians in Week 2. Hamilton coached former NFL QB Cardale Jones to throw for 499 yards and four touchdowns in the 2-0 start while completing 62 percent of his passes.

Before the XFL, Hamilton spent two seasons (2017-18) under Jim Harbaugh at the University of Michigan. While serving as Michigan's offensive play caller, he was assistant head coach / passing game coordinator in 2017 and moved to passing game coordinator / quarterbacks coach the next season. As quarterbacks coach, the team's touchdown-interception ratio improved from 9:10 to 24:9. The Wolverines went from having no quarterbacks pass for 1,000 yards in 2017 to Shea Patterson throwing for 2,600 yards and 22 touchdowns in a 10-3 season.

Hamilton worked as the associate head coach - offense for the Cleveland Browns in 2016 after spending 2013-15 with the Indianapolis Colts as the team's offensive coordinator and play caller. He coached a Colts offense in 2014 that ranked first in passing offense (305.9 yards per game) and third in total offense (406.6), setting single-season franchise records for passing yards (4,894) and total net yards (6,506). QB Andrew Luck, who earned Pro Bowl nods in both 2013 and 2014, passed for career highs in yards (4,761) and touchdowns (40) during the 2014 season. Luck also set a team record with eight-consecutive 300-yard performances.

From 2011-12, Hamilton also served as a tutor to Luck in college, coordinating the offense and coaching quarterbacks at Stanford University. In 2012, the Cardinals went 12-2 and RB Stephan Taylor finished as the school's all-time leader in career rushing yards (4,212) while tying the school record with 44 total touchdowns. In Luck's final year in college in 2011, Hamilton coached the eventual first-overall selection to finish second in the Heisman Trophy voting and winning Pac-12 Offensive Player of the Year honors. The offense scored a school-record 561 points on the season, ranking seventh in the nation with 43.2 points per game. As the wide receivers coach in 2010, the team set a school record with 32 receiving touchdowns.

From 2007-09, Hamilton coached quarterbacks for the Chicago Bears. He worked with Jay Cutler in 2009 after the team acquired Cutler via trade to set single season franchise records for completions (336) and passing attempts (555). Hamilton spent 2006 as an offensive assistant / quarterbacks coach for the San Francisco 49ers when Alex Smith became the first quarterback in team history to take every offensive snap during a season.

Before San Francisco, Hamilton spent time with the New York Jets as an offensive assistant / quarterbacks coach (2004-05) and offensive quality control coach (2003). Under his tutelage in 2004, QB Chad Pennington completed 65.4 percent of his passes, which

COACHING STAFF



was the second-best mark in franchise history at the time. The Jets also won 10 regular season games and a playoff game for the first time since 1998.

Hamilton began his coaching career at his alma mater, Howard University, where he served as quarterbacks coach from 1997-2001, adding the role of offensive coordinator for his final three seasons. He got his first experience in NFL coaching by

working as a summer coaching intern for Kansas City in 1999, Washington in 2000 and as a scouting intern for Baltimore in 2001.

A quarterback at Howard University, Hamilton won the school's scholar-athlete award in 1995 and 1996 before earning his business degree in 1997.

Hamilton was born in Charlotte, N.C. and he and his wife reside in Houston with two daughters and one son.



c\hđoj i B;^j \^cd b;g`_b`m		
2022	Offensive Coordinator	Houston Texans
2021	Passing Game Coordinator / Quarterbacks	Houston Texans
2020	Quarterbacks	Los Angeles Chargers
2020	Head Coach / General Manager	DC Defenders
2018	Passing Game Coordinator / Quarterbacks	Michigan
2017	Assistant Head Coach / Passing Game Coordinator	Michigan
2016	Associate Head Coach-Offense	Cleveland Browns
2013-15	Offensive Coordinator	Indianapolis Colts
2011-12	Offensive Coordinator / Quarterbacks	Stanford
2010	Wide Receivers	Stanford
2007-09	Quarterbacks	Chicago Bears
2006	Offensive Asssistant / Quarterbacks	San Francisco 49ers
2004-05	Offensive Asssistant / Quarterbacks	New York Jets
2003	Offensive Quality Control	New York Jets
2002	Pro Personnel Intern	Baltimore Ravens
1999-2001	Offensive Coordinator / Quarterbacks	Howard
1997-98	Quarterbacks	Howard



FRANK
ROSS

SPECIAL TEAMS COORDINATOR
2ND SEASON WITH TEXANS / 10TH NFL SEASON



Frank Ross enters his second season as the special teams coordinator for the Houston Texans in 2022. Holding nine years of NFL experience, including four as a coach and five in player personnel, Ross joined the Texans after serving as the assistant special teams coach with the Indianapolis Colts for three seasons (2018-20).

In his first season in Houston, Ross mentored P Cameron Johnston, who ranked seventh in the NFL by placing 43.2 percent of his punts inside the 20-yard line. He also oversaw the development of K Ka'imi Fairbairn, who ended the season with an active streak of 60 consecutive field goals made from within 40 yards (dating back to the 2017 season) after going nine-for-nine in 2021. Additionally, Fairbairn booted a 61-yard kick through the uprights in Week 14, marking the longest field goal in franchise history and the longest field goal ever kicked inside NRG Stadium. In the return game, DB Tremon Smith was named AFC Special Teams Player of the Week after posting a 98-yard kickoff return touchdown at Jacksonville on (12/19), while also adding a special teams tackle and a punt downed inside the 5-yard line.

In 2020, Ross helped Colts S George Odum lead the NFL with 20 special teams tackles, four more than any other player in the league. He guided K Rodrigo Blankenship as he tallied Colts' rookie records for most points (139), field goals made (32) and extra points made (43). Blankenship also logged the fifth-most points scored and field goals made in the NFL in 2020. Ross also worked with RB Nyheim Hines, who totaled the third-most punt return yards (300) in the league and the sixth-best punt return average (10.0).

Indianapolis led the NFL and set a single-season franchise record for punt return average (17.4) in addition to finishing eighth in punt return average (5.9) allowed in 2019. Ross helped Hines

become just the fifth player in NFL history to record two punt return touchdowns of 70-plus yards in a single game (84 and 71 yards). The year prior in 2018, the Colts special teams unit notched the lowest punt return average allowed (4.4 yards) in the NFL and were one of three teams to not record a punt return of at least 20 yards.

Prior to his time with the Colts, Ross worked as a pro scout with the New England Patriots from 2015-17, winning Super Bowl LI with the team. He served two seasons (2013-14) on the coaching staff at his alma mater, John Carroll University in University Heights, Ohio, where he coached the Blue Streaks quarterbacks in 2013 before being promoted to special teams coordinator / running backs coach in 2014. Ross helped John Carroll finish with an 11-2 record, an NCAA DIII Playoff quarterfinal appearance and a top-five ranking from D3football.com in 2014. Under Ross's tutelage in 2013, QB Mark Myers set single-season school records for passing yards (3,228), completions (246) and attempts (385) in 2013. Prior to returning to John Carroll, Ross spent two seasons as a scouting assistant with the Patriots from 2011-12.

As a player, Ross was a four-year letter winner, two-time captain and three-time All-Ohio Athletic Conference wide receiver at John Carroll from 2007-10. Ross holds Blue Streaks records for the most receptions in a single game (17), season (69) and career (204). He graduated from John Carroll with a degree in marketing.

Born and raised in Youngstown, Ohio, Ross graduated from Canfield (Ohio) High School in 2006 and was the quarterback of the 2005 team that finished as runner-up in the state championship game. Ross was high school teammates with Sean Baker, who is the Texans assistant special teams coach.

Ross and his wife, Christina, reside in Manvel, Texas with their three daughters, Celia, Josie and Lucia.



John Carroll

2021-22 Special Teams Coordinator	Houston Texans
2018-20 Assistant Special Teams	Indianapolis Colts
2015-17 Pro Scout	New England Patriots
2014 Special Teams Coordinator / Running Backs	John Carroll
2013 Quarterbacks	John Carroll
2011-12 Scouting Assistant	New England Patriots



SEAN
BAKER



ASSISTANT SPECIAL TEAMS
2ND SEASON WITH TEXANS / 2ND NFL SEASON

Sean Baker enters his second season as the assistant special teams coach for the Houston Texans in 2022. Baker initially joined the Texans after serving as a coaching analyst with LSU in 2020. He came to LSU after spending two seasons as the linebackers coach (2018-19) and one season as a defensive quality control coach (2017) with Youngstown State. The former Ball State defensive back spent time on the practice squad with four different NFL teams and appeared in five games for the Atlanta Falcons in 2014.

In his first season with the Texans, Baker helped coach DB Tremon Smith, who earned AFC Special Teams Player of the Week after posting a 98-yard kickoff return touchdown at Jacksonville on Dec. 19, 2021. The play marked the first Texans kickoff return touchdown since Week 4 of the 2009 season. Under Baker's tutelage, P Cameron Johnston ranked seventh in the NFL by placing 43.2 percent of his punts inside of the 20-yard line. K Ka'imi Fairbairn set the NRG Stadium and franchise record with a career-long 61-yard field goal and ended the season with an active streak of 60 consecutive field goals made from within 40 yards (dating back to the 2017 season) after going nine-for-nine in 2021.

Prior to joining the Texans, Baker served as a coaching analyst at LSU in 2020. The year was highlighted by an upset win at No. 6 Florida, in which 26 of the 48 players who appeared in the game were either freshmen or sophomores. The Tigers finished with the fifth-best scoring offense in the Southeastern Conference (32.0 points per game) and the fourth-best passing attack in the conference (312.2 yards per game).

From 2018-19, Baker worked as the linebackers coach for Youngstown State. Under Baker in 2019, seniors Cash Mitchell and Christiaan Randall-Posey had the most efficient years of their

collegiate careers. Mitchell finished with 38 total tackles, 7.5 tackles for loss and returned a fumble for a touchdown, while Randall-Posey had 29 tackles on the year. In 2018, the unit had a strong season led by senior Armand Dellovade, who earned second-team All-Missouri Valley Football Conference honors after leading the Penguins with 102 total tackles. Baker was a defensive quality control coach for the Penguins in 2017, primarily working with the linebacker unit.

As a player, Baker signed as a college free agent with the Tampa Bay Buccaneers in 2012 and would go on to spend time with the Browns, Falcons and Colts on their practice squads throughout his career. He appeared in five games for the Falcons in 2014, primarily seeing action on special teams.

Baker was a standout defensive back at Ball State where he set the school record for career interceptions with 18. In 46 career games (43 starts), he accumulated 320 total tackles (166 solo), 21 pass breakups, 19 tackles for loss, five forced fumbles and four fumble recoveries with the Cardinals. He was also a two-time All-Mid-American Conference (MAC) honoree, earning first-team honors as a senior in 2011.

At Canfield (Ohio) High School, Baker was an all-conference player on both sides of the ball. As a senior, he was named the Northeast Ohio and Metro Athletic Conference Defensive Player of the Year. In his junior season, he helped Canfield make its first ever appearance in the state championship game. Baker was high school teammates with Frank Ross, the Texans special teams coordinator since 2021.

Baker was born in Youngstown, Ohio, where he lives with his wife, Anna, and son, Bear.



COACHING HISTORY

2021-22 Assistant Special Teams	Houston Texans
2020 Analyst	LSU
2018-19 Linebackers	Youngstown State
2017 Defensive Quality Control	Youngstown State



DANNY BARRETT

RUNNING BACKS

5TH SEASON WITH TEXANS / 7TH NFL SEASON



Danny Barrett enters his fifth season as running backs coach for the Houston Texans in 2022. Barrett owns 40 years of experience spanning the NFL, the Canadian Football League and collegiate ranks, including 26 seasons as a coach.

In 2021, Barrett tutored RB Rex Burkhead, who posted a career-high 613 all-purpose yards (427 rushing yards and 186 receiving yards) along with three touchdowns in his first season as a Texan. Burkhead led the Texans with a career-high 149 yards and two touchdowns on 22 carries (6.8 avg.) in a Week 16 win over the Los Angeles Chargers.

After acquiring RB David Johnson in the 2020 offseason, Barrett helped Johnson to a bounce-back season despite only appearing in 12 games on the season. Johnson eclipsed 1,000 yards from scrimmage for the fourth time in his career by rushing 147 times for 691 yards (4.7 avg.) and recording 33 receptions for 314 yards (9.5 avg.). He also tallied eight touchdowns on the season (six rushing, two receiving). His work with Johnson as a receiver paid off at Indianapolis (12/6) when Johnson tied the franchise record for the most receptions by a running back in a game (11) and also logged the fourth-most receiving yards (106).

When veteran RB Lamar Miller was injured late in the 2019 preseason, Houston acquired RB Carlos Hyde in a trade with the Kansas City Chiefs just nine days before the season opener. Under Barrett's tutelage, Hyde went on to have the most productive season of his career, posting 1,070 rushing yards and six touchdowns on 245 carries (4.4 yards per attempt). His 1,000-yard season was the first of his career and made him the fifth Texans player to accomplish the feat in franchise history. RB Duke Johnson, who was also acquired in a preseason trade, complemented Hyde as a versatile backfield weapon, catching and running for 410 yards each and scoring five total touchdowns. The tandem of Hyde and Johnson buoyed a Texans team that went 10-6 on the season en route to a second-consecutive AFC South crown and defeated the Buffalo Bills in the Wild Card Round.

In Barrett's first season with Houston in 2018, the Texans averaged 126.3 rushing yards per game, which ranked fourth in the AFC and eighth in the NFL. Houston recorded the fifth-most rushing yards in a season in team history (2,021) and recorded at least 150 rushing yards in four games, which tied for the fourth-most games with at least 150 rushing yards in a season in team history. Houston captured an AFC South title with an 11-5 record, which marked the second-most wins in a season in franchise history and the first season with double-digit wins since 2012.

Houston became the first team to start 0-3 and win a division title since 1992, while winning a franchise-record nine consecutive games in Weeks 4-13.

RB Lamar Miller (973), QB Deshaun Watson (551) and RB Alfred Blue (499) each recorded more than 450 rushing yards, marking the first time in team history that the Texans had three players each with at least 450 rushing yards in the same season. The Texans were also the only team in the NFL to accomplish the feat in 2018. In Houston's 34-17 victory vs. the Titans in Week 12, the Texans ran for the most rushing yards in a game in franchise history with 281 and recorded the highest rushing average in a game in team history at 8.3 yards per carry.

Miller was selected to his first Pro Bowl, finishing the year with 973 rushing yards on 210 carries (4.6 avg.) and 25 receptions for 163 yards (6.5 avg.) in 14 games (14 starts). He scored five rushing touchdowns and one receiving touchdown while compiling 1,136 total scrimmage yards. In Week 12 vs. Tennessee, Miller ran for 162 rushing yards on 12 carries (13.5 avg.) and scored on a 97-yard run in the second quarter, which marked the longest run in franchise history. Miller also rushed for 100-or-more yards in four games in 2018, which tied his single-season career high and tied for sixth-most in the NFL.

Barrett joined the Texans after two seasons (2016-17) as the running backs coach for the Miami Dolphins. Under Barrett's tutelage, Dolphins RB Kenyan Drake paced the Miami backfield with 644 rushing yards and three touchdowns in 2017, boasting a 4.8 yards per carry average, which ranked as the sixth-best in the league.

In his first season with the Dolphins in 2016, Barrett helped RB Jay Ajayi produce the biggest turnaround by any NFL running back from the 2015 season en route to Pro Bowl honors. Ajayi rushed for 1,272 yards in 2016, the third-most in a single season in Dolphins history and 1,085 more than the year prior, which was the biggest improvement by any NFL running back. Ajayi became one of just four NFL players ever to post three 200-yard games in the same season and holds three of the team's top six all-time single-game rushing marks. Ajayi also became just the fourth NFL player to rush for 200 yards in back-to-back games after he did so in Week 6 vs. Pittsburgh and Week 7 vs. Buffalo.

Prior to joining the NFL coaching ranks, Barrett spent five seasons at Central Florida, coaching the running backs from 2011-14, then coaching the quarterbacks and serving as the Knights interim head coach for the final four games in 2015.



In 2014, Barrett coached RB William Stanback to earn first-team All-American Athletic Conference (AAC) honors and helped UCF win the AAC for a second-consecutive season. Barrett mentored two All-AAC backs in 2013, as RB Storm Johnson rushed for 1,139 yards with 14 touchdowns to claim first-team all-conference honors and Stanback earned second-team honors after posting 443 rushing yards and six touchdowns. Johnson's performance was only the eighth time in school history a running back topped 1,000 yards on the ground in a single season. Johnson was selected in the seventh round (222nd overall) by the Jacksonville Jaguars in the 2014 NFL Draft.

The 2013 Knights won a school-record 12 games and went a perfect 8-0 in AAC play, winning the Fiesta Bowl for their first BCS bowl victory in program history.

Barrett's bell-cow in 2012 was RB Latavius Murray, who earned All-Conference USA first-team honors with 1,106 rushing yards. Murray was drafted by the Oakland Raiders in the sixth round (181st overall) of the 2013 NFL Draft and earned Pro Football Writers Association All-AFC honors in 2015 after he rushed for 1,066 yards.

In Barrett's first season at UCF in 2011, the Knights rushed for 168.9 yards per game, the third-highest mark since the school joined the FBS in 1996.

Barrett spent the 2010 season as the quarterbacks coach at Bethune-Cookman, helping the Wildcats to a 10-2 record, a share of the Mid-Eastern Athletic Conference and a berth in the FCS playoffs.

In his first collegiate role as the assistant head coach and quarterbacks coach at the University at Buffalo from 2007-09,

Barrett helped QB Drew Willy set several school records. Willy and Barrett worked together for two seasons and Willy left the program with school records for completions (849), attempts (1,322), passing yards (8,748), passing touchdowns (52), total offense (8,639) and completion percentage (64.2). During the final 20 games of his college career, Willy threw for 36 touchdowns and only six interceptions. Barrett also helped guide the Bulls to their first MAC championship in 2008 and the school's first bowl appearance, the International Bowl.

Barrett was the head coach and assistant general manager of the CFL's Saskatchewan Roughriders for seven seasons (2000-06). During his tenure, Barrett's teams advanced to the playoffs five consecutive times (2002-06) and reached the West Division final on three occasions.

Barrett began his coaching career in the CFL, serving as the Calgary Stampeders quarterbacks coach in 1997, where he served as the position coach for Stampeders QB Jeff Garcia, who went on to earn four Pro Bowl berths with the San Francisco 49ers and Tampa Bay Buccaneers. Barrett then joined the BC Lions as the assistant offensive coordinator / quarterbacks coach in 1998 and coached wide receivers for the Lions in 1999.

Barrett played quarterback for 14 years in the CFL, totaling 23,419 career passing yards for Calgary, the Toronto Argonauts, BC Mascots and the Ottawa Rough Riders. He quarterbacked on two teams that played in the Grey Cup finals in 1987 (Toronto) and 1991 (Calgary).

A native of Boynton Beach, Fla., Barrett earned his bachelor's degree from the University of Cincinnati, where he earned honorable mention All-America honors at quarterback.



] \nmì oobh;^j \^cd b;g`_b`m	
2018-22 Running Backs	Houston Texans
2016-17 Running Backs	Miami Dolphins
2015 Interim Head Coach / Quarterbacks	Central Florida
2011-14 Running Backs	Central Florida
2010 Quarterbacks	Bethune-Cookman
2007-09 Assistant Head Coach/Quarterbacks	University at Buffalo
2000-06 Head Coach	Saskatchewan Roughriders
1999 Wide Receivers	BC Lions
1998 Assistant Offensive Coordinator/Quarterbacks	BC Lions
1997 Quarterbacks	Calgary Stampeders



TIM BERBENICH

TIGHT ENDS

1ST SEASON WITH TEXANS / 20TH NFL SEASON



Tim Berbenich enters his first season as tight ends coach for the Houston Texans in 2022. Berbenich has 19 years of NFL coaching experience, most recently spending four seasons (2018-21) with the Las Vegas Raiders in multiple roles.

Berbenich served as the Raiders' running backs coach in 2021, mentoring RB Josh Jacobs as he surpassed 1,000 scrimmage yards for the third consecutive season. Jacobs earned an 82.8 rushing grade from Pro Football Focus, which ranked fourth in the NFL among running backs with 200-plus carries.

From 2018-20, Berbenich worked as a quality control – offense coach for the Raiders. With Berbenich's guidance in 2020, the Raiders offense produced one of the best campaigns in club history, ranking in the top-10 of the NFL in nearly all major offensive categories, including points per game (27.1 – 10th), net yards per game (383.3 – eighth), passing yards per game (263.6 – seventh), sacks surrendered (28 – 10th) and third down percentage (46.0 percent – sixth). He also helped the offense record a 4,000-yard passer (QB Derek Carr), 1,000-yard receiver (TE Darren Waller) and 1,000-yard rusher (RB Josh Jacobs) for the second consecutive season after becoming the first offense to do so in franchise history in 2019. Jacobs and Waller each earned their first career Pro Bowl nods, with Jacobs becoming the first rusher in franchise history to tally back-to-back seasons with at least 1,000 rushing yards to start his career and Waller breaking Hall of Famer WR Tim Brown's team record for most receptions in a single season with 107.

In 2019, Berbenich helped guide an offense that improved in many major statistical categories from the 2018 season, including net yards (336.2 in 2018 to 363.7 in 2019), third down percentage (37.1 avg. to 43.8 avg.), touchdown passes (19 to 22), giveaways (24 to 17), points per game (18.1 avg. to 19.6 avg.), rushing yards per game (101.8 avg. to 118.3 avg.) and passing yards per game (234.4 avg. to 256.9 avg.). Berbenich also helped produce major offensive contributions from the 2019 rookie class that combined for a team-record 17 touchdowns, the most in the NFL among all rookie draft classes, highlighted by Jacobs, who became the first rookie in franchise history to surpass 1,000 rushing yards.

During his first season with the Raiders in 2018, Berbenich helped coach Carr to then-personal bests in passing yards (4,049), completion percentage (68.9 percent) and yards per attempt (7.3 avg.). Additionally, Carr set a franchise record with 332 consecutive pass attempts without an interception. Berbenich also saw TE Jared Cook earn his first Pro Bowl honor in 2018 after recording

career highs in receiving yards (896), receptions (68) and touchdowns (six).

Prior to his time with the Raiders, Berbenich spent five seasons (2013-17) with the Indianapolis Colts. Berbenich assisted in numerous roles on both the offense and defense, serving as the team's offensive assistant from 2013-14, defensive assistant in 2015 and offensive assistant/assistant quarterbacks coach in 2016-17. The team won two division titles (2013-14) in Berbenich's first two seasons as an offensive assistant, going 11-5 in back-to-back seasons.

As offensive assistant/assistant quarterbacks coach for the Colts in 2017, Berbenich worked closely with second-year QB Jacoby Brissett, who started 15 games during his first season in Indianapolis. Brissett passed for over 3,000 yards and tied for sixth in the NFL for lowest pass interception percentage (1.5). In 2016, Berbenich mentored QB Andrew Luck, as he set a career-high 63.5 completion percentage while also finishing in the top-10 in the NFL in passing yards (4,240 – eighth) passing touchdowns (31 – fifth) and passer rating (96.4 – ninth).

In his one-year stint as a defensive assistant for the Colts in 2015, Berbenich helped coach S Mike Adams and CB Vontae Davis, who both earned Pro Bowl selections for the second consecutive campaign. The Colts scored five defensive touchdowns under Berbenich's tutelage, tied for the most in club history. In addition, the defense's five interceptions returned for a score tied for first in the NFL and their 17 picks total ranked sixth.

In his first two seasons as an offensive assistant with the Colts (2013-14), Berbenich helped guide an offense that ranked fifth in passing yards per game (269.3 avg.) and seventh in total offense (374.2 avg.). The offense also ranked seventh with 89 touchdowns during that same time frame. In 2014, the club set a franchise record with 6,506 net yards and 4,894 net passing yards, while recording the second-highest point total (458) in the NFL that season. In 2013, the Colts amassed 1,743 total yards on the ground, the most by the club since 2006. The offense's 14 turnovers established a new franchise record.

Before joining the Colts' staff, Berbenich served as an assistant wide receivers coach with the Tampa Bay Buccaneers from 2009-11. In 2010, he helped mentor rookie WR Mike Williams, who led all first-year NFL players with 65 receptions, 964 yards receiving and 11 touchdowns. Williams finished second in voting for the Associated Press Offensive Rookie of the Year.

COACHING STAFF



In 2009, WR Antonio Bryant led the club's wide receivers with 600 yards and four touchdowns, both second overall on the team, while rookie seventh-round draft pick WR Sammie Stroughter enjoyed a successful first campaign and finished third on the team with 31 receptions.

Berbenich served as Tampa Bay's assistant running backs coach in 2008, helping the team surpass 1,800 rushing yards for the second consecutive season, with two players passing the 500-yard mark. From 2006-07, Berbenich served as the Buccaneers' offensive quality control coach. He helped mentor an offense that saw WR Joey Galloway surpass 1,000 yards and six touchdown receptions in consecutive seasons. RB Earnest Graham enjoyed the best season of his career in 2007, totaling career highs in rushing

yards (898) and touchdowns (10), while also adding 49 receptions for 324 yards.

Berbenich broke into the NFL coaching ranks with the New York Jets as offensive assistant in 2003-04 before working for the team as a quality control coach in 2005. He helped the Jets to two postseason appearances (2002 and 2004) during his time in New York.

Before beginning his coaching career, Berbenich served in the New York Jets team operations department as an intern in 2000, before earning a full-time role in 2002 as an operations assistant. He attended Hamilton College, where he played wide receiver while earning his degree in economics. A native of Huntington, N.Y., Berbenich and his wife, Diane, have two sons, Jack and Drew.



Coaching History

Year	Position	Team
2022	Tight Ends	Houston Texans
2021	Running Backs	Las Vegas Raiders
2020	Quality Control - Offense	Las Vegas Raiders
2018-20	Quality Control - Offense	Oakland Raiders / Las Vegas Raiders
2016-17	Offensive Assistant / Assistant Quarterbacks	Indianapolis Colts
2015	Defensive Assistant	Indianapolis Colts
2013-14	Offensive Assistant	Indianapolis Colts
2009-11	Assistant Wide Receivers	Tampa Bay Buccaneers
2008	Assistant Running Backs	Tampa Bay Buccaneers
2006-07	Offensive Quality Control	Tampa Bay Buccaneers
2005	Quality Control	New York Jets
2003-04	Offensive Assistant	New York Jets
2002	Operations Assistant	New York Jets



**BEN
BOLLING**



DEFENSIVE ASSISTANT
2ND SEASON WITH TEXANS / 2ND NFL SEASON

Ben Bolling enters his second season as a defensive assistant for the Houston Texans in 2022. Bolling initially joined the Texans after spending five seasons (2016-20) with his alma mater, Campbell University, where he held multiple coaching roles.

In his first season with the Texans, Bolling helped guide a defense that forced 25 takeaways, which tied for 10th-most in the NFL and marked a 16-takeaway increase from the team's 2020 takeaway total (nine). The Texans defense also intercepted 3.1 percent of opponent pass attempts, the fifth-highest rate in the NFL. Bolling helped oversee the development of LB Kamu Grugier-Hill, the team's leading tackler (106 total, 70 solo) who set the single-game franchise record with 19 tackles vs. Indianapolis (12/5), and DL Jonathan Greenard, who led the team in sacks (8.0) and was the third-highest rated second-year defensive player in the NFL by Pro Football Focus with a grade of 82.9.

Before arriving in Houston, Bolling served as the wide receivers coach / offensive recruiting coordinator at Campbell during the 2019 and 2020 seasons. Despite the Camels playing a shortened season in 2020, Bolling coached WR Jalen Kesley to a team-high 18 receptions for 221 yards (12.3 avg.) and one touchdown. In 2019, he guided one of the best and youngest wide receiver corps in Campbell's modern history, with sophomore Caleb Snead and freshman Kelsey combining for 1,091 yards and 13 touchdowns. The duo was named to Phil Steele's Big South all-conference teams, with Snead taking second team honors and Kelsey claiming third team accolades.

Prior to working with the offensive side of the ball, Bolling coached Campbell's safeties from 2017-18. In 2018, Campbell led the FCS in fewest passing yards allowed, surrendering just 122.5 per game, and posted the seventh-best pass efficiency defense

(103.27). The Camels also ranked 15th in red zone defense (72.4 percent), 25th in scoring defense (22.0 points per game) and 25th in total defense (335.4 yards per game).

In 2017, Campbell ranked among the nation's leaders in takeaways by posting a school record 19 interceptions. Bolling tutored DB Carlos Merritt, who was named First Team All-Pioneer Football League (PFL) after tying Campbell's single-season record with six interceptions. Merritt headlined a group of 10 Camels that received All-Pioneer Football League recognition. In 2016, Bolling served as a defensive quality control coach and helped the unit allow only 193.1 passing yards per game on the season.

Bolling played four seasons as a wide receiver at Campbell University (2012-15) after redshirting his freshman year (2011). Bolling enjoyed a record setting career, finishing as Campbell's all-time leader in receiving yards (1,329) and receptions (100) while also tying for the program lead in receiving touchdowns (eight). He was a two-time CoSIDA Academic All-District 3 honoree, collecting accolades in 2013 and 2015, and made his third appearance on the Academic All-PFL team in 2015.

Bolling graduated from Campbell in 2015 with a degree in exercise and sports science. He is also a Certified Strength and Conditioning Specialist from the National Strength and Conditioning Association.

Prior to his collegiate career, Bolling was a four-year football letter winner at Knightdale (N.C.) High School. He was an all-conference selection as a junior and senior and is the school's all-time leader in passing yards (3,557), career touchdowns (40) and career total yards (5,191).

Bolling was born in Richmond, Va. and resides in Houston with his daughter, Kaja Rose.



2021-22 Defensive Assistant

2021-22 Defensive Assistant	Houston Texans
2019-20 Wide Receivers / Offensive Recruiting Coordinator	Campbell University
2017-18 Safeties	Campbell University
2016 Defensive Quality Control	Campbell University



JACQUES
CESAIRE



DEFENSIVE LINE

1ST SEASON WITH TEXANS / 12TH NFL SEASON

Jacques Cesaire enters his first season as defensive line coach for the Houston Texans in 2022. Cesaire joins the Texans after spending two seasons (2020-21) as the Buffalo Bills' assistant defensive line coach. He owns seven years of coaching experience, including two in the NFL, and 11 years of overall NFL experience, including nine as a player.

With the Bills in 2021, Cesaire helped coach a unit that led the NFL in both total defense (272.8 ypg) and scoring defense (17.0 ppg). DE Greg Rousseau led all rookie defensive linemen with 50 tackles (42 solo) and one interception while tying for the lead in sacks (4.0) and forced fumbles (one). Rousseau also posted eight tackles for loss, tied for third-most among Bills rookies since the 1999 season. In Cesaire's first season with Buffalo in 2020, the Bills ranked sixth in the NFL with an 80.5 pass rushing grade from Pro Football Focus.

Prior to his time in Buffalo, Cesaire spent five seasons (2015-19) as the defensive line coach at the University of San Diego. The Toreros won at least a share of the Pioneer Football League Championship in every season he spent with the team. Cesaire coached DE Jonathan Petersen from 2015-17, who set a Football

Championship Subdivision record with 44.0 career sacks. As a senior in 2017, Petersen was named the PFL Defensive Player of the Year and earned First-Team All-American honors from four major publications (AP, STATS, AFCA and Walter Camp) after recording 18 sacks, 25.5 tackles for loss and seven forced fumbles.

As a player, Cesaire spent nine seasons (2003-11) as a defensive end for the San Diego Chargers after entering the NFL as an undrafted free agent in 2003. He appeared in 125 games (66 starts) and totaled 275 tackles (157 solo), 12.5 sacks, 27 tackles for loss, three forced fumbles and one fumble recovery.

Cesaire played collegiately at Southern Connecticut State from 1998-2002, finishing his career with 206 tackles, 54 tackles for loss, 21.0 sacks and four forced fumbles. As a senior in 2002, Cesaire was named the Northeast-10 Conference Defensive Lineman of the Year and earned All-American honors from the AFCA. Cesaire was inducted to the school's Hall of Fame in 2019.

Born in Worcester, Mass., Cesaire earned a degree in liberal studies from Southern Connecticut State. Cesaire and his wife, Jill, have a daughter, Viviana, and two sons, Desmond and Cassius.



^ n\dn B;^j \^cd b;g`_ b` m		
2022	Defensive Line	Houston Texans
2020-21	Assistant Defensive Line	Buffalo Bills
2015-19	Defensive Line	University of San Diego



JOE
DANNA

SAFETIES

1ST SEASON WITH TEXANS / 15TH NFL SEASON



Joe Danna begins his first season as the safeties coach for the Houston Texans in 2022. He joins the Texans after previously serving as the nickels coach of the Jacksonville Jaguars, a position he held for the 2021 season after spending two years as the Jaguars' safeties coach (2019-20) and two years as the team's assistant secondary coach (2017-18). Danna boasts 14 seasons of NFL coaching experience and 23 seasons of coaching overall.

In 2021, Danna helped Jaguars rookie CB Tyson Campbell record 73 tackles and 10 passes defended while becoming one of only five rookie cornerbacks in the NFL to record multiple interceptions on the season (two).

In Danna's first three seasons in Jacksonville (2017-19), the Jaguars allowed the NFL's fewest passing yards per game (200.2). In 2018, the Jaguars held opponents to 194.6 net passing yards per game, the league's second-lowest mark and fifth-lowest in franchise history, while allowing 17 passing touchdowns, the second-fewest in the NFL. CB Jalen Ramsey led the Jaguars with three interceptions, earning his second consecutive Pro Bowl berth. The Jaguars had six players from the secondary record at least one interception, including CB A.J. Bouye, S Barry Church, S Tashaun Gipson Sr., S Ronnie Harrison, CB D.J. Hayden and Ramsey.

In 2017, the Jaguars held opponents to a 68.5 passer rating, the lowest mark in the NFL that year. The team also allowed just 169.9 net passing yards per game, the fewest in the NFL. Bouye led the group with six interceptions and 19 passes defended while Ramsey recorded four interceptions and 17 passes defended as they both earned their first career Pro Bowl berths. Church and Gipson recorded four interceptions each, combined for 15 passes defended and were third and fifth, respectively, on the team in tackles.

Before joining the Jaguars, Danna spent two seasons (2015-16) with the New York Jets as the defensive backs coach. In 2016, CBs Marcus Gilchrist and Marcus Williams tied for the team lead with two interceptions apiece. The unit also saw six players finish with

at least five passes defended, including Williams (six), S Calvin Pryor (six), CB Darryl Roberts (six), CB Buster Skrine (six), CB Juston Burris (five) and CB Darrelle Revis (five). In 2015, Danna helped Williams lead the team in interceptions, picking off six passes despite playing in fewer than 27 percent of the defensive snaps.

Prior to his time with the Jets, Danna started his second tenure with the Atlanta Falcons as the defensive backs coach from 2012-14. His return to Atlanta followed a two-year stint as the assistant defensive backs coach under Head Coach Tony Sparano for the Miami Dolphins (2010-11). In 2008, Danna secured his first coaching opportunity in the NFL with the Falcons, where he first served as a defensive assistant for two seasons (2008-09).

From 2006-07, Danna served stints at Georgia Southern (2006) and James Madison University (2007), serving as the defensive backs coach with both collegiate programs.

After his playing career, Danna served as a graduate assistant for two seasons at his alma mater, Central Michigan. As a graduate assistant, Danna spent the 1999-2000 seasons as the assistant defensive backs coach while also assisting with recruiting, scouting, weight training, conditioning and video coordination. In 2001, Danna served as a graduate assistant at Georgia, working with the Bulldogs' defense, before returning to Central Michigan from 2002-05, working in different capacities including wide receivers coach (2002, 2005) and safeties coach (2003-04).

As a player, Danna was a four-year letterman and two-year starter at wide receiver for Central Michigan. Danna earned several accolades during his time as a player, including Scholar Athlete of the Year, Special Teams Player of the Year, the team's Leadership and Motivation Award and First-Team Mid-American Academic recognition.

Danna earned his bachelor's degree in elementary education and social studies with a language arts minor from Central Michigan. The Midland, Mich., native and his wife, Nicole, have two sons, Luke and Zack, and a daughter, Lindsey

COACHING STAFF



Houston Texans		
2022	Safeties	Houston Texans
2021	Nickels	Jacksonville Jaguars
2019-20	Safeties	Jacksonville Jaguars
2017-18	Assistant Secondary	Jacksonville Jaguars
2015-16	Defensive Backs	New York Jets
2012-14	Defensive Backs	Atlanta Falcons
2010-11	Assistant Defensive Backs	Miami Dolphins
2008-09	Defensive Assistant	Atlanta Falcons
2007	Defensive Backs	James Madison University
2006	Defensive Backs	Georgia Southern
2005	Wide Receivers	Central Michigan
2003-04	Safeties	Central Michigan
2002	Wide Receivers	Central Michigan
2001	Graduate Assistant	Georgia
1999-2000	Graduate Assistant	Central Michigan



ILIR
EMINI



DEFENSIVE ASSISTANT / NICKELS
2ND SEASON WITH TEXANS / 2ND NFL SEASON

Ilir Emini enters his second season as a defensive assistant and first season coaching nickels for the Houston Texans in 2022. Holding seven years of coaching experience, Emini originally joined the Texans after spending two seasons (2019-20) at the University of Illinois as a defensive analyst.

Emini worked with linebackers during his first season with the Texans in 2021. LB Kamu Grugier-Hill established new career highs with a team-leading 106 tackles, 13 tackles for loss (second in the NFL among inside linebackers) and 3.0 sacks while setting a Texans single-game record with 19 tackles in against Indianapolis (12/5). The Texans defense intercepted 3.1 percent of opponent pass attempts in 2021, the fifth-highest mark in the NFL, and forced five turnovers against both Miami (11/7) and Tennessee (11/21) to become the third team since 2010 to record five-plus turnovers in consecutive games.

A member of Lovie Smith's defensive staff at Illinois, Emini worked primarily with linebackers and safeties while with the Fighting Illini. Emini helped Illinois reach the 2019 Redbox Bowl, marking the program's first bowl appearance in five years, after recording a 24-23 win over No. 6 Wisconsin (10/19) and a 37-34

win at Michigan State (11/9) that included a 25-point comeback, the largest in school history.

Emini arrived in Illinois after three seasons at Wofford College, where he served as the safeties and nickels coach (2018), assistant defensive backs coach (2017) and quality control / video coordinator (2016). He helped Wofford to the FCS Playoffs in all three seasons, advancing to the quarterfinals in 2016 and 2017 and the second round in 2018. In 2018, Wofford led the Southern Conference in scoring defense (19.0 ppg), total defense (304.4 ypg), rushing defense (103.8 ypg), passing defense (200.5 ypg) and third-down percentage (33.1 pct). Emini led S JoJo Tillery and S Mason Alstatt to their first All-Conference honors and Tillery went on to sign as an undrafted free agent with the Tennessee Titans.

Emini graduated from Knox College in 2016 after majoring in elementary education and minoring in history and business. A four-year starter at wide receiver who also played on special teams, he was a two-time team captain, two-time All-Midwest Conference selection and broke 13 school records.

Emini was born in Chicago and he and his wife, Kylie, reside in Houston.



Houston Texans Coaching Staff		
2022	Defensive Assistant / Nickels	Houston Texans
2021	Defensive Assistant	
2019-20	Defensive Analyst	Illinois
2018	Safeties and Nickels	Wofford
2017	Assistant Defensive Backs	Wofford
2016	Quality Control / Video Coordinator	Wofford



DELE
HARDING



DEFENSIVE ASSISTANT
1ST SEASON WITH TEXANS / 1ST NFL SEASON

Dele Harding enters his first season with the Texans in 2022. He joins the Texans after serving as a defensive student assistant for the University of Illinois during the 2020 season.

While working under Head Coach Lovie Smith for the Fighting Illini in 2020, Harding helped mentor LB Jake Hansen, who earned second-team All-Big Ten honors. Hansen led the team with 68 tackles (36 solo) while finishing fifth in the Big Ten in tackles for loss (10) and eighth in forced fumbles (two).


Prior to starting his coaching career, Harding played four

seasons (2016-19) as a linebacker at the University of Illinois, serving as a team captain as a junior and senior (2018-19). He appeared in 39 games and totaled 235 tackles (110 solo), 21 tackles for loss, three interceptions and four forced fumbles. As a senior in 2019, Harding was voted the team's defensive MVP and received first-team All-Big Ten honors after ranking second in the nation and first in the Big 10 with 153 tackles (68 solo).

Harding graduated from Illinois in 2021 with a bachelor's degree in kinesiology.



c\m_d bB;^j \^cd b;g`_b`m		
2022	Defensive Assistant	Houston Texans
2020	Defensive Student Assistant	Illinois



HAL HUNTER



ASSISTANT OFFENSIVE LINE
1ST SEASON WITH TEXANS / 14TH NFL SEASON

Hal Hunter enters his first season as assistant offensive line coach for the Texans in 2022. He joins the Texans staff after most recently serving as the offensive line coach of the New York Giants for two seasons (2018-19). Hunter owns 37 years of coaching experience, including 13 in the NFL.

During his time in New York, Hunter's offensive line helped QB Daniel Jones break multiple Giants records including most passing yards by a rookie (3,027 yards). In 2018, Hunter's offensive line blocked for RB Saquon Barkley, who won the Offensive Rookie of the Year award and led the NFL with 2,028 yards from scrimmage.

Prior to joining the Giants, Hunter served as the offensive line coach for the Cleveland Browns in 2016, where he coached LT Joe Thomas to his 10th consecutive Pro Bowl.

Hunter spent three seasons with the Indianapolis Colts from 2013-15, serving as assistant offensive line coach his first two seasons before spending the final season as offensive line coach. From 2014-15, the Colts finished in the top-15 in sacks allowed, despite injuries that forced the team to have 11 different starting lineups in 2014. In 2015, the offensive line helped Frank Gore rush for the most rushing yards (967) by a Colts running back since 2007.

Before his time in Indianapolis, Hunter spent seven seasons with the San Diego Chargers as assistant offensive line coach (2006), offensive line coach (2007-11) and offensive coordinator/offensive line coach (2012). Eight offensive linemen earned Pro Bowl honors

during Hunter's time with the Chargers. The team averaged 1,843 rushing yards per season and scored 119 rushing touchdowns, ranking second in the NFL during that span.

Prior to coaching in the NFL, Hunter spent 24 years coaching at the collegiate level. He spent four seasons (2002-05) as the offensive line coach for the University of North Carolina and two seasons (2000-01) as the offensive coordinator at Indiana University.

Hunter coached at LSU for five seasons (1995-99) where he served as offensive line coach (1995-98) and assistant/interim head coach (1999). He also coached at Vanderbilt (1991-94), Akron (1987-90), Indiana University of Pennsylvania (1986), Columbia (1985), Pittsburgh (1983-84) and William and Mary (1982).

Hunter was born in Canonsburg, Pa., where he attended Belle Vernon (Pa.) High School and participated in both football and wrestling. He graduated with honors from Northwestern University, while earning a degree in communications and economics. While at Northwestern, Hunter's football career ended prematurely in 1978 due to injury but he remained with the team, working with the offensive line and serving as the assistant strength coach.

Hunter and his wife, Tracy, have two sons, Hal T. and Andrew. His father, Hal Sr., was involved with football for more than 50 years, including 25 years in the NFL where he spent time as a coach and as a scout with the Colts, Steelers, Browns and Panthers.



Coaching History

Year	Team/Role	Team
2022	Assistant Offensive Line	Houston Texans
2018-19	Offensive Line	New York Giants
2016	Offensive Line	Cleveland Browns
2015	Offensive Line	Indianapolis Colts
2013-14	Assistant Offensive Line	Indianapolis Colts
2012	Offensive Coordinator/Offensive Line	San Diego Chargers
2007-11	Offensive Line	San Diego Chargers
2006	Assistant Offensive Line	San Diego Chargers
2002-05	Offensive Line	North Carolina
2000-01	Offensive Coordinator	Indiana
1999	Assistant/Interim Head Coach	LSU
1995-98	Offensive Line	LSU
1994	Offensive Line	Vanderbilt
1991-93	Tackles/Tight Ends	Vanderbilt
1987-90	Offensive Line	Akron
1986	Offensive Line	Indiana University of Pennsylvania
1985	Offensive Line	Columbia
1983-84	Offensive Line	Pittsburgh
1982	Outside Linebackers/Strength	William & Mary



KENYON JACKSON



ASSISTANT DEFENSIVE LINE
 1ST SEASON WITH TEXANS / 2ND NFL SEASON

Kenyon Jackson enters his first season as the assistant defensive line coach for the Houston Texans in 2022. He joins the Texans after spending the 2021 season as a defensive assistant with the Miami Dolphins, working primarily with the defensive line unit.

In 2021, the Dolphins defense amassed 48.0 sacks under Jackson's guidance, which tied for fifth-most in the NFL. Dolphins DT Christian Wilkins tied for first among all NFL defensive linemen with 89 tackles (49 solo), marking the highest total by a Dolphins defensive lineman since 1993. DL Emmanuel Ogbah also posted a career-high 12 passes defended, the most by an NFL defensive lineman since 2016.

Prior to beginning his coaching career, Jackson spent four seasons (2016-19) as a defensive lineman playing under Head

Coach Lovie Smith at the University of Illinois, where he appeared in 31 games and amassed 74 tackles (27 solo), 2.0 sacks, two passes defended and one fumble recovery. As a sophomore in 2017, Jackson appeared in a career-high 11 games (three starts) and tallied 22 tackles (seven solo), one pass breakup and career highs with 2.0 tackles for loss and 1.5 sacks.

An honor roll student at Parkview Magnet High School in Little Rock, Ark., Jackson was a two-time all-state and all-conference player (2014-15) as a defensive tackle.

Kenyon is the son of former NFL TE Keith Jackson, a six-time Pro Bowl selection through nine seasons with the Eagles, Dolphins and Packers. Kenyon's brother, Keith Jackson Jr., was an All-SEC defensive lineman at Arkansas and was drafted by the St. Louis Rams in the seventh round (248th overall) of the 2007 NFL Draft.



e\^f nj i B;^j \^cd b;g`_b`m		
2022	Assistant Defensive Line	Houston Texans
2021	Defensive Assistant	Miami Dolphins



BEN MCDANIELS

WIDE RECEIVERS / PASS GAME
COORDINATOR

2ND SEASON WITH TEXANS / 7TH NFL SEASON



Ben McDaniels enters his second year with the Texans and his first as wide receivers / pass game coordinator in 2022. Owing 18 years of coaching experience, including seven years in the NFL, McDaniels joined the Texans after three seasons (2018-20) at the University of Michigan as the quarterbacks coach (2019-20) and an offensive analyst (2018).

In 2021, McDaniels served as assistant wide receivers / offensive assistant. He helped mentor WR Brandin Cooks, who led the Texans in receptions (90), receiving yards (1,037) and receiving touchdowns (six) while finishing third in the NFL with 459 receiving yards on third down. The eighth-year veteran posted his sixth career season of 1,000-plus receiving yards, becoming the third player in Texans history to reach the mark in consecutive seasons. McDaniels also worked with rookie WR Nico Collins, whose 13.5 yards per reception average ranked third in the NFL among rookie wide receivers (minimum 30 receptions).

As the quarterbacks coach at Michigan in 2020, McDaniels worked with first-year starters Joe Milton and Cade McNamara. The Wolverines only played six games, but averaged 250.3 passing yards per game. The two quarterbacks only combined to throw four interceptions on the season, which was the lowest in the Big Ten conference. Milton went on to achieve single-game career highs in passing yards (344) and touchdowns (three) at Indiana (11/2).

Under McDaniels, QB Shea Patterson threw for the second-highest single-season passing total in Michigan history (3,061 yards) in 2019. Patterson finished as the school's all-time leader in passing yards per game (217.7), second in lowest interception percentage (2.12), tied for second in 200-yard passing games (nine), and fifth in efficiency rating (143.1). He threw 22 touchdowns in 2019 and set the single-game record with five at Indiana (11/23).

Michigan's passing attack helped the Wolverines average 35.7 points over the final six games of 2019. Patterson's 1,055 passing yards over a three-game stretch marked the most by any quarterback in program history and his 384 yards against Michigan State (11/16) was the third-highest single-game total in Michigan history.

McDaniels came to Ann Arbor after two years (2016-17) as an offensive assistant under coach John Fox with the NFL's Chicago Bears. There, he worked with the wide receivers in 2016 and helped mentor the tight ends in 2017. In 2016, WR Cameron Meredith set career highs in receiving yards (888), receptions (66)

and receiving touchdowns (four) in just his second NFL season.

Prior to his time in Chicago, McDaniels coached at Rutgers University for two seasons as offensive coordinator / quarterbacks coach (2015) and wide receivers coach (2014). McDaniels helped Leonte Caroo finish as Rutgers' career leader in receiving touchdowns (29), second in 100-yard receiving games (12) and third in receiving yards (2,373). He also set the program record with 10 touchdown catches in both 2014 and 2015.

McDaniels spent the 2012-13 seasons with the Tampa Bay Buccaneers as an offensive assistant, working with Pro Bowlers WR Vincent Jackson and RB Doug Martin in 2012. Jackson and Martin helped set franchise records in passing yards (3,983), total yards (5,820), and points scored (389). The following season QB Mike Glennon set rookie franchise records for passing yards (2,608) and touchdowns (19).

McDaniels was with the Denver Broncos as an offensive assistant (2009) and quarterbacks coach (2010) the prior two seasons where he helped direct the NFL's seventh-best passing offense (252.4 yards per game) in 2010. During that season, QBs Kyle Orton and Tim Tebow combined for 4,307 passing yards and 25 touchdowns, with six rushing scores added from Tebow.

Returning to Ohio, McDaniels coached quarterbacks at his alma mater, Canton McKinley, for two seasons (2006-07) and worked at Jackson High School during the fall 2008 before landing his first NFL position.

He was a two-year graduate assistant at the University of Minnesota (2004-05) under Glen Mason, coaching wide receivers (2004) and defensive backs (2005), while earning his master's degree in sport management.

McDaniels rose in the high school ranks, beginning his career in 2003 as the wide receivers coach at Warren G. Harding High School. McDaniels worked with his father, Thom McDaniels, who was the 1997 USA Today National Coach of the Year and is a member of the Ohio High School Football Coaches Hall of Fame.

A native of Canton, Ohio, McDaniels led Canton McKinley to a 37-3 record and two state championships in his three years as a starting quarterback. He went on to play quarterback at Kent State from 1999-2001, earning his bachelor's degree in sport management.

McDaniels and his wife, Kyle, reside in Missouri City, Texas with their daughters, Kinley and Meadow, and son, Brooks.



Houston Texans Coaching Staff		
2022	Wide Receivers / Pass Game Coordinator	Houston Texans
2021	Assistant Wide Receivers / Offensive Assistant	Houston Texans
2019-20	Quarterbacks	Michigan
2018	Offensive Analyst	Michigan
2016-17	Offensive Assistant	Chicago Bears
2015	Offensive Coordinator / Quarterbacks	Rutgers
2014	Wide Receivers	Rutgers
2012-13	Offensive Assistant	Tampa Bay Buccaneers
2010	Quarterbacks	Denver Broncos
2009	Offensive Assistant	Denver Broncos
2008	Assistant Coach	Jackson High School
2006-07	Quarterbacks	Canton McKinley High School
2004-05	Graduate Assistant	Minnesota
2003	Assistant Coach	Warren G. Harding High School



**DENARIUS
MCGHEE**



OFFENSIVE ASSISTANT
3RD SEASON WITH TEXANS / 3RD NFL SEASON

DeNarius McGhee enters his third season as an offensive assistant with the Houston Texans in 2022. McGhee owns eight years of coaching experience, including six at the collegiate level, following a decorated playing career at Montana State.

In 2021, McGhee helped mentor QB Davis Mills, who completed 263-of-394 passes to record the third-best completion percentage (66.8) by a rookie in NFL history. Mills recorded three games with a passer rating of 125.0 or higher, tied for second-most by a rookie quarterback since the 1970 AFL-NFL merger, and became the first rookie in NFL history to finish a game with 300-plus passing yards, three-plus passing touchdowns and a passer rating of 140.0 or higher against New England in Week 5 (10/10). Mills also led all NFL quarterbacks with a 116.8 passer rating in the red zone for the 2021 season.

In 2020, McGhee helped coach one of the most explosive offenses in the league as the Texans led the NFL in yards per play (6.38), yards per reception (12.6) and 20-plus yard receptions (70). The unit also notched the fourth-most net passing yards per game (283.6) and finished tied for eighth in passing touchdowns (33) in the NFL. The Texans set a franchise record with 12 different players recording at least one touchdown reception on the season, which was only one shy of the NFL record.

McGhee came to Houston after three seasons (2017-19) on staff at his alma mater, Montana State. He coached quarterbacks in 2017 and running backs from 2018-19, capped off by an 11-win campaign in 2019 that marked the Bobcats' first season with double-digit wins since McGhee quarterbacked the team in 2012. McGhee also served as a recruiting coordinator in his final season with the program.

McGhee spent two seasons (2015-16) as a graduate assistant at North Carolina State after beginning his coaching career as a quality control coach at Florida Atlantic in 2014.

A four-year starter at Montana State, McGhee stands as the school's all-time winningest quarterback, holds program records in career passing yards (11,203) and touchdowns (79) and remains the only player in program history to win Big Sky MVP twice (2010 and 2012). He led the Bobcats to conference championships in 2010, 2011 and 2012 and garnered all-American recognition as a freshman (2010) and junior (2012).

A native of Eules, Texas, McGhee graduated from Montana State with a bachelor's degree in business management and marketing. He and his wife, Alethia, reside in Houston with their son, Xzavier, and daughter, Grace.



h^bc` `B;^j \^cd b;g`_ b`m	
2020-22 Offensive Assistant	Houston Texans
2018-19 Running Backs/Recruiting Coordinator	Montana State
2017 Quarterbacks	Montana State
2015-16 Graduate Assistant	North Carolina State
2014 Quality Control	Florida Atlantic



**ROBBIE
PICAZO**



OFFENSIVE ASSISTANT
1ST SEASON WITH TEXANS / 1ST NFL SEASON

Robbie Picazo enters his first season as an offensive assistant with the Houston Texans in 2022. He arrives in Houston with nine years of coaching experience, most recently spending four seasons (2018-21) with Rice University as the running backs coach (2020-21) and quarterbacks coach (2018-19).

In his second season leading Rice's running backs in 2021, Picazo helped coach sixth-year senior Jordan Myers, who earned honorable mention All-Conference USA after leading the team with nine total touchdowns and ranking second with 646 all-purpose yards. Myers led the Owls with eight rushing scores and recorded 338 rushing yards on the year, including a career-high 160 yards and four touchdowns on the ground vs. Texas Southern (9/25). Former walk-on RB Ari Broussard added 569 yards on 116 carries (4.9 avg.), including a career-high 186 yards at Charlotte (11/6) that marked the program's second-highest total in conference play since joining C-USA in 2005.

As Rice's quarterbacks coach in 2018, Picazo helped mentored graduate transfer QB Shawn Stankavage complete 124-of-219 attempts for 1,328 yards and 10 touchdowns in 10 games (nine starts). True freshman QB Wiley Green added 621 yards and four

scores in four games (three starts), thanks in part to a 313-yard passing performance vs. UTEP (11/3). This marked the highest total by an Owl freshman since Mark Comalander threw for 357 yards vs. Houston (12/1) in 1984.

Picazo came to Rice after five seasons (2013-17) at Stanford, first as a student assistant (2013) while completing his co-term degree program and four years (2014-17) as an offensive assistant, working with quarterbacks and wide receivers. Picazo supported the daily operations of the offense as the Cardinals won two Pac-12 titles (2013 and 2015) and appeared in five consecutive bowl games. While coaching at Stanford in 2017, Picazo participated in a Bill Walsh minority fellowship with the Atlanta Falcons during the team's mandatory spring minicamp.

Picazo earned a bachelor's degree in management, science and engineering in 2013 and a master's degree in psychology in 2014. He played quarterback for the Cardinal from 2009-12, appearing in four games.

A native of Rancho Santa Margarita, Calif., Picazo lives in Houston with his wife, Kaitlyn, who was a three-time national champion in water polo at Stanford.



Houston Texans		
2022	Offensive Assistant	Houston Texans
2020-21	Running Backs	Rice
2018-19	Quarterbacks	Rice
2014-17	Offensive Assistant	Stanford
2013	Student Assistant	Stanford



MILES
SMITH

LINEBACKERS

2ND SEASON WITH TEXANS / 4TH NFL SEASON



Miles Smith enters his second season as the linebackers coach for the Houston Texans in 2022. He joined the Texans after spending three seasons at the University of Illinois as the linebackers coach (2019-20) and defensive backs coach (2018).

In 2021, Smith worked with LB Kamu Grugier-Hill, who set career-highs in tackles (106), tackles for loss (13, tied for first among NFL inside linebackers) and sacks (3.0). In Week 13 vs. Indianapolis (Dec. 5), Grugier-Hill set a Texans single-game record with 19 total tackles while adding one sack and three tackles for loss. Smith also mentored LB Christian Kirksey, who finished second on the team with 93 tackles and recorded a career-high eight passes defended.

While coaching for the Fighting Illini in 2020, Smith worked closely with LB Jake Hansen, who earned All-Big Ten second team honors from the media and third team honors from the coaches after logging 68 tackles, 10 tackles for loss, 2.5 sacks, two forced fumbles and two interceptions. Hansen was one of four different Illini linebackers to log at least 1.0 sack on the season.

In 2019, Smith's linebacker group at Illinois was one of the most productive in the Big Ten. Hansen led the nation with seven forced

fumbles and was named a Butkus Award semifinalist, an award given annually to the top linebacker in college football. LB Dele Harding led the Big Ten in tackles (153), finishing second in the nation and marking the sixth-highest single-season total in school history.

As the defensive backs coach in 2018, Smith worked closely with true freshman DB Jartavius Murray who notched 42 tackles, 1.5 tackles for loss and three interceptions. The Illini's 15 interceptions were tied for 18th in FBS and third in the Big Ten on the season.

Smith began his coaching career as a defensive quality control coach for the Tampa Bay Buccaneers in 2014 and 2015. Both Gerald McCoy (2014-15) and Lavonte David (2015) earned Pro Bowl appearances during his time with the Buccaneers as part of a defense that improved into a top-10 unit in 2015.

Smith graduated from Lake Forest (Ill.) College in 2013 with a bachelor's degree in history.

Smith was born in Mesa, Ariz. and he and his wife, Kara, reside in Manvel, Texas, with their daughter, Olivia. His father, Lovie, is the head coach of the Houston Texans.



COACHING HISTORY

2021-22 Linebackers	Houston Texans
2019-20 Linebackers	Illinois
2018 Cornerbacks	Illinois
2014-15 Defensive Quality Control	Tampa Bay Buccaneers



DINO
VASSO

CORNERBACKS

2ND SEASON WITH TEXANS / 10TH NFL SEASON



Dino Vasso enters his second season as the cornerbacks coach for the Houston Texans in 2022. Vasso owns nine years of NFL experience and 11 overall in coaching after spending two seasons in the collegiate ranks. He initially joined the Texans after spending five seasons (2016-20) with the Philadelphia Eagles as the assistant coordinator / defense (2020) and assistant secondary coach (2016-19).

He has coached players to six Pro Bowl selections and two AP First-Team All-Pro selections during his time in the NFL. Vasso was also a member of the Eagles' coaching staff in 2017 that won Super Bowl LII.

In his first season as the Texans' cornerbacks coach in 2021, Vasso's unit helped the defense force 25 takeaways, tied for the 10th-most in the NFL and a 16-takeaway improvement over Houston's 2020 season total (nine). Vasso worked with DB Desmond King II, who set a single-season career high with 62 tackles (24 solo) and tied his career high of three interceptions. DB Terrance Mitchell also tied a career high with three forced fumbles on the season, totaling 45 tackles (14 solo), one interception, 10 passes defended and one tackle for loss.

From 2016-20, Vasso coached an Eagles defense that ranked third in rushing yards per game (99.1) and third down defense (35.9 percent), sixth in redzone defense (52.7 percent) and ninth in points per game (21.8 avg.). Vasso was promoted to assistant coordinator / defense for the 2020 season and helped a unit that finished third in the NFL in sacks (49) and seventh in third-down defense (37.9 percent).

As the Eagles assistant secondary coach from 2016-19, Vasso worked closely with S Malcolm Jenkins who started all 64 games and made two Pro Bowls (2017-18) during that time span. In 2019, the Eagles secondary boasted three players (CB Avonte Maddox, CB Ronald Darby and CB Rasul Douglas) that totaled at least 10 passes defended on the team's way to winning the NFC East Division title. The unit excelled on third down under Vasso as they finished fourth in the NFL in third down defense (34.1 percent) and only allowed 31.5 percent of conversions on passing plays, which was fourth in the league.

In 2018, Philadelphia ranked first in the NFL in red zone defense (44.6 percent) during the regular season. The Eagles also ranked sixth in third-down defense (35.3 percent) and seventh in opponent rushing yards per game (96.9). The defense was led by Jenkins who earned his third-career Pro Bowl selection after leading the team with three forced fumbles. Darby also totaled 12

passes defended in only nine games, which was the best mark by an Eagles player.

Vasso played an integral role in the Eagles' Super Bowl LII championship team in 2017 as he coached a disruptive secondary unit. Philadelphia's 13 regular season wins tied a franchise record (2004) and the team went 9-1 at home on the year. The Eagles defense finished fourth in the NFL in takeaways (31) with 19 of those from interceptions, which tied for fourth in the league. All 19 interceptions came from defensive backs, with seven different players notching an interception. Vasso worked with a defensive back group that led the NFL in passes defended in both the regular season (70) and postseason (15).

As the leader of the secondary, Jenkins made his first Pro Bowl as an Eagle in 2017 and helped a defense allow the fourth-fewest yards per game in the NFL (306.5). Vasso coached CB Patrick Robinson who led the team with 18 passes defended and four interceptions. Robinson also returned an interception 50 yards for a touchdown in the Eagles' 38-7 NFC Championship victory over the Vikings (1/28/18). Under Vasso's tutelage, second-year CB Jalen Mills logged single-season career highs in passes defended (14), interceptions (three) and interceptions returned for touchdowns (one).

In Vasso's first season with the Eagles in 2016, the secondary featured three different players with at least 10 passes defended and four with at least one interception. Jenkins logged three interceptions and returned two of them for touchdowns, becoming the fifth Eagles player in franchise history to return two interceptions for touchdowns in a season.

Prior to joining the Eagles, Vasso spent three seasons (2013-15) with the Kansas City Chiefs as a coaching assistant, working primarily with the secondary. Vasso helped rookie CB Marcus Peters set numerous franchise records, including most interceptions by a rookie (eight) and most passes defended (26). Peters' 26 passes defended are still the most by a rookie in NFL history. Additionally, his two interception returns for touchdowns tied a Chiefs rookie record and his 280 interception return yards were the most in franchise history and the ninth-most in NFL history.

In 2014, the defensive backs helped the Chiefs defense rank second in the NFL in passing defense (203.3) and points per game (17.6). The group also completed the season without allowing a 300-yard passer, becoming the only team in the league to do so that year.



The 2013 season resulted in a Chiefs defense that forced the second-most takeaways (36) in the NFL. Vasso worked with a secondary unit that helped the defense tie for the third-most interceptions (21) in the NFL and finished tied for fifth in points allowed per game (19.1). S Eric Berry made his third trip to the Pro Bowl and earned First-Team All-Pro honors for the first time in his career under Vasso's assistance.

Vasso originally joined the Chiefs after spending one season (2012) at the University of Missouri as the Tigers defensive graduate assistant. At Missouri, Vasso assisted with recruiting and the compilation of information for the defensive prospects for the Tigers. Prior to joining Mizzou, he served as an offensive intern at

Temple (2011).

Vasso was a four-year letterman and starter at defensive back at the University of New Hampshire (2006-10), after redshirting his freshman season. He started 51 consecutive games for the Wildcats from 2007-10. As a senior, Vasso earned first-team AFCA All-American honors when he totaled six interceptions. In his collegiate career, he recorded 287 tackles, 18 career interceptions, three interception returns for touchdowns, 41 passes defended and six tackles for loss.

Prior to his collegiate career, Vasso lettered in football, basketball and track at Ridley High School in Folsom, Pa. He and his wife, Ryan, live in Manvel, Texas.



Eric Vasso

2021-22 Cornerbacks

- 2020 Assistant Coordinator / Defense
- 2016-19 Assistant Secondary
- 2013-15 Coaching Assistant
- 2012 Defensive Graduate Assistant
- 2011 Offensive Intern

Houston Texans

- Philadelphia Eagles
- Philadelphia Eagles
- Kansas City Chiefs
- Missouri
- Temple



GEORGE WARHOP

OFFENSIVE LINE

1ST SEASON WITH TEXANS / 27TH NFL SEASON



George Warhop enters his first season as the offensive line coach of the Houston Texans in 2022. He begins his tenure in Houston with 39 years of coaching experience, including 26 in the NFL. Prior to joining the Texans, Warhop was the offensive line coach for the Jacksonville Jaguars for three seasons (2019-21).

In 2021, Warhop guided a Jacksonville offensive line that blocked for first-year QB Trevor Lawrence, who set a franchise record for rookie passing yards (3,641), led all 2021 rookies with 359 completions and posted the second-most passing yards (3,641) and rushing yards (334) in the rookie class.

In 2020, Warhop's unit paved the way for standout college free agent rookie RB James Robinson as he became just the third rookie in franchise history to eclipse 1,000 yards rushing. Robinson finished the season with 1,070 rushing yards, the second-most by a rookie in Jaguars history.

In 2019, Warhop's offensive line helped RB Leonard Fournette accrue a career-high 1,674 scrimmage yards (1,152 rushing, 522 receiving), including 50-plus scrimmage yards in all 15 games he played. Fournette's 111.6 scrimmage yards per game ranked fourth in the NFL that season and sixth in Jacksonville's single-season history. The offensive line also helped protect for QB Gardner Minshew II, who threw for more yards (3,271) and more touchdowns (21) than any first-year signal-caller in Jaguars history. Rookie OL Jawaan Taylor was named to the All-Rookie Team by the Pro Football Writers of America after playing all 1,091 offensive snaps on the season.

Prior to joining the Jaguars staff, Warhop spent five seasons as the offensive line coach for the Tampa Bay Buccaneers (2014-18). In 2018, Warhop instructed a unit that paved the way for an offense that tallied the most yards (6,648), net passing yards (5,125), first downs (388) and points scored in team history. Tampa Bay finished third in the NFL in total yards per game (415.5), while their 5,125 net passing yards ranked fourth in team history. Warhop also served as the Buccaneers run game coordinator from 2016-18, helping RB Peyton Barber gain a career-high 871 rushing yards in 2018.

In 2017, Buccaneers OL Donovan Smith joined OL Paul Gruber as the only players in franchise history to start all 48 games through their first three seasons. While in Tampa Bay in 2015, Warhop oversaw an offensive line that cleared the way for 135.1 rushing yards per game, the fifth-most rushing yards in the NFL that season and second-most in team history, as RB Doug Martin finished second in the NFL with 1,402 rushing yards. Veteran OL Logan Mankins received a Pro Bowl nod while Smith and OL Ali Marpet both earned All-Rookie team honors (PFWA).

Before his time with the Buccaneers, Warhop spent five seasons as the offensive line coach for the Cleveland Browns (2009-13), helping OL Joe Thomas earn Pro Bowl and All-Pro honors each season. He also helped OL Alex Mack earn an All-Rookie selection in 2009, as well as Pro Bowl berths in 2010 and 2013.

Warhop spent four seasons as the offensive line coach for the San Francisco 49ers from 2005-08, helping his unit pave the way for three consecutive 1,000-yard rushing seasons by RB Frank Gore, including a franchise-record 1,695 rushing yards in 2006. Warhop joined the 49ers after two seasons (2003-04) with the Dallas Cowboys, where he helped OL Flozell Adams and OL Larry Allen earn Pro Bowl berths each year. Warhop joined the Cowboys after five seasons (1998-2002) as the offensive line coach of the Arizona Cardinals, where he oversaw a unit that blocked for QB Jake Plummer as he completed 1,383-of-2,458 passes (56.3 percent) for 15,419 yards and 75 touchdowns throughout Warhop's tenure.

Prior to his first job in the NFL as an assistant line coach with the St. Louis Rams from 1996-97, Warhop spent 11 seasons as a collegiate coach at Boston College (1994-95), SMU (1993), New Mexico (1990), Vanderbilt (1987-89), Kansas (1984-86) and Cincinnati (1983). Warhop also spent two seasons as the offensive coordinator for the London Monarchs from 1991-92 in NFL Europe.

A former center at the University of Cincinnati, Warhop got his start in coaching as a student assistant at his alma mater in 1983. He and his wife, Lori, have one son, Jacob, and one daughter, Olivia.

COACHING STAFF



r \mcj k'j \^cd b;g`_b`m		
2022	Offensive Line	Houston Texans
2019-21	Offensive Line	Jacksonville Jaguars
2016-18	Offensive Line / Run Game Coordinator	Tampa Bay Buccaneers
2014-18	Offensive Line	Tampa Bay Buccaneers
2009-13	Offensive Line	Cleveland Browns
2005-08	Offensive Line	San Francisco 49ers
2003-04	Offensive Line	Dallas Cowboys
1998-2002	Offensive Line	Arizona Cardinals
1996-97	Offensive Line	St. Louis Rams
1994-95	Offensive Line	Boston College
1993	Offensive Line	SMU
1991-92	Offensive Coordinator	London Monarchs
1990	Offensive Line	New Mexico
1987-89	Offensive Line	Vanderbilt
1984-86	Offensive Line	Kansas
1983	Student Assistant	Cincinnati



TED
WHITE



OFFENSIVE ASSISTANT / QUARTERBACKS
1ST SEASON WITH TEXANS / 1ST NFL SEASON

Ted White enters his first season as offensive assistant / quarterbacks coach for the Houston Texans in 2022. White comes to Houston with 15 seasons of coaching experience, primarily at the collegiate level.

In 2021, White served as an offensive quality control coach at the University of Maryland. While with the Terrapins, White helped lead the development of QB Tua Tagovailoa, who set single-season program records for passing yards (3,860), completions (328), completion percentage (69.2%) and 300-yard passing games (seven) while tying the program record for passing touchdowns (26). Tagovailoa earned Honorable Mention All-Big Ten honors and received Pro Football Focus Third Team All-Big Ten recognition for his performance in 2021.

Prior to his time at Maryland, White worked as the quarterbacks coach for the XFL's DC Defenders in 2020. White coached under current Texans offensive coordinator Pep Hamilton, then the Defenders head coach, and helped lead the Defenders to a 3-2 record before the XFL suspended operations due to the COVID-19 pandemic.

From 2018-19, White served as the offensive coordinator/quarterbacks coach for Prairie View A&M. Under White's tutelage in 2018, QB Jalen Morton set a single-season school record with 3,218 yards of total offense (2,344 passing and 874 rushing). He also rushed for a single-game school-record 255 yards at Arkansas-Pine Bluff (9/22), breaking a mark that had been held since 1953, while adding a career-best four rushing touchdowns.

White spent the two seasons (2016-17) as the associate head coach/offensive coordinator / quarterbacks coach at Arkansas-Pine Bluff and served as the Golden Lions' interim head coach to end the 2017 season.

From 2011 to 2015, White worked as the associate head coach / offensive coordinator / quarterbacks coach at his alma mater, Howard University. Under his direction in 2014, Howard led the Mid-Eastern Athletic Conference in total offense (384.8 yards per game) and first downs per game (22.0) while ranking third in rushing offense (189.3 yards per game) and passing offense (200.3 yards per game).

In 2013, White worked closely with QB Greg McGhee, who earned 2013 MEAC Offensive Player of the Year honors after leading the conference in total offense (3,275 yards). Howard's offense also ranked first in the MEAC in total offense (403.9 yards per game), first in third down conversions (47.6 percent), first in fourth down conversions (68.0 percent), second in rushing offense (200.1 yards per game) and third in passing offense (203.8 yards per game).

In 2012, White helped Howard achieve its first winning season since 2004 with a 7-4 record. In White's first season with the program (2011), the Bison won five games after securing just three wins throughout the previous three seasons combined. McGhee was named MEAC Rookie of the Year after finishing third in the conference in total offense (198.5 yards per game).

Prior to joining Howard's staff, White spent the 2010 season at Southern University as the co-offensive coordinator / quarterbacks coach and guided freshman QB Dray Joseph, who earned Southwestern Athletic Conference Offensive Rookie of the Year honors.

White began his coaching career at Texas Southern University, where he served as the Tigers quarterbacks / wide receivers coach under his former college coach Steve Wilson from 2006-08.

As a player, White played three seasons as a quarterback for the CFL's Montreal Alouettes (2003-05), finishing his CFL career with a total of 2,568 passing yards and 20 touchdowns. White also spent two seasons playing in NFL Europe for the Barcelona Dragons (2002) and Frankfurt Galaxy (2000). He also spent time with the Jacksonville Jaguars, Tampa Bay Buccaneers and Kansas City Chiefs, but did not appear in any regular season games.

White played four collegiate seasons (1995-98) at Howard and holds numerous MEAC records, including career passing yards (9,808) and career passing touchdowns (92). White was a two-time first-team Division 1-AA All-American (1996 and 1998) and was named the MEAC Player of the Year and Black College Football Player of the Year in 1996.

White was born in Baton Rouge, La., and played football and basketball at Glen Oaks High School. He and his wife, Ladicca, have a daughter named Kelsey.

COACHING STAFF



COACHING STAFF

2022	Offensive Assistant / Quarterbacks	Houston Texans
2021	Assistant Quarterbacks	Maryland
2020	Quarterbacks	DC Defenders
2018-19	Offensive Coordinator/Quarterbacks	Prairie View A&M
2017	Interim Head Coach	Arkansas-Pine Bluff
2016-17	Associate Head Coach / Offensive Coordinator/Quarterbacks	Arkansas-Pine Bluff
2011-15	Associate Head Coach / Offensive Coordinator/Quarterbacks	Howard
2010	Co-Offensive Coordinator / Quarterbacks	Southern
2006-08	Quarterbacks / Wide Receivers	Texas Southern

TEXANS COACHES IN THE POSTSEASON



Houston's coaching staff features 10 members who have coached at least one game in the NFL playoffs, combining for an all-time postseason record of 32-34 (.485). Head Coach Lovie Smith and Cornerbacks Coach Dino Vasso have also earned the honor of coaching in a Super Bowl. Smith participated in Super Bowl XLI as head coach of the Chicago Bears as well as Super Bowl XXXVI as defensive coordinator of the St. Louis Rams. Vasso helped lead the Philadelphia Eagles to a victory in Super Bowl LII as the team's assistant secondary coach.

NAME	CURRENT POSITION	TEAMS COACHED IN THE POSTSEASON (SEASONS)	RECORD
Danny Barrett	Running Backs	Miami Dolphins (2016)	0-1
Tim Berbenich	Tight Ends	Las Vegas Raiders (2021) Indianapolis Colts (2013; 2014) Tampa Bay Buccaneers (2007) New York Jets (2002; 2004)	5-6
Jacques Cesaire	Defensive Line	Buffalo Bills (2020; 2021)	3-2
Joe Danna	Safeties	Jacksonville Jaguars (2017) Atlanta Falcons (2012)	
Pep Hamilton	Offensive Coordinator	Indianapolis Colts (2013; 2014) New York Jets (2004)	4-3
Hal Hunter	Assistant Offensive Line	Indianapolis Colts (2013; 2014) San Diego Chargers (2006; 2007; 2008; 2009)	6-6
Frank Ross	Special Teams Coordinator	Indianapolis Colts (2020; 2018)	1-2
Lovie Smith	Head Coach	Chicago Bears (2005; 2006; 2010) St. Louis Rams (2001; 2003) Tampa Bay Buccaneers (1997; 1999; 2000)	7-8
Dino Vasso	Cornerbacks	Philadelphia Eagles (2017; 2018; 2019) Kansas City Chiefs (2013; 2015)	5-4
George Warhop	Offensive Line	Dallas Cowboys (2003) Arizona Cardinals (1998)	1-2



Head Coach Lovie Smith led the 2006 Chicago Bears to a 13-3 record and a spot in Super Bowl XLI as the team's head coach. He also served as defensive coordinator for the 2001 St. Louis Rams team that finished 14-2 and advanced to Super Bowl XXXVI under his guidance.



DIRT. IT'S PART OF THE GAME.

Getting dirty is a part of football — and a part of your adventure in a Ford Bronco® SUV, thanks to standard features like Terrain Management System™ with five G.O.A.T. Modes™ (Goes Over Any type of Terrain) and 4x4. If you want an SUV that capably tackles anything in its way, there's only one choice. The Ford Bronco is built for Texas to be **THE BEST IN TEXAS.**

[TEXASFORD.COM](https://www.texasford.com)



BRONCO™



OFFICIAL SUV



HOUSTON
TEXANS

TEXANS STAFF



OWNERSHIP

Janice McNair Co-Founder and Senior Chair
 Cal McNair Chair and Chief Executive Officer

FOOTBALL OPERATIONS

EXECUTIVE LEADERSHIP

Nick Caserio General Manager
 Jack Easterby Executive Vice President, Football Operations
 Lovie Smith Head Coach

COACHING STAFF

Lovie Smith Head Coach
 Pep Hamilton Offensive Coordinator
 Frank Ross Special Teams Coordinator
 Sean Baker Assistant Special Teams Coordinator
 Danny Barrett Running Backs Coach
 Tim Berbenich Tight Ends Coach
 Ben Bolling Defensive Assistant
 Jacques Cesaire Defensive Line Coach
 Joe Danna Safeties Coach
 Ilir Emini Defensive Assistant / Nickels Coach
 Dele Harding Defensive Assistant
 Hal Hunter Assistant Offensive Line Coach
 Kenyon Jackson Assistant Defensive Line Coach
 Ben McDaniels Wide Receivers / Passing Game Coordinator
 DeNarius McGhee Offensive Assistant
 Robbie Picazo Offensive Assistant
 Miles Smith Linebackers Coach
 Dino Vasso Cornerbacks Coach
 George Warhop Offensive Line Coach
 Ted White Offensive Assistant / Quarterbacks Coach
 Tobijah Hughley Special Assistant to the Head Coach

SUBPROGRAM HEADS

Tim Brog Director of Football Technology and Decision Science
 Andrew Brown Director of Football Administration
 Mike Eubanks Head Strength and Conditioning Coach
 Sue Falsone Director of Movement and Return to Performance
 Clay Hampton .. Director of Football Operations & Team Logistics
 Ladd Harris Director of Team Wellness
 Geoff Kaplan Director of Texans Health
 Brent Naccara Director of Security and Facility Operations
 Roland Ramirez Director of Player Care and Sports Medicine
 Dylan Thompson Director of Team Development
 Matt Van Dyke Director of Applied Sports Science

FOOTBALL PERFORMANCE RESEARCH

Frank Edgerly Director of Football Research
 Rohit Mogalayapalli Football Performance Assistant

FOOTBALL ADMINISTRATION

Andrew Brown Director of Football Administration
 Tom Adden Assistant Director of Football Administration
 Samantha Thick Football Administration Assistant

SCOUTING

James Liipfert Assistant Director of Player Personnel
 and College Scouting Director
 Ronnie McGill Director of Pro Scouting
 DJ Debick Assistant Director of Pro Scouting
 Todd Jones Jr. Pro Scout
 John Ritcher National Scout
 Mozique McCurtis National Scout
 Tom Hayden College Scouting Coordinator
 Bailee Brown Area Scout
 Najja Johnson Area Scout
 Bradley Mathews Area Scout
 George Panagiotopoulos Area Scout
 Blaise Taggart Area Scout
 RJ Goodwin Personnel Assistant
 Nate Leopold Personnel Assistant
 Haley Stork Administrative Assistant, Player Personnel

FOOTBALL OPERATIONS AND TEAM LOGISTICS

Clay Hampton .. Director of Football Operations & Team Logistics
 Darwin Beacham Assistant Director of Team Logistics,
 Equipment
 Grant Hendrix .. Football Operations and Team Logistics Manager
 Adam Fron Football Operations and Team Logistics Assistant
 Eric Wagenlander Football Operations and Team Logistics
 Assistant
 Michael Redman Football Operations and Logistics Assistant,
 Equipment
 Camille Wilson ... Football Operations and Team Logistics Analyst
 Patrick Moorier II Football Operations and Team Logistics
 Apprentice

TEAM DEVELOPMENT

Dylan Thompson Director of Team Development
 Morgan Kleinschmidt Senior Manager of Team Impact



SECURITY AND FACILITY MANAGEMENT

Brent Naccara Director of Security and Facility Operations
Robert Breiding Security Coordinator
Stephen Johnson..... Coordinator of Special Projects

FOOTBALL TECHNOLOGY AND DECISION SCIENCE

Tim Brog..... Director of Football Technology and Decision Science
Colby Borden Football Video Coordinator
Jack Benitez..... Football Technology Assistant
Thomas Stoesser Football Video Assistant
Leander Wallace Football Video Assistant – Player Skill Development
Blake Farabee..... Football Technology Assistant
Russell Joyner Senior Head of Decision Science
Kevin Clark Decision Science Lead
Parker Franzen Football Data Analyst
Erin Psajdl Football Data Analyst
Nidhi Sadhu..... Modern Web Application Developer
James Yobe Web Application Engineer

APPLIED SPORTS SCIENCE

Matt Van Dyke..... Director of Applied Sports Science
Ryan Grubbs..... Applied Biomechanics Coordinator
Jonah Rosner..... Sports Science Coordinator

STRENGTH AND CONDITIONING

Mike Eubanks..... Head Strength and Conditioning Coach
Joe Distor Associate Head Strength and Conditioning Coach
Pat Moorer..... Assistant Strength and Conditioning Coach

WELLNESS AND PERFORMANCE NUTRITION

Ladd Harris..... Director of Team Wellness
Jacob Mertens Assistant Director of Performance Nutrition
Amy Johnson..... Performance Nutrition Coordinator
Christopher Bednorz..... Executive Performance Chef
Michael Potowski..... Executive Sous Chef

SPORTS MEDICINE

Geoff Kaplan Director of Texans Health
Roland Ramirez Director of Player Care and Sports Medicine
Sue Falsone ... Director of Movement and Return to Performance
Ciara Burgi..... Return to Performance Lead
Jeremy Baxter Associate Head Athletic Trainer
Jon Vaden..... Return to Performance Assessment Coordinator
James Hardy..... Sports Performance Logistics Coordinator
Shannon Osborne Assistant Athletic Trainer
Brandon Kukal..... Assistant Athletic Trainer
Megan O’Hanlon..... Assistant Athletic Trainer
Lexus Blunt..... Athletic Training Apprentice
Dillon Gregory..... Athletic Training Apprentice
Brian Price..... Athletic Training Apprentice



BUSINESS OPERATIONS

EXECUTIVE LEADERSHIP

Greg Grissom President
 Greg Kondritz Executive Vice President, Business Affairs and
 General Counsel
 Marilan Logan Senior Vice President, Chief Financial Officer
 & Treasurer
 Juan Rodriguez Senior Vice President, Operations and
 Event Management
 John Schriever Senior Vice President, Event Revenue
 and Services
 Doug Vosik Senior Vice President Marketing
 & Communications
 Ben Wang Senior Vice President, Business Analytics
 & Insights
 Jerry Angel Vice President, Corporate Development
 Brian George Vice President, Texans Luxe
 Anita Martin Vice President, Human Resources
 Hannah McNair Vice President, Houston Texans Foundation
 Jeff Schmitz Vice President and Chief Information Officer
 David Fletcher General Manager of LSSE

ADMINISTRATION

Joanna Marks Executive Assistant, Chairman and CEO
 Susie Galvan Executive Assistant, Chairman's Office
 Bonny Marshall Executive Assistant to Greg Grissom

BUSINESS ANALYTICS AND TECHNOLOGY

Andrew Lotz Business Insights Coordinator

CORPORATE DEVELOPMENT

Evin Martinez Director of Partnership Marketing
 Brian Peden Director of Corporate Development
 Wes Brown Director of Corporate Development
 Justin Kempisty Corporate Development Manager
 Meg Reynolds Partnership Marketing Manager
 Allaire Myer Senior Partnership Marketing Coordinator
 Sarah Schriever Partnership Marketing Coordinator
 Lelia Vacek Partnership Marketing Media Specialist
 Ashley Tait Executive Assistant
 Brittny Shriver Corporate Development Intern

FINANCE

Joe Smilari Controller
 Lisa Ruiz Senior Director of Payroll Services
 Roweena England Director of Tax
 Cristina Anaya Accounts Payable Manager
 Cassandra Blanchard Accounting Manager
 Kayla Rumbaugh Financial Planning and Analysis Manager
 Jeff Knox Accounts Receivable Accountant
 Anna Reyes Senior Accountant
 Jacob Ross Senior Financial Analyst, Treasury and Data Analytics
 Monica Garza General Accountant
 Shelby Vogt Senior Payroll Accountant
 Melissa Weynand Executive Assistant to Marilan Logan

HUMAN RESOURCES

Ivory Youngblood Director of Human Resources
 Jazzyn Booker Talent Acquisition Manager
 Leah Pierre Human Resources Manager
 Brittany McSwaim Human Resources Generalist

INFORMATION TECHNOLOGY

Michael Johnson Senior Director of Enterprise Applications
 Erick Prak Senior Database Administrator/Developer
 Leo Scott Director of IT Infrastructure
 Ken Burton Network and Security Manager
 Anthony Shade Senior System Administrator
 Bobby Rawlinson Director of IT Service Delivery
 Aaron Amaya Endpoint Management Engineer
 Derek Mauney Senior IT Support Analyst

LEGAL & BUSINESS AFFAIRS

Sunil Jamal Associate Counsel
 Justina Villarreal Legal Operations Manager
 Raelyn Wright Business Affairs Manager



MARKETING PROMOTIONS

Alexandra ComerotaSenior Director of Marketing
Jackie MaldonadoDirector of Game Presentation and
Live Entertainment Producer
Lauren GarnerSenior Graphic Designer
Zareah HortonMarketing Assistant
Andrew JohnsonSenior Mascot Program Manager
Krista MurrayMarketing Manager
Kim Ramos Game Presentation Coordinator
Ryan Records..... Mascot Manager and Content Producer
Brooke StuckeySenior Marketing Coordinator
Casey AlbertsCheerleader Program Manager
Karlee Combest....Marketing and Cheerleader Program Assistant

COMMUNICATIONS

Omar Majzoub Director of Communications
Lindsey Fox..... Business and Internal Communications Manager
Evert Geerlings..... Football Communications Manager
Zach Tarrant Photography Manager and Team Photographer
Jackson Riebel..... Communications Coordinator
Rachel Richards Communications Intern
Tim Wiemann Communications Intern

COMMUNITY DEVELOPMENT

Kandyace Mayberry Director of Community Relations
Adrienne Saxe Director of Community Development
Rebekah SnodgrassHouston Texans Foundation Manager
Brett Stewart..... Senior Community and Youth Football Manager

DIGITAL MEDIA

Aynav Leibowitz ... Senior Digital Media Manager & Content Strategist
Amanda CaffeyDigital Media Producer
Lorren Walker Social Media Coordinator
Hailey Carroll.....Digital Media Intern

LOCAL RADIO CONTENT

Marc Vandermeer Vice President, Broadcasting & Voice of the
Houston Texans
Drew Dougherty ... Texans TV Host & Senior Integrated Media Manager
John Harris Texans Analyst and Integrated Media Manager
Deepi SidhuTexans Insider and Senior Content Producer

LOCAL TELEVISION CONTENT

Jay McDevitt..... Senior Director of Television and Digital Media
Jared HuffDigital Media Producer
Tyler Marcotte Videographer and Producer
Tyler Suddarth.....Videographer and Lead Producer
Scott Berry Digital Video Intern
Jonathan Johnson Digital Video Intern

MEDIA PRODUCTIONS

Gavin Gehrt..... Executive Producer, Senior Director of Live Video
Productions
Kenneth Perkins..... Senior Motion Graphics Designer and Editor
Lily Vazquez..... Motion Graphics Designer and Editor
Fidencio Herrera Motion Graphics Intern

EVENT EXPERIENCE

Disney Harris..... Director of Event Experience
Ashley Alspaugh..... Event Experience Manager
Ryan Jackson Event Experience Coordinator
Jorge Escobedo Event Experience Intern

FAN OPERATIONS AND EVENT SERVICES

Holly Schweitzer..... Director of Fan Relations and Event Services
Karissa Hudik..... Event Services Manager
Kelly Franks Event Services Coordinator
Harold Trochez Event Services Coordinator

OFFICE SERVICES

Marvin Dave.....Senior Office Services Manager
Jeremy Jones..... Office Services Coordinator

OPERATIONS AND LOGISTICS

Rick Bornhauser Senior Operations and Logistics Coordinator

LONE STAR SPORTS & ENTERTAINMENT

Blaine Foreman Director of Events and Operations
Jasmine Butler Senior Marketing and Events Coordinator
Jack Fenimore Partnership Marketing Coordinator
Juan Villanueva Marketing Coordinator
Thomas Chepurko Event Sales Associate
Liz Hernandez Event Sales Associate
Z'yan Thomas Event Sales Associate



TEXANS LUXE

Shari Rainey Senior Director of Texans Luxe
Partnership Services

Stephen Friedlander Director of Texans Luxe
Business Development

James Dolce Business Development Manager, Texans Luxe

Christian Jablonski Business Development Manager, Texans Luxe

Andrew Vitale Business Development Manager, Texans Luxe

Heather Barris.....Texans Luxe Partnership Services Coordinator

Tiffani Whittington.....Texans Luxe Partnership Services Coordinator

Brandon Anselmi ... Texans Luxe Partnership Services Representative

TICKETING

Derek Beeman Vice President, Ticket and Event Sales

Trey Young..... Senior Director of Ticket Operations

Gary Garcia Director of Business Development

Jessica Schneider Director of Membership Service

Cody CavalierClub Membership Services Manager

Erica Martinez.....Club Membership Services Manager

Matt McKee ... Membership Services & Communications Manager

Matt Menard..... Group Sales Manager

Madison Holesko Inside Sales Manager

Cullen Aguilar..... Inside Sales Representative

Vincent Buzzy..... Inside Sales Representative

Stephen Guttadauro Inside Sales Representative

Nathan Haile Inside Sales Representative

Kyandrea Joyner..... Inside Sales Representative

Kevin Kendziora Inside Sales Representative

Armond Mccray Inside Sales Representative

Trey McFadgen..... Inside Sales Representative

Santiago Montoya..... Inside Sales Representative

Victoria Tyler..... Inside Sales Representative

Danny Noel Inside Sales Representative

Palak Patel..... Inside Sales Representative

Jake Snyder Inside Sales Representative

Jae Suh Inside Sales Representative

Angelica Walker Inside Sales Representative

Cam Young Inside Sales Representative

Ashton Alexander..... Account Executive, Business Development

Joshua Davidson Account Executive, Business Development

Ryne Harris..... Account Executive, Business Development

Charlie Hartland..... Account Executive, Business Development

Kelsey Huffer..... Account Executive, Business Development

Brenden Nagel Account Executive, Business Development

Sarah Spillane Club Seat Membership Advisor

Angela Velazco Club Seat Membership Advisor

Romelie Biyo Ticket Operations Representative

Taylor Bates..... Membership Services Advisor

Ariana Berrelez Membership Services Advisor

Coby Grissom..... Membership Services Advisor

Tate Guerrero..... Membership Services Advisor

Chelsea Lott Membership Services Advisor

Greg Takekawa Membership Services Advisor

Anfernee Trower Membership Services Advisor

Skyler Williams..... Membership Services Advisor

Philip Baumgartner Group Sales Specialist

Josh Curtis..... Group Sales Specialist

Joe Di Filippo..... Group Sales Specialist

Ira Liebman Group Sales Specialist

Abby Munoz..... Group Sales Specialist

Caitlin Towle..... Group Sales Specialist



OWNERSHIP



JANICE MCNAIR
Co-Founder and Senior Chair



CAL MCNAIR
Chair and Chief Executive Officer

FOOTBALL OPERATIONS

EXECUTIVE LEADERSHIP



NICK CASERIO
General Manager



JACK EASTERBY
*Executive Vice President,
Football Operations*



LOVIE SMITH
Head Coach




COACHING STAFF




LOVIE SMITH
Head Coach



PEP HAMILTON
Offensive Coordinator



FRANK ROSS
Special Teams Coordinator



SEAN BAKER
Assistant Special Teams



DANNY BARRETT
Running Backs




TIM BERBENICH
Tight Ends



BEN BOLLING
Defensive Assistant



JACQUES CESAIRE
Defensive Line



JOE DANNA
Safeties



ILIR EMINI
Defensive Assistant / Nickels



DELE HARDING
Defensive Assistant



COACHING STAFF




HAL HUNTER
Assistant Offensive Line



KENYON JACKSON
Assistant Defensive Line



BEN MCDANIELS
*Wide Receivers / Pass Game
Coordinator*



DENARIUS MCGHEE
Offensive Assistant



ROBBIE PICAZO
Offensive Assistant



MILES SMITH
Linebackers



DINO VASSO
Corners



GEORGE WARHOP
Offensive Line



TED WHITE
Offensive Assistant / Quarterbacks



TOBIJAH HUGHLEY
*Special Assistant to the Head Coach
for Football Performance*



SUBPROGRAM HEADS



TIM BROG

Director of Football Technology and Decision Science



ANDREW BROWN

Director of Football Administration



MIKE EUBANKS

Head Strength and Conditioning Coach



SUE FALSONE

Director of Movement and Return to Performance



CLAY HAMPTON

Director of Football Operations and Team Logistics




LADD HARRIS

Director of Team Wellness



GEOFF KAPLAN

Director of Texans Health




BRENT NACCARA

Director of Security and Facility Operations




ROLAND RAMIREZ

Director of Player Care and Sports Medicine



DYLAN THOMPSON

Director of Team Development




MATT VAN DYKE

Director of Applied Sports Science



FOOTBALL PERFORMANCE RESEARCH



FRANK EDGERLY
Director of Football Research



ROHIT MOGALAYAPALLI
Football Performance Asst.

FOOTBALL ADMINISTRATION



ANDREW BROWN
Director of Football Admin



TOM ADDEN
Asst. Director of Football Admin



SAMANTHA THICK
Football Administration Assistant



SCOUTING



JAMES LIPIERT

Asst. Director of Player Personnel and College Scouting Director



RONNIE MCGILL

Director of Pro Scouting



DJ DEBICK

Assistant Director of Pro Scouting



TODD JONES JR.

Pro Scout



JOHN RITCHER

National Scout



MOZIQUE MCCURTIS

National Scout



TOM HAYDEN

College Scouting Coordinator



BAILEE BROWN

Area Scout




NAJJA JOHNSON

Area Scout



BRADLEY MATHEWS

Area Scout



GEORGE PANAGIOTOPOULOS

Area Scout



BLAISE TAGGART

Area Scout



SCOUTING (cont.)



RJ GOODWIN
Personnel Assistant



NATE LEOPOLD
Personnel Assistant



HALEY STORK
*Administrative Assistant,
Player Personnel*


FOOTBALL OPERATIONS AND TEAM LOGISTICS



CLAY HAMPTON
*Director of Football Operations and
Team Logistics*



DARWIN BEACHAM
*Assistant Director of Team Logistics,
Equipment*



GRANT HENDRIX
*Football Operations and Team Logis-
tics Manager*



ADAM FRON
*Football Operations and Team Logis-
tics Assistant*



ERIC WAGENLANDER
*Football Operations and Team
Logistics Assistant*



MICHAEL REDMAN
*Football Operations and Logistics
Assistant, Equipment*




CAMILLE WILSON
*Football Operations and Team
Logistics Analyst*



PATRICK MOORER II
*Football Operations and Team
Logistics Apprentice*



TEAM DEVELOPMENT



DYLAN THOMPSON
Director of Team Development



MORGAN KLEINSCHMIDT
Sr. Manager of Team Impact

SECURITY AND FACILITY MANAGEMENT



BRENT NACCARA
Director of Security and Facility Operations



ROBERT BREIDING
Security Coordinator



STEVE JOHNSON
Coordinator of Special Projects



FOOTBALL TECHNOLOGY AND DECISION SCIENCE



TIM BROG

Director of Football Technology and Decision Science



COLBY BORDEN

Football Video Coordinator



JACK BENITEZ

Football Technology Assistant



TOMMY STOESER

Football Video Assistant



LEANDER WALLACE

Football Technology Assistant for Player Skill Development



BLAKE FARABEE

Football Technology Assistant



RUSSELL JOYNER

Director of Football Information Systems



KEVIN CLARK

Football Data and Applications Engineer



PARKER FRANZEN

Data Analyst



ERIN PSAJDL

Football Data Analyst



NIDHI SADHU

Modern Web Application Developer



JAMES YOBE

Mobile Application Developer



APPLIED SPORTS SCIENCE



MATT VAN DYKE
Director of Sports Science



RYAN GRUBBS
Applied Biomechanics Coordinator



JONAH ROSNER
Sports Science Coordinator

STRENGTH & CONDITIONING



MIKE EUBANKS
Head Strength & Conditioning Coach



JOE DISTOR
Associate Head Strength and Conditioning Coach



PAT MOORER
Assistant Strength & Conditioning Coach


WELLNESS AND PERFORMANCE NUTRITION



LADD HARRIS
Director of Team Wellness



JACOB MERTENS
Asst. Director of Performance Nutrition



AMY JOHNSON
Performance Nutrition Coordinator



CHRISTOPHER BEDNORZ
Executive Performance Chef



SPORTS MEDICINE



GEOFF KAPLAN
Director of Texans Health



ROLAND RAMIREZ
Director of Player Care and Sports Medicine



SUE FALSONE
Director of Movement and Return to Performance




CIARA BURGI
Return to Performance Lead



JEREMY BAXTER
Associate Head Athletic Trainer



JON VADEN
Return to Performance Assessment Coordinator



JAMES HARDY
Sports Performance Logistics Coordinator



SHANNON OSBORNE
Assistant Athletic Trainer




BRANDON KUKAL
Assistant Athletic Trainer



MEGAN O'HANLON
Athletic Training Apprentice



LEXUS BLUNT
Athletic Training Apprentice



DILLON GREGORY
Athletic Training Apprentice



SPORTS MEDICINE (cont.)



BRIAN PRICE
Athletic Training Apprentice



BUSINESS OPERATIONS

BUSINESS OPERATIONS LEADERSHIP TEAM



GREG GRISSOM
President



GREG KONDRITZ
Executive Vice President and General Counsel



MARILAN LOGAN
Senior Vice President, Chief Financial Officer and Treasurer



JUAN RODRIGUEZ
Senior Vice President, Operations and Event Management



JOHN SCHRIEVER
Senior Vice President, Event Revenue and Services



DOUG VOSIK
Senior Vice President, Marketing and Communications



BEN WANG
Senior Vice President, Business Analytics and Insights



JERRY ANGEL
Vice President, Corporate Development



BRIAN GEORGE
Vice President, Texans Luxe



ANITA MARTIN
Vice President, Human Resources



HANNAH MCNAIR
Vice President, Houston Texans Foundation



JEFF SCHMITZ
Vice President and Chief Information Officer



BUSINESS OPERATIONS LEADERSHIP TEAM (cont.)



DAVID FLETCHER
*General Manager, Lone Star Sports
and Entertainment*

ADMINISTRATION



JOANNA MARKS
*Executive Assistant, Chairman and
CEO*



SUSIE GALVAN
*Executive Assistant, Chairman's
Office*



BONNY MARSHALL
Executive Assistant to Greg Grissom

BUSINESS ANALYTICS & TECHNOLOGY



ANDREW LOTZ
Business Insights Coordinator



CORPORATE DEVELOPMENT



EVIN MARTINEZ
Director of Partnership Marketing



BRIAN PEDEN
Director of Corporate Development



WES BROWN
Director of Corporate Development



JUSTIN KEMPISTY
Corporate Development Manager



MEG REYNOLDS
Partnership Marketing Manager



ALLAIRE MYER
Senior Partnership Marketing Coordinator



SARAH SCHRIEVER
Partnership Marketing Coordinator



LELIA VACEK
Partnership Marketing Media Specialist



ASHLEY TAIT
Executive Assistant



BRITTYN SHRIVER
Corporate Development Intern



FINANCE



JOE SMILARI
Controller



LISA RUIZ
Senior Director of Payroll Services



ROWEENA ENGLAND
Director of Tax



CRISTINA ANAYA
Accounts Payable Manager



CASSANDRA BLANCHARD
Accounting Manager



KAYLA RUMBAUGH
*Financial Planning and Analysis
Manager*



JEFF KNOX
Accounts Receivable Accountant



ANNA REYES
Senior Accountant



JACOB ROSS
*Senior Financial Analyst - Treasury
and Data Analytics*



MONICA GARZA
General Accountant



SHELBY VOGT
Senior Payroll Accountant



MELISSA WEYNAND
Executive Assistant to Marilan Logan



HUMAN RESOURCES



IVORY YOUNGBLOOD
Director of Human Resources



JAZZYN BOOKER
Talent Acquisition Manager



LEAH PIERRE
Human Resources Manager



BRITTANY MCSWAIN
Human Resources Generalist



INFORMATION TECHNOLOGY



MICHAEL JOHNSON
Senior Director of Enterprise Applications



BOBBY RAWLINSON
Director of IT Service Delivery



LEO SCOTT
Director of IT Infrastructure



KEN BURTON
Network and Security Manager



ERICK PRAK
Senior Database Administrator/Developer



ANTHONY SHADE
Senior System Administrator



AARON AMAYA
Endpoint Management Engineer



DEREK MAUNEY
Senior IT Support Analyst

LEGAL & BUSINESS AFFAIRS



SUNIL JAMAL
Associate Counsel



JUSTINA VILLAREAL
Legal Operations Manager



RAELYN WRIGHT
Business Affairs Manager



MARKETING PROMOTIONS



ALEXANDRA COMEROTA
Senior Director of Marketing



JACKIE MALDONADO
Director of Game Presentation and Live Entertainment Producer



ANDREW JOHNSON
Senior Mascot Program Manager



CASEY ALBERTS
Cheerleader Program Manager



KRISTA MURRAY
Marketing Manager



RYAN RECORDS
Mascot Manager and Content Producer



LAUREN GARNER
Senior Graphic Designer



BROOKE STUCKEY
Senior Marketing Coordinator



KIM RAMOS
Game Presentation Coordinator



KARLEE COMBEST
Marketing and Cheerleader Program Assistant



ZAREAH HORTON
Marketing Assistant



COMMUNICATIONS



OMAR MAJZOUB
Director of Communications



LINDSEY FOX
*Business and Internal
Communications Manager*



EVERT GEERLINGS
Football Communications Manager



ZACH TARRANT
*Photography Manager & Team
Photographer*



JACKSON RIEBEL
Communications Coordinator



RACHEL RICHARDS
Communications Intern



TIM WIEMANN
Communications Intern

COMMUNITY DEVELOPMENT




KANDYACE MAYBERRY
Director of Community Relations



ADRIENNE SAXE
Director of Community Development



BRETT STEWART
Senior Community and Youth Football



REBEKAH SNODGRASS
Houston Texans Foundation Manager



DIGITAL MEDIA



AYNAV LEIBOWITZ
*Senior Digital Media Manager
and Content Strategist*



AMANDA CAFFEY
Digital Media Producer



LORREN WALKER
Social Media Coordinator



HAILEY CARROLL
Digital Media Intern

LOCAL RADIO CONTENT



MARC VANDERMEER
*Vice President, Broadcasting and
Voice of the Houston Texans*



DREW DOUGHERTY
*Texans TV Host and Integrated Media
Manager*



JOHN HARRIS
*Texans Analyst and Integrated Media
Manager*



DEEPI SIDHU
*Texans Insider and Senior Content
Producer*

LOCAL TELEVISION CONTENT



JAY MCDEVITT
*Senior Director of Television and
Digital Media*



TYLER SUDDARTH
Videographer and Lead Producer



TYLER MARCOTTE
Videographer and Producer



JARED HUFF
Digital Media Producer



LOCAL TELEVISION CONTENT (cont.)



SCOTT BERRY
Local Television Content Intern



JONATHAN JOHNSON
Local Television Content Intern

MEDIA PRODUCTIONS



GAVIN GEHRT
Executive Producer, Senior Director of Live Video Productions



KENNY PERKINS
Senior Motion Graphics Designer and Editor



LILY VAZQUEZ
Motion Graphics Designer and Editor



FIDENCIO HERRERA
Media Productions Intern

EVENT EXPERIENCE



DISNEY HARRIS
Director of Event Experience



ASHLEY ALSPAUGH
Event Experience Manager



RYAN JACKSON
Event Experience Coordinator



JORGE ESCOBEDO
Event Experience Intern



FAN OPERATIONS & EVENT SERVICES



HOLLY SCHWEITZER
Director of Fan Relations and Event Services



KARISSA HUDIK
Event Services Manager



KELLY FRANKS
Event Services Coordinator



HAROLD TROCHEZ
Event Services Coordinator

OFFICE SERVICES



MARVIN DAVE
Senior Office Services Manager



JEREMY JONES
Office Services Coordinator

HOUSTON TEXANS STAFF



OPERATIONS & LOGISTICS



RICK BORNHAUSER
*Senior Operations and Logistics
Coordinator*

LONE STAR SPORTS & ENTERTAINMENT



BLAINE FOREMAN
Director of Events and Operations



JASMINE BUTLER
*Senior Marketing and Events
Coordinator*



JACK FENIMORE
Partnership Marketing Coordinator



JUAN VILLANUEVA
Marketing Coordinator



THOMAS CHEPURKO
Event Sales Associate



LIZ HERNANDEZ
Event Sales Associate



ZYAN THOMAS
Event Sales Associate



TEXANS LUXE



SHARI RAINEY
*Senior Director of Texans Luxe
Partnership Services*



STEPHEN FRIEDLANDER
*Director of Texans Luxe Business
Development*



JAMES DOLCE
*Business Development Manager,
Texans Luxe*



CHRISTIAN JABLONSKI
*Business Development Manager,
Texans Luxe*



ANDREW VITALE
*Business Development Manager,
Texans Luxe*



HEATHER BARRIS
*Texans Luxe Partnership Services
Coordinator*



TIFFANI WHITTINGTON
*Texans Luxe Partnership Services
Coordinator*



BRANDON ANSELM
*Texans Luxe Partnership Services
Coordinator*

TICKETING



DEREK BEEMAN
*Vice President, Ticket and
Event Sales*



TREY YOUNG
Senior Director of Ticket Operations



GARY GARCIA
Director of Business Development



JESSICA SCHNEIDER
Director of Membership Service



TICKETING (cont.)



CODY CAVALIER

Club Membership Services Manager



ERICA MARTINEZ

Club Membership Services Manager



MATT McKEE

Membership Services and Communications Manager



MATT MENARD

Group Sales Manager



MADISON HOLESKO

Inside Sales Manager



CULLEN AGUILAR

Inside Sales Representative



VINCENT BUZZY

Inside Sales Representative



STEPHEN GUTTADAURO

Inside Sales Representative



NATHAN HAILE

Inside Sales Representative



KYANDREA JOYNER

Inside Sales Representative



KEVIN KENDZIORA

Inside Sales Representative



ARMOND MCCRAY

Inside Sales Representative



TICKETING (cont.)



TREY McFADGEN
Inside Sales Representative



SANTIAGO MONTOYA
Inside Sales Representative



VICTORIA TYLER
Inside Sales Representative



DANNY NOEL
Inside Sales Representative



PALAK PATEL
Inside Sales Representative



JAKE SNYDER
Inside Sales Representative



JAE SUH
Inside Sales Representative



ANGELICA WALKER
Inside Sales Representative



CAM YOUNG
Inside Sales Representative



ASHTON ALEXANDER
Account Executive, Business Development



JOSHUA DAVIDSON
Account Executive, Business Development



RYNE HARRIS
Account Executive, Business Development



TICKETING (cont.)



CHARLIE HARTLAND
Account Executive, Business Development



KELSEY HUFFER
Account Executive, Business Development



BRENDEN NAGEL
Account Executive, Business Development



SARAH SPILLANE
Club Seat Membership Advisor



ANGELA VELZACO
Club Seat Membership Advisor



ROMELIE BIYO
Ticket Operations Representative



JOSH CURTIS
Group Sales Specialist



JOE DI FILIPPO
Group Sales Specialist



TAYLER BATES
Membership Services Advisor



ARIANA BERRELEZ
Membership Services Advisor



COBY GRISSOM
Membership Services Advisor



TATE GUERRERO
Membership Services Advisor



TICKETING (cont.)




CHELSEA LOTT
Membership Services Advisor



GREG TAKEKAWA
Membership Services Advisor



ANFERNEE TROWER
Membership Services Advisor



SKYLER WILLIAMS
Membership Services Advisor




PHILIP BAUMGARTNER
Group Sales Specialist



IRA LIEBMAN
Group Sales Specialist



ABBY MUNOZ
Group Sales Specialist



CAITLIN TOWLE
Group Sales Specialist



HOUSTON
TEXANS

2021 SEASON
IN REVIEW

2021 REGULAR SEASON STATISTICS (4-13)



WON 4, LOST 13				
09/12	W	37-21	Jacksonville	68,105
09/19	L	21-31	at Cleveland	67,431
09/23	L	9-24	Carolina	68,320
10/03	L	0-40	at Buffalo	68,087
10/10	L	22-25	New England	68,450
10/17	L	3-31	at Indianapolis	57,947
10/24	L	5-31	at Arizona	60,297
10/31	L	22-38	L.A. Rams	66,013
11/07	L	9-17	at Miami	60,232
11/21	W	22-13	at Tennessee	67,395
11/28	L	14-21	N.Y. Jets	65,120
12/05	L	0-31	Indianapolis	65,291
12/12	L	13-33	Seattle	67,610
12/19	W	30-16	at Jacksonville	60,252
12/26	W	41-29	L.A. Chargers	65,674
01/02	L	7-23	at San Francisco	71,612
01/09	L	25-28	Tennessee	66,722

2021 TEAM STATISTICS		
	HOU	OPP.
FIRST DOWNS	266	382
Rushing	77	135
Passing	162	218
Penalty	27	29
Third Down-Made/Att	95/239	89/206
Third Down Efficiency	39.7%	43.2%
Fourth Down-Made/Att	9/21	11/19
Fourth Down Efficiency	42.9%	57.9%
TOTAL NET YARDS	4,727	6,535
Avg. Per Game	278.1	384.4
Total Plays	1,010	1,101
Avg. Per Play	4.7	5.9
NET YARDS RUSHING	1,422	2,418
Avg. Per Game	83.6	142.2
Total Rushes	420	523
Avg. Per Rush	3.4	4.6
NET YARDS PASSING	3,305	4,117
Avg. Per Game	194.4	242.2
Sacked/Yards Lost	44/325	32/225
Gross Yards	3,630	4,342
Attempts/Completions	546/354	546/363
Pct. of Completion	64.8%	66.5%
Had Intercepted	15	17
PUNTS/AVERAGE	88/46.7	57/44.1
Net Punting Average	41.7	40.4
PUNT RETURN/AVG.	26/7.2	45/7.9
KICKOFF RETURN/AVG.	43/22.7	32/20.4
INTERCEPTION RETURN/AVG.	17/17.4	15/7.7
PENALTIES/YARDS	114/978	89/790
FUMBLES/BALL LOST	18/7	25/8
TOUCHDOWNS	31	53
Rushing	8	25
Passing	21	27
Returns	2	1
EXTRA POINTS/ATTEMPTS	25/29	44/48
TWO POINT CONVERSION/ATT.	2/2	3/5
FIELD GOALS/ATTEMPTS	21/27	28/32
AVG. TIME OF POSSESSION	28:15	31:45

SCORE BY PERIODS	Q1	Q2	Q3	Q4	OT	PTS
Texans	60	99	34	87	0	280
OPONENTS	71	137	104	140	0	452

SCORING	TD	RU	PA	RT	K-PAT	FG	2PT	S	PTS
K. Fairbairn	0	0	0	0	13/16	15/19	0	0	58
B. Cooks	6	0	6	0	0/0	0/0	0	0	36
D. Amendola	3	0	3	0	0/0	0/0	1	0	20
J. Slye	0	0	0	0	7/8	4/5	0	0	19
R. Burkhead	3	3	0	0	0/0	0/0	0	0	18
B. Jordan	3	0	3	0	0/0	0/0	0	0	18
T. Taylor	3	3	0	0	0/0	0/0	0	0	18
C. Conley	2	0	2	0	0/0	0/0	0	0	12
P. Lindsay	2	1	1	0	0/0	0/0	0	0	12
C. Moore	2	0	2	0	0/0	0/0	0	0	12
D. Eberle	0	0	0	0	5/5	2/3	0	0	11
A. Auclair	1	0	1	0	0/0	0/0	0	0	6
N. Collins	1	0	1	0	0/0	0/0	0	0	6
M. Ingram II	1	1	0	0	0/0	0/0	0	0	6
D. Johnson	1	0	1	0	0/0	0/0	0	0	6
A. Miller	1	0	1	0	0/0	0/0	0	0	6
T. Smith	1	0	0	1	0/0	0/0	0	0	6
T. Thomas	1	0	0	1	0/0	0/0	0	0	6
J. Martin	0	0	0	0	0/0	0/0	0	1	2
D. Mills	0	0	0	0	0/0	0/0	1	0	2

RUSHING	NO.	YDS	AVG	LONG	TD
R. Burkhead	122	427	3.5	36	3
M. Ingram II	92	294	3.2	24	1
D. Johnson	67	228	3.4	15	0
T. Taylor	19	151	7.9	30	3
P. Lindsay	50	130	2.6	35	1
R. Freeman	35	92	2.6	13	0
D. Mills	18	44	2.4	11	0
B. Cooks	2	21	10.5	16	0
S. Phillips	6	13	2.2	4	0
J. Samuels	5	9	1.8	3	0
T. Smith	1	7	7.0	7	0
C. Conley	1	3	3.0	3	0
J. Akins	1	3	3.0	3	0
P. Dorsett	1	0	0.0	0	0
TEXANS	420	1,422	3.4	36	8
OPONENTS	523	2,418	4.6	83	25

RECEIVING	TAR	NO.	YDS	AVG	LONG	TD
B. Cooks	134	90	1,037	11.5	52	6
N. Collins	60	33	446	13.5	32	1
D. Johnson	42	32	225	7.0	16	1
D. Amendola	38	24	248	10.3	39	3
C. Conley	37	22	323	14.7	41t	2
P. Brown	34	23	171	7.4	29	0
J. Akins	33	24	214	8.9	31	0
R. Burkhead	32	25	186	7.4	20	0
B. Jordan	28	20	178	8.9	27	3
C. Moore	22	21	227	10.8	67t	2
P. Dorsett	12	6	107	17.8	36	0
A. Miller	11	5	23	4.6	10	1
R. Freeman	10	7	62	8.9	12	0
M. Ingram II	9	7	24	3.4	10	0
A. Auclair	5	5	47	9.4	15	1
P. Lindsay	4	3	37	12.3	22t	1
J. Samuels	4	3	14	4.7	6	0
D. Davis	3	1	17	17.0	17	0
S. Phillips	3	2	9	4.5	8	0
A. Roberts	2	1	35	35.0	35	0
TEXANS	523	354	3,630	10.3	67t	21
OPONENTS	532	363	4,342	12.0	68	27

INTERCEPTIONS	NO.	YDS	AVG	LONG	TD
L. Johnson Jr.	3	47	15.7	32	0
D. King II	3	25	8.3	25	0
T. Thomas	2	48	24.0	48t	1
J. Reid	2	45	22.5	24	0
K. Grugier-Hill	1	82	82.0	82	0
T. Mitchell	1	22	22.0	22	0
V. Hargreaves III	1	18	18.0	18	0
J. Owens	1	7	7.0	7	0
C. Kirksey	1	1	1.0	1	0
E. Murray	1	0	0.0	0	0
M. Collins	1	0	0.0	0	0
TEXANS	17	295	17.4	82	1
OPONENTS	15	116	7.7	32	0

FUMBLES	FUM	LST	FF	REC	TD
J. Akins	2	2	0	0	0
C. Conley	1	1	0	0	0
P. Brown	1	1	0	0	0
A. Roberts	2	1	0	1	0
D. Johnson	1	1	0	0	0
D. Mills	5	1	0	4	0
R. Burkhead	1	0	0	0	0
M. Cannon	0	0	0	1	0
J. Veasy	0	0	0	1	0
D. Amendola	1	0	0	0	0
J. Britt	1	0	0	0	0
T. Taylor	3	0	0	2	0
TEXANS	18	7	0	9	0
OPONENTS	25	8	0	5	0

PUNTING	NO.	YDS	AVG	NET	TB	IN	LG	B
C. Johnston	88	4,108	46.7	41.7	4	37	69	0
TEXANS	88	4,108	46.7	41.7	4	37	69	0
OPONENTS	57	2,513	44.1	40.4	1	18	58	0

PUNT RETURNS	RET	FC	YDS	AVG	LONG	TD
D. King II	17	7	154	9.1	20	0
A. Roberts	8	2	33	4.1	11	0
T. Smith	1	1	1	1.0	1	0
D. Amendola	0	1	0	0.0	0	0
TEXANS	26	11	188	7.2	20	0
OPONENTS	45	22	355	7.9	48	0

KICKOFF RETURNS	NO.	YDS	AVG	LONG	TD

2021 DEFENSIVE STATISTICS



2021 REGULAR SEASON HOUSTON TEXANS DEFENSIVE STATS (THROUGH WEEK 18)

POS.	PLAYER	TKL.	AST.	TOTAL	TFL	SACKS/YDS.	QBH	FR	FF	INT./YDS.	PD
SLB	K. Grugier-Hill	70	36	106	13	3.0/20.0	5	0	2	1/82	3
MLB	C. Kirksey	55	38	93	6	0.0/0.0	2	2	0	1/1	8
CB/PR	D. King II	62	24	86	1	0.0/0.0	0	0	1	3/25	6
CB	T. Thomas	46	32	78	1	0.0/0.0	1	0	1	2/48	4
S	E. Murray	47	26	73	0	0.0/0.0	0	0	0	1/0	4
SLB	Z. Cunningham	32	35	67	4	0.0/0.0	1	0	1	0/0	3
S	J. Reid	39	25	64	2	0.0/0.0	0	0	1	2/45	4
CB	T. Mitchell	45	14	59	1	0.0/0.0	0	0	3	1/22	10
CB	L. Johnson Jr.	34	17	51	1	0.0/0.0	0	0	0	3/47	6
MLB	N. Hewitt	32	19	51	1	0.0/0.0	1	0	0	0/0	0
DE	J. Greenard	23	10	33	9	8.0/50.0	12	0	2	0/0	4
DT	D. Walker	21	10	31	4	2.0/17.0	7	0	1	0/0	1
DT	R. Lopez	19	12	31	4	1.0/2.0	2	1	0	0/0	0
DT	M. Collins	18	11	29	9	2.5/22.0	7	1	0	1/0	1
CB	V. Hargreaves III	20	7	27	0	0.0/0.0	0	0	0	1/18	3
DT	J. Johnson	11	12	23	2	0.0/0.0	1	1	0	0/0	0
DE	J. Martin	11	12	23	5	4.0/25.0	6	0	2	0/0	3
DT	R. Blacklock	14	8	22	2	2.0/11.0	6	0	1	0/0	2
WLB	G. Wallow	13	7	20	2	1.0/1.0	1	0	0	0/0	0
DE	J. Jenkins	9	11	20	4	2.5/24.0	5	0	0	0/0	0
S	T. Brooks	11	5	16	0	0.0/0.0	0	0	0	0/0	1
S	J. Owens	8	8	16	0	0.0/0.0	0	1	0	1/7	1
KR/PR/C	T. Smith	8	5	13	0	0.0/0.0	0	0	0	0/0	0
B											
DE	W. Mercilus	6	6	12	4	3.0/25.0	3	0	0	0/0	0
DE	C. Omenihu	8	3	11	1	0.0/0.0	3	0	0	0/0	0
MLB	J. Thomas	8	2	10	0	0.0/0.0	0	0	0	0/0	0
DE	D. Rivers	7	2	9	2	1.0/11.0	1	0	0	0/0	0
	C. Smith	4	4	8	1	1.5/13.0	3	0	0	0/0	0
	M. Dwumfour	3	2	5	2	0.5/4.0	3	0	0	0/0	0
SLB	K. Pierre-Louis	1	1	2	0	0.0/0.0	0	0	0	0/0	0
DT	V. Taylor	1	1	2	0	0.0/0.0	0	0	0	0/0	0
S	A. Moore Jr.	0	2	2	0	0.0/0.0	0	0	0	0/0	0
	C. Strachan	0	2	2	0	0.0/0.0	0	0	0	0/0	0
MLB	H. Nickerson	1	0	1	0	0.0/0.0	0	0	0	0/0	0
MLB	E. Wilson	1	0	1	0	0.0/0.0	0	0	0	0/0	0
DT	X. Williams	0	1	1	0	0.0/0.0	0	0	0	0/0	0
TEXANS TOTALS		688	410	1,098	81	32.0/225.0	70	6	15	17/295	64
OPP. TOTALS		638	376	1,014	87	43.0/316.0	95	6	9	15/116	61

Assist, TFL=Tackle for a Loss, QBH=Quarterback Hits, Int.=Interception, FR=Fumble Recovery, FF=Forced Fumble, PD=Pass Defense

2021 TEXANS SPECIAL TEAMS				DEFENSIVE STATS BY RANK										
PLAYER	TKL.	AST.	COMB.	SACKS		INTERCEPTIONS		TACKLES FOR LOSS		PASSES DEFENSED		QUARTERBACK HITS		
				PLAYER	NO.	PLAYER	NO.	PLAYER	NO.	PLAYER	NO.	PLAYER	NO.	
Hewitt, Neville	5	4	9	J. Greenard	8.0	L. Johnson Jr.	3	K. Grugier-Hill	13	T. Mitchell	10	J. Greenard	12	
Smith, Tremon	8	0	8	J. Martin	4.0	D. King II	3	M. Collins	9	C. Kirksey	8	M. Collins	7	
Pierre-Louis, Kevin	7	1	8	K. Grugier-Hill	3.0	J. Reid	2	J. Greenard	9	L. Johnson Jr.	6	D. Walker	7	
Thomas, Tavierre	5	3	8	W. Mercilus	3.0	T. Thomas	2	C. Kirksey	6	D. King II	6	R. Blacklock	6	
Moore Jr., A.J.	7	0	7	M. Collins	2.5	M. Collins	1	J. Martin	5	J. Greenard	4	J. Martin	6	
King II, Desmond	6	1	7	J. Jenkins	2.5	K. Grugier-Hill	1	Z. Cunningham	4	E. Murray	4	K. Grugier-Hill	5	
Brooks, Terrence	4	1	5	R. Blacklock	2.0	V. Hargreaves III	1	J. Jenkins	4	J. Reid	4	J. Jenkins	5	
Moore, Chris	2	3	5	D. Walker	2.0	C. Kirksey	1	R. Lopez	4	T. Thomas	4	M. Dwumfour	3	
Johnson Jr., Lonnie	4	0	4	C. Smith	1.5	T. Mitchell	1	W. Mercilus	4	Z. Cunningham	3	W. Mercilus	3	
Wallow, Garret	2	1	3	R. Lopez	1.0	E. Murray	1	D. Walker	4	K. Grugier-Hill	3	C. Omenihu	3	
Murray, Eric	1	2	3	D. Rivers	1.0	J. Owens	1	R. Blacklock	2	V. Hargreaves III	3	C. Smith	3	
Freeman, Royce	2	0	2	G. Wallow	1.0			M. Dwumfour	2	J. Martin	3	C. Kirksey	2	
Owens, Jonathan	2	0	2	M. Dwumfour	0.5			J. Johnson	2	R. Blacklock	2	R. Lopez	2	
Reid, Justin	2	0	2					J. Reid	2	T. Brooks	1	Z. Cunningham	1	
Grugier-Hill, Kamu	1	1	2					D. Rivers	2	M. Collins	1	N. Hewitt	1	
Thomas, Joe	1	1	2					G. Wallow	2	J. Owens	1	J. Johnson	1	
Weeks, Jon	1	1	2					N. Hewitt	1	D. Walker	1	D. Rivers	1	
Wilson, Eric	1	1	2					L. Johnson Jr.	1			T. Thomas	1	
Moreland, Jimmy	0	2	2					D. King II	1			G. Wallow	1	
Auclair, Antony	1	0	1					T. Mitchell	1					
Brown, Pharaoh	1	0	1					C. Omenihu	1					
Burkhead, Rex	1	0	1					C. Smith	1					
Nickerson, Hardy	1	0	1					T. Thomas	1					
Arnold, Grayland	0	1	1											
Mitchell, Terrance	0	1	1											
Slye, Joey	0	1	1											
Strachan, Connor	0	1	1											
TOTALS	65	26	91											

2021 STATISTICAL LEADERS



2021 REGULAR SEASON - OFFENSIVE

PASSING		RECEIVING		POINTS	
PLAYER	YARDS	PLAYER	YARDS	PLAYER	POINTS
Davis Mills	2,664	Brandin Cooks	1,037	Davis Mills	100
Tyrod Taylor	966	Nico Collins	446	Ka'imi Fairbairn	58
RUSHING		Chris Conley	323	Tyrod Taylor	48
PLAYER	YARDS	Chris Conley	248	Joey Slye	19
Rex Burkhead	427	Danny Amendola	227	Rex Burkhead	18
Mark Ingram II	294	Chris Moore	225	Dominik Eberle	11
David Johnson	228	David Johnson	214	Tavierre Thomas	6
Tyrod Taylor	151	Jordan Akins	214	Phillip Lindsay	6
Phillip Lindsay	130	Rex Burkhead	186	Mark Ingram II	6
Royce Freeman	92	Brevin Jordan	178	Danny Amendola	2
Davis Mills	44	Pharaoh Brown	171		
Brandin Cooks	21	Phillip Dorsett	107		
Scottie Phillips	13	Royce Freeman	62		
Jaylen Samuels	9	Antony Auclair	47		
Tremon Smith	7	Phillip Lindsay	37		
Jordan Akins	3				

2021 REGULAR SEASON - DEFENSIVE

SACKS			FUMBLES			INTERCEPTIONS			PASSES DEFENSED		
PLAYER	SACKS	YARDS	PLAYER	FF	FR	PLAYER	INT	YARDS	LONG	PLAYER	PD
Jonathan Greenard	8.0	50.0	Christian Kirksey	2	0	Lonnie Johnson Jr.	3	47	32	Terrance Mitchell	10
Jacob Martin	4.0	25.0	Maliek Collins	1	0	Desmond King II	3	25	25	Christian Kirksey	8
Whitney Mercilus	3.0	25.0	Jaleel Johnson	1	0	Tavierre Thomas	2	48	48T	Desmond King II	6
Kamu Grugier-Hill	3.0	20.0	Jordan Jenkins	9	11	Justin Reid	2	45	24	Lonnie Johnson Jr.	6
Jordan Jenkins	2.5	24.0	Garret Wallow	13	7	Kamu Grugier-Hill	1	82	82	Eric Murray	4
Maliek Collins	2.5	22.0	QUARTERBACK HITS			Terrance Mitchell	1	22	22	Jonathan Greenard	4
Ross Blacklock	2.0	11.0	PLAYER	QBH	Jacob Martin	0	2	2	Zach Cunningham	3	
DeMarcus Walker	2.0	17.0	Jonathan Greenard	12	Jonathan Greenard	0	2	2	Ross Blacklock	3	
Chris Smith	1.5	13.0	DeMarcus Walker	7	Kamu Grugier-Hill	0	2	2	DeMarcus Walker	3	
Roy Lopez	1.0	2.0	Maliek Collins	7	Desmond King II	0	1	1	Jonathan Owens	3	
Garret Wallow	1.0	1.0	Jacob Martin	6	Ross Blacklock	0	1	1	Maliek Collins	3	
Derek Rivers	1.0	11.0	Jordan Jenkins	6	Tavierre Thomas	0	1	1	Terrence Brooks	3	
Michael Dwumfour	0.5	4.0	Ross Blacklock	6	Justin Reid	0	1	1		3	
TACKLES FOR LOSS			Jonathan Owens	7	DeMarcus Walker	0	1	1		3	
PLAYER	SOLO	ASST	TK	PLAYER	TFL	Zach Cunningham	0	1		3	
Kamu Grugier-Hill	70	36	106	Christian Kirksey	6	Jonathan Owens	1	7		3	
Christian Kirksey	55	38	93	Jacob Martin	5	Kamu Grugier-Hill	1	1		3	
Desmond King II	62	24	86	Jordan Jenkins	4	Desmond King II	0	1		3	
Tavierre Thomas	46	32	78	Roy Lopez	4	Jonathan Owens	1	1		3	
Eric Murray	47	26	73	DeMarcus Walker	4	Maliek Collins	1	1		3	
Zach Cunningham	32	35	67	Whitney Mercilus	4	Terrence Brooks	1	1		3	
Justin Reid	39	25	64	Zach Cunningham	4					3	
Terrance Mitchell	45	14	59	Derek Rivers	2					3	
Neville Hewitt	32	19	51	Michael Dwumfour	2					3	
Lonnie Johnson Jr.	34	17	51	Charles Omenihu	2					3	
Jonathan Greenard	23	10	33	Whitney Mercilus	2					3	
Roy Lopez	19	12	31	Roy Lopez	2					3	
DeMarcus Walker	21	10	31	Christian Kirksey	2					3	
				Derek Rivers	2					3	
				Jaleel Johnson	2					3	
				Neville Hewitt	2					3	
				Zach Cunningham	2					3	

2021 STATISTICAL LEADERS



2021 REGULAR SEASON - SPECIAL TEAMS

SPECIAL TEAMS TACKLES

PLAYER	TK
Tremon Smith	8
Kevin Pierre-Louis	7
A.J. Moore Jr.	7
Desmond King II	6
Neville Hewitt	5
Tavierre Thomas	5
Lonnie Johnson Jr.	4
Terrence Brooks	4
Chris Moore	2
Royce Freeman	2
Jonathan Owens	2
Justin Reid	2
Garret Wallow	2

Jon Weeks	1
Kamu Grugier-Hill	1
Joe Thomas	1
Eric Wilson	1
Eric Murray	1
Hardy Nickerson	1
Rex Burkhead	1

KICKOFF RETURNS

PLAYER	YARDS (AVG)
Tremon Smith	537 (25.6)
Andre Roberts	386 (21.4)
Tavierre Thomas	30 (0)
Desmond King II	27 (27.0)
Danny Amendola	15 (15.0)

Antony Auclair	11 (11.0)
----------------	-----------

PUNT RETURNS

PLAYER	YARDS (AVG)
Desmond King II	154 (9.1)
Andre Roberts	33 (4.1)
Tremon Smith	1 (1.0)

FIELD GOALS

PLAYER	MADE/ATT
Ka'imi Fairbairn	15/19 (78.9%)
Joey Slye	4/5 (80.0%)
Dominik Eberle	2/3 (66.7%)

PUNTS

PLAYER	YARDS (AVG/NET AVG)
Cameron Johnston	4,108 (46.7/41.7)

2021 PLAYER PARTICIPATION



2021 REGULAR SEASON HOUSTON TEXANS PLAYER PARTICIPATION

PLAYERS	JAX	@ CLE	CAR	@ BUF	NE	@ IND	@ ARI	LAR	@ MIA	@ TEN	NYJ	IND	SEA	@ JAX	LAC	@ SF	TEN	GP	GS	DNP	IN
	9/12	9/19	9/23	10/3	10/10	10/17	10/24	10/31	11/7	11/21	11/28	12/5	12/12	12/19	12/26	1/2	1/9	GP	GS	DNP	IN
Jordan Akins	GP	TE	GP	GP	GP	GP	GP	TE	TE	IA	IA	IA	GP	GP	GP	IA	IA	13	3	0	4
Danny Amendola	GP	GP	IA	IA	IA	IA	GP	GP	GP	GP	GP	IR	IR	IR	IA	R/C19	GP	8	0	0	5
Darius Anderson	NOT	NOT	NOT	NOT	NOT	NOT	NOT	NOT	NOT	NOT	NOT	NOT	NOT	PS	PS	PS	PS	0	0	0	0
Grayland Arnold	^	PS	PS	PS	PS	PS	PS	PS	PS	PS	PS	PS	GP	GP	GP	GP	IR	4	0	0	0
Antony Auclair	TE	GP	TE	TE	TE	TE	GP	TE	TE	GP	TE	TE	TE	TE	TE	R/C19	TE	16	13	0	0
Ross Blacklock	GP	GP	GP	R/C19	R/C19	R/C19	GP	GP	GP	GP	GP	GP	GP	GP	DT	DT	GP	14	2	0	0
Justin Britt	C	C	C	C	C	IA	C	IR	IR	IR	IRD	C	C	C	R/C19	OL	C	11	11	0	1
Terrence Brooks	GP	GP	GP	GP	GP	S	IR	IR	IR	GP	S	IA	IA	R/C19	GP	GP	S	11	3	0	2
Pharaoh Brown	TE	TE	TE	GP	TE	TE	TE	IA	IA	TE	GP	GP	TE	TE	TE	TE	TE	15	12	0	2
Rex Burkhead	GP	GP	GP	GP	IA	GP	GP	GP	GP	GP	GP	RB	RB	GP	RB	RB	RB	16	5	0	1
Jalen Camp	PS	PS	PS	PS	PS	PS	PS	PS	PS	PS	PS	PS	PS	PS	GP	WR	GP	3	1	0	0
Marcus Cannon	RT	RT	RT	RT	IR	IR	IR	IR	IR	IR	IR	IR	IR	IR	IR	IR	IR	4	4	0	0
Ron'Dell Carter	^	^	^	^	^	^	^	^	^	^	^	^	^	^	GP	R/C19	IA	1	0	0	1
Geron Christian Sr.	GP	GP	DNP	DNP	GP	LT	LT	LT	LT	LT	GP	DNP	GP	LT	LT	LT	GP	14	8	3	0
Maliek Collins	DT	DL	DT	DT	DT	DT	DT	DT	DT	DT	DT	DT	DT	DT	R/C19	IA	DT	15	15	0	1
Nico Collins	GP	WR	IR	IR	IR	WR	GP	GP	GP	GP	WR	WR	WR	WR	WR	WR	WR	14	8	0	0
Chris Conley	WR	GP	WR	WR	WR	GP	WR	GP	WR	WR	WR	GP	GP	GP	WR	WR	IA	16	10	0	1
Brandin Cooks	WR	WR	WR	WR	WR	WR	WR	WR	WR	WR	WR	WR	WR	WR	R/C19	WR	WR	16	16	0	0
Sam Cooper	^	^	^	^	^	^	^	^	^	^	^	^	^	^	PS	PS	0	0	0	0	
Zach Cunningham	WLB	GP	WLB	R/C19	WLB	GP	WLB	GP	SLB	SLB	SLB	IA	NOT	NOT	NOT	NOT		11	8	0	1
Davion Davis	^	^	^	^	DNP	IA	IA	IA	IA	IA	IA	WR	GP	IR	IR	IR	IR	2	1	1	6
Tae Davis	IR	IR	IR	IR	IR	IR	IR	IR	IR	IR	IR	IR	IR	IR	IR	R/C19	IR	0	0	0	0
Phillip Dorsett	^	^	^	^	^	^	^	^	^	^	^	PS	GP	GP	GP	IR	IR	3	0	0	0
Jeff Driskel	PS	PS	DNP	DNP	DNP	DNP	DNP	DNP	IA	IA	IA	IA	DNP	GP	IR	IR	R/C19	1	0	7	4
Michael Dwumfour	^	^	^	^	^	PS	PS	PS	PS	PS	PS	PS	PS	PS	DL	GP	GP	3	1	0	0
Jake Eldrenkamp	^	^	^	^	PS	PS	PS	PS	PS	PS	PS	PS	PS	PS	DNP	PS	PS	0	0	1	0
Ka'imi Fairbairn	IR	IR	IR	GP	GP	GP	GP	GP	GP	GP	GP	GP	GP	GP	R/C19	GP	GP	13	0	0	0
Royce Freeman	^	^	^	^	^	^	^	^	^	IA	GP	GP	GP	GP	GP	RB	GP	7	1	0	1
Jonathan Greenard	IA	IA	DE	DE	DE	DE	DE	DE	DE	IA	DE	DE	DE	^	R/C19	DE	DE	12	12	0	3
Carson Green	PS	PS	PS	PS	PS	PS	PS	PS	PS	PS	PS	PS	PS	PS	IA	PS	PS	0	0	0	1
T.J. Green	^	^	^	^	^	^	^	^	PS	PS	PS	PS	PS	GP	PS	PS	PS	1	0	0	0
Kamu Grugier-Hill	MLB	MLB	IA	SLB	SLB	SLB	SLB	SLB	WLB	WLB	WLB	WLB	SLB	R/C19	R/C19	WLB	SLB	14	14	0	1
Demone Harris	^	^	^	^	^	^	^	^	^	PS	PS	PS	PS	PS	DL	PS	PS	1	1	0	0
Damon Hazelton	NOT	NOT	NOT	NOT	PS	PS	PS	PS	PS	PS	PS	PS	PS	PS	PS	PS	PS	0	0	0	0
Charlie Heck	R/C19	GP	GP	DNP	RT	RT	RT	RT	RT	RT	RT	RT	RT	RT	RT	RT	RT	15	13	1	0
Neville Hewitt	GP	GP	GP	GP	GP	GP	GP	GP	MLB	MLB	GP	GP	GP	MLB	MLB	SLB	GP	17	5	0	0
Tytus Howard	LG	LG	LG	LG	LG	LG	LG	LG	LG	LG	LT	LT	LT	LG	R/C19	R/C19	LT	15	15	0	0
Jordan Jenkins	GP	GP	IA	IA	GP	GP	GP	GP	GP	GP	IR	IR	IR	GP	R/C19	GP	GP	11	0	0	2
David Johnson	GP	GP	GP	GP	GP	GP	GP	RB	GP	RB	RB	IA	^	RB	IA	R/C19	GP	13	4	0	2
Jaleel Johnson	NOT	GP	GP	GP	GP	GP	IA	IA	GP	GP	GP	GP	GP	GP	R/C19	GP	IA	12	0	0	3
Lonnie Johnson Jr.	IA	GP	S	S	S	GP	S	S	GP	GP	GP	GP	GP	CB	R/C19	R/C19	CB	14	7	0	1
Cameron Johnston	GP	GP	GP	GP	GP	GP	GP	GP	GP	GP	GP	GP	GP	GP	GP	GP	GP	17	0	0	0
Brevin Jordan	IA	IA	IA	IA	IA	IA	IA	TE	GP	TE	GP	GP	GP	DNP	GP	GP	GP	9	2	1	7
Desmond King II	GP	GP	GP	CB	CB	GP	CB	IA	CB	CB	CB	CB	CB	CB	CB	CB	CB	16	12	0	1
Christian Kirksey	MLB	MLB	MLB	MLB	MLB	MLB	MLB	MLB	IR	IR	IR	MLB	MLB	R/C19	GP	MLB	MLB	13	12	0	0
Cre'von LeBlanc	PS	PS	PS	PS	PS	PS	PS	IA	IA	IA	IA	NOT	NOT	PS/C19	PS/C19	IA	PS	0	0	0	5
Roy Lopez	GP	DT	DT	DT	DT	DT	DT	DT	DT	DT	DT	DT	DT	DT	R/C19	DT	DT	16	15	0	0
Jacob Martin	GP	GP	DE	DE	DE	DE	DE	DE	DE	DE	DE	DE	DE	DE	GP	DE	DE	17	14	0	0
Justin McCray	GP	GP	GP	GP	GP	C	GP	C	RG	RG	RG	IA	RG	R/C19	GP	RG	RG	15	8	0	1
Davis Mills	DNP	GP	QB	QB	QB	QB	QB	QB	DNP	DNP	DNP	GP	QB	QB	QB	QB	QB	13	11	4	0
Terrance Mitchell	CB	CB	IA	CB	CB	CB	CB	CB	CB	CB	CB	CB	CB	R/C19	IA	DB	GP	14	13	0	2
A.J. Moore Jr.	IR	IR	IR	GP	GP	GP	GP	GP	GP	GP	GP	GP	GP	R/C19	R/C19	GP	GP	12	0	0	0
Chris Moore	PS	PS	GP	PS	GP	GP	WR	GP	GP	GP	GP	GP	IA	GP	GP	R/C19	GP	12	1	0	1
Jimmy Moreland	IA	IA	GP	IA	IA	IA	IA	IA	GP	GP	GP	GP	IA	IA	GP	IA	GP	7	0	0	10
Jimmy Morrissey	^	^	^	^	^	^	IA	DNP	C	C	C	DNP	DNP	GP	C	C	DNP	6	5	4	1
Eric Murray	S	S	S	GP	GP	GP	GP	GP	S	S	S	S	S	S	R/C19	S	S	16	11	0	0
Hardy Nickerson	NOT	NOT	PS	GP	PS	PS	PS	GP	IA	IR	IR	IR	IR	IR	IR	IR	IR	2	0	0	1
Jonathan Owens	PS	PS	PS	PS	PS	PS	PS	PS	GP	PS	GP	GP	GP	S	S	GP	IR	7	2	0	0
Scottie Phillips	IA	IA	GP	IA	IA	IA	IA	GP	GP	IR	IR	IR	IR	IR	IR	IR	IR	3	0	0	6
Kevin Pierre-Louis	IA	IR	IR	IR	IRD	IRD	GP	GP	GP	GP	GP	WLB	IA	GP	GP	R/C19	GP	9	1	0	2
Paul Quessenberry	PS	PS	PS	PS	PS	PS	PS	PS	PS	PS	PS	PS	PS	IA	GP	PS/C19	PS	1	0	0	1
Justin Reid	S	S	IA	S	S	S	S	S	S	S	IA	S	S	IA	S	S	R/C19	13	13	0	3
Derek Rivers	PS	PS	PS	PS	PS	PS	PS	PS	PS	PS	GP	GP	GP	DE	R/C19	IA	IA	5	1	0	2
Jaylen Samuels	^	^	^	^	^	^	^	PS	PS	PS	PS	GP	PS/C19	PS/C19	GP	GP	PS	3	0	0	0
Max Scharping	RG	RG	RG	RG	RG	RG	RG	RG	GP	GP	GP	RG	GP	RG	RG	GP	GP	17	11	0	0
Chris Smith	^	^	^	^	^	^	^	^	PS	PS	PS	GP	GP	GP	GP	IA	IA	4	0	0	2
Tremon Smith	GP	GP	CB	GP	GP	GP	GP	GP	GP	GP	GP	GP	GP	GP	CB	GP	GP	17	2	0	0
Jordan Steckler	NOT	NOT	NOT	NOT	PS	PS	PS	PS	PS	PS	PS	PS	PS	DNP	GP	GP	PS	2	0	1	0
Connor Strachan	^	^	^	^	^	^	^	^	PS	NOT	PS	PS	PS	GP	PS	GP	GP	3	0	0	0
Lane Taylor	PS	PS	PS	PS	PS	GP	PS	GP	PS	PS	LG	LG	LG	R/C19	R/C19	LG	LG	7	5	0	0
Tyrod Taylor	QB	QB	IR	IR	IR	IR	IR	IRD	QB	QB	QB	QB	DNP	DNP	DNP	DNP	DNP	6	6	5	0
Vincent Taylor	DT	IR	IR	IR	IR	IR	IR	IR	IR	IR	IR	IR	IR	IR	IR	IR	IR	1	1	0	0
Tavierre Thomas	GP	GP	GP	CB	GP	CB	GP	CB	GP	GP	CB	GP	CB	CB	CB	CB	CB	17	8	0	0
Cole Toner	NOT	NOT	NOT	NOT	NOT	DNP	DNP	DNP	DNP	DNP	DNP	DNP	IA	DNP	LG	IR	IR	1	1	8	1
Laremy Tunstall	LT	LT	LT	LT	LT	IR	IR	IR	IR	IR	IR	IR	IR	IR	IR	IR	IR	5	5	0	0
Jordan Veasy	PS	PS	PS	PS	PS	PS	PS	PS	PS	PS	PS	PS	PS	GP	PS	GP	PS	2	0	0	0
DeMarcus Walker	GP	IA	GP	GP	GP	GP	GP	GP	GP	DE	GP	IR	IR	R/C19	DL	GP	GP	13	2	0	1
Garret Wallow	GP	GP	GP	GP	GP	GP	GP	GP	GP	GP	GP	GP	GP	SLB	WLB	GP	GP	17	2	0	0
Deshawn Watson	IA	IA	IA	IA	IA	IA	IA	IA	IA	IA	IA	IA	IA	IA	IA	IA	IA	0	0	0	17
Josh Watson	^	^	^	^	^	^	^	^	^	^	^	^	^	^	GP	GP	PS	2	0	0	0
Jon Weeks	GP	GP	GP	GP	GP	GP	GP	GP	GP	GP	GP	GP	GP	GP	GP	GP	GP	17	0	0	0
Eric Wilson	^	^	^	^	^	^	^	^	^	GP	GP	GP	GP	GP	R/C19	GP	GP	7	0	0	0

PARTICIPATION KEY:
 CAPS=Starter, GP=Games Played, IA=Inactive, DNP=Did Not Play, NOT=Not on Roster, PS=Practice Squad, R/C19=Reserve/COVID-19, IR=Reserve/Injured, PS/C19=Practice Squad/COVID-19, IRD=Injured Reserve - Designated For Return, ^=With Other Team

2021 PLAYER PARTICIPATION



2021 HOUSTON TEXANS PLAYER PARTICIPATION SUMMARY (AS OF JANUARY 9, 2022)

PLAYER	GP	GS	IA	DNP	PLAYER	GP	GS	IA	DNP
Akins, Jordan	13	3	4	0	King II, Desmond	16	12	1	0
Amendola, Danny	8	0	5	0	Kirksey, Christian	13	12	0	0
Anderson, Darius	0	0	0	0	LeBlanc, Cre'von	0	0	5	0
Arnold, Grayland	4	0	0	0	Lindsay, Phillip	10	1	0	0
Auclair, Antony	16	13	0	0	Lopez, Roy	16	15	0	0
Blacklock, Ross	14	2	0	0	Martin, Jacob	17	14	0	0
Britt, Justin	11	11	1	0	McCullum, Ryan	0	0	0	0
Brooks, Terrence	11	3	2	0	McCray, Justin	15	8	1	0
Brown, Pharaoh	15	12	2	0	Mercilus, Whitney	6	2	0	0
Burkhead, Rex	16	5	1	0	Miller, Anthony	2	0	2	0
Camp, Jalen	3	1	0	0	Mills, Davis	13	11	0	4
Cannon, Marcus	4	4	0	0	Mitchell, Terrance	14	13	2	0
Carter, Ron'Dell	1	0	1	0	Moore Jr., A.J.	12	0	0	0
Carter, Shyheim	0	0	0	0	Moore, Chris	12	1	1	0
Christian Sr., Geron	14	8	0	3	Moreland, Jimmy	7	0	10	0
Collins, Maliek	15	15	1	0	Morrissey, Jimmy	6	5	1	4
Collins, Nico	14	8	0	0	Murray, Eric	16	11	0	0
Conley, Chris	16	10	1	0	Nickerson, Hardy	2	0	1	0
Cooks, Brandin	16	16	0	0	Omenihu, Charles	7	2	2	0
Cooper, Sam	0	0	0	0	Owens, Jonathan	7	2	0	0
Cunningham, Zach	11	8	1	0	Phillips, Antonio	0	0	0	0
Davis, Davion	2	1	6	1	Phillips, Scottie	3	0	6	0
Davis, Tae	0	0	0	0	Pierre-Louis, Kevin	9	1	2	0
Dorsett, Phillip	3	0	0	0	Quessenberry, Paul	1	0	1	0
Driskel, Jeff	1	0	4	7	Reid, Justin	13	13	3	0
Dwumfour, Michael	3	1	0	0	Rivers, Derek	5	1	2	0
Eberle, Dominik	1	0	0	0	Roberts, Andre	6	0	0	0
Eldrenkamp, Jake	0	0	0	1	Samuels, Jaylen	3	0	0	0
Fairbairn, Ka'imi	13	0	0	0	Scharping, Max	17	11	0	0
Freeman, Royce	7	1	1	0	Slye, Joey	3	0	0	0
Froholdt, Hjalte	0	0	0	0	Smith, Chris	4	0	2	0
Green, Carson	0	0	1	0	Smith, Tremon	17	2	0	0
Green, T.J.	1	0	0	0	Steckler, Jordan	2	0	0	1
Greenard, Jonathan	12	12	3	0	Strachan, Connor	3	0	0	0
Grugier-Hill, Kamu	14	14	1	0	Taylor, Lane	7	5	0	0
Hargreaves III, Vernon	8	5	0	0	Taylor, Tyrod	6	6	0	5
Harris, Demone	1	1	0	0	Taylor, Vincent	1	1	0	0
Hazelton, Damon	0	0	0	0	Thomas, Joe	5	2	0	0
Heck, Charlie	15	13	0	1	Thomas, Tavierre	17	8	0	0
Hewitt, Neville	17	5	0	0	Toner, Cole	1	1	1	8
Howard, Tytus	15	15	0	0	Townsend, Johnny	0	0	0	0
Ingram II, Mark	7	7	0	0	Tunsil, Laremy	5	5	0	0
Jackson, Darius	0	0	0	0	Veasy, Jordan	2	0	0	0
Jenkins, Jordan	11	0	2	0	Walker, DeMarcus	13	2	1	0
Johnson Jr., Lonnie	14	7	1	0	Wallow, Garret	17	2	0	0
Johnson, David	13	4	2	0	Watson, Deshaun	0	0	17	0
Johnson, Jaleel	12	0	3	0	Watson, Josh	2	0	0	0
Johnston, Cameron	17	0	0	0	Weeks, Jon	17	0	0	0
Jordan, Brevin	9	2	7	1	Williams, Xavier	1	0	0	0

GP=Games Played, GS=Games Started, IA=Inactive, DNP=Did Not Play

2021 TEXANS STARTERS



2021 REGULAR SEASON

OFFENSE

DATE	OPPONENT	QB	RB	WR	WR	WR	TE	TE	TE	LT	LG	C	RG	RT
9/12	JAX	T. Taylor	M. Ingram II	B. Cooks	C. Conley	--	P. Brown	A. Auclair	--	L. Tunsil	T. Howard	J. Britt	M. Scharping	M. Cannon
9/19	at CLE	T. Taylor	M. Ingram II	B. Cooks	<u>N. Collins</u>	--	P. Brown	J. Akins	--	L. Tunsil	T. Howard	J. Britt	M. Scharping	M. Cannon
9/23	CAR	<u>D. Mills</u>	M. Ingram II	B. Cooks	C. Conley	--	P. Brown	A. Auclair	--	L. Tunsil	T. Howard	J. Britt	M. Scharping	M. Cannon
10/3	at BUF	<u>D. Mills</u>	M. Ingram II	B. Cooks	C. Conley	A. Miller	A. Auclair	--	--	L. Tunsil	T. Howard	J. Britt	M. Scharping	M. Cannon
10/10	NE	<u>D. Mills</u>	M. Ingram II	B. Cooks	C. Conley	--	P. Brown	A. Auclair	--	L. Tunsil	T. Howard	J. Britt	M. Scharping	C. Heck
10/17	at IND	<u>D. Mills</u>	M. Ingram II	B. Cooks	<u>N. Collins</u>	--	P. Brown	A. Auclair	--	G. Christian Sr.	T. Howard	J. McCray	M. Scharping	C. Heck
10/24	at ARI	<u>D. Mills</u>	M. Ingram II	B. Cooks	C. Conley	C. Moore	P. Brown	--	--	G. Christian Sr.	T. Howard	J. Britt	M. Scharping	C. Heck
10/31	LAR	<u>D. Mills</u>	D. Johnson	B. Cooks	--	--	<u>B. Jordan</u>	A. Auclair	J. Akins	G. Christian Sr.	T. Howard	J. McCray	M. Scharping	C. Heck
11/7	at MIA	T. Taylor	P. Lindsay	B. Cooks	C. Conley	--	J. Akins	A. Auclair	--	G. Christian Sr.	T. Howard	<u>J. Morrissey</u>	J. McCray	C. Heck
11/21	at TEN	T. Taylor	D. Johnson	B. Cooks	C. Conley	--	P. Brown	<u>B. Jordan</u>	--	G. Christian Sr.	T. Howard	<u>J. Morrissey</u>	J. McCray	C. Heck
11/28	NYJ	T. Taylor	D. Johnson	B. Cooks	C. Conley	<u>N. Collins</u>	A. Auclair	--	--	T. Howard	L. Taylor	<u>J. Morrissey</u>	J. McCray	C. Heck
12/5	IND	T. Taylor	R. Burkhead	B. Cooks	<u>N. Collins</u>	D. Davis	A. Auclair	--	--	T. Howard	L. Taylor	J. Britt	M. Scharping	C. Heck
12/12	SEA	<u>D. Mills</u>	R. Burkhead	B. Cooks	<u>N. Collins</u>	--	P. Brown	A. Auclair	--	T. Howard	L. Taylor	J. Britt	J. McCray	C. Heck
12/19	at JAX	<u>D. Mills</u>	D. Johnson	B. Cooks	<u>N. Collins</u>	--	P. Brown	A. Auclair	--	G. Christian Sr.	T. Howard	J. Britt	M. Scharping	C. Heck
12/26	LAC	<u>D. Mills</u>	R. Burkhead	C. Conley	<u>N. Collins</u>	--	P. Brown	A. Auclair	--	G. Christian Sr.	C. Toner	<u>J. Morrissey</u>	M. Scharping	C. Heck
1/2	at SF	<u>D. Mills</u>	R. Burkhead / R. Freeman	B. Cooks	C. Conley	<u>J. Camp</u>	P. Brown	--	--	G. Christian Sr.	L. Taylor	J. Britt	J. McCray	C. Heck
1/9	TEN	<u>D. Mills</u>	R. Burkhead	B. Cooks	<u>N. Collins</u>	--	P. Brown	A. Auclair	--	T. Howard	L. Taylor	J. Britt	J. McCray	C. Heck

2021 REGULAR SEASON

DEFENSE

DATE	OPPONENT	DE	DT	DT	DE	SLB	MLB	WLB	CB	CB	CB	S	S
9/12	JAX	C. Omenihu	M. Collins	V. Taylor	W. Mercilus	K. Grugier-Hill	C. Kirksey	Z. Cunningham	V. Hargreaves III	T. Mitchell	--	J. Reid	E. Murray
9/19	at CLE	C. Omenihu	M. Collins	<u>R. Lopez</u>	W. Mercilus	K. Grugier-Hill	C. Kirksey	J. Thomas	V. Hargreaves III	T. Mitchell	--	J. Reid	E. Murray
9/23	CAR	J. Martin	M. Collins	<u>R. Lopez</u>	J. Greenard	J. Thomas	C. Kirksey	Z. Cunningham	V. Hargreaves III	T. Smith	--	L. Johnson Jr.	E. Murray
10/3	at BUF	J. Martin	M. Collins	<u>R. Lopez</u>	J. Greenard	--	C. Kirksey	K. Grugier-Hill	D. King II	T. Mitchell	T. Thomas	J. Reid	L. Johnson Jr.
10/10	NE	J. Martin	M. Collins	<u>R. Lopez</u>	J. Greenard	K. Grugier-Hill	C. Kirksey	Z. Cunningham	D. King II	T. Mitchell	--	J. Reid	L. Johnson Jr.
10/17	at IND	J. Martin	M. Collins	<u>R. Lopez</u>	J. Greenard	K. Grugier-Hill	C. Kirksey	--	V. Hargreaves III	T. Mitchell	T. Thomas	J. Reid	T. Brooks
10/24	at ARI	J. Martin	M. Collins	<u>R. Lopez</u>	J. Greenard	K. Grugier-Hill	C. Kirksey	Z. Cunningham	D. King II	T. Mitchell	--	J. Reid	L. Johnson Jr.
10/31	LAR	J. Martin	M. Collins	<u>R. Lopez</u>	J. Greenard	K. Grugier-Hill	C. Kirksey	--	V. Hargreaves III	T. Mitchell	T. Thomas	J. Reid	L. Johnson Jr.
11/7	at MIA	J. Martin	M. Collins	<u>R. Lopez</u>	J. Greenard	Z. Cunningham	N. Hewitt	K. Grugier-Hill	D. King II	T. Mitchell	--	J. Reid	E. Murray
11/21	at TEN	J. Martin	M. Collins	<u>R. Lopez</u>	D. Walker	Z. Cunningham	N. Hewitt	K. Grugier-Hill	D. King II	T. Mitchell	--	J. Reid	E. Murray
11/28	NYJ	J. Martin	M. Collins	<u>R. Lopez</u>	J. Greenard	Z. Cunningham	--	K. Grugier-Hill	D. King II	T. Mitchell	T. Thomas	T. Brooks	E. Murray
12/5	IND	J. Martin	M. Collins	<u>R. Lopez</u>	J. Greenard	K. Pierre-Louis	C. Kirksey	K. Grugier-Hill	D. King II	T. Mitchell	--	J. Reid	E. Murray
12/12	SEA	J. Martin	M. Collins	<u>R. Lopez</u>	J. Greenard	K. Grugier-Hill	C. Kirksey	--	D. King II	T. Mitchell	T. Thomas	J. Reid	E. Murray
12/19	at JAX	J. Martin	M. Collins	<u>R. Lopez</u>	D. Rivers	<u>G. Wallow</u>	N. Hewitt	--	D. King II	L. Johnson Jr.	T. Thomas	J. Owens	E. Murray
12/26	LAC	D. Walker	R. Blacklock	<u>M. Dwumfour</u>	D. Harris	<u>G. Wallow</u>	N. Hewitt	--	D. King II	T. Smith	T. Thomas	J. Reid	J. Owens
1/2	at SF	J. Martin	R. Blacklock	<u>R. Lopez</u>	J. Greenard	N. Hewitt	C. Kirksey	K. Grugier-Hill	D. King II	T. Mitchell	--	J. Reid	E. Murray
1/9	TEN	J. Martin	M. Collins	<u>R. Lopez</u>	J. Greenard	K. Grugier-Hill	C. Kirksey	--	D. King II	L. Johnson Jr.	T. Thomas	T. Brooks	E. Murray

Rookies underlined.

2021 INACTIVES



2021 REGULAR SEASON INACTIVES

DATE	OPPONENT	1	2	3	4	5	6	7	8
09/12	Jacksonville	Jonathan Greenard	Lonnie Johnson Jr.	Brevin Jordan	Anthony Miller	Jimmy Moreland	Scottie Phillips	Kevin Pierre-Louis	Deshaun Watson
09/19	at Cleveland	Jonathan Greenard	Brevin Jordan	Anthony Miller	Jimmy Moreland	Scottie Phillips	DeMarcus Walker	Deshaun Watson	--
09/23	Carolina	Danny Amendola	Kamu Grugier-Hill	Jordan Jenkins	Brevin Jordan	Terrance Mitchell	Justin Reid	Deshaun Watson	--
10/03	at Buffalo	Danny Amendola	Jordan Jenkins	Brevin Jordan	Jimmy Moreland	Scottie Phillips	Deshaun Watson	--	--
10/10	New England	Danny Amendola	Rex Burkhead	Brevin Jordan	Jimmy Moreland	Charles Omenihu	Scottie Phillips	Deshaun Watson	--
10/17	at Indianapolis	Danny Amendola	Justin Britt	Davion Davis	Brevin Jordan	Jimmy Moreland	Charles Omenihu	Scottie Phillips	Deshaun Watson
10/24	at Arizona	Davion Davis	Jaleel Johnson	Brevin Jordan	Jimmy Moreland	Jimmy Morrissey	Scottie Phillips	Deshaun Watson	--
10/31	L.A. Rams	Pharaoh Brown	Davion Davis	Jaleel Johnson	Desmond King II	Cre'von LeBlanc	Jimmy Moreland	Deshaun Watson	--
11/07	at Miami	Pharaoh Brown	Davion Davis	Jeff Driskel	Cre'von LeBlanc	Hardy Nickerson	Deshaun Watson	--	--
11/21	at Tennessee	Jordan Akins	Davion Davis	Jeff Driskel	Royce Freeman	Jonathan Greenard	Cre'von LeBlanc	Deshaun Watson	--
11/28	N.Y. Jets	Jordan Akins	Davion Davis	Jeff Driskel	Cre'von LeBlanc	Justin Reid	Deshaun Watson	--	--
12/05	Indianapolis	Jordan Akins	Terrence Brooks	Zach Cunningham	Jeff Driskel	David Johnson	Justin McCray	Deshaun Watson	--
12/12	Seattle	Terrence Brooks	Chris Moore	Jimmy Moreland	Kevin Pierre-Louis	Cole Toner	Deshaun Watson	--	--
12/19	at Jacksonville	Jimmy Moreland	Paul Quessenberry	Justin Reid	Deshaun Watson	--	--	--	--
12/26	L.A. Chargers	Danny Amendola	Carson Green	David Johnson	Terrance Mitchell	Deshaun Watson	--	--	--
01/02	at San Francisco	Maliik Collins	Cre'von LeBlanc	Jimmy Moreland	Derek Rivers	Chris Smith	Deshaun Watson	--	--
01/09	Tennessee	Jordan Akins	Ron'Dell Carter	Chris Conley	Jaleel Johnson	Derek Rivers	Chris Smith	Deshaun Watson	--

Bold underline denotes rookie

2021 HIGHS & LOWS



TEXANS : BY SEASON		(AS OF JUN 24, 2022, 11:57 AM CDT)			2021 : REGULAR SEASON	
	HIGH	DATE	OPPONENT	LOW	DATE	OPPONENT
Points	41	12/26	vs. L.A. Chargers	0	10/3 12/5	at Buffalo vs. Indianapolis
Points in a Quarter	24	12/26	vs. L.A. Chargers	0	9/19 9/23 10/3 10/10 10/17 10/24 10/31 11/7 11/28 12/5 12/12 12/26 1/2 1/9	at Cleveland vs. Carolina at Buffalo vs. New England at Indianapolis at Arizona vs. L.A. Rams at Miami vs. N.Y. Jets vs. Indianapolis vs. Seattle vs. L.A. Chargers at San Francisco vs. Tennessee
Points in a Half	27	9/12	vs. Jacksonville	0	10/3 10/17 10/24 10/31 11/28 12/5 12/12 1/2 1/9	at Buffalo at Indianapolis at Arizona vs. L.A. Rams vs. N.Y. Jets vs. Indianapolis vs. Seattle at San Francisco vs. Tennessee
Total Touchdowns	5	12/26	vs. L.A. Chargers	0	10/3 10/17 10/24 11/7 12/5	at Buffalo at Indianapolis at Arizona at Miami vs. Indianapolis
Total Plays	76	12/12	vs. Seattle	42	10/3	at Buffalo
Total Net Yards	449	9/12	vs. Jacksonville	109	10/3	at Buffalo
Total First Downs	26	12/26	vs. L.A. Chargers	6	10/3	at Buffalo
First Downs Rushing	9	12/26	vs. L.A. Chargers	0	10/24	at Arizona
First Downs Passing	16	12/12	vs. Seattle	4	10/3	at Buffalo
First Down Penalties	4	1/2	at San Francisco	0	10/3 10/17 11/7 12/5 1/9	at Buffalo at Indianapolis at Miami vs. Indianapolis vs. Tennessee
Third Down Efficiency	69.2%	12/26	vs. L.A. Chargers	11.1%	9/23 10/3	vs. Carolina at Buffalo
Average Yards Per Play	6.8	12/26	vs. L.A. Chargers	2.6	10/3	at Buffalo
Total Net Yards Rushing	189	12/26	vs. L.A. Chargers	42	9/23 10/24	vs. Carolina at Arizona
Rushing Attempts	41	9/12	vs. Jacksonville	14	10/31	vs. L.A. Rams
Rushing Average Yards	5.3	12/26	vs. L.A. Chargers	2.2	11/21	at Tennessee
Rushing Touchdowns	2	9/12	vs. Jacksonville	0	9/23 10/3 10/10 10/17 10/24 11/7 11/28 12/5 12/12 12/19 1/2 1/9	vs. Carolina at Buffalo vs. New England at Indianapolis at Arizona at Miami vs. N.Y. Jets vs. Indianapolis vs. Seattle at Jacksonville at San Francisco vs. Tennessee
Total Net Yards Passing	317	12/12	vs. Seattle	57	12/5	vs. Indianapolis
Passing Attempts	49	12/12	vs. Seattle	21	10/3	at Buffalo
Passing Completions	33	12/12	vs. Seattle	11	10/3 12/5	at Buffalo vs. Indianapolis

2021 HIGHS & LOWS



Passing Touchdowns	3	10/10	vs. New England	0	10/3 10/17 10/24 11/7 11/21 12/5	at Buffalo at Indianapolis at Arizona at Miami at Tennessee vs. Indianapolis
Passing Yards Average	9.2	10/10	vs. New England	1.8	12/5	vs. Indianapolis
Passes Thrown for Interception	4	10/3	at Buffalo	0	9/12 9/23 10/10 10/24 11/21 12/12 12/26 1/9	vs. Jacksonville vs. Carolina vs. New England at Arizona at Tennessee vs. Seattle vs. L.A. Chargers vs. Tennessee
Times Sacked	5	10/31	vs. L.A. Rams	0	11/21	at Tennessee
QB Sacks	5	10/31	vs. L.A. Rams	0	11/21	at Tennessee
Sack Yards Lost	52	11/28	vs. N.Y. Jets	0	11/21	at Tennessee
Total Punts	7	10/24	at Arizona	1	12/26	vs. L.A. Chargers
Total Punt Yards	364	10/31	vs. L.A. Rams	53	12/26	vs. L.A. Chargers
Punt Gross Average Yards	53	12/26	vs. L.A. Chargers	33	10/10	vs. New England
Punt Net Average Yards	53	12/26	vs. L.A. Chargers	28.7	10/10	vs. New England
Punt Returns	4	10/24	at Arizona	0	12/26	vs. L.A. Chargers
Punt Return Yards	51	10/24	at Arizona	-4	9/23	vs. Carolina
Punt Return Yards Average	12.8	10/24	at Arizona	-4.0	9/23	vs. Carolina
Kickoff Returns	5	1/2	at San Francisco	1	10/31 11/7 11/21 12/26	vs. L.A. Rams at Miami at Tennessee vs. L.A. Chargers
Kickoff Return Yards	121	12/19	at Jacksonville	0	12/26	vs. L.A. Chargers
Total Penalties	10	10/3	at Buffalo	4	10/17 11/28 12/5 1/9	at Indianapolis vs. N.Y. Jets vs. Indianapolis vs. Tennessee
Penalty Yards	100	10/3	at Buffalo	25	10/17 12/5	at Indianapolis vs. Indianapolis
Total Fumbles	2	9/19	at Cleveland	0	12/12 12/19 12/26 1/9	vs. Seattle at Jacksonville vs. L.A. Chargers vs. Tennessee
Fumbles Lost	1	9/19	at Cleveland	0	9/12 9/23 10/31 11/21 11/28 12/12 12/19 12/26 1/2 1/9	vs. Jacksonville vs. Carolina vs. L.A. Rams at Tennessee vs. N.Y. Jets vs. Seattle at Jacksonville vs. L.A. Chargers at San Francisco vs. Tennessee
Time of Possession	35:04	9/12	vs. Jacksonville	18:25	12/5	vs. Indianapolis
Turnovers	5	10/3	at Buffalo	0	9/12 9/23 11/21 12/12 12/26 1/9	vs. Jacksonville vs. Carolina at Tennessee vs. Seattle vs. L.A. Chargers vs. Tennessee
Attendance	71,612	1/2	at San Francisco	57,947	10/17	at Indianapolis

2021 INDIVIDUAL SINGLE-GAME HIGHS



TEXANS : OFFENSE : BY SEASON (AS OF JUN 24, 2022, 11:57 AM CDT) 2021 : REGULAR SEASON

	DATE	OPPONENT	VALUE	WHO
Rushing Yards	12/26	L.A. Chargers	149	Rex Burkhead
Rushing Attempts	9/12	Jacksonville	26	Mark Ingram II
Rushing Touchdowns	11/21	at Tennessee	2	Tyrod Taylor
	12/26	L.A. Chargers	2	Rex Burkhead
Longest Touchdown Run	12/26	L.A. Chargers	25	Rex Burkhead
Longest Run from Scrimmage	12/26	L.A. Chargers	36	Rex Burkhead
Passing Yards	12/12	Seattle	331	Davis Mills
Passing Attempts	12/12	Seattle	49	Davis Mills
Passing Completions	12/12	Seattle	33	Davis Mills
Passing Yards per Attempt	9/19	at Cleveland	11.4	Tyrod Taylor
Longest Pass Completion	10/10	New England	67	Davis Mills
Passing Touchdowns	10/10	New England	3	Davis Mills
	1/9	Tennessee	3	Davis Mills
Longest Touchdown Pass	10/10	New England	67	Davis Mills
Most Interceptions Thrown	10/3	at Buffalo	4	Davis Mills
Times Sacked	10/31	L.A. Rams	5	Davis Mills
	11/7	at Miami	5	Tyrod Taylor
	11/28	N.Y. Jets	5	Tyrod Taylor
Sacked Yards Lost	11/28	N.Y. Jets	52	Tyrod Taylor
Rating	9/19	at Cleveland	144.3	Tyrod Taylor
Receptions	9/19	at Cleveland	9	Brandin Cooks
	9/23	Carolina	9	Brandin Cooks
	10/17	at Indianapolis	9	Brandin Cooks
Receiving Yards	9/12	Jacksonville	132	Brandin Cooks
Receiving Touchdowns	12/19	at Jacksonville	2	Brandin Cooks
	1/9	Tennessee	2	Danny Amendola
Longest Reception	10/10	New England	67	Chris Moore
Longest Reception Touchdown	10/10	New England	67	Chris Moore
Yards After Catch	12/12	Seattle	78	Brandin Cooks
Pass Target	9/19	at Cleveland	14	Brandin Cooks
	11/7	at Miami	14	Brandin Cooks

2021 HOUSTON TEXANS RECORD WHEN...



TEXANS 2021 REGULAR SEASON RECORD WHEN...

CATEGORY	2021 SEASON	ALL-TIME	CATEGORY	2021 SEASON	ALL-TIME
	W-L	W-L		W-L	W-L
TEXANS AT NRG STADIUM	2-7	81-80	IN SEPTEMBER	1-2	28-39
TEXANS ON THE ROAD	2-6	58-102	IN OCTOBER	0-5	36-43
TEXANS ON GRASS	2-4	95-109	IN NOVEMBER	1-2	35-41
TEXANS ON ARTIFICIAL TURF	2-9	44-73	IN DECEMBER	2-2	37-52
TEXANS IN DOMES	2-7	8-23	IN JANUARY	0-2	3-7
TEXANS IN RETRACTABLE ROOF STADIUMS	2-8	84-94	ON SUNDAY NIGHT	0-0	5-8
TEXANS OUTDOORS	2-5	52-74	ON THURSDAY NIGHT	0-1	4-8
NRG STADIUM ROOF OPEN	0-2	25-26	ON MONDAY NIGHT	0-0	5-9
NRG STADIUM ROOF CLOSED	2-6	56-56	ON SATURDAY	0-0	3-1
TEXANS SCORE FIRST	3-3	87-57	DAY GAMES	4-12	124-157
OPPONENT SCORES FIRST	1-10	52-125	NIGHT GAMES	0-1	15-25
TEXANS SCORE ON FIRST POSSESSION	3-2	51-40	VS. AFC SOUTH OVERALL	3-3	54-66
TEXANS SCORE 20 OR MORE POINTS	4-4	114-74	VS. AFC SOUTH AT HOME	1-2	31-29
TEXANS SCORE 19 OR LESS POINTS	0-9	25-108	VS. AFC SOUTH ON THE ROAD	2-1	23-37
TEXANS ALLOW 20 OR MORE	2-12	47-164	VS. AFC	4-8	108-132
TEXANS ALLOW 19 OR LESS POINTS	2-1	92-18	VS. AFC NORTH	0-1	17-24
TEXANS LEAD AFTER 1ST QUARTER	4-2	74-42	VS. AFC EAST	0-4	19-22
TEXANS TRAIL AFTER 1ST QUARTER	0-8	30-109	VS. AFC WEST	1-0	18-20
SCORE TIED AFTER 1ST QUARTER	0-3	35-31	VS. NFC	0-5	31-50
TEXANS LEAD AT HALFTIME	4-3	96-37	VS. NFC EAST	0-0	6-14
TEXANS TRAIL AT HALFTIME	0-9	34-134	VS. NFC SOUTH	0-1	11-10
SCORE TIED AT HALFTIME	0-1	9-11	VS. NFC NORTH	0-0	9-11
TEXANS LEAD AFTER 3RD QUARTER	4-1	103-25	VS. NFC WEST	0-4	5-15
TEXANS TRAIL AFTER 3RD QUARTER	0-12	24-143			
SCORE TIED AFTER 3RD QUARTER	0-0	12-14			
GAME GOES TO OVERTIME	0-0	7-10			
TEXANS HAVE + TURNOVER RATIO	3-2	85-25			
TEXANS HAVE - TURNOVER RATIO	1-4	25-113			
TURNOVER RATIO EVEN	0-7	29-44			
TEXANS HAVE 30:00+TOP	3-3	103-58			
TEXANS HAVE LESS THAN 30:00 TOP	1-10	36-124			
TEXANS HAVE 100-YARD RUSHER	1-0	48-26			
TEXANS HAVE 300 NET PASSING YARDS	0-1	19-31			
TEXANS HAVE 1 100-YARD RECEIVER	2-4	52-55			
TEXANS HAVE 2 100-YARD RECEIVERS	0-0	4-9			
TEXANS WIN COIN TOSS	2-5	67-94			
TEXANS LOSE COIN TOSS	2-8	72-88			
TEXANS WEARING BLUE JERSEYS	0-6	56-60			
TEXANS WEARING WHITE JERSEYS	2-5	63-104			
TEXANS WEARING RED JERSEYS	0-1	11-12			
TEXANS WEARING ALL-WHITE	1-0	9-8			
TEXANS WEARING ALL-BLUE	1-0	8-7			
TEXANS WEARING ALL-RED	0-0	2-2			
TEXANS WEARING COLOR RUSH	0-0	5-2			

2021 TEXANS TRANSACTIONS

FEBRUARY

- 10 Signed free agent FB **Paul Quessenberry**.
- 12 Released DL **J.J. Watt**.
- 23 Released OL **Senio Kelemete**.
- 23 Waived LB **Peter Kalambayi**.
- 24 Released DL **Eddie Vanderdoes**.
- 26 Released RB **Duke Johnson** and OL **Nick Martin**.

MARCH

- 1 Signed CB **Cornell Armstrong**, RB **Dontrell Hilliard** and RB **Buddy Howell** to contract extensions.
- 1 Released QB **Josh McCown**.
- 2 Waived DB **Mark Fields II**.
- 2 Released DB **Brandon Williams**.
- 8 Signed free agent OL **Justin Britt**.
- 9 Waived FB **Cullen Gillaspia**.
- 16 Waived LB **Curtis Bolton**, DL **Andrew Brown**, WR **J'Mon Moore** and WR **Damion Ratley**.
- 17 Signed DB **Vernon Hargreaves III** to a contract extension.
- 17 Released OL **Zach Fulton**.
- 18 Released P **Bryan Anger** and TE **Darren Fells**.
- 22 Acquired OL **Marcus Cannon** via a trade with the New England Patriots.
- 22 Acquired DL **Shaq Lawson** via a trade with the Miami Dolphins.
- 22 Traded LB **Benardrick McKinney** to the Miami Dolphins.
- 22 Signed unrestricted free agent OL **Justin McCray**, WR **Donte Moncrief**, LB **Hardy Nickerson**, QB **Tyrod Taylor**, DL **Vincent Taylor** and LB **Joe Thomas**.
- 22 Signed free agent DB **Tremon Smith**, DB **Tavierre Thomas** and OL **Cole Toner**.
- 23 Acquired TE **Ryan Izzo** via a trade with the New England Patriots.
- 23 Acquired QB **Ryan Finley** via a trade with the Cincinnati Bengals.
- 23 Signed unrestricted free agent DB **Terrence Brooks**, DL **Maliek Collins**, LB **Kamu Grugier-Hill** and DL **Derek Rivers**.
- 23 Signed free agent LB **Tae Davis**.
- 23 Waived WR **Chad Hansen** and LS **Anthony Kukwa**.
- 24 Signed unrestricted free agent DB **Terrance Mitchell**, WR **Chris Moore**, LB **Kevin Pierre-Louis** and WR **Andre Roberts**.
- 24 Re-signed free agent TE **Pharaoh Brown**.
- 24 Signed free agent RB **Mark Ingram II** and LB **Christian Kirksey**.
- 29 Signed unrestricted free agent WR **Chris Conley** and DL **Jordan Jenkins**.
- 29 Re-signed unrestricted free agent LS **Jon Weeks**.
- 30 Signed unrestricted free agent WR **Alex Erickson** and DB **Desmond King II**.
- 30 Signed free agent P **Cameron Johnston** and RB **Phillip Lindsay**.

APRIL

- 8 Signed unrestricted free agent DL **Jaleel Johnson**.
- 9 Re-signed unrestricted free agent OL **Roderick Johnson**.
- 12 Waived OL **Beau Benzschawel** and WR **Steven Mitchell Jr.**
- 14 Signed unrestricted free agent TE **Antony Auclair**.
- 16 Signed unrestricted free agent OL **Lane Taylor** and DL **DeMarcus Walker**.
- 30 Drafted QB **Davis Mills** (third round) and WR **Nico Collins** (third round) in the 2021 NFL Draft.

MAY

- 1 Drafted TE **Brevin Jordan** (fifth round), LB **Garret Wallow** (fifth round) and DL **Roy Lopez** (sixth round) in the 2021 NFL Draft.
- 7 Signed free agent LB **Neville Hewitt**.
- 13 Signed WR **Nico Collins**, TE **Brevin Jordan** and DL **Roy Lopez**.
- 14 Signed college free agent OL **Carson Green**, WR **Damon Hazelton** and OL **Ryan McCollum**.
- 15 Signed LB **Garret Wallow**.
- 17 Signed free agent DB **Shyheim Carter**.
- 20 Signed free agent QB **Jeff Driskel** and WR **Taywan Taylor**.
- 21 Claimed OL **Geron Christian Sr.** off waivers from the Washington Football Team.
- 21 Waived OL **Cohl Cabral**.

MAY (CONT.)

- 24 Waived QB **Ryan Finley**.

JUNE

- 1 Signed RB **Rex Burkhead**.
- 9 Waived DL **Duke Ejirofor**.
- 14 Signed college free agent LS **Mitchell Fraboni**.

JULY

- 26 Acquired WR **Anthony Miller** via a trade with the Chicago Bears.
- 26 Waived LS **Mitchell Fraboni**.
- 26 Placed OL **Marcus Cannon** and OL **Lane Taylor** on the Active/Physically Unable to Perform list.
- 27 Placed DB **Cornell Armstrong**, TE **Pharaoh Brown**, DB **Lonnie Johnson Jr.** and DL **DeMarcus Walker** on the Active/Non-Football Injury list.
- 27 Placed OL **Geron Christian Sr.**, RB **Buddy Howell** and WR **Taywan Taylor** on the Reserve/COVID-19 list.
- 27 Released WR **Donte Moncrief**.
- 29 Traded WR **Randall Cobb** to the Green Bay Packers.
- 29 Signed free agent WR **Jordan Veasy**.

AUGUST

- 2 Signed free agent LS **Mitchell Fraboni** and G **Danny Isidora**.
- 2 Activated DL **DeMarcus Walker** off the Active/Non-Football Injury list.
- 2 Waived LB **Nate Hall**.
- 3 Activated DB **Cornell Armstrong**, TE **Pharaoh Brown** and DB **Lonnie Johnson Jr.** off the Active/Non-Football Injury list.
- 9 Activated RB **Buddy Howell** and WR **Taywan Taylor** from the Reserve/COVID-19 list.
- 10 Activated OL **Geron Christian Sr.** from the Reserve/COVID-19 list.
- 10 Claimed OL **Drake Jackson** off waivers from the Detroit Lions.
- 10 Waived LS **Mitchell Fraboni**.
- 11 Waived WR **Damon Hazelton**.
- 11 Signed free agent RB **Darius Jackson**.
- 11 Placed DB **Bradley Roby** on the Reserve/COVID-19 list.
- 13 Placed OL **Tytus Howard**, OL **Roderick Johnson** and OL **Laremy Tunsil** on the Reserve/COVID-19 list.
- 16 Waived WR **Isaiah Coulter** and RB **Dontrell Hilliard**.
- 16 Traded DB **Keion Crossen** to the New York Giants.
- 16 Activated DB **Bradley Roby** off the Reserve/COVID-19 list.
- 18 RB **Dontrell Hilliard** reverted to the Reserve/Injured List.
- 18 Activated OL **Tytus Howard** from the Reserve/COVID-19 List.
- 18 Activated OL **Roderick Johnson** from the Reserve/COVID-19 List.
- 19 Waived OL **Roderick Johnson**.
- 20 Waived DL **Brandon Dunn**.
- 23 Waived TE **Kahale Warring**.
- 23 Released RB **Darius Jackson**.
- 24 Waived DL **Auzoyah Alufohai**.
- 24 Waived OL **Drake Jackson**.
- 25 Signed DB **Rasul Douglas**.
- 25 Acquired DB **Ka'dar Holman** via trade with the Green Bay Packers.
- 25 Traded DB **John Reid** to the Seattle Seahawks.
- 25 Placed WR **Taywan Taylor** on the Reserve/Injured list.
- 30 Activated OL **Laremy Tunsil** from the Reserve/COVID-19 List.
- 30 Traded DL **Shaq Lawson** to the New York Jets.
- 30 Waived/Injured DB **Cornell Armstrong**.
- 30 Waived/Injured LB **Tae Davis**.
- 31 Released TE **Antony Auclair**.
- 31 Released DB **Rasul Douglas**.
- 31 Released QB **Jeff Driskel**.
- 31 Released WR **Alex Erickson**.
- 31 Released G **Danny Isidora**.
- 31 Released DL **Jaleel Johnson**.
- 31 Released WR **Chris Moore**.
- 31 Released LB **Hardy Nickerson**.
- 31 Released DL **Derek Rivers**.

2021 TEXANS TRANSACTIONS

AUGUST (CONT.)

- 31 Released LB **Joe Thomas**.
- 31 Released OL **Cole Toner**.
- 31 Released/Failed Physical OL **Lane Taylor**.
- 31 Waived DB **Shyheim Carter**.
- 31 Waived WR **Keke Coutee**.
- 31 Waived OL **Hjalte Froholdt**.
- 31 Waived OL **Carson Green**.
- 31 Waived DB **Ka'dar Hollman**.
- 31 Waived RB **Buddy Howell**.
- 31 Waived TE **Ryan Izzo**.
- 31 Waived OL **Ryan McCollum**.
- 31 Waived DB **Jonathan Owens**.
- 31 Waived FB **Paul Quessenberry**.
- 31 Waived OL **Jordan Steckler**.
- 31 Waived WR **Jordan Veasy**.
- 31 Activated OL **Marcus Cannon** from the Physically Unable to Perform List.
- 31 Placed DB **Bradley Roby** on the Reserve/Suspended by Commissioner List.

SEPTEMBER

- 1 Signed TE **Antony Auclair** to the practice squad.
- 1 Signed DB **Shyheim Carter** to the practice squad.
- 1 Signed QB **Jeff Driskel** to the practice squad.
- 1 Signed OL **Hjalte Froholdt** to the practice squad.
- 1 Signed OL **Carson Green** to the practice squad.
- 1 Signed OL **Ryan McCollum** to the practice squad.
- 1 Signed WR **Chris Moore** to the practice squad.
- 1 Signed LB **Hardy Nickerson** to the practice squad.
- 1 Signed DB **Jonathan Owens** to the practice squad.
- 1 Signed FB **Paul Quessenberry** to the practice squad.
- 1 Signed DL **Derek Rivers** to the practice squad.
- 1 Signed OL **Lane Taylor** to the practice squad.
- 1 Signed WR **Jordan Veasy** to the practice squad.
- 2 Placed DB **A.J. Moore** on the Reserve/Injured List.
- 2 Signed free agent LB **Joe Thomas**.
- 3 Released WR **Taywan Taylor**.
- 3 Signed WR **Jalen Camp** to the practice squad.
- 3 Signed DB **Antonio Phillips** to the practice squad.
- 6 Placed OL **Charlie Heck** on the Reserve/COVID-19 List.
- 7 Signed K **Joey Slye** to the practice squad.
- 7 Waived DB **Cornell Armstrong**.
- 7 Claimed DB **Jimmy Moreland** of waivers from the Washington Football Team.
- 8 Signed free agent WR **Danny Amendola**.
- 8 Placed K **Ka'imi Fairbairn** on the Reserve/Injured List.
- 8 Signed DB **Cre'von LeBlanc** to the practice squad.
- 8 Released LB **Hardy Nickerson** from the practice squad.
- 9 Traded DB **Bradley Roby** to the New Orleans Saints.
- 11 Elevated K **Joey Slye** to the active roster from the practice squad (Standard Elevation).
- 11 Elevated TE **Antony Auclair** to the active roster from the practice squad (Standard Elevation).
- 13 K **Joey Slye** reverted back to the practice squad.
- 13 TE **Antony Auclair** reverted back to the practice squad.
- 15 Signed DL **Jaleel Johnson** to the active roster.
- 15 Placed DL **Vincent Johnson** on the Reserve/Injured List.
- 15 Signed DB **Grayland Arnold** to the practice squad.
- 15 Released DB **Antonio Phillips** from the practice squad.
- 16 Activated OL **Charlie Heck** from the Reserve/COVID-19 list.
- 16 Placed LB **Kevin Pierre-Louis** on the Reserve/Injured list.
- 18 Elevated K **Joey Slye** to the active roster from the practice squad (Standard Elevation).
- 18 Elevated TE **Antony Auclair** to the active roster from the practice squad (Standard Elevation).
- 20 K **Joey Slye** reverted back to the practice squad.
- 20 TE **Antony Auclair** reverted back to the practice squad.
- 21 Placed WR **Nico Collins** on the Reserve/Injured list.

SEPTEMBER (CONT.)

- 21 Placed QB **Tyrod Taylor** on the Reserve/Injured list.
- 21 Signed TE **Antony Auclair** to the active roster from the practice squad.
- 21 Signed LB **Hardy Nickerson** to the practice squad.
- 23 Signed K **Joey Slye** to the active roster from the practice squad.
- 23 Elevated QB **Jeff Driskel** to the active roster from the practice squad (Standard Elevation).
- 23 Elevated WR **Chris Moore** to the active roster from the practice squad (Standard Elevation).
- 24 QB **Jeff Driskel** reverted back to the practice squad.
- 24 WR **Chris Moore** reverted back to the practice squad.
- 27 Designated K **Ka'imi Fairbairn** for return.
- 27 Designated DB **A.J. Moore Jr.** for return.
- 30 Waived K **Joey Slye**.

OCTOBER

- 1 Placed DL **Ross Blacklock** on the Reserve/COVID-19 List.
- 1 Placed LB **Zach Cunningham** on the Reserve/COVID-19 List.
- 2 Activated K **Ka'imi Fairbairn**.
- 2 Activated DB **A.J. Moore Jr.**
- 2 Elevated QB **Jeff Driskel** to the active roster from the practice squad (COVID-19 Replacement).
- 2 Elevated LB **Hardy Nickerson** to the active roster from the practice squad (Standard Elevation).
- 4 QB **Jeff Driskel** reverted back to the practice squad.
- 4 LB **Hardy Nickerson** reverted back to the practice squad.
- 5 Signed OL **Jake Eldrenkamp** to the practice squad.
- 5 Signed OL **Jordan Steckler** to the practice squad.
- 6 Signed free agent WR **Davion Davis**.
- 6 Signed WR **Damon Hazelton** to the practice squad.
- 6 Designated LB **Kevin Pierre-Louis** for return.
- 6 Waived WR **Anthony Miller**.
- 6 Activated LB **Zach Cunningham** from the Reserve/COVID-19 List.
- 9 Elevated QB **Jeff Driskel** to the active roster from the practice squad (COVID-19 Replacement).
- 9 Elevated WR **Chris Moore** to the active roster from the practice squad (Standard Elevation).
- 9 Placed OL **Marcus Cannon** on the Reserve/Injured List.
- 11 QB **Jeff Driskel** reverted back to the practice squad.
- 11 WR **Chris Moore** reverted back to the practice squad.
- 12 Signed WR **Chris Moore** to the active roster from the practice squad.
- 12 Released DB **Shyheim Carter** from the practice squad.
- 12 Signed OL **Cole Toner** to the practice squad.
- 13 Designated WR **Nico Collins** for return.
- 13 Signed DL **Michael Dwumfour** to the practice squad.
- 16 Signed QB **Jeff Driskel** to the active roster from the practice squad.
- 16 Activated WR **Nico Collins**.
- 16 Placed OL **Laremy Tunsil** on the Reserve/Injured List.
- 16 Released LB **Joe Thomas**.
- 16 Elevated OL **Lane Taylor** to the active roster from the practice squad (Standard Elevation).
- 16 Elevated OL **Cole Toner** to the active roster from the practice squad (Standard Elevation).
- 17 OL **Lane Taylor** reverted back to the practice squad.
- 17 OL **Cole Toner** reverted back to the practice squad.
- 19 Released DL **Whitney Mercilus**.
- 19 Released WR **Andre Roberts**.
- 19 Signed LB **Connor Strachan** to the practice squad.
- 20 Signed free agent OL **Jimmy Morrissey**.
- 20 Activated DL **Ross Blacklock** from the Reserve/COVID-19 List.
- 21 Placed DB **Terrence Brooks** on the Reserve/Injured List.
- 23 Activated LB **Kevin Pierre-Louis** from the Reserve/Injured List.
- 23 Elevated OL **Cole Toner** to the active roster from the practice squad (Standard Elevation).
- 25 OL **Cole Toner** reverted back to the practice squad.
- 27 Designated QB **Tyrod Taylor** for return.

2021 TEXANS TRANSACTIONS

OCTOBER (CONT.)

- 29 Traded RB **Mark Ingram** to the New Orleans Saints.
- 29 Signed DB **Cre'von LeBlanc** to the active roster from the practice squad.
- 29 Signed RB **Jaylen Samuels** to the practice squad.
- 30 Placed OL **Justin Britt** on the Reserve/Injured List.
- 30 Signed OL **Cole Toner** to the active roster from the practice squad.
- 30 Elevated OL **Lane Taylor** to the active roster from the practice squad (Standard Elevation).
- 30 Elevated LB **Hardy Nickerson** to the active roster from the practice squad (Standard Elevation).
- 30 Signed P **Johnny Townsend** to the practice squad.

NOVEMBER

- 1 OL **Lane Taylor** reverted back to the practice squad.
- 1 LB **Hardy Nickerson** reverted back to the practice squad.
- 2 Released P **Johnny Townsend** from the practice squad.
- 2 Signed DB **T.J. Green** to the practice squad.
- 3 Signed LB **Hardy Nickerson** to the active roster to the practice squad.
- 3 Signed DL **Chris Smith** to the practice squad.
- 3 Waived DB **Vernon Hargreaves III**.
- 3 Traded DL **Charles Omenihu** to the San Francisco 49ers.
- 4 Claimed LB **Eric Wilson** via waivers from the Philadelphia Eagles.
- 6 Elevated DB **Jonathan Owens** to the active roster from the practice squad (Standard Elevation).
- 6 Activated QB **Tyrod Taylor** from the Reserve/Injured List.
- 6 Placed LB **Christian Kirksey** on the Reserve/Injured List.
- 8 DB **Jonathan Owens** reverted back to the practice squad.
- 9 Placed RB **Scottie Phillips** on the Reserve/Injured List.
- 9 Claimed RB **Royce Freeman** via waivers from the Carolina Panthers.
- 10 Released OL **Carson Green** from the practice squad.
- 10 Signed DL **Demone Harris** to the practice squad.
- 15 Designated DB **Terrence Brooks** for return.
- 17 Signed OL **Carson Green** to the practice squad.
- 17 Released LB **Connor Strachan** from the practice squad.
- 20 Activated DB **Terrence Brooks** from the Reserve/Injured List.
- 20 Placed LB **Hardy Nickerson** on the Reserve/Injured List.
- 20 Elevated DL **Derek Rivers** to the active roster from the practice squad (Standard Elevation).
- 22 DL **Derek Rivers** reverted back to the practice squad.
- 23 Waived RB **Phillip Lindsay**.
- 24 Signed DL **Derek Rivers** to the active roster from the practice squad.
- 24 Signed LB **Connor Strachan** to the practice squad.
- 27 Placed DL **Jordan Jenkins** on the Reserve/Injured List.
- 27 Signed OL **Lane Taylor** to the active roster from the practice squad.
- 27 Elevated DB **Jonathan Owens** to the active roster from the practice squad (Standard Elevation).
- 29 DB **Jonathan Owens** reverted back to the practice squad.
- 30 Signed RB **Darius Jackson** to the practice squad.

DECEMBER

- 2 Designated LB **Christian Kirksey** for return.
- 4 Placed WR **Danny Amendola** on the Reserve/Injured List.
- 4 Placed DL **DeMarcus Walker** on the Reserve/Injured List.
- 4 Activated LB **Christian Kirksey** from the Reserve/Injured List.
- 4 Activated OL **Justin Britt** from the Reserve/Injured List.
- 4 Signed DB **Jonathan Owens** to the active roster from the practice squad.
- 4 Elevated LB **Chris Smith** to the active roster from the practice squad (Standard Elevation).
- 4 Elevated RB **Jaylen Samuels** to the active roster from the practice squad (Standard Elevation).
- 4 Signed WR **Phillip Dorsett** to the practice squad.
- 4 Waived DB **Cre'von LeBlanc**.

DECEMBER (CONT.)

- 6 DL **Chris Smith** reverted back to the practice squad.
- 6 RB **Jaylen Samuels** reverted back to the practice squad.
- 8 Waived LB **Zach Cunningham**.
- 8 Signed DB **Cre'von LeBlanc** to the practice squad.
- 8 Released WR **Damon Hazelton** from the practice squad.
- 11 Signed WR **Phillip Dorsett** to the active roster from the practice squad.
- 11 Signed WR **Damon Hazelton** to the practice squad.
- 11 Elevated DB **Grayland Arnold** to the active roster from the practice squad (Standard Elevation).
- 11 Elevated DL **Chris Smith** to the active roster from the practice squad (Standard Elevation).
- 11 Placed RB **Jaylen Samuels** on the practice squad/COVID-19 List.
- 12 Placed RB **David Johnson** on the Reserve/COVID-19 List.
- 13 DB **Grayland Arnold** reverted back to the practice squad.
- 13 DL **Chris Smith** reverted back to the practice squad.
- 13 Placed LB **Kamu Grugier-Hill** on the Reserve/COVID-19 List.
- 13 Activated RB **David Johnson** from the Reserve/COVID-19 List.
- 15 Placed LB **Christian Kirksey** on the Reserve/COVID-19 List.
- 15 Placed DL **DeMarcus Walker** on the Reserve/COVID-19 List.
- 15 Placed WR **Davion Davis** on the Reserve/Injured List.
- 15 Designated DL **Jordan Jenkins** for Return.
- 15 Signed RB **Darius Anderson** to the practice squad.
- 15 Placed DB **A.J. Moore** on the Reserve/COVID-19 List.
- 16 Placed DB **Terrence Brooks** on the Reserve/COVID-19 List.
- 16 Placed DB **Terrence Mitchell** on the Reserve/COVID-19 List.
- 16 Placed DB **Cre'von LeBlanc** on the practice squad/COVID-19 List.
- 17 Placed OL **Justin McCray** on the Reserve/COVID-19 List.
- 18 Placed OL **Lane Taylor** on the Reserve/COVID-19 List.
- 18 Placed DL **Jonathan Greenard** on the Reserve/COVID-19 List.
- 18 Activated DL **Jordan Jenkins** from the Reserve/Injured List.
- 18 Elevated DB **Grayland Arnold** to the active roster from the practice squad (COVID-19 Replacement).
- 18 Elevated DB **T.J. Green** to the active roster from the practice squad (COVID-19 Replacement).
- 18 Elevated FB **Paul Quessenberry** to the active roster from the practice squad (COVID-19 Replacement).
- 18 Elevated DL **Chris Smith** to the active roster from the practice squad (COVID-19 Replacement).
- 18 Elevated OL **Jordan Steckler** to the active roster from the practice squad (COVID-19 Replacement).
- 18 Elevated LB **Connor Strachan** to the active roster from the practice squad (COVID-19 Replacement).
- 18 Elevated WR **Jordan Veasy** to the active roster from the practice squad (COVID-19 Replacement).
- 20 DB **Grayland Arnold** reverted back to the practice squad.
- 20 DB **T.J. Green** reverted back to the practice squad.
- 20 FB **Paul Quessenberry** reverted back to the practice squad.
- 20 DL **Chris Smith** reverted back to the practice squad.
- 20 OL **Jordan Steckler** reverted back to the practice squad.
- 20 LB **Connor Strachan** reverted back to the practice squad.
- 20 WR **Jordan Veasy** reverted back to the practice squad.
- 20 Placed DL **Maliek Collins** on the Reserve/COVID-19 List.
- 20 Placed DL **Jacob Martin** on the Reserve/COVID-19 List.
- 20 Placed DL **Derek Rivers** on the Reserve/COVID-19 List.
- 21 Signed LB **Josh Watson** to the practice squad.
- 21 Signed free agent DL **Ron'Dell Carter**.
- 21 Signed free agent DL **Xavier Williams**.
- 21 Placed DL **Jaleel Johnson** on the Reserve/COVID-19 List.
- 22 Placed WR **Brandin Cooks** on the Reserve/COVID-19 List.
- 22 Placed K **Ka'imi Fairbairn** on the Reserve/COVID-19 List.
- 22 Placed LB **Eric Wilson** on the Reserve/COVID-19 List.
- 22 Activated DL **DeMarcus Walker** from the Reserve/COVID-19 List; Reverts back to the Reserve/Injured List.
- 22 Placed LB **Tae Davis** on the Reserve/COVID-19 List.
- 23 Placed OL **Justin Britt** on the Reserve/COVID-19 List.
- 23 Placed OL **Tytus Howard** on the Reserve/COVID-19 List.
- 23 Placed DL **Jordan Jenkins** on the Reserve/COVID-19 List.

2021 TEXANS TRANSACTIONS

DECEMBER (CONT.)

- 23 Placed DB **Lonnie Johnson Jr.** on the Reserve/COVID-19 List.
- 23 Placed DB **Eric Murray** on the Reserve/COVID-19 List.
- 23 Placed DL **Roy Lopez** on the Reserve/COVID-19 List.
- 23 Designated DL **DeMarcus Walker** for Return.
- 23 Designated WR **Danny Amendola** for Return.
- 23 Restored RB **Jaylen Samuels** to the practice squad from the Practice Squad/COVID-19 List.
- 23 Signed K **Dominik Eberle** to the practice squad.
- 23 Signed DL **Chris Smith** to the active roster from the practice squad.
- 23 Signed DB **Grayland Arnold** to the active roster from the practice squad.
- 25 Activated WR **Danny Amendola** from the Reserve/Injured list.
- 25 Activated DB **Terrence Brooks** from the Reserve/COVID-19 List.
- 25 Activated LB **Christian Kirksey** from the Reserve/COVID-19 List.
- 25 Activated DL **Jacob Martin** from the Reserve/COVID-19 List.
- 25 Activated OL **Justin McCray** from the Reserve/COVID-19 List.
- 25 Activated DB **Terrance Mitchell** from the Reserve/COVID-19 List.
- 25 Activated DL **DeMarcus Walker** from the Reserve/Injured List.
- 25 Elevated WR **Jalen Camp** to the active roster from the practice squad (COVID-19 Replacement).
- 25 Elevated K **Dominik Eberle** to the active roster from the practice squad (COVID-19 Replacement).
- 25 Elevated DL **Michael Dwumfour** to the active roster from the practice squad (COVID-19 Replacement).
- 25 Elevated OL **Jake Eldrenkamp** to the active roster from the practice squad (COVID-19 Replacement).
- 25 Elevated OL **Carson Green** to the active roster from the practice squad (COVID-19 Replacement).
- 25 Elevated DL **Demone Harris** to the active roster from the practice squad (COVID-19 Replacement).
- 25 Elevated FB **Paul Quessenberry** to the active roster from the practice squad (COVID-19 Replacement).
- 25 Elevated RB **Jaylen Samuels** to the active roster from the practice squad (COVID-19 Replacement).
- 25 Elevated OL **Jordan Steckler** to the active roster from the practice squad (COVID-19 Replacement).
- 25 Elevated LB **Connor Strachan** to the active roster from the practice squad (COVID-19 Replacement).
- 25 Elevated LB **Josh Watson** to the active roster from the practice squad (COVID-19 Replacement).
- 27 WR **Jalen Camp** reverted back to the practice squad.
- 27 K **Dominik Eberle** reverted back to the practice squad.
- 27 DL **Michael Dwumfour** reverted back to the practice squad.
- 27 OL **Jake Eldrenkamp** reverted back to the practice squad.
- 27 OL **Carson Green** reverted back to the practice squad.
- 27 DL **Demone Harris** reverted back to the practice squad.
- 27 FB **Paul Quessenberry** reverted back to the practice squad.
- 27 RB **Jaylen Samuels** reverted back to the practice squad.
- 27 OL **Jordan Steckler** reverted back to the practice squad.
- 27 LB **Connor Strachan** reverted back to the practice squad.
- 27 LB **Josh Watson** reverted back to the practice squad.
- 27 Placed LB **Neville Hewitt** on the Reserve/COVID-19 List.
- 27 Placed RB **David Johnson** on the Reserve/COVID-19 List.
- 27 Placed FB **Paul Quessenberry** on the Practice Squad/COVID-19 List.
- 29 Activated OL **Justin Britt** from the Reserve/COVID-19 List.
- 29 Activated WR **Brandin Cooks** from the Reserve/COVID-19 List.
- 29 Activated K **Ka'imi Fairbairn** from the Reserve/COVID-19 List.
- 29 Activated DL **Jonathan Greenard** from the Reserve/COVID-19 List.
- 29 Activated LB **Kamu Grugier-Hill** from the Reserve/COVID-19 List.
- 29 Activated LB **Neville Hewitt** from the Reserve/COVID-19 List.
- 29 Activated DL **Jordan Jenkins** from the Reserve/COVID-19 List.
- 29 Activated DL **Jaleel Johnson** from the Reserve/COVID-19 List.
- 29 Activated DL **Roy Lopez** from the Reserve/COVID-19 List.
- 29 Activated DB **Eric Murray** from the Reserve/COVID-19 List.
- 29 Activated DL **Derek Rivers** from the Reserve/COVID-19 List.

DECEMBER (CONT.)

- 29 Activated OL **Lane Taylor** from the Reserve/COVID-19 List.
- 29 Activated LB **Eric Wilson** from the Reserve/COVID-19 List.
- 29 Signed OL **Sam Cooper** to the practice squad
- 29 Restored DB **Cre'von LeBlanc** to the practice squad from the practice squad/COVID-19 List.
- 29 Placed K **Dominik Eberle** on the practice squad/COVID-19 List.
- 29 Placed DL **Ron'Dell Carter** on the Reserve/COVID-19 List.
- 29 Placed WR **Chris Moore** on the Reserve/COVID-19 List.
- 29 Placed WR **Phillip Dorsett** on the Reserve/Injured List.
- 29 Placed OL **Cole Toner** on the Reserve/Injured List.
- 30 Activated DB **A.J. Moore Jr.** from the Reserve/COVID-19 List.
- 30 Placed WR **Danny Amendola** on the Reserve/COVID-19 List.
- 31 Placed LB **Kevin Pierre-Louis** on the Reserve/COVID-19 List.
- 31 Placed TE **Antony Auclair** on the Reserve/COVID-19 List.
- 31 Activated DL **Maliak Collins** from the Reserve/COVID-19 List.
- 31 Waived DL **Xavier Williams**.

JANUARY 2022

- 1 Elevated WR **Jalen Camp** to the active roster from the practice squad (COVID-19 Replacement).
- 1 Elevated DB **Cre'von Leblanc** to the active roster from the practice squad (COVID-19 Replacement).
- 1 Elevated RB **Jaylen Samuels** to the active roster from the practice squad (COVID-19 Replacement).
- 1 Elevated OL **Jordan Steckler** to the active roster from the practice squad (COVID-19 Replacement).
- 1 Elevated WR **Jordan Veasy** to the active roster from the practice squad (COVID-19 Replacement).
- 1 Elevated DL **Michael Dwumfour** to the active roster from the practice squad (Standard Elevation).
- 1 Elevated LB **Josh Watson** to the active roster from the practice squad (Standard Elevation).
- 3 WR **Jalen Camp** reverted back to the practice squad.
- 3 DB **Cre'von Leblanc** reverted back to the practice squad.
- 3 RB **Jaylen Samuels** reverted back to the practice squad.
- 3 OL **Jordan Steckler** reverted back to the practice squad.
- 3 DL **Michael Dwumfour** reverted back to the practice squad.
- 3 LB **Josh Watson** reverted back to the practice squad.
- 3 Placed DB **Justin Reid** on the Reserve/COVID-19 List.
- 3 Placed DB **Grayland Arnold** on the Reserve/Injured List.
- 3 Placed DB **Jonathan Owens** on the Reserve/Injured List.
- 5 Activated WR **Danny Amendola** from the Reserve/COVID-19 List.
- 5 Activated TE **Antony Auclair** from the Reserve/COVID-19 List.
- 5 Activated DL **Ron'Dell Carter** from the Reserve/COVID-19 List.
- 5 Activated OL **Tytus Howard** from the Reserve/COVID-19 List.
- 5 Activated RB **David Johnson** from the Reserve/COVID-19 List.
- 5 Activated DB **Lonnie Johnson Jr.** from the Reserve/COVID-19 List.
- 5 Activated WR **Chris Moore** from the Reserve/COVID-19 List.
- 5 Restored K **Dominik Eberle** to the practice squad from the practice squad/COVID-19 List.
- 5 Restored FB **Paul Quessenberry** to the practice squad from the practice squad /COVID-19 List.
- 5 Released K **Dominik Eberle** from the practice squad.
- 5 Released RB **Darius Jackson** from the practice squad.
- 6 Placed TE **Jeff Driskel** on the Reserve/COVID-19 List from the Reserve/Injured List.
- 6 Activated LB **Kevin Pierre-Louis** from the Reserve/COVID-19 List.
- 8 Elevated DL **Michael Dwumfour** to the active roster from the practice squad (COVID-19 Replacement).
- 8 Elevated WR **Jalen Camp** to the active roster from the practice squad (Standard Elevation).
- 8 Elevated LB **Connor Strachan** to the active roster from the practice squad (Standard Elevation).
- 10 DL **Michael Dwumfour** reverted back to the practice squad.
- 10 WR **Jalen Camp** reverted back to the practice squad.
- 10 LB **Connor Strachan** reverted back to the practice squad.

2021 NFL STANDINGS



AMERICAN FOOTBALL CONFERENCE

EAST DIVISION

TEAM	W	L	T	PCT	PF	PA	NET PTS	HOME	AWAY	CONF	DIV	STREAK
Buffalo Bills	11	6	0	.647	483	289	194	6-3-0	5-3-0	7-5-0	5-1-0	Won 4
New England Patriots	10	7	0	.588	462	303	159	4-5-0	6-2-0	8-4-0	3-3-0	Lost 1
Miami Dolphins	9	8	0	.529	341	373	-32	6-3-0	3-5-0	6-6-0	4-2-0	Won 1
New York Jets	4	13	0	.235	310	504	-194	3-6-0	1-7-0	4-8-0	0-6-0	Lost 2

NORTH DIVISION

TEAM	W	L	T	PCT	PF	PA	NET PTS	HOME	AWAY	CONF	DIV	STREAK
Cincinnati Bengals	10	7	0	.588	460	376	84	5-4-0	5-3-0	8-4-0	4-2-0	Lost 1
Pittsburgh Steelers	9	7	1	.559	343	398	-55	6-2-1	3-5-0	7-5-0	4-2-0	Won 2
Cleveland Browns	8	9	0	.471	349	371	-22	6-3-0	2-6-0	5-7-0	3-3-0	Won 1
Baltimore Ravens	8	9	0	.471	387	392	-5	5-4-0	3-5-0	5-7-0	1-5-0	Lost 6

SOUTH DIVISION

TEAM	W	L	T	PCT	PF	PA	NET PTS	HOME	AWAY	CONF	DIV	STREAK
Tennessee Titans	12	5	0	.706	419	354	65	7-2-0	5-3-0	8-4-0	5-1-0	Won 3
Indianapolis Colts	9	8	0	.529	451	365	86	4-5-0	5-3-0	7-5-0	3-3-0	Lost 2
Houston Texans	4	13	0	.235	280	452	-172	2-7-0	2-6-0	4-8-0	3-3-0	Lost 2
Jacksonville Jaguars	3	14	0	.176	253	457	-204	3-6-0	0-8-0	3-9-0	1-5-0	Won 1

WEST DIVISION

TEAM	W	L	T	PCT	PF	PA	NET PTS	HOME	AWAY	CONF	DIV	STREAK
Kansas City Chiefs	12	5	0	.706	480	364	116	7-2-0	5-3-0	7-5-0	5-1-0	Won 1
Las Vegas Raiders	10	7	0	.588	374	439	-65	5-4-0	5-3-0	8-4-0	3-3-0	Won 4
Los Angeles Chargers	9	8	0	.529	474	459	15	5-4-0	4-4-0	6-6-0	3-3-0	Lost 1
Denver Broncos	7	10	0	.412	335	322	13	4-5-0	3-5-0	3-9-0	1-5-0	Lost 4

NATIONAL FOOTBALL CONFERENCE

EAST DIVISION

TEAM	W	L	T	PCT	PF	PA	NET PTS	HOME	AWAY	CONF	DIV	STREAK
Dallas Cowboys	12	5	0	.706	530	358	172	5-3-0	7-2-0	10-2-0	6-0-0	Won 1
Philadelphia Eagles	9	8	0	.529	444	385	59	3-5-0	6-3-0	7-5-0	3-3-0	Lost 1
Washington Commanders	7	10	0	.412	335	434	-99	3-5-0	4-5-0	6-6-0	2-4-0	Won 1
New York Giants	4	13	0	.235	258	416	-158	3-5-0	1-8-0	3-9-0	1-5-0	Lost 6

NORTH DIVISION

TEAM	W	L	T	PCT	PF	PA	NET PTS	HOME	AWAY	CONF	DIV	STREAK
Green Bay Packers	13	4	0	.765	450	371	79	8-0-0	5-4-0	9-3-0	4-2-0	Lost 1
Minnesota Vikings	8	9	0	.471	425	426	-1	5-3-0	3-6-0	6-6-0	4-2-0	Won 1
Chicago Bears	6	11	0	.353	311	407	-96	3-5-0	3-6-0	4-8-0	2-4-0	Lost 1
Detroit Lions	3	13	1	.206	325	467	-142	3-5-0	0-8-1	3-9-0	2-4-0	Won 1

SOUTH DIVISION

TEAM	W	L	T	PCT	PF	PA	NET PTS	HOME	AWAY	CONF	DIV	STREAK
Tampa Bay Buccaneers	13	4	0	.765	511	353	158	7-1-0	6-3-0	8-4-0	4-2-0	Won 3
New Orleans Saints	9	8	0	.529	364	335	29	3-5-0	6-3-0	7-5-0	4-2-0	Won 2
Atlanta Falcons	7	10	0	.412	313	459	-146	2-6-0	5-4-0	4-8-0	2-4-0	Lost 2
Carolina Panthers	5	12	0	.294	304	404	-100	2-6-0	3-6-0	3-9-0	2-4-0	Lost 7

WEST DIVISION

TEAM	W	L	T	PCT	PF	PA	NET PTS	HOME	AWAY	CONF	DIV	STREAK
Los Angeles Rams	12	5	0	.706	460	372	88	5-3-0	7-2-0	8-4-0	3-3-0	Lost 1
Arizona Cardinals	11	6	0	.647	449	366	83	3-5-0	8-1-0	7-5-0	4-2-0	Lost 1
San Francisco 49ers	10	7	0	.588	427	365	62	4-4-0	6-3-0	7-5-0	2-4-0	Won 2
Seattle Seahawks	7	10	0	.412	395	366	29	3-5-0	4-5-0	4-8-0	3-3-0	Won 2

2021 GAME SUMMARIES



WEEK 1

Jacksonville Jaguars 21, Houston Texans 37
68,105 NRG Stadium Sep 12, 2021



Jacksonville Jaguars	0	7	7	7	—	21
Houston Texans	14	13	7	3	—	37

Scoring Summary

TEAM	QTR	TIME	SCORING PLAY	JAX	HOU
Texans	1	06:39	M.Ingram 1 yd. run (J.Slye kick) (14-84, 7:02)	0	7
Texans	1	02:25	D.Johnson 7 yd. pass from Ty.Taylor (J.Slye kick) (5-55, 2:14)	0	14
Jaguars	2	12:20	C.Manhertz 22 yd. pass from T.Lawrence (J.Lambo kick) (11-75, 5:05)	7	14
Texans	2	08:07	J.Slye 40 yd. Field Goal (9-54, 4:13)	7	17
Texans	2	00:59	J.Slye 26 yd. Field Goal (5-0, 1:18)	7	20
Texans	2	00:08	D.Amendola 8 yd. pass from Ty.Taylor (J.Slye kick) (4-69, 0:29)	7	27
Texans	3	03:24	P.Lindsay 5 yd. run (J.Slye kick) (9-68, 4:44)	7	34
Jaguars	3	01:48	D.Chark 41 yd. pass from T.Lawrence (J.Lambo kick) (4-75, 1:36)	14	34
Texans	4	11:56	J.Slye 25 yd. Field Goal (7-62, 2:53)	14	37
Jaguars	4	00:05	M.Jones 4 yd. pass from T.Lawrence (J.Lambo kick) (12-85, 2:45)	21	37

Passing

PASSING	ATT	CP	YDS	SK/YD	TD	LG	INT	RTG
Trevor Lawrence	51	28	332	1/13	3	41t	3	70.1
TOTAL	51	28	332	1/13	3	41T	3	70.1

RUSHING	ATT	YDS	AVG	LG	TD
Carlos Hyde	9	44	4.9	13	0
James Robinson	5	25	5.0	7	0
Laviska Shenault Jr.	1	9	9.0	9	0
Trevor Lawrence	1	-2	-2.0	-2	0
TOTAL	16	76	4.8	13	0

RECEIVING	NO	YDS	AVG	LG	TD
Laviska Shenault Jr.	7	50	7.1	14	0
James O'Shaughnessy	6	48	8.0	22	0
Marvin Jones Jr.	5	77	15.4	33	1
DJ Chark Jr.	3	86	28.7	41t	1
James Robinson	3	29	9.7	15	0
Carlos Hyde	2	14	7.0	9	0
Chris Manhertz	1	22	22.0	22t	1
Tyron Johnson	1	6	6.0	6	0
TOTAL	28	332	11.9	41T	3

TOP DEFENSE	TOT	SOLO	AST	SCK	YDS	INT
Myles Jack	9	6	3	0.0	0.0	0
Malcom Brown	7	4	3	0.0	0.0	0
Damien Wilson	7	1	6	0.0	0.0	0

FIELD GOALS	FGM/FGA	PERCENT	RESULTS
Josh Lambo	0-1	0.0	55WL
TOTAL	0-1	0.0	

Passing

PASSING	ATT	CP	YDS	SK/YD	TD	LG	INT	RTG
Tyrod Taylor	33	21	291	1/2	2	52	0	112.1
TOTAL	33	21	291	1/2	2	52	0	112.1

RUSHING	ATT	YDS	AVG	LG	TD
Mark Ingram II	26	85	3.3	11	1
Tyrod Taylor	4	40	10.0	29	0
Phillip Lindsay	8	25	3.1	8	1
David Johnson	3	10	3.3	5	0
TOTAL	41	160	3.9	29	2

RECEIVING	NO	YDS	AVG	LG	TD
Brandin Cooks	5	132	26.4	52	0
Danny Amendola	5	34	6.8	8t	1
Pharaoh Brown	4	67	16.8	29	0
David Johnson	3	18	6.0	9	1
Chris Conley	2	27	13.5	17	0
Nico Collins	1	7	7.0	7	0
Rex Burkhead	1	6	6.0	6	0
TOTAL	21	291	13.9	52	2

TOP DEFENSE	TOT	SOLO	AST	SCK	YDS	INT
Desmond King II	8	5	3	0.0	0.0	0
Zach Cunningham	7	3	4	0.0	0.0	0
Christian Kirksey	6	5	1	0.0	0.0	1

FIELD GOALS	FGM/FGA	PERCENT	RESULTS
Joey Slye	3-3	100.0	40G, 26G, 25G
TOTAL	3-3	100.0	

Team Statistics

	Jaguars	Texans
First Downs	20	22
3rd-Down Eff. (Made/Att/Pct)	3/11/27%	12/21/57%
4th-Down Eff. (Made/Att/Pct)	1/1/100%	0/0/0%
Total Net Yards	395	449
Total Plays	68	75
Yards Per Play	5.8	6.0
Rushes/Net Yards	16/76	41/160
Net Passing	319	289
Pass Attempts/Completions	51/28	33/21
Had Intercepted	3	0
Sacked/Yards Lost	1/13	1/2
Punts/Average	6/49.5	6/44.3
Penalties/Yards	10/82	5/50
Fumbles/Lost	1/0	1/0
Possession Time	24:56	35:04

2021 GAME SUMMARIES



WEEK 2

Houston Texans 21, Cleveland Browns 31
67,431 FirstEnergy Stadium Sep 19, 2021



Houston Texans	7	7	0	7	—	21
Cleveland Browns	7	7	10	7	—	31

Scoring Summary

TEAM	QTR	TIME	SCORING PLAY	HOU	CLE
Browns	1	09:56	A.Janovich 1 yd. run (C.McLaughlin kick) (4-35, 2:02)	0	7
Texans	1	05:18	P.Lindsay 22 yd. pass from Ty.Taylor (J.Slye kick) (8-84, 4:38)	7	7
Texans	2	07:06	Ty.Taylor 15 yd. run (J.Slye kick) (6-47, 2:38)	14	7
Browns	2	01:14	B.Mayfield 5 yd. run (C.McLaughlin kick) (10-75, 5:52)	14	14
Browns	3	07:50	D.Felton 33 yd. pass from B.Mayfield (C.McLaughlin kick) (7-72, 5:52)	14	21
Browns	3	04:40	C.McLaughlin 30 yd. Field Goal (4-6, 1:37)	14	24
Texans	4	11:32	B.Cooks 2 yd. pass from D.Mills (J.Slye kick) (16-75, 8:08)	21	24
Browns	4	05:52	N.Chubb 26 yd. run (C.McLaughlin kick) (9-82, 5:40)	21	31

Passing

PASSING	ATT	CP	YDS	SK/YD	TD	LG	INT	RTG
Tyrod Taylor	11	10	125	0/0	1	32	0	144.3
Davis Mills	18	8	102	1/7	1	35	1	58.1
TOTAL	29	18	227	1/7	2	35	1	95.0

RUSHING	ATT	YDS	AVG	LG	TD
Mark Ingram II	14	41	2.9	8	0
David Johnson	6	25	4.2	8	0
Tyrod Taylor	1	15	15.0	15t	1
Phillip Lindsay	5	2	0.4	5	0
Davis Mills	2	-1	-0.5	2	0
TOTAL	28	82	2.9	15T	1

RECEIVING	NO	YDS	AVG	LG	TD
Brandin Cooks	9	78	8.7	22	1
David Johnson	2	22	11.0	14	0
Andre Roberts	1	35	35.0	35	0
Nico Collins	1	32	32.0	32	0
Phillip Lindsay	1	22	22.0	22t	1
Jordan Akins	1	17	17.0	17	0
Chris Conley	1	13	13.0	13	0
Danny Amendola	1	9	9.0	9	0
Mark Ingram II	1	-1	-1.0	-1	0
TOTAL	18	227	12.6	35	2

TOP DEFENSE	TOT	SOLO	AST	SCK	YDS	INT
Kamu Grugier-Hill	9	6	3	1.0	4.0	0
Zach Cunningham	7	2	5	0.0	0.0	0
Christian Kirksey	6	4	2	0.0	0.0	0

FIELD GOALS	FGM/FGA	PERCENT	RESULTS
Joey Slye	0-1	0.0	41B
TOTAL	0-1	0.0	

Passing

PASSING	ATT	CP	YDS	SK/YD	TD	LG	INT	RTG
Baker Mayfield	21	19	213	2/14	1	33t	1	105.0
TOTAL	21	19	213	2/14	1	33T	1	105.0

RUSHING	ATT	YDS	AVG	LG	TD
Nick Chubb	11	95	8.6	26t	1
Kareem Hunt	13	51	3.9	13	0
Baker Mayfield	8	10	1.3	5t	1
Andy Janovich	2	0	0.0	1t	1
TOTAL	34	156	4.6	26T	3

RECEIVING	NO	YDS	AVG	LG	TD
Austin Hooper	5	40	8.0	13	0
Harrison Bryant	4	49	12.3	29	0
Demetric Felton	2	51	25.5	33t	1
Rashard Higgins	2	27	13.5	14	0
David Njoku	2	18	9.0	11	0
Donovan Peoples-Jones	1	14	14.0	14	0
Jarvis Landry	1	9	9.0	9	0
Nick Chubb	1	3	3.0	3	0
Kareem Hunt	1	2	2.0	2	0
TOTAL	19	213	11.2	33T	1

TOP DEFENSE	TOT	SOLO	AST	SCK	YDS	INT
Malcolm Smith	8	5	3	0.0	0.0	1
Ronnie Harrison Jr.	7	5	2	0.0	0.0	0
Grant Delpit	6	3	3	1.0	7.0	0

FIELD GOALS	FGM/FGA	PERCENT	RESULTS
Chase McLaughlin	1-1	100.0	30G
TOTAL	1-1	100.0	

Team Statistics

	Texans	Browns
First Downs	17	22
3rd-Down Eff. (Made/Att/Pct)	8/14/57%	4/9/44%
4th-Down Eff. (Made/Att/Pct)	0/0/0%	0/0/0%
Total Net Yards	302	355
Total Plays	58	57
Yards Per Play	5.2	6.2
Rushes/Net Yards	28/82	34/156
Net Passing	220	199
Pass Attempts/Completions	29/18	21/19
Had Intercepted	1	1
Sacked/Yards Lost	1/7	2/14
Punts/Average	4/52.3	2/40.0
Penalties/Yards	9/78	5/62
Fumbles/Lost	2/1	3/1
Possession Time	24:55	35:05

2021 GAME SUMMARIES



WEEK 3

Carolina Panthers 24, Houston Texans 9
68,320 NRG Stadium Sep 23, 2021



Carolina Panthers 7 0 7 10 — 24
Houston Texans 0 6 0 3 — 9

Scoring Summary

TEAM	QTR	TIME	SCORING PLAY	CAR	HOU
Panthers	1	06:36	S.Darnold 5 yd. run (Z.Gonzalez kick) (10-88, 6:00)	7	0
Texans	2	00:25	A.Miller 1 yd. pass from D.Mills (kick failed, wr) (7-64, 1:12)	7	6
Panthers	3	06:20	T.Tremble 7 yd. run (Z.Gonzalez kick) (9-91, 4:17)	14	6
Panthers	4	12:44	Z.Gonzalez 21 yd. Field Goal (10-56, 6:31)	17	6
Texans	4	09:09	J.Slye 53 yd. Field Goal (8-40, 3:35)	17	9
Panthers	4	04:07	S.Darnold 1 yd. run (Z.Gonzalez kick) (12-75, 5:02)	24	9

Carolina Panthers Passing

PASSING	ATT	CP	YDS	SK/YD	TD	LG	INT	RTG
Sam Darnold	34	23	304	3/14	0	30	0	95.7
TOTAL	34	23	304	3/14	0	30	0	95.7

RUSHING	ATT	YDS	AVG	LG	TD
Chuba Hubbard	11	52	4.7	14	0
Christian McCaffrey	7	31	4.4	10	0
Royce Freeman	5	17	3.4	13	0
Sam Darnold	8	11	1.4	5t	2
Tommy Tremble	1	7	7.0	7t	1
DJ Moore	1	-1	-1.0	-1	0
TOTAL	33	117	3.5	14	3

RECEIVING	NO	YDS	AVG	LG	TD
DJ Moore	8	126	15.8	29	0
Terrace Marshall Jr.	4	48	12.0	23	0
Chuba Hubbard	3	27	9.0	10	0
Dan Arnold	2	23	11.5	12	0
Christian McCaffrey	2	9	4.5	8	0
Tommy Tremble	1	30	30.0	30	0
Alex Erickson	1	25	25.0	25	0
Robbie Anderson	1	8	8.0	8	0
Royce Freeman	1	8	8.0	8	0
TOTAL	23	304	13.2	30	0

TOP DEFENSE	TOT	SOLO	AST	SCK	YDS	INT
Donte Jackson	6	5	1	0.0	0.0	0
Shaq Thompson	6	5	1	0.0	0.0	0
Jeremy Chinn	5	3	2	0.0	0.0	0

FIELD GOALS	FGM/FGA	PERCENT	RESULTS
Zane Gonzalez	1-1	100.0	21G
TOTAL	1-1	100.0	

Houston Texans Passing

PASSING	ATT	CP	YDS	SK/YD	TD	LG	INT	RTG
Davis Mills	28	19	168	4/17	1	30	0	95.5
TOTAL	28	19	168	4/17	1	30	0	95.5

RUSHING	ATT	YDS	AVG	LG	TD
Mark Ingram II	6	21	3.5	6	0
David Johnson	2	11	5.5	7	0
Phillip Lindsay	7	5	0.7	3	0
Brandin Cooks	1	5	5.0	5	0
Davis Mills	1	0	0.0	0	0
TOTAL	17	42	2.5	7	0

RECEIVING	NO	YDS	AVG	LG	TD
Brandin Cooks	9	112	12.4	30	0
Jordan Akins	4	32	8.0	12	0
Anthony Miller	4	20	5.0	10	1
Rex Burkhead	1	5	5.0	5	0
Mark Ingram II	1	-1	-1.0	-1	0
TOTAL	19	168	8.8	30	1

TOP DEFENSE	TOT	SOLO	AST	SCK	YDS	INT
Zach Cunningham	14	6	8	0.0	0.0	0
Christian Kirksey	10	7	3	0.0	0.0	0
Vernon Hargreaves III	8	6	2	0.0	0.0	0

FIELD GOALS	FGM/FGA	PERCENT	RESULTS
Joey Slye	1-1	100.0	53G
TOTAL	1-1	100.0	

Team Statistics

	Panthers	Texans
First Downs	28	14
3rd-Down Eff. (Made/Att/Pct)	5/11/45%	1/9/11%
4th-Down Eff. (Made/Att/Pct)	0/1/0%	0/1/0%
Total Net Yards	407	193
Total Plays	70	49
Yards Per Play	5.8	3.9
Rushes/Net Yards	33/117	17/42
Net Passing	290	151
Pass Attempts/Completions	34/23	28/19
Had Intercepted	0	0
Sacked/Yards Lost	3/14	4/17
Punts/Average	3/37.0	6/44.5
Penalties/Yards	8/64	7/51
Fumbles/Lost	2/0	2/0
Possession Time	35:45	24:15

2021 GAME SUMMARIES



WEEK 4

Houston Texans 0, Buffalo Bills 40
68,087 Highmark Stadium Oct 3, 2021



Houston Texans 0 0 0 0 — 0
Buffalo Bills 7 9 3 21 — 40

Scoring Summary

TEAM	QTR	TIME	SCORING PLAY	HOU	BUF
Bills	1	01:59	D.Knox 25 yd. pass from J.Allen (T.Bass kick) (9-69, 5:02)	0	7
Bills	2	13:05	T.Bass 33 yd. Field Goal (5-35, 1:55)	0	10
Bills	2	07:12	T.Bass 26 yd. Field Goal (7-41, 3:31)	0	13
Bills	2	00:23	T.Bass 21 yd. Field Goal (8-41, 1:17)	0	16
Bills	3	08:45	T.Bass 28 yd. Field Goal (12-65, 6:15)	0	19
Bills	4	13:29	D.Knox 1 yd. pass from J.Allen (T.Bass kick) (11-84, 6:49)	0	26
Bills	4	10:44	Z.Moss 4 yd. run (T.Bass kick) (4-27, 2:15)	0	33
Bills	4	03:36	M.Trubisky 4 yd. run (T.Bass kick) (7-53, 4:27)	0	40

Passing

PASSING	ATT	CP	YDS	SK/YD	TD	LG	INT	RTG
Davis Mills	21	11	87	3/26	0	16	4	23.4
TOTAL	21	11	87	3/26	0	16	4	23.4

Passing

PASSING	ATT	CP	YDS	SK/YD	TD	LG	INT	RTG
Josh Allen	30	20	248	1/5	2	37	1	100.4
Mitchell Trubisky	1	1	8	0/0	0	8	0	100.0
TOTAL	31	21	256	1/5	2	37	1	101.0

RUSHING	ATT	YDS	AVG	LG	TD
Mark Ingram II	6	24	4.0	12	0
David Johnson	5	21	4.2	10	0
Jordan Akins	1	3	3.0	3	0
Davis Mills	1	2	2.0	2	0
Phillip Lindsay	4	-1	-0.3	2	0
Rex Burkhead	1	-1	-1.0	-1	0
TOTAL	18	48	2.7	12	0

RUSHING	ATT	YDS	AVG	LG	TD
Devin Singletary	14	79	5.6	15	0
Zack Moss	14	61	4.4	17	1
Josh Allen	6	41	6.8	16	0
Mitchell Trubisky	4	10	2.5	8	1
Emmanuel Sanders	1	7	7.0	7	0
Reggie Gilliam	1	1	1.0	1	0
TOTAL	40	199	5.0	17	2

RECEIVING	NO	YDS	AVG	LG	TD
Brandin Cooks	5	47	9.4	16	0
David Johnson	3	27	9.0	12	0
Pharaoh Brown	1	6	6.0	6	0
Jordan Akins	1	4	4.0	4	0
Anthony Miller	1	3	3.0	3	0
TOTAL	11	87	7.9	16	0

RECEIVING	NO	YDS	AVG	LG	TD
Stefon Diggs	7	114	16.3	37	0
Emmanuel Sanders	5	74	14.8	21	0
Dawson Knox	5	37	7.4	25t	2
Cole Beasley	2	16	8.0	9	0
Reggie Gilliam	1	8	8.0	8	0
Devin Singletary	1	7	7.0	7	0
TOTAL	21	256	12.2	37	2

TOP DEFENSE	TOT	SOLO	AST	SCK	YDS	INT
Desmond King II	9	8	1	0.0	0.0	0
Lonnie Johnson Jr.	8	5	3	0.0	0.0	1
Kamu Grugier-Hill	7	4	3	0.0	0.0	0

TOP DEFENSE	TOT	SOLO	AST	SCK	YDS	INT
Tremaine Edmunds	6	4	2	0.0	0.0	1
Cam Lewis	5	2	3	0.0	0.0	0
Ed Oliver	4	3	1	0.0	0.0	0

FIELD GOALS	FGM/FGA	PERCENT	RESULTS
	No Field Goals		

FIELD GOALS	FGM/FGA	PERCENT	RESULTS
Tyler Bass	4-4	100.0	33G, 26G, 21G, 28G
TOTAL	4-4	100.0	

Team Statistics

	Texans	Bills
First Downs	6	26
3rd-Down Eff. (Made/Att/Pct)	1/9/11%	5/12/42%
4th-Down Eff. (Made/Att/Pct)	1/2/50%	1/2/50%
Total Net Yards	109	450
Total Plays	42	72
Yards Per Play	2.6	6.3
Rushes/Net Yards	18/48	40/199
Net Passing	61	251
Pass Attempts/Completions	21/11	31/21
Had Intercepted	4	1
Sacked/Yards Lost	3/26	1/5
Punts/Average	5/50.2	1/44.0
Penalties/Yards	10/100	3/30
Fumbles/Lost	2/1	3/0
Possession Time	21:45	38:15

2021 GAME SUMMARIES



25

WEEK 5

New England Patriots 25, Houston Texans 22

68,450 NRG Stadium Oct 10, 2021



22

New England Patriots	0	9	6	10	—	25
Houston Texans	6	9	7	0	—	22

Scoring

TEAM	QTR	TIME	SCORING PLAY	NE	HOU
Texans	1	04:54	A.Auclair 11 yd. pass from D.Mills (kick failed, wr) (18-79,10:06)	0	6
Patriots	2	14:17	D.Harris 1 yd. run (kick failed, wl) (10-60, 5:37)	6	6
Texans	2	12:56	C.Moore 67 yd. pass from D.Mills (kick failed, wl) (3-75, 1:21)	6	12
Texans	2	01:37	K.Fairbairn 33 yd. Field Goal (15-65, 7:11)	6	15
Patriots	2	00:02	N.Folk 52 yd. Field Goal (9-42, 1:35)	9	15
Texans	3	13:31	C.Conley 37 yd. pass from D.Mills (K.Fairbairn kick) (2-44, 0:42)	9	22
Patriots	3	08:25	N.Folk 52 yd. Field Goal (4-3, 1:57)	12	22
Patriots	3	01:50	N.Folk 32 yd. Field Goal (7-47, 3:58)	15	22
Patriots	4	09:31	H.Henry 13 yd. pass from M.Jones (N.Folk kick) (7-54, 3:54)	22	22
Patriots	4	00:15	N.Folk 21 yd. Field Goal (15-84, 7:00)	25	22

Passing

PASSING	ATT	CP	YDS	SK/YD	TD	LG	INT	RTG
Mac Jones	30	23	231	1/5	1	24	1	95.3
TOTAL	30	23	231	1/5	1	24	1	95.3

RUSHING	ATT	YDS	AVG	LG	TD
Damien Harris	14	58	4.1	15	1
Brandon Bolden	2	25	12.5	24	0
Rhamondre Stevenson	11	23	2.1	9	0
Kendrick Bourne	1	12	12.0	12	0
Jonnu Smith	1	5	5.0	5	0
Mac Jones	1	3	3.0	3	0
TOTAL	30	126	4.2	24	1

RECEIVING	NO	YDS	AVG	LG	TD
Hunter Henry	6	75	12.5	21	1
Jakobi Meyers	4	56	14.0	24	0
Brandon Bolden	4	6	1.5	3	0
Nelson Agholor	3	32	10.7	20	0
Kendrick Bourne	3	26	8.7	15	0
Jonnu Smith	2	27	13.5	23	0
N'Keal Harry	1	9	9.0	9	0
TOTAL	23	231	10.0	24	1

TOP DEFENSE	TOT	SOLO	AST	SCK	YDS	INT
Kyle Dugger	10	5	5	0.0	0.0	0
Adrian Phillips	7	4	3	0.0	0.0	0
Dont'a Hightower	5	4	1	0.0	0.0	0

FIELD GOALS	FGM/FGA	PERCENT	RESULTS
Nick Folk	4-4	100.0	52G, 52G, 32G, 21G
TOTAL	4-4	100.0	

Passing

PASSING	ATT	CP	YDS	SK/YD	TD	LG	INT	RTG
Davis Mills	29	21	312	3/19	3	67t	0	141.7
TOTAL	29	21	312	3/19	3	67T	0	141.7

RUSHING	ATT	YDS	AVG	LG	TD
Mark Ingram II	16	41	2.6	8	0
Phillip Lindsay	5	19	3.8	10	0
David Johnson	2	5	2.5	3	0
Davis Mills	1	2	2.0	2	0
TOTAL	24	67	2.8	10	0

RECEIVING	NO	YDS	AVG	LG	TD
Chris Moore	5	109	21.8	67t	1
David Johnson	5	46	9.2	16	0
Chris Conley	3	84	28.0	40	1
Brandin Cooks	3	23	7.7	14	0
Pharaoh Brown	2	22	11.0	15	0
Jordan Akins	2	17	8.5	9	0
Antony Auclair	1	11	11.0	11t	1
TOTAL	21	312	14.9	67T	3

TOP DEFENSE	TOT	SOLO	AST	SCK	YDS	INT
Christian Kirksey	10	4	6	0.0	0.0	0
Desmond King II	8	5	3	0.0	0.0	0
Terrance Mitchell	7	6	1	0.0	0.0	0

FIELD GOALS	FGM/FGA	PERCENT	RESULTS
Ka'imi Fairbairn	1-2	50.0	33G, 56WR
TOTAL	1-2	50.0	

Team Statistics

	Patriots	Texans
First Downs	21	14
3rd-Down Eff. (Made/Att/Pct)	6/11/55%	6/14/43%
4th-Down Eff. (Made/Att/Pct)	0/0/0%	3/3/100%
Total Net Yards	352	360
Total Plays	61	56
Yards Per Play	5.8	6.4
Rushes/Net Yards	30/126	24/67
Net Passing	226	293
Pass Attempts/Completions	30/23	29/21
Had Intercepted	1	0
Sacked/Yards Lost	1/5	3/19
Punts/Average	1/58.0	3/33.0
Penalties/Yards	5/27	8/70
Fumbles/Lost	1/1	1/1
Possession Time	30:44	29:16

2021 GAME SUMMARIES



WEEK 6

Houston Texans 3, Indianapolis Colts 31
57,947 Lucas Oil Stadium Oct 17, 2021



Houston Texans	0	3	0	0	—	3
Indianapolis Colts	7	3	14	7	—	31

Scoring Summary

TEAM	QTR	TIME	SCORING PLAY	HOU	IND
Colts	1	01:52	P.Campbell 51 yd. pass from C.Wentz (M.Badgley kick) (7-92, 3:18)	0	7
Colts	2	12:59	M.Badgley 41 yd. Field Goal (6-59, 1:56)	0	10
Texans	2	06:16	K.Fairbairn 31 yd. Field Goal (13-62, 6:43)	3	10
Colts	3	11:50	M.Alie-Cox 28 yd. pass from C.Wentz (M.Badgley kick) (2-28, 0:46)	3	17
Colts	3	06:37	J.Taylor 4 yd. run (M.Badgley kick) (4-88, 2:16)	3	24
Colts	4	04:47	J.Taylor 11 yd. run (M.Badgley kick) (9-63, 5:21)	3	31

Passing

PASSING	ATT	CP	YDS	SK/YD	TD	LG	INT	RTG
Davis Mills	43	29	243	2/14	0	20	2	62.5
TOTAL	43	29	243	2/14	0	20	2	62.5

Passing

PASSING	ATT	CP	YDS	SK/YD	TD	LG	INT	RTG
Carson Wentz	20	11	223	2/9	2	52	0	127.7
TOTAL	20	11	223	2/9	2	52	0	127.7

RUSHING	ATT	YDS	AVG	LG	TD
Mark Ingram II	18	73	4.1	24	0
Phillip Lindsay	7	39	5.6	35	0
David Johnson	2	7	3.5	6	0
Davis Mills	2	5	2.5	3	0
TOTAL	29	124	4.3	35	0

RUSHING	ATT	YDS	AVG	LG	TD
Jonathan Taylor	14	145	10.4	83	2
Nyheim Hines	4	13	3.3	7	0
Marlon Mack	5	12	2.4	8	0
Michael Pittman Jr.	1	3	3.0	3	0
Carson Wentz	2	1	0.5	2	0
TOTAL	26	174	6.7	83	2

RECEIVING	NO	YDS	AVG	LG	TD
Brandin Cooks	9	89	9.9	20	0
Nico Collins	4	44	11.0	18	0
Jordan Akins	4	41	10.3	13	0
Chris Moore	4	14	3.5	11	0
Phillip Lindsay	2	15	7.5	9	0
Pharaoh Brown	2	8	4.0	5	0
Mark Ingram II	2	8	4.0	5	0
David Johnson	1	14	14.0	14	0
Chris Conley	1	10	10.0	10	0
TOTAL	29	243	8.4	20	0

RECEIVING	NO	YDS	AVG	LG	TD
T.Y. Hilton	4	80	20.0	52	0
Michael Pittman Jr.	2	35	17.5	18	0
Parris Campbell	1	51	51.0	51t	1
Mo Alie-Cox	1	28	28.0	28t	1
Jonathan Taylor	1	13	13.0	13	0
Nyheim Hines	1	9	9.0	9	0
Ashton Dulin	1	7	7.0	7	0
TOTAL	11	223	20.3	52	2

TOP DEFENSE	TOT	SOLO	AST	SCK	YDS	INT
Kamu Grugier-Hill	7	4	3	0.0	0.0	0
Jonathan Greenard	6	5	1	2.0	9.0	0
Lonnie Johnson Jr.	5	3	2	0.0	0.0	0

TOP DEFENSE	TOT	SOLO	AST	SCK	YDS	INT
Bobby Okereke	14	9	5	0.0	0.0	0
Kenny Moore II	9	9	0	0.0	0.0	0
Khari Willis	9	5	4	1.0	5.0	0

FIELD GOALS	FGM/FGA	PERCENT	RESULTS
Ka'imi Fairbairn	1-1	100.0	31G
TOTAL	1-1	100.0	

FIELD GOALS	FGM/FGA	PERCENT	RESULTS
Michael Badgley	1-1	100.0	41G
TOTAL	1-1	100.0	

Team Statistics

	Texans	Colts
First Downs	19	15
3rd-Down Eff. (Made/Att/Pct)	9/17/53%	3/10/30%
4th-Down Eff. (Made/Att/Pct)	1/2/50%	1/1/100%
Total Net Yards	353	388
Total Plays	74	48
Yards Per Play	4.8	8.1
Rushes/Net Yards	29/124	26/174
Net Passing	229	214
Pass Attempts/Completions	43/29	20/11
Had Intercepted	2	0
Sacked/Yards Lost	2/14	2/9
Punts/Average	5/42.4	5/43.4
Penalties/Yards	4/25	2/10
Fumbles/Lost	1/1	0/0
Possession Time	34:33	25:27

2021 GAME SUMMARIES



WEEK 7

Houston Texans 5, Arizona Cardinals 31
60,297 State Farm Stadium Oct 24, 2021



Houston Texans 2 3 0 0 — 5
Arizona Cardinals 0 17 7 7 — 31

Scoring Summary

TEAM	QTR	TIME	SCORING PLAY	HOU	ARI
Texans	1	02:58	K.Murray tackled in end zone by J.Martin for a Safety	2	0
Texans	2	14:55	K.Fairbairn 53 yd. Field Goal (5-25, 3:03)	5	0
Cardinals	2	09:01	D.Hopkins 1 yd. pass from K.Murray (M.Prater kick) (14-75, 5:54)	5	7
Cardinals	2	02:45	C.Kirk 5 yd. pass from K.Murray (M.Prater kick) (6-49, 2:58)	5	14
Cardinals	2	00:05	M.Prater 31 yd. Field Goal (8-61, 1:32)	5	17
Cardinals	3	07:58	Z.Ertz 47 yd. pass from K.Murray (M.Prater kick) (7-88, 3:33)	5	24
Cardinals	4	10:22	J.Conner 18 yd. run (M.Prater kick) (7-63, 3:53)	5	31

Passing

PASSING	ATT	CP	YDS	SK/YD	TD	LG	INT	RTG
Davis Mills	32	23	135	2/17	0	22	0	79.6
TOTAL	32	23	135	2/17	0	22	0	79.6

RUSHING	ATT	YDS	AVG	LG	TD
David Johnson	7	25	3.6	13	0
Mark Ingram II	6	9	1.5	4	0
Phillip Lindsay	2	8	4.0	4	0
TOTAL	15	42	2.8	13	0

RECEIVING	NO	YDS	AVG	LG	TD
David Johnson	5	27	5.4	10	0
Brandin Cooks	5	21	4.2	18	0
Mark Ingram II	3	18	6.0	10	0
Danny Amendola	3	17	5.7	10	0
Pharaoh Brown	3	11	3.7	5	0
Nico Collins	2	28	14.0	22	0
Jordan Akins	2	13	6.5	8	0
TOTAL	23	135	5.9	22	0

TOP DEFENSE	TOT	SOLO	AST	SCK	YDS	INT
Lonnie Johnson Jr.	9	6	3	0.0	0.0	1
Christian Kirksey	8	4	4	0.0	0.0	0
Justin Reid	7	4	3	0.0	0.0	0

FIELD GOALS	FGM/FGA	PERCENT	RESULTS
Ka'imi Fairbairn	1-1	100.0	53G
TOTAL	1-1	100.0	

Passing

PASSING	ATT	CP	YDS	SK/YD	TD	LG	INT	RTG
Kyler Murray	28	20	261	4/36	3	47t	1	121.3
TOTAL	28	20	261	4/36	3	47T	1	121.3

RUSHING	ATT	YDS	AVG	LG	TD
Chase Edmonds	15	81	5.4	16	0
James Conner	10	64	6.4	18t	1
Kyler Murray	6	10	1.7	7	0
Eno Benjamin	2	7	3.5	8	0
Jonathan Ward	1	7	7.0	7	0
Zach Ertz	1	4	4.0	4	0
Colt McCoy	2	-1	-0.5	0	0
TOTAL	37	172	4.6	18T	1

RECEIVING	NO	YDS	AVG	LG	TD
DeAndre Hopkins	7	53	7.6	15	1
Christian Kirk	4	50	12.5	19	1
Zach Ertz	3	66	22.0	47t	1
A.J. Green	3	66	22.0	41	0
Rondale Moore	2	17	8.5	16	0
Chase Edmonds	1	9	9.0	9	0
TOTAL	20	261	13.1	47T	3

TOP DEFENSE	TOT	SOLO	AST	SCK	YDS	INT
Isaiah Simmons	7	4	3	0.0	0.0	0
Marco Wilson	5	5	0	0.0	0.0	0
Jalen Thompson	5	4	1	0.0	0.0	0

FIELD GOALS	FGM/FGA	PERCENT	RESULTS
Matt Prater	1-1	100.0	31G
TOTAL	1-1	100.0	

Team Statistics

	Texans	Cardinals
First Downs	8	24
3rd-Down Eff. (Made/Att/Pct)	2/13/15%	6/12/50%
4th-Down Eff. (Made/Att/Pct)	0/2/0%	1/1/100%
Total Net Yards	160	397
Total Plays	49	69
Yards Per Play	3.3	5.8
Rushes/Net Yards	15/42	37/172
Net Passing	118	225
Pass Attempts/Completions	32/23	28/20
Had Intercepted	0	1
Sacked/Yards Lost	2/17	4/36
Punts/Average	7/49.1	4/49.8
Penalties/Yards	8/80	7/54
Fumbles/Lost	1/1	1/0
Possession Time	25:57	34:03

2021 GAME SUMMARIES



WEEK 8

Los Angeles Rams 38, Houston Texans 22
66,013 NRG Stadium Oct 31, 2021



Los Angeles Rams 7 17 14 0 — 38
Houston Texans 0 0 0 22 — 22

Scoring Summary

TEAM	QTR	TIME	SCORING PLAY	LAR	HOU
Rams	1	09:33	D.Henderson 3 yd. pass from M.Stafford (M.Gay kick) (11-75, 5:28)	7	0
Rams	2	08:51	M.Gay 27 yd. Field Goal (10-56, 4:32)	10	0
Rams	2	06:09	R.Woods 2 yd. pass from M.Stafford (M.Gay kick) (4-12, 1:55)	17	0
Rams	2	00:30	D.Henderson 1 yd. run (M.Gay kick) (7-79, 3:19)	24	0
Rams	3	07:55	C.Kupp 11 yd. pass from M.Stafford (M.Gay kick) (3-79, 1:31)	31	0
Rams	3	00:02	R.Woods 16 yd. run (M.Gay kick) (9-77, 5:52)	38	0
Texans	4	08:08	R.Burkhead 1 yd. run (K.Fairbairn kick) (10-60, 3:55)	38	7
Texans	4	05:00	B.Cooks 45 yd. pass from D.Mills (K.Fairbairn kick) (4-62, 1:23)	38	14
Texans	4	02:35	B.Jordan 9 yd. pass from D.Mills (D.Mills run) (6-50, 2:25)	38	22

Passing

PASSING	ATT	CP	YDS	SK/YD	TD	LG	INT	RTG
Matthew Stafford	32	21	305	0/0	3	68	0	127.7
John Wolford	2	1	5	1/8	0	5	0	56.2
TOTAL	34	22	310	1/8	3	68	0	123.4

RUSHING	ATT	YDS	AVG	LG	TD
Darrell Henderson Jr.	14	90	6.4	19	1
Sony Michel	9	42	4.7	14	0
Robert Woods	3	22	7.3	16t	1
Buddy Howell	5	11	2.2	4	0
TOTAL	31	165	5.3	19	2

RECEIVING	NO	YDS	AVG	LG	TD
Cooper Kupp	7	115	16.4	52	1
Van Jefferson	3	88	29.3	68	0
Robert Woods	3	35	11.7	28	1
Ben Skowronek	3	30	10.0	20	0
Tyler Higbee	3	25	8.3	11	0
Sony Michel	2	14	7.0	11	0
Darrell Henderson Jr.	1	3	3.0	3t	1
TOTAL	22	310	14.1	68	3

TOP DEFENSE	TOT	SOLO	AST	SCK	YDS	INT
Ernest Jones	9	7	2	0.5	2.5	1
Dont'e Deayon	7	6	1	0.0	0.0	0
Troy Reeder	7	3	4	0.0	0.0	0

FIELD GOALS	FGM/FGA	PERCENT	RESULTS
Matt Gay	1-1	100.0	27G
TOTAL	1-1	100.0	

Passing

PASSING	ATT	CP	YDS	SK/YD	TD	LG	INT	RTG
Davis Mills	38	29	310	5/31	2	45t	1	106.2
Rex Burkhead	1	0	0	0/0	0	0	0	39.6
TOTAL	39	29	310	5/31	2	45T	1	103.6

RUSHING	ATT	YDS	AVG	LG	TD
Rex Burkhead	4	21	5.3	14	1
Scottie Phillips	5	11	2.2	4	0
Phillip Lindsay	3	8	2.7	5	0
David Johnson	2	4	2.0	4	0
TOTAL	14	44	3.1	14	1

RECEIVING	NO	YDS	AVG	LG	TD
Brandin Cooks	6	83	13.8	45t	1
Jordan Akins	5	53	10.6	31	0
Nico Collins	4	55	13.8	26	0
Brevin Jordan	3	41	13.7	23	1
Rex Burkhead	3	27	9.0	10	0
Chris Moore	2	16	8.0	8	0
Scottie Phillips	2	9	4.5	8	0
Danny Amendola	2	3	1.5	3	0
Chris Conley	1	24	24.0	24	0
David Johnson	1	-1	-1.0	-1	0
TOTAL	29	310	10.7	45T	2

TOP DEFENSE	TOT	SOLO	AST	SCK	YDS	INT
Justin Reid	10	5	5	0.0	0.0	0
Vernon Hargreaves III	7	6	1	0.0	0.0	0
Tavierre Thomas	7	2	5	0.0	0.0	0

FIELD GOALS	FGM/FGA	PERCENT	RESULTS
Ka'imi Fairbairn	0-1	0.0	45WR
TOTAL	0-1	0.0	

Team Statistics

	Rams	Texans
First Downs	26	18
3rd-Down Eff. (Made/Att/Pct)	4/11/36%	4/12/33%
4th-Down Eff. (Made/Att/Pct)	0/1/0%	0/0/0%
Total Net Yards	467	323
Total Plays	66	58
Yards Per Play	7.1	5.6
Rushes/Net Yards	31/165	14/44
Net Passing	302	279
Pass Attempts/Completions	34/22	39/29
Had Intercepted	0	1
Sacked/Yards Lost	1/8	5/31
Punts/Average	4/44.5	7/52.0
Penalties/Yards	3/20	6/38
Fumbles/Lost	0/0	2/0
Possession Time	33:35	26:25

2021 GAME SUMMARIES



WEEK 9

Houston Texans 9, Miami Dolphins 17
60,232 🦋 Hard Rock Stadium 🦋 Nov 7, 2021



Houston Texans 0 6 0 3 — 9
Miami Dolphins 7 10 0 0 — 17

n^j nd b; ndy`n

TEAM	QTR	TIME	SCORING PLAY	HOU	MIA
Dolphins	1	04:37	M.Gaskin 6 yd. run (J.Sanders kick) (12-80, 6:03)	0	7
Texans	2	09:48	K.Fairbairn 31 yd. Field Goal (7-20, 3:21)	3	7
Texans	2	04:32	K.Fairbairn 40 yd. Field Goal (4-1, 0:58)	6	7
Dolphins	2	01:08	J.Sanders 42 yd. Field Goal (10-51, 3:24)	6	10
Dolphins	2	00:29	M.Hollins 5 yd. pass from J.Brissett (J.Sanders kick) (4-26, 0:24)	6	17
Texans	4	11:32	K.Fairbairn 20 yd. Field Goal (14-92, 5:40)	9	17

cj pnoj i ;o`s\i n

PASSING	ATT	CP	YDS	SK/YD	TD	LG	INT	RTG
Tyrod Taylor	43	24	240	5/41	0	39	3	42.8
Danny Amendola	1	0	0	0/0	0	0	0	39.6
TOTAL	44	24	240	5/41	0	39	3	41.9

RUSHING	ATT	YDS	AVG	LG	TD
Phillip Lindsay	8	28	3.5	9	0
Tyrod Taylor	3	23	7.7	10	0
David Johnson	4	11	2.8	4	0
Rex Burkhead	2	9	4.5	8	0
Scottie Phillips	1	2	2.0	2	0
TOTAL	18	73	4.1	10	0

RECEIVING	NO	YDS	AVG	LG	TD
Brandin Cooks	6	56	9.3	10	0
Danny Amendola	3	49	16.3	39	0
David Johnson	3	29	9.7	15	0
Nico Collins	3	25	8.3	11	0
Chris Conley	2	38	19.0	23	0
Antony Auclair	2	23	11.5	15	0
Brevin Jordan	2	9	4.5	5	0
Jordan Akins	2	7	3.5	4	0
Chris Moore	1	4	4.0	4	0
TOTAL	24	240	10.0	39	0

TOP DEFENSE	TOT	SOLO	AST	SCK	YDS	INT
Neville Hewitt	9	5	4	0.0	0.0	0
Tavierre Thomas	8	6	2	0.0	0.0	0
Kamu Grugier-Hill	8	5	3	0.0	0.0	0

FIELD GOALS	FGM/FGA	PERCENT	RESULTS
Ka'imi Fairbairn	3-3	100.0	31G, 40G, 20G
TOTAL	3-3	100.0	

hdhd_j gkcd n

PASSING	ATT	CP	YDS	SK/YD	TD	LG	INT	RTG
Jacoby Brissett	43	26	244	4/29	1	21	2	64.5
TOTAL	43	26	244	4/29	1	21	2	64.5

RUSHING	ATT	YDS	AVG	LG	TD
Myles Gaskin	20	34	1.7	6t	1
Jacoby Brissett	1	7	7.0	7	0
Salvon Ahmed	4	6	1.5	2	0
TOTAL	25	47	1.9	7	1

RECEIVING	NO	YDS	AVG	LG	TD
Jaylen Waddle	8	83	10.4	17	0
Myles Gaskin	6	23	3.8	6	0
Mike Gesicki	4	54	13.5	18	0
Mack Hollins	3	22	7.3	10	1
Durham Smythe	2	27	13.5	21	0
Kirk Merritt	1	13	13.0	13	0
Adam Shaheen	1	11	11.0	11	0
Albert Wilson	1	11	11.0	11	0
TOTAL	26	244	9.4	21	1

TOP DEFENSE	TOT	SOLO	AST	SCK	YDS	INT
Jerome Baker	7	5	2	0.0	0.0	1
Elandon Roberts	7	3	4	0.0	0.0	0
Byron Jones	6	5	1	0.0	0.0	0

FIELD GOALS	FGM/FGA	PERCENT	RESULTS
Jason Sanders	1-1	100.0	42G
TOTAL	1-1	100.0	

Team Statistics

	Texans	Dolphins
First Downs	14	22
3rd-Down Eff. (Made/Att/Pct)	6/17/35%	9/16/56%
4th-Down Eff. (Made/Att/Pct)	1/1/100%	0/0/0%
Total Net Yards	272	262
Total Plays	67	72
Yards Per Play	4.1	3.6
Rushes/Net Yards	18/73	25/47
Net Passing	199	215
Pass Attempts/Completions	44/24	43/26
Had Intercepted	3	2
Sacked/Yards Lost	5/41	4/29
Punts/Average	5/47.0	5/41.4
Penalties/Yards	8/60	2/13
Fumbles/Lost	1/1	3/3
Possession Time	28:16	31:44

2021 GAME SUMMARIES



WEEK 11

Houston Texans 22, Tennessee Titans 13
67,395 Nissan Stadium Nov 21, 2021



Houston Texans	3	9	7	3	—	22
Tennessee Titans	0	0	6	7	—	13

Scoring Summary

TEAM	QTR	TIME	SCORING PLAY	HOU	TEN
Texans	1	04:04	K.Fairbairn 43 yd. Field Goal (14-62, 6:58)	3	0
Texans	2	13:35	K.Fairbairn 24 yd. Field Goal (4-0, 1:25)	6	0
Texans	2	07:43	T.Taylor 7 yd. run (kick failed, wl) (9-76, 4:39)	12	0
Texans	3	07:00	T.Taylor 5 yd. run (K.Fairbairn kick) (3-5, 0:36)	19	0
Titans	3	02:24	D.Fitzpatrick 18 yd. pass from R.Tannehill (kick failed, wl) (13-78, 4:36)	19	6
Titans	4	07:47	A.Firkser fumble recovery in end zone (R.Bullock kick) (6-36, 2:15)	19	13
Texans	4	03:26	K.Fairbairn 37 yd. Field Goal (4--4, 0:16)	22	13

Passing

PASSING	ATT	CP	YDS	SK/YD	TD	LG	INT	RTG
Tyrod Taylor	24	14	107	0/0	0	13	0	69.3
TOTAL	24	14	107	0/0	0	13	0	69.3

RUSHING	ATT	YDS	AVG	LG	TD
Rex Burkhead	18	40	2.2	9	0
Tyrod Taylor	6	28	4.7	7t	2
David Johnson	13	18	1.4	5	0
Phillip Lindsay	1	-3	-3.0	-3	0
TOTAL	38	83	2.2	9	2

RECEIVING	NO	YDS	AVG	LG	TD
Chris Conley	4	37	9.3	13	0
David Johnson	3	16	5.3	8	0
Brandin Cooks	2	18	9.0	10	0
Pharaoh Brown	2	10	5.0	8	0
Chris Moore	1	10	10.0	10	0
Nico Collins	1	9	9.0	9	0
Brevin Jordan	1	7	7.0	7	0
TOTAL	14	107	7.6	13	0

TOP DEFENSE	TOT	SOLO	AST	SCK	YDS	INT
Kamu Grugier-Hill	12	7	5	0.0	0.0	1
Zach Cunningham	11	6	5	0.0	0.0	0
Eric Murray	11	6	5	0.0	0.0	0

FIELD GOALS	FGM/FGA	PERCENT	RESULTS
Ka'imi Fairbairn	3-3	100.0	43G, 24G, 37G
TOTAL	3-3	100.0	

Passing

PASSING	ATT	CP	YDS	SK/YD	TD	LG	INT	RTG
Ryan Tannehill	52	35	323	2/6	1	46	4	58.4
TOTAL	52	35	323	2/6	1	46	4	58.4

RUSHING	ATT	YDS	AVG	LG	TD
Adrian Peterson	9	40	4.4	16	0
Dontrell Hilliard	7	35	5.0	16	0
D'Onta Foreman	7	25	3.6	9	0
Ryan Tannehill	2	3	1.5	3	0
TOTAL	25	103	4.1	16	0

RECEIVING	NO	YDS	AVG	LG	TD
Dontrell Hilliard	8	47	5.9	10	0
Nick Westbrook-Ikhine	7	107	15.3	46	0
A.J. Brown	5	48	9.6	11	0
Anthony Firkser	5	26	5.2	7	0
Chester Rogers	4	41	10.3	12	0
Dez Fitzpatrick	3	35	11.7	18t	1
Adrian Peterson	2	4	2.0	5	0
D'Onta Foreman	1	15	15.0	15	0
TOTAL	35	323	9.2	46	1

TOP DEFENSE	TOT	SOLO	AST	SCK	YDS	INT
Jayon Brown	14	6	8	0.0	0.0	0
Kevin Byard	7	3	4	0.0	0.0	0
Monty Rice	7	3	4	0.0	0.0	0

FIELD GOALS	FGM/FGA	PERCENT	RESULTS
			No Field Goals

Team Statistics

	Texans	Titans
First Downs	15	26
3rd-Down Eff. (Made/Att/Pct)	6/17/35%	6/15/40%
4th-Down Eff. (Made/Att/Pct)	1/1/100%	2/4/50%
Total Net Yards	190	420
Total Plays	62	79
Yards Per Play	3.1	5.3
Rushes/Net Yards	38/83	25/103
Net Passing	107	317
Pass Attempts/Completions	24/14	52/35
Had Intercepted	0	4
Sacked/Yards Lost	0/0	2/6
Punts/Average	7/43.9	2/40.0
Penalties/Yards	7/50	5/52
Fumbles/Lost	1/0	4/1
Possession Time	29:38	30:22

2021 GAME SUMMARIES



WEEK 12

New York Jets 21, Houston Texans 14
65,120 NRG Stadium Nov 28, 2021



New York Jets	3	8	7	3	—	21
Houston Texans	0	14	0	0	—	14

Scoring Summary

TEAM	QTR	TIME	SCORING PLAY	NYJ	HOU
Jets	1	05:34	M.Ammendola 31 yd. Field Goal (7-24, 3:28)	3	0
Texans	2	14:18	B.Jordan 13 yd. pass from T.Taylor (K.Fairbairn kick) (5-24, 2:47)	3	7
Texans	2	10:29	B.Cooks 40 yd. pass from T.Taylor (K.Fairbairn kick) (6-67, 2:47)	3	14
Jets	2	01:13	A.Walter 2 yd. run (J.Johnson run) (10-70, 5:19)	11	14
Jets	3	07:51	Z.Wilson 4 yd. run (M.Ammendola kick) (11-75, 7:09)	18	14
Jets	4	03:34	M.Ammendola 37 yd. Field Goal (13-36, 6:20)	21	14

Passing

PASSING	ATT	CP	YDS	SK/YD	TD	LG	INT	RTG
Zach Wilson	24	14	145	4/36	0	46	1	58.5
TOTAL	24	14	145	4/36	0	46	1	58.5

RUSHING	ATT	YDS	AVG	LG	TD
Tevin Coleman	16	67	4.2	19	0
Ty Johnson	6	42	7.0	24	0
Austin Walter	9	38	4.2	13	1
Elijah Moore	1	7	7.0	7	0
Zach Wilson	2	3	1.5	4t	1
TOTAL	34	157	4.6	24	2

RECEIVING	NO	YDS	AVG	LG	TD
Elijah Moore	4	46	11.5	22	0
Ryan Griffin	3	20	6.7	10	0
Braxton Berrios	2	47	23.5	46	0
Keelan Cole	2	24	12.0	13	0
Tevin Coleman	2	3	1.5	6	0
Jamison Crowder	1	5	5.0	5	0
TOTAL	14	145	10.4	46	0

TOP DEFENSE	TOT	SOLO	AST	SCK	YDS	INT
C.J. Mosley	8	3	5	0.0	0.0	0
Quincy Williams	7	4	3	1.0	10.0	0
Michael Carter II	6	4	2	0.0	0.0	0

FIELD GOALS	FGM/FGA	PERCENT	RESULTS
Matt Ammendola	2-3	66.7	31G, 42WL, 37G
TOTAL	2-3	66.0	

Passing

PASSING	ATT	CP	YDS	SK/YD	TD	LG	INT	RTG
Tyrod Taylor	26	17	158	5/52	2	40t	1	91.5
TOTAL	26	17	158	5/52	2	40T	1	91.5

RUSHING	ATT	YDS	AVG	LG	TD
David Johnson	10	39	3.9	7	0
Tyrod Taylor	2	30	15.0	30	0
Rex Burkhead	12	27	2.3	10	0
TOTAL	24	96	4.0	30	0

RECEIVING	NO	YDS	AVG	LG	TD
Brandin Cooks	3	45	15.0	40t	1
Rex Burkhead	3	27	9.0	20	0
Danny Amendola	3	23	7.7	11	0
Brevin Jordan	3	23	7.7	13t	1
Nico Collins	2	28	14.0	20	0
David Johnson	2	16	8.0	10	0
Chris Moore	1	-4	-4.0	-4	0
TOTAL	17	158	9.3	40T	2

TOP DEFENSE	TOT	SOLO	AST	SCK	YDS	INT
Zach Cunningham	8	6	2	0.0	0.0	0
Eric Murray	8	5	3	0.0	0.0	0
Kamu Grugier-Hill	7	6	1	1.0	9.0	0

FIELD GOALS	FGM/FGA	PERCENT	RESULTS
Ka'imi Fairbairn	0-1	0.0	55WL
TOTAL	0-1	0.0	

Team Statistics

	Jets	Texans
First Downs	18	13
3rd-Down Eff. (Made/Att/Pct)	2/13/15%	6/14/43%
4th-Down Eff. (Made/Att/Pct)	2/2/100%	1/2/50%
Total Net Yards	266	202
Total Plays	62	55
Yards Per Play	4.3	3.7
Rushes/Net Yards	34/157	24/96
Net Passing	109	106
Pass Attempts/Completions	24/14	26/17
Had Intercepted	1	1
Sacked/Yards Lost	4/36	5/52
Punts/Average	4/39.0	5/47.2
Penalties/Yards	5/40	4/32
Fumbles/Lost	1/0	1/0
Possession Time	33:42	26:18

2021 GAME SUMMARIES



WEEK 13

Indianapolis Colts 31, Houston Texans 0
65,291 NRG Stadium Dec 5, 2021



Indianapolis Colts 7 7 7 10 — 31
Houston Texans 0 0 0 0 — 0

Scoring Summary

TEAM	QTR	TIME	SCORING PLAY	IND	HOU
Colts	1	11:26	J.Taylor 1 yd. run (M.Badgley kick) (6-29, 3:29)	7	0
Colts	2	00:43	A.Dulin 2 yd. pass from C.Wentz (M.Badgley kick) (11-54, 6:16)	14	0
Colts	3	09:47	J.Taylor 3 yd. run (M.Badgley kick) (9-75, 5:13)	21	0
Colts	4	09:08	M.Badgley 23 yd. Field Goal (8-55, 5:08)	24	0
Colts	4	01:56	De.Jackson 3 yd. run (M.Badgley kick) (9-40, 3:33)	31	0

Passing

PASSING	ATT	CP	YDS	SK/YD	TD	LG	INT	RTG
Carson Wentz	22	16	158	1/7	1	24	0	107.8
TOTAL	22	16	158	1/7	1	24	0	107.8

Passing

PASSING	ATT	CP	YDS	SK/YD	TD	LG	INT	RTG
Davis Mills	14	6	49	2/13	0	14	0	52.4
Tyrod Taylor	13	5	45	2/24	0	15	1	16.5
TOTAL	27	11	94	4/37	0	15	1	35.1

RUSHING	ATT	YDS	AVG	LG	TD
Jonathan Taylor	32	143	4.5	16	2
Michael Pittman Jr.	2	33	16.5	25	0
Nyheim Hines	3	24	8.0	10	0
Deon Jackson	6	19	3.2	10	1
Zach Pascal	1	12	12.0	12	0
Carson Wentz	3	8	2.7	7	0
Sam Ehlinger	1	-1	-1.0	-1	0
TOTAL	48	238	5.0	25	3

RUSHING	ATT	YDS	AVG	LG	TD
Rex Burkhead	8	30	3.8	7	0
Brandin Cooks	1	16	16.0	16	0
Tyrod Taylor	3	15	5.0	7	0
Davis Mills	2	11	5.5	8	0
Royce Freeman	3	10	3.3	5	0
Jaylen Samuels	2	2	1.0	2	0
TOTAL	19	84	4.4	16	0

RECEIVING	NO	YDS	AVG	LG	TD
Michael Pittman Jr.	6	77	12.8	17	0
Nyheim Hines	3	32	10.7	24	0
T.Y. Hilton	2	22	11.0	14	0
Jack Doyle	1	13	13.0	13	0
Kylen Granson	1	6	6.0	6	0
Zach Pascal	1	6	6.0	6	0
Ashton Dulin	1	2	2.0	2t	1
Mo Alie-Cox	1	0	0.0	0	0
TOTAL	16	158	9.9	24	1

RECEIVING	NO	YDS	AVG	LG	TD
Pharaoh Brown	4	23	5.8	12	0
Brandin Cooks	3	38	12.7	14	0
Brevin Jordan	2	7	3.5	5	0
Rex Burkhead	1	15	15.0	15	0
Royce Freeman	1	11	11.0	11	0
TOTAL	11	94	8.5	15	0

TOP DEFENSE	TOT	SOLO	AST	SCK	YDS	INT
Bobby Okereke	6	4	2	0.0	0.0	0
Khari Willis	5	5	0	0.0	0.0	0
Kenny Moore II	4	3	1	0.0	0.0	1

TOP DEFENSE	TOT	SOLO	AST	SCK	YDS	INT
Kamu Grugier-Hill	19	10	9	1.0	7.0	0
Christian Kirksey	7	5	2	0.0	0.0	0
Terrance Mitchell	6	6	0	0.0	0.0	0

FIELD GOALS	FGM/FGA	PERCENT	RESULTS
Michael Badgley	1-2	50.0	35WL, 23G
TOTAL	1-2	50.0	

FIELD GOALS	FGM/FGA	PERCENT	RESULTS
	No Field Goals		

Team Statistics

	Colts	Texans
First Downs	26	9
3rd-Down Eff. (Made/Att/Pct)	7/13/54%	3/12/25%
4th-Down Eff. (Made/Att/Pct)	1/1/100%	0/3/0%
Total Net Yards	389	141
Total Plays	71	50
Yards Per Play	5.5	2.8
Rushes/Net Yards	48/238	19/84
Net Passing	151	57
Pass Attempts/Completions	22/16	27/11
Had Intercepted	0	1
Sacked/Yards Lost	1/7	4/37
Punts/Average	3/41.3	6/50.3
Penalties/Yards	5/25	4/25
Fumbles/Lost	1/1	1/1
Possession Time	41:35	18:25

2021 GAME SUMMARIES



WEEK 14

Seattle Seahawks 33, Houston Texans 13
67,610 NRG Stadium Dec 12, 2021



Seattle Seahawks	10	6	3	14	—	33
Houston Texans	7	6	0	0	—	13

Scoring Summary

TEAM	QTR	TIME	SCORING PLAY	SEA	HOU
Texans	1	11:02	B.Jordan 5 yd. pass from D.Mills (K.Fairbairn kick) (7-75, 3:58)	0	7
Seahawks	1	06:21	J.Myers 38 yd. Field Goal (9-56, 4:42)	3	7
Seahawks	1	00:00	R.Penny 32 yd. run (J.Myers kick) (7-97, 3:03)	10	7
Texans	2	06:05	K.Fairbairn 21 yd. Field Goal (16-72, 8:55)	10	10
Seahawks	2	00:52	T.Lockett 55 yd. pass from R.Wilson (kick failed, wl) (1-55, 0:08)	16	10
Texans	2	00:04	K.Fairbairn 61 yd. Field Goal (6-15, 0:52)	16	13
Seahawks	3	04:32	J.Myers 38 yd. Field Goal (9-60, 4:59)	19	13
Seahawks	4	07:28	G.Everett 1 yd. pass from R.Wilson (R.Wilson-T.Lockett pass) (10-67, 4:10)	27	13
Seahawks	4	05:26	R.Penny 47 yd. run (kick failed, hru) (2-50, 0:50)	33	13

Passing

PASSING	ATT	CP	YDS	SK/YD	TD	LG	INT	RTG
Russell Wilson	28	17	260	0/0	2	55t	0	115.2
TOTAL	28	17	260	0/0	2	55T	0	115.2

Passing

PASSING	ATT	CP	YDS	SK/YD	TD	LG	INT	RTG
Davis Mills	49	33	331	2/14	1	30	0	93.2
TOTAL	49	33	331	2/14	1	30	0	93.2

RUSHING	ATT	YDS	AVG	LG	TD
Rashaad Penny	16	137	8.6	47t	2
Alex Collins	7	16	2.3	7	0
DeeJay Dallas	2	16	8.0	13	0
Gerald Everett	1	13	13.0	13	0
Russell Wilson	2	8	4.0	8	0
Freddie Swain	1	3	3.0	3	0
TOTAL	29	193	6.7	47T	2

RUSHING	ATT	YDS	AVG	LG	TD
Rex Burkhead	11	40	3.6	10	0
Royce Freeman	11	15	1.4	8	0
Davis Mills	2	8	4.0	5	0
Phillip Dorsett	1	0	0.0	0	0
TOTAL	25	63	2.5	10	0

RECEIVING	NO	YDS	AVG	LG	TD
Tyler Lockett	5	142	28.4	55t	1
DK Metcalf	4	43	10.8	22	0
Will Dissly	2	38	19.0	25	0
Gerald Everett	2	15	7.5	14	1
Penny Hart	1	16	16.0	16	0
Nick Bellore	1	4	4.0	4	0
Alex Collins	1	1	1.0	1	0
Rashaad Penny	1	1	1.0	1	0
TOTAL	17	260	15.3	55T	2

RECEIVING	NO	YDS	AVG	LG	TD
Brandin Cooks	8	101	12.6	19	0
Royce Freeman	6	51	8.5	12	0
Nico Collins	5	69	13.8	30	0
Rex Burkhead	4	26	6.5	11	0
Brevin Jordan	4	26	6.5	11	1
Chris Conley	2	20	10.0	13	0
Davion Davis	1	17	17.0	17	0
Phillip Dorsett	1	9	9.0	9	0
Jordan Akins	1	6	6.0	6	0
Antony Auclair	1	6	6.0	6	0
TOTAL	33	331	10.0	30	1

TOP DEFENSE	TOT	SOLO	AST	SCK	YDS	INT
Bobby Wagner	15	6	9	0.0	0.0	0
Jordyn Brooks	10	4	6	0.0	0.0	0
D.J. Reed	8	8	0	0.0	0.0	0

TOP DEFENSE	TOT	SOLO	AST	SCK	YDS	INT
Christian Kirksey	10	5	5	0.0	0.0	0
Kamu Grugier-Hill	6	5	1	0.0	0.0	0
Desmond King II	5	3	2	0.0	0.0	0

FIELD GOALS	FGM/FGA	PERCENT	RESULTS
Jason Myers	2-2	100.0	38G, 38G
TOTAL	2-2	100.0	

FIELD GOALS	FGM/FGA	PERCENT	RESULTS
Ka'imi Fairbairn	2-2	100.0	21G, 61G
TOTAL	2-2	100.0	

Team Statistics

	Seahawks	Texans
First Downs	20	25
3rd-Down Eff. (Made/Att/Pct)	7/13/54%	3/13/23%
4th-Down Eff. (Made/Att/Pct)	0/0/0%	0/2/0%
Total Net Yards	453	380
Total Plays	57	76
Yards Per Play	7.9	5.0
Rushes/Net Yards	29/193	25/63
Net Passing	260	317
Pass Attempts/Completions	28/17	49/33
Had Intercepted	0	0
Sacked/Yards Lost	0/0	2/14
Punts/Average	4/42.3	5/45.8
Penalties/Yards	8/69	6/52
Fumbles/Lost	1/0	0/0
Possession Time	26:41	33:19

2021 GAME SUMMARIES



WEEK 15

Houston Texans 30, Jacksonville Jaguars 16
60,252 TIAA Bank Field Dec 19, 2021



Houston Texans	14	6	3	7	—	30
Jacksonville Jaguars	3	7	3	3	—	16

Scoring Play

TEAM	QTR	TIME	SCORING PLAY	HOU	JAX
Texans	1	06:39	B.Cooks 22 yd. pass from D.Mills (K.Fairbairn kick) (15-75, 8:21)	7	0
Jaguars	1	01:42	M.Wright 22 yd. Field Goal (9-79, 4:57)	7	3
Texans	1	01:26	T.Smith 98 yd. kickoff return (K.Fairbairn kick) (0-0, 0:16)	14	3
Jaguars	2	12:09	J.Robinson 1 yd. run (M.Wright kick) (10-75, 4:17)	14	10
Texans	2	03:06	K.Fairbairn 52 yd. Field Goal (7-15, 4:43)	17	10
Texans	2	00:00	K.Fairbairn 51 yd. Field Goal (5-29, 0:21)	20	10
Texans	3	10:39	K.Fairbairn 25 yd. Field Goal (7-40, 2:13)	23	10
Jaguars	3	04:47	M.Wright 38 yd. Field Goal (12-55, 5:52)	23	13
Jaguars	4	11:18	M.Wright 35 yd. Field Goal (4-5, 2:04)	23	16
Texans	4	02:22	B.Cooks 43 yd. pass from D.Mills (K.Fairbairn kick) (6-55, 2:47)	30	16

Passing

PASSING	ATT	CP	YDS	SK/YD	TD	LG	INT	RTG
Davis Mills	30	19	209	1/3	2	43t	1	92.2
TOTAL	30	19	209	1/3	2	43T	1	92.2

RUSHING	ATT	YDS	AVG	LG	TD
Rex Burkhead	16	41	2.6	8	0
David Johnson	6	24	4.0	6	0
Royce Freeman	3	8	2.7	4	0
Davis Mills	1	2	2.0	2	0
TOTAL	26	75	2.9	8	0

RECEIVING	NO	YDS	AVG	LG	TD
Brandin Cooks	7	102	14.6	43t	2
Phillip Dorsett	2	43	21.5	33	0
Jordan Akins	2	24	12.0	18	0
Nico Collins	2	14	7.0	7	0
Chris Conley	2	12	6.0	11	0
Pharaoh Brown	2	5	2.5	3	0
Rex Burkhead	1	6	6.0	6	0
David Johnson	1	3	3.0	3	0
TOTAL	19	209	11.0	43T	2

TOP DEFENSE	TOT	SOLO	AST	SCK	YDS	INT
Tavierre Thomas	11	7	4	0.0	0.0	0
Garret Wallow	11	6	5	1.0	1.0	0
Neville Hewitt	9	4	5	0.0	0.0	0

FIELD GOALS	FGM/FGA	PERCENT	RESULTS
Ka'imi Fairbairn	3-3	100.0	52G, 51G, 25G
TOTAL	3-3	100.0	

Passing

PASSING	ATT	CP	YDS	SK/YD	TD	LG	INT	RTG
Trevor Lawrence	38	22	210	3/21	0	30	0	73.4
TOTAL	38	22	210	3/21	0	30	0	73.4

RUSHING	ATT	YDS	AVG	LG	TD
James Robinson	18	75	4.2	16	1
Trevor Lawrence	5	21	4.2	10	0
Laviska Shenault Jr.	1	10	10.0	10	0
Dare Ogunbowale	1	1	1.0	1	0
TOTAL	25	107	4.3	16	1

RECEIVING	NO	YDS	AVG	LG	TD
Laquon Treadwell	6	57	9.5	21	0
James O'Shaughnessy	4	60	15.0	30	0
Laviska Shenault Jr.	4	39	9.8	11	0
James Robinson	3	13	4.3	5	0
Marvin Jones Jr.	2	14	7.0	9	0
Tavon Austin	1	11	11.0	11	0
Chris Manhertz	1	11	11.0	11	0
Dare Ogunbowale	1	5	5.0	5	0
TOTAL	22	210	9.5	30	0

TOP DEFENSE	TOT	SOLO	AST	SCK	YDS	INT
Andrew Wingard	9	5	4	0.0	0.0	0
Myles Jack	6	5	1	0.0	0.0	0
Shaquill Griffin	5	4	1	0.0	0.0	0

FIELD GOALS	FGM/FGA	PERCENT	RESULTS
Matthew Wright	3-3	100.0	22G, 38G, 35G
TOTAL	3-3	100.0	

Team Statistics

	Texans	Jaguars
First Downs	13	21
3rd-Down Eff. (Made/Att/Pct)	10/18/56%	3/14/21%
4th-Down Eff. (Made/Att/Pct)	0/0/0%	2/3/67%
Total Net Yards	281	296
Total Plays	57	66
Yards Per Play	4.9	4.5
Rushes/Net Yards	26/75	25/107
Net Passing	206	189
Pass Attempts/Completions	30/19	38/22
Had Intercepted	1	0
Sacked/Yards Lost	1/3	3/21
Punts/Average	4/48.3	5/47.4
Penalties/Yards	9/65	4/40
Fumbles/Lost	0/0	0/0
Possession Time	30:07	29:53

2021 GAME SUMMARIES



WEEK 16

Los Angeles Chargers 29, Houston Texans 41
65,674 NRG Stadium Dec 26, 2021



Los Angeles Chargers 6 6 3 14 — 29
Houston Texans 7 10 0 24 — 41

Scoring Summary

TEAM	QTR	TIME	SCORING PLAY	LAC	HOU
Chargers	1	10:55	D.Hopkins 50 yd. Field Goal (8-43, 4:05)	3	0
Texans	1	06:25	R.Burkhead 25 yd. run (D.Eberle kick) (8-75, 4:30)	3	7
Chargers	1	01:57	D.Hopkins 46 yd. Field Goal (9-54, 4:28)	6	7
Chargers	2	11:15	J.Jackson 17 yd. run (run failed) (7-70, 3:38)	12	7
Texans	2	05:11	D.Eberle 51 yd. Field Goal (12-42, 6:04)	12	10
Texans	2	00:27	C.Conley 41 yd. pass from D.Mills (D.Eberle kick) (7-94, 3:30)	12	17
Chargers	3	05:42	D.Hopkins 35 yd. Field Goal (11-41, 5:25)	15	17
Texans	4	13:37	R.Burkhead 1 yd. run (D.Eberle kick) (13-75, 7:05)	15	24
Texans	4	08:54	D.Eberle 25 yd. Field Goal (8-40, 3:54)	15	27
Chargers	4	05:50	J.Jackson 9 yd. run (J.Herbert-J.Cook pass) (9-75, 3:04)	23	27
Texans	4	02:32	N.Collins 13 yd. pass from D.Mills (D.Eberle kick) (7-72, 3:18)	23	34
Texans	4	01:49	T.Thomas 48 yd. interception return (D.Eberle kick)	23	41
Chargers	4	00:34	J.Palmer 3 yd. pass from J.Herbert (pass failed) (6-75, 1:15)	29	41

Passing

PASSING	ATT	CP	YDS	SK/YD	TD	LG	INT	RTG
Justin Herbert	35	27	336	1/8	1	27	2	92.1
TOTAL	35	27	336	1/8	1	27	2	92.1

RUSHING	ATT	YDS	AVG	LG	TD
Justin Jackson	11	64	5.8	17t	2
Justin Herbert	4	15	3.8	8	0
Joshua Kelley	5	7	1.4	5	0
Maurice Ffrench	1	3	3.0	3	0
TOTAL	21	89	4.2	17T	2

RECEIVING	NO	YDS	AVG	LG	TD
Justin Jackson	8	98	12.3	25	0
Joshua Palmer	5	43	8.6	12	1
Keenan Allen	4	35	8.8	15	0
Jason Moore Jr.	3	56	18.7	24	0
Jared Cook	3	44	14.7	18	0
Stephen Anderson	2	34	17.0	27	0
Joshua Kelley	1	14	14.0	14	0
Tre' McKitty	1	12	12.0	12	0
TOTAL	27	336	12.4	27	1

TOP DEFENSE	TOT	SOLO	AST	SCK	YDS	INT
Kyzir White	11	6	5	0.0	0.0	0
Christian Covington	10	3	7	0.0	0.0	0
Alohi Gilman	6	6	0	0.0	0.0	0

FIELD GOALS	FGM/FGA	PERCENT	RESULTS
Dustin Hopkins	3-3	100.0	50G, 46G, 35G
TOTAL	3-3	100.0	

Passing

PASSING	ATT	CP	YDS	SK/YD	TD	LG	INT	RTG
Davis Mills	27	21	254	1/6	2	41t	0	130.6
TOTAL	27	21	254	1/6	2	41T	0	130.6

RUSHING	ATT	YDS	AVG	LG	TD
Rex Burkhead	22	149	6.8	36	2
Royce Freeman	12	34	2.8	13	0
Tremon Smith	1	7	7.0	7	0
Davis Mills	1	-1	-1.0	-1	0
TOTAL	36	189	5.3	36	2

RECEIVING	NO	YDS	AVG	LG	TD
Brevin Jordan	4	56	14.0	27	0
Chris Moore	4	40	10.0	23	0
Chris Conley	3	60	20.0	41t	1
Phillip Dorsett	3	55	18.3	36	0
Nico Collins	3	33	11.0	13t	1
Pharaoh Brown	2	10	5.0	6	0
Rex Burkhead	2	0	0.0	4	0
TOTAL	21	254	12.1	41T	2

TOP DEFENSE	TOT	SOLO	AST	SCK	YDS	INT
Neville Hewitt	11	8	3	0.0	0.0	0
Tavierre Thomas	8	6	2	0.0	0.0	1
Desmond King II	7	7	0	0.0	0.0	0

FIELD GOALS	FGM/FGA	PERCENT	RESULTS
Dominik Eberle	2-3	66.7	51G, 52WR, 25G
TOTAL	2-3	66.0	

Team Statistics

	Chargers	Texans
First Downs	25	26
3rd-Down Eff. (Made/Att/Pct)	6/9/67%	9/13/69%
4th-Down Eff. (Made/Att/Pct)	0/0/0%	0/0/0%
Total Net Yards	417	437
Total Plays	57	64
Yards Per Play	7.3	6.8
Rushes/Net Yards	21/89	36/189
Net Passing	328	248
Pass Attempts/Completions	35/27	27/21
Had Intercepted	2	0
Sacked/Yards Lost	1/8	1/6
Punts/Average	0/0.0	1/53.0
Penalties/Yards	5/49	10/70
Fumbles/Lost	1/1	0/0
Possession Time	25:08	34:52

2021 GAME SUMMARIES



WEEK 17

Houston Texans 7, San Francisco 49ers 23
71,612 Levi's Stadium Jan 2, 2022



Houston Texans 0 7 0 0 — 7
San Francisco 49ers 0 3 7 13 — 23

Scoring Summary

TEAM	QTR	TIME	SCORING PLAY	HOU	SF
Texans	2	01:57	B.Cooks 8 yd. pass from D.Mills (K.Fairbairn kick) (14-80, 7:15)	7	0
49ers	2	00:00	R.Gould 37 yd. Field Goal (6-56, 0:38)	7	3
49ers	3	05:53	E.Mitchell 8 yd. pass from T.Lance (R.Gould kick) (4-58, 2:21)	7	10
49ers	4	09:56	D.Samuel 45 yd. pass from T.Lance (R.Gould kick) (4-65, 2:08)	7	17
49ers	4	03:19	R.Gould 27 yd. Field Goal (10-71, 3:27)	7	20
49ers	4	01:12	R.Gould 36 yd. Field Goal (4-9, 1:29)	7	23

Passing

PASSING	ATT	CP	YDS	SK/YD	TD	LG	INT	RTG
Davis Mills	32	21	163	3/27	1	24	1	75.4
TOTAL	32	21	163	3/27	1	24	1	75.4

RUSHING	ATT	YDS	AVG	LG	TD
Rex Burkhead	16	47	2.9	8	0
Royce Freeman	6	25	4.2	8	0
Jaylen Samuels	3	7	2.3	3	0
Davis Mills	1	4	4.0	4	0
Chris Conley	1	3	3.0	3	0
TOTAL	27	86	3.2	8	0

RECEIVING	NO	YDS	AVG	LG	TD
Brandin Cooks	7	66	9.4	24	1
Rex Burkhead	6	32	5.3	9	0
Jaylen Samuels	3	14	4.7	6	0
Nico Collins	2	35	17.5	20	0
Pharaoh Brown	1	9	9.0	9	0
Brevin Jordan	1	9	9.0	9	0
Chris Conley	1	-2	-2.0	-2	0
TOTAL	21	163	7.8	24	1

TOP DEFENSE	TOT	SOLO	AST	SCK	YDS	INT
Christian Kirksey	9	5	4	0.0	0.0	0
Eric Murray	8	6	2	0.0	0.0	0
Kamu Grugier-Hill	7	5	2	0.0	0.0	0

FIELD GOALS	FGM/FGA	PERCENT	RESULTS
Ka'imi Fairbairn	0-1	0.0	45WL
TOTAL	0-1	0.0	

Passing

PASSING	ATT	CP	YDS	SK/YD	TD	LG	INT	RTG
Trey Lance	23	16	249	1/8	2	45t	1	116.0
TOTAL	23	16	249	1/8	2	45T	1	116.0

RUSHING	ATT	YDS	AVG	LG	TD
Elijah Mitchell	21	119	5.7	37	0
Trey Lance	8	31	3.9	6	0
Deebo Samuel	7	19	2.7	13	0
George Kittle	1	6	6.0	6	0
TOTAL	37	175	4.7	37	0

RECEIVING	NO	YDS	AVG	LG	TD
Brandon Aiyuk	4	94	23.5	43	0
Deebo Samuel	3	63	21.0	45t	1
Jauan Jennings	2	25	12.5	13	0
Elijah Mitchell	2	11	5.5	8t	1
Kyle Juszczyk	2	9	4.5	6	0
George Kittle	1	29	29.0	29	0
Trent Sherfield	1	12	12.0	12	0
Ja'Mycal Hasty	1	6	6.0	6	0
TOTAL	16	249	15.6	45T	2

TOP DEFENSE	TOT	SOLO	AST	SCK	YDS	INT
Fred Warner	15	7	8	0.0	0.0	0
Marcell Harris	10	6	4	0.0	0.0	1
Arik Armstead	8	3	5	0.5	5.0	0

FIELD GOALS	FGM/FGA	PERCENT	RESULTS
Robbie Gould	3-3	100.0	37G, 27G, 36G
TOTAL	3-3	100.0	

Team Statistics

	Texans	49ers
First Downs	15	19
3rd-Down Eff. (Made/Att/Pct)	5/15/33%	5/13/38%
4th-Down Eff. (Made/Att/Pct)	0/1/0%	0/2/0%
Total Net Yards	222	416
Total Plays	62	61
Yards Per Play	3.6	6.8
Rushes/Net Yards	27/86	37/175
Net Passing	136	241
Pass Attempts/Completions	32/21	23/16
Had Intercepted	1	1
Sacked/Yards Lost	3/27	1/8
Punts/Average	7/46.9	4/39.8
Penalties/Yards	5/67	7/111
Fumbles/Lost	2/0	1/0
Possession Time	30:31	29:29

2021 GAME SUMMARIES



WEEK 18

Tennessee Titans 28, Houston Texans 25
66,722 NRG Stadium Jan 9, 2022



Tennessee Titans	0	21	0	7	—	28
Houston Texans	0	0	10	15	—	25

Scoring Play

TEAM	QTR	TIME	SCORING PLAY	TEN	HOU
Titans	2	07:40	A.Firkser 5 yd. pass from R.Tannehill (R.Bullock kick) (11-94, 6:31)	7	0
Titans	2	01:34	A.Brown 14 yd. pass from R.Tannehill (R.Bullock kick) (9-85, 2:46)	14	0
Titans	2	00:11	N.Westbrook-Ikhine 4 yd. pass from R.Tannehill (R.Bullock kick) (5-64, 0:33)	21	0
Texans	3	09:46	C.Moore 28 yd. pass from D.Mills (K.Fairbairn kick) (8-72, 3:42)	21	7
Texans	3	02:14	K.Fairbairn 31 yd. Field Goal (8-52, 4:04)	21	10
Texans	4	11:40	D.Amendola 7 yd. pass from D.Mills (D.Mills-D.Amendola pass) (8-82, 4:01)	21	18
Titans	4	07:00	J.Jones 3 yd. pass from R.Tannehill (R.Bullock kick) (8-75, 4:40)	28	18
Texans	4	04:04	D.Amendola 26 yd. pass from D.Mills (K.Fairbairn kick) (7-75, 2:56)	28	25

Passing

PASSING	ATT	CP	YDS	SK/YD	TD	LG	INT	RTG
Ryan Tannehill	32	23	287	1/6	4	36	0	138.9
TOTAL	32	23	287	1/6	4	36	0	138.9

Passing

PASSING	ATT	CP	YDS	SK/YD	TD	LG	INT	RTG
David Mills	33	23	301	2/12	3	37	0	128.5
TOTAL	33	23	301	2/12	3	37	0	128.5

RUSHING	ATT	YDS	AVG	LG	TD
D'Onta Foreman	21	69	3.3	16	0
Dontrell Hilliard	9	57	6.3	16	0
Ryan Tannehill	2	-2	-1.0	-1	0
TOTAL	32	124	3.9	16	0

RUSHING	ATT	YDS	AVG	LG	TD
David Johnson	5	28	5.6	15	0
Rex Burkhead	12	24	2.0	6	0
Davis Mills	4	12	3.0	11	0
TOTAL	21	64	3.0	15	0

RECEIVING	NO	YDS	AVG	LG	TD
Julio Jones	5	58	11.6	19	1
Nick Westbrook-Ikhine	4	78	19.5	36	1
A.J. Brown	4	68	17.0	24	1
Anthony Firkser	4	56	14.0	24	1
Chester Rogers	2	4	2.0	4	0
D'Onta Foreman	1	15	15.0	15	0
Khari Blasingame	1	5	5.0	5	0
Geoff Swaim	1	2	2.0	2	0
Dontrell Hilliard	1	1	1.0	1	0
TOTAL	23	287	12.5	36	4

RECEIVING	NO	YDS	AVG	LG	TD
Danny Amendola	7	113	16.1	37	2
Nico Collins	3	67	22.3	30	0
Rex Burkhead	3	42	14.0	20	0
Chris Moore	3	38	12.7	28	1
Brandin Cooks	3	26	8.7	25	0
David Johnson	3	8	2.7	7	0
Antony Auclair	1	7	7.0	7	0
TOTAL	23	301	13.1	37	3

TOP DEFENSE	TOT	SOLO	AST	SCK	YDS	INT
Zach Cunningham	9	6	3	0.0	0.0	0
Elijah Molden	6	6	0	0.0	0.0	0
Kevin Byard	5	3	2	0.0	0.0	0

TOP DEFENSE	TOT	SOLO	AST	SCK	YDS	INT
Terrence Brooks	8	5	3	0.0	0.0	0
Christian Kirksey	8	4	4	0.0	0.0	0
Kamu Grugier-Hill	7	5	2	0.0	0.0	0

FIELD GOALS	FGM/FGA	PERCENT	RESULTS
Randy Bullock	0-1	0.0	42WL
TOTAL	0-1	0.0	

FIELD GOALS	FGM/FGA	PERCENT	RESULTS
Ka'imi Fairbairn	1-1	100.0	31G
TOTAL	1-1	100.0	

Team Statistics

	Titans	Texans
First Downs	23	18
3rd-Down Eff. (Made/Att/Pct)	8/13/62%	4/11/36%
4th-Down Eff. (Made/Att/Pct)	0/0/0%	1/1/100%
Total Net Yards	405	353
Total Plays	65	56
Yards Per Play	6.2	6.3
Rushes/Net Yards	32/124	21/64
Net Passing	281	289
Pass Attempts/Completions	32/23	33/23
Had Intercepted	0	0
Sacked/Yards Lost	1/6	2/12
Punts/Average	4/49.3	5/42.6
Penalties/Yards	5/42	4/65
Fumbles/Lost	2/0	0/0
Possession Time	33:34	26:26



HOUSTON
TEXANS

TEXANS HISTORY



ROBERT C.
MCNAIR
★ 1937 - 2018 ★



Robert C. McNair (Jan. 1, 1937 – Nov. 23, 2018), a leading businessman, sportsman and philanthropist in Houston, Texas for more than 50 years, was the founder, senior chairman and chief executive officer of the Houston Texans National Football League team.

McNair was perhaps best known in the business community as the founder of Cogen Technologies, which became the largest privately owned cogeneration company in the world with an aggregate capacity of 1,400 megawatts. In 1999, he sold the company while retaining ownership of power plants in New York and West Virginia, until 2017 and 2018 respectively.

McNair served as senior chairman of McNair Interests, headquartered in Houston, Texas, where he oversaw an investment portfolio. McNair owned Palmetto Partners, Ltd. and RCM Financial Services, L.P., private investment entities that managed the McNairs' private and public equity investments. He was inducted into the Texas Business Hall of Fame and the Houston Hall of Fame in 1997 and 2010, respectively. In 2018, the South Carolina Business Hall of Fame honored McNair as a 2019 Laureate for his work as a champion of free enterprise and a role model in business to youth.

Committed to bringing an NFL team to Houston, McNair formed Houston NFL Holdings in 1998. On October 5, 1999, the NFL awarded him the 32nd NFL franchise, returning professional football to the City of Houston in 2002. McNair's influence and leadership also brought two Super Bowls to Houston's NRG Stadium: Super Bowl XXXVIII in 2004 and Super Bowl LI in 2017.

McNair was born in Tampa, Fla. He and his wife, Janice Suber McNair, were residents of Houston since 1960. McNair graduated from the University of South Carolina in Columbia, S.C. in 1958 with a Bachelor of Science degree. In 1999, Mr. McNair received an Honorary Doctor of Humane Letters degree from the University of South Carolina. In 2010, he received an Honorary Doctor of Humanities in Medicine from Baylor College of Medicine. Janice McNair graduated from Columbia College in Columbia, S.C. in 1959. In 2015, she received an Honorary Doctor of Humanities from Columbia College.

McNair is survived by his wife, Janice, four adult children, sixteen grandchildren and seven great grandchildren. He was preceded in death by his parents, Ruth Adair McNair and Ruse Foster McNair, and two brothers Ruse Foster McNair Jr. and John McNair.

PHILANTHROPIC IMPACT

McNair chaired The Robert and Janice McNair Foundation, the Houston Texans Foundation headquartered in Houston, Texas, and The Robert and Janice McNair Educational Foundation where he grew up in Forest City, N.C. For over 25 years, the McNairs and their foundations gave generously to a wide array of charitable, scientific, literary, educational and religious organizations including Baylor College of Medicine's MD/PhD Program, scholarship initiatives at the University of South Carolina, Rice University, Columbia College, Newberry College, Austin College, Virginia Tech and Houston Community College.

The McNairs' passion for education included the Houston Independent School District's Fine Arts Program, Project GRAD Houston, Teach For America, the Neuhaus Education Center and the Houston-area charter schools initiative. At the James A. Baker III Institute for Public Policy at Rice University, they endowed the Robert and Janice McNair Public Policy Chair; a position held by the Institute's founding director, Ambassador Edward P. Djerejian. The McNairs' love for their community is evident throughout the City of Houston and includes the Houston Zoo's McNair Asian Elephant Habitat, the jogging trail at Discovery Green, the San Jacinto Girl Scouts Equestrian Center, the McNair Cub Scout Adventure World, the United Way Computer Training Center, and the McNair Hall and McNair Plaza at Houston Baptist University. They sponsored community outreach programs for the Houston Symphony, Houston Grand Opera, Houston Museum of Fine Arts and Young Audiences of Houston. In addition, McNair was a founding member of the Cotswold Project, a revitalization project in downtown Houston.

In 2007, the McNairs turned their primary philanthropic focus to medical research. They established the McNair Medical Institute and provided a transformational gift to Baylor College of Medicine in Houston. The McNair Scholars Program soon followed to recruit and deploy world-class physicians and research scientists in the fields of Type 1 diabetes, cancer and neurosciences. In addition to Baylor College of Medicine, McNair Scholars are located across Houston's acclaimed Texas Medical Center including MD Anderson, The Menninger Clinic, Texas Children's Hospital and the Texas Heart Institute.

In 2013 and 2014, the McNairs provided major gifts to Houston's AD Players Theater, Houston's United Way 2-1-1 Capital Campaign, the Star of Hope Family Place, Houston Parks Bayou Greenways 2020 and the Houston Zoo's Phase II African Forest campaign. Honoring the fruits of American entrepreneurship, in 2015 the McNairs began establishing McNair Centers for Entrepreneurism and Free Enterprise at the James A. Baker III Institute for Public Policy at Rice University, the University of St. Thomas Houston, the University of South Carolina, Columbia College in Columbia, South Carolina and Northwood University in Midland, Michigan. In 2016, they added a McNair Center at Houston Baptist University. When Hurricane Harvey hit their hometown and surrounding area in 2017, the McNairs stepped forward immediately and donated \$3 million to the United Way of Greater Houston for relief efforts.



AWARDS AND RECOGNITION

Janice and Bob McNair's philanthropic leadership, humanitarian efforts and impact in the community were recognized far and wide with numerous awards and honors. In 2003, the Association of Fundraising Professionals honored their namesake foundation, The Robert and Janice McNair Foundation, with their 2003 Outstanding Philanthropic Foundation Award. In November 2004, the Houston Independent School District followed with their Hall of Fame Award, and in 2008, Young Audiences of Houston bestowed their Houston Community Arts Partner Leadership Award. In 2012, the Neuhaus Education Center applauded the Foundation for 15 years of loyal support, and in May it was recognized at the Mayor's Literacy Leadership Breakfast. In 2013, during their "Hats in the Park" luncheon, the Hermann Park Conservancy honored the Foundation for supporting Centennial Gardens.

Bob McNair was the recipient of numerous awards including the Anti-Defamation League's Torch of Liberty Award, Northwood University's Outstanding Business Leader Award, the Association for Private Enterprise Education's Herman W. Lay Memorial Award, the Houston Chapter of the National Football Foundation's Distinguished American Award, the Houston Rotary Club's Distinguished Citizen Award, the South Main Center Association's City Builder Award, the Houston Advertising Federation's Annual Trailblazer Award (for significantly enhancing the overall image of Houston both locally and globally), the Sam Houston Area Council of the Boy Scouts of America Distinguished Citizen Award, the Texas Heart Institute's Denton A. Cooley Leadership Award, the Freedoms Foundation at Valley Forge National Award for Outstanding Patriotism, Responsible Citizenship and Community Involvement and the Fellowship of Christian Athletes President and Mrs. George H. W. Bush Community Impact Award.

In June 2005, Rice University's board of trustees named their 167,000-square-foot Jesse H. Jones Graduate School of Management, "Janice and Robert McNair Hall." In October 2007, Baylor College of Medicine presented their first Pink Ribbon Hero Award for Ambassadorship to the McNairs for their support of past Pink Ribbon Houses and for their commitment to fight cancer. In April 2009, the KIPP Academy honored the McNairs for their devotion in supporting the education of inner city and underprivileged youth. In May 2009, Bob McNair was named "Entrepreneur of the Decade" by the Houston Technology Center. In November, he was awarded the James A. Baker III Prize for Excellence in Leadership, an honor that recognizes nationally and internationally renowned leaders for excellence in public service and civic life. That December, McNair



received the inaugural Rotary Lombardi Humanitarian Award, followed by the Houston Independent School District presenting him with their Encore for Excellence Award. In April 2010, the DePelchin Children's Center presented Janice and Bob McNair with their Kezia DePelchin Award in honor of their long-standing support of the DePelchin Children's Center.

Bob McNair was inducted into the South Carolina Athletic Hall of Fame in May 2010. In November, the Association of Fundraising Professionals presented Janice and Bob McNair with their Maurice Hirsch Award for Philanthropy, the highest recognition given to an individual or family for exceptional generosity and outstanding civic and charitable responsibility. In 2012, Rice University again honored the McNairs during the 10th anniversary of McNair Hall, and in 2013, they were the recipients of the Texas Association of Partners in Education Award for the Texas Outstanding Sports Partnership.

In 2014, the McNairs received UNICEF's inaugural Margaret Alkek Williams Humanitarian Award and Houston Baptist University's Spirit of Excellence Award. They were honored by the Houston Zoo, the Souper Bowl of Caring, and in 2011, Bob McNair was honored by the Junior Achievement of Southeast Texas as a Class of 2011 Laureate, and the JA Hall of Achievement. In September 2011, Texas Children's Cancer Center honored the McNairs as their 2011 Community Champions. In April 2012, the Escape Family Resource Center honored them as headliners for their annual Celebrity Serve benefit.

Bob McNair was selected as one of Texas Medical Center's 2013 Men of Distinction, and Janice and Bob McNair were Honorary Co-Chairs for Impact a Hero's 2013 Gala. They chaired the American Cancer Society's Hope Lodge Houston campaign, and were honored as Community Partner Honorees, along with the Houston Texans, at the Houston Symphony's Centennial Opening Night in September 2013. In November 2013, the McNairs were selected by the DePelchin Children's Center to serve as Honorary Event Chairs at their Children's Center Gala. In February 2014, Janice and Bob McNair received the Houston Community College's Crystal Eagle Award. In November 2015, MD Anderson and NBC's Tom Brokaw honored Bob McNair as MD Anderson's "Living Legend".

In March of 2016, Janice and Bob McNair were selected as Honorary Chairs of the Texas Children's Hospital Promise Campaign. In February 2017, the Lombardi Honors and Awards program awarded Janice and Bob McNair with their 2016 Lombardi Fellows and Humanitarians of the Year awards. In May, the Newberry College John Bachman Society presented the McNairs with their "Distinguished Members for 2017" Award. In September 2017, Rutherford County N.C., where Bob McNair grew up, inducted him into their inaugural Sports Hall of Fame class, and in 2018, McNair become the sixth recipient of the Texas Sports Hall of Fame's Lamar Hunt Lifetime Achievement Award. In 2018, the McNairs were awarded Houston Baptist University's Founders Medal, which had only been awarded one other time. McNair was also recognized posthumously with the 2020 Lifetime Achievement Award by the Houston Sports Awards.

Bob McNair was a member of the Board of Trustees for numerous institutions including Rice University, Baylor College of Medicine, the Texas Heart Institute, Houston Grand Opera, the Museum of Fine Arts Houston, the Greater Houston Partnership, the Greater Houston Convention and Visitors Bureau, the Free Enterprise Institute, the Sigma Chi Foundation, the Federal Reserve Banks of Dallas and Houston, and the Young Presidents' and World Presidents' Organizations.



TEAM ACCOMPLISHMENTS UNDER MCNAIR

Under McNair's leadership, the Texans became one of three teams in the NFL (Chiefs and Patriots) to win their division in three of the last four years of his tenure (2015-16 and 2018) and won their division in five of his last eight seasons (2011-12, 2015-16 and 2018).

McNair hired Bill O'Brien as the third head coach of the franchise in January 2014. In 2018, Houston earned its fourth winning season in five years and won three division titles in a five-year span.

In 2016, the Texans enjoyed the distinction of their third consecutive winning season for the first time in franchise history and won their second consecutive AFC South Division championship for the second time under McNair. Houston advanced to the AFC Divisional Round for the first time since 2012 and finished the year with the NFL's top-ranked defense for the first time in franchise history. The team also posted a 7-1 record at home during the regular season, which set a single-season franchise record and tied for the best home record in the NFL in 2016.

McNair's Texans won their first AFC South title in 2011 and gave Houston its first NFL playoff game in nearly 18 years with a 31-10 win vs. Cincinnati in the Wild Card round on January 7, 2012. Houston then claimed its second consecutive AFC South title in 2012 and finished the regular season 12-4, matching the most regular season wins in the City of Houston's NFL history.

McNair was actively involved in NFL affairs including serving as chairman of the Finance Committee. He was also a member of the Audit, Compensation and Chairman's Committees.

STONERSIDE STABLE

Stonerside Stable, a major Thoroughbred horse farm in Kentucky, was also among McNair's successes. The 1,947-acre Thoroughbred horse farm and racing stable was home to more than 275 racehorses, broodmares, yearlings and weanlings. From its inception in 1994, Stonerside won 72 Graded Stakes races including Grade I wins in the Belmont, Breeders' Cup Mile, the Travers, the Haskell, the Hollywood Gold Cup, the Cigar Mile, the Carter, the Swaps, the Wood Memorial, the Matriarch and the Oak Leaf Stakes. Stonerside also finished second and third in the Kentucky Derby and was the co-breeder of Fusaichi Pegasus, winner of the Derby in 2000. Stonerside has bred the winners of more than \$50 million, including the 2008 Breeders' Cup Classic winner Raven's Pass and 2008 Champion American Juvenile colt Midshipman, the winner of the Breeders' Cup Juvenile. Stonerside was named Breeder of the Year in 2007 and 2008 by Kentucky horsemen.

McNair served on the boards of the Breeders' Cup and Thoroughbred Owners and Breeders Association and was awarded the Allan Bogan Memorial Award for outstanding services to the Texas Thoroughbred Association. He was a member of the prestigious Jockey Club, which governs the sport of Thoroughbred racing. In October 2008, McNair sold Stonerside Farm and Racing Stable. The Texas Horse Racing Hall of Fame inducted Janice and Bob as members in 2019.



THE TEXAS BOWL

As founder and chairman emeritus of the Texas Bowl, McNair revived Houston's collegiate bowl game on December 28, 2006. The game now features teams from the Big 12 and SEC conferences and boasts an average attendance of more than 70,000 fans a year, ranking fifth among all Bowls trailing only the Rose, Peach, Fiesta and Orange Bowls since 2016. In 2006, McNair selected the DePelchin Children's Center as the bowl game's charitable beneficiary. DePelchin has since received more than \$2 million in direct financial support and millions more in promotional support from the Texas Bowl partnership.



HOUSTON TEXANS BY THE NUMBERS UNDER MCNAIR'S LEADERSHIP (2002-18)	
5	DIVISION TITLES ('11, '12, '16, '18)
7	WINNING SEASONS FROM 2009-2018
28	PLAYERS NAMED TO AP ALL-PRO TEAM
45	PLAYERS NAMED TO THE PRO BOWL
174	CONSECUTIVE SOLD OUT HOME GAMES



HONORING A HOUSTON LEGEND

On Nov. 26, 2018, the Texans and their fans honored Robert C. McNair's legacy before their game against the Tennessee Titans on ESPN's *Monday Night Football*. McNair passed away on Friday, November 23, 2018 at the age of 81. The Texans paid tribute to their founder in a pregame ceremony, which included a video tribute to him while the Texas A&M Singing Cadets sang "Amazing Grace." While the video was played, one side of the video board displayed the words: "Faith, Family, Philanthropy, Football." Houston also saluted McNair by wearing helmet decals in the shape of a football with white block letters bearing his initials of "RCM." The initials were also painted on both 25-yard lines.

Messages of appreciation and respect continued to pour in following McNair's death and Texans players felt a 34-17 victory over Tennessee was the perfect way to honor him.

"The one thing Mr. McNair wanted was a winner," Texans DE J.J. Watt said. "All he wanted was a winner. He wanted to win every week. He wanted a team that could win and bring a championship to this city. So to be able to win eight straight and to be able to win tonight for him was good, and we're going to try to keep doing that for him."



CELEBRATING HIS LIFE AND LEGACY

A public celebration of life for Robert C. McNair took place at NRG Stadium on Friday, December 7, 2018. The Reverend Eric S.C. Manning, who is the Senior Pastor at Mother Emanuel A.M.E. Church in Charleston, S.C., led the welcome and invocation while the Houston Symphony and Houston Grand Opera performed the music.

Tributes were given by Former U.S. Secretary of State James A. Baker III, NFL Commissioner Roger Goodell, President of the University of South Carolina Dr. Harris Pastides and Pastor Emeritus of Memorial Drive Presbyterian Church Dr. Dave Peterson. The large guest list included Governor Greg Abbott, Gayle Benson, Michael Bidwill, Arthur Blank, Jim Crane, Senator Ted Cruz, Tilman Fertitta, Clark Hunt, Jim Irsay, Jerry Jones, Marcus Luttrell, Virginia McCaskey, Art Rooney, Amy Adams Strunk, Mayor Sylvester Turner and more.



RING OF HONOR CEREMONY & FOUNDER'S DAY

The Houston Texans inducted Robert C. McNair into the Texans Ring of Honor on Sunday, Oct. 6, 2019 at halftime of the game vs. the Atlanta Falcons. McNair became the second inductee into the Houston Texans Ring of Honor, joining retired WR Andre Johnson. Marc Vandermeer, voice of the Houston Texans, and Johnson hosted the McNair family at mid-field to present them with a framed red blazer and unveil Mr. McNair's name on the northwest 800-level Ring of Honor ribbon.

Moving forward, the Texans will celebrate McNair's life and legacy each year on October 6, the day the team was awarded to the McNairs, which is now known as Founder's Day. As a Founder's Day tradition, each year the Houston Texans staff will complete a service project in his memory to honor McNair's philanthropic legacy.



"What a great joy it is for me to see my dad become part of our Houston Texans Ring of Honor," said Texans Chair and CEO Cal McNair in a halftime address to the crowd. "I remember standing with him in this exact spot in 2000, when this stadium had yet to be built and this organization had just been formed. He was so proud that one day this would be a place that 72,000 of his favorite people – Houstonians...Texans – would gather to cheer on a team they could once again call their own. He loved this city, this team and the avenues it provided to better the community. Not a day goes by that we don't think about him or wish he was still with us, and we are humbled and excited to celebrate him today as he is immortalized in the Ring of Honor. Thank you and go Texans!"



ANDRE JOHNSON INDUCTED INTO RING OF HONOR

The Houston Texans honored former wide receiver Andre Johnson on Sunday, Nov. 19, 2017 during their game vs. the Arizona Cardinals at NRG Stadium. At halftime, the Texans inducted Johnson as the inaugural member of the Texans' Ring of Honor.

Johnson is the first Texans player inducted into the team's Ring of Honor, putting a Houston-sized bookend on his amazing career. Johnson's legacy is unmatched and makes him the perfect player to be the first to capture this amazing organizational honor. Inducting such a signature star as the first member of the team's Ring of Honor was a historic moment for Texans fans to witness. Johnson also served as the Homefield Advantage Captain and Coin Toss Captain.

Throughout the week leading up to the game, the Texans hosted several events in honor of Johnson. On Tuesday, the City of Houston presented the former Texan with a proclamation proclaiming Sunday, Nov. 19, 2017 as "Andre Johnson Day." Later that evening, children from the Houston Texans YMCA hosted a retirement party for Johnson at Bowlmor Lanes along with current Texans players, Mascot TORO, Cheerleaders and Ambassador Chester Pitts. On Thursday, Nov. 16, in partnership with Palais Royal, 80 lucky winners were selected to meet Johnson at NRG Stadium and receive an autograph and photo with the former Texans great.



ANDRE JOHNSON CAREER ACCOMPLISHMENTS

BASIC INFORMATION

- Drafted third overall by the Texans in the 2003 NFL Draft out of the University of Miami (Fla.)
- Played and started 169 games for the Texans from 2003-14 (12 seasons)

TEXANS RECORDS

- Franchise's all-time leader in nearly every receiving category:
 - Career receptions (1,012)
 - Career receiving yards (13,597)
 - Career receiving touchdowns (64)
 - Career 100-yard receiving games (51)
- Holds numerous individual game records including:
 - Receptions (14) - tied
 - Receiving yards (273)
 - Receiving touchdowns (three) - tied
- Set multiple single-season franchise records including:
 - Receptions with 115 in 2008 - tied
 - Receiving yards with 1,598 in 2012
- Had a stretch of 133 consecutive games played with a reception (11/6/05 to 12/21/14)
- Scored 64 career touchdowns with the Texans, second most in franchise history (A. Foster)
- Led the team in receptions and receiving yards in 10 different seasons

NFL CAREER ACCOMPLISHMENTS

- Ranks 11th all-time in receptions and 11th all-time in receiving yards
- Fifth all-time in receptions per game (5.5) and 15th all time in receiving yards per game (73.5)
- His 51 career 100-yard receiving games tie for fifth all-time
- Seven-time Pro Bowl selection (2005, 2007, 2009, 2010, 2011, 2013, 2014)
- Associated Press All-Pro First Team (2008, 2009)
- Associated Press All-Pro Second Team (2012)
- Led the NFL in receptions in 2006 with 103 and again in 2008 with a career-high 115
- Led the NFL in yards receiving in 2008 (1,575) and in 2009 (1,569)
- Holds the NFL record with 21 career games with 10 or more receptions and 100 or more yards receiving
 - Has 10 games with at least 10 receptions and 150 yards receiving, tied with Jerry Rice, Julio Jones and Antonio Brown for the most in NFL history
 - One of three players to record four seasons of 100-plus receptions and 1,400-plus yards (Marvin Harrison and Antonio Brown)
 - One of three players in modern NFL history to lead the league in receiving yards in back-to-back years



FROM HIS PEERS

Former Texans and Broncos Head Coach Gary Kubiak:

"Congratulations, what a tremendous honor for you and your family. You're a tremendous player and a tremendous person for the Texans. You taught them what a great player was. You taught a young organization what a great player was and what a great teammate was. More importantly, what a great person you were as well. You had tremendous accomplishments throughout your career. You're a Hall of Fame football player and a Hall of Fame person."

Former NFL WR and Hall of Famer Michael Irvin:

"His ability raised up other people to make them play great. What made him so difficult for everybody to cover is that he was that pinnacle, the perfect matchup. He was a big receiver that had the speed and he was incredible. Fast enough to get on top of you and beat you with the deep ball, but he was big enough and crafty enough to run every day down routes and beat you that way. He was a matchup nightmare for anybody."



DRE IN THE COMMUNITY

Andre Johnson's impact was not just on the field for the Houston Texans. The former wide receiver showcased an unwavering dedication to his adopted community of Houston. Johnson was a well-known community leader and advocate for youth off the field. The same year he was drafted by the Texans in 2003, he founded the Andre Johnson Foundation as a way to give back to the community and showcase the positive lifestyles and contribution of professional athletes. Over his career in Houston, Johnson established programs that make a difference in the lives of youth focusing on children from single-parent homes. Through his foundation, Johnson has donated more than \$400,000 to support programs and organizations that empower those youth.

JOHNSON'S COMMUNITY OUTREACH

- Founded the Andre Johnson Foundation in 2003
- Through his foundation, Andre has donated more than \$400,000 to support programs and organizations to empower youth from single-parent homes
- Created a Playbook for Success Program at Bastian Elementary School to educate students on the importance of building leadership qualities and teaches them proper etiquette to prepare for the real world
- Supported the Houston Area Women's Center to help women who are victims of domestic violence
- Hosts an annual football camp
- Provides groceries for families at Thanksgiving
- Provided presents for students at Bastian Elementary School through the Blue Santa program
- Invites children in the care of Child Protective Services to a shopping spree at Toys'R'Us



RETIRING A TEXAN

The Houston Texans signed WR Andre Johnson to a one-day contract that allowed him to retire as a member of the organization after being honored at a press conference on Wednesday, April 19, 2017, at NRG Stadium. The press conference included Chairman and Chief Executive Officer Cal McNair.

Johnson spent the first 12 seasons of his career with the Texans after being drafted third overall in the 2003 NFL Draft out of the University of Miami (Fla.). He is the franchise's all-time leader in nearly every receiving category including career receptions (1,012), receiving yards (13,597), receiving touchdowns (64) and 100-yard games (51). Johnson also holds numerous individual game records for the Texans, including most receptions (14), receiving yards (273) and receiving touchdowns (three) in a game.

Johnson played and started 169 games for the Texans from 2003-14 and led the team in receptions and receiving yards in 10 of those seasons. He set the single-season franchise record for receptions with 115 in 2008 and receiving yards with 1,598 in 2012. Johnson also had a stretch of 133 consecutive games played with a reception (11/6/05 to 12/21/14) and scored 64 career touchdowns with the Texans, second most in franchise history.

YEAR-BY-YEAR RESULTS



2002

Head Coach: Dom Capers

Preseason (1-4)

Day, Date	W/L Score	Opponent	H/A/N	Attend.	Venue (Roof Status)	Surface	Temp.	Kickoff Time	Hou. QB	Opp. QB
Mon, 8/5/02	L 17-34	N.Y. Giants	N	22,461	Fawcett Stadium (Canton,OH)	Artificial	74°	8:07 p.m. ET	D. Carr	K. Collins
Sat, 8/10/02	W 13-10	New Orleans	A	67,356	Louisiana Superdome	Artificial	NA	7:07 p.m. CT	D. Carr	A. Brooks
Sat, 8/17/02	L 9-19	Kansas City	A	73,506	Arrowhead Stadium	Grass	74°	7:30 p.m. CT	D. Carr	T. Green
Sat, 8/24/02	L 3-24	Miami	H	69,432	Reliant Stadium (open)	Grass	90°	7:10 p.m. CT	D. Carr	J. Fiedler
Fri, 8/30/02	L 13-17	Tampa Bay	H	68,371	Reliant Stadium (open)	Grass	90°	7:06 p.m. CT	D. Carr	B. Johnson

Regular Season (4-12 overall; 4th AFC South; 2-6 home; 2-6 away)

Day, Date	W/L Score	Opponent	H/A/N	Attend.	Venue (Roof Status)	Surface	Temp.	Kickoff Time	Hou. QB	Opp. QB
Sun, 9/8/02	W 19-10	Dallas	H	69,604	Reliant Stadium (closed)	Grass	NA	7:36 p.m. CT	D. Carr	Q. Carter
Sun, 9/15/02	L 3-24	San Diego	A	56,098	Qualcomm Stadium	Grass	74°	1:15 p.m. PT	D. Carr	D. Brees
Sun, 9/22/02	L 3-23	Indianapolis	H	69,204	Reliant Stadium (open)	Grass	81°	12:01 p.m. CT	D. Carr	P. Manning
Sun, 9/29/02	L 17-35	Philadelphia	A	64,867	Veterans Stadium	NeXTurf	64°	1:02 p.m. ET	D. Carr	D. McNabb
Sun, 10/13/02	L 24-31	Buffalo	H	70,120	Reliant Stadium (closed)	Grass	NA	12:02 p.m. CT	D. Carr	D. Bledsoe
Sun, 10/20/02	L 17-34	Cleveland	A	73,248	Cleveland Browns Stadium	Grass	50°	4:05 p.m. ET	D. Carr	T. Couch
Sun, 10/27/02	W 21-19	Jacksonville	A	53,721	ALLTEL Stadium	Grass	78°	4:15 p.m. ET	D. Carr	M. Brunell
Sun, 11/3/02	L 3-38	Cincinnati	H	69,827	Reliant Stadium (closed)	Grass	NA	12:01 p.m. CT	D. Carr	J. Kitna
Sun, 11/10/02	L 10-17	Tennessee	A	68,804	The Coliseum	Grass	76°	12:03 p.m. CT	D. Carr	S. McNair
Sun, 11/17/02	L 21-24	Jacksonville	H	69,711	Reliant Stadium (open)	Grass	66°	12:02 p.m. CT	D. Carr	M. Brunell
Sun, 11/24/02	W 16-14	N.Y. Giants	H	70,054	Reliant Stadium (open)	Grass	78°	3:15 p.m. CT	D. Carr	K. Collins
Sun, 12/1/02	L 3-19	Indianapolis	A	56,820	RCA Dome	Astroturf	NA	4:00 p.m. ET	D. Carr	P. Manning
Sun, 12/8/02	W 24-6	Pittsburgh	A	58,551	Heinz Field	Grass	35°	1:01 p.m. ET	D. Carr	T. Maddox
Sun, 12/15/02	L 19-23	Baltimore	H	70,108	Reliant Stadium (open)	Grass	70°	12:02 p.m. CT	D. Carr	J. Blake
Sun, 12/22/02	L 10-26	Washington	A	70,291	FedEx Field	Grass	54°	1:02 p.m. ET	D. Carr	P. Ramsey
Sun, 12/29/02	L 3-13	Tennessee	H	70,694	Reliant Stadium (open)	Grass	64°	12:03 p.m. CT	D. Carr	S. McNair

2003

Head Coach: Dom Capers

Preseason (0-4)

Day, Date	W/L Score	Opponent	H/A/N	Attend.	Venue (Roof Status)	Surface	Temp.	Kickoff Time	Hou. QB	Opp. QB
Mon, 8/9/03	L 12-20	Denver	H	70,021	Reliant Stadium (closed)	Grass	NA	7:38 p.m. CT	D. Carr	J. Plummer
Fri, 8/15/03	L 6-34	Dallas	A	60,058	Texas Stadium	Artificial	95°	7:06 p.m. CT	D. Carr	Q. Carter
Sat, 8/23/03	L 17-19	San Diego	H	70,007	Reliant Stadium (open)	Grass	89°	7:30 p.m. CT	D. Carr	D. Brees
Thu, 8/28/03	L 3-34	Tampa Bay	A	64,808	Raymond James Stadium	Grass	82°	8:05 p.m. ET	D. Carr	B. Johnson

Regular Season (5-11 overall; 4th AFC South; 3-5 home; 2-6 away)

Day, Date	W/L Score	Opponent	H/A/N	Attend.	Venue (Roof Status)	Surface	Temp.	Kickoff Time	Hou. QB	Opp. QB
Sun, 9/7/03	W 21-20	Miami	A	73,010	Pro Player Stadium	Grass	89°	1:06 p.m. ET	D. Carr	J. Fiedler
Sun, 9/14/03	L 10-31	New Orleans	A	68,390	Louisiana Superdome	Artificial	NA	12:02 p.m. CT	D. Carr	A. Brooks
Sun, 9/21/03	L 14-42	Kansas City	H	70,487	Reliant Stadium (closed)	Grass	NA	12:02 p.m. CT	D. Carr	T. Green
Sun, 9/28/03	W 24-20	Jacksonville	H	70,041	Reliant Stadium (open)	Grass	79°	12:05 p.m. CT	D. Carr	B. Leftwich
Sun, 10/12/03	L 17-38	Tennessee	A	68,809	The Coliseum	Grass	69°	12:03 p.m. CT	D. Carr	S. McNair
Sun, 10/19/03	L 14-19	N.Y. Jets	H	70,623	Reliant Stadium (open)	Grass	79°	3:05 p.m. ET	D. Carr	V. Testaverde
Sun, 10/26/03	L 21-30	Indianapolis	A	56,132	RCA Dome	Artificial	NA	4:15 p.m. ET	D. Carr	P. Manning
Sun, 11/2/03	W 14-10	Carolina	H	70,052	Reliant Stadium (open)	Grass	81°	12:02 p.m. CT	T. Banks	J. Delhomme
Sun, 11/9/03	L 27-34	Cincinnati	A	50,437	Paul Brown Stadium	Grass	43°	1:03 p.m. ET	D. Carr	J. Kitna
Sun, 11/16/03	W 12-10	Buffalo	A	72,677	Ralph Wilson Stadium	AstroPlay	47°	1:01 p.m. ET	D. Carr	D. Bledsoe
Sun, 11/23/03(L(OT)20-23	New England	H	70,719	Reliant Stadium (closed)	Grass	NA	12:02 p.m. CT	T. Banks	T. Brady	
Sun, 11/30/03	W 17-13	Atlanta	H	70,388	Reliant Stadium (open)	Grass	70°	12:03 p.m. CT	T. Banks	D. Johnson
Sun, 12/7/03	L 0-27	Jacksonville	A	43,363	ALLTEL Stadium	Grass	56°	1:02 p.m. ET	D. Ragone	B. Leftwich
Sun, 12/14/03	L 3-16	Tampa Bay	A	65,124	Raymond James Stadium	Grass	67°	1:01 p.m. ET	D. Ragone	B. Johnson
Sun, 12/21/03	L 24-27	Tennessee	H	70,758	Reliant Stadium (open)	Grass	NA	12:03 p.m. CT	D. Carr	S. McNair
Sun, 12/28/03	L 17-20	Indianapolis	H	70,680	Reliant Stadium (closed)	Grass	NA	12:03 p.m. CT	D. Carr	P. Manning

YEAR-BY-YEAR RESULTS



2004

Head Coach: Dom Capers

Preseason (1-3)

Day, Date	W/L	Score	Opponent	H/A/N	Attend.	Venue (Roof Status)	Surface	Temp.	Kickoff Time	Hou. QB	Opp. QB
Sat, 8/14/04	W	18-0	Dallas	H	70,431	Reliant Stadium (open)	Grass	85°	7:06 p.m. CT	D. Carr	V. Testaverde
Sat, 8/21/04	L	3-38	Pittsburgh	A	56,028	Heinz Field	Artificial	70°	7:35 p.m. ET	D. Carr	T. Maddox
Fri, 8/27/04	L	17-31	Denver	A	71,256	INVESCO Field at Mile High	Grass	54°	7:06 p.m. MT	D. Carr	J. Plummer
Thu, 9/2/04	L	9-17	Tampa Bay	H	70,024	Reliant Stadium (open)	Grass	83°	7:07 p.m. CT	D. Carr	B. Johnson

Regular Season (7-9 overall; 3rd AFC South; 3-5 home; 4-4 away)

Day, Date	W/L	Score	Opponent	H/A/N	Attend.	Venue (Roof Status)	Surface	Temp.	Kickoff Time	Hou. QB	Opp. QB
Sun, 9/12/04	L	20-27	San Diego	H	70,255	Reliant Stadium (closed)	Grass	NA	12:05 p.m. CT	D. Carr	D. Brees
Sun, 9/19/04	L	16-28	Detroit	A	61,465	Ford Field	Field Turf	68°	1:04 p.m. ET	D. Carr	J. Harrington
Sun, 9/26/04	W	24-21	Kansas City	A	77,433	Arrowhead Stadium	Grass	71°	12:00 p.m. CT	D. Carr	T. Green
Sun, 10/3/04	W	30-17	Oakland	H	70,741	Reliant Stadium (open)	Grass	NA	12:02 p.m. CT	D. Carr	K. Collins
Sun, 10/10/04L(OT)	28-34	Minnesota	H	70,718	Reliant Stadium (open)	Grass	NA	12:02 p.m. CT	D. Carr	D. Culpepper	
Sun, 10/17/04	W	20-10	Tennessee	A	68,932	The Coliseum	Grass	60°	12:02 p.m. CT	D. Carr	S. McNair
Sun, 10/31/04	W	20-6	Jacksonville	H	70,502	Reliant Stadium (open)	Grass	85°	12:02 p.m. CT	D. Carr	B. Leftwich
Sun, 11/7/04	L	13-31	Denver	A	74,292	INVESCO Field at Mile High	Grass	69°	2:15 p.m. MT	D. Carr	J. Plummer
Sun, 11/14/04	L	14-49	Indianapolis	A	56,511	RCA Dome	Artificial	NA	1:00 p.m. ET	D. Carr	P. Manning
Sun, 11/21/04	L	13-16	Green Bay	H	70,769	Reliant Stadium (closed)	Grass	NA	7:35 p.m. CT	D. Carr	B. Favre
Sun, 11/28/04	W	31-21	Tennessee	H	70,721	Reliant Stadium (open)	Grass	66°	12:05 p.m. CT	D. Carr	S. McNair
Sun, 12/5/04	L	7-29	N.Y. Jets	A	77,875	The Meadowlands	FieldTurf	56°	1:03 p.m. ET	D. Carr	C. Pennington
Sun, 12/12/04	L	14-23	Indianapolis	H	70,762	Reliant Stadium (open)	Grass	NA	12:02 p.m. CT	D. Carr	P. Manning
Sun, 12/19/04	W	24-5	Chicago	A	62,122	Soldier Field	Grass	12°	12:02 p.m. CT	D. Carr	C. Hutchinson
Sun, 12/26/04	W	21-0	Jacksonville	A	66,227	ALLTEL Stadium	Grass	40°	1:03 p.m. ET	D. Carr	B. Leftwich
Sun, 1/2/05	L	14-22	Cleveland	H	70,724	Reliant Stadium (closed)	Grass	72°	12:02 p.m. CT	D. Carr	K. Holcomb

2005

Head Coach: Dom Capers

Preseason (1-3)

Day, Date	W/L	Score	Opponent	H/A/N	Attend.	Venue (Roof Status)	Surface	Temp.	Kickoff Time	Hou. QB	Opp. QB
Sat, 8/13/05	L	14-20	Denver	H	70,016	Reliant Stadium (closed)	Grass	NA	7:07 p.m. CT	D. Carr	J. Plummer
Sat, 8/20/05	W	19-17	Oakland	H	70,116	Reliant Stadium (closed)	Grass	NA	7:07 p.m. CT	D. Carr	K. Collins
Sat, 8/27/05	L	9-21	Dallas	A	54,288	Texas Stadium	Artificial	93°	7:00 p.m. CT	D. Carr	D. Bledsoe
Thu, 9/1/05	L	14-38	Tampa Bay	A	63,591	Raymond James Stadium	Grass	84°	7:36 p.m. ET	D. Carr	B. Griese

Regular Season (2-14 overall; 4th AFC South; 2-6 home; 0-8 away)

Day, Date	W/L	Score	Opponent	H/A/N	Attend.	Venue (Roof Status)	Surface	Temp.	Kickoff Time	Hou. QB	Opp. QB
Sun, 9/11/05	L	7-22	Buffalo	A	71,781	Ralph Wilson Stadium	AstroPlay	76°	1:05 p.m. ET	D. Carr	J. Losman
Sun, 9/18/05	L	7-27	Pittsburgh	H	70,742	Reliant Stadium (open)	Grass	90°	12:02 p.m. CT	D. Carr	B. Roethlisberger
Sun, 10/2/05	L	10-16	Cincinnati	A	65,714	Paul Brown Stadium	FieldTurf	79°	1:02 p.m. ET	D. Carr	C. Palmer
Sun, 10/9/05	L	20-34	Tennessee	H	70,430	Reliant Stadium (closed)	Grass	NA	12:02 p.m. CT	D. Carr	S. McNair
Sun, 10/16/05	L	10-42	Seattle	A	66,196	Qwest Field	FieldTurf	57°	5:38 p.m. PT	D. Carr	M. Hasselbeck
Sun, 10/23/05	L	20-38	Indianapolis	H	70,621	Reliant Stadium (closed)	Grass	NA	12:03 p.m. CT	D. Carr	P. Manning
Sun, 10/30/05	W	19-16	Cleveland	H	70,064	Reliant Stadium (open)	Grass	78°	12:02 p.m. CT	D. Carr	T. Dilfer
Sun, 11/6/05	L	14-21	Jacksonville	A	64,613	ALLTEL Stadium	Grass	79°	1:01 p.m. ET	D. Carr	B. Leftwich
Sun, 11/13/05	L	17-31	Indianapolis	A	57,209	RCA Dome	Artificial	NA	1:03 p.m. ET	D. Carr	P. Manning
Sun, 11/20/05	L	17-45	Kansas City	H	70,481	Reliant Stadium (open)	Grass	58°	7:37 p.m. CT	D. Carr	T. Green
Sun, 11/27/05L(OT)	27-33	St. Louis	H	70,010	Reliant Stadium (open)	Grass	NA	12:03 p.m. CT	D. Carr	J. Martin	
Sun, 12/4/05	L	15-16	Baltimore	A	69,909	M&T Bank Stadium	Momentum	47°	1:02 p.m. ET	D. Carr	K. Boller
Sun, 12/11/05	L	10-13	Tennessee	A	69,149	The Coliseum	Grass	43°	12:03 p.m. CT	D. Carr	S. McNair
Sun, 12/18/05	W	30-19	Arizona	H	70,024	Reliant Stadium (closed)	Grass	NA	12:02 p.m. CT	D. Carr	K. Warner
Sat, 12/24/05	L	20-38	Jacksonville	H	70,025	Reliant Stadium (open)	Grass	65°	12:03 p.m. CT	D. Carr	D. Garrard
Sun, 1/1/06	L(OT)	17-20	San Francisco	A	67,970	Monster Park	Grass	56°	1:05 p.m. PT	D. Carr	A. Smith

YEAR-BY-YEAR RESULTS



2006

Head Coach: Gary Kubiak

Preseason (3-1)

Day, Date	W/L	Score	Opponent	H/A/N	Attend.	Venue (Roof Status)	Surface	Temp.	Kickoff Time	Hou. QB	Opp. QB
Sat, 8/12/06	W	24-14	Kansas City	H	70,016	Reliant Stadium (closed)	Grass	NA	7:07 p.m. CT	D. Carr	T. Green
Sat, 8/19/06	W	27-20	St. Louis	A	65,391	Edward Jones Dome	Artificial	NA	7:00 p.m. CT	D. Carr	M. Bulger
Sat, 8/27/06	L	14-17	Denver	A	73,689	INVESCO Field at Mile High	Grass	70°	6:04 p.m. MT	D. Carr	J. Plummer
Thu, 8/31/06	W	16-13	Tampa Bay	H	70,037	Reliant Stadium (closed)	Grass	NA	7:07 p.m. CT	S. Rosenfels	C. Simms

Regular Season (6-10 overall; 4th AFC South; 4-4 home; 2-6 away)

Day, Date	W/L	Score	Opponent	H/A/N	Attend.	Venue (Roof Status)	Surface	Temp.	Kickoff Time	Hou. QB	Opp. QB
Sun, 9/10/06	L	10-24	Philadelphia	H	70,180	Reliant Stadium (closed)	Grass	NA	12:02 p.m. CT	D. Carr	D. McNabb
Sun, 9/17/06	L	24-43	Indianapolis	A	56,614	RCA Dome	FieldTurf	NA	1:03 p.m. ET	D. Carr	P. Manning
Sun, 9/24/06	L	15-31	Washington	H	70,069	Reliant Stadium (closed)	Grass	NA	12:03 p.m. CT	D. Carr	M. Brunell
Sun, 10/1/06	W	17-15	Miami	H	70,071	Reliant Stadium (closed)	Grass	NA	12:02 p.m. CT	D. Carr	D. Culpepper
Sun, 10/15/06	L	6-34	Dallas	A	63,186	Texas Stadium	Sportfield Turf	66°	12:02 p.m. CT	D. Carr	D. Bledsoe
Sun, 10/22/06	W	27-7	Jacksonville	H	70,035	Reliant Stadium (open)	Grass	NA	12:03 p.m. CT	D. Carr	B. Leftwich
Sun, 10/29/06	L	22-28	Tennessee	A	69,143	LP Field	Grass	72°	12:02 p.m. CT	D. Carr	V. Young
Sun, 11/5/06	L	10-14	N.Y. Giants	A	78,485	Giants Stadium	FieldTurf	46°	1:02 p.m. ET	D. Carr	E. Manning
Sun, 11/12/06	W	13-10	Jacksonville	A	65,918	ALLTEL Stadium	Grass	56°	1:03 p.m. ET	D. Carr	D. Garrard
Sun, 11/19/06	L	21-24	Buffalo	H	70,125	Reliant Stadium (open)	Grass	61°	12:03 p.m. CT	D. Carr	J. Losman
Sun, 11/26/06	L	11-26	N.Y. Jets	A	76,596	The Meadowlands	FieldTurf	56°	1:02 p.m. ET	D. Carr	C. Pennington
Sun, 12/3/06	W	23-14	Oakland	A	46,276	McAfee Coliseum	Grass	56°	1:05 p.m. PT	D. Carr	A. Brooks
Sun, 12/10/06(L(OT))	W	20-26	Tennessee	H	70,760	Reliant Stadium (closed)	Grass	NA	12:02 p.m. CT	D. Carr	V. Young
Sun, 12/17/06	L	7-40	New England	A	68,756	Gillette Stadium	Grass	52°	1:02 p.m. ET	D. Carr	T. Brady
Sun, 12/24/06	W	27-24	Indianapolis	H	70,132	Reliant Stadium (closed)	Grass	NA	12:03 p.m. CT	D. Carr	P. Manning
Sun, 12/31/06	W	14-6	Cleveland	H	70,097	Reliant Stadium (open)	Grass	NA	12:02 p.m. CT	D. Carr	C. Frye

2007

Head Coach: Gary Kubiak

Preseason (2-2)

Day, Date	W/L	Score	Opponent	H/A/N	Attend.	Venue (Roof Status)	Surface	Temp.	Kickoff Time	Hou. QB	Opp. QB
Sat, 8/11/07	L	19-20	Chicago	H	70,060	Reliant Stadium (closed)	Grass	NA	7:08 p.m. CT	M. Schaub	R. Grossman
Sat, 8/18/07	W	33-20	Arizona	A	64,405	Univ. of Phoenix (closed)	Grass	NA	1:05 p.m. MT	M. Schaub	M. Leinart
Sat, 8/25/07	W	28-16	Dallas	H	70,516	Reliant Stadium (closed)	Grass	NA	7:08 p.m. CT	M. Schaub	T. Romo
Thu, 8/30/07	L	24-31	Tampa Bay	A	64,321	Raymond James Stadium	Grass	90°	8:08 p.m. ET	S. Rosenfels	L. McCown

Regular Season (8-8 overall; 4th AFC South; 6-2 home; 2-6 away)

Day, Date	W/L	Score	Opponent	H/A/N	Attend.	Venue (Roof Status)	Surface	Temp.	Kickoff Time	Hou. QB	Opp. QB
Sun, 9/9/07	W	20-3	Kansas City	H	70,080	Reliant Stadium (closed)	Grass	NA	12:05 p.m. CT	M. Schaub	D. Huard
Sun, 9/16/07	W	34-21	Carolina	A	73,665	Bank of America Stadium	Grass	74°	1:02 p.m. ET	M. Schaub	J. Delhomme
Sun, 9/23/07	L	24-30	Indianapolis	H	70,132	Reliant Stadium (closed)	Grass	NA	12:03 p.m. CT	M. Schaub	P. Manning
Sun, 9/30/07	L	16-26	Atlanta	A	69,312	The Georgia Dome	Field Turf	NA	1:02 p.m. ET	M. Schaub	J. Harrington
Sun, 10/7/07	W	22-19	Miami	H	70,156	Reliant Stadium (closed)	Grass	NA	12:02 p.m. CT	M. Schaub	T. Green
Sun, 10/14/07	L	17-37	Jacksonville	A	63,715	Jacksonville Municipal Stad.	Grass	81°	1:03 p.m. ET	M. Schaub	D. Garrard
Sun, 10/21/07	L	36-38	Tennessee	H	70,734	Reliant Stadium (closed)	Grass	NA	12:02 p.m. CT	M. Schaub	K. Collins
Sun, 10/28/07	L	10-35	San Diego	A	60,439	Qualcomm Stadium	Grass	78°	1:05 p.m. PT	M. Schaub	P. Rivers
Sun, 11/4/07	W	24-17	Oakland	A	49,603	McAfee Coliseum	Grass	70°	1:15 p.m. PT	S. Rosenfels	J. McCown
Sun, 11/18/07	W	23-10	New Orleans	H	70,780	Reliant Stadium (closed)	Grass	NA	12:02 p.m. CT	M. Schaub	D. Brees
Sun, 11/25/07	L	17-27	Cleveland	A	72,730	Cleveland Browns Stadium	Grass	41°	1:03 p.m. ET	M. Schaub	D. Anderson
Sun, 12/2/07	L	22-28	Tennessee	A	69,143	LP Field	Grass	61°	12:02 p.m. CT	M. Schaub	V. Young
Sun, 12/9/07	W	28-14	Tampa Bay	H	70,237	Reliant Stadium (closed)	Grass	NA	12:01 p.m. CT	S. Rosenfels	J. McCown
Thu, 12/13/07	W	31-13	Denver	H	70,747	Reliant Stadium (open)	Grass	59°	7:15 p.m. CT	S. Rosenfels	J. Cutler
Sun, 12/23/07	L	15-38	Indianapolis	A	57,262	RCA Dome	FieldTurf	NA	1:02 p.m. ET	S. Rosenfels	P. Manning
Sun, 12/30/07	W	42-28	Jacksonville	H	70,660	Reliant Stadium (open)	Grass	NA	12:02 p.m. CT	S. Rosenfels	Q. Gray

YEAR-BY-YEAR RESULTS



2008

Head Coach: Gary Kubiak

Preseason (2-2)

Day, Date	W/L	Score	Opponent	H/A/N	Attend.	Venue (Roof Status)	Surface	Temp.	Kickoff Time	Hou. QB	Opp. QB
Sat, 8/9/08	W	19-16	Denver	H	70,020	Reliant Stadium (closed)	Grass	NA	7:07 p.m. CT	M. Schaub	J. Cutler
Sat, 8/16/08	W	31-27	New Orleans	A	64,405	Louisiana Superdome	Momentum	NA	7:06 p.m. CT	M. Schaub	D. Brees
Sat, 8/22/08	L	22-23	Dallas	A	60,795	Texas Stadium	Artificial	94°	7:05 p.m. CT	M. Schaub	T. Romo
Thu, 8/28/08	L	6-16	Tampa Bay	H	70,011	Reliant Stadium (closed)	Grass	NA	7:07 p.m. CT	S. Rosenfels	L. McCown

Regular Season (8-8 overall; 3rd AFC South; 6-2 home; 2-6 away)

Day, Date	W/L	Score	Opponent	H/A/N	Attend.	Venue (Roof Status)	Surface	Temp.	Kickoff Time	Hou. QB	Opp. QB
Sun, 9/7/08	L	17-38	Pittsburgh	A	64,001	Heinz Field	Grass	72°	1:02 p.m. ET	M. Schaub	B. Roethlisberger
Sun, 9/21/08	L	12-31	Tennessee	A	69,143	LP Field	Grass	80°	12:02 p.m. CT	M. Schaub	K. Collins
Sun, 9/28/08	L(OT)	27-30	Jacksonville	A	64,061	Jacksonville Municipal Stad.	Grass	82°	1:02 p.m. ET	M. Schaub	D. Garrard
Sun, 10/5/08	L	27-31	Indianapolis	H	70,118	Reliant Stadium (open)	Grass	82°	12:02 p.m. CT	S. Rosenfels	P. Manning
Sun, 10/12/08	W	29-28	Miami	H	70,023	Reliant Stadium (open)	Grass	79°	12:02 p.m. CT	M. Schaub	C. Pennington
Sun, 10/19/08	W	28-21	Detroit	H	70,081	Reliant Stadium (open)	Grass	77°	3:05 p.m. CT	M. Schaub	D. Orlovsky
Sun, 10/26/08	W	35-6	Cincinnati	H	70,112	Reliant Stadium (open)	Grass	82°	2:47 p.m. CT	M. Schaub	R. Fitzpatrick
Sun, 11/2/08	L	21-28	Minnesota	A	62,839	Metrodome	FieldTurf	NA	12:05 p.m. CT	M. Schaub	G. Frerotte
Sun, 11/9/08	L	13-41	Baltimore	H	70,552	Reliant Stadium (open)	Grass	69°	12:02 p.m. CT	S. Rosenfels	J. Flacco
Sun, 11/16/08	L	27-33	Indianapolis	A	66,201	Lucas Oil Stadium (closed)	FieldTurf	NA	1:02 p.m. ET	S. Rosenfels	P. Manning
Sun, 11/23/08	W	16-6	Cleveland	A	72,077	Cleveland Browns Stadium	Grass	30°	1:03 p.m. ET	S. Rosenfels	B. Quinn
Mon, 12/1/08	W	30-17	Jacksonville	H	70,809	Reliant Stadium (open)	Grass	53°	7:40 p.m. CT	S. Rosenfels	D. Garrard
Sun, 12/7/08	W	24-21	Green Bay	A	70,245	Lambeau Field	Grass	3°	12:02 p.m. CT	M. Schaub	A. Rodgers
Sun, 12/14/08	W	13-12	Tennessee	H	70,831	Reliant Stadium (open)	Grass	72°	12:05 p.m. CT	M. Schaub	K. Collins
Sun, 12/21/08	L	16-27	Oakland	A	43,687	OAK-Alameda County Coli.	Grass	48°	1:05 p.m. PT	M. Schaub	J. Russell
Sun, 12/28/08	W	31-24	Chicago	H	70,838	Reliant Stadium (open)	Grass	46°	12:03 p.m. CT	M. Schaub	K. Orton

2009

Head Coach: Gary Kubiak

Preseason (2-2)

Day, Date	W/L	Score	Opponent	H/A/N	Attend.	Venue (Roof Status)	Surface	Temp.	Kickoff Time	Hou. QB	Opp. QB
Sat, 8/15/09	W	16-10	Kansas City	A	64,781	Arrowhead Stadium	Grass	78°	7:00 p.m. CT	M. Schaub	M. Cassel
Sat, 8/22/09	L	14-38	New Orleans	H	70,107	Reliant Stadium (closed)	Grass	NA	7:09 p.m. CT	M. Schaub	D. Brees
Mon, 8/31/09	L	10-17	Minnesota	H	70,191	Reliant Stadium (closed)	Grass	NA	7:06 p.m. CT	M. Schaub	B. Favre
Fri, 9/4/09	W	27-20	Tampa Bay	A	63,831	Raymond James Stadium	Grass	88°	7:07 p.m. ET	D. Orlovsky	J. Freeman

Regular Season (9-7 overall; 2nd AFC South; 4-4 home; 5-3 away)

Day, Date	W/L	Score	Opponent	H/A/N	Attend.	Venue (Roof Status)	Surface	Temp.	Kickoff Time	Hou. QB	Opp. QB
Sun, 9/13/09	L	7-24	N.Y. Jets	H	70,118	Reliant Stadium (closed)	Grass	NA	12:03 p.m. CT	M. Schaub	M. Sanchez
Sun, 9/20/09	W	34-31	Tennessee	A	69,143	LP Field	Grass	77°	12:03 p.m. CT	M. Schaub	K. Collins
Sun, 9/27/09	L	24-34	Jacksonville	H	70,083	Reliant Stadium (closed)	Grass	85°	12:03 p.m. CT	M. Schaub	D. Garrard
Sun, 10/4/09	W	29-6	Oakland	H	70,291	Reliant Stadium (closed)	Grass	NA	12:02 p.m. CT	M. Schaub	J. Russell
Sun, 10/11/09	L	21-28	Arizona	A	61,819	Univ. of Phoenix (closed)	Grass	NA	1:15 p.m. MT	M. Schaub	K. Warner
Sun, 10/18/09	W	28-17	Cincinnati	A	64,019	Paul Brown Stadium	FieldTurf	49°	1:02 p.m. ET	M. Schaub	C. Palmer
Sun, 10/25/09	W	24-21	San Francisco	H	70,820	Reliant Stadium (open)	Grass	74°	12:04 p.m. CT	M. Schaub	S. Hille
Sun, 11/1/09	W	31-10	Buffalo	A	69,790	Ralph Wilson Stadium	AstroPlay	49°	1:02 p.m. ET	M. Schaub	R. Fitzpatrick
Sun, 11/8/09	L	17-20	Indianapolis	A	66,033	Lucas Oil Stadium (open)	FieldTurf	69°	1:02 p.m. ET	M. Schaub	P. Manning
Mon, 11/23/09	L	17-20	Tennessee	H	71,153	Reliant Stadium (open)	Grass	NA	12:05 p.m. CT	M. Schaub	V. Young
Sun, 11/29/09	L	27-35	Indianapolis	H	70,990	Reliant Stadium (open)	Grass	NA	12:02 p.m. CT	M. Schaub	P. Manning
Sun, 12/6/09	L	18-23	Jacksonville	A	42,079	Jacksonville Municipal Stad.	Grass	54°	1:03 p.m. ET	M. Schaub	D. Garrard
Sun, 12/13/09	W	34-7	Seattle	H	70,380	Reliant Stadium (closed)	Grass	NA	12:02 p.m. CT	M. Schaub	M. Hasselbeck
Sun, 12/20/09	W	16-13	St. Louis	A	46,256	Edward Jones Dome	FieldTurf	NA	12:00 p.m. CT	M. Schaub	K. Null
Sun, 12/27/09	W	27-20	Miami	A	65,847	Land Shark Stadium	Grass	75°	1:02 p.m. ET	M. Schaub	C. Henne
Sun, 1/3/10	W	34-27	New England	H	71,029	Reliant Stadium (closed)	Grass	NA	12:02 p.m. CT	M. Schaub	T. Brady

YEAR-BY-YEAR RESULTS



2010

Head Coach: Gary Kubiak

Preseason (1-3)

Day, Date	W/L	Score	Opponent	H/A/N	Attend.	Venue (Roof Status)	Surface	Temp.	Kickoff Time	Hou. QB	Opp. QB
Sat, 8/14/10	L	16-19	Arizona	A	61,489	Univ. of Phoenix (closed)	Grass	NA	5:07 p.m. MT	M. Schaub	M. Leinart
Sat, 8/21/10	L	20-38	New Orleans	A	70,025	Louisiana Superdome	Momentum	NA	7:07 p.m. CT	M. Schaub	D. Brees
Sat, 8/28/10	W	23-7	Dallas	H	70,725	Reliant Stadium (closed)	Grass	NA	7:05 p.m. CT	M. Schaub	T. Romo
Thu, 9/2/10	L	17-24	Tampa Bay	H	70,035	Reliant Stadium (closed)	Grass	NA	7:07 p.m. ET	D. Orlovsky	R. Carpenter

Regular Season (6-10 overall; 3rd AFC South; 4-4 home; 2-6 away)

Day, Date	W/L	Score	Opponent	H/A/N	Attend.	Venue (Roof Status)	Surface	Temp.	Kickoff Time	Hou. QB	Opp. QB
Sun, 9/12/10	W	34-24	Indianapolis	H	70,974	Reliant Stadium (closed)	Grass	NA	12:02 p.m. CT	M. Schaub	P. Manning
Sun, 9/19/10	W(OT)	30-27	Washington	A	88,240	FedEx Field	Grass	85°	4:15 p.m. ET	M. Schaub	D. McNabb
Sun, 9/26/10	L	13-27	Dallas	H	71,456	Reliant Stadium (closed)	Grass	NA	12:02 p.m. CT	M. Schaub	T. Romo
Sun, 10/3/10	W	31-24	Oakland	A	32,218	OAK-Alameda County Col.	Grass	71°	1:05 p.m. PT	M. Schaub	B. Gradkowski
Sun, 10/10/10	L	10-34	N.Y. Giants	H	71,110	Reliant Stadium (closed)	Grass	NA	12:03 p.m. CT	M. Schaub	E. Manning
Sun, 10/17/10	W	35-31	Kansas City	H	70,926	Reliant Stadium (open)	Grass	78°	12:03 p.m. ET	M. Schaub	M. Cassel
Mon, 11/1/10	L	17-30	Indianapolis	A	66,363	Lucas Oil Stadium (closed)	FieldTurf	NA	8:41 p.m. ET	M. Schaub	P. Manning
Sun, 11/7/10	L	23-29	San Diego	H	70,886	Reliant Stadium (open)	Grass	63°	12:02 p.m. CT	M. Schaub	P. Rivers
Sun, 11/14/10	L	24-31	Jacksonville	A	63,340	EverBank Field	Grass	70°	1:04 p.m. ET	M. Schaub	D. Garrard
Sun, 11/21/10	L	27-30	N.Y. Jets	A	78,843	New Meadowlands Stadium	FieldTurf	46°	1:03 p.m. ET	M. Schaub	M. Sanchez
Sun, 11/28/10	W	20-0	Tennessee	H	70,855	Reliant Stadium (closed)	Grass	NA	12:02 p.m. CT	M. Schaub	R. Smith
Thu, 12/2/10	L	24-34	Philadelphia	A	69,144	Lincoln Financial Field	Grass	36°	8:30 p.m. ET	M. Schaub	M. Vick
Mon, 12/13/10	L(OT)	28-34	Baltimore	H	71,413	Reliant Stadium (closed)	Grass	NA	12:02 p.m. CT	M. Schaub	J. Flacco
Sun, 12/19/10	L	17-31	Tennessee	A	69,143	LP Field	Grass	36°	12:02 p.m. CT	M. Schaub	K. Collins
Sun, 12/26/10	L	23-24	Denver	A	73,691	INVESCO Field at Mile High	Grass	50°	2:06 p.m. MT	M. Schaub	T. Tebow
Sun, 1/2/11	W	34-17	Jacksonville	H	71,023	Reliant Stadium (open)	Grass	60°	3:15 p.m. CT	M. Schaub	T. Edwards

2011

Head Coach: Gary Kubiak

Preseason (3-1)

Day, Date	W/L	Score	Opponent	H/A/N	Attend.	Venue (Roof Status)	Surface	Temp.	Kickoff Time	Hou. QB	Opp. QB
Mon, 8/15/11	W	20-16	N.Y. Jets	H	70,511	Reliant Stadium (closed)	Grass	NA	7:05 p.m. CT	M. Schaub	M. Sanchez
Sat, 8/20/11	W	27-14	New Orleans	H	70,828	Reliant Stadium (closed)	Grass	NA	7:06 p.m. CT	M. Schaub	D. Brees
Sat, 8/27/11	W	30-7	San Francisco	A	69,732	Candlestick Park	Grass	68°	5:05 p.m. PT	M. Schaub	A. Smith
Thu, 9/1/11	L	0-28	Minnesota	A	62,148	Mall of America at HHH	Series S5M	NA	7:07 p.m. ET	M. Leinart	C. Ponder

Regular Season (10-6 overall; 1st AFC South; 5-3 home; 5-3 away)

Day, Date	W/L	Score	Opponent	H/A/N	Attend.	Venue (Roof Status)	Surface	Temp.	Kickoff Time	Hou. QB	Opp. QB
Sun, 9/11/11	W	34-7	Indianapolis	H	71,444	Reliant Stadium (closed)	Grass	NA	12:05 p.m. CT	M. Schaub	K. Collins
Sun, 9/18/11	W	23-13	Miami	A	51,032	Sun Life Stadium	Grass	87°	4:15 p.m. ET	M. Schaub	C. Henne
Sun, 9/25/11	L	33-40	New Orleans	A	73,002	Louisiana Superdome	Series S5M	NA	12:02 p.m. CT	M. Schaub	D. Brees
Sun, 10/2/11	W	17-10	Pittsburgh	H	71,585	Reliant Stadium (closed)	Grass	NA	12:03 p.m. CT	M. Schaub	B. Roethlisberger
Sun, 10/9/11	L	20-25	Oakland	H	71,420	Reliant Stadium (closed)	Grass	NA	12:02 p.m. CT	M. Schaub	J. Campbell
Sun, 10/16/11	L	14-29	Baltimore	A	71,154	M&T Bank Stadium	SportExe	72°	4:06 p.m. ET	M. Schaub	J. Flacco
Sun, 10/23/11	W	41-7	Tennessee	A	69,143	LP Field	Grass	72°	12:02 p.m. CT	M. Schaub	M. Hasselbeck
Sun, 10/30/11	W	24-14	Jacksonville	H	71,412	Reliant Stadium (open)	Grass	68°	12:02 p.m. CT	M. Schaub	B. Gabbert
Sun, 11/6/11	W	30-12	Cleveland	H	71,511	Reliant Stadium (closed)	Grass	NA	12:03 p.m. CT	M. Schaub	C. McCoy
Sun, 11/13/11	W	37-9	Tampa Bay	A	56,037	Raymond James Stadium	Grass	77°	1:02 p.m. ET	M. Schaub	J. Freeman
Sun, 11/27/11	W	20-13	Jacksonville	A	62,004	EverBank Field	Grass	75°	1:03 p.m. ET	M. Leinart	B. Gabbert
Sun, 12/4/11	W	17-10	Atlanta	H	71,545	Reliant Stadium (closed)	Grass	NA	12:03 p.m. ET	T. Yates	M. Ryan
Sun, 12/11/11	W	20-19	Cincinnati	A	41,202	Paul Brown Stadium	FieldTurf	34°	1:02 p.m. ET	T. Yates	A. Dalton
Sun, 12/18/11	L	13-28	Carolina	H	71,540	Reliant Stadium (closed)	Grass	NA	12:03 p.m. CT	T. Yates	C. Newton
Thu, 12/22/11	L	16-19	Indianapolis	A	64,159	Lucas Oil Stadium (closed)	Artificial	NA	8:29 p.m. ET	T. Yates	D. Orlovsky
Sun, 1/1/12	L	22-23	Tennessee	H	71,512	Reliant Stadium (closed)	Grass	NA	12:02 p.m. CT	T. Yates	M. Hasselbeck

YEAR-BY-YEAR RESULTS



2011 (cont.)

Postseason (1-1 overall; AFC Divisional; 1-0 home; 0-1 away)

Day, Date	W/L Score	Opponent	H/A/N	Attend.	Venue (Roof Status)	Surface	Temp.	Kickoff Time	Hou. QB	Opp. QB
*Sat, 1/7/12	W 31-10	Cincinnati	H	71,725	Reliant Stadium (closed)	Grass	NA	3:35 p.m. CT	T. Yates	A. Dalton
#Sun, 1/15/12	L 13-20	Baltimore	A	71,547	M&T Bank Stadium	SportExe	31°	1:05 p.m. ET	T. Yates	J. Flacco

* - AFC Wild Card; # - AFC Divisional

2012

Head Coach: Gary Kubiak

Preseason (3-1)

Day, Date	W/L Score	Opponent	H/A/N	Attend.	Venue (Roof Status)	Surface	Temp.	Kickoff Time	Hou. QB	Opp. QB
Sat, 8/11/12	W 26-13	Carolina	A	69,002	Bank of America Stadium	Grass	78°	7:04 p.m. ET	M. Schaub	C. Newton
Sat, 8/18/12	W 20-9	San Francisco	H	71,196	Reliant Stadium (closed)	Grass	NA	7:07 p.m. CT	M. Schaub	A. Smith
Sat, 8/25/12	L 27-34	New Orleans	A	72,082	Mercedes-Benz Superdome	Series S5M	NA	7:06 p.m. CT	M. Schaub	D. Brees
Thu, 8/30/12	W 28-24	Minnesota	H	71,116	Reliant Stadium (closed)	Grass	NA	6:07 p.m. CT	J. Beck	J. Webb

Regular Season (12-4 overall; 1st AFC South; 6-2 home; 6-2 away)

Day, Date	W/L Score	Opponent	H/A/N	Attend.	Venue (Roof Status)	Surface	Temp.	Kickoff Time	Hou. QB	Opp. QB
Sun, 9/9/12	W 30-10	Miami	H	71,566	Reliant Stadium (closed)	Grass	NA	12:03 p.m. CT	M. Schaub	R. Tannehill
Sun, 9/16/12	W 27-7	Jacksonville	A	62,907	EverBank Field	Grass	83°	1:03 p.m. ET	M. Schaub	B. Gabbert
Sun, 9/23/12	W 31-25	Denver	A	76,566	Sports Authority at Mile High	Grass	84°	2:25 p.m. MT	M. Schaub	P. Manning
Sun, 9/30/12	W 38-14	Tennessee	H	71,581	Reliant Stadium (closed)	Grass	NA	12:03 p.m. CT	M. Schaub	J. Locker
Mon, 10/8/12	W 23-17	N.Y. Jets	A	79,088	MetLife Stadium	FieldTurf	52°	8:40 p.m. ET	M. Schaub	M. Sanchez
Sun, 10/14/12	L 24-42	Green Bay	H	71,702	Reliant Stadium (closed)	Grass	NA	7:30 p.m. CT	M. Schaub	A. Rodgers
Sun, 10/21/12	W 43-13	Baltimore	H	71,708	Reliant Stadium (closed)	Grass	NA	12:02 p.m. CT	M. Schaub	J. Flacco
Sun, 11/4/12	W 21-9	Buffalo	H	71,698	Reliant Stadium (closed)	Grass	NA	12:02 p.m. CT	M. Schaub	R. Fitzpatrick
Sun, 11/11/12	W 13-6	Chicago	A	62,410	Soldier Field	Grass	54°	7:31 p.m. CT	M. Schaub	J. Cutler
Sun, 11/18/12	W(OT)43-37	Jacksonville	H	71,676	Reliant Stadium (closed)	Grass	NA	12:03 p.m. CT	M. Schaub	B. Gabbert
Thu, 11/22/12	W(OT)34-31	Detroit	A	64,827	Ford Field	Field Turf	NA	12:39 p.m. ET	M. Schaub	M. Stafford
Sun, 12/2/12	W 24-10	Tennessee	A	69,143	LP Field	Grass	66°	12:02 p.m. CT	M. Schaub	J. Locker
Mon, 12/10/12	L 14-42	New England	A	68,756	Gillette Stadium	Field Turf	59°	8:40 p.m. ET	M. Schaub	T. Brady
Sun, 12/16/12	W 29-17	Indianapolis	H	71,702	Reliant Stadium (closed)	Grass	NA	12:02 p.m. CT	M. Schaub	A. Luck
Sun, 12/23/12	L 6-23	Minnesota	H	71,688	Reliant Stadium (closed)	Grass	NA	12:03 p.m. CT	M. Schaub	C. Ponder
Sun, 12/30/12	L 16-28	Indianapolis	A	66,957	Lucas Oil Stadium (closed)	Artificial	NA	1:02 p.m. ET	M. Schaub	A. Luck

Postseason (1-1 overall; AFC Divisional; 1-0 home; 0-1 away)

Day, Date	W/L Score	Opponent	H/A/N	Attend.	Venue (Roof Status)	Surface	Temp.	Kickoff Time	Hou. QB	Opp. QB
*Sat, 1/5/13	W 19-13	Cincinnati	H	71,738	Reliant Stadium (closed)	Grass	NA	3:35 p.m. CT	M. Schaub	A. Dalton
#Sun, 1/13/13	L 28-41	New England	A	68,756	Gillette Stadium	Field Turf	51°	4:40 p.m. ET	M. Schaub	T. Brady

* - AFC Wild Card; # - AFC Divisional



RB Arian Foster's (left) touchdown and K Shayne Graham's (right) franchise postseason-record four field goals lifted the Texans to a 19-13 win over the Cincinnati Bengals in the AFC Wild Card game on Jan. 5, 2013.

YEAR-BY-YEAR RESULTS



2013

Head Coach: Gary Kubiak

Preseason (3-1)

Day, Date	W/L Score	Opponent	H/A/N	Attend.	Venue (Roof Status)	Surface	Temp.	Kickoff Time	Hou. QB	Opp. QB
Fri, 8/9/13	W 27-13	Minnesota	A	62,306	Mall of America at HHH	Series S5M	NA	7:00 p.m. CT	M. Schaub	C. Ponder
Sat, 8/17/13	W 24-17	Miami	H	71,141	Reliant Stadium (closed)	Grass	NA	7:07 p.m. CT	M. Schaub	R. Tannehill
Sun, 8/25/13	L 23-31	New Orleans	H	71,611	Reliant Stadium (closed)	Grass	NA	3:10 p.m. CT	M. Schaub	D. Brees
Thu, 8/29/13	W 24-6	Dallas	A	76,856	AT&T Stadium	FieldTurf	NA	7:07 p.m. CT	C. Keenum	K. Orton

Regular Season (2-14 overall; 4th AFC South; 1-7 home; 1-7 away)

Day, Date	W/L Score	Opponent	H/A/N	Attend.	Venue (Roof Status)	Surface	Temp.	Kickoff Time	Hou. QB	Opp. QB
Mon, 9/9/13	W 31-28	San Diego	A	59,522	Qualcomm Stadium	Grass	70°	7:25 p.m. PT	M. Schaub	P. Rivers
Sun, 9/15/13	W(OT)30-24	Tennessee	H	71,718	Reliant Stadium (closed)	Grass	NA	12:03 p.m. CT	M. Schaub	J. Locker
Sun, 9/22/13	L 9-30	Baltimore	A	71,168	M&T Bank Stadium	SportExe	73°	1:03 p.m. ET	M. Schaub	J. Flacco
Sun, 9/29/13	L(OT)20-23	Seattle	H	71,756	Reliant Stadium (closed)	Grass	NA	12:03 p.m. CT	M. Schaub	R. Wilson
Sun, 10/6/13	L 3-34	San Francisco	A	69,732	Candlestick Park	Grass	76°	5:34 p.m. PT	M. Schaub	C. Kaepernick
Sun, 10/13/13	L 13-38	St. Louis	H	71,104	Reliant Stadium (closed)	Grass	NA	12:03 p.m. CT	M. Schaub	S. Bradford
Sun, 10/20/13	L 16-17	Kansas City	A	74,118	Arrowhead Stadium	Grass	70°	3:26 p.m. CT	C. Keenum	A. Smith
Sun, 11/3/13	L 24-27	Indianapolis	H	71,778	Reliant Stadium (open)	Grass	60°	7:30 p.m. CT	C. Keenum	A. Luck
Sun, 11/10/13	L 24-27	Arizona	A	60,845	Univ. of Phoenix Stadium	Grass	NA	2:25 p.m. MT	C. Keenum	C. Palmer
Sun, 11/17/13	L 23-28	Oakland	H	71,726	Reliant Stadium (closed)	Grass	NA	12:03 p.m. CT	C. Keenum	M. McGloin
Sun, 11/24/13	L 6-13	Jacksonville	H	71,659	Reliant Stadium (closed)	Grass	NA	12:03 p.m. CT	C. Keenum	C. Henne
Sun, 12/1/13	L 31-34	New England	H	71,769	Reliant Stadium (open)	Grass	64°	12:02 p.m. CT	C. Keenum	T. Brady
Thu, 12/5/13	L 20-27	Jacksonville	A	60,414	EverBank Field	Grass	72°	8:29 p.m. ET	C. Keenum	C. Henne
Sun, 12/15/13	L 3-25	Indianapolis	A	65,470	Lucas Oil Stadium (closed)	FieldTurf	NA	1:02 p.m. ET	C. Keenum	A. Luck
Sun, 12/22/13	L 13-37	Denver	H	71,761	Reliant Stadium (open)	Grass	58°	12:02 p.m. CT	M. Schaub	P. Manning
Sun, 12/29/13	L 10-16	Tennessee	A	69,143	LP Field	Grass	53°	12:02 p.m. CT	M. Schaub	R. Fitzpatrick

2014

Head Coach: Bill O'Brien

Preseason (2-2)

Day, Date	W/L Score	Opponent	H/A/N	Attend.	Venue (Roof Status)	Surface	Temp.	Kickoff Time	Hou. QB	Opp. QB
Sat, 8/9/14	L 0-32	Arizona	A	60,540	Univ. of Phoenix Stadium	Grass	NA	5:37 p.m. MT	R. Fitzpatrick	C. Palmer
Sat, 8/16/14	W 32-7	Atlanta	H	71,644	NRG Stadium (closed)	Grass	NA	7:07 p.m. CT	R. Fitzpatrick	M. Ryan
Sat, 8/23/14	W 18-17	Denver	A	75,093	Sports Authority Field	Grass	75°	7:07 p.m. MT	R. Fitzpatrick	P. Manning
Thu, 8/28/14	L 13-40	San Francisco	H	71,408	NRG Stadium (closed)	Grass	NA	7:07 p.m. CT	C. Keenum	B. Gabbert

Regular Season (9-7 overall; 2nd AFC South; 5-3 home; 4-4 away)

Day, Date	W/L Score	Opponent	H/A/N	Attend.	Venue (Roof Status)	Surface	Temp.	Kickoff Time	Hou. QB	Opp. QB
Sun, 9/7/14	W 17-6	Washington	H	71,770	NRG Stadium (closed)	Grass	NA	12:03 p.m. CT	R. Fitzpatrick	R. Griffin
Sun, 9/14/14	W 30-14	Oakland	A	54,063	O.co Coliseum	Grass	67°	1:25 p.m. PT	R. Fitzpatrick	D. Carr
Sun, 9/21/14	L 17-30	N.Y. Giants	A	77,462	MetLife Stadium	UBU Series	70°	1:02 p.m. ET	R. Fitzpatrick	E. Manning
Sun, 9/28/14	W 23-17	Buffalo	H	71,756	NRG Stadium (closed)	Grass	NA	12:02 p.m. CT	R. Fitzpatrick	E. Manuel
Sun, 10/5/14	L(OT)17-20	Dallas	A	91,159	AT&T Stadium (closed)	FieldTurf	NA	12:03 p.m. CT	R. Fitzpatrick	T. Romo
Thu, 10/9/14	L 28-33	Indianapolis	H	71,787	NRG Stadium (closed)	Grass	NA	7:26 p.m. CT	R. Fitzpatrick	A. Luck
Mon, 10/20/14	L 23-30	Pittsburgh	A	56,375	Heinz Field	Grass	57°	8:30 p.m. ET	R. Fitzpatrick	B. Roethlisberger
Sun, 10/26/14	W 30-16	Tennessee	A	69,143	LP Field	Grass	73°	12:03 p.m. CT	R. Fitzpatrick	Z. Mettenberger
Sun, 11/2/14	L 21-31	Philadelphia	H	71,780	NRG Stadium (closed)	Grass	NA	12:03 p.m. CT	R. Fitzpatrick	N. Foles
Sun, 11/16/14	W 23-7	Cleveland	A	67,431	FirstEnergy Stadium	Grass	34°	1:03 p.m. ET	R. Mallett	B. Hoyer
Sun, 11/23/14	L 13-22	Cincinnati	H	71,777	NRG Stadium (open)	Grass	71°	12:02 p.m. CT	R. Mallett	A. Dalton
Sun, 11/30/14	W 45-21	Tennessee	H	71,714	NRG Stadium (open)	Grass	76°	12:02 p.m. CT	R. Fitzpatrick	Z. Mettenberger
Sun, 12/7/14	W 27-13	Jacksonville	A	61,070	EverBank Field	Grass	61°	1:03 p.m. ET	R. Fitzpatrick	B. Bortles
Sun, 12/14/14	L 10-17	Indianapolis	A	65,148	Lucas Oil Stadium (closed)	FieldTurf	NA	1:02 p.m. ET	R. Fitzpatrick	A. Luck
Sun, 12/21/14	W 25-13	Baltimore	H	71,771	NRG Stadium (closed)	Grass	NA	12:02 p.m. CT	C. Keenum	J. Flacco
Sun, 12/28/14	W 23-17	Jacksonville	H	71,777	NRG Stadium (closed)	Grass	NA	12:03 p.m. CT	C. Keenum	B. Bortles

YEAR-BY-YEAR RESULTS



2015

Head Coach: Bill O'Brien

Preseason (2-2)

Day, Date	W/L	Score	Opponent	H/A/N	Attend.	Venue (Roof Status)	Surface	Temp.	Kickoff Time	Hou. QB	Opp. QB
Sat, 8/15/15	W	23-0	San Francisco	H	71,403	NRG Stadium (closed)	Grass	NA	7:06 p.m. CT	B. Hoyer	C. Kaepernick
Sat, 8/22/15	L	10-14	Denver	H	71,533	NRG Stadium (closed)	Grass	NA	7:07 p.m. CT	R. Mallett	P. Manning
Sun, 8/30/15	W	27-13	New Orleans	A	72,998	Mercedes-Benz Superdome	UBU Series	75°	3:10 p.m. CT	B. Hoyer	D. Brees
Thu, 9/3/15	L	14-21	Dallas	A	85,067	AT&T Stadium	Artificial Turf	NA	7:07 p.m. CT	T. Savage	D. Vaughan

Regular Season (9-7 overall; 1st AFC South; 5-3 home; 4-4 away)

Day, Date	W/L	Score	Opponent	H/A/N	Attend.	Venue (Roof Status)	Surface	Temp.	Kickoff Time	Hou. QB	Opp. QB
Sun, 9/13/15	L	20-27	Kansas City	H	71,776	NRG Stadium (closed)	Grass	NA	12:02 p.m. CT	B. Hoyer	A. Smith
Sun, 9/20/15	L	17-24	Carolina	A	73,254	Bank of America Stadium	Grass	88°	1:02 p.m. ET	R. Mallett	C. Newton
Sun, 9/27/15	W	19-9	Tampa Bay	H	71,718	NRG Stadium (closed)	Artificial Turf	NA	12:03 p.m. CT	R. Mallett	J. Winston
Sun, 10/4/15	L	21-48	Atlanta	A	69,904	Georgia Dome (closed)	Field Turf	NA	1:02 p.m. ET	R. Mallett	M. Ryan
Thu, 10/8/15	L	20-27	Indianapolis	H	71,732	NRG Stadium (closed)	Artificial Turf	NA	7:26 p.m. CT	R. Mallett	M. Hasselbeck
Sun, 10/18/15	W	31-20	Jacksonville	A	58,085	EverBank Field	Grass	73°	1:02 p.m. ET	B. Hoyer	B. Bortles
Sun, 10/25/15	L	26-44	Miami	A	65,251	Sun Life Stadium	Grass	84°	1:02 p.m. ET	B. Hoyer	R. Tannehill
Sun, 11/1/15	W	20-6	Tennessee	H	71,630	NRG Stadium (closed)	Artificial Turf	NA	12:02 p.m. CT	B. Hoyer	Z. Mettenberger
Mon, 11/16/15	W	10-6	Cincinnati	A	61,381	Paul Brown Stadium	UBU Series	53°	8:30 p.m. ET	B. Hoyer	A. Dalton
Sun, 11/22/15	W	23-7	N.Y. Jets	H	71,718	NRG Stadium (closed)	Artificial Turf	NA	12:02 p.m. ET	T. Yates	R. Fitzpatrick
Sun, 11/29/15	W	22-13	New Orleans	H	71,778	NRG Stadium (closed)	Artificial Turf	NA	12:02 p.m. CT	B. Hoyer	D. Brees
Sun, 12/6/15	L	21-45	Buffalo	A	68,544	Ralph Wilson Stadium	A-Turf Titan	47°	1:02 p.m. ET	B. Hoyer	T. Taylor
Sun, 12/13/15	L	13-27	New England	H	71,908	NRG Stadium (closed)	Artificial Turf	NA	7:31 p.m. CT	B. Hoyer	T. Brady
Sun, 12/20/15	W	17-10	Indianapolis	A	66,083	Lucas Oil Stadium (closed)	Artificial Turf	NA	1:02 p.m. ET	T. Yates	M. Hasselbeck
Sun, 12/27/15	W	25-13	Tennessee	A	62,153	Nissan Stadium	Artificial Turf	73°	12:02 p.m. CT	B. Weeden	Z. Mettenberger
Sun, 1/3/16	W	23-17	Jacksonville	H	71,899	NRG Stadium (closed)	Artificial Turf	NA	12:02 p.m. CT	B. Hoyer	B. Bortles

Postseason (0-1 overall; AFC Wild Card; 0-1 home)

Day, Date	W/L	Score	Opponent	H/A/N	Attend.	Venue (Roof Status)	Surface	Temp.	Kickoff Time	Hou. QB	Opp. QB
Sat, 1/9/16	L	0-30	Kansas City	H	71,800	NRG Stadium (closed)	Artificial Turf	NA	3:35 p.m. CT	B. Hoyer	A. Smith



DL J.J. Watt (left) and LB Whitney Mercilus (middle) combined for 6.5 sacks in the Texans' AFC South-clinching victory over the Jacksonville Jaguars on Jan. 3, 2016.

YEAR-BY-YEAR RESULTS



2016

Head Coach: Bill O'Brien

Preseason (4-0)

Day, Date	W/L	Score	Opponent	H/A/N	Attend.	Venue (Roof Status)	Surface	Temp.	Kickoff Time	Hou. QB	Opp. QB
Sun, 8/14/16	W	24-13	San Francisco	A	70,178	Levi's Stadium	Grass	84°	6:05 p.m. CT	B. Osweiler	B. Gabbert
Sat, 8/20/16	W	16-9	New Orleans	H	71,517	NRG Stadium (closed)	Artificial Turf	NA	7:08 p.m. CT	B. Osweiler	D. Brees
Sun, 8/28/16	W	34-24	Arizona	H	71,515	NRG Stadium (closed)	Artificial Turf	NA	3:25 p.m. CT	B. Osweiler	C. Palmer
Thu, 9/1/16	W	28-17	Dallas	A	81,016	AT&T Stadium	Artificial Turf	NA	7:07 p.m. CT	T. Savage	J. Showers

Regular Season (9-7 overall; 1st AFC South; 7-1 home; 2-6 away)

Day, Date	W/L	Score	Opponent	H/A/N	Attend.	Venue (Roof Status)	Surface	Temp.	Kickoff Time	Hou. QB	Opp. QB
Sun, 9/11/16	W	23-14	Chicago	H	71,933	NRG Stadium (closed)	Artificial Turf	NA	12:05 p.m. CT	B. Osweiler	J. Cutler
Sun, 9/18/16	W	19-12	Kansas City	H	71,890	NRG Stadium (closed)	Artificial Turf	NA	12:02 p.m. CT	B. Osweiler	A. Smith
Thu, 9/22/16	L	0-27	New England	A	66,829	Gillette Stadium	Artificial Turf	68°	8:26 p.m. ET	B. Osweiler	J. Brissett
Sun, 10/2/16	W	27-20	Tennessee	H	71,815	NRG Stadium (closed)	Artificial Turf	NA	12:02 p.m. CT	B. Osweiler	M. Mariota
Sun, 10/9/16	L	13-31	Minnesota	A	66,683	U.S. Bank Stadium	Artificial Turf	NA	12:05 p.m. CT	B. Osweiler	S. Bradford
Sun, 10/16/16W(OT)	26-23	Indianapolis	H	71,891	NRG Stadium (closed)	Artificial Turf	NA	7:32 p.m. ET	B. Osweiler	A. Luck	
Mon, 10/24/16L	9-27	Denver	A	76,865	Sports Authority at Mile High	Grass	71°	6:30 p.m. MT	B. Osweiler	T. Siemian	
Sun, 10/30/16	W	20-13	Detroit	H	71,882	NRG Stadium (closed)	Artificial Turf	NA	12:03 p.m. CT	B. Osweiler	M. Stafford
Sun, 11/13/16	W	24-21	Jacksonville	A	62,091	EverBank Field	Grass	69°	1:05 p.m. ET	B. Osweiler	B. Bortles
Mon, 11/21/16L	20-27	Oakland	A	76,473	Estadio Azteca (Mexico City)	Grass	63°	7:30 p.m. CT	B. Osweiler	D. Carr	
Sun, 11/27/16	L	13-21	San Diego	H	71,897	NRG Stadium (closed)	Artificial Turf	NA	12:02 p.m. CT	B. Osweiler	P. Rivers
Sun, 12/4/16	L	13-21	Green Bay	A	77,867	Lambeau Field	DD GrassMaster	32°	12:02 p.m. CT	B. Osweiler	A. Rodgers
Sun, 12/11/16	W	22-17	Indianapolis	A	65,250	Lucas Oil Stadium	Artificial Turf	NA	1:02 p.m. ET	B. Osweiler	A. Luck
Sun, 12/18/16	W	21-20	Jacksonville	H	71,803	NRG Stadium (closed)	Artificial Turf	NA	12:03 p.m. CT	B. Osweiler	B. Bortles
Sat, 12/24/16	W	12-10	Cincinnati	H	71,836	NRG Stadium (closed)	Artificial Turf	NA	7:26 p.m. CT	T. Savage	A. Dalton
Sun, 1/1/17	L	17-24	Tennessee	A	65,205	Nissan Stadium	Grass	NA	12:02 p.m. CT	T. Savage	M. Cassel

Postseason (1-1 overall; AFC Wild Card; 1-0 home; 0-1 away)

Day, Date	W/L	Score	Opponent	H/A/N	Attend.	Venue (Roof Status)	Surface	Temp.	Kickoff Time	Hou. QB	Opp. QB
Sat, 1/7/17	W	27-14	Oakland	H	71,790	NRG Stadium (closed)	Artificial Turf	NA	3:35 p.m. CT	B. Osweiler	C. Cook
Sat, 1/14/17	L	16-34	New England	A	66,829	Gillette Stadium	Artificial Turf	28°	8:15 p.m. ET	B. Osweiler	T. Brady



ILB Benardrick McKinney (center) and CB Johnathan Joseph (right) were the leading tacklers in Houston's 27-14 victory over the Oakland Raiders in the AFC Wild Card Round on Jan. 7, 2017. Joseph also added a game-high three passes defended.

YEAR-BY-YEAR RESULTS



2017

Head Coach: Bill O'Brien

Preseason (1-2)

Day, Date	W/L	Score	Opponent	H/A/N	Attend.	Venue (Roof Status)	Surface	Temp.	Kickoff Time	Hou. QB	Opp. QB
Wed, 8/9/17	L	17-27	Carolina	A	72,100	Bank of America Stadium	Grass	81°	7:19 p.m. ET	T. Savage	D. Anderson
Sat, 8/19/17	W	27-23	New England	H	71,504	NRG Stadium (closed)	Artificial Turf	NA	7:07 p.m. CT	T. Savage	T. Brady
Sat, 8/26/17	L	10-13	New Orleans	A	73,064	Mercedes-Benz Superdome	Artificial Turf	NA	7:07 p.m. CT	T. Savage	D. Brees
Thu, 8/31/17	NA	0-0	Dallas			<i>*Game cancelled due to Hurricane Harvey*</i>					

Regular Season (4-12 overall; 4th AFC South; 3-5 home; 1-7 away)

Day, Date	W/L	Score	Opponent	H/A/N	Attend.	Venue (Roof Status)	Surface	Temp.	Kickoff Time	Hou. QB	Opp. QB
Sun, 9/10/17	L	7-29	Jacksonville	H	71,710	NRG Stadium (closed)	Artificial Turf	NA	12:02 p.m. CT	T. Savage	B. Bortles
Thu, 9/14/17	W	13-9	Cincinnati	A	52,942	Paul Brown Stadium	Artificial Turf	69°	8:26 p.m. ET	D. Watson	A. Dalton
Sun, 9/24/17	L	33-36	New England	A	65,878	Gillette Stadium	Artificial Turf	84°	1:02 p.m. ET	D. Watson	T. Brady
Sun, 10/1/17	W	57-14	Tennessee	H	71,804	NRG Stadium (closed)	Artificial Turf	NA	12:02 p.m. CT	D. Watson	M. Mariota
Sun, 10/8/17	L	34-42	Kansas City	H	71,835	NRG Stadium (closed)	Artificial Turf	NA	7:31 p.m. CT	D. Watson	A. Smith
Sun, 10/15/17	W	33-17	Cleveland	H	71,815	NRG Stadium (closed)	Artificial Turf	NA	12:02 p.m. CT	D. Watson	K. Hogan
Sun, 10/29/17	L	38-41	Seattle	A	69,025	CenturyLink Field	Artificial Turf	50°	1:05 p.m. PT	D. Watson	R. Wilson
Sun, 11/5/17	L	14-20	Indianapolis	H	71,709	NRG Stadium (closed)	Artificial Turf	NA	12:02 p.m. CT	T. Savage	J. Brissett
Sun, 11/12/17	L	7-33	L.A. Rams	A	60,032	L.A. Memorial Coliseum	Grass	68°	1:05 p.m. PT	T. Savage	J. Goff
Sun, 11/19/17	W	31-21	Arizona	H	71,680	NRG Stadium (closed)	Artificial Turf	NA	12:02 p.m. CT	T. Savage	B. Gabbert
Mon, 11/27/17	L	16-23	Baltimore	A	70,357	M&T Bank Stadium	Grass	50°	8:30 p.m. ET	T. Savage	J. Flacco
Sun, 12/3/17	L	13-24	Tennessee	A	62,758	Nissan Stadium	Grass	60°	12:02 p.m. CT	T. Savage	M. Mariota
Sun, 12/10/17	L	16-26	San Francisco	H	71,802	NRG Stadium (closed)	Artificial Turf	NA	12:02 p.m. CT	T. Savage	J. Garoppolo
Sun, 12/17/17	L	7-45	Jacksonville	A	64,701	Everbank Field	Grass	72°	1:02 p.m. ET	T. Yates	B. Bortles
Mon, 12/25/17	L	6-34	Pittsburgh	H	71,842	NRG Stadium (closed)	Artificial Turf	NA	3:32 p.m. CT	T. Yates	B. Roethlisberger
Sun, 12/31/17	L	13-22	Indianapolis	A	60,557	Lucas Oil Stadium	Artificial Turf	NA	1:02 p.m. ET	T. Yates	J. Brissett



The Texans recorded their largest margin of victory in franchise history when they defeated the Tennessee Titans 57-14 in Week 4 of 2017. DB Andre Hal notched two interceptions in the contest as part of the team's total of four, which included one by LB Dylan Cole that was returned for a touchdown.

YEAR-BY-YEAR RESULTS



2018

Head Coach: Bill O'Brien

Preseason (3-1)

Day, Date	W/L	Score	Opponent	H/A/N	Attend.	Venue (Roof Status)	Surface	Temp.	Kickoff Time	Hou. QB	Opp. QB
Thu, 8/9/18	W	17-10	Kansas City	A	58,465	Arrowhead Stadium	Grass	86°	7:31 p.m. CT	D. Watson	P. Mahomes
Sat, 8/18/18	W	16-13	San Francisco	H	71,312	NRG Stadium (closed)	Artificial Turf	NA	7:07 p.m. CT	D. Watson	J. Garoppolo
Sat, 8/25/18	L	20-21	L.A. Rams	A	60,862	L.A. Memorial Coliseum	Grass	80°	3:07 p.m. CT	D. Watson	S. Mannion
Thu, 8/30/18	W	14-6	Dallas	H	71,438	NRG Stadium (closed)	Artificial Turf	NA	7:07 p.m. CT	B. Weeden	C. Rush

Regular Season (11-5 overall; 1st AFC South; 6-2 home; 5-3 away)

Day, Date	W/L	Score	Opponent	H/A/N	Attend.	Venue (Roof Status)	Surface	Temp.	Kickoff Time	Hou. QB	Opp. QB
Sun, 9/9/18	L	20-27	New England	A	65,878	Gillette Stadium	Artificial Turf	62°	12:02 p.m. CT	D. Watson	T. Brady
Sun, 9/16/18	L	17-20	Tennessee	A	62,372	Nissan Stadium	Grass	81°	12:02 p.m. CT	D. Watson	M. Mariota
Sun, 9/23/18	L	22-27	N.Y. Giants	H	71,838	NRG Stadium (closed)	Artificial Turf	NA	12:02 p.m. CT	D. Watson	E. Manning
Sun, 9/30/18	W	37-34	Indianapolis	A	57,716	Lucas Oil Stadium (open)	Artificial Turf	73°	12:03 p.m. CT	D. Watson	A. Luck
Sun, 10/7/18	W	19-16	Dallas	H	72,008	NRG Stadium (closed)	Artificial Turf	NA	7:22 p.m. CT	D. Watson	D. Prescott
Sun, 10/14/18	W	20-13	Buffalo	H	71,638	NRG Stadium (closed)	Artificial Turf	NA	12:02 p.m. CT	D. Watson	J. Allen
Sun, 10/21/18	W	20-7	Jacksonville	A	66,534	TIAA Bank Field	Grass	68°	12:03 p.m. CT	D. Watson	B. Bortles
Thu, 10/25/18	W	42-23	Miami	H	71,726	NRG Stadium (closed)	Artificial Turf	NA	7:22 p.m. CT	D. Watson	B. Osweiler
Sun, 11/4/18	W	19-17	Denver	A	76,270	Broncos Stadium at Mile High	Grass	53°	3:05 p.m. CT	D. Watson	C. Keenum
Sun, 11/18/18	W	23-21	Washington	A	61,593	FedExField	Grass	56°	12:05 p.m. CT	D. Watson	A. Smith
Mon, 11/26/18	W	34-17	Tennessee	H	71,826	NRG Stadium (closed)	Artificial Turf	NA	7:22 p.m. CT	D. Watson	M. Mariota
Sun, 12/2/18	W	29-13	Cleveland	H	71,741	NRG Stadium (closed)	Artificial Turf	NA	12:03 p.m. CT	D. Watson	B. Mayfield
Sun, 12/9/18	L	21-24	Indianapolis	H	71,814	NRG Stadium (closed)	Artificial Turf	NA	12:03 p.m. CT	D. Watson	A. Luck
Sat, 12/15/18	W	29-22	N.Y. Jets	A	77,982	MetLife Stadium	Artificial Turf	51°	3:30 p.m. CT	D. Watson	S. Darnold
Sun, 12/23/18	L	30-32	Philadelphia	A	69,696	Lincoln Financial Field	Grass	44°	12:02 p.m. CT	D. Watson	N. Foles
Sun, 12/30/18	W	20-3	Jacksonville	H	71,848	NRG Stadium (closed)	Artificial Turf	NA	12:02 p.m. CT	D. Watson	B. Bortles

Postseason (0-1 overall; AFC Wild Card; 0-1 home)

Day, Date	W/L	Score	Opponent	H/A/N	Attend.	Venue (Roof Status)	Surface	Temp.	Kickoff Time	Hou. QB	Opp. QB
Sat, 1/5/19	L	7-21	Indianapolis	H	71,798	NRG Stadium (closed)	Artificial Turf	NA	3:35 p.m. CT	D. Watson	A. Luck



RB Lamar Miller piled up 103 rushing yards to help the Texans defeat the Browns on Dec. 2, 2018. The win marked Houston's ninth in a row on the season, setting a new franchise record for consecutive wins and making it the first team in NFL history to win nine straight games after starting a season 0-3.

YEAR-BY-YEAR RESULTS



2019

Head Coach: Bill O'Brien

Preseason (1-3)

Day, Date	W/L Score	Opponent	H/A/N	Attend.	Venue (Roof Status)	Surface	Temp.	Kickoff Time	Hou. QB	Opp. QB
Thu, 8/8/19	L 26-28	Green Bay	A	73,928	Lambeau Field	Hybrid Turf	74°	7:06 p.m. CT	J. Webb	C. Sullivan
Sat, 8/17/19	W 30-23	Detroit	H	71,283	NRG Stadium (closed)	Artificial Turf	NA	7:08 p.m. CT	D. Watson	J. Johnson
Sat, 8/24/19	L 0-34	Dallas	A	85,636	AT&T Stadium	Artificial Turf	NA	6:05 p.m. CT	D. Watson	D. Prescott
Thu, 8/29/19	L 10-22	L.A. Rams	H	71,162	NRG Stadium (closed)	Artificial Turf	NA	7:07 p.m. CT	J. Webb	B. Allen

Regular Season (10-6 overall; 1st AFC South; 5-3 home; 5-3 away)

Day, Date	W/L Score	Opponent	H/A/N	Attend.	Venue (Roof Status)	Surface	Temp.	Kickoff Time	Hou. QB	Opp. QB
Mon, 9/9/19	L 28-30	New Orleans	A	73,039	Mercedes-Benz Superdome	Artificial Turf	NA	6:10 p.m. CT	D. Watson	D. Brees
Sun, 9/15/19	W 13-12	Jacksonville	H	71,651	NRG Stadium (closed)	Artificial Turf	NA	12:02 p.m. CT	D. Watson	G. Minshew II
Sun, 9/22/19	W 27-20	L.A. Chargers	A	25,349	Dignity Health Sports Park	Grass	87°	1:25 p.m. PT	D. Watson	P. Rivers
Sun, 9/29/19	L 10-16	Carolina	H	71,699	NRG Stadium (closed)	Artificial Turf	NA	12:02 p.m. CT	D. Watson	K. Allen
Sun, 10/6/19	W 53-32	Atlanta	H	71,787	NRG Stadium (closed)	Artificial Turf	NA	12:02 p.m. CT	D. Watson	M. Ryan
Sun, 10/13/19	W 31-24	Kansas City	A	73,323	Arrowhead Stadium	Grass	56°	12:02 p.m. CT	D. Watson	P. Mahomes
Sun, 10/20/19	L 23-30	Indianapolis	A	59,977	Lucas Oil Stadium (open)	Artificial Turf	66°	1:02 p.m. ET	D. Watson	J. Brissett
Sun, 10/27/19	W 27-24	Oakland	H	71,893	NRG Stadium (closed)	Artificial Turf	NA	3:25 p.m. CT	D. Watson	D. Carr
Sun, 11/3/19	W 26-3	Jacksonville	N	84,771	Wembley Stadium	Grass	53°	2:35 p.m. GMT	D. Watson	G. Mishew II
Sun, 11/17/19	W 7-41	Baltimore	A	70,731	M&T Bank Stadium	Grass	44°	1:02 p.m. ET	D. Watson	L. Jackson
Thu, 11/21/19	W 20-17	Indianapolis	H	71,727	NRG Stadium (closed)	Artificial Turf	NA	7:20 p.m. CT	D. Watson	J. Brissett
Sun, 12/1/19	W 28-22	New England	H	72,025	NRG Stadium (closed)	Artificial Turf	NA	7:20 p.m. CT	D. Watson	T. Brady
Sun, 12/8/19	L 24-38	Denver	H	71,769	NRG Stadium (closed)	Artificial Turf	NA	12:02 p.m. CT	D. Watson	D. Lock
Sun, 12/15/19	W 24-21	Tennessee	A	65,265	Nissan Stadium	Grass	45°	12:02 p.m. CT	D. Watson	R. Tannehill
Sat, 12/21/19	W 23-20	Tampa Bay	A	49,036	Raymond James Stadium	Grass	73°	1:00 p.m. ET	D. Watson	J. Winston
Sun, 12/29/19	L 14-35	Tennessee	H	71,794	NRG Stadium (closed)	Artificial Turf	NA	3:25 p.m. CT	A. McCarron	R. Tannehill

Postseason (1-1 overall; AFC Divisional; 1-0 home; 0-1 away)

Day, Date	W/L Score	Opponent	H/A/N	Attend.	Venue (Roof Status)	Surface	Temp.	Kickoff Time	Hou. QB	Opp. QB
Sat, 1/4/20	W 22-19	Buffalo	H	71,699	NRG Stadium (closed)	Artificial Turf	NA	3:35 p.m. CT	D. Watson	J. Allen
Sun, 1/12/20	L 31-51	Kansas City	A	73,503	Arrowhead Stadium	Grass	29°	2:05 p.m. CT	D. Watson	P. Mahomes

2020

Head Coach: Bill O'Brien and Romeo Crennel (Interim)

Regular Season (4-12 overall; 3rd AFC South; 2-6 home; 2-6 away)

Day, Date	W/L Score	Opponent	H/A/N	Attend.	Venue (Roof Status)	Surface	Temp.	Kickoff Time	Hou. QB	Opp. QB
Thu, 9/10/20	L 20-34	Kansas City	A	15,895	Arrowhead Stadium	Grass	56°	7:28 p.m. CT	D. Watson	P. Mahomes
Sun, 9/20/20	L 16-33	Baltimore	H	0	NRG Stadium (closed)	Artificial Turf	NA	3:25 p.m. CT	D. Watson	L. Jackson
Sun, 9/27/20	L 21-28	Pittsburgh	A	0	Heinz Field	Grass	79°	1:02 p.m. ET	D. Watson	B. Roethlisberger
Sun, 10/4/20	L 23-31	Minnesota	H	12,102	NRG Stadium (closed)	Artificial Turf	NA	12:00 p.m. CT	D. Watson	K. Cousins
Sun, 10/11/20	W 30-14	Jacksonville	H	12,413	NRG Stadium (closed)	Artificial Turf	NA	12:03 p.m. CT	D. Watson	G. Minshew II
Sun, 10/18/20	L 36-42 (OT)	Tennessee	A	10,166	Nissan Stadium	Grass	61°	12:02 p.m. CT	D. Watson	R. Tannehill
Sun, 10/25/20	L 20-35	Green Bay	H	12,618	NRG Stadium (closed)	Artificial Turf	NA	12:02 p.m. CT	D. Watson	A. Rodgers
Sun, 11/8/20	W 27-25	Jacksonville	A	15,668	TIAA Bank Field	Grass	79°	1:02 p.m. ET	D. Watson	J. Luton
Sun, 11/15/20	L 7-10	Cleveland	A	10,613	FirstEnergy Stadium	Grass	59°	1:37 p.m. ET	D. Watson	B. Mayfield
Sun, 11/22/20	W 27-20	New England	H	12,503	NRG Stadium (open)	Artificial Turf	79°	12:02 p.m. CT	D. Watson	C. Newton
Thu, 11/26/20	W 41-25	Detroit	A	0	Ford Field	Artificial Turf	NA	12:35 p.m. ET	D. Watson	M. Stafford
Sun, 12/6/20	L 20-26	Indianapolis	H	12,316	NRG Stadium (open)	Artificial Turf	57°	12:02 p.m. CT	D. Watson	P. Rivers
Sun, 12/13/20	L 7-36	Chicago	A	0	Soldier Field	Grass	34°	12:02 p.m. CT	D. Watson	M. Trubisky
Sun, 12/20/20	L 20-27	Indianapolis	A	9,992	Lucas Oil Stadium	Artificial Turf	NA	1:02 p.m. ET	D. Watson	P. Rivers
Sun, 12/27/20	L 31-37	Cincinnati	H	12,344	NRG Stadium (closed)	Artificial Turf	NA	12:02 p.m. CT	D. Watson	B. Allen
Sun, 1/3/21	L 38-41	Tennessee	H	12,504	NRG Stadium (open)	Artificial Turf	66°	3:25 p.m. CT	D. Watson	R. Tannehill

YEAR-BY-YEAR RESULTS



2021

Head Coach: David Culley

Preseason (2-1)

Day, Date	W/L	Score	Opponent	H/A/N	Attend.	Venue (Roof Status)	Surface	Temp.	Kickoff Time	Hou. QB	Opp. QB
Sat, 8/14/21	W	26-7	Green Bay	A	72,348	Lambeau Field	Grass	78°	7:00 p.m. CT	T. Taylor	J. Love
Sat, 8/21/21	W	20-14	Dallas	A	72,720	AT&T Stadium (closed)	Artificial Turf	92°	7:08 p.m. CT	T. Taylor	G. Gilbert
Sat, 8/28/21	L	16-23	Tampa Bay	H	70,220	NRG Stadium (closed)	Artificial Turf	84°	7:07 p.m. CT	T. Taylor	T. Brady

Regular Season (4-13 overall; 3rd AFC South; 2-7 home; 2-6 away)

Day, Date	W/L	Score	Opponent	H/A/N	Attend.	Venue (Roof Status)	Surface	Temp.	Kickoff Time	Hou. QB	Opp. QB
Sun, 9/12/21	W	37-21	Jacksonville	H	68,105	NRG Stadium (closed)	Artificial Turf	87°	12:07 p.m. CT	T. Taylor	T. Lawrence
Sun, 9/19/21	L	21-31	Cleveland	A	67,431	FirstEnergy Stadium	Grass	75°	12:02 p.m. CT	T. Taylor	B. Mayfield
Thu, 9/23/21	L	9-24	Carolina	H	68,320	NRG Stadium (closed)	Artificial Turf	79°	7:23 p.m. CT	D. Mills	S. Darnold
Sun, 10/3/21	L	0-40	Buffalo	A	68,087	Highmark Stadium	Artificial Turf	67°	12:02 p.m. CT	D. Mills	J. Allen
Sun, 10/10/21	L	22-25	New England	H	68,450	NRG Stadium (closed)	Artificial Turf	85°	12:02 p.m. CT	D. Mills	M. Jones
Sun, 10/17/21	L	3-31	Indianapolis	A	57,947	Lucas Oil Stadium (open)	Artificial Turf	58°	12:04 p.m. CT	D. Mills	C. Wentz
Sun, 10/24/21	L	5-31	Arizona	A	60,297	State Farm Stadium (closed)	Grass	83°	3:25 p.m. CT	D. Mills	K. Murray
Sun, 10/31/21	L	22-38	L.A. Rams	H	66,013	NRG Stadium (closed)	Artificial Turf	73°	12:02 p.m. CT	D. Mills	M. Stafford
Sun, 11/7/21	L	9-17	Miami	A	60,232	Hard Rock Stadium	Grass	72°	12:02 p.m. CT	T. Taylor	J. Brissett
Sun, 11/21/21	W	22-13	Tennessee	A	67,395	Nissan Stadium	Grass	56°	12:02 p.m. CT	T. Taylor	R. Tannehill
Sun, 11/28/21	L	14-21	N.Y. Jets	H	65,120	NRG Stadium (closed)	Artificial Turf	56°	12:03 p.m. CT	T. Taylor	Z. Wilson
Sun, 12/5/21	L	0-31	Indianapolis	H	65,291	NRG Stadium (closed)	Artificial Turf	76°	12:02 p.m. CT	T. Taylor	C. Wentz
Sun, 12/12/21	L	13-33	Seattle	H	67,610	NRG Stadium (open)	Artificial Turf	55°	12:02 p.m. CT	D. Mills	R. Wilson
Sun, 12/19/21	W	30-16	Jacksonville	A	60,252	TIAA Bank Field	Grass	76°	12:02 p.m. CT	D. Mills	T. Lawrence
Sun, 12/26/21	W	41-29	L.A. Chargers	H	65,674	NRG Stadium (closed)	Artificial Turf	77°	12:02 p.m. CT	D. Mills	J. Herbert
Sun, 1/2/22	L	7-23	San Francisco	A	71,612	Levi's Stadium	Grass	64°	3:05 p.m. CT	D. Mills	T. Lance
Sun, 1/9/22	L	25-28	Tennessee	H	66,722	NRG Stadium (closed)	Artificial Turf	73°	12:02 p.m. CT	D. Mills	R. Tannehill



QB Davis Mills completed 21-of-27 passes for 254 yards, two touchdowns and a 130.6 passer rating, the second-highest rating of his career in a 41-29 win over the Los Angeles Chargers in Week 16 of the 2021 season. Mills brought his season total to 2,200 passing yards joining David Carr (2,592 passing yards in 2002) as the only rookie quarterbacks in Texans history to eclipse 2,000 passing yards.

ALL-TIME HEAD COACH RECORDS



Name	Years	REGULAR SEASON				POSTSEASON			OVERALL				Div. Champ.
		W	L	T	Win %	W	L	Win %	W	L	T	Win %	
Dom Capers	2002-05	18	46	0	.281	0	0	.000	18	46	0	.281	0
Gary Kubiak	2006-13 [^]	61	64	0	.488	2	2	.500	63	66	0	.488	2
Wade Phillips	2013 [*]	0	3	0	.000	0	0	.000	0	3	0	.000	0
Bill O'Brien	2014-2020 [#]	52	48	0	.520	2	4	.333	54	52	0	.509	4
Romeo Crennel	2020 ⁺	4	8	0	.333	0	0	.000	4	8	0	.333	0
David Culley	2021	4	13	0	.235	0	0	.000	4	13	0	.235	0
Lovie Smith	2022-Pres.	0	0	0	.000	0	0	.000	0	0	0	.000	0
TOTALS		139	182	0	.433	4	6	.400	143	188	0	.432	6

[^] - Gary Kubiak coached the first 13 games of the 2013 season

^{*} - Wade Phillips served as interim head coach for the final three games of the 2013 season

[#] - Bill O'Brien coached the first four games of the 2020 season

⁺ - Romeo Crennel served as interim head coach for the final 12 games of the 2020 season



Lovie Smith



David Culley



Romeo Crennel



Bill O'Brien



Wade Phillips



Gary Kubiak



Dom Capers

TEXANS ATTENDANCE RECORDS



TOP 10 HOME ATTENDANCE

Attendance	Date	Opponent	Result
72,025	12/1/19	New England	W, 28-22
72,008	10/7/18	Dallas	W, 19-16 (OT)
71,933	9/11/16	Chicago	W, 23-14
71,908	12/13/15	New England	L, 27-6
71,899	1/3/16	Jacksonville	W, 30-6
71,897	11/27/16	San Diego	L, 21-13
71,893	10/27/19	Oakland	W, 27-24
71,891	10/16/16	Indianapolis	W, 26-23 (OT)
71,890	9/18/16	Kansas City	W, 19-12
71,882	10/30/16	Detroit	W, 20-13

TOP 10 ROAD ATTENDANCE

Attendance	Date	Opponent	Result
91,159	10/5/14	Dallas	L, 20-17 (OT)
88,240	9/19/10	Washington	W, 30-27
84,771	11/3/19	Jacksonville	W, 26-3
79,088	10/8/12	N.Y. Jets	W, 23-17
78,843	11/21/10	N.Y. Jets	L, 30-27
78,485	11/5/06	N.Y. Giants	L, 14-10
77,982	12/15/18	N.Y. Jets	W, 29-22
77,875	12/5/04	N.Y. Jets	L, 29-7
77,867	12/4/16	Green Bay	L, 21-13
77,462	9/21/14	N.Y. Giants	L, 30-17

OVERALL HOME ATTENDANCE (Regular season only)

Year	Games	Total	Average
2002	8	559,322	69,915
2003	8	563,748	70,468
2004	8	565,192	70,649
2005	8	562,397	70,300
2006	8	561,469	70,184
2007	8	564,159	70,520
2008	8	563,364	70,421
2009	8	564,864	70,608
2010	8	568,643	71,081
2011	8	571,969	71,496
2012	8	573,321	71,665
2013	8	573,271	71,659
2014	8	574,132	71,767
2015	8	574,159	71,769
2016	8	574,947	71,868
2017	8	574,197	71,775
2018	8	574,439	71,805
2019	8	574,499	71,812
2020	8	86,800	12,400
2021	9	601,305	66,811

OVERALL AWAY ATTENDANCE (Regular season only)

Year	Games	Total	Average
2002	8	502,400	62,800
2003	8	497,942	62,242
2004	8	544,857	68,107
2005	8	532,541	66,568
2006	8	524,974	65,622
2007	8	515,869	64,483
2008	8	512,254	64,032
2009	8	484,976	60,622
2010	8	539,982	67,498
2011	8	425,729	53,216
2012	8	540,654	67,582
2013	8	530,412	66,302
2014	8	541,851	67,732
2015	8	524,655	65,581
2016	8	557,263	69,658
2017	8	506,250	63,281
2018	8	538,041	67,255
2019	8	501,491	62,686
2020	8	62,334	12,466
2021	8	513,253	64,156

ALL-TIME SERIES TOTALS



TEXANS vs. THE NFL

Team	W	L	T	Pct.
Regular Season	139	182	0	.433
Home games	81	80	0	.503
Road games	58	102	0	.363
vs. AFC	108	132	0	.450
vs. NFC	31	49	0	.388
vs. AFC South	54	66	0	.450
vs. AFC East	19	22	0	.463
vs. AFC North	17	24	0	.415
vs. AFC West	18	20	0	.474
vs. NFC East	6	14	0	.300
vs. NFC North	9	11	0	.450
vs. NFC South	11	9	0	.550
vs. NFC West	5	15	0	.250
September	28	39	0	.418
October	36	43	0	.456
November	35	41	0	.461
December	37	52	0	.412
January	3	7	0	.300
Sunday	125	163	0	.434
Monday	5	10	0	.333
Thursday	6	8	0	.427
Saturday	3	1	0	.750
Postseason	4	6	0	.400
Reg. & Postseason	143	188	0	.432

TEXANS vs. THE AFC

Team	W	L	T	Pct.
vs. AFC South	54	66	0	.450
Indianapolis	9	31	0	.225
Jacksonville	27	13	0	.675
Tennessee	18	22	0	.450
vs. AFC East	19	22	0	.463
Buffalo	5	5	0	.500
Miami	8	2	0	.800
New England	3	9	0	.250
N.Y. Jets	3	6	0	.333
vs. AFC North	17	24	0	.415
Baltimore	2	9	0	.182
Cincinnati	6	5	0	.545
Cleveland	7	5	0	.583
Pittsburgh	2	5	0	.286
vs. AFC West	18	20	0	.474
Denver	3	5	0	.375
Kansas City	5	6	0	.455
L.A. Chargers	3	5	0	.375
Oakland	7	4	0	.636

TEXANS vs. THE NFC

Team	W	L	T	Pct.
vs. NFC East	6	14	0	.300
Dallas	2	3	0	.400
N.Y. Giants	1	4	0	.200
Philadelphia	0	5	0	.000
Washington	3	2	0	.600
vs. NFC North	9	11	0	.450
Chicago	4	1	0	.800
Detroit	4	1	0	.800
Green Bay	1	4	0	.200
Minnesota	0	5	0	.000
vs. NFC South	11	9	0	.550
Atlanta	3	2	0	.600
Carolina	2	3	0	.400
New Orleans	2	3	0	.400
Tampa Bay	4	1	0	.800
vs. NFC West	5	15	0	.250
Arizona	2	3	0	.400
L.A. Rams	1	4	0	.200
San Francisco	1	4	0	.200
Seattle	1	4	0	.200

ALL-TIME SERIES RESULTS



ARIZONA CARDINALS

REGULAR SEASON: 2-3 HOME: 2-0 AWAY: 0-3					
	TEXANS	CARDINALS			ATT.
12/18/2005	H	30	19	W	70,024
10/11/2009	A	21	28	L	61,819
11/10/2013	A	24	27	L	60,845
11/19/2017	H	31	21	W	71,680
10/24/2021	A	5	31	L	60,297
		111	126		

CAROLINA PANTHERS

REGULAR SEASON: 2-4 HOME: 1-3 AWAY: 1-1					
	TEXANS	PANTHERS			ATT.
11/2/2003	H	14	10	W	70,052
9/16/2007	A	34	21	W	73,665
12/18/2011	H	13	28	L	71,540
9/20/2015	A	17	24	L	73,254
9/29/2019	H	10	16	L	71,699
9/23/2021	H	9	24	L	68,320
		97	123		

DALLAS COWBOYS

REGULAR SEASON: 2-3 HOME: 2-1 AWAY: 0-2					
	TEXANS	COWBOYS			ATT.
9/8/2002	H	19	10	W	69,604
10/15/2006	A	6	34	L	63,186
9/26/2010	H	13	27	L	71,456
10/5/2014	A	17	20	L(OT)	91,159
10/7/2018	H	19	16	W(OT)	72,008
		74	107		

ATLANTA FALCONS

REGULAR SEASON: 3-2 HOME: 3-0 AWAY: 0-2					
	TEXANS	FALCONS			ATT.
11/30/2003	H	17	13	W	70,388
9/30/2007	A	16	26	L	69,312
12/4/2011	H	17	10	W	71,545
10/4/2015	A	21	48	L	69,904
10/6/2019	H	53	32	W	71,787
		124	129		

CHICAGO BEARS

REGULAR SEASON: 4-1 HOME: 2-0 AWAY: 2-1					
	TEXANS	BEARS			ATT.
12/19/2004	A	24	5	W	62,122
12/28/2008	H	31	24	W	70,838
11/11/2012	A	13	6	W	62,410
9/11/2016	H	23	14	W	71,933
12/13/2020	A	7	36	L	0
		98	85		

DENVER BRONCOS

REGULAR SEASON: 3-5 HOME: 1-2 AWAY: 2-3					
	TEXANS	BRONCOS			ATT.
11/7/2004	A	13	31	L	74,292
12/13/2007	H	31	13	W	70,747
12/26/2010	A	23	24	L	73,691
9/23/2012	A	31	25	W	76,566
12/22/2013	H	13	37	L	71,761
10/24/2016	A	9	27	L	76,865
11/4/2018	A	19	17	W	76,270
12/8/2019	H	24	38	L	71,769
		163	212		

BALTIMORE RAVENS

REGULAR SEASON: 2-9 HOME: 2-4 AWAY: 0-5					
	TEXANS	RAVENS			ATT.
12/15/2002	H	19	23	L	70,108
12/4/2005	A	15	16	L	69,909
11/9/2008	H	13	41	L	70,552
12/13/2010	H	28	34	L(OT)	71,413
10/16/2011	A	14	29	L	71,154
10/21/2012	H	43	13	W	71,708
9/22/2013	A	9	30	L	71,168
12/21/2014	H	25	13	W	71,771
11/27/2017	A	16	23	L	70,357
11/17/2019	A	7	41	L	70,731
9/20/2020	H	16	33	L	0
		205	296		

CINCINNATI BENGALS

REGULAR SEASON: 6-5 HOME: 2-3 AWAY: 4-2					
	TEXANS	BENGALS			ATT.
11/3/2002	H	3	38	L	69,827
11/9/2003	A	27	34	L	50,437
10/2/2005	A	10	16	L	65,714
10/26/2008	H	35	6	W	70,112
10/18/2009	A	28	17	W	64,019
12/11/2011	A	20	19	W	41,202
11/23/2014	H	13	22	L	71,777
11/16/2015	A	10	6	W	61,381
12/24/2016	H	12	10	W	71,836
9/14/2017	A	13	9	W	52,942
12/27/2020	H	31	37	L	12,344
		202	214		

DETROIT LIONS

REGULAR SEASON: 4-1 HOME: 2-0 AWAY: 2-1					
	TEXANS	LIONS			ATT.
9/19/2004	A	16	28	L	61,465
10/19/2008	H	28	21	W	70,081
11/22/2012	A	34	31	W(OT)	64,827
10/30/2016	H	20	13	W	71,882
11/26/2020	A	41	25	W	0
		139	118		

GREEN BAY PACKERS

REGULAR SEASON: 1-4 HOME: 0-3 AWAY: 1-1					
	TEXANS	PACKERS			ATT.
11/21/2004	H	13	16	L	70,769
12/7/2008	A	24	21	W	70,245
10/14/2012	H	24	42	L	71,702
12/4/2016	A	13	21	L	77,867
10/25/2020	H	20	35	L	12,618
		94	135		

BUFFALO BILLS

REGULAR SEASON: 5-5 HOME: 3-2 AWAY: 2-3					
	TEXANS	BILLS			ATT.
10/13/2002	H	24	31	L	70,120
11/16/2003	A	12	10	W	72,677
9/11/2005	A	7	22	L	71,781
11/19/2006	H	21	24	L	70,125
11/1/2009	A	31	10	W	69,790
11/4/2012	H	21	9	W	71,698
9/28/2014	H	23	17	W	71,756
12/6/2015	A	21	30	L	68,544
10/14/2018	H	20	13	W	71,638
10/3/2021	A	0	40	L	68,087
		180	206		

POSTSEASON: 1-0 HOME: 1-0 AWAY: 0-0					
	TEXANS	BILLS			ATT.
1/4/2020	H	22	19	W(OT)	71,699
		22	19		

CLEVELAND BROWNS

REGULAR SEASON: 7-5 HOME: 5-1 AWAY: 2-4					
	TEXANS	BROWNS			ATT.
10/20/2002	A	17	34	L	73,248
1/2/2005	H	14	22	L	70,724
10/30/2005	H	19	16	W	70,064
12/31/2006	H	14	6	W	70,097
11/25/2007	A	17	27	L	72,730
11/23/2008	A	16	6	W	72,077
11/6/2011	H	30	12	W	71,511
11/16/2014	A	23	7	W	67,431
10/15/2017	H	33	17	W	71,815
12/2/2018	H	29	13	W	71,741
11/15/2020	A	7	10	L	10,613
9/19/2021	A	21	31	L	67,431
		240	201		

INDIANAPOLIS COLTS

REGULAR SEASON: 9-31 HOME: 6-14 AWAY: 3-17					
	TEXANS	COLTS			ATT.
9/22/2002	H	3	23	L	69,204
12/1/2002	A	3	19	L	56,820
10/26/2003	A	21	30	L	56,132
12/28/2003	H	17	20	L	70,680
11/14/2004	A	14	49	L	56,511
12/12/2004	H	14	23	L	70,762
10/23/2005	H	20	38	L	70,621
11/13/2005	A	17	31	L	57,209
9/17/2006	A	24	43	L	56,614
12/24/2006	H	27	24	W	70,132
9/23/2007	H	24	30	L	70,765
12/23/2007	A	15	38	L	57,262
10/5/2008	H	27	31	L	70,118
11/16/2008	A	27	33	L	66,201
11/8/2009	A	17	20	L	66,033
11/29/2009	H	27	35	L	70,990
9/12/2010	H	34	24	W	70,974
11/1/2010	A	17	30	L	66,363
9/11/2011	H	34	7	W	71,444
12/22/2011	A	16	19	L	64,159
12/16/2012	H	29	17	W	71,702
12/30/2012	A	16	28	L	66,957

ALL-TIME SERIES RESULTS



11/3/2013	H	24	27	L	71,778
12/15/2013	A	3	25	L	65,470
10/9/2014	H	28	33	L	71,787
12/14/2014	A	10	17	L	65,148
10/8/2015	H	20	27	L	71,732
12/20/2015	A	16	10	W	66,083
10/16/2016	H	26	23	W(OT)	71,891
12/11/2016	A	22	17	W	65,250
11/5/2017	H	14	20	L	71,709
12/31/2017	A	13	22	L	60,557
9/30/2018	A	37	34	W(OT)	57,716
12/9/2018	H	21	24	L	71,814
10/20/2019	A	23	30	L	59,977
11/21/2019	H	20	17	W	71,727
12/6/2020	H	20	26	L	12,316
12/20/2020	A	20	27	L	9,992
10/17/2021	A	3	31	L	57,947
12/5/2021	H	0	31	L	65,291

763 1053				
POSTSEASON: 0-1 HOME: 0-1 AWAY: 0-0				
		TEXANS	COLTS	ATT.
1/5/2019	H	7	21	L 71,798
		7	21	

JACKSONVILLE JAGUARS				
REGULAR SEASON: 27-13 HOME: 15-5 AWAY: 12-8				
		TEXANS	JAGUARS	ATT.
10/27/2002	A	21	19	W 53,721
11/17/2002	H	21	24	L 69,711
9/28/2003	H	24	20	W 70,041
12/7/2003	A	0	27	L 43,363
10/31/2004	H	20	6	W 70,502
12/26/2004	A	21	0	W 66,227
11/6/2005	A	14	21	L 64,613
12/24/2005	H	20	38	L 70,025
10/22/2006	H	27	7	W 70,035
11/12/2006	A	13	10	W 65,918
10/14/2007	A	17	37	L 63,715
12/30/2007	H	42	28	W 70,660
9/28/2008	A	27	30	L(OT) 64,061
12/1/2008	H	30	17	W 70,809
9/27/2009	H	24	31	L 70,083
12/6/2009	A	18	23	L 42,079
11/14/2010	A	24	31	L 62,340
1/2/2011	H	34	17	W 71,023
10/30/2011	H	24	14	W 71,412
11/27/2011	A	20	13	W 62,004
9/16/2012	A	27	7	W 62,907
11/18/2012	H	43	37	W(OT) 71,676
11/24/2013	H	6	13	L 71,659
12/5/2013	A	20	27	L 60,414
12/7/2014	A	27	13	W 61,070
12/28/2014	H	23	17	W 71,777
10/18/2015	A	31	20	W 58,085
1/3/2016	H	30	6	W 71,899
11/13/2016	A	24	21	W 62,091
12/18/2016	H	21	20	W 71,803
9/10/2017	H	7	29	L 71,710
12/17/2017	A	7	45	L 64,701
10/21/2018	A	20	7	W 66,534
12/30/2018	H	20	3	W 71,848
9/15/2019	H	13	12	W 71,651
11/3/2019	N	26	3	W 84,771
10/11/2020	H	30	14	W 12,413
11/8/2020	A	27	25	W 15,668
9/12/2021	H	37	21	W 68,105
12/19/2021	A	30	16	W 60,252
		910	769	

KANSAS CITY CHIEFS				
REGULAR SEASON: 5-6 HOME: 3-4 AWAY: 2-2				
		TEXANS	CHIEFS	ATT.
9/21/2003	H	14	42	L 70,487
9/26/2004	A	24	21	W 77,433
11/20/2005	H	17	45	L 70,481
9/9/2007	H	20	3	W 70,080
10/17/2010	H	35	31	W 70,926
10/20/2013	A	16	17	L 74,118
9/13/2015	H	20	27	L 71,776
9/18/2016	H	19	12	W 71,890
10/8/2017	H	34	42	L 71,835
10/13/2019	A	31	24	W 73,323
9/10/2020	A	20	34	L 15,895
		250	298	

POSTSEASON: 0-2 HOME: 0-1 AWAY: 0-1				
		TEXANS	CHIEFS	ATT.
1/9/2016	H	0	30	L 71,800
1/12/2020	A	31	51	L 73,503
		31	81	

LAS VEGAS RAIDERS				
REGULAR SEASON: 7-4 HOME: 3-2 AWAY: 4-2				
		TEXANS	RAIDERS	ATT.
10/3/2004	H	30	17	W 70,741
12/3/2006	A	23	14	W 46,276
11/4/2007	A	24	17	W 49,603
12/21/2008	A	16	27	L 43,687
10/4/2009	H	29	6	W 70,291
10/3/2010	A	31	24	W 32,218
10/9/2011	H	20	25	L 71,420
11/17/2013	H	23	28	L 71,726
9/14/2014	A	30	14	W 54,063
11/21/2016	A	20	27	L 76,473
10/27/2019	H	27	24	W 71,893
		273	223	

POSTSEASON: 1-0 HOME: 1-0 AWAY: 0-0				
		TEXANS	RAIDERS	ATT.
1/7/2017	H	27	14	W 71,790
		27	14	

LOS ANGELES CHARGERS				
REGULAR SEASON: 3-5 HOME: 1-3 AWAY: 2-2				
		TEXANS	CHARGERS	ATT.
9/15/2002	A	3	24	L 56,098
9/12/2004	H	20	27	L 70,255
10/28/2007	A	10	35	L 60,439
11/7/2010	H	23	29	L 70,886
9/9/2013	A	31	28	W 59,522
11/27/2016	H	13	21	L 71,897
9/22/2019	A	27	20	W 25,349
12/26/2021	H	41	29	W 65,674
		168	213	

LOS ANGELES RAMS				
REGULAR SEASON: 1-4 HOME: 0-3 AWAY: 1-1				
		TEXANS	RAMS	ATT.
11/27/2005	H	27	33	L(OT) 70,010
12/20/2009	A	16	13	W 46,256
10/13/2013	H	13	38	L 71,104
11/12/2017	A	7	33	L 60,032
10/31/2021	H	22	38	L 66,013
		85	155	

MIAMI DOLPHINS				
REGULAR SEASON: 8-2 HOME: 5-0 AWAY: 3-2				
		TEXANS	DOLPHINS	ATT.
9/7/2003	A	21	20	W 73,010
10/1/2006	H	17	15	W 70,071
10/7/2007	H	22	19	W 70,156
10/12/2008	H	29	28	W 70,023
12/27/2009	A	27	20	W 65,847
9/18/2011	A	23	13	W 51,032
9/9/2012	H	30	10	W 71,566
10/25/2015	A	26	44	L 65,251
10/25/2018	H	42	23	W 71,726
11/7/2021	A	9	17	L 60,232
		246	209	

MINNESOTA VIKINGS				
REGULAR SEASON: 0-5 HOME: 0-3 AWAY: 0-2				
		TEXANS	VIKINGS	ATT.
10/10/2004	H	28	34	L(OT) 70,718
11/2/2008	A	21	28	L 62,839
12/23/2012	H	6	23	L 71,688
10/9/2016	A	13	31	L 66,683
10/4/2020	H	23	31	L 12,102
		91	147	

NEW ENGLAND PATRIOTS				
REGULAR SEASON: 3-9 HOME: 3-4 AWAY: 0-5				
		TEXANS	PATRIOTS	ATT.
11/23/2003	H	20	23	L(OT) 70,719
12/17/2006	A	7	40	L 68,756
1/3/2010	H	34	27	W 71,029
12/10/2012	A	14	42	L 68,756
12/1/2013	H	31	34	L 71,769
12/13/2015	H	6	27	L 71,908
9/22/2016	A	0	27	L 66,829
9/24/2017	A	33	36	L 65,878
9/9/2018	A	20	27	L 65,878
12/1/2019	H	28	22	W 72,025
11/22/2020	H	27	20	W 12,503
10/10/2021	H	22	25	L 68,450
		242	350	

POSTSEASON: 0-2 HOME: 0-0 AWAY: 0-2				
		TEXANS	PATRIOTS	ATT.
1/13/2013	A	28	41	L 68,756
1/14/2017	A	16	34	L 66,829
		44	75	

NEW ORLEANS SAINTS				
REGULAR SEASON: 2-3 HOME: 2-0 AWAY: 0-3				
		TEXANS	SAINTS	ATT.
9/14/2003	A	10	31	L 68,390
11/18/2007	H	23	10	W 70,780
9/25/2011	A	33	40	L 73,002
11/29/2015	H	24	6	W 71,778
9/9/2019	A	28	30	L 73,039
		118	117	

NEW YORK GIANTS				
REGULAR SEASON: 1-4 HOME: 1-2 AWAY: 0-2				
		TEXANS	GIANTS	ATT.
11/24/2002	H	16	14	W 70,054
11/5/2006	A	10	14	L 78,485
10/10/2010	H	10	34	L 71,110
9/21/2014	A	17	30	L 77,462
9/23/2018	H	22	27	L 71,838
		75	119	

ALL-TIME SERIES RESULTS



NEW YORK JETS

REGULAR SEASON: 3-6 HOME: 1-3 AWAY: 2-3					
	TEXANS	JETS		ATT.	
10/19/2003	H	14	19	L	70,623
12/5/2004	A	7	29	L	77,875
11/26/2006	A	11	26	L	76,596
9/13/2009	H	7	24	L	70,118
11/21/2010	A	27	30	L	78,843
10/8/2012	A	23	17	W	79,088
11/22/2015	H	24	17	W	71,718
12/15/2018	A	29	22	W	77,982
11/28/2021	H	14	21	L	65,120
		156	205		

PHILADELPHIA EAGLES

REGULAR SEASON: 0-5 HOME: 0-2 AWAY: 0-3					
	TEXANS	EAGLES		ATT.	
9/29/2002	A	17	35	L	64,867
9/10/2006	H	10	24	L	70,180
12/2/2010	A	24	34	L	69,144
11/2/2014	H	21	31	L	71,780
12/23/2018	A	30	32	L	69,696
		102	156		

PITTSBURGH STEELERS

REGULAR SEASON: 2-5 HOME: 1-2 AWAY: 1-3					
	TEXANS	STEELERS		ATT.	
12/8/2002	A	24	6	W	58,551
9/18/2005	H	7	27	L	70,742
9/7/2008	A	17	38	L	64,001
10/2/2011	H	17	10	W	71,585
10/20/2014	A	23	30	L	56,375
12/25/2017	H	6	34	L	71,842
9/27/2020	A	21	28	L	0
		115	173		

SAN FRANCISCO 49ERS

REGULAR SEASON: 1-4 HOME: 1-1 AWAY: 0-3					
	TEXANS	49ERS		ATT.	
1/1/2006	A	17	20	L(OT)	67,970
10/25/2009	H	24	21	W	70,820
10/6/2013	A	3	34	L	69,732
12/10/2017	H	16	26	L	71,802
1/2/2022	A	7	23	L	71,612
		67	124		

SEATTLE SEAHAWKS

REGULAR SEASON: 1-4 HOME: 1-2 AWAY: 0-2					
	TEXANS	SEAHAWKS		ATT.	
10/16/2005	A	10	42	L	66,196
12/13/2009	H	34	7	W	70,380
9/29/2013	H	20	23	L(OT)	71,756
10/29/2017	A	38	41	L	69,025
12/12/2021	H	13	33	L	67,610
		115	146		

TAMPA BAY BUCCANEERS

REGULAR SEASON: 4-1 HOME: 2-0 AWAY: 2-1					
	TEXANS	BUCCANEERS		ATT.	
12/14/2003	A	3	16	L	65,124
12/9/2007	H	28	14	W	70,237
11/13/2011	A	37	9	W	56,037
9/27/2015	H	19	9	W	71,718
12/21/2019	A	23	20	W	49,036
		110	68		

TENNESSEE TITANS

REGULAR SEASON: 18-22 HOME: 10-10 AWAY: 8-12					
	TEXANS	TITANS		ATT.	
11/10/2002	A	10	17	L	68,804
12/29/2002	H	3	13	L	70,694
10/12/2003	A	17	38	L	68,809
12/21/2003	H	24	27	L	70,758
10/17/2004	A	20	10	W	68,932
11/28/2004	H	31	21	W	70,721
10/9/2005	H	20	34	L	70,430
12/11/2005	A	10	13	L	69,149
10/29/2006	A	22	28	L	69,143
12/10/2006	H	20	26	L(OT)	70,760
10/21/2007	H	36	38	L	70,734
12/2/2007	A	20	28	L	69,143
9/21/2008	A	12	31	L	69,143
12/14/2008	H	13	12	W	70,831
9/20/2009	A	34	31	W	69,143
11/23/2009	H	17	20	L	71,153
11/28/2010	H	20	0	W	70,855
12/19/2010	A	17	31	L	69,143
10/23/2011	A	41	7	W	69,143
1/1/2012	H	22	23	L	71,512
9/30/2012	H	38	14	W	71,581
12/2/2012	A	24	10	W	69,143
9/15/2013	H	30	24	W(OT)	71,718
12/29/2013	A	10	16	L	69,143
10/26/2014	A	30	16	W	69,143
11/30/2014	H	45	21	W	71,714
11/1/2015	H	20	6	W	71,630
12/27/2015	A	34	6	W	62,153
10/2/2016	H	27	20	W	71,815
1/1/2017	A	17	24	L	65,205
10/1/2017	H	57	14	W	71,804
12/3/2017	A	13	24	L	62,758
9/16/2018	A	17	20	L	62,372
11/26/2018	H	34	17	W	71,826
12/15/2019	A	24	21	W	65,265
12/29/2019	H	14	35	L	71,794
10/18/2020	A	36	42	L(OT)	10,166
1/3/2021	H	38	41	L	12,504
11/21/2021	A	22	13	W	67,395
1/9/2022	H	25	28	L	66,722
		964	860		

WASHINGTON COMMANDERS

REGULAR SEASON: 3-2 HOME: 1-1 AWAY: 2-1					
	TEXANS	COMMANDERS		ATT.	
12/22/2002	A	10	26	L	70,291
9/24/2006	H	15	31	L	70,069
9/19/2010	A	30	27	W(OT)	88,240
9/7/2014	H	17	6	W	71,770
11/18/2018	A	23	21	W	61,593
		95	111		

ALL-TIME PRESEASON RESULTS



2002 (1-4)

Date	Opponent	Attendance	Result
8/5/02	N.Y. Giants*	22,461	L 34-17
8/10/02	at New Orleans	67,356	W 13-10
8/17/02	at Kansas City	73,506	L 19-9
8/24/02	Miami	69,432	L 24-3
8/30/02	Tampa Bay	68,371	L 17-13

*Canton, Ohio (Pro Football Hall of Fame Game)

2003 (0-4)

Date	Opponent	Attendance	Result
8/9/03	Denver	70,021	L 20-12
8/15/03	at Dallas	60,058	L 34-6
8/23/03	San Diego	70,007	L 19-17
8/28/03	at Tampa Bay	64,808	L 34-3

2004 (1-3)

Date	Opponent	Attendance	Result
8/14/04	Dallas	70,431	W 18-0
8/21/04	at Pittsburgh	56,028	L 38-3
8/27/04	at Denver	71,256	L 31-17
9/2/04	Tampa Bay	70,024	L 17-9

2005 (1-3)

Date	Opponent	Attendance	Result
8/13/05	Denver	70,016	L 20-14
8/20/05	Oakland	70,116	W 19-17
8/27/05	at Dallas	54,288	L 21-9
9/1/05	at Tampa Bay	63,591	L 38-14

2006 (3-1)

Date	Opponent	Attendance	Result
8/12/06	Kansas City	70,016	W 24-14
8/19/06	at St. Louis	65,391	W 27-20
8/27/06	at Denver	73,689	L 17-14
8/31/06	Tampa Bay	70,037	W 16-13

2007 (2-2)

Date	Opponent	Attendance	Result
8/11/07	Chicago	70,060	L 20-19
8/18/07	at Arizona	64,405	W 33-20
8/25/07	Dallas	70,512	W 28-16
8/30/07	at Tampa Bay	64,321	L 31-24

2008 (2-2)

Date	Opponent	Attendance	Result
8/9/08	Denver	70,020	W 19-16
8/16/08	at New Orleans	70,009	W 31-27
8/22/08	at Dallas	60,795	L 23-22
8/28/08	Tampa Bay	70,011	L 16-6

2009 (2-2)

Date	Opponent	Attendance	Result
8/15/09	at Kansas City	64,781	W 16-10
8/22/09	New Orleans	70,107	L 38-14
8/31/09	Minnesota	70,191	L 17-10
9/4/09	at Tampa Bay	63,831	W 27-20

2010 (1-3)

Date	Opponent	Attendance	Result
8/14/10	at Arizona	61,489	L 19-16
8/21/10	at New Orleans	70,025	L 38-20
8/28/10	Dallas	70,725	W 23-7
9/2/10	Tampa Bay	70,035	L 24-17

2011 (3-1)

Date	Opponent	Attendance	Result
8/15/11	N.Y. Jets	70,025	W 20-16
8/20/11	New Orleans	70,828	W 27-14
8/27/11	at San Francisco	69,732	W 30-7
9/1/11	at Minnesota	62,148	L 28-0

2012 (3-1)

Date	Opponent	Attendance	Result
8/11/12	at Carolina	69,002	W 26-13
8/18/12	San Francisco	71,196	W 20-9
8/25/12	at New Orleans	72,082	L 34-27
8/30/12	Minnesota	71,116	W 28-24

2013 (3-1)

Date	Opponent	Attendance	Result
8/9/13	at Minnesota	62,306	W 27-13
8/17/13	Miami	71,141	W 24-17
8/25/13	New Orleans	71,611	L 31-23
8/29/13	at Dallas	76,856	W 24-6

2014 (2-2)

Date	Opponent	Attendance	Result
8/9/14	at Arizona	60,540	L 32-0
8/16/14	Atlanta	71,644	W 32-7
8/23/14	at Denver	75,093	W 18-17
8/28/14	San Francisco	71,408	L 40-13

2015 (2-2)

Date	Opponent	Attendance	Result
8/15/15	San Francisco	71,403	W 23-10
8/22/15	Denver	71,533	L 14-10
8/30/15	at New Orleans	72,998	W 27-13
9/3/15	at Dallas	85,067	L 21-14

2016 (4-0)

Date	Opponent	Attendance	Result
8/14/16	at San Francisco	70,178	W 24-13
8/20/16	New Orleans	71,517	W 16-9
8/28/16	Arizona	71,515	W 34-24
9/1/16	at Dallas	81,016	W 28-17

2017 (1-2)

Date	Opponent	Attendance	Result
8/9/17	at Carolina	72,100	L 27-17
8/19/17	New England	71,504	W 27-23
8/26/17	at New Orleans	73,064	L 13-0
8/31/17	Dallas		<i>Canceled due to Hurricane Harvey</i>

2018 (3-1)

Date	Opponent	Attendance	Result
8/9/18	at Kansas City	58,465	W 17-10
8/18/18	San Francisco	71,312	W 16-13
8/25/18	at L.A. Rams	60,862	L 20-21
8/30/18	Dallas	71,438	W 14-6

2019 (1-3)

Date	Opponent	Attendance	Result
8/8/19	at Green Bay	73,928	L 26-28
8/17/19	Detroit	71,283	W 30-23
8/24/19	at Dallas	85,636	L 0-34
8/29/19	L.A. Rams	71,162	L 10-22

2020 (0-0)

Date	Opponent	Attendance	Result
8/14/20	at Minnesota		<i>Games canceled due to COVID-19 pandemic</i>
8/22/20	Seattle		<i>COVID-19 pandemic</i>
8/29/20	at New Orleans		<i>COVID-19 pandemic</i>
9/3/20	Dallas		<i>COVID-19 pandemic</i>

2021 (2-1)

Date	Opponent	Attendance	Result
8/14/21	at Green Bay	72,348	W 26-7
8/21/21	at Dallas	72,720	W 20-14
8/28/21	Tampa Bay	70,220	L 16-23

ALL-TIME PRESEASON RECORDS



TEAM RECORDS

POINTS SCORED, GAME

Points	Date	Opponent	Attendance	W/L	Result
34	8/28/16	Arizona	71,515	W	34-24
33	8/18/07	at Arizona	64,405	W	33-20
32	8/16/14	Atlanta	71,644	W	32-7
31	8/16/08	at New Orleans	70,009	W	31-27
30	8/27/11	at San Francisco	69,732	W	30-7
30	8/17/19	Detroit	71,283	W	30-23
28	8/30/12	Minnesota	71,116	W	28-24

POINTS ALLOWED, GAME

Points	Date	Opponent	Attendance	W/L	Result
40	8/28/14	San Francisco	71,408	L	40-13
38	8/21/04	at Pittsburgh	56,028	L	38-3
38	9/1/05	at Tampa Bay	63,591	L	38-14
38	8/22/09	New Orleans	70,107	L	38-14
38	8/21/10	at New Orleans	70,025	L	38-20

MOST RUSHING YARDS, GAME

Yards	Att.	TD	Opponent	Date
208	34	2	New Orleans	8/20/11
190	40	1	Dallas	8/29/13
187	32	1	Denver	8/27/04
174	39	1	Carolina	8/11/12
173	36	1	Dallas	8/28/10
173	41	3	Kansas City	8/12/06

MOST NET PASSING YARDS, GAME

Yards	Comp.	Att.	TD	Opponent	Date
355	32	49	1	New Orleans	8/25/13
316	28	53	2	Tampa Bay	9/2/10
306	31	44	2	at Minnesota	8/9/13
303	26	38	3	Miami	8/17/13
289	21	25	2	New Orleans	8/16/08

TEAM RECORDS (cont.)

MOST TOTAL YARDS, GAME

Total	Rush	Pass	Opponent	Date
496	141	355	New Orleans	8/25/13
439	133	306	at Minnesota	8/9/13
436	208	228	New Orleans	8/20/11
417	101	316	Tampa Bay	9/2/10
417	172	245	at San Francisco	8/27/11

INDIVIDUAL RECORDS

MOST RUSHING YARDS, GAME

Yards	Att.	TD	Player	Opponent	Date
114	13	2	J. Forsett	Minnesota	8/30/12
110	8	1	A. Foster	Dallas	8/28/10
107	19	0	C. Wood	at Dallas	8/29/13
95	9	1	B. Tate	New Orleans	8/20/11
92	11	2	V. Morency	St. Louis	8/19/06

MOST PASSING YARDS, GAME

Yards	Att.	Comp.	TD	Player	Opponent	Date
213	26	15	0	M. Schaub	New Orleans	8/25/13
205	15	22	2	D. Carr	San Diego	8/23/03
197	9	16	2	R. Grossman	Tampa Bay	9/4/09
194	18	15	1	M. Schaub	New Orleans	8/25/12
187	14	16	2	M. Schaub	New Orleans	8/16/08

MOST RECEIVING YARDS, GAME

Yards	Rec.	TD	Player	Opponent	Date
148	3	1	J. Jones	Tampa Bay	9/4/09
131	7	0	A. Johnson	New Orleans	8/25/13
100	4	0	A. Johnson	New Orleans	8/20/11
100	6	1	K. Walter	New Orleans	8/16/08
97	4	0	G. Graham	New Orleans	8/25/12

ALL-TIME ALPHABETIC ROSTER



^ DENOTES DRAFT PICK

All appeared on the 53-man roster for at least one game

- A**
- 47 Abbate, Jon, LB, Wake Forest, 2007
 - 78 Aboushi, Oday, G, Virginia, 2015-16
 - 59 Acholonu, D.D., LB, Washington St., 2004
 - 74 Adams, Aaron, T, Eastern Kentucky, 2015
 - 19 Adams, Charlie, WR, Hofstra, 2006
 - 70 Adams, Jeff, T, Columbia, 2014-16
 - 89 Adams, Jerrell, TE, South Carolina, 2019
 - 27 Adams, Mike, S, Delaware, 2019
 - 50 Adams, Tyrell, ILB, West Georgia, 2018-20
 - 37 Addae, Jahleel, S, Central Michigan, 2019
 - 52 ^Adibi, Xavier, LB, Virginia Tech, 2008-10
 - 88 ^Akins, Jordan, TE, Central Florida, 2018-21
 - 54 Alexander, Mister, ILB, Florida St., 2011-12
 - 22 Alexander, Roc, CB, Washington, 2006-07
 - 20 Allen, James, RB, Oklahoma, 2002
 - 30 Allen, Jason, CB, Tennessee, 2010-11
 - 79 Allen, Jeff, G, Illinois, 2016-17
 - 98 Alufohai, Auzoyah, DT, West Georgia, 2020
 - 89 Amendola, Danny, WR, Texas Tech, 2021
 - 50 ^Anderson, Charlie, LB, Mississippi, 2004-07
 - 14/17/89 ^Anderson, David, WR, Colorado St., 2006-11
 - 27 Anderson, Jason, RB, South Dakota, 2005
 - 96 Anderson, Mark, DE, Alabama, 2010
 - 89 Anderson, Stephen, TE, California, 2016-17
 - 91 Ankrah, Jason, OLB, Nebraska, 2014
 - 9 Anger, Bryan, P, California, 2019-20
 - 30 Armstrong, Cornell, CB, Southern Mississippi, 2019-20
 - 87/88 Armstrong, Derick, WR, Arkansas-Monticello, 2003-05
 - 35 Arnold, Grayland, SS, Baylor, 2021
 - 37 Aubrey, Josh, S, Stephen F. Austin, 2014
 - 83 Auclair, Antony, TE, Laval, 2021
 - 61 Austin, Thomas, C, Clemson, 2011

- B**
- 93 ^Babin, Jason, LB, Western Michigan, 2004-06
 - 23 Bademosi, Johnson, CB, Stanford, 2018
 - 22 Ball, Alan, CB, Illinois, 2012
 - 39 ^Ballentine, Lonnie, S, Memphis, 2014-16
 - 33 Banks, Johnthan, CB, Mississippi State, 2017
 - 12 Banks, Tony, QB, Michigan St., 2002-05
 - 34 ^Barber, Dominique, FS, Minnesota, 2008-11
 - 51 Barber, Shawn, LB, Richmond, 2007
 - 67 Barry, Kevin, T, Arizona, 2007
 - 98 ^Barwin, Connor, DE/OLB, Cincinnati, 2009-12
 - 47 ^Baxter, Jarrod, FB, New Mexico, 2002-04
 - 81 Baylis, Evan, TE, Oregon, 2017
 - 12 Beck, John, QB, BYU, 2012
 - 68 Bedell, Brad, T, Colorado, 2006
 - 33 Bell, Jason, CB, UCLA, 2002-05
 - 57 Bell, Marcus, LB, Arizona, 2004
 - 32 ^Bennett, Fred, CB, South Carolina, 2007-09
 - 57 Bentley, Kevin, LB, Northwestern, 2008-10
 - 62 Benzschawel, Beau, OL, Wisconsin, 2020
 - 68 Bergstrom, Tony, C, Utah, 2016
 - 50 Bing, Darnell, LB, USC, 2010
 - 88 Black, Avion, WR, Tennessee St., 2002
 - 71 Black, Jordan, T, Notre Dame, 2007
 - 90 ^Blacklock, Ross, DT, TCU, 2020-21
 - 97 Blackson, Angelo, DE, Auburn, 2017-19
 - 99 Blade, Willie, DE, Mississippi St., 2002
 - 28 ^Blue, Alfred, RB, LSU, 2014-18
 - 28 Boddy-Calhoun, Briean, CB, Minnesota, 2019
 - 16 ^Bonner, Alan, WR, Jacksonville St, 2013-15
 - 28 Boulware, Michael, S, Florida St., 2007
 - 21/34 Bouye, A.J., CB, Central Florida, 2013-16
 - 71 Boselli, Tony, T, USC, 2002
 - 7 Boyd, Shane, QB, Kentucky, 2007
 - 85 Bradford, Corey, WR, Jackson St., 2002-05
 - 50 Braman, Bryan, OLB, West Texas A&M, 2011-13
 - 65 Brisiel, Mike, G, Colorado State, 2007-11
 - 68 Britt, Justin, C, Missouri, 2010-13
 - 79 ^Brooks, Brandon, G, Miami (Ohio), 2012-15
 - 8 Brooks, Terrence, S, Florida State, 2021
 - 97 Brown, Andrew, DT, Virginia, 2020
 - 24 ^Brown, C.C., SS, Louisiana-Lafayette, 2005-08
 - 22 Brown, Chris, RB, Colorado, 2008-09
 - 76 ^Brown, Duane, T, Virginia Tech, 2008-17
 - 24 Brown, Eric, SS, Mississippi St., 2002-04
 - 48 Brown, Kourtnei, OLB, Clemson, 2015
 - 3 Brown, Kris, K, Nebraska, 2002-09
 - 67 ^Brown, Milford, G, Florida St., 2002-05
 - 85 Brown, Pharaoh, TE, Oregon, 2020-21
 - 22 Brown, Ronnie, RB, Auburn, 2014
 - 98 Browner, Keith, DE, California, 2014
 - 87 Bruener, Mark, TE, Washington, 2004-08

- 31 Buchanan, Phillip, CB, Miami, 2005-06
- 4 ^Bullock, Randy, K, Texas A&M, 2012-15
- 53 Bullough, Max, ILB, Michigan State, 2014-16
- 79 Bulman, Tim, DT, Boston College, 2006-11
- 8 Burkhead, Rex, RB, Nebraska, 2021
- 20 Burley, Marcus, CB, Delaware, 2017
- 22 ^Burns, Curry, FS, Louisville, 2003
- 39 Burton, Deante, CB, Kansas State, 2018
- 40 Busing, John, FS, Miami (OH), 2009
- 78 Butler, Rashad, T, Miami, 2007-12
- 89 Byrre, Jake, TE, Wisconsin, 2013

- C**
- 62 ^Caldwell, Antoine, C/G, Alabama, 2009-12
 - 17 Camp, Jalen, WR, Georgia Tech, 2021
 - 39 Campbell, Ibraheim, S, Northwestern, 2017
 - 53 Campbell, Khary, LB, Bowling Green, 2009
 - 61 Cannon, Marcus, T, TCU, 2021
 - 36 ^Carmichael, Roc, CB, Virginia Tech, 2011-12
 - 8 ^Carr, David, QB, Fresno St., 2002-06
 - 59 Carroll, Travis, LB, Florida, 2003
 - 36 Carter, Chris, FS, Texas, 2002
 - 14 Carter, DeAndre, WR, Sacramento State, 2018-20
 - 75 Carter, Ron'Dell, LB, James Madison, 2021
 - 86 ^Casey, James, TE/FB, Rice, 2009-12
 - 59 Chamberlin, Frank, LB, Boston College, 2005
 - 43 Chesley, Anthony, DB, Coastal Carolina, 2020
 - 72 Christian Sr., Geron, T, Louisville, 2021
 - 74 Clabo, Tyson, T, Wake Forest, 2014
 - 74/77 Clark, Chris, T, Southern Mississippi, 2015-17, 2019
 - 55 Clark, Danny, LB, Illinois, 2007
 - 1 Clemens, Kellen, QB, Oregon, 2011
 - 96 Clements, Chunky, NT, Illinois, 2017
 - 50 Clemons, Charlie, LB, Georgia, 2003
 - 58 ^Cliett, Reshard, ILB, South Florida, 2015
 - 90 ^Clowney, Jadeveon, DE/OLB, South Carolina, 2014-18
 - 40 Clutts, Tyler, FB, Fresno State, 2012
 - 18 Cobb, Randall, WR, Kentucky, 2020
 - 60/96 Cochran, Earl, DE, Alabama State, 2006-08
 - 95 Cody, Shaun, DT/NT, USC, 2009-12
 - 51 Cole, Dylan, ILB, Missouri State, 2017-20
 - 42 Coleman, Marcus, CB, Texas Tech, 2002-05
 - 53 Coley, Kevis, LB, Southern Mississippi, 2008
 - 97 Collins, Maliek, DT, Nebraska, 2021
 - 12 ^Collins, Nico, WR, Michigan, 2021
 - 22 Colvin, Aaron, CB, Oklahoma, 2018-19
 - 45 Comella, Greg, FB, Stanford, 2003
 - 18 Conley, Chris, WR, Georgia, 2021
 - 22 Conley, Gareon, CB, Ohio State, 2019-20
 - 43 Cook, Jameel, FB, Illinois, 2006-07
 - 13 Cooks, Brandin, WR, Oregon State, 2020-21
 - 82 ^Coulter, Isaiah, WR, Rhode Island, 2020
 - 16 ^Coutee, Keke, WR, Texas Tech, 2018-20
 - 95 ^Covington, Christian, DE, Rice, 2015-18
 - 40 Cox, Curume, S, Maryland, 2007
 - 28 ^Crawford, Xavier, CB, Central Michigan, 2019
 - 93 ^Crick, Jared, DE, Nebraska, 2012-15
 - 36 Cromartie, Marcus, S, Wisconsin, 2017
 - 26 Crossen, Keion, CB, Western Carolina, 2019-20
 - 41 ^Cunningham, Zach, ILB, Vanderbilt, 2017-21
 - 56 ^Cushing, Brian, ILB, USC, 2009-17



ILB Brian Cushing was named the AP Defensive Rookie of the Year in 2009 and is the Texans' all-time leading tackler (664).

- D**
- 75 Dalton, Lional, DT, Eastern Michigan, 2006
 - 8 Daniel, Trevor, P, Tennessee, 2018-19
 - 2 Daniels, B.J., QB, South Florida, 2015
 - 81 ^Daniels, Owen, TE, Wisconsin, 2006-13
 - 70 Davenport, Julián, T, Bucknell, 2017-18
 - 11 Davis, André, WR, Virginia Tech, 2007-10

- 14 Davis, Davion, WR, Sam Houston, 2021
- 37 ^Davis, Domanick, RB, LSU, 2003-06 (also known as Domanick Williams)
- 90/97 Davis, Jason, DE, West Virginia, 2003, 2005
- 60 Dawson, Curry, T, Angelo State, 2003
- 87 Dawson, JaJuan, WR, Tulane, 2002
- 36 Dayne, Ron, RB, Wisconsin, 2006-07
- 31 Decoud, Treston, CB/S, Oregon State, 2017
- 95 Deloach, Jerry, DE, California, 2002-05
- 17 Delhomme, Jake, QB, La.-Lafayette, 2011
- 27/32/39 Demps, Quintin, SS, UTEP, 2010-12, 2015-16
- 47 Demps, Will, FS, San Diego State, 2007-08
- 81 Denham, Anthony, TE, Utah, 2014-15
- 77 Denney, Ryan, DE, BYU, 2010
- 28 Dennis, Pat, CB, La.-Monroe, 2002-03
- 50 Dent, Akeem, ILB, Georgia, 2014-16
- 19 ^Dickerson, Dorin, WR, Pittsburgh, 2010
- 54/91 ^Diles, Zac, LB, Kansas State, 2007-10, 2014
- 36 ^Dillon, K.J., S, West Virginia, 2016
- 52 Dobbins, Tim, ILB, Iowa State, 2011-13
- 2 Dorsett II, Phillip, WR, Miami (Fla.), 2021
- 66 Dorsey, Char-ron, T, Florida St., 2002
- 85 Dreesen, Joel, TE, Colorado State, 2007-11
- 6 Driskel, Jeff, QB, Louisiana Tech, 2021
- 23/40 Drummond, Kurtis, S, Michigan State, 2015-17
- 92 Dunn, Brandon, DT, Louisville, 2015-20
- 98 Dwumfour, Michael, DT, Rutgers, 2021

- E**
- 26 ^Earl, Glenn, SS, Notre Dame, 2004-07
 - 16 Eberle, Dominik, K, Utah State, 2021
 - 33 Echemandu, Adimchinobi, RB, California 2007
 - 53 ^Ejiofor, Duke, OLB, Wake Forest, 2018-20
 - 60 Eldrenkamp, Jake, G, Washington, 2021
 - 38 Ellington, Andre, RB, Clemson, 2017
 - 12 Ellington, Bruce, WR, South Carolina, 2017
 - 56 Emanuel, Kyle, ILB, North Dakota State, 2020
 - 34 ^Ervin, Tyler, RB, San Jose State, 2016-18
 - 65 Evans, Brandon, G, Houston, 2004
 - 35 Evans, Leomont, SS, Clemson, 2002
 - 54 Evans, Troy, LB, Cincinnati, 2002-06

- F**
- 38 ^Faggins, DeMarcus, CB, Kansas St., 2002-08
 - 7 Fairbairn, Ka'imi, K, UCLA, 2016-21
 - 87 Fells, Darren, TE, California-Irvine, 2019-20
 - 25 Ferguson, Nick, SS, Georgia Tech, 2008-09
 - 87 ^Fiedorowicz, C.J., TE, Iowa, 2014-17
 - 39 Fields II, Mark, CB, Clemson, 2020
 - 14 Fitzpatrick, Ryan, QB, Harvard, 2014
 - 58 Flanagan, Mike, C, UCLA, 2006-07
 - 21 Fletcher, Jamar, CB, Wisconsin, 2007
 - 93 Flowers, Erik, LB, Arizona St., 2002
 - 58 Foley, Steve, LB, La.-Monroe, 2003
 - 27 ^Foreman, D'Onta, RB, Texas, 2017-18
 - 56 Foreman, Jay, LB, Nebraska, 2002-04
 - 28 Forsett, Justin, RB, California, 2012
 - 23/27/37 Foster, Arian, RB, Tennessee, 2009-15
 - 45 Fox, Keyaron, LB, Georgia Tech, 2012
 - 20 Freeman, Robert, CB, Clark Atlanta, 2003
 - 26 Freeman, Royce, RB, Oregon, 2021
 - 77 Froholdt, Hjalte, OL, Arkansas, 2020
 - 75 ^Frye, Brandon, T, Virginia Tech, 2007
 - 15 ^Fuller V, Will, WR, Notre Dame, 2016-20
 - 61 Fuller, Kyle, C/G, Baylor, 2017
 - 73 Fulton, Zach, G, Tennessee, 2018-20

- G**
- 35 Gado, Samkon, RB, Liberty, 2006
 - 86 ^Gaffney, Jabar, WR, Florida, 2002-05
 - 29 Gaines, Phillip, CB, Rice, 2019-20
 - 7 Garcia, Jeff, QB, San Jose State, 2011
 - 66 Gardner, Andrew, T, Georgia Tech, 2011-13
 - 25 Garrett, Kevin, CB, SMU, 2006
 - 68 Giacomini, Breno, T, Louisville, 2017
 - 81 Gideon, Sherrod, WR, Southern Mississippi, 2002
 - 21 Gilchrist, Marcus, S, Clemson, 2017
 - 44 ^Gillaspia, Cullen, FB, Texas A&M, 2019-20
 - 39 Gipson Sr., Tashaun, S, Wyoming, 2019
 - 31 Glenn, Aaron, CB, Texas A&M, 2002-04
 - 52 Gooden, Tavares, LB, Miami, 2013
 - 70 Graham, DeMingo, G, Hofstra, 2002
 - 88 ^Graham, Garrett, TE, Wisconsin, 2010-15
 - 37 Graham, Ray, RB, Pittsburgh, 2013
 - 17 Graham, Shayne, K, Virginia Tech, 2012
 - 16 Gray, Deanté, WR, TCU, 2017
 - 30 Green, Ahman, RB, Nebraska, 2007-08
 - 90 ^Green, Howard, DT, LSU, 2002
 - 77 Green, Jarvis, DE, LSU, 2010

ALL-TIME ALPHABETIC ROSTER



G (cont.)

14 Green, T.J., CB, Clemson, 2021
 52 ^Greenard, Jonathan, OLB, Florida, 2020-21
 58 Greenhouse, Isaiah, LB, Northwestern State, 2010
 56 Greenwood, Morlon, LB, Syracuse, 2005-08
 45 ^Griffin, Ryan, TE, Connecticut, 2013-18
 44 Griffith, Justin, FB, Mississippi State, 2010
 41/43 Grimes, Jonathan, RB, William & Mary, 2012-16
 5 Grossman, Rex, QB, Florida, 2009
 51 Grugier-Hill, Kamu, LB, Eastern Illinois, 2021

H

29 ^Hal, Andre, S, Vanderbilt, 2014-18
 72 Hall, Barry, T, Middle Tennessee St., 2002
 48 Hall, Nate, ILB, Northwestern, 2020
 96 Hall, P.J., DT, Sam Houston State, 2020
 17 Hamilton, Cobi, WR, Arkansas, 2017
 17 Hansen, Chad, WR, California, 2020
 28/26 Hargreaves III, Vernon, CB, Florida, 2019-21
 81 Harris, Atnaf, WR, CS-Northridge, 2002
 26 ^Harris, Brandon, CB, Miami, 2011-13
 82 Harris, Clark, TE, Rutgers, 2008
 94 Harris, Demone, DE, Buffalo, 2021
 91 Harris, Ra'Shon, NT, Oregon, 2012
 68 Harris, Ryan, T, Notre Dame, 2012-13
 31 ^Harrison, Brandon, S, Stanford, 2007-08
 2 Hartmann, Brett, P, Central Michigan, 2011
 93 Heath, Joel, DE, Michigan State, 2016-19
 34 Hebert, Kyries, FS, La.-Lafayette, 2002
 67 ^Heck, Charlie, T, North Carolina, 2020-21
 50 Heeney, Ben, ILB, Kansas, 2017
 8 Heinicke, Taylor, QB, Old Dominion, 2017
 76 Henderson, Seantriel, T, Miami (Fla.), 2018-19
 27 Henry, Chris, RB, Arizona, 2009
 75 Herndon, Jimmy, T, Houston, 2002-03
 43 Hewitt, Neville, LB, Marshall, 2021
 87 ^Hill, Anthony, TE, North Carolina St., 2009-10
 94 ^Hill, Charles, DT, Maryland, 2002
 27 Hilliard, Dontrell, RB, Tulane, 2020
 63/55/57 ^Hodgdon, Drew, C, Arizona St., 2005-07
 16 ^Holliday, Trindon, WR, LSU, 2010-12
 25 ^Hollings, Tony, RB, Georgia Tech, 2003-05
 89 Holloway, Jabari, TE, Notre Dame, 2002-03
 10 ^Hopkins, DeAndre, WR, Clemson, 2013-19
 29 Horton, Jason, CB, North Carolina A&T, 2007
 58 Houston, Lamarr, OLB, Texas, 2017
 71 ^Howard, Tytus, G/T, Alabama State, 2019-21
 38 Howell, Buddy, RB, Florida Atlantic, 2018-20
 7 Hoyer, Brian, QB, Michigan State, 2015
 33 Hunt, Akeem, RB, Purdue, 2015-16
 72 Hunter, David, DE, Houston, 2012
 34 Hutchins, Von, CB/FS, Mississippi, 2006-07
 23 Hyde, Carlos, RB, Ohio State, 2019

I

2 Ingram II, Mark, RB, Alabama, 2021
 87 Insley, Trevor, WR, Nevada-Reno, 2002
 94 Ioane, Junior, DT, Arizona State, 2003-05

J

25 ^Jackson, Kareem, CB/S, Alabama, 2010-18
 62 Jackson, Scott, T, Brigham Young, 2006-08
 53 James, Bradie, LB, LSU, 2012
 31 James, Charles, CB, Charleston Southern, 2015-16
 96/99 Jamison, Tim, DE, Michigan, 2009-14
 18 Jean, Lestar, WR, Florida Atlantic, 2011-13
 54 Jefferson, Willie, OLB, Stephen F. Austin, 2013
 84 Jenkins, Darnell, WR, Miami, 2008
 44 Jenkins, Jelani, ILB, Florida, 2017
 50 Jenkins, Jordan, DE, Georgia, 2021
 32/1 ^Johnson Jr., Lonnie, DB, Kentucky, 2019-21
 80 ^Johnson, Andre, WR, Miami, 2003-14
 89 Johnson, Bryant, WR, Penn State, 2011
 13 Johnson, Damaris, WR, Tulsa, 2014
 31 Johnson, David, RB, Northern Iowa, 2020-21
 28 Johnson, Dennis, RB, Arkansas, 2013
 25 Johnson, Derrick, CB, Washington, 2006
 64 Johnson, Dorian, G, Pittsburgh, 2017
 25 Johnson, Duke, RB, Miami (Fla.), 2019-20
 93 Johnson, Jaleel, DT, Iowa, 2021
 5/8 Johnson, Josh, QB, San Diego, 2017
 30 ^Johnson, Kevin, CB, Wake Forest, 2015-18
 63 Johnson, Roderick, T, Florida State, 2018-20
 96 Johnson, Thomas, DT, Middle Tennessee State, 2006
 75/99 ^Johnson, Travis, DT, Florida St., 2005-08
 11 Johnston, Cameron, P, Ohio State, 2021

18 Jones, Andy, WR, Jacksonville, 2017
 60 ^Jones, Ben, C, Georgia, 2012-15
 20 Jones, Don, S, Arkansas State, 2016
 5 Jones, Donnie, P, LSU, 2012
 Jones, Dwaune, WR, Richmond, 2002
 73 Jones, Garrick, T, Arkansas St., 2003-04
 33 Jones, Greg, FB, Florida St., 2013
 34 Jones, Taiwan, RB, Eastern Washington, 2019
 12 ^Jones, Jacoby, WR, Lane College, 2007-11
 83 ^Joppru, Bennie, TE, Michigan, 2003-05
 9 ^Jordan, Brevin, TE, Miami (Fla.), 2021
 24 Joseph, Johnathan, CB, South Carolina, 2011-19

K

58 ^Kalambayi, Peter, ILB, Stanford, 2018-20
 94 Kalu, N.D., DE, Rice, 2006-08
 94 Kamalu, Ufomba, DE, Miami (Fla.), 2016-17
 39 Karim, Deji, RB, Southern Illinois, 2013
 60 Keathley, Michael, G, TCU, 2003
 7 Keenum, Case, QB, Houston, 2013-14
 53 Kegl, Stanford, LB, Purdue, 2010
 64 Kelemete, Senio, G, Washington, 2018-20
 88 Kent, Rashod, TE, Rutgers, 2003
 31 ^Keo, Shiloh, S, Idaho, 2011-14
 53 Kershaw, William, LB, Maryland, 2007
 49 Keyes, Josh, ILB, Boston College, 2018
 78 Killings, Cedric, DT, Carson-Newman, 2006-07
 25 King II, Desmond, CB, Iowa, 2021
 58 Kirkey, Christian, LB, Iowa, 2021
 62 Kupper, Alex, C, Louisville, 2013

L

42 Landrum, Chris, OLB, Jacksonville State, 2019
 96 Langford, Kendall, DE, Hampton, 2017
 58 Lamar, Jason, LB, Toledo, 2002
 63/74 Lamm, Kendall, T, Appalachian State, 2015-18
 4 Leach, Vonta, FB, East Carolina, 2006-10
 9 Lechler, Shane, P, Texas A&M, 2013-17



In the final season of P Shane Lechler's career in 2017, he set a single-season record with a 49.0 gross punting average.

9/11 Leinart, Matt, QB, USC, 2010-11
 17 Lemon, Alec, WR, Syracuse, 2013
 97 Lewis, Damione, DT, Miami, 2010
 86 Lewis, Derrick, WR, San Diego State, 2006
 84 Lewis, Jermaine, WR, Maryland, 2002
 21 Lewis, Kendrick, S, Mississippi, 2014
 54 Lewis, LaTroy, OLB, Tennessee, 2017
 6 Lewis, Thad, QB, Duke, 2014
 30 Lindsay, Phillip, RB, Colorado, 2021
 93 Liguett, Corey, DT, Illinois, 2020
 91 ^Lopez, Roy, DT, Arizona, 2021
 20 ^Lord, Jammal, FS, Nebraska, 2004-05
 62 Lorenti, Chris, C, Central Florida, 2002-03
 33 ^Lundy, Wali, RB, Virginia, 2006
 64 Lynch, Ben, C, California, 2003

M

43 Mack, Elbert, CB, Troy, 2013-14
 34 Mack, Stacey, RB, Temple, 2003
 95 Maddox, Anthony, DT, Delta State, 2006-07
 15 Maehl, Jeff, WR, Oregon, 2011
 88 Malleck, Ryan, TE, Virginia Tech, 2017
 15 Mallett, Ryan, QB, Arkansas, 2014-15
 97 Malone, Alfred, DE, Troy, 2005-06
 65 Mancz, Greg, C, Toledo, 2015-20
 38 Manning, Danieal, S, Abilene Christian, 2011-14
 57 Manning, Roy, LB, Michigan, 2006
 54 Martin, Jacob, OLB, Temple, 2019-21
 82 ^Martin, Keshawn, WR, Michigan State, 2012-15

66 ^Martin, Nick, C, Notre Dame, 2016-20
 99 Martin, Steve, DT, Missouri, 2003
 90 Martin, Terrance, DT, North Carolina St., 2003
 17 Martinez, Glenn, WR, Saginaw Valley St., 2009
 82 Mason, Derrick, WR, Michigan State, 2011
 32 Mathieu, Tyrann, S, LSU, 2018
 13 ^Mathis, Jerome, WR, Hampton, 2005-07
 53 Mays, Joe, ILB, North Dakota State, 2013
 21/41 ^McCain, Brice, CB, Utah, 2009-13
 2 McCarron, AJ, QB, Alabama, 2019-20
 51 McClain, Jimmy, LB, Troy, 2002-03
 97 McClain, Terrell, NT, South Florida, 2012-13
 20 McCleon, Dexter, CB, Clemson, 2006
 95 McClover, Stanley, DE, Auburn, 2008
 3 McCown, Josh, QB, Sam Houston St., 2020
 64 McCray, Justin, G, Central Florida, 2021
 27/29 McCree, Marlon, FS, Kentucky, 2003-04
 80 McDermott, Sean, TE/LS, Kansas, 2002
 89 McFarland, Mike, TE, South Florida, 2015
 11 McGloin, Matt, QB, Penn St., 2017
 3 McGough, Alex, QB, Florida International, 2019
 28 McKenzie, Chris, CB, Arizona St., 2005-06
 55 ^McKinney, Benardrick, ILB, Mississippi State, 2015-20
 76 McKinney, Steve, C, Texas A&M, 2002-07
 22 ^McManis, Sherrick, CB, Northwestern, 2010-11
 59 ^Mercurius, Whitney, OLB, Illinois, 2012-21
 3 Miller, Anthony, WR, Memphis, 2021
 82 Miller, Billy, TE, USC, 2002-04
 13 ^Miller, Braxton, WR, Ohio State, 2016-17
 26 Miller, Lamar, RB, Miami (Fla.), 2016-19
 10 ^Mills, Davis, QB, Stanford, 2021
 52 Mingo, Barkevious, OLB, LSU, 2019
 98 ^Mitchell, Earl, DT, Arizona, 2010-13
 59 Mitchell, Keith, LB, Texas A&M, 2002
 39 Mitchell, Terrance, CB, Oregon, 2021
 11 Mitchell Jr., Steven, WR, Southern California, 2018-20
 21 Moats, Ryan, RB, Louisiana Tech, 2008-09
 54/90 Mohamed, Mike, ILB, California, 2013-15
 28 ^Molden, Antwaun, CB, Eastern Kentucky, 2008-10
 57 Monk, Quincy, LB, North Carolina, 2004
 57 ^Montgomery, Sam, DE, LSU, 2013
 33 Moore Jr., A.J., S, Mississippi, 2018-21
 15 Moore, Chris, WR, Cincinnati, 2021
 43 Moore, Corey, S, Georgia, 2015-17
 26 Moore, Rahim, FS, UCLA, 2015
 22 Moreland, Jimmy, CB, James Madison, 2021
 34 ^Morency, Vernand, RB, Oklahoma State, 2005-06
 11 Morgan, Donovan, WR, La.-Lafayette, 2005
 77 Morris, Darius, G, Temple, 2011
 26 Morris, Darryl, CB, Texas State, 2014-15
 79 Morrissey, Jimmy, C, Pittsburgh, 2021
 84 Moses, JJ, WR, Iowa State, 2003-04
 84 Moulds, Eric, WR, Mississippi State, 2006
 12 ^Mumphery, Keith, WR, Michigan State, 2015-16
 83 Murphy, Frank, WR, Kansas St., 2002
 81 Murphy, Matt, TE, Maryland, 2003-05
 23 Murray, Eric, S, Minnesota, 2020-21
 55 Myers, Chris, C, Miami, 2008-14

N

57/72 Nading, Jesse, DE, Colorado St., 2008-12
 16 Nall, Craig, QB, Northwestern St. (La.), 2008
 32 Nelson Jr., Robert, CB, Arizona State, 2016
 64 Newell, Mike, C, Colorado St., 2002
 72/75 ^Newton, Derek, T, Arkansas St., 2011-16
 56 Nickerson, Hardy, LB, Illinois, 2021
 92 ^Nix III, Louis, NT, Notre Dame, 2014-15
 53 Nolon, David, LB, BYU, 2010
 75 Nkansah, Elijah, T, Toledo, 2019
 33 ^Nolan, Troy, FS, Arizona State, 2009-12
 44 Norris, Moran, FB, Kansas, 2002-05
 8 Novak, Nick, K, Maryland, 2015-16

O

27 Ogbonnaya, Chris, RB, Texas, 2011
 99 Ogunleye, Adewale, DE, Indiana, 2010
 97 ^Okam, Frank, DT, Texas, 2008-10
 91 ^Okoye, Amobi, DT, Louisville, 2007-10
 94 ^Omenihu, Charles, DE, Texas, 2019-21
 42 Oporum, Toben, RB, Kansas, 2013
 95 Orchard, Nate, DE, Utah, 2020
 7 Orlovsky, Dan, QB, Connecticut, 2009-10
 53 Orr, Shantee, LB, Michigan, 2003-07

ALL-TIME ALPHABETIC ROSTER



O (cont.)

- 17 Osweller, Brock, QB, Arizona State, 2016
- 79 Overhauser, Chad, G, UCLA, 2002
- 36 Owens, Jonathan, S, Missouri Western State, 2019-21
- 57 ^Ozougwu, Cheta, OLB, Rice, 2011

P

- 97 ^Pagan, Jeffrey, DE, Alabama, 2014-15
- 38 Parson, Mark, CB, Ohio, 2009
- 82 Paulsen, Logan, TE, UCLA, 2019
- 24 Paymah, Karl, CB, Washington State, 2010
- 91 Payne, Seth, DT, Cornell, 2002-06
- 71 Pearson, Mike, T, Florida, 2006
- 98 ^Peek, Antwan, LB, Cincinnati, 2003-06
- 52 Peters, Brian, ILB, Northwestern, 2015-18
- 55 Pettway, Kenneth, LB, Grambling St., 2005
- 40/27 Phillips, Scottie, RB, Mississippi, 2020-21
- 94 Pickett, Ryan, NT, Ohio State, 2014
- 57 Pierre-Louis, Kevin, LB, Boston College, 2021
- 48 Pittman, Bryan, LS, Washington, 2003-09
- 42 Pittman, David, CB, Northwestern St. (La.), 2008
- 69 ^Pitts, Chester, G/T, San Diego St., 2002-09
- 35 Pleasant, Eddie, S, Oregon, 2012-17
- 22 Polk, Chris, RB, Washington, 2015
- 51 Polk, DaShon, LB, Arizona, 2004-06
- 31 Pollard, Bernard, SS, Purdue, 2009-10
- 5 Porter, Quinton, QB, Boston College, 2006
- 98 Posey, Jeff, LB, So. Mississippi, 2002
- 11 ^Posey, DeVier, WR, Ohio State, 2012-14
- 95 Powe, Jerrell, NT, Mississippi, 2014
- 74 Powell, Jamal, C, TCU, 2003
- 53 President, Gimel, OLB, Illinois, 2017
- 69 Pressley, DeMario, DT, North Carolina State, 2010
- 45 ^Prosch, Jay, FB, Auburn, 2014-17
- 24 Prossie, C.J., RB, Notre Dame, 2020
- 85 Pruitt, MyCole, TE, Southern Illinois, 2017
- 88 Putzier, Jeb, TE, Boise State, 2006-07

Q

- 77 ^Quessenberry, David, G, San Jose State, 2013-17
- 45 Quessenberry, Paul, FB, Navy, 2021
- 29 ^Quin, Glover, CB/S, New Mexico, 2009-12
- 11 Quinn, Mike, QB, Stephen F. Austin, 2002-03
- 76 Qvale, Brent, G/T, Nebraska, 2020

R

- 4 Rackers, Neil, K, Illinois, 2010-11
- 15/4 ^Ragone, Dave, QB, Louisville, 2003-05
- 68 Randall, Greg, T, Michigan State, 2003
- 75 ^Rankin, Martin, G, Mississippi State, 2018
- 19 Ratley, Damion, WR, Texas A&M, 2020
- 98 ^Reader, D.J., NT, Clemson, 2016-19
- 58 ^Reed, Brooks, OLB, Arizona, 2011-14
- 20 Reed, Ed, FS, Miami, 2013
- 35 Reeves, Jacques, CB, Purdue, 2008-09
- 75 Reid, Jah, T, Central Florida, 2017
- 34 ^Reid, John, CB, Penn State, 2020
- 20 ^Reid, Justin, S, Stanford, 2018-21
- 70 Reyes, Tutan, G, Mississippi, 2009
- 22 Rice, Denzel, CB, Coastal Carolina, 2016
- 27 Richardson, Mattered, CB, Arkansas, 2008
- 68 Riley, Victor, T, Auburn, 2005
- 95 Rivers, Derek, DE, Youngstown State, 2021
- 48 Rivers, Gerald, OLB, Mississippi, 2016
- 84 Rivers, Marcellus, TE, Oklahoma St., 2005
- 19 Roberts, Andre, WR, The Citadel, 2021
- 66/97 Robinson, Deljuan, DT, Mississippi State, 2007-09
- 23 ^Robinson, Dunta, CB, South Carolina, 2004-09
- 21 Roby, Bradley, CB, Ohio State, 2019-20
- 20 Rogers, Justin, CB, Richmond, 2013
- 20 Rolle, Jumal, CB, Catawba, 2014-15
- 18 Rosenfels, Sage, QB, Iowa State, 2006-08
- 30 Routt, Stanford, CB, Houston, 2012
- 42 Russell, Brian, FS, San Diego State, 2009
- 83 Rutledge, Rod, TE, Alabama, 2002
- 97/54 Ruud, Barrett, ILB, Nebraska, 2012
- 59 ^Ryans, DeMeco, LB, Alabama, 2006-11

S

- 66/74 Salaam, Ephraim, T, San Diego State, 2006-10
- 38 Samuels, Jaylen, RB, North Carolina State, 2021
- 21 Sanders, Lewis, CB, Maryland, 2005-06
- 37 Sapp, Cecil, RB, Colorado State, 2008
- 91 Sapp, Ricky, OLB, Clemson, 2013-14
- 3 ^Savage, Tom, QB, Pittsburgh, 2014-17
- 96 Savage-Lewis, Ira, DE, Baylor, 2019

- 57 Scarlett, Brennan, OLB, Stanford, 2016-20
- 74 Scharping, Max, G/T, Northern Illinois, 2019-21
- 65 Schau, Ryan, G, Illinois, 2002
- 8 Schaub, Matt, QB, Virginia, 2007-13



QB Matt Schaub holds the team record for the most passing yards (23,221) and was part of the first AFC South title (2011).

- 29 Scott, Guss, S, Florida, 2006
- 92 Sears, Corey, DE, Mississippi St., 2002-04
- 37 Shabazz, Al-Hajj, West Chester, 2016
- 55 Sharper, Jamie, LB, Virginia, 2002-04
- ^Sharpton, Darryl, LB, Miami (Fla.), 2010-13
- 19 Shepherd, Edell, WR, San Jose State, 2006
- 67 Sheppard, Malcolm, DT, Arkansas, 2010
- 18 Shortz III, Cecil, WR, Mount Union, 2015
- 30/22 Simmons, Jason, CB/S, Arizona St., 2002-07
- 51 Simon, John, OLB, Ohio State, 2014-16
- 70 Skipper, Dan, Arkansas, T, 2019
- 62 Slade, Chad, G, Auburn, 2015-17
- 20 ^Slaton, Steve, RB, West Virginia, 2008-11
- 79 Slechta, Jeremy, DT, Nebraska, 2003
- 16 Slye, Joey, K, Virginia Tech, 2021
- 47 Smelley, Brad, FB, Alabama, 2013
- 94 Smith, Antonio, DE, Oklahoma St., 2009-13, 2016
- 92 Smith, Chris, DE, Arkansas, 2021
- 90 Smith, D.J., OLB, Appalachian State, 2013
- 99 Smith, Robaire, DE, Michigan St., 2004-05
- 71 Smith, Shelley, G, Colorado State, 2010-11
- 24 Smith, Tremont, CB, Central Arkansas, 2021
- Smith, Vyncint, WR, Limestone, 2018
- 74 Smith, Wade, G, Memphis, 2010-13
- 32 Spann, Chad, RB, Northern Illinois, 2013
- 59 Spearman, Argemis, LB, Mississippi, 2003
- 68 Spears, Marcus, T, Northwestern St., 2004
- 77 ^Spencer, Charles, T, Pittsburgh, 2006-07
- 78 Spikes, Cameron, G/T, Texas A&M, 2002
- 40 Stansbury, Ed, FB, UCLA, 2002
- 7 Stanley, Chad, P, Stephen F. Austin, 2002-06
- 29 Starling, Jawanza, FS, USC, 2013
- 17 Starling, Kendrick, WR, San Jose St., 2004
- 70 Steckler, Jordan, T, Northern Illinois, 2021
- 79 Steinmetz, David, T, Purdue, 2019
- 26 Stevens, Matt, FS, Appalachian St., 2002-03
- 68 Stevenson, Dan, G, Notre Dame, 2008
- 91 Still, Devon, DE, Penn State, 2016
- 12 Stills, Kenny, WR, Oklahoma, 2019-20
- 24 Stone, Geno, S, Iowa, 2020
- 42 Stone, Michael, FS, Memphis, 2006
- 53 Strachan, Connor, LB, Boston College, 2021
- 11 ^Strong, Jaelen, WR, Arizona State, 2015-17
- 84 Stross, Trey, WR, Iowa, 2010
- 64 ^Studdard, Kasey, G, Texas, 2007-11
- 71 ^Su'a-Filo, Xavier, G, UCLA, 2014-17
- 48 Supernaw, Phillip, TE, Ouachita Baptist, 2013
- 36 ^Swearinger, D.J., SS, South Carolina, 2013-14
- 2 ^Symons, B.J., QB, Texas Tech, 2004

T

- 52 Tarpinian, Jeff, ILB, Iowa, 2013-14
- 43/44 Tate, Ben, RB, Auburn, 2010-13
- 27 Taylor, Chris, RB, Indiana, 2006-08
- 65 Taylor, Lane, G, Oklahoma State, 2021
- 5 Taylor, Tyrod, QB, Virginia Tech, 2021
- 96 Taylor, Vincent, DT, Oklahoma State, 2021
- 87 Thomas, Demaryius, WR, Georgia Tech, 2018
- 48 Thomas, Joe, LB, South Carolina State, 2021
- 83 ^Thomas, Jordan, TE, Mississippi State, 2018-19
- 28 Thomas, Michael, S, Stanford, 2020
- 77 Thomas, Tarlos, T, Florida St., 2002
- 37 Thomas, Tavierre, CB, Ferris State, 2021

- 44 Thompson, Carlos, OLB, Mississippi, 2015
- 51 Thompson, Chaun, LB, West Texas A&M, 2008-09
- 14 Thompson, Chris, WR, Florida, 2017
- 28 Tillman, Travares, FS, Georgia Tech, 2003
- 82 Toliver, Terrence, WR, LSU, 2011
- 22 Todman, Jordan, RB, Connecticut, 2017
- 66 Toner, Cole, G, Harvard, 2021
- 14 Townsel, Derrick, WR, Murray State, 2010
- 57 Tuggle, Justin, LB, Kansas State, 2013-15
- 78 Tunsil, Laremy, T, Mississippi, 2019-21
- 1 Turk, Matt, P, Wisconsin-Whitewater, 2007-11
- 34 Tyson, Mike, S, Cincinnati, 2018

V

- 95 Vanderdoes, Eddie, NT, UCLA, 2019-20
- 10 Van Pelt, Bradlee, QB, Colorado St., 2006
- 21 Vaughn, Darrick, CB, S.W. Texas St., 2003
- 84 Veasy, Jordan, WR, California, 2021
- 61 Verdell, Toddrick, LB, Florida State, 2009
- 47 Vickers, Lawrence, FB, Colorado, 2011
- 27 Victorian, Josh, CB, Louisiana Tech, 2013

W

- 71 Wade, Todd, T, Mississippi, 2004-05
- 37 Walker, Darius, RB, Notre Dame, 2007
- 55 Walker, DeMarcus, DE, Florida State, 2021
- 96 Walker, Gary, DE, Auburn, 2002-05
- 40 Walker, John, FS, USC, 2006
- 73 Walker, Josh, G, Middle Tennessee State, 2016
- 41/22 ^Walker, Ramon, SS, Pittsburgh, 2002-05
- 30 Wall, Jamar, CB, Texas Tech, 2010
- 32 ^Wallow, Garret, LB, TCU, 2021
- 85/83 Walter, Kevin, WR, Eastern Michigan, 2006-12
- 74 Walter, Tyson, G, Ohio State, 2005
- 78 ^Wand, Seth, T, N.W. Missouri St., 2003-05
- 32 Ward, Derrick, RB, Ottawa (Kan.), 2010-11
- 81 ^Warring, Kahale, TE, San Diego State, 2019-20
- 85 Washington, Nate, WR, Tiffin, 2015
- 77 Washington, Todd, C/G, Virginia Tech, 2003-05
- 49 Washington Jr., Tony, OLB, Oregon, 2015
- 91 ^Watkins, Carlos, DE, Clemson, 2017-20
- 4 ^Watson, Deshaun, QB, Clemson, 2017-21
- 40 Watson, Josh, LB, Colorado State, 2021
- 99 ^Watt, J.J., DE, Wisconsin, 2011-20
- 61/70 ^Weary, Fred, G, Tennessee, 2002-07
- 92/98 Weaver, Anthony, DE, Notre Dame, 2006-08
- 5 Webb III, Joe, QB, UAB, 2018-19
- 36 Webster, Kayvon, CB, South Florida, 2018
- 5/3 Weeden, Brandon, QB, Oklahoma State, 2015-16; 2018
- 46 Weeks, Jon, LS, Baylor, 2010-21
- 32 ^Wells, Jonathan, RB, Ohio St., 2002-05
- 63 White, Chris, C, Southern Mississippi, 2007-09
- 67 White, Cody, G, Illinois State, 2012-15
- 11 White, DeAndrew, WR, Alabama, 2017
- 19 Whitney, Isaac, WR, USC, 2019
- 72 Wiegert, Zach, T, Nebraska, 2003-06
- 75 Wilfork, Vince, NT, Miami (Fla.), 2015-16
- 73 ^Williams, Brennan, T, North Carolina, 2013
- 86 Williams, Harry, WR, Tuskegee, 2007-08
- 41 Williams, Jimmy, CB, Vanderbilt, 2008
- 23 Williams, Kevin, FS, Oklahoma State, 2002
- 40 Williams, Marcus, CB, North Dakota State, 2017
- 90 ^Williams, Mario, DE, N.C. State, 2006-11
- 42 Williams, Torri, SS, Purdue, 2010
- 54 ^Williams, Trevardo, OLB, Connecticut, 2013
- 82 Williams, Wendall, WR, Cumberland, 2016
- 69 Williams, Xavier, NT, Northern Iowa, 2021
- 59 Wilson, Eric, LB, Cincinnati, 2021
- 26 Wilson, Eugene, FS, Illinois, 2008-10
- 58 Winborn, Jamie, LB, Vanderbilt, 2009
- 73 ^Winston, Eric, T, Miami, 2006-11
- 72 Witzmann, Bryan, T, South Dakota State, 2014-15
- 52 Wong, Kailee, LB, Stanford, 2002-06
- 41 Wood, Cierre, RB, Notre Dame, 2013
- 56 Woodson, Xavier, ILB, Arkansas St., 2019
- 97 Worthen, Shawn, DT, TCU, 2002
- 13 Worthy, Chandler, WR, Troy, 2015
- 43 Wright, Kenny, CB, Northwestern State, 2002-04
- 25 Wynn, Dexter, CB, Colorado State, 2006-07

Y

- 13/6 ^Yates, T.J., QB, North Carolina, 2011-13, 2015, 2017
- 73 Yeatman, Will, T, Maryland, 2014
- 74 Young, Ryan, T, Kansas State, 2002

Z

- 92 Zgonina, Jeff, DT, Purdue, 2007-09

ALL-TIME NUMERIC ROSTER



1 Johnson Jr., Lonnie, CB, Kentucky, 2019-21 (Johnson Jr. also wore #32)
Turk, Matt, P, Wisconsin Whitewater, 2007-11
Clemens, Kellen, QB, Oregon, 2011

2 Dorsett II, Phillip, WR, Miami, 2021
Ingram II, Mark, RB, Alabama, 2021
McCarron, AJ, QB, Alabama, 2019-20
Daniels, B.J., QB, South Florida, 2015
Hartmann, Brett, P, Central Michigan, 2011
Symons, B.J., QB, Texas Tech, 2004

3 Miller, Anthony, WR, Memphis, 2021
McCown, Josh, QB Sam Houston State, 2020
McCough, Alex, QB, Florida International, 2019
Weeden, Brandon, QB, Oklahoma State, 2018 (Weeden also wore #5)
Savage, Tom, QB, Pittsburgh, 2014-16
Brown, Kris, K, Nebraska, 2002-09



K Kris Brown played in 128 games from 2002-09 and scored a franchise-record 767 career points - nearly double the next closest Texan.

4 Watson, Deshaun, QB, Clemson, 2017-21
Bullock, Randy, K, Texas A&M, 2012-15
Rackers, Neil, K, Illinois, 2010-11
Ragone, Dave, QB, Louisville, 2003-04 (Ragone also wore # 15)

5 Taylor, Tyrod, QB, Virginia Tech, 2021
Webb III, Joe, QB, UAB, 2018-19
Weeden, Brandon, QB, Oklahoma State, 2015-16 (Weeden also wore #3)
Jones, Donnie, P, LSU, 2012
Grossman, Rex, QB, Florida, 2009
Porter, Quinton, QB, Boston College, 2006

6 Driskel, Jeff, QB, Louisiana Tech, 2021
Yates, T.J., QB, North Carolina, 2015 (Yates also wore #13)
Lewis, Thad, QB, Duke, 2014

7 Fairbairn, Ka'imi, K, UCLA, 2016-21
Hoyer, Brian, QB, Michigan State, 2015
Keenum, Case, QB, Houston, 2013-14
Garcia, Jeff, QB, San Jose State, 2011
Orlovsky, Dan, QB, Connecticut, 2009-10
Boyd, Shane, QB, Kentucky, 2007
Stanley, Chad, P, Stephen F. Austin, 2002-06

8 Brooks, Terrence, S, Florida State, 2021
Daniel, Trevor, P, Tennessee, 2018-19
Heinicke, Taylor, QB, Old Dominion, 2017
Johnson, Josh, QB, San Diego, 2017 (Johnson also wore #5)
Novak, Nick, K, Maryland, 2015-16
Schaub, Matt, QB, Virginia, 2007-13
Carr, David, QB, Fresno St., 2002-06

9 Jordan, Brevin, TE, Miami (Fla.), 2021
Anger, Bryan, P, California, 2019-20
Lechler, Shane, P, Texas A&M, 2013-17
Leinart, Matt, QB, USC, 2010 (Leinart also wore #11)

10 Mills, Davis, QB, Stanford, 2021
Hopkins, DeAndre, WR, Clemson, 2013-19
Van Pelt, Bradlee, QB, Colorado State, 2006

11 Johnston, Cameron, P, Ohio State, 2021
Mitchell Jr., Steven, USC, 2018-20
White, DeAndrew, WR, Alabama, 2017
McGloin, Matt, QB, Penn St., 2017
Strong, Jaelen, WR, Arizona State, 2015-17
Posey, DeVier, WR, Ohio State, 2012-14
Leinart, Matt, QB, USC, 2011 (Leinart also wore #9)
Davis, André, WR, Virginia Tech, 2007-10
Morgan, Donovan, WR, La.-Lafayette, 2005
Quinn, Mike, QB, Stephen F. Austin, 2002-03

12 Collins, Nico, WR, Michigan, 2021
Stills, Kenny, WR, Oklahoma, 2019-20
Ellington, Bruce, WR, South Carolina, 2017
Mumphrey, Keith, WR, Michigan State, 2015-16
Beck, John, QB, BYU, 2012
Jones, Jacoby, WR, Lane College, 2007-11
Banks, Tony, QB, Michigan State, 2002-05

13 Cooks, Brandin, WR, Oregon State, 2020-21
Miller, Braxton, WR, Ohio State, 2016-17
Worthy, Chandler, WR, Troy, 2015
Johnson, Damaris, WR, Tulsa, 2014-15
Yates, T.J., QB, North Carolina, 2011-13 (Yates also wore #6)
Mathis, Jerome, WR, Hampton, 2005-06

14 Davis, Davion, WR, Sam Houston, 2021
Green, T.J., S, Clemson, 2021
Carter, DeAndre, WR, Sacramento State, 2018-20
Thompson, Chris, WR, Florida, 2017
Fitzpatrick, Ryan, QB, Harvard, 2014
Townsel, Derrick, WR, Murray State, 2010
Anderson, David, WR, Colorado State, 2006 (Anderson also wore #17 and #89)

15 Moore, Chris, WR, Cincinnati, 2021
Fuller V, Will, WR, Notre Dame, 2016-20
Mallett, Ryan, QB, Arkansas, 2014-15
Maehl, Jeff, WR, Oregon, 2011
Ragone, Dave, QB, Louisville, 2005 (Ragone also wore #4)

16 Eberle, Dominik, K, Utah State, 2021
Slye, Joey, K, Virginia Tech, 2021
Coutee, Keke, WR, Texas Tech, 2018-20
Gray, Deanté, WR, TCU, 2017
Bonner, Alan, WR, Jacksonville State, 2013-15
Holliday, Trindon, WR, LSU, 2010-12
Nall, Craig, QB, Northwestern State (La.), 2008

17 Camp, Jalen, WR, Georgia Tech, 2021
Hansen, Chad, WR, California, 2020
Smith, Vyncint, WR, Limestone, 2018
Hamilton, Coby, WR, Arkansas, 2017
Osweiler, Brock, QB, Arizona State, 2016
Lemon, Alec, WR, Syracuse, 2013
Graham, Shayne, K, Virginia Tech, 2012
Delhomme, Jake, QB, La.-Lafayette, 2011
Anderson, David, QB, Colorado State, 2011 (Anderson also wore #14 and #89)
Martinez, Glenn, WR, Saginaw Valley St., 2009
Starling, Kendrick, WR, San Jose St., 2004

18 Conley, Chris, WR, Georgia, 2021
Cobb, Randall, WR, Kentucky, 2020
Jones, Andy, WR, Jacksonville, 2017
Shorts III, Cecil, WR, Mount Union, 2015
Jean, Lestar, WR, Florida Atlantic, 2011-13
Rosenfels, Sage, QB, Iowa State, 2006-08
Jones, Dwaune, WR, Richmond, 2002

19 Roberts, Andre, WR, The Citadel, 2021
Ratley, Damion, WR, Texas A&M, 2020
Whitney, Isaac, WR, USC, 2019
Dickerson, Dorin, WR, Pittsburgh, 2010
Shepherd, Edell, WR, San Jose St., 2006
Adams, Charlie, WR, Hofstra, 2006

20 Reid, Justin, S, Stanford, 2018-21
Burley, Marcus, CB, Delaware, 2017
Jones, Don, S, Arkansas State, 2016
Rolle, Jumal, CB, Catawba, 2014-15
Rogers, Justin, CB, Richmond, 2013

Reed, Ed, FS, Miami, 2013
Carmichael, Roc, CB, Virginia Tech, 2012 (Carmichael also wore #36)
Slaton, Steve, RB, West Virginia, 2008-11
McCleon, Dexter, CB, Clemson, 2006
Lord, Jammal, FS, Nebraska, 2004-05
Freeman, Robert, CB, Clark Atlanta, 2003
Allen, James, RB, Oklahoma, 2002

21 Roby, Bradley, CB, Ohio State, 2019-20
Gilchrist, Marcus, S, Clemson, 2017
Bouye, A.J., CB, Central Florida, 2016 (Bouye also wore #34)
Morris, Darryl, CB, Texas State, 2015 (Morris also wore #26)
Lewis, Kendrick, S, Mississippi, 2014
McCain, Brice, CB, Utah, 2010-13 (McCain also wore #41)
Moats, Ryan, RB, Louisiana Tech, 2008-09
Fletcher, Jamar, CB, Wisconsin, 2007
Sanders, Lewis, CB, Maryland, 2005-06
Vaughn, Darrick, CB, S.W. Texas St., 2003

22 Moreland, Jimmy, CB, James Madison, 2021
Hilliard, Dontrell, RB, Tulane, 2020
Conley, Gareon, CB, Ohio State, 2019-20
Colvin, Aaron, CB, Oklahoma, 2018-19
Todman, Jordan, RB, Connecticut, 2017
Rice, Denzel, CB, Coastal Carolina, 2016
Polk, Chris, RB, Washington, 2015
Brown, Ronnie, RB, Auburn, 2014
Ball, Alan, CB, Illinois, 2012
McManis, Sherrick, CB, Northwestern, 2010-11
Brown, Chris, RB, Colorado, 2008-09
Simmons, Jason, S, Arizona St., 2007 (Simmons also wore #30)
Alexander, Roc, CB, Washington, 2006
Walker, Ramon, SS, Pittsburgh, 2005 (Walker also wore #41)
Burns, Curry, SS, Louisville, 2003

23 Murray, Eric, S, Minnesota, 2020-21
Hyde, Carlos, RB, Ohio State, 2019
Bademosi, Johnson, CB, Stanford, 2018
Drummond, Kurtis, S, Michigan State, 2016-17 (Drummond also wore #40)
Foster, Arian, RB, Tennessee, 2010-15 (Foster also wore #27 and 37)
Robinson, Dunta, CB, South Carolina, 2004-09
Williams, Kevin, FS, Oklahoma State, 2002

24 Smith, Tremon, CB, Central Arkansas, 2021
Stone, Geno, S, Iowa, 2020
Prosisce, C.J., RB, Notre Dame, 2020
Joseph, Johnathan, CB, South Carolina, 2011-19



After being signed as a free agent in 2011, CB Johnathan Joseph set a franchise record for the most career passes defended (118).

Paymah, Karl, CB, Washington State, 2010
Brown, C.C., SS, La.-Lafayette, 2005-08
Brown, Eric, SS, Mississippi St., 2002-04

25 King II, Desmond, CB, Iowa, 2021
Johnson, Duke, RB, Miami (Fla.), 2019-20
Jackson, Kareem, CB/S, Alabama, 2010-18
Ferguson, Nick, SS, Georgia Tech, 2008-09
Wynn, Dexter, CB, Colorado State, 2006-07
Johnson, Derrick, CB, Washington, 2006
Garrett, Kevin, CB, SMU, 2006
Hollings, Tony, RB, Georgia Tech, 2003-05

ALL-TIME NUMERIC ROSTER



- 26 Freeman, Royce, RB, Oregon, 2021
Hargreaves III, Vernon, CB, Florida, 2020-21 (Hargreaves III also wore #28)
Miller, Lamar, RB, Miami (Fla.), 2016-19
Moore, Rahim, FS, UCLA, 2015
Morris, Darryl, CB, Texas State, 2014 (Morris also wore #21)
Harris, Brandon, CB, Miami, 2011-13
Wilson, Eugene, FS, Illinois, 2008-10
Earl, Glenn, SS, Notre Dame, 2004-06
Stevens, Matt, FS, Appalachian State, 2002-03
- 27 Phillips, Scottie, RB, Mississippi, 2020-21 (Phillips also wore #40)
Adams, Mike, S, Delaware, 2019
Foreman, D'Onta, RB, Texas, 2017-18
Demps, Quintin, S, UTEP, 2011-12, 2015-16 (Demps also wore #38 and #32)
Victorian, Josh, CB, Louisiana Tech, 2013
Ogbonnaya, Chris, RB, Texas, 2011
Henry, Chris, RB, Arizona, 2009
Foster, Arian, RB, Tennessee, 2009 (Foster also wore #23 and #37)
Richardson, Matteredal, CB, Arkansas, 2008
Taylor, Chris, RB, Indiana, 2006
Anderson, Jason, RB, South Dakota, 2004-05
McCree, Marlon, FS, Kentucky, 2003 (McCree also wore #29)
- 28 Burkhead, Rex, RB, Nebraska, 2021
Thomas, Michael, S, Stanford, 2020
Hargreaves III, Vernon, CB, Florida, 2019 (Hargreaves III also wore #26)
Boddy-Calhoun, Brieann, CB, Minnesota, 2019
Crawford, Xavier, CB, Central Michigan, 2019
Blue, Alfred, RB, LSU, 2014-18
Johnson, Dennis, RB, Arkansas, 2013
Forsett, Justin, RB, California, 2012
Molden, Antwaun, CB, 2008-10
Boulware, Michael, S, Florida State, 2007
McKenzie, Chris, CB, Arizona St., 2005-06
Tillman, Travares, FS, Georgia Tech, 2003
Dennis, Pat, CB, La.-Monroe, 2002
- 29 Gaines, Phillip, CB, Rice, 2019-20
Hal, Andre, S, Vanderbilt, 2014-18
Starling, Jawanza, FS, USC, 2013
Quin, Glover, CB/SS, New Mexico, 2009-12
Horton, Jason, CB, North Carolina, 2007
Scott, Guss, FS, Florida, 2006
McCree, Marlon, FS, Kentucky, 2004 (McCree also wore #27)
- 30 Lindsay, Phillip, RB, Colorado, 2021
Armstrong, Cornell, CB, Southern Mississippi, 2019-20
Johnson, Kevin, CB, Wake Forest, 2015-18
Routt, Stanford, CB, Houston, 2012
Allen, Jason, CB, Tennessee, 2010-11
Wall, Jamar, CB, Texas Tech, 2010
Green, Ahman, RB, Nebraska, 2007-08
Simmons, Jason, CB/S, Arizona St., 2002-06 (Simmons also wore #22)
- 31 Johnson, David, RB, Northern Iowa, 2020-21
Jamerson, Natrell, S, Wisconsin, 2018
Decoud, Treston, CB/S, Oregon State, 2017
James, Charles, CB, Charleston Southern, 2015-16
Keo, Shiloh, FS, Idaho, 2011-14
Pollard, Bernard, SS, 2009-10
Harrison, Brandon, FS, 2008
Buchanon, Phillip, CB, Miami (Fla.), 2005-06
Glenn, Aaron, CB, Texas A&M, 2002-04
- 32 Wallow, Garret, LB, TCU, 2021
Johnson Jr., Lonnie, CB, Kentucky, 2019-21 (Johnson Jr. also wore #1)
Mathieu, Tyrann, S, LSU, 2018
Nelson Jr., Robert, CB, Arizona State, 2016
Demps, Quintin, S, UTEP, 2015 (Demps also wore #27 and #38)
Spann, Chad, RB, Northern Illinois, 2013
Ward, Derrick, RB, Ottawa (Kan.), 2010-11
Bennett, Fred, CB, South Carolina, 2007-09
Wells, Jonathan, RB, Ohio St., 2002-05

- 33 Moore Jr., A.J., S, Mississippi, 2018-21
Banks, Johnthan, CB, Mississippi State, 2017
Hunt, Akeem, RB, Purdue, 2015-16
Jones, Greg, FB, Florida State, 2013
Nolan, Troy, FS, Arizona State, 2010-12 (Nolan also wore #36)
Echemandu, Adimchinobi, RB, California, 2007
Lundy, Wali, RB, Virginia, 2006
Bell, Jason, CB, UCLA, 2002-05
- 34 Reid, John, CB, Penn State, 2020
Jones, Taiwan, RB, Eastern Washington, 2019
Tyson, Mike, S, Cincinnati, 2018
Ervin, Tyler, RB, San Jose State, 2016-18
Bouye, A.J., CB, Central Florida, 2013-15 (Bouye also wore #21)
Barber, Dominique, FS, Minnesota, 2008-11
Hutchins, Von, CB/FS, Mississippi, 2007
Morency, Vernand, RB, Oklahoma St., 2005-06
Mack, Stacey, RB, Temple, 2003
Hebert, Kyries, FS, La.-Lafayette, 2002
- 35 Arnold, Grayland, SS, Baylor, 2021
Crossen, Keion, CB, Western Carolina, 2019-20
Pleasant, Eddie, S, Oregon, 2013-17
Reeves, Jacques, CB, Purdue, 2008-09
Gado, Samkon, RB Liberty, 2006
Evans, Leomont, SS, Clemson, 2002
- 36 Owens, Jonathan, S, Missouri Western State, 2019-21
Webster, Kayvon, CB, South Florida, 2018
Cromartie, Marcus, S, Wisconsin, 2017
Dillon, K.J., S, West Virginia, 2016
Swearinger, D.J., S, South Carolina, 2013-14
Carmichael, Roc, CB, Virginia Tech, 2011 (Carmichael also wore #20)
Nolan, Troy, S, Arizona State, 2009 (Nolan also wore #33)
Dayne, Ron, RB, Wisconsin, 2006-07
Carter, Chris, FS, Texas, 2002
- 37 Thomas, Tavierre, CB, Ferris State, 2021
Addae, Jahleel, S, Central Michigan, 2019
Hendy, A.J., S, Maryland, 2018
Shabazz, Al-Hajj, CB, West Chester, 2016
Aubrey, Josh, S, Stephen F. Austin, 2014
Graham, Ray, RB, Pittsburgh, 2013
Foster, Arian, RB, Tennessee, 2009 (Foster also wore #23 and #27)
Sapp, Cecil, RB, Colorado State, 2008
Walker, Darius, RB, Notre Dame, 2007
Davis, Domanick, RB, LSU, 2003-06 (also known as Domanick Williams)
- 38 Samuels, Jaylen, RB, North Carolina State, 2021
Howell, Buddy, RB, Florida Atlantic, 2018-20
Ellington, Andre, RB, Clemson, 2017
Manning, Danieal, S, Abilene Christian, 2011-14
Demps, Quintin, S, UTEP, 2010 (Demps also wore #27 and #32)
Parson, Mark, CB, Ohio, 2009
Faggins, DeMarcus, CB, Kansas St., 2002-08
- 39 Mitchell, Terrance, CB, Oregon, 2021
Fields II, Mark, CB, Clemson, 2020
Gipson Sr., Tashaun, S, Wyoming, 2019
Burton, Deante, S, Kansas State, 2018
Campbell, Ibraheim, S, Northwestern, 2017
Ballentine, Lonnie, S, Memphis, 2014-16
Karim, Deji, RB, Southern Illinois, 2013
- 40 Watson, Josh, DE, Colorado State, 2021
Phillips, Scottie, RB, Mississippi, 2020-21 (Phillips also wore #27)
Williams, Marcus, CB, North Dakota State, 2017
Drummond, Kurtis, S, Michigan State, 2015 (Drummond also wore #23)
Clutts, Tyler, FB, Fresno State, 2012
Busing, John, FS, Miami (OH), 2009
Cox, Curome, S, Maryland, 2007
Walker, John, FS, USC, 2006
Stansbury, Ed, FB, UCLA, 2002

- 41 Cunningham, Zach, ILB, Vanderbilt, 2017-21
Grimes, Jonathan, RB, William & Mary, 2013-16 (Grimes also wore #43)
Wood, Cierre, RB, Notre Dame, 2013
McCain, Brice, CB, Utah, 2009 (McCain also wore #21)
Williams, Jimmy, CB, Vanderbilt, 2008
Walker, Ramon, SS, Pittsburgh, 2002-04 (Walker also wore # 22)
- 42 Landrum, Chris, OLB, Jacksonville St., 2019
Opurum, Toben, FB, Kansas, 2013
Williams, Torri, SS, Purdue, 2010
Russell, Brian, FS, San Diego State, 2009
Pittman, David, CB, Northwestern State (La.), 2008
Stone, Michael, FS, Memphis, 2006
Coleman, Marcus, FS, Texas Tech, 2002-05
- 43 Hewitt, Neville, LB, Marshall, 2021
Chesley, Anthony, CB, Coastal Carolina, 2020
Moore, Corey, S, Georgia, 2015-17
Mack, Elbert, CB, Troy, 2013-14
Grimes, Jonathan, RB, William & Mary, 2012 (Grimes also wore #41)
Tate, Ben, RB, Auburn, 2010 (Tate also wore #44)
Cook, Jameel, FB, Illinois, 2006-07
Wright, Kenny, CB, Northwestern St., 2002-04
- 44 Gillaspia, Cullen, FB, Texas A&M, 2019-20
Jenkins, Jelani, ILB, Florida, 2017
Thompson, Carlos, OLB, Mississippi, 2015
Tate, Ben, RB, Auburn, 2011-13 (Tate also wore #43)
Leach, Vonta, FB, East Carolina, 2006-10
Norris, Moran, FB, Kansas, 2002-05
- 45 Quessenberry, Paul, FB, Navy, 2021
Prosch, Jay, FB, Auburn, 2014-17
Fox, Keyaron, LB, Georgia Tech, 2012
Griffith, Justin, FB, Mississippi State, 2010
Comella, Greg, FB, Stanford, 2003



LS Jon Weeks, a 2016 Pro Bowl selection, is the only player in franchise history to wear No. 46 and holds the record for the most games played in Texans history (193).

- 46 Weeks, Jon, LS, Baylor, 2010-21
- 47 Smelley, Brad, FB, Alabama, 2013
Vickers, Lawrence, FB, Colorado, 2011
Demps, Will, FS, San Diego State, 2007-08
Abbate, Jon, LB, Wake Forest, 2007
Baxter, Jarrod, FB, New Mexico, 2002-04
- 48 Thomas, Joe, LB, South Carolina State, 2021
Hall, Nate, ILB, Northwestern, 2020
Rivers, Gerald, OLB, Mississippi, 2016
Brown, Kourtnei, OLB, Clemson, 2015
Supernaw, Phillip, TE, Ouachita Baptist, 2013
Pittman, Bryan, LS, Washington, 2003-09
- 49 Keyes, Josh, ILB, Boston College, 2018
Washington, Tony, OLB, Oregon, 2015-16

ALL-TIME NUMERIC ROSTER



- 50** Jenkins, Jordan, DE, Georgia, 2021
Adams, Tyrell, ILB, West Georgia, 2018-20
Heeney, Ben, ILB, Kansas, 2017
Dent, Akeem, ILB, Georgia, 2014-16
Braman, Bryan, OLB, West Texas A&M, 2011-13
Bing, Darnell, LB, USC, 2010
Anderson, Charlie, LB, Mississippi, 2004-07
Clemons, Charlie, LB, Georgia, 2003
- 51** Grugier-Hill, Kamu, LB, Eastern Illinois, 2021
Cole, Dylan, ILB, Missouri State, 2017-20
Simon, John, OLB, Ohio State, 2014-16
Sharpton, Darryl, LB, Miami (Fla.), 2010-13
Thompson, Chaun, LB, West Texas A&M, 2008-09
Barber, Shawn, LB, Richmond, 2007
Polk, DaShon, LB, Arizona, 2004-06
McClain, Jimmy, LB, Troy, 2002-03
- 52** Greenard, Jonathan, OLB, Florida, 2020-21
Mingo, Barkevious, OLB, LSU, 2019
Peters, Brian, ILB, Northwestern, 2015-18
Tarpinian, Jeff, ILB, Iowa, 2013-15
Gooden, Tavares, LB, Miami (Fla.), 2013
Dobbins, Tim, ILB, Iowa State, 2011-13
Adibi, Xavier, LB, Virginia Tech, 2008-10
Wong, Kailee, LB, Stanford, 2002-06
- 53** Strachan, Connor, LB, Boston College, 2021
Ejiofor, Duke, OLB, Wake Forest, 2018-20
President, Gimel, OLB, Illinois, 2017
Bullough, Max, ILB, Michigan State, 2014-16
Mays, Joe, ILB, North Dakota State, 2013
James, Bradie, LB, LSU, 2012
Keglar, Stanford, LB, Purdue, 2010
Nixon, David, LB, BYU, 2010
Campbell, Khary, LB, Bowling Green, 2009
Coley, Kevis, LB, Southern Mississippi, 2008
Kershaw, William, LB, Maryland, 2007
Orr, Shantee, LB, Michigan, 2003-06
- 54** Martin, Jacob, OLB, Temple, 2019-21
Lewis, LaTroy, OLB, Tennessee, 2017
Mohamed, Mike, ILB, California, 2013-15
(Mohamed also wore #90)
Jefferson, Willie, OLB, Stephen F. Austin, 2013
Williams, Trevardo, OLB, Connecticut, 2013
Ruud, Barrett, ILB, Nebraska, 2012
(Ruud also wore #97)
Alexander, Mister, ILB, Florida State, 2011-12
Diles, Zac, LB, Kansas State, 2007-10
(Diles also wore #91)
Evans, Troy, LB, Cincinnati, 2002-06
- 55** Walker, DeMarcus, DE, Florida State, 2021
McKinney, Benardrick, ILB, Mississippi State, 2016-20
Myers, Chris, C, Miami (Fla.), 2008-14
Clark, Danny, LB, Illinois, 2007
Hodgdon, Drew, C, Arizona State, 2006-07
(Hodgdon also wore #63 and #57)
Pettway, Kenneth, LB, Grambling St., 2005
Sharper, Jamie, LB, Virginia, 2002-04
- 56** Nickerson, Hardy, LB, Illinois, 2021
Emanuel, Kyle, ILB, North Dakota State, 2020
Woodson, Xavier, ILB, Arkansas State, 2019
Cushing, Brian, ILB, USC, 2009-17
Greenwood, Morlon, LB, Syracuse, 2005-08
Foreman, Jay, LB, Nebraska, 2002-04
- 57** Pierre-Louis, Kevin, LB, Boston College, 2021
Scarlett, Brennan, OLB, Stanford, 2016-20
Tuggle, Justin, LB, Kansas State, 2013-15
(Tuggle also wore #95)
Montgomery, Sam, OLB, LSU, 2013
Nading, Jesse, DE, Colorado State, 2011-12
(Nading also wore #72)
Ozougwu, Cheta, ILB, Rice, 2011
Bentley, Kevin, LB, Northwestern, 2008-10
Hodgdon, Drew, C, Arizona St., 2007
(Hodgdon also wore #63 and #55)
Monk, Quincy, LB, North Carolina, 2004
Bell, Marcus, LB, Arizona, 2004
- 58** Kirksey, Christian, LB, Iowa, 2021
Kalambayi, Peter, OLB, Stanford, 2018-20
Houston, Lamarr, OLB, Texas, 2017
- Cliett, Reshard, ILB, South Florida, 2015
Reed, Brooks, OLB, Arizona, 2011-14
Greenhouse, Isaiah, LB, Northwestern State, 2010
Winborn, Jamie, LB, Vanderbilt, 2009
Flanagan, Mike, C, UCLA, 2006-07
Foley, Steve, LB, N.E. Louisiana, 2003
(Foley also wore # 93)
Lamar, Jason, LB, Toledo, 2002
- 59** Wilson, Eric, LB, Cincinnati, 2021
Mercilus, Whitney, OLB, Illinois, 2012-21
Ryans, DeMeco, LB, Alabama, 2006-11
Chamberlin, Frank, LB, Boston College, 2005
Acholonu, D.D., LB, Washington State, 2004
Carroll, Travis, LB, Florida, 2003
Spearman, Armegis, LB, Mississippi, 2003
Mitchell, Keith, LB, Texas A&M, 2002
- 60** Eldrenkamp, Jake, G, Washington, 2021
Jones, Ben, C, Georgia, 2012-15
Cochran, Earl, DE, Alabama State, 2006
(Cochran also wore #96)
Keathley, Michael, G, TCU, 2003
Dawson, Curry, T, Angelo State, 2003
- 61** Cannon, Marcus, T, TCU, 2021
Fuller, Kyle, C/G, Baylor, 2017
Austin, Thomas, C/G, Clemson, 2011
Verdell, Toddrick, LB, Florida State, 2009
Weary, Fred, G, Tennessee, 2002-03
(Weary also wore #70)
- 62** Benzschawel, Beau, C/G, Wisconsin, 2020
Slade, Chad, G/T, Auburn, 2015-17
Kupper, Alex, G, Louisville, 2013
Caldwell, Antoine, C, Alabama, 2009-12
Jackson, Scott, T, Brigham Young, 2006-08
Lorenti, Chris, C, Central Florida, 2002-03
- 63** Johnson, Roderick, T, Florida State, 2018-20
Lamm, Kendall, T, Appalachian St., 2015-17
(Lamm also wore #74)
White, Chris, C, Southern Mississippi, 2008-09
Hodgdon, Drew, C, Arizona St., 2005
(Hodgdon also wore #55 and #57)
- 64** McCray, Justin, G, Central Florida, 2021
Kelemete, Senio, G, Washington, 2018-20
Johnson, Dorian, G, Pittsburgh, 2017
Studdard, Kasey, G, Texas, 2007-11
Lynch, Ben, C, California, 2003
Newell, Mike, C, Colorado St., 2002
- 65** Taylor, Lane, G, Oklahoma State, 2021
Mancz, Greg, C/G, Toledo, 2015-20
Brisiel, Mike, G, Colorado State, 2007-11
Evans, Brandon, G, Houston, 2004
Schau, Ryan, G, Illinois, 2002
- 66** Toner, Cole, G, Harvard, 2021
Martin, Nick, C, Notre Dame, 2016-20
Gardner, Andrew, T, Georgia Tech, 2011-13
Salaam, Ephraim, T, San Diego State, 2010
(Salaam also wore #74)
Robinson, Deljuan, DT, Mississippi St, 2007-09
(Robinson also wore #97)
Dorsey, Char-ron, T, Florida St., 2002
- 67** Heck, Charlie, T, North Carolina, 2020-21
White, Cody, G, Illinois State, 2012-15
Sheppard, Malcolm, DT, Arkansas, 2010
Barry, Kevin, T, Arizona, 2007
Brown, Milford, G, Florida St., 2002-05
- 68** Britt, Justin, C, Missouri, 2021
Giacomini, Breno, T, Louisville, 2017
Bergstrom, Tony, C, Utah, 2016
Witzmann, Bryan, T, South Dakota State, 2015
(Witzmann also wore #72)
Harris, Ryan, T, Notre Dame, 2012-13
Stevenson, Dan, G, Notre Dame, 2008
Bedell, Brad, T, Colorado, 2006
Riley, Victor, T, Auburn, 2005
Spears, Marcus, T, Northwestern State, 2004
Randall, Greg, T, Michigan State, 2003
- 69** Williams, Xavier, NT, Northern Iowa, 2021
Pressley, DeMario, DT, North Carolina St, 2010
Pitts, Chester, G/T, San Diego State, 2002-09
- 70** Steckler, Jordan, T, Northern Illinois, 2021
Skipper, Dan, T, Arkansas, 2019
Davenport, Julián, T, Bucknell, 2017-18
Adams, Jeff, T, Columbia, 2014-16
Reyes, Tutan, G, Mississippi, 2009
Weary, Fred, G, Tennessee, 2004-08
(Weary also wore # 61)
Graham, DeMingo, G, Hofstra, 2002
- 71** Howard, Tytus, G/T, Alabama St., 2019-21
Su'a-Filo, Xavier, G, UCLA, 2014-17
Smith, Shelley, G, Colorado State, 2010-11
Black, Jordan, T, Notre Dame, 2007
Pearson, Mike, T, Florida, 2006
Wade, Todd, T, Mississippi, 2004-05
Boselli, Tony, T, USC, 2002
- 72** Christian Sr., Geron, T, Louisville, 2021
Newton, Derek, T, Arkansas State, 2015-16
(Newton also wore #75)
Witzmann, Bryan, T, South Dakota State, 2014
(Witzmann also wore #68)
Hunter, David, DE, Houston, 2012
Nading, Jesse, DE, Colorado State, 2008-10
(Nading also wore #57)
Wiegert, Zach, G/T, Nebraska, 2003-06
Hall, Barry, T, Mid. Tennessee St., 2002
- 73** Fulton, Zach, G, Tennessee, 2018-20
Walker, Josh, G, Middle Tennessee State, 2016
Yeatman, Will, T, Maryland, 2014
Williams, Brennan, T, North Carolina, 2013
Winston, Eric, T, Miami (Fla.), 2006-11
Jones, Garrick, T, Arkansas St., 2003-04
- 74** Scharping, Max, G/T, Northern Illinois, 2019-21
Lamm, Kendall, T, Appalachian State, 2018
(Lamm also wore #63)
Clark, Chris, T, Southern Miss, 2015-17
(Clark also wore #77)
Adams, Aaron, T, Eastern Kentucky, 2015
Clabo, Tyson, T, Wake Forest, 2014
Smith, Wade, G, Memphis, 2010-13
Salaam, Ephraim, T, San Diego State, 2006-09
(Salaam also wore #66)
Walter, Tyson, G, Ohio State, 2005
Young, Ryan, T, Kansas State, 2002
- 75** Carter, Ron'Dell, LB, James Madison, 2021
Nkansah, Elijah, T, Toledo, 2019
Rankin, Martinas, G, Mississippi St., 2018
Reid, Jah, T, Central Florida, 2017
Wilfork, Vince, NT, Miami (Fla.), 2015-16
Newton, Derek, T, Arkansas State, 2011-14
(Newton also wore #72)
Frye, Brandon, T, Virginia Tech, 2007
Dalton, Lionel, DT, Eastern Michigan, 2006
Johnson, Travis, DT, Florida St., 2005
(Johnson also wore # 99)
Herndon, Jimmy, T, Houston, 2002-03
- 76** Qvale, Brent, G/T, Nebraska, 2020
Henderson, Seantrel, T, Miami, 2018-19
Brown, Duane, T, Virginia Tech, 2008-17
McKinney, Steve, C, Texas A&M, 2002-07
- 77** Froholdt, Hjalte, G, Arkansas, 2020
Clark, Chris, T, Southern Mississippi, 2019
(Clark also wore #74)
Quessenberry, David, G/T, San Jose State, 2013-17
Morris, Darius, G, Temple, 2011
Denney, Ryan, DE, BYU, 2010
Green, Jarvis, DE, LSU, 2010
Spencer, Charles, T, Pittsburgh, 2006-07
Washington, Todd, G/C, Virginia Tech, 2003-05
Thomas, Tarlos, T, Florida State, 2002
- 78** Tunsil, Laremy, T, Mississippi, 2019-21
Aboushi, Oday, G, Virginia, 2015-16
Butler, Rashad, T, Miami (Fla.), 2008-11
Killings, Cedric, DT, Carson-Newman, 2006-07
Wand, Seth, T, N.W. Missouri St., 2003-05
Spikes, Cameron, G/T, Texas A&M, 2002



- 79** Morrissey, Jimmy, C, Pittsburgh, 2021
Steinmetz, David, T, Purdue, 2019
Allen, Jeff, G, Illinois, 2016-17
Brooks, Brandon, G, Miami (Oh.), 2012-15
Bulman, Tim, DT, Boston College, 2006
(Bulman also wore #93)
Slechta, Jeremy, DT, Nebraska, 2003
Overhauser, Chad, G, UCLA, 2002



WR Andre Johnson topped 1,100 receiving yards in seven of his 12 seasons with the Texans.

- 80** Johnson, Andre, WR, Miami (Fla.), 2003-14
McDermott, Sean, TE/LS, Kansas, 2002
- 81** Warring, Kahale, TE, San Diego State, 2019-20
Baylis, Evan, TE, Oregon, 2017
Denham, Anthony, TE, Utah, 2014-15
Daniels, Owen, TE, Wisconsin, 2006-13
Murphy, Matt, TE, Maryland, 2003-05
Harris, Atnaf, WR, CS-Northridge, 2002
Gideon, Sherrod, WR, Southern Mississippi, 2002
- 82** Coulter, Isaiah, WR, Rhode Island, 2020
Paulsen, Logan, TE, UCLA, 2019
Williams, Wendall, WR, Cumberland, 2016
Martin, Keshawn, WR, Michigan State, 2012-15
Mason, Derrick, WR, Michigan State, 2011
Toliver, Terrence, WR, LSU, 2011
Harris, Clark, LS, Rutgers, 2008
Miller, Billy, TE, USC, 2002-04
- 83** Auclair, Antony, TE, Laval, 2021
Thomas, Jordan, TE, Mississippi State, 2018-19
Walter, Kevin, WR, Eastern Michigan, 2007-12
(Walter also wore #85)
Joppru, Bennie, TE, Michigan, 2003-06
Murphy, Frank, WR, Kansas St., 2002
Rutledge, Rod, TE, Alabama, 2002
- 84** Veasy, Jordan, WR, California, 2021
Griffin, Ryan, TE, Connecticut, 2013-18
Stross, Trey, WR, Iowa, 2010
Jenkins, Darnell, WR, Miami, 2008
Moulds, Eric, WR, Mississippi St., 2006
Rivers, Marcellus, TE, Oklahoma St., 2005
Moses, JJ, WR, Iowa St., 2003-04
Lewis, Jermaine, WR, Maryland, 2002
- 85** Brown, Pharaoh, TE, Oregon, 2020-21
Pruitt, MyCole, TE, Southern Illinois, 2017
Washington, Nate, WR, Tiffin, 2015
Dreesen, Joel, TE, Colorado State, 2007-11
Walter, Kevin, WR, Eastern Michigan, 2006
(Walter also wore #83)
Bradford, Corey, WR, Jackson St., 2002-05
- 86** Casey, James, TE/FB, Rice, 2009-12
Williams, Harry, WR, Tuskegee, 2008
Lewis, Derrick, WR, San Diego St., 2006
Gaffney, Jabar, WR, Florida, 2002-05
- 87** Fells, Darren, TE, California-Irvine, 2019-20
Thomas, Demaryius, WR, Georgia Tech, 2018
Fiedorowicz, C.J., TE, Iowa, 2014-17
Hill, Anthony, TE, New Mexico St., 2009-10
Bruener, Mark, TE, Washington, 2004-08
Armstrong, Derick, WR, Ark.-Monticello, 2003
(Armstrong also wore # 88)
Dawson, Jajuan, WR, Utah, 2002
Insley, Trevor, WR, Nevada-Reno, 2002

- 88** Akins, Jordan, TE, Central Florida, 2018-21
Malleck, Ryan, TE, Virginia Tech, 2002
Graham, Garrett, TE, Wisconsin, 2010-15
Putzier, Jeb, TE, Boise St., 2006-07
Armstrong, Derick, WR, Ark.-Monticello, 2004-05
(Armstrong also wore #87)
Kent, Rashod, TE, Rutgers, 2003
Black, Avion, WR, Tennessee St., 2002

- 89** Amendola, Danny, WR, Texas Tech, 2021
Adams, Jerrell, TE, South Carolina, 2019
Anderson, Stephen, TE, California, 2016-17
McFarland, Mike, TE, South Florida, 2015
Byrne, Jake, TE, Wisconsin, 2013
Johnson, Bryant, WR, Penn State, 2011
Anderson, David, WR, Colorado State, 2007-10
(Anderson also wore #14 and #17)
Holloway, Jabari, TE, Notre Dame, 2002-03

- 90** Blacklock, Ross, DT, TCU, 2020-21
Clowney, Jadeveon, DE/OLB, South Carolina, 2014-18
Mohamed, Mike, ILB, California, 2013
(Mohamed also wore #54)
Smith, D.J., LB, Appalachian State, 2013
Alexander, Mister, LB, Florida State, 2012
(Alexander also wore #54)



Mario Williams played in 82 games for the Texans and finished his career with 53.0 sacks, which is the third-most in franchise history.

- Williams, Mario, DE, North Carolina State, 2006-11
Davis, Jason, DE, West Virginia, 2005
(Davis also wore #97)
Martin, Terrance, DT, North Carolina State, 2003
Green, Howard, DT, LSU, 2002
- 91** Lopez, Roy, DT, Arizona, 2021
Watkins, Carlos, DE, Clemson, 2017-20
Still, Devon, DE, Penn State, 2016
Diles, Zac, LB, Kansas State, 2014
(Diles also wore #54)
Ankrah, Jason, OLB, Nebraska, 2014-15
Sapp, Ricky, OLB, Clemson, 2013-14
Harris, Ra'Shon, NT, Oregon, 2012
Okoye, Amobi, DT, Louisville, 2007-10
Payne, Seth, DT, Cornell, 2002-06
- 92** Smith, Chris, DE, Arkansas, 2021
Dunn, Brandon, DT, Louisville, 2015-20
Nix III, Louis, NT, Notre Dame, 2014-15
Mitchell, Earl, DT, Arizona, 2010-13
Zgonina, Jeff, DT, Purdue, 2007-09
Weaver, Anthony, DE, Notre Dame, 2006
(Weaver also wore #98)
Sears, Corey, DE, Mississippi St., 2002-04
- 93** Johnson, Jaleel, DT, Iowa, 2021
Liuget, Corey, DT, Illinois, 2020
Heath, Joel, DE, Michigan State, 2016-19
Crick, Jared, DE, Nebraska, 2012-15
Bulman, Tim, DT, Boston College, 2007-11
(Bulman also wore #79)
Babin, Jason, LB, Western Michigan, 2004-06
Foley, Steve, LB, N.E. Louisiana, 2003
(Foley also wore # 58)
Flowers, Erik, LB, Arizona St., 2002

- 94** Harris, Demone, DE, Buffalo, 2021
Omenihu, Charles, DE, Texas, 2019-21
Kamalu, Ufomba, DE, Miami (Fla.), 2017
Smith, Antonio, DE, Oklahoma State, 2009-13, 2016
Pickett, Ryan, NT, Ohio State, 2014
Kalou, N.D., DE, Rice, 2006-07
Ioane, Junior, DT, Arizona State, 2003-05
Hill, Charles, DT, Maryland, 2002

- 95** Rivers, Derek, DE, Youngstown State, 2021
Orchard, Nate, DE, Utah, 2020
Vanderdoes, Eddie, NT, UCLA, 2019-20
Covington, Christian, DE, Rice, 2015-18
Powe, Jerrell, NT, Mississippi, 2014
Tuggle, Justin, LB, Kansas State, 2013
(Tuggle also wore #57)
Cody, Shaun, DT, USC, 2009-12
McClover, Stanley, DE, Auburn, 2008
Maddox, Anthony, DT, Delta St., 2006-07
Deloach, Jerry, DE, California, 2002-05

- 96** Taylor, Vincent, DT, Oklahoma State, 2021
Hall, P.J., DT, Sam Houston State, 2020
Savage-Lewis, Ira, DE, Baylor, 2019
Clements, Chunky, NT, Illinois, 2017
Langford, Kendall, DE, Hampton, 2017
Jamison, Tim, DE, Michigan, 2009-14
(Jamison also wore #99)
Anderson, Mark, DE, Alabama, 2010
Cochran, Earl, DE, Alabama State, 2007-08
(Cochran also wore #60)
Johnson, Thomas, DT, Middle Tennessee State, 2006
Walker, Gary, DE, Auburn, 2002-05

- 97** Collins, Maliek, DT, Nebraska, 2021
Brown, Andrew, DT, Virginia, 2020
Blackson, Angelo, DE, Auburn, 2017-19
Kamalu, Ufomba, DE, Miami (Fla.), 2016
Pagan, Jeoffrey, DE, Alabama, 2014-15
McClain, Terrell, NT, South Florida, 2012-13
Ruud, Barrett, ILB, Nebraska, 2012
(Ruud also wore #54)
Lewis, Damione, DT, Miami, 2010
Okam, Frank, DT, Texas, 2008-10
Malone, Alfred, DE, Troy, 2005-06
Davis, Jason, DE, West Virginia, 2003
(Davis also wore #90)
Worthen, Shawn, DT, TCU, 2002

- 98** Dwumfour, Michael, DT, Rutgers, 2021
Alufohai, Auzoyah, DT, West Georgia, 2020
Reader, D.J., NT, Clemson, 2016-19
Browner, Keith, DE, California, 2014
Barwin, Connor, DE/LB, Cincinnati, 2009-12
Weaver, Anthony, DE, Notre Dame, 2007-08
(Weaver also wore #92)
Peek, Antwan, LB, Cincinnati, 2003-06
Posey, Jeff, LB, So. Mississippi, 2002

- 99** Watt, J.J., DE, Wisconsin, 2011-20
Jamison, Tim, DE, Michigan, 2009-10
(Jamison also wore #96)
Ogunleye, Adewale, DE, Indiana, 2010
Johnson, Travis, DE, Florida State, 2006-08
(Johnson also wore # 75)
Smith, Robaire, DE, Michigan State, 2004-05
Martin, Steve, DT, Missouri, 2003
Blade, Willie, DE, Mississippi State, 2002

ALL-TIME PRACTICE SQUAD ROSTER



A

Acholonu, D.D., LB, 2004*
Adams, Jeff, T, 2016
Adams, Jerell, TE, 2018-19*
Adams, Tyrell, ILB, 2019*
Alexander, Mister, ILB, 2011*
Allen, RaShaun, TE, 2016
Alridge, Anthony, RB, 2009
Alufohai, Auzoyah, DT, 2020*
Anderson, Darius, RB, 2021
Anderson, David, WR, 2006*
Anderson, Jason, RB, 2005*
Ankrah, Jason, OLB, 2014*
Armstrong, Cornell, CB, 2019*
Arnold, Grayland, DB, 2021*
Aromashodu, Devin, WR, 2007
Auclair, Antony, TE, 2021*
Austell, Erik, G, 2017

B

Baker, Antonio, S, 2010
Baker, Edwin, RB, 2013
Barbieri, Howard, OL, 2011
Barton, Karim, G, 2015
Baylis, Evan, TE, 2017
Bazuin, Dan, DE, 2008
Beach, Arliss, RB, 2007-08*
Bellamy, Davin, OLB, 2018, 2020
Benzschawel, Beau, G, 2020*
Billings, Montez, WR, 2010
Bing, Darnell, LB, 2009
Bolton, Curtis, ILB, 2020
Bonner, Alan, WR, 2015
Borders, Breon, CB, 2018
Boren, Zach, FB, 2013
Boswell, Chris, K, 2014
Boyd, Shane, QB, 2007*
Brink, Alex, QB, 2008
Brisiel, Mike, G, 2006-2007*
Brock, Logan, TE, 2012
Broussard, Jamall, WR, 2006
Brown, Keenen, TE, 2019
Brown, Kourtnei, OLB, 2014
Brown, Pharaoh, TE, 2020*
Browner, Keith, DE, 2012-14*
Bullough, Max, ILB, 2014-15*
Bulman, Tim, DT, 2006-2007*
Bundrage, Quenton, WR, 2016
Burns, Curry, S, 2006
Byrne, Jake, TE, 2012

C

Cabral, Cohl, C, 2020
Camp, Jalen, WR, 2021*
Campbell, Ibraheim, S, 2017*
Carmichael, Rashad, CB, 2013
Carter, Shyheim, DB, 2021
Carroll, Travis, LB, 2003*
Castañeda, Eduardo, LB, 2007
Chachere, Andre, CB, 2018
Cheek, Joseph, T, 2016
Chesley, Anthony, CB, 2019-20*
Clements, Chunky, NT, 2017*
Cochran, Earl, DE, 2006*
Coley, Kevis, LB, 2007-08*
Collins, Cameron, LB, 2012*
Collins, McAllister, C, 2002
Conque, Zach, TE, 2017
Cooper, Sam, OL, 2021
Coughman, Edawn, T, 2015
Crummey, Andrew, G, 2009
Cruse, Andy, WR, 2013
Curtis, Kevin, S, 2006

D

Davis, A.J., CB, 2008
Davis, Buster, LB, 2009
Davis, Jace, WR, 2014
Davis, James, RB, 2011
Davis, Jason, DE, 2003-04*, 2006
Dawson, Curry, T, 2003*
Denham, Anthony, TE, 2014*
Dewalt-Ondijo, Jordan, OLB, 2015
DiLauro, Christian, T, 2019
Divens, Lamar, DT, 2012
Dorsett, Phillip, WR, 2021*
Dorsey, Quinn, LB, 2005
Douglas, Cody, G, 2006
Douglas, Robert, FB, 2005-06
Driskel, Jeff, QB, 2021*
Drummond, Kurtis, S, 2015*, 2017*
Dunn, Anthony, LB, 2004
Dunn, Brandon, DE, 2016*
Dupre, Malachi, WR, 2018
Dwumfour, Michael, DL, 2021*
Dysert, Zac, QB, 2015

E

Eberle, Dominik, K, 2021*
Echemandu, Adimchinobi, RB, 2007
Edison, Dominique, WR, 2011
Edwards, Javi, NT, 2019
Egboh, Pannel, DE, 2009
Eldrenkamp, Jake, OL, 2021*

Ellerbee, Emmanuel, ILB, 2020
Eslinger, Greg, C, 2007*
Etta-Tawo, Amba, WR, 2018
Evans, Brandon, G, 2004*
Exford, Austin, S, 2019

F

Faggins, Demarcus, CB, 2003*
Feiler, Matt, T, 2014
Ferentz, James, C, 2014
Ferguson, Josh, RB, 2018
Foster, Arian, RB, 2009*
Freeman, Dalton, C, 2015
Freeman, Marcus, LB, 2009
Freeman, Rober', CB, 2003*
Froholdt, Hjalte, OL, 2021
Frye, Brandon, T, 2007-08*
Fuller, Kyle, C/G, 2018
Fumagalli, Troy, TE, 2020
Futrell, Kendall, DE 2020

G

Gardner, Andrew, T, 2011*
Gibson, Laurence, T, 2016
Gibson, Thaddeus, LB, 2011
Gilchrist, Kennan, ILB, 2017-18
Glasgow, Ryan, DT, 2020
Gordon, Amon, DT, 2010
Graham, Ray, RB, 2013*
Grayson Jr., Cyril, WR, 2018
Green, Carson, OL, 2021*
Green, Howard, DT, 2002
Green, T.J., DB, 2021*
Greenhouse, Isaiah, LB, 2010*
Grimes, Jonathan, RB, 2012*

H

Hall, Barry, T, 2002
Hall, Daeshon, OLB, 2018
Hall, Nate, ILB, 2019-20*
Halterman, Aaron, TE, 2005
Hamilton, Cobi, WR, 2017*
Hamilton, Derrick, WR, 2007
Hansen, Chad, WR, 2019-20*
Hardison, Marcus, NT, 2017
Harris, Atnaf, WR, 2002*
Harris, Clark, TE, 2008*, 2009
Harris, Demone, DL, 2021*
Harris, Dwayne, WR, 2020
Harris, Elliott, DE, 2005
Harris, Ra'Shon, NT, 2011
Hawkins, Jelani, OT, 2002*
Hawkins, Jerald, G/T, 2020

Hazelton, Damon, WR, 2021
Hebert, Kyries, S, 2002*
Heinicke, Taylor, QB, 2017*
Helms, Brett, C, 2009-10
Henry, Chris, RB, 2009*
Henry, Marcus, C/G, 2019
Henry Jr., Willie, DE, 2020
Herrion, Atlas, G, 2006
Hicks, Reese, OT, 2004-2005
Higdon Jr., Karan, RB, 2019
Hilliard, Kenny, RB, 2015-16
Holliday, Trindon, WR, 2011*
Holloway, Jabari, TE, 2002*
Huggins, Albert, DE, 2019
Hunt, Akeem, RB, 2015*-16*
Hunter, David, DE, 2012*
Hunter, Michael, CB, 2018

I

Iwuagwu, Cordel, G, 2020

J

Jackson, Darius, RB, 2021
James, Charles, CB, 2014
James, Kendall, CB, 2014
Jamison, Tim, DE, 2009*-10
Jenkins, Darnell, WR, 2008*-09
Jenkins, Michael, RB, 2002
Johnson, Albert, WR, 2003
Johnson, Chris, S, 2019
Johnson, Delano, OLB, 2012
Johnson, Dorian, G, 2017
Johnson, Roderick, T, 2018*
Jones, Bryce, CB, 2017
Jones, Garrick, T, 2003-05*
Jones, Tevin, WR, 2016

K

Kamalu, Ufomba, DE, 2016*
Keenum, Case, QB, 2012
Kent, Rashod, TE, 2002-03*
Keo, Shiloh, FS, 2011*
Kukwa, Anthony, LS, 2020
Kupper, Alex, G, 2013*-14

*- Players made the active roster that season.

ALL-TIME PRACTICE SQUAD ROSTER



L

Labhart, Travis, WR, 2014
Landrum, Chris, OLB, 2018
LeBlanc, Cre'von, DB, 2021*
Lee, Eric, OLB, 2016
Lengel, Matt, TE, 2018
Lenz, Josh, WR, 2015
Leonard, Rick, T, 2019
Lewis, Derrick, WR, 2006*
Lewis, LaTroy, OLB, 2017*
Liuget, Corey, DT, 2020*
Long, Gabe, DT, 2008
Lord, Jammal, FS, 2004-2005*
Luani, Shalom, S, 2019
Lucien, Devin, WR, 2017

M

Maddox, Anthony, DT 2006*
Maehl, Jeff, WR, 2011*-12
Maher, Brett, K, 2020
Malena, Ben, RB, 2014
Malleck, Ryan, TE, 2017*
Malone, Alfred, DT, 2005*
Mancz, Greg, C/G, 2020*
Martin, Chris, T, 2014
McCarron, Riley, WR, 2017
McCollum, Ryan, OL, 2021
McCoy, Chris, DE, 2010
McGough, Alex, QB, 2019*-20
McKenzie, Chris, CB, 2005*
Means, Loyce, CB, 2013
Means, Steven, OLB, 2015
Meggett, Davin, RB, 2012
Menkin, Nate, G, 2013
Mitchell Jr., Steven, WR, 2018*, 2020*
Mitchell, Brandon, S, 2007*
Moats, Ryan, RB, 2008*
Mohamed, Mike, ILB, 2013*
Mondek, Nick, T, 2012
Moore, Chris, WR, 2021*
Moore, Corey, S, 2015*
Moore, J'Mon, WR, 2020
Moore, Kashif, WR, 2012
Morgan, Donovan, WR, 2005*
Murphy, Kyle, T, 2019
Murphy, Matt, TE, 2004*

N

Nading, Jesse, DE, 2008*-09*, 2011*
Neihuis, Doug, G, 2006
Nelson Jr., Robert, CB, 2015-16*
Nerys, Jason, G, 2005
Nickerson, Hardy, LB, 2021*

Nkansah, Elijah, T, 2019*-20
Nwachukwu, Uzoma, WR, 2013-14

O

Oakley, Anthony, G, 2008
Ogbonnaya, Chris, RB, 2010-11*
Ogunbowale, Dare, RB, 2017
Opurum, Toben, FB, 2014
Orr, Shantee, LB, 2003-04*
Overbay, Nathan, TE, 2013
Overhauser, Chad, C/G, 2002*
Owens, Jonathan, S, 2019-21*

P

Parks, Terrance, S, 2014
Parson, Mark, CB, 2009
Patterson, Manny, CB, 2020
Pemberton, Cole, T, 2010
Pettinato, Dan, DE, 2015-16
Pettway, Kenneth, LB, 2005*
Phillips, Antonio, DB, 2021
Phillips, Scottie, RB, 2020*
Pittman, Bryan, LS, 2003*
Pleasant, Eddie, S, 2012*
Pope, Troymaine, RB, 2017
Porter, Quinton, QB, 2006*
President, Gimel, LB, 2017*
Prosize, C.J., RB, 2020*
Pruitt, MyCole, TE, 2017*

Q

Quessenberry, David, G, 2017*
Quessenberry, Paul, FB, 2021*
Quinn, Mike, QB, 2003*

R

Rashad, Shakeel, ILB, 2016
Ratley, Damion, WR, 2020*
Ray, Wyatt, OLB, 2019
Rice, Denzel, CB, 2016*
Richardson, Daryl, RB, 2015
Richardson, Rico, WR, 2013
Rivers, Derek, DL, 2021*
Rivers, Gerald, OLB, 2015
Roberson, Derrick, CB, 2007-08*
Robinson, Deljuan, DT, 2007*
Robinson, Jevoni, TE, 2017
Rodgers, Jake, T, 2017
Roland, Justin, LB, 2008
Ross, Daniel, DE, 2017
Ross, Richie, WR, 2006
Rue, Josh, FB, 2004

S

Samuels, Jaylen, RB, 2021*
Scott, Artavis, WR, 2020
Seaverns, Justin, LB, 2003
Shakir, Maurquice, G, 2018
Sharpe, David, T, 2018*
Sheppard, Malcolm, DT, 2010*
Sherrod, Dezmond, TE, 2009
Simmons, Mark, WR, 2008
Simmons, Tyler, WR, 2020
Skelton, Steve, TE, 2012
Slade, Chad, G/T, 2016-18*
Slye, Joey, K, 2021*
Smelley, Brad, FB, 2013*
Smith, Antone, RB, 2009
Smith, Chris, DL, 2021*
Smith, Devin, WR, 2020
Smith, Shelley, G, 2010*
Smith, Vyncint, WR, 2019
Spann, Chad, RB, 2013*
Stansbury, Ed, FB, 2002*
Stanzi, Ricky, QB, 2014
Starling, Kendrick, WR, 2004*
Steckler, Jordan, OL, 2021*
Steinmetz, David, T, 2018
Stenavich, Adam, T, 2008-09
Strachan, Connor, LB, 2021*
Suber, Allen, WR, 2004
Supernaw, Phillip, TE, 2012-13*

T

Taylor, Chris, RB, 2006*
Taylor, Lane, OL, 2021*
Terrell, Steven, S, 2013
Terry, D.D., RB, 2008
Thomas, Sloan, WR, 2004
Thomas, Tarlos, T, 2002
Thompson, Chris, WR, 2017*
Thorpe, Craphonso, WR, 2006
Thorton, Josh, CB, 2017
Tomlinson, Eric, TE, 2015-16
Toner, Cole, OL, 2021*
Torrey, Andre, LB, 2005
Townsend, Johnny, P, 2021
Townsel, Derrick, WR, 2010
Treadwell, Joseph, T, 2015
Tyson, Mike, S, 2018*

V

Vanderdoes, Eddie, NT, 2019*
Veasy, Jordan, WR, 2021*
Victorian, Josh, CB, 2013*
Virgin, Dee, CB, 2017

W

Walker, Darius, RB, 2007-08*
Walker, John, S, 2006*
Walker, Josh, G, 2016*
Wallace, Cody, C, 2010
Washington Jr., Tony, OLB, 2015
Washington, Maurice, WR, 2005
Watson, Josh, LB, 2021*
Weah, Jester, WR, 2018
White, Chris, C, 2006
White, Cody, G, 2012*
White, DeAndrew, WR, 2017*
Whitney, Isaac, WR, 2018
Williams, Bobby, WR, 2010
Williams, Brandon, CB, 2020
Williams, Harry, WR, 2006-07*
Williams, Javarri, RB, 2011
Williams, Marcus, CB, 2014
Williams, Paul, WR, 2010
Williams, Torri, SS, 2010*-11
Williams, Wendall, WR, 2016*
Works, Renaldo, RB, 2004
Worthen, Shawn, DT, 2002*
Worthy, Chandler, WR, 2015*
Wright, Keith, DT, 2003
Wynn, Milton, WR, 2002

Y

Young, David, S, 2004

Z

Zabransky, Jared, QB, 2007

*- Players made the active roster that season.

ALL-TIME COACHES



Coach	Position	Season	Coach	Position	Season
Aylward, John	Offensive Assistant	2019-20	Hamilton, Pep	Passing Game Coordinator / Quarterbacks	2021
Baker, Sean	Assistant Special Teams	2021-22		Offensive Coordinator	2022
Barrett, Danny	Running Backs	2018-22	Hammerschmidt, Dan	Offensive Assistant	2012-13
Bayless, Martin	Assistant Defensive Backs	2006-07	Harding, Dele	Defensive Assistant	2022
Bell, Brian	Assistant Strength & Conditioning	2015-17	Hardy, James	Sports Science Coordinator / Assistant Strength & Conditioning	2020
Benton, John	Offensive Line	2006-13	Harris, Chick	Running Backs	2002-13
Berbenich, Tim	Tight Ends	2022	Hayes, Sean	Assistant Strength & Conditioning	2014-15
Bernhardt, Jim	Director of Football Research	2014-17	Herring, Reggie	Linebackers	2002-03, 11-13
Bischoff, Andy	Tight Ends	2021	Hightower, Richard	Administrative Coord., Coaching Special Teams Assistant	2006-07 2008
Bolling, Ben	Defensive Assistant	2021-22	Hixon, Stan	Wide Receivers	2014-15
Bowen, Shane	Defensive Assistant	2016-17	Holland, Johnny	Linebackers	2006-10
Broomfield, Deon	Defensive Assistant	2020	Hoke, Jon	Defensive Backs	2002-08
Brown, Kippy	Wide Receivers	2002-05	Hunter, Hal	Assistant Offensive Line	2022
Bush, Frank	Senior Defensive Assistant Defensive Coordinator	2007-08 2009-10	Izzo, Larry	Special Teams Coordinator	2016-17
Butler, John	Secondary	2014-17	Jackson, Greg	Safeties	2021
Calhoun, Troy	Offensive Coordinator/Quarterbacks	2006	Jackson, Kenyon	Assistant Defensive Line	2022
Campen, James	Offensive Line	2021	Johnson, Andre	Special Advisor to the HC & GM	2019-20
CAPERS, DOM	HEAD COACH	2002-05	Jones, Ian	Assistant Strength & Conditioning	2016-17
Carter, Perry	Defensive Assistant Assistant Defensive Backs	2006-09 2010-13	Joseph, Vance	Defensive Backs	2011-13
Cesaire, Jacques	Defensive Line	2022	Karmelowicz, Bob	Defensive Line Special Assistant to the Head Coach	2006 2007-08
Colman, Doug	Assistant Special Teams Coordinator	2014-17	Kelly, Tim	Offensive Quality Control Offensive Quality Control/Asst. Off. Line Tight Ends	2014-15 2016 2017-18
CRENNEL, ROMEO	Defensive Coordinator Assistant Head Coach/Defense Assistant Head Coach/Defensive Coord. Associate Head Coach INTERIM HEAD COACH	2014-16 2017 2018-19 2020 2020		Offensive Coordinator Offensive Coordinator/Quarterbacks Offensive Coordinator	2019 2020 2021
CULLEY, DAVID	HEAD COACH	2021	King, Bobby	Defensive Assistant Asst. Linebackers Linebackers Inside Linebackers Defensive Line	2011 2012-13 2017 2018-20 2021
Cushing, Brian	Assistant Strength & Conditioning	2019-20	Kirksey, Larry	Wide Receivers	2007-13
Danna, Joe	Safeties	2022	Knapp, Greg	Quarterbacks	2010-11
Dennison, Rick	Offensive Coordinator	2010-13	Kollar, Bill	Asst. Head Coach/Defensive Line Defensive Line	2009-13 2014
Dent, Akeem	Defensive Assistant	2019-20	KUBIAK, GARY	HEAD COACH	2006-13
Devlin, Mike	Offensive Line	2015-20	Kugler, Robert	Assistant Offensive Line / Offensive Assistant	2021
Distor, Joe	Assistant Strength & Conditioning	2019-20	LaFleur, Matt	Offensive Assistant	2008-09
Dorrell, Karl	Quarterbacks	2012-13	Lawing, Will	Defensive Quality Control Offensive Assistant/Offensive Line Tight Ends	2014-16 2017-18 2019-20
Dunn, Paul	Offensive Line	2014	Ligashesky, Bob	Special Teams Assistant Special Teams Coordinator	2013 2014-15
Emini, Ilir	Defensive Assistant Defensive Assistant / Nickels	2021 2022	London, Charles	Running Backs	2014-17
Eubanks, Mike	Assistant Strength & Conditioning Head Strength & Conditioning	2018 2019-20	Lubick, Marc	Offensive Assistant Assistant Wide Receivers	2010-11 2012-13
Fangio, Vic	Defensive Coordinator	2002-05	Lynn, D'Anton	Assistant Secondary Secondary	2018-19 2020
Fisch, Jedd	Defensive Quality Control	2002-03			
Fitzgerald, Craig	Head Strength & Conditioning	2014-17			
Franklin, Jethro	Defensive Line	2007-08			
George, Jason	Assistant Strength & Conditioning	2018-19			
Gibbs, Alex	Assistant Head Coach/Offense	2008-09			
Gibbs, David	Defensive Backs Coach	2009-10			
Godsey, George	Quarterbacks	2014			
	Offensive Coordinator	2015-16			
Grantham, Todd	Defensive Line	2002-04			

***BOLD** indicates head coaches.

ALL-TIME COACHES



Coach	Position	Season	Coach	Position	Season
Marciano, Joe	Special Teams Coordinator	2002-13	Saleh, Robert	Defensive Assistant	2006-08
Marciano, Tony	Offensive Line	2002-03		Assistant Linebackers	2009-10
	Tight Ends	2004-05	Schiotz, Matt	Assistant Strength & Conditioning	2009-13
Marshall, Steve	Assistant Offensive Line	2002-05	Seely, Brad	Special Teams Coordinator	2018-19
	Offensive Line	2005	Shanahan, Kyle	Wide Receivers	2006
Matthews, Bruce	Offensive Assistant	2009-10		Quarterbacks	2007
McDaniel, Mike	Offensive Assistant	2006-08		Offensive Coordinator/Quarterbacks	2008-09
McDaniels, Ben	Assistant Wide Receivers /		Sherman, Mike	Assistant Head Coach/Offense	2006
	Offensive Assistant	2021		Assistant Head Coach/Offensive Coordinator	2007
	Wide Receivers / Pass Game Coordinator	2022	Simien, Tracy	Assistant Defensive Line	2006
McGhee, DeNarius	Offensive Assistant	2020-22	Smith, Allen	Assistant Defensive Line /	
Midget, Anthony	Assistant Secondary	2014-17		Defensive Assistant	2021
	Secondary	2018-19	Smith, Carl	Quarterbacks	2019
Moorer, Pat	Assistant Strength & Conditioning	2020		Offensive Consultant	2020
O'BRIEN, BILL	HEAD COACH	2014-19	Smith, Cedric	Head Strength & Conditioning	2010-13
	HEAD COACH & GENERAL MANAGER	2020	SMITH, LOVIE	Associate Head Coach /	
O'Hara, Pat	Offensive Assistant	2015-16		Defensive Coordinator	2021
	Offensive Assistant/Quarterbacks	2017		HEAD COACH	2022
O'Donnell, Matt	Defensive Quality Control	2018	Smith, Miles	Linebackers	2021-22
	Defensive Assistant	2019	Smith, Richard	Defensive Coordinator	2006-08
	Coord. of FB Research/Defensive Assistant	2020	Smith, Tracy	Assistant Special Teams Coordinator	2018-19
Oden, Tony	Assistant Defensive Backs	2004-05		Special Teams Coordinator	2020
Olivadotti, Tom	Linebackers	2004-05	Stewart, Brian	Assistant Defensive Backs	2002-03
			Sutulovich, Eric	Assistant Special Teams	2002-05
Pagano, John	Senior Defensive Asst./Outside Linebackers	2018-19	Vasso, Dino	Cornerbacks	2021-22
Palmer, Chris	Offensive Coordinator	2002-05	Voltaire, Billy J.	Asst. S&C/Performance Therapist	2018-19
Pariani, Brian	Tight Ends	2006-13	Vrabel, Mike	Linebackers	2014-16
Pasqualoni, Paul	Defensive Line	2015		Defensive Coordinator	2017
Pendry, Joe	Offensive Line	2004-05			
	Offensive Coordinator	2005	Warhop, George	Offensive Line	2022
Perry, John	Tight Ends	2014-16	Weaver, Anthony	Defensive Line	2016-19
	Wide Receivers	2017-20		Defensive Coordinator/Defensive Line	2020
PHILLIPS, WADE	Defensive Coordinator	2011-13	Welker, Wes	Offensive/Special Teams Assistant	2017-18
	INTERIM HEAD COACH	2013	White, Ted	Offensive Assistant / Quarterbacks	2022
Picazo, Robbie	Offensive Assistant	2022	Wright, Ray	Assistant Strength & Conditioning	2002-08
Pleasant, Anthony	Assistant Strength & Conditioning	2014		Head Strength & Conditioning	2009
	Defensive Assistant	2015			
Pollack, Frank	Assistant Offensive Line	2008-11	Yates, T.J.	Offensive Assistant	2019
Prince, Robert	Wide Receivers	2021		Assistant Quarterbacks	2020
Rhodes, Ray	Assistant Defensive Backs	2008	Zgonina, Jeff	Assistant Defensive Line	2013
	Senior Defensive Assistant	2009-10			
Richesson, Luke	Senior Director of Sports Performance	2018			
Riley, Dan	Head Strength & Conditioning	2002-08			
Roman, Greg	Tight Ends	2002-03			
	Quarterbacks	2004-05			
Ross, Frank	Special Teams Coordinator	2021-22			
Rumph, Chris	Outside Linebackers	2020			
Ryan, Jim	Offensive Assistant	2011			
	Assistant Offensive Line	2012-13			
Ryan, Sean	Wide Receivers	2016			
	Quarterbacks	2017-18			

***BOLD** indicates head coaches.

TEXANS TRADE HISTORY



Date	Terms
March 4, 2002:	Traded QB Danny Wuerffel to Washington in exchange for DT Jerry Deloach .
March 25, 2002:	Traded a 2002 seventh-round pick (212th overall) to Pittsburgh as compensation for restricted free agent K Kris Brown .
March 28, 2002:	Traded a 2003 conditional pick to St. Louis in exchange for CB Jacoby Shepherd .
April 17, 2002:	Traded RB Charlie Rogers to Buffalo in exchange for LB Jay Foreman .
April 21, 2002:	Traded a 2002 fourth-round pick (116th overall) to Atlanta in exchange for a 2003 third-round pick (88th overall - Dave Ragone).
March 6, 2003:	Traded a 2003 fifth-round pick (154th overall) to New England in exchange for T Greg Randall .
April 26, 2003:	Traded a 2003 second-round pick (36th overall) and fourth-round pick (117th overall) to New England in exchange for a 2003 second-round pick (41st overall - Bennie Joppru) and third-round pick (75th overall - Seth Wand).
April 26, 2003:	Traded a 2003 third-round pick (83rd overall) and seventh-round pick (262nd overall) to Oakland in exchange for a 2004 second-round pick (supplemental - Tony Hollings).
April 27, 2003:	Traded a 2003 fifth-round pick (138th overall) to Indianapolis in exchange for a 2004 fourth-round pick (122nd overall - Glenn Earl).
March 19, 2004:	Traded QB Drew Henson to Dallas in exchange for a 2005 third-round pick (73rd overall - Vernand Morency).
April 24, 2004:	Traded a 2004 second-round pick (40th overall), third-round pick (71st overall), fourth-round pick (103rd overall) and fifth-round pick (138th overall) to Tennessee in exchange for a 2004 first-round pick (27th overall - Jason Babin) and fifth-round pick (159th overall - traded).
April 25, 2004:	Traded a 2004 fifth-round pick (159th overall) to Jacksonville in exchange for a 2004 sixth-round pick (175th overall - Jammal Lord) and seventh-round pick (210th overall - Raheem Orr).
April 20, 2005:	Traded a 2005 second-round pick (47th overall) and third-round pick (78th overall) to Oakland in exchange for CB Phillip Buchanon .
April 23, 2005:	Traded a 2005 first-round pick (13th overall) to New Orleans in exchange for a 2005 first-round pick (16th overall - DT Travis Johnson) and a 2006 third-round pick (66th overall - T Eric Winston).
April 6, 2006:	Traded a 2006 fifth-round pick (134th overall) to Buffalo in exchange for WR Eric Moulds .
July 27, 2006:	Traded a 2007 conditional pick to San Francisco in exchange for QB Cody Pickett .
Sept. 13, 2006:	Traded RB Vernand Morency to Green Bay in exchange for RB Samkon Gado .
March 22, 2007:	Traded a 2007 first-round pick (eighth overall), a 2007 second-round pick (39th overall) and a 2008 second-round pick (48th overall) to Atlanta in exchange for QB Matt Schaub and a 2007 first-round pick (10th overall - Amobi Okoye).
April 29, 2007:	Traded a 2007 fourth-round draft pick (107th overall) to New Orleans in exchange for a 2007 fourth-round pick (123rd overall - Fred Bennett) and fifth-round pick (163rd overall - Brandon Frye).
March 17, 2008:	Traded a 2008 sixth-round pick (183rd overall) to Denver in exchange for C Chris Myers .
April 26, 2008:	Traded a 2008 first-round pick (18th overall) to Baltimore in exchange for a 2008 first-round pick (26th overall - T Duane Brown), third-round pick (89th overall - RB Steve Slaton) and sixth-round pick (173rd overall - S Dominique Barber).
Feb. 27, 2009:	Traded QB Sage Rosenfels to Minnesota in exchange for a 2009 fourth-round pick (122nd overall - TE Anthony Hill).
Aug. 31, 2009:	Traded DT Travis Johnson to San Diego in exchange for a 2010 sixth-round pick (197th overall - WR Trindon Holliday).
April 23, 2010:	Traded a 2010 second-round pick (51st overall) to Minnesota in exchange for a 2010 second-round pick (62nd overall - traded) and third-round pick (93rd overall - traded).
April 23, 2010:	Traded a 2010 second-round pick (62nd overall) and fifth-round pick (150th overall) to New England in exchange for a 2010 second-round pick (58th overall - RB Ben Tate).
April 24, 2010:	Traded a 2010 third-round pick (93rd overall) to Kansas City in exchange for a 2010 fourth-round pick (102nd overall - LB Darryl Sharpton) and fifth-round pick (144th overall - CB Sherrick McManis).
April 29, 2011:	Traded a 2011 third-round pick (73rd overall) and fifth-round pick (138th overall) to New England in exchange for a 2011 second-round pick (60th overall - CB Brandon Harris).
April 30, 2011:	Traded a 2011 fourth-round pick (105th overall) and sixth-round pick (178th overall) to Washington in exchange for a 2011 fourth-round pick (127th overall - CB Roc Carmichael) and two fifth-round picks (144th overall - S Shiloh Keo & 152nd overall - QB T.J. Yates).
Oct. 12, 2011:	Traded a 2012 conditional seventh-round pick to the N.Y. Jets in exchange for WR Derrick Mason .
March 20, 2012:	Traded ILB DeMeco Ryans and a 2012 third-round pick (88th overall) to Philadelphia in exchange for a 2012 third-round pick (76th overall - G Brandon Brooks) and a fourth-round pick (99th overall - C Ben Jones).
April 27, 2012:	Traded a 2012 second-round pick (58th overall) and seventh-round pick (233rd overall) to Tampa Bay in exchange for a 2012 third-round pick (68th overall - WR DeVier Posey) and fourth-round pick (126th overall - DE Jared Crick).
Aug. 31, 2012:	Traded CB Sherrick McManis to Chicago in exchange for FB Tyler Clutts .
April 27, 2013:	Traded a 2013 fifth-round pick (160th overall) to St. Louis in exchange for two sixth-round picks (184th overall - traded & 198th overall - NT Chris Jones).
April 27, 2013:	Traded a 2013 sixth-round pick (184th overall) and seventh-round pick (233rd overall) to Oakland in exchange for a 2013 sixth-round pick (176th overall - G David Quessenberry).
Aug. 12, 2013:	Traded WR Jeff Maehl to Philadelphia in exchange for T Nate Menkin .
March 21, 2014:	Traded QB Matt Schaub to Oakland in exchange for a 2014 sixth-round pick (181st overall - RB Alfred Blue).
May 9, 2014:	Traded a 2014 fourth-round pick (101st overall) and fifth-round pick (141st overall) to Philadelphia in exchange for a 2014 third-round pick (83rd overall - NT Louis Nix).
June 19, 2014:	Traded QB T.J. Yates to Atlanta in exchange for ILB Akeem Dent .
Aug. 31, 2014:	Traded a 2016 conditional seventh-round pick (243rd overall) to New England in exchange for QB Ryan Mallett .
March 11, 2015:	Traded QB Ryan Fitzpatrick to the N.Y. Jets in exchange for a 2016 conditional sixth-round pick (195th overall - traded).
March 11, 2015:	Traded QB Case Keenum to St. Louis in exchange for a 2016 conditional seventh-round pick (235th overall - traded).
May 1, 2015:	Traded a 2015 second-round pick (51st overall), fourth-round pick (116th overall) and sixth-round pick (195th overall) to Cleveland in exchange for a 2015 second-round pick (43rd overall - ILB Benardrick McKinney) and seventh-round pick (229th overall - traded).
May 1, 2015:	Traded WR DeVier Posey , a 2015 third-round pick (82nd overall), fifth-round pick (152nd overall) and seventh-round pick (229th overall) to the N.Y. Jets in exchange for a 2015 third-round pick (70th overall - WR Jaelen Strong).
Aug. 31, 2015:	Traded a 2016 seventh-round pick (235th overall) to Denver in exchange for T Chris Clark .
Sept. 2, 2015:	Traded TE Khari Lee to Chicago in exchange for a 2017 sixth-round pick (188th overall - traded).

TEXANS TRADE HISTORY



Sept. 17, 2015:	Traded WR Keshawn Martin and a 2016 sixth-round pick (196th overall) to New England in exchange for a 2016 fifth-round pick (166th overall - NT D.J. Reader).
April 28, 2016:	Traded a 2016 first-round pick (22nd overall) and a 2017 sixth-round pick (209th overall) to Washington in exchange for a 2016 first-round pick (21st overall - WR Will Fuller V).
April 29, 2016:	Traded a 2016 second-round pick (52nd overall) and sixth-round pick (195th overall) to Atlanta in exchange for a 2016 second-round pick (50th overall - C Nick Martin).
March 9, 2017:	Traded QB Brock Osweiler , a 2018 second-round pick (35th overall) and a 2017 sixth-round pick (188th overall) to Cleveland in exchange for a 2017 fourth-round compensatory pick (142nd overall - DE Carlos Watkins).
April 27, 2017:	Traded a 2017 first-round pick (25th overall) and a 2018 first-round pick (fourth overall) to Cleveland in exchange for a 2017 first-round pick (12th overall - QB Deshaun Watson).
Oct. 30, 2017:	Traded T Duane Brown and a 2018 fifth-round pick (141st overall) to Seattle in exchange for a 2018 third-round pick (80th overall - T Martinas Rankin) and a 2019 second-round pick.
Oct. 30, 2018:	Traded a 2019 fourth-round pick (125th overall) and a 2019 seventh-round pick (237th overall) to Denver in exchange for WR Demaryius Thomas and a 2019 seventh-round pick (220th overall).
Aug. 9, 2019:	Traded a conditional 2020 pick (97th overall) to Cleveland in exchange for RB Duke Johnson .
Aug. 31, 2019:	Traded G Martinas Rankin to Kansas City in exchange for RB Carlos Hyde . Traded a 2020 sixth-round pick (204th overall) to New England in exchange for CB Keion Crossen .
Sept. 2, 2019:	Traded DE/OLB Jadeveon Clowney to Seattle in exchange for OLB Jacob Martin , OLB Barkevious Mingo and a 2020 third-round pick (91st overall - traded). Traded CB Johnson Bademosi , T Julián Davenport , a 2020 first-round pick (26th overall), a 2021 first-round pick and a 2021 second-round pick to Miami in exchange for T Laremy Tunsil , WR Kenny Stills , a 2020 fourth-round pick (141st overall - CB John Reid) and a 2021 sixth-round pick.
Oct. 22, 2019:	Traded a 2020 third-round pick (91st overall) to Oakland in exchange for CB Gareon Conley .
March 21, 2020:	Traded WR DeAndre Hopkins and a 2020 fourth-round pick (131st overall) to Arizona in exchange for RB David Johnson , a 2020 second-round pick (40th overall - DT Ross Blacklock) and a 2021 fourth-round pick.
April 10, 2020:	Traded a 2020 second-round pick (57th overall) to the Los Angeles Rams in exchange for WR Brandin Cooks and a 2022 fourth-round pick.
April 25, 2020:	Traded a 2020 fourth-round pick (111th overall) to Miami in exchange for two 2020 fourth-round picks (136th overall and 141st overall). Traded a 2020 fourth-round pick (136th overall) and two 2020 seventh-round picks (248th overall and 250th overall) to the Los Angeles Rams in exchange for a 2020 fourth-round pick (126th overall - T Charlie Heck). Traded a 2020 seventh-round pick (240th overall) to New Orleans for a 2021 sixth-round pick.
Nov. 2, 2020	Traded DT Eli Ankou to Dallas for a 2022 seventh-round pick.
March 22, 2021	Traded a 2021 fourth-round pick (122nd overall) and a 2021 sixth-round pick (187th overall) to New England in exchange for OL Marcus Cannon , a 2021 fifth-round pick (158th overall) and a 2021 sixth-round pick (194th overall). Traded LB Benardrick McKinney to Miami in exchange for DL Shaq Lawson .
March 23, 2021	Traded a 2022 seventh-round pick to New England in exchange for TE Ryan Izzo . Traded a 2021 sixth-round pick (200th overall) to Cincinnati in exchange for QB Ryan Finley and a 2021 seventh-round pick (231st overall).
April 30, 2021	Traded a 2021 fourth-round pick (109th overall), fifth-round pick (158th overall) and a 2022 fourth-round pick to Carolina in exchange for a 2021 third-round pick (89th overall - WR Nico Collins).
May 1, 2021	Traded two 2021 sixth-round picks (203rd and 212nd overall) to Buffalo in exchange for a 2021 fifth-round pick (174th overall). Traded a 2021 fifth-round pick (174th overall) and seventh-round pick (233rd overall) to the Los Angeles Rams in exchange for a 2021 fifth-round pick (170th overall - LB Garret Wallow).
July 26, 2021	Traded a 2022 fifth-round pick to Chicago in exchange for WR Anthony Miller and a 2022 seventh-round pick.
July 29, 2021	Traded WR Randall Cobb to Green Bay in exchange for a 2022 sixth-round pick.
Aug. 16, 2021	Traded DB Keion Crossen to the N.Y. Giants in exchange for a 2023 sixth-round pick.
Aug. 25, 2021	Traded DB John Reid to Seattle in exchange for a conditional 2023 seventh-round pick. Traded a 2022 seventh-round pick to Green Bay in exchange for DB Ka'dar Hollman
Aug. 30, 2021	Traded DL Shaq Lawson to the N.Y. Jets in exchange for a 2022 sixth-round pick.
Sept. 9, 2021	Traded DB Bradley Roby to the New Orleans Saints for a 2022 third-round draft pick and a 2023 conditional sixth-round pick.
Oct. 29, 2021	Traded RB Mark Ingram to the New Orleans Saints for a 2024 seventh-round pick.
Nov. 3, 2021	Traded DL Charles Omenihu to the San Francisco 49ers for a 2023 sixth-round draft pick.
March 18, 2022	Acquired LB Blake Cashman via a trade with the New York Jets for a 2023 sixth-round draft.
March 19, 2022	Traded QB Deshaun Watson and a 2024 sixth-round pick to the Cleveland Browns for a 2022 first-round pick, 2023 first-round pick, 2024 first-round pick, 2023 third-round pick, 2022 fourth-round pick and 2024 fourth-round pick.
April 25, 2022	Acquired a 2022 fifth-round pick (170th overall) from the New England Patriots for a 2022 sixth-round pick (183rd) and 2022 seventh-round pick (245th). The Texans drafted TE Teagan Quitoriano with the 170th overall pick.
April 28, 2022:	Traded first-round pick (13th overall) to the Philadelphia Eagles for a first-round pick (15th overall), fourth round (124th overall) and two fifth round picks (162nd and 166th overall). The Texans selected OL Kenyon Green with the 15th overall pick and traded the 124th, 162nd and 166th picks.
April 29, 2022:	Traded a third-round (68th overall) and two fourth-round picks (108th and 124th overall) to the Cleveland Browns for a second-round (44th overall) pick. The Texans selected WR John Metchie III with the 44th overall pick. Traded third-round (80th overall) and fifth-round (162nd overall) picks to the Denver Broncos for a third-round pick (75th overall). The Texans selected LB Christian Harris with the 75th overall pick.
April 30, 2022:	Traded fifth-round (166th overall) and sixth-round (207th overall) picks to the Chicago Bears for a fifth-round pick (150th overall). The Texans selected DL Thomas Booker with the 150th overall pick.

TEXANS FREE AGENCY HISTORY



2002

Players Signed (17):

March 6: C/G Steve McKinney, Indianapolis
 March 7: LB Kailee Wong, Minnesota
 March 10: WR Corey Bradford, Green Bay
 March 15: RB James Allen, Chicago; LB Greg Jones, Chicago
 March 25: K Kris Brown, Pittsburgh (restricted)
 March 26: WR Tony Simmons, Indianapolis
 April 3: T Jimmy Herndon, Chicago
 April 5: SS Chris Carter, Cincinnati
 April 8: QB Kent Graham, Washington; CB Jason Simmons, Pittsburgh
 April 9: G DeMingo Graham, San Diego; TE Kaseem Sinceno, Chicago
 April 10: TE Rod Rutledge, New England
 April 18: LB Jeff Posey, Jacksonville
 April 25: LB Robert Jones, Washington
 May 9: LB Allen Aldridge, Detroit

Players Lost (0):

None

2003

Players Signed (15):

March 1: T/G Zach Wiegert, Jacksonville
 March 4: LB Jay Foreman, Houston
 March 11: DE Corey Sears, Houston; FS Kevin Williams, Houston
 March 17: SS Eric Brown, Houston
 March 18: CB Pat Dennis, Houston (restricted); QB Mike Quinn, Houston
 March 21: CB Jason Simmons, Houston
 March 25: WR JaJuan Dawson, Houston (restricted)
 March 27: T Jimmy Herndon, Houston
 April 2: LB Charlie Clemons, New Orleans; CB Kenny Wright, Houston
 April 4: QB Tony Banks, Houston
 April 9: RB Stacey Mack, Jacksonville
 April 25: G Ryan Schau, Houston

Players Lost (4):

Feb. 28: LB Jeff Posey, Buffalo
 March 5: T Ryan Young, Dallas
 March 14: LB Keith Mitchell, Jacksonville
 March 28: G Cameron Spikes, Arizona

2004

Players Signed (14):

March 3: DE Gary Walker, Houston
 March 4: DT Robaire Smith, Tennessee; T Todd Wade, Miami; G/C Todd Washington, Houston
 March 11: CB Jason Simmons, Houston
 March 16: LB DaShon Polk, Buffalo
 March 22: TE Mark Bruener, Pittsburgh; DE Corey Sears, Houston
 March 23: TE Jabari Holloway, Houston (restricted)
 March 30: FS Pat Dennis, Houston
 April 19: FB Moran Norris, Houston (restricted)
 April 20: CB Darrick Vaughn, Houston (restricted)
 April 22: CB Jason Bell, Houston (restricted)
 April 28: DE Jerry Deloach, Houston (restricted)

Players Lost (5):

March 4: FB Greg Comella, Tampa Bay; LB Steve Foley, San Diego
 March 6: DT Steve Martin, Minnesota
 March 10: QB Mike Quinn, Denver
 April 20: T Greg Randall, San Francisco

2005

Players Signed (20):

March 3: LB Morlon Greenwood, Miami; DT Seth Payne, Houston
 March 5: CB Jason Bell, Houston; FB Moran Norris, Houston
 March 9: CB Lewis Sanders, Cleveland; DE Corey Sears, Houston; CB Jason Simmons, Houston
 March 10: DE Jerry Deloach, Houston
 March 17: QB Tony Banks, Houston; LB Frank Chamberlin, Cincinnati
 March 23: T Garrick Jones, Houston (restricted)
 April 11: WR Corey Bradford, Houston; RB Jonathan Wells, Houston

April 12: LB Troy Evans, Houston (restricted)
 April 15: G Milford Brown, Houston (restricted)
 April 18: KR Reggie Swinton, Detroit
 May 3: LB Zeke Moreno, San Diego
 May 13: T Victor Riley, New Orleans
 May 18: TE Marcellus Rivers, N.Y. Giants
 June 8: WR Kevin Kasper, New England

Players Lost (3):

March 10: FS Marlon McCree, Carolina
 March 31: CB Kenny Wright, Jacksonville
 June 7: T Marcus Spears, Cleveland

2006

Players Signed (25):

March 11: FB Jameel Cook, Tampa Bay
 March 12: QB Sage Rosenfels, Miami; DE Anthony Weaver, Baltimore
 March 14: CB Chris McKenzie, Houston; P Filip Filipovic, Philadelphia
 March 19: WR Kevin Walter, Cincinnati (restricted)
 March 21: TE Jeb Putzier, Denver
 March 23: LB Shantee Orr, Houston; LB Frank Chamberlin, Houston; LB DaShon Polk, Houston; SS Ramon Walker, Houston
 March 24: LB Sam Cowart, Minnesota; C Mike Flanagan, Green Bay; LB Troy Evans, Houston
 March 27: DE N.D. Kalu, Philadelphia
 March 31: G David Loverne, Detroit
 April 4: LB Wali Rainer, Detroit; WR Jake Schifino, New England
 April 10: TE Ben Steele, Green Bay; WR Chris Doering, Pittsburgh; FS Michael Stone, New England
 April 26: T Brad Bedell, Green Bay
 April 27: T Seth Wand, Houston (restricted)
 May 8: RB Antowain Smith, New Orleans; T Ephraim Salaam, Jacksonville

Players Lost (6):

March 13: CB Jason Bell, N.Y. Giants; WR Corey Bradford, Detroit
 March 16: WR Jabar Gaffney, Philadelphia
 March 24: G Tyson Walter, Washington
 May 6: RB Tony Hollings, Chicago
 May 10: TE Marcellus Rivers, Oakland

2007

Players Signed (18):

March 5: RB Ahman Green, Green Bay; DB Roc Alexander, Houston; DE N.D. Kalu, Houston; T Ephraim Salaam, Houston
 March 7: LB Danny Clark, New Orleans
 March 8: P Chad Stanley, Houston
 March 9: T Jordan Black, Kansas City
 March 12: TE Mark Bruener, Houston
 March 15: DT Jeff Zgonina, Miami
 March 21: LB Shawn Barber, Philadelphia
 March 23: RB Ron Dayne, Houston
 March 26: FB Vonta Leach, Houston
 April 3: CB Von Hutchins, Houston
 April 5: CB Jamar Fletcher, Detroit
 April 12: WR André Davis, Buffalo
 April 20: LB Shantee Orr, Houston
 April 23: LB Charlie Anderson, Houston
 April 27: SS Glenn Earl, Houston

Players Lost (5):

March 3: DE Antwan Peek, Cleveland
 March 7: CB Lewis Sanders, Atlanta
 April 6: QB David Carr, Carolina
 April 10: LB Troy Evans, New Orleans
 April 13: SS Michael Stone, N.Y. Giants

2008

Players Signed (21):

March 1: WR André Davis, Houston; CB Jacques Reeves, Dallas
 March 3: LB Kevin Bentley, Seattle
 March 7: SS Glenn Earl, Houston
 March 10: TE Mark Bruener, Houston
 March 14: LB Chaun Thompson, Cleveland

TEXANS FREE AGENCY HISTORY



March 20: RB Chris Brown, Tennessee; S Will Demps, Houston; DT N.D. Kalu, Houston
 March 24: QB Quinn Gray, Jacksonville; P Matt Turk, Houston
 March 27: RB Chris Taylor, Houston; WR Harry Williams, Houston; CB Nick Ferguson, Denver
 April 26: TE Joel Dreessen, Houston
 May 10: G Fred Weary, Houston
 May 19: CB Jimmy Williams, San Francisco; TE Ryan Krause, Green Bay
 May 22: WR Tim Carter, Cleveland; WR Mark Simmons, San Diego
 June 16: DE Roosevelt Colvin, New England

Players Lost (6):

March 1: LB Charlie Anderson, Miami
 March 2: S Von Hutchins, Atlanta
 March 4: TE Jeb Putzier, Seattle
 March 13: LB Danny Clark, N.Y. Giants
 March 20: S Michael Boulware, Minnesota
 April 4: WR/KR Jerome Mathis, Washington

2009

Players Signed (12):

Feb. 27: DE Stanley McClover, Houston; C Chris White, Houston; FS Eugene Wilson, Houston
 March 1: DE Antonio Smith, Arizona; QB Dan Orlovsky, Detroit
 March 4: TE Joel Dreessen, Houston
 March 12: S Nick Ferguson, Houston
 March 13: WR David Anderson, Houston
 March 30: DT Shaun Cody, Detroit
 April 6: LB Cato June, Tampa Bay
 April 7: T Rashad Butler, Houston; LB Buster Davis, Indianapolis

Players Lost (2):

March 4: SS C.C. Brown, N.Y. Giants
 April 2: CB DeMarcus Faggins, Tennessee

2010

Players Signed (18):

Jan. 11: QB John David Booty, Minnesota
 March 8: P Matt Turk, Houston; WR Kevin Walter, Houston
 March 16: G Wade Smith, Kansas City
 March 26: DE Tim Bulman, Houston
 March 31: LB DeMeco Ryans, Houston
 April 2: SS Bernard Pollard, Houston
 April 6: RB Ryan Moats, Houston
 April 7: K Neil Rackers, Arizona
 April 14: T Rashad Butler, Houston; C Chris White, Houston
 April 26: TE Michael Gaines, Cleveland
 April 29: LS Jon Weeks
 May 12: LB Danny Clark, N.Y. Giants
 June 11: TE Owen Daniels, Houston
 June 16: TE Derek Fine, Buffalo
 June 17: FB Justin Griffith, Seattle; WR Bobby Williams, Minnesota

Players Lost (2):

March 5: CB Dunta Robinson, Atlanta
 March 17: QB Rex Grossman, Washington

2011

Players Signed (13):

July 29: G Mike Brisiel, Houston (restricted); DE Tim Bulman, Houston; T Rashad Butler, Houston; RB Arian Foster, Houston; WR Jacoby Jones, Houston; CB Johnathan Joseph, Cincinnati; QB Matt Leinart, Houston; DE Damione Lewis, Houston; FS Danieal Manning, Chicago; G Kasey Studdard, Houston
 August 2: P Brad Maynard, Chicago
 August 3: FB Lawrence Vickers, Cleveland
 August 7: ILB Tim Dobbins, Miami

Players Lost (6):

July 30: LB Zac Diles, St. Louis
 July 31: FB Vonta Leach, Baltimore; P Matt Turk, Jacksonville
 August 4: S Bernard Pollard, Baltimore
 August 5: DE Mark Anderson, New England
 August 24: LB Kevin Bentley, San Diego

2012

Players Signed (10):

March 17: C Chris Myers, Houston
 March 30: P Donnie Jones, St. Louis
 April 5: S Quintin Demps, Houston
 April 13: ILB Tim Dobbins, Houston; ILB Bradie James, Dallas
 May 8: K Shayne Graham, Baltimore
 May 11: QB John Beck, Washington
 June 4: CB Alan Ball, Dallas; RB Justin Forsett, Seattle
 June 14: FB Moran Norris, San Francisco

Players Lost (5):

March 15: OLB Mario Williams, Buffalo
 March 16: G Mike Brisiel, Oakland
 March 19: CB Jason Allen, Cincinnati
 March 23: TE Joel Dreessen, Denver
 April 30: K Neil Rackers, Washington

2013

Players Signed (9):

March 15: T Andrew Gardner, Houston
 March 20: CB Brice McCain, Houston
 March 22: S Ed Reed, Baltimore
 March 23: P Shane Lechler, Oakland
 March 27: FB Greg Jones, Jacksonville
 April 8: T Ryan Harris, Houston
 April 12: ILB Tim Dobbins, Houston
 May 15: C Tyler Horn, Tennessee; RB Deji Karim, Indianapolis

Players Lost (8):

March 12: TE James Casey, Philadelphia
 March 13: S Glover Quin, Detroit
 March 14: OLB Connor Barwin, Philadelphia
 March 15: CB Alan Ball, Jacksonville; RB Justin Forsett, Jacksonville
 March 25: P Donnie Jones, Philadelphia
 April 15: K Shayne Graham, Cleveland
 May 8: T Rashad Butler, Cleveland

2014

Players Signed (7):

March 14: TE Garrett Graham, Houston
 March 18: NT Jerrell Powe, Kansas City
 March 21: QB Ryan Fitzpatrick, Tennessee; S Kendrick Lewis, Kansas City
 March 28: S Chris Clemons, Miami
 April 7: RB Andre Brown, N.Y. Giants
 April 15: DE Ricardo Mathews, Indianapolis

Players Lost (9):

March 12: OLB Bryan Braman, Philadelphia; ILB Joe Mays, Kansas City; NT Terrell McClain, Dallas; NT Earl Mitchell, Miami
 March 14: DE Antonio Smith, Oakland; ILB Darryl Sharpton, Washington
 March 15: RB Ben Tate, Cleveland
 March 31: T Andrew Gardner, Philadelphia
 April 8: WR Lestar Jean, Minnesota

2015

Players Signed (16):

March 9: CB Kareem Jackson, Houston; WR Damaris Johnson, Houston; T Derek Newton, Houston
 March 10: QB Ryan Mallett, Houston; S Eddie Pleasant, Houston; ILB Jeff Tarpinian, Houston
 March 11: QB Brian Hoyer, Cleveland
 March 12: FS Rahim Moore, Denver
 March 16: NT Vince Wilfork, New England
 March 16: WR Cecil Shorts III, Jacksonville
 March 24: ILB Akeem Dent, Houston
 April 1: WR Nate Washington, Tennessee
 April 9: G Cody White, Houston
 April 29: RB Chris Polk, Philadelphia
 May 1: S Stevie Brown, N.Y. Giants
 June 2: NT Brandon Deaderick, New Orleans

Players Lost (2):

March 10: OLB Brooks Reed, Atlanta
 March 27: FS Kendrick Lewis, Baltimore

TEXANS FREE AGENCY HISTORY



2016

Players Signed (16):

March 7: G/T Jeff Adams, Houston; CB Charles James, Houston
 March 8: P Shane Lechler, Houston; S Eddie Pleasant, Houston; K Nick Novak, Houston; T Chris Clark, Houston
 March 10: QB Brock Osweiler, Denver; RB Lamar Miller, Miami; G Jeff Allen, Kansas City; C Tony Bergstrom, Oakland
 March 16: S Antonio Allen, N.Y. Jets
 March 18: RB Jonathan Grimes, Houston
 March 28: CB A.J. Bouye, Houston
 March 29: QB Brandon Weeden, Houston
 April 6: OLB John Simon, Houston
 April 7: S Quintin Demps, Houston

Players Lost (6):

March 3: TE Garrett Graham, Denver; S Rahim Moore, Cleveland
 March 10: C Ben Jones, Tennessee; G Brandon Brooks, Philadelphia
 March 24: WR Nate Washington, New England
 April 19: QB Brian Hoyer, Chicago

2017

Players Signed (5):

March 9: P Shane Lechler, Houston; K Nick Novak, Houston
 March 13: TE Ryan Griffin, Houston
 May 16: T Breno Giacomini, N.Y. Jets
 June 5: ILB Sio Moore, Arizona

Players Lost (5):

March 9: CB A.J. Bouye, Jacksonville; S Quintin Demps, Chicago
 March 10: OLB John Simon, Indianapolis; S Don Jones, San Francisco
 March 17: G Oday Aboushi, Seattle

2018

Players Signed (16):

March 15: CB Aaron Colvin, Jacksonville; C/G Zach Fulton, Kansas City; T Seantrel Henderson, Buffalo; G Senio Kelemete, New Orleans; DE Angelo Blackson, Houston; WR Bruce Ellington, Houston; CB Johnathan Joseph, Houston; ILB Brian Peters, Houston
 March 16: CB Johnson Bademosi, New England
 March 19: S Tyrann Mathieu, Arizona
 March 20: ILB Josh Keyes, Cleveland
 March 26: ILB Ben Heeney, Houston
 March 29: QB Brandon Weeden, Tennessee
 April 5: QB Joe Webb III, Buffalo
 April 16: C/G Greg Mancz, Houston
 April 30: RB Alfred Blue, Houston

Players Lost (5):

March 15: S Marcus Gilchrist, Oakland
 March 19: QB Josh Johnson, Oakland
 March 22: T Breno Giacomini, Oakland
 March 27: G Xavier Su'a-Filo, Tennessee
 April 19: CB Marcus Williams, Arizona

2019

Players Signed (9):

March 11: DE Joel Heath, Houston; WR DeAndre Carter, Houston; Angelo Blackson, Houston
 March 12: S Tashaun Gipson Sr., Jacksonville
 March 13: CB Bradley Roby, Denver
 March 15: CB Brian Boddy-Calhoun, Cleveland
 March 19: TE Darren Fells, Cleveland
 March 20: QB AJ McCarron, Oakland
 March 22: QB Joe Webb III, Houston

Players Lost (5):

March 13: CB/S Kareem Jackson, Denver
 March 14: S Tyrann Mathieu, Kansas City; DE Christian Covington, Dallas
 March 15: T Kendall Lamm, Cleveland
 April 1: RB Alfred Blue, Jacksonville

2020

Players Signed (12):

March 21: ILB Tyrell Adams, Houston; WR Randall Cobb, Dallas; CB Phillip Gaines, Houston; T Roderick Johnson, Houston; QB AJ McCarron, Houston; S Eric Murray, Cleveland; T Brent Qvale, N.Y. Jets; CB Bradley Roby, Houston; S Jaylen Watkins, L.A. Chargers; LS Jon Weeks, Houston
 April 27: LS Anthony Kukwa; S Michael Thomas, N.Y. Giants

Players Lost (5):

March 17: DE/NT D.J. Reader, Cincinnati
 March 18: RB Taiwan Jones, Buffalo
 March 23: OLB Barkevious Mingo, Chicago
 April 29: CB Johnathan Joseph, Tennessee
 May 22: RB Carlos Hyde, Seattle

2021

Players Signed (31):

March 22: OL Justin McCray, Atlanta; WR Donte Moncrief, New England; LB Hardy Nickerson, Minnesota; QB Tyrod Taylor, L.A. Chargers; DL Vincent Taylor, Cleveland; LB Joe Thomas, Dallas
 March 23: DB Terrence Brooks, New England; DL Maliek Collins, Las Vegas; LB Kamu Grugier-Hill, Miami; DL Derek Rivers, L.A. Rams
 March 24: DB Terrance Mitchell, Cleveland; WR Chris Moore, Baltimore; LB Kevin Pierre-Louis, Washington; WR Andre Roberts, Buffalo
 March 29: WR Chris Conley, Jacksonville; DL Jordan Jenkins, N.Y. Jets; LS Jon Weeks, Houston
 March 30: WR Alex Erickson, Cincinnati; DB Desmond King II, Tennessee
 April 8: DL Jaleel Johnson, Minnesota
 April 9: OL Roderick Johnson, Houston
 April 14: TE Antony Auclair, Tampa Bay
 April 16: OL Lane Taylor, Green Bay; DL DeMarcus Walker, Denver
 May 7: LB Neville Hewitt, N.Y. Jets
 May 17: DB Shyheim Carter, Atlanta
 May 20: QB Jeff Driskel, Denver; WR Taywan Taylor, Cleveland
 May 21: OL Geron Christian Sr., Washington
 June 1: RB Rex Burkhead, New England
 August 2: OL Danny Isidora, Pittsburgh

Players Lost (5):

March 18: WR Will Fuller V, Miami
 March 22: DL Carlos Watkins, Dallas; LB Brennan Scarlett, Miami
 March 31: LB Tyrell Adams, Buffalo
 April 30: QB AJ McCarron, Atlanta

TEXANS IN PRIMETIME



The Texans have appeared in 46 primetime games (including Thanksgiving) and have posted a record of 20-26, including an 9-3 record over the last four years.

Year (No.)	Date	Opponent	Network	Result	Attendance
2002 (1)	Sunday, Sept. 8	Dallas	ESPN	W, 19-10	69,604
2004 (1)	Sunday, Nov. 21	Green Bay	ESPN	L, 16-13	70,769
2005 (2)	Sunday, Oct. 16	at Seattle	ESPN	L, 42-10	66,196
	Sunday, Nov. 20	Kansas City	ESPN	L, 45-17	70,481
2007 (1)	Thursday, Dec. 13	Denver	NFL Network	W, 31-13	70,747
2008 (1)	Monday, Dec. 1	Jacksonville	ESPN	W, 30-17	70,809
2009 (1)	Monday, Nov. 23	Tennessee	ESPN	L, 20-17	71,153
2010 (3)	Monday, Nov. 1	at Indianapolis	ESPN	L, 30-17	66,363
	Thursday, Dec. 1	at Philadelphia	NFL Network	L, 34-24	69,144
	Monday, Dec. 13	Baltimore	ESPN	L, 34-28	71,413
2011 (1)	Thursday, Dec. 22	at Indianapolis	NFL Network	L, 19-16	64,159
2012 (5)	Monday, Oct. 8	at N.Y. Jets	ESPN	W, 23-17	79,088
	Sunday, Oct. 14	Green Bay	NBC	L, 42-24	71,702
	Sunday, Nov. 11	Chicago	NBC	W, 13-6	62,410
	Thursday, Nov. 22	at Detroit	CBS	W, 34-31 (OT)	64,827
	Monday, Dec. 10	at New England	ESPN	L, 42-14	69,756
2013 (4)	Monday, Sept. 9	at San Diego	ESPN	W, 31-28	59,522
	Sunday, Oct. 6	at San Francisco	NBC	L, 34-3	69,732
	Sunday, Nov. 3	Indianapolis	NBC	L, 27-24	71,778
	Thursday, Dec. 5	Jacksonville	NFL Network	L, 27-20	60,414
2014 (2)	Thursday, Oct. 9	Indianapolis	NFL Network	L, 33-28	71,787
	Monday, Oct. 20	at Pittsburgh	ESPN	L, 30-23	56,375
2015 (3)	Thursday, Oct. 8	Indianapolis	CBS	L, 27-20	71,732
	Monday, Nov. 16	at Cincinnati	ESPN	W, 10-6	61,381
	Sunday, Dec. 13	New England	NBC	L, 27-6	71,908
2016 (5)	Thursday, Sept. 22	at New England	CBS/NFL Network/Twitter	L, 27-0	66,829
	Sunday, Oct. 16	Indianapolis	NBC	W, 26-23 (OT)	71,891
	Monday, Oct. 24	at Denver	ESPN	L, 27-9	76,865
	Monday, Nov. 21	at Oakland (Mexico City)	ESPN	L, 27-20	76,473
	Saturday, Dec. 24	Cincinnati	NFL Network	W, 12-10	71,836
2017 (4)	Thursday, Sept. 14	at Cincinnati	NFL Network	W, 13-9	52,942
	Sunday, Oct. 8	Kansas City	NBC	L, 42-34	71,835
	Monday, Nov. 27	at Baltimore	ESPN	L, 23-16	70,357
	Monday, Dec. 25	Pittsburgh	NBC/NFLN/Amazon	L, 34-6	71,842
2018 (4)	Sunday, Oct. 7	Dallas	NBC	W, 19-16 (OT)	72,008
	Thursday, Oct. 25	Miami	FOX/NFLN/Amazon	W, 42-23	71,726
	Monday, Nov. 26	Tennessee	ESPN	W, 34-17	71,826
	Saturday, Dec. 15	at N.Y. Jets	NFLN	W, 29-22	77,982
2019 (5)	Monday, Sept. 9	at New Orleans	ESPN	L, 30-28	73,039
	Sunday, Nov. 11	at Jacksonville (London)	FOX/NFL Network	W, 26-3	84,771
	Thursday, Nov. 21	Indianapolis	FOX/NFL Network	W, 20-17	71,727
	Sunday, Dec. 1	New England	NBC	W, 28-22	72,025
	Saturday, Dec. 21	at Tampa Bay	FOX/NFL Network	W, 23-20	49,036
2020 (2)	Thursday, Sept. 10	at Kansas City	NBC	L, 34-20	15,895
	Thursday, Nov. 26	at Detroit	CBS	W, 41-25	0
2021 (1)	Thursday, Sept. 23	vs. Carolina	FOX/NFL Network	L, 24-9	68,320

TEXANS IN OVERTIME



The Texans have gone to overtime 18 times in franchise history and have posted an 8-10 record in those contests. Houston is 5-6 in overtime games at NRG Stadium and 3-4 on the road.

November 23, 2003 at Reliant Stadium

New England 23
Houston 20

Game winner- K Adam Vinatieri's 28-yard FG

October 10, 2004 at Reliant Stadium

Minnesota 34
Houston 28

Game winner- WR Marcus Robinson's 50-yard TD reception

November 27, 2005 at Reliant Stadium

St. Louis 33
Houston 27

Game winner- WR Kevin Curtis' 56-yard TD reception

January 1, 2006 at Monster Park

Houston 17
San Francisco 20

Game winner- K Joe Nedney's 33-yard FG

December 10, 2006 at Reliant Stadium

Tennessee 26
Houston 20

Game winner- QB Vince Young's 39-yard TD run

September 28, 2008 at Jacksonville Municipal Stadium

Houston 27
Jacksonville 30

Game winner- K Josh Scobee's 37-yard FG

September 19, 2010 at FedEx Field

Houston 30
Washington 27

Game winner- K Neil Rackers' 35-yard FG

December 13, 2010 at Reliant Stadium

Baltimore 34
Houston 28

Game winner- CB Josh Wilson's 12-yard INT return for touchdown

November 18, 2012 at Reliant Stadium

Jacksonville 37
Houston 43

Game winner- WR Andre Johnson's 48-yard TD reception

November 22, 2012 at Ford Field

Houston 34
Detroit 31

Game winner- K Shayne Graham's 32-yard FG

September 15, 2013 at Reliant Stadium

Tennessee 24
Houston 30

Game winner- WR DeAndre Hopkins' three-yard TD reception

September 29, 2013 at Reliant Stadium

Houston 20
Seattle 23

Game winner- K Stephen Hauschka's 45-yard FG

October 5, 2014 at AT&T Stadium

Houston 17
Dallas 20

Game winner- K Dan Bailey's 49-yard FG

October 16, 2016 at NRG Stadium

Indianapolis 23
Houston 26

Game winner- K Nick Novak's 33-yard FG

September 30, 2018 at Lucas Oil Stadium

Houston 37
Indianapolis 34

Game winner- K Ka'imi Fairbairn's 37-yard FG

October 7, 2018 at NRG Stadium

Dallas 16
Houston 19

Game winner- K Ka'imi Fairbairn's 36-yard FG

January 4, 2019 at NRG Stadium (Wild Card Round)

Buffalo 19
Houston 22

Game winner- K Ka'imi Fairbairn's 28-yard FG

October 18, 2020 at Nissan Stadium

Houston 36
Tennessee 42

Game winner- RB Derrick Henry 5-yard TD run



Art Rooney Sportsmanship Award Finalist:

2021: WR Brandin Cooks

Associated Press Defensive Player of the Year

2012: DE J.J. Watt

2014: DE J.J. Watt

2015: DE J.J. Watt

Associated Press All-Pro First Team

2005: KR Jerome Mathis

2008: WR Andre Johnson

2009: WR Andre Johnson

2010: RB Arian Foster

FB Vonta Leach

2012: T Duane Brown

DE J.J. Watt

2013: DE J.J. Watt

2014: DE J.J. Watt

2015: DE J.J. Watt

2017: WR DeAndre Hopkins

2018: WR DeAndre Hopkins

DE J.J. Watt

2019: WR DeAndre Hopkins

Associated Press All-Pro Second Team

2007: LB DeMeco Ryans

DE Mario Williams

2011: T Duane Brown

ILB Brian Cushing

RB Arian Foster

CB Johnathan Joseph

2012: WR Andre Johnson

2015: WR DeAndre Hopkins

2016: DE/OLB Jadeveon Clowney

OLB Whitney Mercilus

ILB Benardrick McKinney

2018: DE J.J. Watt

Associated Press Rookie of the Year

2006: LB DeMeco Ryans (Defensive)

2009: LB Brian Cushing (Defensive)

Bert Bell Professional Football Player of the Year / Maxwell Football Club

2014: DE J.J. Watt

NFL Pro Bowl

2003

CB Aaron Glenn (3rd overall selection)

DE Gary Walker (2nd overall selection)

2005

WR Andre Johnson (1st selection)

2006

WR Jerome Mathis (1st selection)

2007

WR Andre Johnson (2nd selection)

2008

LB DeMeco Ryans (1st selection)

2009

WR Andre Johnson (3rd selection)

DE Mario Williams (1st selection)

TE Owen Daniels (1st selection)

2010

LB Brian Cushing (1st selection)

WR Andre Johnson (4th selection)

LB DeMeco Ryans (2nd selection)

QB Matt Schaub (1st selection)

DE Mario Williams (2nd selection)

2011

RB Arian Foster (1st selection)

WR Andre Johnson (5th selection)

FB Vonta Leach (1st selection)

RB Arian Foster (2nd selection)

CB Johnathan Joseph (1st selection)

C Chris Myers (1st selection)

DE Antonio Smith (1st selection)

2012

T Duane Brown (1st selection)

TE Owen Daniels (2nd selection)

RB Arian Foster (3rd selection)

WR Andre Johnson (6th selection)

CB Johnathan Joseph (2nd selection)

C Chris Myers (2nd selection)

QB Matt Schaub (2nd selection)

LG Wade Smith (1st selection)

DE J.J. Watt (1st selection)

2013

T Duane Brown (2nd selection)

WR Andre Johnson (7th selection)

DE J.J. Watt (2nd selection)

2014

RB Arian Foster (4th selection)

DE J.J. Watt (3rd selection)

2015

WR DeAndre Hopkins (1st selection)

DE J.J. Watt (4th selection)

LS Jon Weeks (1st selection)

2016

DE/OLB Jadeveon Clowney (1st selection)

2017

DE/OLB Jadeveon Clowney (2nd selection)

WR DeAndre Hopkins (2nd selection)

2018

DE/OLB Jadeveon Clowney (3rd selection)

WR DeAndre Hopkins (3rd selection)

ILB Benardrick McKinney (1st selection)

RB Lamar Miller (1st selection)

QB Deshaun Watson (1st selection)

DE J.J. Watt (5th selection)

2019

WR DeAndre Hopkins (4th selection)

T Laremy Tunsil (1st selection)

QB Deshaun Watson (2nd selection)

2020

T Laremy Tunsil (2nd selection)

QB Deshaun Watson (3rd selection)

NFL Pro Bowl Most Valuable Player

2010: QB Matt Schaub

2015: DE J.J. Watt (Defensive)

Kansas City 101 AFC Coach of the Year

2011: Gary Kubiak

Kansas City 101 AFC Defensive Player of the Year

2012: DE J.J. Watt

2014: DE J.J. Watt

2015: DE J.J. Watt

2018: DE J.J. Watt

Associated Press NFL Player of the Week

2007: DE Mario Williams (Sept. 9)

K Kris Brown (Oct. 7)

2008: WR Andre Johnson (Oct. 26)

AFC Player of the Month

2002

P Chad Stanley (Special Teams, Sept.)

2003

CB Marcus Coleman (Defense, Sept.)

2008

WR Andre Johnson (Offense, Oct.)

2010

RB Arian Foster (Offense, Sept.)

2011

RB Arian Foster (Offense, Oct.)

OLB Connor Barwin (Defense, Nov.)

2012

DE J.J. Watt (Defense, Sept.)

WR Andre Johnson (Offense, Nov.)

DE J.J. Watt (Defense, Dec.)

2014

DE J.J. Watt (Defense, Sept.)

DE J.J. Watt (Defense, Dec.)

2015

DE J.J. Watt (Defense, Nov.)

OLB Whitney Mercilus (Defense, Dec.)

2016

S Quintin Demps (Defense, Dec.)

2017

QB Deshaun Watson (Offense, Oct.)

2018

DE J.J. Watt (Defense, Sept.)

K Ka'imi Fairbairn (Special Teams, Dec.)

2019

QB Deshaun Watson (Offense, Oct.)

NFL Player of the Month

2007

WR/KR André Davis (Special Teams, Dec.)



AFC Player of the Week

- 2002**
 CB Aaron Glenn (Defense, Dec. 8)
 WR Avion Black (Special Teams, Dec. 15)
- 2003**
 P Chad Stanley (Special Teams, Nov. 2)
- 2004**
 K Kris Brown (Special Teams, Sept. 26)
- 2005**
 WR Jerome Mathis (Special Teams, Oct. 30)
- 2006**
 WR Andre Johnson (Offense, Oct. 1)
 LB DeMeco Ryans (Defense, Dec. 3)
 K Kris Brown (Special Teams, Dec. 24)
- 2007**
 DE Mario Williams (Defense, Sept. 9)
 K Kris Brown (Special Teams, Oct. 7)
 WR André Davis (Special Teams, Dec. 9)
 DE Mario Williams (Defense, Dec. 13)
- 2008**
 WR Jacoby Jones (Special Teams, Oct. 12)
 WR Jacoby Jones (Special Teams, Oct. 26)
 QB Matt Schaub (Offense, Dec. 7)
 RB Steve Slaton (Offense, Dec. 1)
- 2009**
 QB Matt Schaub (Offense, Sept. 20)
 WR Jacoby Jones (Special Teams, Oct. 4)
 LB Brian Cushing (Defense, Oct. 18)
 LB Brian Cushing (Defense, Nov. 1)
- 2010**
 RB Arian Foster (Offense, Sept. 15)
 WR Andre Johnson (Offense, Sept. 22)
 QB Matt Schaub (Offense, Oct. 20)
 CB Glover Quin (Defense, Dec. 1)
- 2011**
 RB Arian Foster (Offense, Oct. 5 & Oct. 26)
- 2012**
 DE J.J. Watt (Defense, Sept. 19)
 QB Matt Schaub (Offense, Nov. 21)
 DE J.J. Watt (Defense, Dec. 19)
- 2014**
 DE J.J. Watt (Defense, Oct. 1)
 DE J.J. Watt (Defense, Nov. 19)
 QB Ryan Fitzpatrick (Offense, Dec. 3)
 K Randy Bullock (Special Teams, Dec. 24)
- 2015**
 WR DeAndre Hopkins (Offense, Week 6)
 DE J.J. Watt (Defense, Week 11)
 DE J.J. Watt (Defense, Week 17)
- 2016**
 OLB Whitney Mercilus (Defense, Week 1)
 WR Will Fuller V (Special Teams, Week 4)
 P Shane Lechler (Special Teams, Week 8)
- 2017**
 QB Deshaun Watson (Offense, Week 4)
 CB Johnathan Joseph (Defense, Week 6)
- 2018**
 DE/OLB Jadeveon Clowney (Defense, Week 4)
 DE J.J. Watt (Defense, Week 12)
 K Ka'imi Fairbairn (Special Teams, Week 15)
- 2019**
 OLB Whitney Mercilus (Defense, Week 2)
 QB Deshaun Watson (Offense, Week 3)
 QB Deshaun Watson (Offense, Week 5)

2019 (cont.)

- QB Deshaun Watson (Offense, Week 13)
 DE Angelo Blackson (Special Teams, Week 15)

2020

- QB Deshaun Watson (Offense, Week 11)

2021

- DB Tremon Smith (Special Teams, Week 15)
 DB Tavierre Thomas (Defense, Week 16)

NFL Rookie of the Week

2003

- WR Andre Johnson (Sept. 28)
 RB Domanick Davis (Oct. 19)
 RB Domanick Davis (Oct. 26)
 RB Domanick Davis (Nov. 2)
 RB Domanick Davis (Nov. 9)
 WR Andre Johnson (Nov. 16)
 RB Domanick Davis (Nov. 30)

2011

- QB T.J. Yates (Dec. 13)

NFL Rookie of the Month

- 2003:** RB Domanick Davis (Oct.)
2006: LB DeMeco Ryans (Dec.)
2007: DT Amobi Okoye (Sept.)
2008: RB Steve Slaton (Dec.)
2009: ILB Brian Cushing (Nov.)
 ILB Brian Cushing (Dec.)
2013: WR DeAndre Hopkins (Sept.)
2017: QB Deshaun Watson (Oct.)

NFL Rookie of the Year

- 2003:** RB Domanick Davis

NFL Coach of the Week

- 2002:** Dom Capers (Sept. 8)
2003: Dom Capers (Sept. 28)

NFL Alumni Player of the Year

- 2005:** KR Jerome Mathis (Kick Returner)
2006: WR Andre Johnson (Wide Receiver)
2007: DE Mario Williams (Defensive Lineman)
2008: WR Andre Johnson (Wide Receiver)
2009: WR Andre Johnson (Wide Receiver)

NFL Players Association

Rookie of the Week

- 2008:** RB Steve Slaton (Oct. 5)

College & Pro Football News Weekly All-Pro

- 2002:** CB Aaron Glenn

ESPN.com All-Pro

- 2003:** P Chad Stanley
2008: WR Andre Johnson

ESPN.com All-Rookie

- 2004:** CB Dunta Robinson

FedEx Air Player of the Week

- 2010:** QB Matt Schaub (Week 2)
2012: QB Matt Schaub (Week 11)
2014: QB Ryan Fitzpatrick (Week 13)
2017: QB Deshaun Watson (Week 4)

FedEx Ground Player of the Week

- 2010:** RB Arian Foster (Week 1)
 RB Arian Foster (Week 17)

GMC Never Say Never Moment of the Week

- 2013:** Week 1, ILB Brian Cushing game-tying INT return at San Diego

Madden Most Valuable Protectors

- 2011:** Week 7 (LT Duane Brown, LG Wade Smith, C Chris Myers, RG Mike Brisiel, RT Eric Winston)
2012: Week 4 (LT Duane Brown, LG Wade Smith, C Chris Myers, RG Antoine Caldwell, RT Derek Newton)
2012: Week 13 (LT Duane Brown, LG Wade Smith, C Chris Myers, RG Ben Jones, RT Ryan Harris)

Football Digest All-Pro

- 2002:** CB Aaron Glenn (2nd team)
2004: WR Andre Johnson (2nd team)

KFFL All-Rookie Team

- 2003:** RB Domanick Davis
 WR Andre Johnson

Mickey Herskowitz Award

- 2004:** QB David Carr
2005: CB Dunta Robinson
2006: DE N.D. Kalu
2007: T Ephraim Salaam
2008: WR Andre Johnson

Pro Football Weekly/PFWA Defensive Most Valuable Player

- 2012:** DE J.J. Watt
2014: DE J.J. Watt
2015: DE J.J. Watt

Pro Football Weekly/PFWA All-NFL

- 2005:** KR Jerome Mathis
2008: WR Andre Johnson
2009: WR Andre Johnson
 ILB Brian Cushing
2011: CB Johnathan Joseph
2012: T Duane Brown
 DE J.J. Watt
2013: DE J.J. Watt
2014: DE J.J. Watt
2015: DE J.J. Watt
 WR DeAndre Hopkins
2016: DE/OLB Jadeveon Clowney
2017: WR DeAndre Hopkins
2018: WR DeAndre Hopkins
 DE J.J. Watt



Pro Football Weekly All-AFC

- 2002:** CB Aaron Glenn
DE Gary Walker
- 2005:** KR Jerome Mathis
- 2008:** WR Andre Johnson
- 2009:** WR Andre Johnson
LB Brian Cushing
- 2011:** T Duane Brown
ILB Brian Cushing
CB Johnathan Joseph
- 2012:** T Duane Brown
DE J.J. Watt
- 2013:** DE J.J. Watt
- 2014:** DE J.J. Watt
- 2015:** DE J.J. Watt
WR DeAndre Hopkins
- 2016:** DE/OLB Jadeveon Clowney
- 2017:** DE/OLB Jadeveon Clowney
WR DeAndre Hopkins
- 2018:** WR DeAndre Hopkins
DE J.J. Watt
- 2019:** WR DeAndre Hopkins

Pro Football Weekly All-Rookie

- 2002:** QB David Carr
- 2003:** RB Domanick Davis
WR Andre Johnson
- 2005:** KR Jerome Mathis
- 2006:** TE Owen Daniels
LB DeMeco Ryans
- 2007:** DT Amobi Okoye
- 2008:** LB Xavier Adibi
- 2009:** ILB Brian Cushing
- 2011:** DE J.J. Watt
- 2013:** WR DeAndre Hopkins
- 2017:** QB Deshaun Watson
- 2019:** T Tytus Howard

Pro Football Weekly Most Improved

- 2010:** RB Arian Foster

Pro Football Weekly Rookie of the Year

- 2004:** CB Dunta Robinson (Defense)
- 2006:** LB DeMeco Ryans (Defense)
- 2009:** ILB Brian Cushing (Defense)

Sports Illustrated All-Pro Team

- 2005:** KR Jerome Mathis
- 2008:** WR Andre Johnson
- 2011:** T Eric Winston

Sports Illustrated Sportsperson of the Year

- 2017:** DE J.J. Watt

SI.com Coordinator of the Year

- 2011:** Wade Phillips, Defensive Coordinator

Sporting News All-Rookie Team

- 2008:** LB Xavier Adibi
- 2009:** ILB Brian Cushing

Sporting News All-Pro

- 2002:** CB Aaron Glenn
- 2005:** KR Jerome Mathis
- 2008:** DE Mario Williams
WR Andre Johnson
- 2009:** WR Andre Johnson
- 2010:** RB Arian Foster
WR Andre Johnson
- 2018:** WR DeAndre Hopkins
DE J.J. Watt

Sporting News Coordinator of the Year

- 2011:** Wade Phillips, Defensive Coordinator

Sporting News Defensive Player of the Year

- 2014:** DE J.J. Watt
- 2015:** DE J.J. Watt

CNN/NI Peter King's Player of the Week

- 2008:** QB Matt Schaub (Offense, Dec. 7)
WR Jacoby Jones (Special Teams, Oct. 26)
WR Andre Johnson (Offense, Dec. 14)

ESPN ESPY'S

- 2011:** RB Arian Foster (Strongest Performance)

Touchdown Club Player of the Year

- 2004:** WR Andre Johnson
- 2005:** RB Domanick Davis
- 2006:** WR Andre Johnson
- 2007:** LB DeMeco Ryans
- 2008:** WR Andre Johnson

USA Today All-Joe Team

- 2002:** DT Seth Payne
- 2003:** T Chester Pitts
DE Corey Sears
- 2004:** G Chester Pitts
P Chad Stanley
- 2005:** RB Jonathan Wells
- 2006:** DE Anthony Weaver
- 2007:** LB Morlon Greenwood
CB Von Hutchins
T Eric Winston
- 2008:** FB Vonta Leach
CB Antwaun Molden
WR Kevin Walter
G Mike Brisiel
- 2009:** S Bernard Pollard
- 2011:** RG Mike Brisiel
OLB Connor Barwin
T Duane Brown
RB Ben Tate
DE J.J. Watt
- 2012:** OLB Bryan Braman
FB James Casey

Walter Payton NFL Man of the Year

- 2017:** DE J.J. Watt

Ed Block Courage Award

- 2002:** CB Jason Bell
- 2003:** CB Aaron Glenn
- 2004:** DT Seth Payne
- 2005:** WR Jabar Gaffney
- 2006:** LB Kailee Wong
- 2007:** DE Anthony Weaver
- 2008:** WR Harry Williams
- 2009:** LB Zac Diles
- 2010:** TE Joel Dreessen
- 2011:** LB DeMeco Ryans
- 2012:** QB Matt Schaub
- 2013:** ILB Brian Cushing
- 2014:** G David Quessenberry
- 2015:** DE/OLB Jadeveon Clowney
- 2016:** T Duane Brown
- 2017:** T Derek Newton
- 2018:** S Andre Hal
- 2019:** S Justin Reid
- 2020:** ILB Dylan Cole
- 2021:** OL Justin Britt

Deacon Jones Award

- 2015:** DE J.J. Watt

TEXANS DRAFT HISTORY



2002

Rd	Pick	Player	College	Pos.
1	1	David Carr	Fresno State	QB
2	33	Jabar Gaffney	Florida	WR
2	50	Chester Pitts	San Diego State	T
3	66	Fred Weary	Tennessee	G
3	83	Charles Hill	Maryland	DT
4	99	Jonathan Wells	Ohio State	RB
5	136	Jarrod Baxter	New Mexico	FB
5	153	Ramon Walker	Pittsburgh	FS
6	173	DeMarcus Faggins	Kansas State	CB
6	190	Howard Green	LSU	DT
7	229	Greg White	Minnesota	LB
7	261	Ahmad Miller	UNLV	DT

Supplemental Draft

6		Milford Brown	Florida State	G
---	--	---------------	---------------	---

2003

Rd	Pick	Player	College	Pos.
1	3	Andre Johnson	Miami	WR
2	41	*Bennie Joppru	Michigan	TE
3	67	Antwan Peek	Cincinnati	LB
3	75	Seth Wand	NW Missouri St.	T
3	88	Dave Ragone	Louisville	QB
4	104	Domanick Davis	LSU	RB
6	192	Drew Henson	Michigan	QB
6	214	Keith Wright	Missouri	DT
7	217	Curry Burns	Louisville	SS
7	233	Chance Pearce	Texas A&M	LS

Supplemental Draft

2		Tony Hollings	Georgia Tech	RB
---	--	---------------	--------------	----

2004

Rd	Pick	Player	College	Pos.
1	10	Dunta Robinson	South Carolina	CB
1	27	Jason Babin	Western Michigan	LB
4	122	Glenn Earl	Notre Dame	SS
6	170	Vontez Duff	Notre Dame	CB
6	175	Jammal Lord	Nebraska	FS
6	200	Charlie Anderson	Mississippi	LB
7	210	Raheem Orr	Rutgers	LB
7	211	Sloan Thomas	Texas	WR
7	248	B.J. Symons	Texas Tech	QB

2005

Rd	Pick	Player	College	Pos.
1	16	Travis Johnson	Florida State	DT
3	73	Vernand Morency	Oklahoma State	RB
4	114	Jerome Mathis	Hampton	WR
5	151	Drew Hodgdon	Arizona State	C
6	188	C.C. Brown	La.-Lafayette	SS
7	227	Kenneth Pettway	Grambling State	LB

2006

Rd	Pick	Player	College	Pos.
1	1	Mario Williams	North Carolina St.	DE
2	33	DeMeco Ryans	Alabama	LB
3	65	Charles Spencer	Pittsburgh	T
3	66	Eric Winston	Miami	T
4	98	Owen Daniels	Wisconsin	TE
6	170	Wali Lundy	Virginia	RB
7	251	David Anderson	Colorado State	WR

2007

Rd	Pick	Player	College	Pos.
1	10	Amobi Okoye	Louisville	DT
3	73	Jacoby Jones	Lane College	WR
4	123	Fred Bennett	South Carolina	CB
5	144	*Brandon Harrison	Stanford	S
5	163	Brandon Frye	Virginia Tech	T
6	183	Kasey Studdard	Texas	G
7	218	Zac Diles	Kansas State	LB

2008

Rd	Pick	Player	College	Pos.
1	26	Duane Brown	Virginia Tech	T
3	79	Antwaun Molden	Eastern Kentucky	CB
3	89	Steve Slaton	West Virginia	RB
4	118	Xavier Adibi	Virginia Tech	LB
5	151	Frank Okam	Texas	DT
6	173	Dominique Barber	Minnesota	S
7	223	Alex Brink	Washington State	QB

2009

Rd	Pick	Player	College	Pos.
1	15	Brian Cushing	USC	LB
2	46	Connor Barwin	Cincinnati	DE
3	77	Antoine Caldwell	Alabama	C
4	112	Glover Quin	New Mexico	CB
4	122	Anthony Hill	North Carolina St.	TE
5	152	James Casey	Rice	TE
6	188	Brice McCain	Utah	CB
7	223	*Troy Nolan	Arizona State	S

2010

Rd	Pick	Player	College	Pos.
1	20	Kareem Jackson	Alabama	CB/S
2	58	*Ben Tate	Auburn	RB
3	81	Earl Mitchell	Arizona	DT
4	102	Darryl Sharpton	Miami	LB
4	118	Garrett Graham	Wisconsin	TE
5	144	Sherrick McManis	Northwestern	CB
6	187	Shelley Smith	Colorado State	G
6	197	*Trindon Holliday	LSU	WR
7	227	Dorin Dickerson	Pittsburgh	WR

2011

Rd	Pick	Player	College	Pos.
1	11	J.J. Watt	Wisconsin	DE
2	42	Brooks Reed	Arizona	OLB
2	60	Brandon Harris	Miami	CB
4	127	Roc Carmichael	Virginia Tech	CB
5	144	Shiloh Keo	Idaho	S
5	152	T.J. Yates	North Carolina	QB
7	214	Derek Newton	Arkansas State	T
7	254	Cheta Ozougwu	Rice	OLB

2012

Rd	Pick	Player	College	Pos.
1	26	Whitney Mercilus	Illinois	OLB
3	68	DeVier Posey	Ohio State	WR
3	76	Brandon Brooks	Miami (Ohio)	G
4	99	Ben Jones	Georgia	C
4	121	Keshawn Martin	Michigan State	WR
4	126	Jared Crick	Nebraska	DE
5	161	*Randy Bullock	Texas A&M	K
6	195	Nick Mondek	Purdue	T

Bold indicates made active roster that season

* Indicates placed on Injured Reserve

NOTE: Some players played positions different than what is listed

TEXANS DRAFT HISTORY



2013

Rd	Pick	Player	College	Pos.
1	27	DeAndre Hopkins	Clemson	WR
2	58	D.J. Swearinger	South Carolina	S
3	89	*Brennan Williams	North Carolina	T
3	95	Sam Montgomery	LSU	OLB
4	124	*Trevardo Williams	Connecticut	OLB
6	176	*David Quessenberry	San Jose State	G
6	195	*Alan Bonner	Jacksonville State	WR
6	198	Chris Jones	Bowling Green	DT
6	201	Ryan Griffin	Connecticut	TE

2014

Rd	Pick	Player	College	Pos.
1	1	*Jadeveon Clowney	South Carolina	DE/OLB
2	33	Xavier Su'a-Filo	UCLA	G
3	65	C.J. Fiedorowicz	Iowa	TE
3	83	*Louis Nix III	Notre Dame	NT
4	135	Tom Savage	Pittsburgh	QB
6	177	Jeffrey Pagan	Alabama	DE
6	181	Alfred Blue	LSU	RB
6	211	Jay Prosch	Auburn	FB
7	216	Andre Hal	Vanderbilt	S
7	256	*Lonnie Ballentine	Memphis	S

2015

Rd	Pick	Player	College	Pos.
1	16	Kevin Johnson	Wake Forest	CB
2	43	Benardrick McKinney	Mississippi State	ILB
3	70	Jaelen Strong	Arizona State	WR
5	175	Keith Mumphery	Michigan State	WR
6	211	*Reshard Cliett	South Florida	LB
6	216	Christian Covington	Rice	DE
7	235	Kenny Hilliard	LSU	RB

2016

Rd	Pick	Player	College	Pos.
1	21	Will Fuller V	Notre Dame	WR
2	50	*Nick Martin	Notre Dame	C
3	85	*Braxton Miller	Ohio State	WR
4	119	Tyler Ervin	San Jose State	RB
5	159	K.J. Dillon	West Virginia	S
5	166	D.J. Reader	Clemson	NT

2017

Rd	Pick	Player	College	Pos.
1	12	*Deshaun Watson	Clemson	QB
2	57	Zach Cunningham	Vanderbilt	ILB
3	89	*D'Onta Foreman	Texas	RB
4	130	Julián Davenport	Bucknell	T
4	142	Carlos Watkins	Clemson	DE
5	169	Treston Decoud	Oregon State	S
7	243	Kyle Fuller	Baylor	C

2018

Rd	Pick	Player	College	Pos.
3	68	Justin Reid	Stanford	S
3	80	Martinas Rankin	Mississippi State	G
3	98	Jordan Akins	Central Florida	TE
4	103	Keke Coutee	Texas Tech	WR
6	177	Duke Ejirofor	Wake Forest	OLB
6	211	Jordan Thomas	Mississippi State	TE
6	214	Peter Kalambayi	Stanford	ILB
7	222	*Jermaine Kelly Jr.	San Jose State	CB

2019

Rd	Pick	Player	College	Pos.
1	23	Tytus Howard	Alabama State	G/T
2	54	Lonnie Johnson Jr.	Kentucky	CB
2	55	Max Scharping	Northern Illinois	G/T
3	86	*Kahale Warring	San Diego State	TE
5	161	Charles Omenihu	Texas	DE
6	195	Xavier Crawford	Central Michigan	CB
7	220	Cullen Gillaspia	Texas A&M	FB

2020

Rd	Pick	Player	College	Pos.
2	40	Ross Blacklock	TCU	DT
3	90	Jonathan Greenard	Florida	OLB
4	126	Charlie Heck	North Carolina	T
4	141	John Reid	Penn State	CB
5	171	*Isaiah Coulter	Rhode Island	WR

2021

Rd	Pick	Player	College	Pos.
3	67	Davis Mills	Stanford	QB
3	89	Nico Collins	Michigan	WR
5	147	Brevin Jordan	Miami (Fla.)	TE
5	170	Garret Wallow	TCU	LB
6	195	Roy Lopez	Arizona	DL

2022

Rd	Pick	Player	College	Pos.
1	3	Derek Stingley Jr.	LSU	DB
1	15	Kenyon Green	Texas A&M	OL
2	37	Jalen Pitre	Baylor	DB
2	44	John Metchie III	Alabama	WR
3	75	Christian Harris	Alabama	LB
4	107	Dameon Pierce	Florida	RB
5	150	Thomas Booker	Stanford	DL
5	170	Teagan Quitoriano	Oregon State	TE
6	205	Austin Deculus	LSU	OL

Bold indicates made active roster that season

* Indicates placed on Injured Reserve

NOTE: Some players played positions different than what is listed

2002 FINAL STATISTICS (4-12)



Date	W/L	Score	Opponent	Attendance
9/8	W	19-10	Dallas	69,604*
9/15	L	3-24	at San Diego	56,098
9/22	L	3-23	Indianapolis	69,204*
9/29	L	17-35	at Philadelphia	64,867*
10/13	L	24-31	Buffalo	70,120*
10/20	L	17-34	at Cleveland	73,248*
10/27	W	21-19	at Jacksonville	53,721
11/3	L	3-38	Cincinnati	69,827*
11/10	L	10-17	at Tennessee	68,804*
11/17	L	21-24	Jacksonville	69,711*
11/24	W	16-14	N.Y. Giants	70,054*
12/1	L	3-19	at Indianapolis	56,820*
12/08	W	24-6	at Pittsburgh	58,551*
12/15	L	19-23	Baltimore	70,108*
12/22	L	10-26	at Washington	70,291
12/29	L	3-13	Tennessee	70,694*

*Sellouts

TEAM STATISTICS	TEXANS	Opponents
TOTAL FIRST DOWNS	208	291
Rushing	59	116
Passing	119	155
Penalty	30	20
3rd Down: Made/Att.	59/229	83/234
3rd Down Pct.	25.8	35.5
4th Down: Made/Att.	5/14	6/12
4th Down Pct.	35.7	50.0
TIME OF POSSESSION	28:06	31:54
TOTAL NET YARDS	3,572	5,230
Avg. Per Game	223.3	326.9
Total Plays	947	1,056
Avg. Per Play	3.8	5.0
NET YARDS RUSHING	1,347	2,089
Avg. Per Game	84.2	130.6
Total Rushes	424	509
Avg. Per Play	3.2	4.1
NET YARDS PASSING	2,225	3,141
Avg. Per Game	139.1	196.3
Sacked/Yards Lost	76/411	35/237
Gross Yards	2,636	3,378
Att./Completions	447/235	512/281
Completion Pct.	52.6	54.9
Had Intercepted	15	10
PUNTS/AVERAGE	116/40.7	98/39.7
NET PUNTING AVG.	116/36.8	98/33.1
PENALTIES/YARDS	136/1,011	102/955
FUMBLES/BALL LOST	34/14	23/11
TOUCHDOWNS	22	40
Rushing	6	14
Passing	11	23
Returns	5	3

SCORE BY PERIODS	1	2	3	4	OT	Total
TEXANS	37	56	51	69	0	213
Opponents	74	114	66	102	0	356

SCORING	TD	Ru	Pa	Rt	PAT	FG	SAF	TP
K. Brown	0	0	0	0	20/20	17/24	0	71
C. Bradford	6	0	6	0	0/0	0/0	0	36
D. Carr	3	3	0	0	0/0	0/0	0	18
B. Miller	3	0	3	0	0/0	0/0	0	18
J. Wells	3	3	0	0	0/0	0/0	0	18
A. Glenn	2	0	0	2a	0/0	0/0	0	12
J. Gaffney	1	0	1	0	0/0	0/0	0	8
J. Baxter	1	0	1	0	0/0	0/0	0	6
A. Black	1	0	0	1c	0/0	0/0	0	6
K. Williams	1	0	0	1d	0/0	0/0	0	6
K. Wright	1	0	0	1b	0/0	0/0	0	6
J. Allen	0	0	0	0	0/0	0/0	0	2
J. McClain	0	0	0	0	0/0	0/0	1	2
S. Payne	0	0	0	0	0/0	0/0	1	2
TEXANS	22	6	11	5	20/20	17/24	3	213
Opponents	40	14	23	3	38/38	24/34	2	356

a – Interception returns of 70 and 65 yards (12/8 at PIT); b – Fumble recovery of 40 yards (12/8 at PIT); c – Punt return of 76 yards (12/15 vs. BALT); d – Recovery of blocked punt (12/22 at WASH).

RUSHING	No.	Yds	Avg	Long	TD
J. Wells	197	529	2.7	37	3
J. Allen	155	519	3.3	32	0
D. Carr	59	282	4.8	20	3
J. Baxter	7	14	2.0	6	0
J. Lewis	3	8	2.7	5	0
C. Stanley	1	6	6.0	6	0
C. Bradford	2	-11	-5.5	0	0
TEXANS	424	1,347	3.2	37	6
Opponents	509	2,089	4.1	70	14

RECEIVING	No.	Yds	Avg	Long	TD
B. Miller	51	613	12.0	42	3
J. Allen	47	302	6.4	21	0
C. Bradford	45	697	15.5	81	6
J. Gaffney	41	483	11.8	27	1
J. Dawson	21	286	13.6	28	0
J. Wells	9	48	5.3	9	0
J. Holloway	7	73	10.4	24	0
A. Black	6	52	8.7	14	0
J. Baxter	5	33	6.6	14	1
J. Lewis	2	41	20.5	33	0
A. Harris	1	8	8.0	8	0
TEXANS	235	2,636	11.2	81	11
Opponents	281	3,378	12.0	57t	23

INTERCEPTIONS	No.	Yds	Avg	Long	TD
A. Glenn	5	181	36.2	70t	2
E. Brown	2	7	3.5	7	0
M. Coleman	1	0	0.0	0	0
J. Posey	1	0	0.0	0	0
M. Stevens	1	0	0.0	0	0
TEXANS	10	188	18.8	70t	2
Opponents	15	277	18.5	102t	1

PUNTING	No.	Yds	Avg	Net	TB	In	Lg	B
C. Stanley	114	4,720	41.4	36.8	6	36	62	2
TEXANS	116	4,720	40.7	36.8	6	36	62	2
Opponents	98	3,892	39.7	33.1	7	27	63	1

PUNT RETURNS	Ret	FC	Yds	Avg	Long	TD
J. Lewis	36	17	280	7.8	48	0
A. Black	14	3	188	13.4	76t	1
J. Gaffney	3	0	-3	-1.0	1	0
A. Glenn	0	0	47	---	47	0
TEXANS	53	20	512	9.7	76t	1
Opponents	58	34	328	5.7	46	0

KICKOFF RETURNS	No	Yds	Avg	Long	TD
J. Lewis	46	961	20.9	45	0
A. Black	24	529	22.0	49	0
C. Hill	2	0	0.0	0	0
M. Norris	2	11	5.5	10	0
J. Baxter	1	19	19.0	19	0
F. Murphy	1	0	0.0	0	0
C. Sears	1	9	9.0	9	0
TEXANS	77	1,529	19.9	49	0
Opponents	52	1,156	22.2	95t	1

FIELD GOALS	1-19	20-29	30-39	40-49	50+
K. Brown	0/1	3/3	1/1	11/14	2/5
TEXANS	0/1	3/3	1/1	11/14	2/5
Opponents	0/0	10/10	9/11	5/12	0/1

PASSING	Att	Comp	Yds	Cmp%	Yds/Att	TD	TD%	Int	Int%	Long	Sack/Lost	Rating
D. Carr	444	233	2,592	52.5	5.8	9	2.0	15	3.4	81	76/411	62.8
J. Gaffney	1	1	39	100.0	39.0	1	100.0	0	0.0	39t	0/0	158.3
J. Allen	2	1	5	50.0	2.5	1	50.0	0	0.0	5t	0/0	95.8
TEXANS	447	235	2,636	52.6	5.9	11	2.5	15	3.4	81	76/411	64.7
Opponents	512	281	3,378	54.9	6.6	23	4.5	10	2.0	57t	35/237	82.1

2002 FINAL STATISTICS (4-12)



DEFENSIVE STATISTICS

Based on Coaches Film Review

TACKLES	Solo	Asst	Total	Sk Yds	QB Press	INT- Yards	Pass Def.	Forced Fumbles	Fumble Recoveries
J.Foreman	110	83	193	0.0-0	3	0-0	4	1	0
J.Sharper	91	87	178	5.5-27	8	0-0	5	2	3
S.Payne	57	90	147	1.0-4	11	0-0	0	0	0
M.Stevens	47	70	117	0.0-0	0	1-0	0	0	0
G.Walker	46	69	115	6.5-33	42	0-0	0	1	1
J.Deloach	30	73	103	1.0-10	11	0-0	0	0	0
E.Brown	52	43	95	0.5-3	1	2-7	7	1	0
M.Coleman	56	34	90	0.0-0	0	1-0	30	0	2
K.Wong	44	45	89	5.5-22	27	0-0	2	1	0
A.Glenn	45	27	72	1.0-10	1	5-181	16	0	0
J.Posey	43	28	71	8.0-77	22	1-0	1	2	0
K.Mitchell	25	23	48	1.0-7	4	0-0	0	1	0
C.Sears	12	35	47	1.0-9	7	0-0	0	0	0
K.Wright	24	10	34	1.0-13	3	0-0	9	0	1
K.Williams	13	9	22	0.0-0	0	0-0	0	0	0
J.Simmons	9	5	14	1.0-10	4	0-0	2	0	1
R.Walker	2	3	5	0.0-0	0	0-0	0	0	0
C.Carter	1	3	4	1.0-9	0	0-0	0	0	0
C.Hill	0	3	3	0.0-0	0	0-0	0	0	0
P.Dennis	0	1	1	0.0-0	0	0-0	0	0	0
E.Flowers	1	0	1	0.0-0	0	0-0	1	0	0
J.Bell	0	0	0	0.0-0	0	0-0	2	0	0
J.McClain	0	0	0	0.0-0	0	0-0	0	0	0
TEXANS	708	741	1,449	35.0-237	144	10-188	79	9	8

SPECIAL TEAMS STATISTICS

SPECIAL TEAMS	Solo	Asst	Total	Blocked Punts	Forced Fumbles	Fumble Recoveries
J.Bell	14	2	16	0	0	1
Y.Evans	10	4	14	0	0	1
J.Simmons	2	2	14	0	1	0
C.Carter	9	3	12	0	0	0
J.Foreman	9	1	10	0	0	0
F.Murphy	8	1	9	0	0	0
R.Walker	7	2	9	0	1	0
J.McClain	4	4	8	1	0	0
K.Wright	5	3	8	0	0	0
K.Williams	7	0	7	0	0	0
E.Flowers	5	1	6	0	0	0
M.Norris	2	4	6	0	0	0
J.Posey	6	0	6	0	0	0
E.Brown	2	3	5	0	0	0
P.Dennis	3	2	5	0	0	0
J.Lamar	4	1	5	0	0	0
S.McDermott	3	2	5	0	0	0
M.Coleman	2	0	2	0	0	0
J.Dawson	2	0	2	0	0	0
J.Allen	1	0	1	0	0	0
A.Black	1	0	1	0	0	0
C.Bradford	1	0	1	0	0	0
B.Miller	1	0	1	0	0	1
C.Stanley	1	0	1	0	0	0
M.Stevens	1	0	1	0	0	0
TEXANS	110	35	155	1	2	3

2003 FINAL STATISTICS (5-11)



Date	W/L	Score	Opponent	Attendance
9/7	W	21-20	at Miami	73,010*
9/14	L	10-31	at New Orleans	68,390*
9/21	L	14-42	Kansas City	70,487*
9/28	W	24-20	Jacksonville	70,041*
10/12	L	17-38	at Tennessee	68,809*
10/19	L	14-19	N.Y. Jets	70,623*
10/26	L	21-30	at Indianapolis	56,132*
11/2	W	14-10	Carolina	70,052*
11/9	L	27-34	at Cincinnati	50,437
11/16	W	12-10	at Buffalo	72,677*
11/23	L	20-23 OT	New England	70,719*
11/30	W	17-13	Atlanta	70,388*
12/7	L	0-27	at Jacksonville	43,363
12/14	L	3-16	at Tampa Bay	65,124*
12/21	L	24-27	Tennessee	70,758*
12/28	L	17-20	Indianapolis	70,680*

*Sellouts

TEAM STATISTICS

	Texans	Opponents
TOTAL FIRST DOWNS	237	336
Rushing	86	130
Passing	127	179
Penalty	24	27
3rd Down: Made/Att.	63/204	89/222
3rd Down Pct.	30.9	40.1
4th Down: Made/Att.	9/14	10/14
4th Down Pct.	64.3	71.4
TIME OF POSSESSION	27:39	32:21
TOTAL NET YARDS	4,306	6,082
Avg. Per Game	269.1	380.1
Total Plays	896	1,054
Avg. Per Play	4.8	5.8
NET YARDS RUSHING	1,651	2,370
Avg. Per Game	103.2	148.1
Total Rushes	421	533
Avg. Per Play	3.9	4.4
NET YARDS PASSING	2,655	3,712
Avg. Per Game	165.9	232.0
Sacked/Yards Lost	36/186	19/123
Gross Yards	2,841	3,835
Att./Completions	439/248	502/297
Completion Pct.	56.5	59.2
Had Intercepted	18	14
PUNTS/AVERAGE	97/41.5	75/41.7
NET PUNTING AVG.	36.7	35.8
PENALTIES/YARDS	121/961	96/767
FUMBLES/BALL LOST	18/9	18/8
TOUCHDOWNS	29	42
Rushing	14	15
Passing	14	22
Returns	1	5

SCORE BY PERIODS

	1	2	3	4	OT	Total
TEXANS	23	87	84	61	0	255
Opponents	64	115	73	125	3	380

SCORING

	TD	Ru	Pa	Rt	PAT	FG	SAF	TP
K.Brown	0	0	0	0	27/27	18/22	0	81
D.Davis	8	8	0	0	0/0	0/0	0	48
C.Bradford	4	0	4	0	0/0	0/0	0	24
A.Johnson	4	0	4	0	0/0	0/0	0	24
S.Mack	4	4	0	0	0/0	0/0	0	24
B.Miller	3	0	3	0	0/0	0/0	0	18
D.Carr	2	2	0	0	0/0	0/0	0	12
J.Gaffney	2	0	2	0	0/0	0/0	0	12
D.Armstrong	1	0	1	0	0/0	0/0	0	6
M.McCree	1	0	0*	1	0/0	0/0	0	6
TEXANS	29	14	14	1	27/27	18/22	0	255
Opponents	42	15	22	5	40/40	28/35	2	380

* M.McCree 95-yd int return, vs. TEN (12/21).

RUSHING	No.	Yds	Avg	Long	TD
D.Davis	238	1,031	4.3	51	8
S.Mack	93	253	2.7	13	4
D.Carr	27	151	5.6	36	2
T.Hollings	38	102	2.7	17	0
D.Ragone	6	51	8.5	14	0
T.Banks	6	27	4.5	13	0
J.Wells	5	14	2.8	10	0
J.Gaffney	1	13	13.0	13	0
C.Stanley	1	12	12.0	12	0
J.Simmons	1	7	7.0	7	0
A.Johnson	5	-10	-2.0	11	0
TEXANS	421	1,651	3.9	51	14
Opponents	533	2,370	4.4	64	15

RECEIVING	No.	Yds	Avg	Long	TD
A.Johnson	66	976	14.8	46t	4
D.Davis	47	351	7.5	17	0
B.Miller	40	355	8.9	25	3
J.Gaffney	34	402	11.8	33	2
C.Bradford	24	460	19.2	78t	4
S.Mack	9	55	6.1	10	0
J.Holloway	8	84	10.5	33	0
D.Armstrong	7	75	10.7	18	1
M.Norris	7	40	5.7	11	0
T.Hollings	2	25	12.5	19	0
J.Wells	2	17	8.5	12	0
M.Coleman	1	6	6.0	6	0
D.Ragone	1	-5	-5.0	-5	0
TEXANS	248	2,841	11.5	78t	14
Opponents	297	3,835	12.9	84t	22

INTERCEPTIONS	No.	Yds	Avg	Long	TD
M.Coleman	7	95	13.6	41	0
K.Wright	3	-2	-0.7	0	0
M.McCree	1	95	95.0	95t	1
M.Stevens	1	12	12.0	12	0
E.Brown	1	5	5.0	5	0
A.Glenn	1	0	0.0	0	0
TEXANS	14	205	14.6	95t	1
Opponents	18	207	11.5	51t	3

PUNTING	No.	Yds	Avg	Net	TB	In	Lg	B
C.Stanley	97	4,028	41.5	36.7	3	36	58	0
TEXANS	97	4,028	41.5	36.7	3	36	58	0
Opponents	75	3,130	41.7	35.8	9	20	59	1

PUNT RETURNS	Ret	FC	Yds	Avg	Long	TD
J.Moses	36	7	244	6.8	40	0
J.Gaffney	4	1	22	5.5	15	0
TEXANS	40	8	266	6.7	40	0
Opponents	43	37	407	9.5	73t	1

KICKOFF RETURNS	No	Yds	Avg	Long	TD
J.Moses	58	1,355	23.4	70	0
T.Hollings	8	142	17.8	30	0
M.Norris	5	71	14.2	19	0
D.Davis	3	61	20.3	28	0
D.Vaughn	3	47	15.7	22	0
J.Wells	2	24	12.0	14	0
T.Martin	1	0	0.0	0	0
TEXANS	80	1,700	21.3	70	0
Opponents	53	1,149	21.7	49	0

FIELD GOALS	1-19	20-29	30-39	40-49	50+
K.Brown	1/1	3/3	8/8	5/6	1/4
TEXANS	1/1	3/3	8/8	5/6	1/4
Opponents	0/0	13/14	10/12	5/9	0/0

PASSING	Att	Comp	Yds	Cmp%	Yds/Att	TD	TD%	Int	Int%	Long	Sack/Lost	Rating
D.Carr	295	167	2,013	56.6	6.8	9	3.1	13	4.4	78t	15/90	69.5
T.Banks	102	61	693	59.8	6.8	5	4.9	3	2.9	46t	13/57	84.3
D.Ragone	40	20	135	50.0	3.4	0	0.0	1	2.5	24	8/39	47.4
S.Mack	1	0	0	0.0	0.0	0	0.0	1	100.0	0	0/0	0.0
J.Gaffney	1	0	0	0.0	0.0	0	0.0	0	0.0	0	0/0	39.6
TEXANS	439	248	2,841	56.5	6.5	14	3.2	18	4.1	78t	36/186	69.7
Opponents	502	297	3,835	59.2	7.6	22	4.4	14	2.8	84t	19/123	86.2

2003 FINAL STATISTICS (5-11)



DEFENSIVE STATISTICS

Based on Coaches Film Review

TACKLES	Solo	Asst	Total	Sk Yds	QB Press	INT- Yards	Pass Def.	Forced Fumbles	Fumble Recoveries
J.Sharper	117	78	195	4.0-19	3	0-0	2	3	0
J.Foreman	107	73	180	2.0-3	3	0-0	2	1	2
E.Brown	74	46	120	0.5-6	0	1-5	2	3	0
J.Deloach	43	66	109	0.0-0	9	0-0	2	0	0
S.Martin	46	46	92	1.0-6	13	0-0	3	0	0
K.Wong	51	35	86	3.0-14	26	0-0	4	1	0
M.Coleman	55	22	77	0.0-0	1	7-95	23	1	0
C.Sears	30	45	75	1.0-10	7	0-0	0	0	1
M.McCree	31	28	59	0.0-0	0	1-95	3	0	0
K.Wright	38	15	53	1.0-9	1	3--2	14	0	0
J.Ioane	21	31	52	0.5-2	9	0-0	0	0	0
M.Stevens	25	14	39	0.0-0	0	1-12	3	0	1
S.Foley	21	9	30	1.0-9	4	0-0	1	0	0
A.Glenn	23	6	29	0.0-0	0	1-0	16	0	0
C.Clemons	17	11	28	1.0-8	11	0-0	3	0	2
A.PEEK	20	8	28	1.0-12	5	0-0	3	0	0
J.Simmons	16	7	23	0.0-0	1	0-0	4	0	0
G.Walker	13	9	22	0.0-0	10	0-0	1	0	0
T.Martin	6	11	17	0.0-0	2	0-0	0	0	0
S.Payne	6	5	11	1.0-7	1	0-0	0	0	0
D.Faggins	6	5	11	0.0-0	0	0-0	12	0	0
S.Orr	6	3	9	2.0-18	3	0-0	0	0	1
D.Vaughn	7	0	7	0.0-0	0	0-0	2	0	0
J.Slecht	2	4	6	0.0-0	0	0-0	0	0	0
J.Bell	1	0	1	0.0-0	0	0-0	1	0	0
T.Evans	1	0	1	0.0-0	0	0-0	0	0	0
R.Walker	1	0	1	0.0-0	0	0-0	0	0	0
TEXANS	784	577	1,361	19.0-117	109	14-205	101	9	7

SPECIAL TEAMS STATISTICS

SPECIAL TEAMS	Solo	Asst	Total	PAT	Blocks Punt	FG	Forced Fumbles	Fumble Recoveries
R.Walker	13	4	17	0	1	1	0	0
J.Bell	10	5	15	0	0	0	0	0
T.Evans	11	4	15	0	0	0	1	0
J.Simmons	10	4	14	0	0	0	0	0
D.Vaughn	11	2	13	0	0	0	0	0
J.Wells	7	6	13	0	0	0	0	0
M.Norris	4	4	8	0	0	0	0	0
K.Wright	5	2	7	0	0	0	0	0
J.McClain	3	3	6	0	0	0	0	0
E.Brown	5	1	6	0	0	1	0	0
S.Foley	5	0	5	0	0	0	0	0
K.Brown	4	0	4	0	0	0	0	0
D.Faggins	4	0	4	0	0	0	0	0
M.McCree	2	1	3	0	0	0	1	0
M.Stevens	3	0	3	0	0	0	0	0
T.Carroll	0	3	3	0	0	0	0	0
B.Pittman	2	1	3	0	0	0	0	0
A.PEEK	1	1	2	0	0	0	0	0
S.Orr	1	1	2	0	0	0	0	1
D.Davis	1	0	1	0	0	0	0	0
C.Bradford	1	0	1	0	0	0	0	0
C.Clemons	1	0	1	0	0	0	0	0
M.Coleman	1	0	1	0	0	0	0	0
K.Wright	1	0	1	0	0	0	0	0
A.Johnson	1	0	1	0	0	0	0	0
M.Murphy	0	1	1	0	0	0	0	0
C.Burns	0	1	1	0	0	0	0	0
TEXANS	107	44	151	0	1	2	2	1

2004 FINAL STATISTICS (7-9)



Date	W/L	Score	Opponent	Attendance
9/12	L	20-27	San Diego	70,255*
9/19	L	16-28	at Detroit	61,465
9/26	W	24-21	at Kansas City	77,433*
10/3	W	30-17	Oakland	70,741*
10/10	L	28-34 OT	Minnesota	70,718*
10/17	W	20-10	at Tennessee	68,932*
10/31	W	20-6	Jacksonville	70,502*
11/7	L	13-31	at Denver	74,292*
11/14	L	14-49	at Indianapolis	56,511*
11/21	L	13-16	Green Bay	70,769*
11/28	W	31-21	Tennessee	70,721*
12/5	L	7-29	at N.Y. Jets	77,875
12/12	L	14-23	Indianapolis	70,762*
12/19	W	24-5	at Chicago	62,122*
12/26	W	21-0	at Jacksonville	66,227
1/2/05	L	22-14	Cleveland	70,724*

*Sellouts

TEAM STATISTICS	TEXANS	Opponents
TOTAL FIRST DOWNS	300	304
Rushing	103	89
Passing	174	194
Penalty	23	21
3rd Down: Made/Att	81/211	89/205
3rd Down Pct.	38.4	43.4
4th Down: Made/Att	13/21	1/6
4th Down Pct.	61.9	16.7
POSSESSION AVG.	29:59	30:01
TOTAL NET YARDS	5,128	5,458
Avg. Per Game	320.5	341.1
Total Plays	1,001	971
Avg. Per Play	5.1	5.6
NET YARDS RUSHING	1,882	1,843
Avg. Per Game	117.6	115.2
Total Rushes	481	417
NET YARDS PASSING	3,246	3,615
Avg. Per Game	202.9	225.9
Sacked/Yards Lost	49/301	24/161
Gross Yards	3,547	3,776
Att./Completions	471/286	530/344
Completion Pct.	60.7	64.9
Had Intercepted	14	22
PUNTS/AVERAGE	73/41.2	69/41.7
NET PUNTING AVG.	73/35.7	69/36.4
PENALTIES/YARDS	106/928	123/979
FUMBLES/BALL LOST	22/11	22/8
TOUCHDOWNS	37	39
Rushing	16	4
Passing	16	32
Returns	5	3

SCORE BY PERIODS	1	2	3	4	OT	Total
TEXANS	33	101	60	115	0	309
Opponents	65	105	85	82	6	339

SCORING	TD	Ru	Pa	Rt	PAT	FG	SAF	TP
K.Brown	0	0	0	0	34/34	17/24	0	85
D.Davis	14	13	1	0	0/0	0/0	0	84
A.Johnson	6	0	6	0	0/0	0/0	0	36
J.Wells	5	3	2	0	0/0	0/0	0	32
C.Bradford	3	0	3	0	0/0	0/0	0	18
J.Gaffney	2	0	2	0	0/0	0/0	0	12
C.Anderson-d	1	0	0	1	0/0	0/0	0	6
D.Armstrong	1	0	1	0	0/0	0/0	0	6
M.Coleman-a	1	0	0	1	0/0	0/0	0	6
D.Faggins-c	1	0	0	1	0/0	0/0	0	6
B.Miller	1	0	1	0	0/0	0/0	0	6
A.PEEK-e	1	0	0	1	0/0	0/0	0	6
J.Sharper-b	1	0	0	1	0/0	0/0	0	6
TEXANS	37	16	16	5	32/32	17/24	0	309
Opponents	39	4	32	3	37/37	22/29	1	339

a-M.Coleman 102-yd interception return, at KC (9/26); b-J.Sharper 16-yd fumble return, vs. OAK (10/3); c-D.Faggins 43-yd interception return, vs. JAX (10/31); d-C. Anderson 60-yd fumble return, at CHI (12/19); e-A. Peek 66-yd fumble return, at JAX (12/26/04).

RUSHING	No.	Yds	Avg	Long	TD
A.Davis	302	1,188	3.9	44	13
D.Carr	73	299	4.1	24	0
J.Wells	82	299	3.6	14	3
T.Hollings	11	47	4.3	13	0
J.Gaffney	4	30	7.5	10	0
A.Johnson	4	12	3.0	14	0
C.Stanley	1	5	5.0	5	0
J.Baxter	2	1	0.5	1	0
J.Simmons	1	1	1.0	1	0
M.Norris	1	0	0.0	0	0
TEXANS	481	1,882	3.9	44	16
Opponents	417	1,843	4.4	55t	4

RECEIVING	No.	Yds	Avg	Long	TD
A.Johnson	79	1,142	14.5	54t	6
D.Davis	68	588	8.6	38	1
J.Gaffney	41	632	15.4	69	2
D.Armstrong	29	415	14.3	44	1
C.Bradford	27	399	14.8	47	3
B.Miller	17	178	10.5	27	1
J.Wells	11	79	7.2	28	2
T.Hollings	5	46	9.2	27	0
M.Bruener	4	52	13.0	27	0
M.Norris	4	13	3.3	7	0
J.Baxter	1	3	3.0	3	0
TEXANS	286	3,547	12.4	69	16
Opponents	344	3,776	11.0	80t	32

INTERCEPTIONS	No.	Yds	Avg	Long	TD
D.Robinson	6	146	24.3	61	0
A.Glenn	5	40	8.0	23	0
D.Faggins	3	47	15.7	43t	1
K.Wong	3	0	0.0	0	0
M.Coleman	2	116	58.0	102t	1
M.McCree	1	24	24.0	24	0
A.PEEK	1	20	20.0	20	0
J.Simmons	1	0	0.0	0	0
TEXANS	22	393	17.9	102t	2
Opponents	14	157	11.2	77t	1

PUNTING	No.	Yds	Avg	Net	TB	In	Lg	B
C.Stanley	73	3,009	41.2	35.7	7	19	57	0
TEXANS	73	3,009	41.2	35.7	7	19	57	0
Opponents	69	2,880	41.7	36.4	2	24	64	1

PUNT RETURNS	Ret	FC	Yds	Avg	Long	TD
J.Moses	36	13	309	8.6	27	0
A.Glenn	4	0	22	5.5	18	0
D.Robinson	0	0	-2	---	-2	0
TEXANS	40	13	329	8.2	27	0
Opponents	30	24	265	8.8	46	0

KICKOFF RETURNS	No	Yds	Avg	Long	TD
J.Moses	59	1,303	22.1	49	0
J.Gaffney	2	31	15.5	27	0
M.Norris	2	25	12.5	15	0
T.Washington	2	27	13.5	16	0
J.Wells	2	27	13.5	18	0
T.Hollings	1	23	23.0	23	0
K.Starling	1	14	14.0	14	0
TEXANS	69	1,450	21.0	49	0
Opponents	60	1,386	23.1	99t	1

FIELD GOALS	1-19	20-29	30-39	40-49	50+
K.Brown	0/0	7/7	3/5	6/9	1/3
TEXANS	0/0	7/7	3/5	6/9	1/3
Opponents	0/0	7/7	3/7	10/13	2/2

PASSING	Att	Comp	Yds	Cmp%	Yds/Att	TD	TD%	Int	Int%	Long	Sack/Lost	Rating
D.Carr	466	285	3,531	61.2	7.6	16	3.4	14	3.0	69	49/301	83.5
T.Banks	2	1	16	50.0	8.0	0	0.0	0	0.0	16	0/0	77.1
J.Gaffney	3	0	0	0.0	0.0	0	0.0	0	0.0	0	0/0	39.6
TEXANS	471	286	3,547	60.7	7.5	16	3.4	14	3.0	69	49/301	83.0
Opponents	530	344	3,776	64.9	7.1	32	6.0	22	4.2	80t	24/161	88.7

2004 FINAL STATISTICS (7-9)



DEFENSIVE STATISTICS

Based on Coaches Film Review

TACKLES	Solo	Asst	Total	Sk Yds	QB Press	INT- Yards	Pass Def.	Forced Fumbles	Fumble Recoveries
J.Sharper	113	64	177	2.0-19	19	0-0	5	3	1
J.Foreman	67	35	102	0.0-0	2	0-0	0	0	1
R.Smith	38	62	100	3.0-21	22	0-0	6	0	0
K.Wong	65	30	95	5.5-29	39	3-0	2	1	1
D.Robinson	65	20	85	3.0-26	4	6-146	19	3	0
M.Coleman	49	31	80	0-0	0	2-116	8	0	0
S.Payne	34	44	78	2.0-16	12	0-0	0	0	0
G.Walker	25	52	77	0.5-4	36	0-0	1	1	0
J.Babin	51	25	76	4.0-19	45	0-0	1	0	2
G.Earl	32	34	66	0.0-0	0	0-0	1	0	0
A.Glenn	49	10	59	0.0-0	0	5-40	11	0	0
J.DeLoach	19	30	49	0.0-0	2	0-0	1	0	0
J.Simmons	35	11	46	0.0-0	2	1-0	0	1	0
D.Polk	26	19	45	1.0-1	0	0-0	0	0	1
D.Faggins	31	6	37	0.0-0	0	3-47	9	0	0
M.McCree	25	4	29	0.0-0	0	1-24	2	0	0
C.Sears	5	11	16	0.0-0	5	0-0	2	0	0
A.PEEK	10	2	12	2.0-16	7	1-20	0	1	1
K.Wright	7	1	8	1.0-10	0	0-0	0	0	0
E.Brown	3	2	5	0.0-0	0	0-0	0	0	0
J.Ioane	0	3	3	0.0-0	1	0-0	0	0	0
C.Anderson	1	0	1	0.0-0	1	0-0	0	0	1
TEXANS	750	496	1,246	24.0-161	197	22-393	68	10	8

SPECIAL TEAMS STATISTICS

SPECIAL TEAMS	Solo	Asst	Total	PAT	Blocks Punt	FG	Forced Fumbles	Fumble Recoveries
A.PEEK	10	8	18	0	1	0	0	0
T.Evans	8	8	16	0	0	0	0	0
C.Anderson	9	4	13	0	0	0	0	0
J.Wells	7	5	12	0	0	0	0	0
E.Brown	8	1	9	0	0	0	0	0
M.McCree	7	2	9	0	0	0	0	0
D.Polk	8	1	9	0	0	0	0	0
D.Faggins	6	1	7	0	0	0	0	0
M.Norris	4	3	7	0	0	0	0	0
J.Bell	5	1	6	0	0	0	0	0
K.Wright	4	1	5	0	0	0	0	0
K.Starling	4	0	4	0	0	0	0	0
J.Baxter	3	0	3	0	0	0	0	0
J.Simmons	3	0	3	0	0	0	0	0
C.Bradford	2	0	2	0	0	0	0	0
K.Brown	2	0	2	0	0	0	0	0
T.Hollings	1	1	2	0	0	0	0	0
Q.Monk	2	0	2	0	0	0	0	0
B.Pittman	1	1	2	0	0	0	0	0
J.Babin	0	1	1	0	0	0	0	0
G.Earl	1	0	1	0	0	0	0	0
A.Johnson	1	0	1	0	0	0	0	0
S.Orr	1	0	1	0	0	0	0	0
C.Pitts	1	0	1	0	0	0	0	0
TEXANS	98	38	136	0	1	0	0	0

2005 FINAL STATISTICS (2-14)



Date	W/L	Score	Opponent	Attendance
9/11	L	7-22	at Buffalo	71,781*
9/18	L	7-27	Pittsburgh	70,742*
10/2	L	10-16	at Cincinnati	65,714*
10/9	L	20-34	Tennessee	70,430*
10/16	L	10-42	at Seattle	66,196*
10/23	L	20-38	Indianapolis	70,621*
10/30	W	19-16	Cleveland	70,064*
11/6	L	14-21	at Jacksonville	64,613
11/13	L	17-31	at Indianapolis	57,209*
11/20	L	17-45	Kansas City	70,481*
11/27	L	27-33 OT	St. Louis	70,010*
12/4	L	15-16	at Baltimore	69,909*
12/11	L	10-13	at Tennessee	69,149*
12/18	W	30-19	Arizona	70,024*
12/24	L	20-38	Jacksonville	70,025*
1/1/06	L	17-20 OT	at San Francisco	67,970*

*Sellouts

TEAM STATISTICS	TEXANS	Opponents
TOTAL FIRST DOWNS	243	348
Rushing	89	123
Passing	142	188
Penalty	12	37
3rd Down: Made/Att	75/219	75/196
3rd Down Pct.	34.2%	38.3%
4th Down: Made/Att	8/17	13/20
4th Down Pct.	47.1%	65.0%
TIME OF POSSESSION	28:10	31:50
TOTAL NET YARDS	4,053	5,824
Avg. Per Game	253.3	364.0
Total Plays	954	1,012
Avg. Per Play	4.2	5.8
NET YARDS RUSHING	1,816	2,303
Avg. Per Game	113.5	143.9
Total Rushes	437	506
NET YARDS PASSING	2,237	3,521
Avg. Per Game	139.8	220.1
Sacked/Yards Lost	68/424	37/206
Gross Yards	2,661	3,727
Attempts/Completions	449/270	469/304
Completion Pct.	60.1%	64.8%
Had Intercepted	13	7
PUNTS / AVERAGE	77/38.8	63/40.1
NET PUNTING AVG.	35.7	34.4
PENALTIES / YARDS	106/854	105/846
FUMBLES / BALL LOST	30/11	24/9
TOUCHDOWNS	26	50
Rushing	9	21
Passing	15	24
Returns	2	5

SCORE BY PERIODS	1	2	3	4	OT	Total
TEXANS	40	111	64	45	0	260
Opponents	84	115	83	140	9	431

SCORING	TD	Ru	Pa	Rt	PAT	FG	SAF	TP
K.Brown	0	0	0	0	24/24	26/34	0	102
D.Davis	6	2	4	0	0/0	0/0	0	36
C.Bradford	5	0	5	0	0/0	0/0	1	32
J.Wells	4	4	0	0	0/0	0/0	0	24
J.Mathis	3	0	1	2a	0/0	0/0	0	18
V.Morency	2	2	0	0	0/0	0/0	0	12
A.Johnson	2	0	2	0	0/0	0/0	0	12
J.Gaffney	2	0	2	0	0/0	0/0	0	12
M.Norris	1	0	1	0	0/0	0/0	0	6
D.Carr	1	1	0	0	0/0	0/0	0	6
TEXANS	26	9	15	2	24/24	26/34	1	260
Opponents	50	21	24	5	47/47	28/32	0	431

a-89-yd. KO return, vs. Ind. (10/24/05); 99-yd. KO return, vs. K.C. (11/20/05).

RUSHING	No.	Yds	Avg	Long	TD
D.Davis	230	976	4.2	44	2
J.Wells	90	325	3.6	14t	4
D.Carr	56	308	5.5	20	1
V.Morency	46	184	4.0	25t	2
J.Gaffney	4	13	3.3	10	0
A.Johnson	6	10	1.7	5	0
K.Brown	1	4	4.0	4	0
C.Stanley	1	0	0.0	0	0
T.Banks	2	-2	-1.0	-1	0
C.Bradford	1	-2	-2.0	-2	0
TEXANS	437	1,816	4.2	44	9
Opponents	506	2,303	4.6	49	21

RECEIVING	No.	Yds	Avg	Long	TD
A.Johnson	63	688	10.9	53t	2
J.Gaffney	55	492	8.9	29	2
D.Davis	39	337	8.6	33	4
C.Bradford	34	436	12.8	50t	5
M.Rivers	24	168	7.0	20	0
J.Wells	22	179	8.1	20	0
V.Morency	10	87	8.7	16	0
D.Armstrong	9	115	12.8	28	0
J.Mathis	5	65	13.0	34t	1
D.Morgan	4	42	10.5	14	0
M.Murphy	2	26	13.0	14	0
M.Bruener	2	22	11.0	19	0
M.Norris	1	4	4.0	4t	1
TEXANS	270	2,661	9.9	53t	15
Opponents	304	3,727	12.3	56t	24

INTERCEPTIONS	No.	Yds	Avg	Long	TD
G.Earl	2	2	1.0	2	0
L.Sanders	1	29	29.0	29	0
M.Coleman	1	6	6.0	6	0
C.Brown	1	5	5.0	5	0
T.Evans	1	3	3.0	3	0
D.Robinson	1	1	1.0	1	0
TEXANS	7	46	6.6	29	0
Opponents	13	225	17.3	57t	3

PUNTING	No.	Yds	Avg	Net	TB	In	Lg	B
C.Stanley	77	2,990	38.8	35.7	1	29	61	0
TEXANS	77	2,990	38.8	35.7	1	29	61	0
Opponents	62	2,528	40.1	34.4	7	17	59	1

PUNT RETURNS	Ret	FC	Yds	Avg	Long	TD
P.Buchanon	12	6	101	8.4	37	0
J.Mathis	12	0	68	5.7	19	0
D.Morgan	3	0	30	10.0	23	0
D.Davis	3	1	24	8.0	21	0
TEXANS	30	7	223	7.4	37	0
Opponents	33	27	219	6.6	52t	1

KICKOFF RETURNS	No	Yds	Avg	Long	TD
J.Mathis	54	1,542	28.6	99t	2
V.Morency	20	437	21.9	31	0
J.Wells	5	106	21.2	40	0
T.Hollings	2	46	23.0	28	0
D.Davis	1	29	29.0	29	0
M.Bruener	1	11	11.0	11	0
M.Norris	1	2	2.0	2	0
TEXANS	84	2,173	25.9	99t	2
Opponents	55	1,194	21.7	71	0

FIELD GOALS	1-19	20-29	30-39	40-49	50+
K.Brown	0/0	9/9	12/17	4/6	1/2
TEXANS	0/0	9/9	12/17	4/6	1/2
Opponents	0/0	9/9	11/11	7/10	1/2

PASSING	Att	Comp	Yds	Cmp%	Yds/Att	TD	TD%	Int	Int%	Long	Sack/Lost	Rating
D.Carr	423	256	2,488	60.5	5.9	14	3.3	11	2.6	53t	68/424	77.2
T.Banks	25	14	173	56.0	6.9	1	4.0	2	8.0	31	0/0	57.6
D.Williams	1	0	0	0.0	0	0	0.0	0	0.0	0	0/0	39.6
TEXANS	449	270	2,661	60.1	5.9	15	3.3	13	2.9	53t	68/424	76.0
Opponents	469	304	3,727	64.8	7.9	24	5.1	7	1.5	56t	37/206	100.0

2005 FINAL STATISTICS (2-14)



DEFENSIVE STATISTICS

Based on Coaches Film Review

TACKLES	Solo	Asst	Total	Sk Yds	QB Press	INT- Yards	Pass Def.	Forced Fumbles	Fumble Recoveries
M.Greenwood	87	57	144	2.0-8	6	0-0	4	1	2
D.Polk	75	60	135	3.5-13	6	0-0	1	3	0
C.Brown	61	41	102	0.0-0	1	1-5	4	1	0
R.Smith	60	42	102	1.5-8	10	0-0	3	1	1
S.Payne	48	50	98	4.0-18	6	0-0	1	1	0
D.Robinson	69	24	93	1.0-0	1	1-1	21	3	0
M.Coleman	41	25	66	0.0-0	0	1-6	3	0	0
A.PEEK	37	20	57	6.0-32	23	0-0	2	2	2
D.Faggins	37	16	53	0.0-0	0	0-0	14	0	0
G.Earl	26	25	51	0.0-0	3	2-2	7	0	0
S.Orr	34	13	47	7.0-40	14	0-0	1	3	0
J.Babin	31	14	45	4.0-27	17	0-0	1	2	0
G.Walker	28	17	45	1.0-13	8	0-0	3	2	0
K.Wong	24	21	45	1.0-3	2	0-0	1	0	0
T.Johnson	20	24	44	1.0-4	2	0-0	0	0	0
J.Deloach	12	18	30	1.0-7	0	0-0	0	0	0
P.Buchanon	22	7	29	0.0-0	0	0-0	4	0	0
J.Simmons	18	11	29	1.0-6	0	0-0	1	1	1
J.Ioane	13	14	27	0.0-0	0	0-0	0	1	0
T.Evans	16	10	26	0.0-0	1	1-3	1	0	0
L.Sanders	18	4	22	0.0-0	1	1-29	4	1	0
A.Malone	4	7	11	1.0-2	0	0-0	1	0	0
C.Anderson	6	3	9	1.0-14	1	0-0	1	1	0
J.Bell	4	0	4	0.0-0	0	0-0	3	1	0
C.McKenzie	3	1	4	1.0-10	0	0-0	1	0	0
TEXANS	794	524	1,318	37.0-205	102	7-46	82	24	6

SPECIAL TEAMS STATISTICS

SPECIAL TEAMS	Solo	Asst	Total	PAT	Blocks Punt	FG	Forced Fumbles	Fumble Recoveries
R.Walker	12	6	18	0	1	0	0	1
C.Anderson	11	3	14	0	0	0	0	1
M.Norris	7	5	12	0	0	0	1	0
T.Evans	8	3	11	0	0	0	0	0
J.Wells	4	6	10	0	0	0	1	0
L.Sanders	8	2	10	0	0	0	0	0
S.Orr	5	4	9	0	0	0	0	0
J.Simmons	6	2	8	0	0	0	0	0
M.Rivers	7	0	7	0	0	0	0	0
D.Polk	4	1	5	0	0	0	0	0
F.Chamberlin	2	3	5	0	0	0	0	0
J.Bell	1	3	4	0	0	0	0	0
B.Pittman	3	0	3	0	0	0	0	0
D.Faggins	2	1	3	0	0	0	0	0
C.Brown	2	1	3	0	0	0	1	0
J.Anderson	1	0	1	0	0	0	0	0
M.Murphy	1	0	1	0	0	0	0	0
G.Earl	1	0	1	0	0	0	0	0
C.Bradford	1	0	1	0	0	0	0	0
C.Stanley	1	0	1	0	0	0	0	0
V.Morency	0	0	0	0	0	0	0	1
TEXANS	87	40	127	0	1	0	3	3

2006 FINAL STATISTICS (6-10)



Date	W/L	Score	Opponent	Attendance
9/10	L	10-24	Philadelphia	70,180*
9/17	L	24-43	at Indianapolis	56,614*
9/24	L	15-31	Washington	70,069*
10/1	W	17-15	Miami	70,071*
10/15	L	6-34	at Dallas	63,186*
10/22	W	27- 7	Jacksonville	70,035*
10/29	L	22-28	at Tennessee	69,143*
11/5	L	10-14	at N.Y. Giants	78,485*
11/12	W	13-10	at Jacksonville	65,918*
11/19	L	21-24	Buffalo	70,125*
11/26	L	11-26	at N.Y. Jets	76,596*
12/3	W	23-14	at Oakland	46,276
12/10	L	20-26 OT	Tennessee	70,760*
12/17	L	7-40	at New England	68,756*
12/24	W	27-24	Indianapolis	70,132*
12/31	W	14- 6	Cleveland	70,097*

*Sellouts

TEAM STATISTICS	TEXANS	Opponents
TOTAL FIRST DOWNS	282	312
Rushing	106	115
Passing	156	174
Penalty	20	23
3rd Down: Made / Att.	77/198	88/198
3rd Down Pct.	38.9	44.4
4th Down: Made / Att.	9/13	5/11
4th Down Pct.	69.2	45.5
TIME OF POSSESSION	29:14	30:46
TOTAL NET YARDS	4,465	5,400
Avg. Per Game	279.1	337.5
Total Plays	955	979
Avg. Per Play	4.7	5.5
NET YARDS RUSHING	1,687	1,956
Avg. Per Game	105.4	122.3
Total Rushes	431	446
NET YARDS PASSING	2,778	3,444
Avg. Per Game	173.6	215.3
Sacked/Yards Lost	43/254	28/191
Gross Yards	3,042	3,635
Attempts/Completions	481/329	505/328
Completion Pct.	68.4%	65.0%
Had Intercepted	13	11
PUNTS/AVERAGE	76/41.6	65/45.4
NET PUNTING AVG.	36.7	37.6
PENALTIES/YARDS	90/761	96/792
FUMBLES/BALL LOST	28/12	16/11
TOUCHDOWNS	30	42
Rushing	13	16
Passing	14	22
Returns	3	4

SCORE BY PERIODS	1	2	3	4	OT	Total
TEXANS	55	52	59	101	0	267
Opponents	72	103	86	99	6	366

SCORING	TD	Ru	Pa	Rt	PAT	FG	SAF	TP
K.Brown	0	0	0	0	26/27	19/25	0	83
R.Dayne	5	5	0	0	0/0	0/0	1	32
A.Johnson	5	0	5	0	0/0	0/0	0	30
O.Daniels	5	0	5	0	0/0	0/0	0	30
W.Lundy	4	4	0	0	0/0	0/0	1	26
D.Carr	2	2	0	0	0/0	0/0	0	12
M.Bruener	2	0	2	0	0/0	0/0	0	12
E.Moulds	1	0	1	0	0/0	0/0	0	6
D.Faggins	1	0	0	1b	0/0	0/0	0	6
V.Leach	1	0	1	0	0/0	0/0	0	6
A.Maddox	1	0	0	1c	0/0	0/0	0	6
D.Robinson	1	0	0	1a	0/0	0/0	0	6
S.Gado	1	1	0	0	0/0	0/0	0	6
C.Taylor	1	1	0	0	0/0	0/0	0	6
TEXANS	30	13	14	3	26/27	19/25	2	267
Opponents	42	16	22	4	39/40	25/29	0	366

a-D.Robinson 9-yd. INT return, vs. BUF; b-D.Faggins 58 yd. FUM return, at OAK; c-A.Maddox 47-yd. FUM return, vs. CLE.

RUSHING	No.	Yds	Avg	Long	TD
R.Dayne	151	612	4.1	19	5
W.Lundy	124	476	3.8	35	4
S.Gado	54	217	4.0	34	1
D.Carr	53	195	3.7	16	2
C.Taylor	28	123	4.4	17	1
J.Cook	3	18	6.0	14	0
A.Johnson	3	14	4.7	18	0
V.Morency	5	13	2.6	12	0
E.Moulds	1	6	6.0	6	0
S.Rosenfels	4	5	1.3	7	0
E.Shepherd	2	5	2.5	6	0
K.Walter	1	3	3.0	3	0
J.Simmons	1	0	0.0	0	0
C.Stanley	1	0	0.0	0	0
TEXANS	431	1,687	3.9	35	13
Opponents	446	1,956	4.4	39t	16

RECEIVING	No.	Yds	Avg	Long	TD
A.Johnson	103	1,147	11.1	53	5
E.Moulds	57	557	9.8	29	1
O.Daniels	34	352	10.4	33t	5
W.Lundy	33	204	6.2	15	0
J.Cook	18	107	5.9	15	0
K.Walter	17	160	9.4	15	0
S.Gado	16	80	5.0	19	0
R.Dayne	14	77	5.5	13	0
J.Putzier	13	125	9.6	26	0
M.Bruener	9	62	6.9	25	2
V.Leach	6	61	10.2	19	1
C.Taylor	3	40	13.3	24	0
E.Shepherd	3	22	7.3	8	0
D.Anderson	1	27	27.0	27	0
V.Morency	1	6	6.0	6	0
D.Lewis	1	5	5.0	5	0
TEXANS	329	3,032	9.2	53	14
Opponents	328	3,635	11.1	83t	22

INTERCEPTIONS	No.	Yds	Avg	Long	TD
D.Robinson	2	9	4.5	9t	1
D.Faggins	2	0	0.0	0	0
A.Weaver	1	21	21.0	21	0
D.McCleon	1	19	19.0	19	0
D.Ryans	1	16	16.0	16	0
J.Simmons	1	11	11.0	11	0
G.Earl	1	2	2.0	2	0
C.Brown	1	0	0.0	0	0
M.Greenwood	1	0	0.0	0	0
TEXANS	11	78	7.1	21	1
Opponents	13	174	13.4	41	0

PUNTING	No.	Yds	Avg	Net	TB	In	Lg	B
C.Stanley	76	3,161	41.6	36.7	5	15	62	0
TEXANS	76	3,161	41.6	36.7	5	15	62	0
Opponents	65	2,949	45.4	37.6	13	25	75	0

PUNT RETURNS	Ret	FC	Yds	Avg	Long	TD
D.Wynn	12	9	139	11.6	58	0
P.Buchanon	8	2	79	9.9	45	0
E.Shepherd	3	2	24	8.0	14	0
D.Lewis	0	2	0	0	0	0
TEXANS	23	15	242	10.5	58	0
Opponents	36	24	275	7.6	53t	1

KICKOFF RETURNS	No	Yds	Avg	Long	TD
D.Wynn	30	670	22.3	38	0
E.Shepherd	17	395	23.2	42	0
J.Mathis	7	192	27.4	87	0
P.Buchanon	5	106	21.2	28	0
W.Lundy	4	67	16.8	23	0
D.Anderson	3	90	30.0	38	0
D.Lewis	1	27	27.0	27	0
R.Alexander	1	18	18.0	18	0
T.Johnson	1	17	17.0	17	0
M.Bruener	1	8	8.0	8	0
J.Cook	1	2	2.0	2	0
K.Wong	0	17	0	17	0
TEXANS	71	1,609	22.7	87	0
Opponents	52	1,215	23.4	93t	1

FIELD GOALS	1-19	20-29	30-39	40-49	50+
K.Brown	1/1	4/4	3/5	11/13	0/2
TEXANS	1/1	4/4	3/5	11/13	0/2
Opponents	0/0	6/7	9/10	8/9	2/3

PASSING	Att	Comp	Yds	Cmp%	Yds/Att	TD	TD%	Int	Int%	Long	Sack/Lost	Rating
D.Carr	442	302	2,767	68.3	6.3	11	2.5	12	2.7	53	41/240	82.1
S.Rosenfels	39	27	265	69.2	6.8	3	7.7	1	2.6	28	1/5	103.0
W.Lundy	0	0	0	0.0	0.0	0	0.0	0	0.0	0	1/9	0.0
TEXANS	481	329	3,032	68.4	6.3	14	2.9	13	2.7	53	43/254	83.8
Opponents	505	328	3,635	65.0	7.2	22	4.4	11	2.2	83t	28/191	91.7

2006 FINAL STATISTICS (6-10)



DEFENSIVE STATISTICS

TACKLES	Solo	Asst	Total	Sk Yds	QB Press	INT- Yards	Pass Def.	Forced Fumbles	Fumble Recoveries
D.Ryans	126	30	156	3.5-30.5	9	1 (16)	8	1	1
M.Greenwood	84	26	110	1.0-0	1	1 (0)	4	2	3
D.Robinson	70	13	83	0.0-0	1	2 (9)	14	1	0
C.Brown	65	10	75	1.0-10.0	3	1 (0)	7	1	1
G.Earl	57	13	70	2.0-22.0	2	1 (2)	5	1	0
M.Williams	35	12	47	4.5-20.5	5	0-0	4	1	1
J.Simmons	30	8	38	0.0-0	0	1 (11)	2	0	0
L.Sanders	29	8	37	0.0-0	0	0-0	6	0	0
A.Maddox	24	13	37	2.0-9.0	1	0-0	0	0	0
A.Weaver	26	9	35	1.0-3.0	4	1 (21)	7	0	1
D.Faggins	27	3	30	1.0-2.0	1	2 (0)	12	1	2
D.McCleon	21	7	28	0.0-0	0	1 (19)	2	2	1
S.Orr	23	4	27	1.5-7.5	2	0-0	1	0	1
J.Babin	19	6	25	5.0-39.0	7	0-0	0	0	0
N.Kalu	16	5	21	2.0-21.0	7	0-0	1	0	0
Th.Johnson	15	4	19	0.0-0	3	0-0	0	0	0
A.PEEK	9	5	14	1.0-9.0	2	0-0	0	2	0
S.Payne	10	2	12	1.0-5.0	1	0-0	0	1	0
K.Wong	9	3	12	0.0-0	0	0-0	0	0	0
Tr.Johnson	8	3	11	0.0-0	0	0-0	1	0	0
G.Scott	7	4	11	0.0-0	0	0-0	0	0	0
L.Dalton	8	2	10	1.0-2.0	1	0-0	0	0	0
D.Wynn	4	2	6	0.0-0	0	0-0	0	0	0
C.Anderson	3	2	5	0.0-0	0	0-0	1	0	0
C.Killings	2	3	5	0.0-0	0	0-0	0	0	0
V.Hutchins	2	1	3	0.0-0	0	0-0	0	0	0
P.Buchanon	2	0	2	0.0-0	0	0-0	1	0	0
E.Cochran	2	0	2	0.0-0	0	0-0	0	0	0
A.Malone	1	1	2	0.5-2.5	0	0-0	0	0	0
D.Johnson	1	0	1	0.0-0	0	0-0	0	0	0
D.Polk	1	0	1	0.0-0	0	0-0	0	0	0
T.Evans	0	1	1	0.0-0	0	0-0	0	0	0
TEXANS	736	200	936	28.0-183.0	50	11 (43)	76	13	11

SPECIAL TEAMS STATISTICS

SPECIAL TEAMS	Solo	Asst	Total	PAT	Blocks Punt	FG	Forced Fumbles	Fumble Recoveries
T.Evans	11	2	13	0	0	0	0	0
C.Anderson	10	1	11	0	0	0	0	0
D.Polk	6	4	10	0	0	0	0	0
J.Simmons	9	0	9	0	0	0	0	0
K.Walter	8	0	8	0	0	0	0	0
L.Sanders	6	0	6	0	0	0	0	0
S.Orr	5	0	5	0	0	0	0	0
G.Earl	4	1	5	0	0	0	0	0
J.Cook	4	1	5	0	0	0	0	0
C.Taylor	3	0	3	0	0	0	0	0
B.Pittman	2	1	3	0	0	0	0	0
C.Brown	2	0	2	0	0	0	0	0
D.Anderson	2	0	2	0	0	0	0	0
D.Wynn	2	0	2	0	0	0	0	0
V.Leach	2	0	2	0	0	0	0	0
A.PEEK	2	0	2	0	0	0	0	0
V.Hutchins	2	0	2	0	0	0	0	0
O.Daniels	1	0	1	0	0	0	0	0
D.McCleon	1	0	1	0	0	0	0	0
G.Scott	1	0	1	0	0	0	0	0
O.Daniels	1	0	1	0	0	0	0	0
R.Alexander	1	0	1	0	0	0	0	0
S.Rosenfels	1	0	1	0	0	0	0	0
M.Stone	0	1	1	0	0	0	0	0
J.Babin	0	1	1	0	0	0	0	0
K.Garrett	0	1	1	0	0	0	0	0
S.Payne	0	0	0	1	0	0	0	0
TEXANS	86	13	99	1	0	0	0	0

2007 FINAL STATISTICS (8-8)



Date	W/L	Score	Opponent	Attendance
9/9	W	20-3	Kansas City	70,080*
9/16	W	34-21	at Carolina	73,665*
9/23	L	24-30	Indianapolis	70,765*
9/30	L	16-26	at Atlanta	69,312*
10/7	W	22-19	Miami	70,156*
10/14	L	17-37	at Jacksonville	63,715
10/21	L	36-38	Tennessee	70,734*
10/28	L	10-35	at San Diego	60,439*
11/4	W	24-17	at Oakland	49,603
11/18	W	23-10	New Orleans	70,780*
11/25	L	17-27	at Cleveland	72,730*
12/2	L	20-28	at Tennessee	69,143*
12/9	W	28-14	Tampa Bay	70,237*
12/13	W	31-13	Denver	70,747*
12/23	L	15-38	at Indianapolis	57,262*
12/30	W	42-28	Jacksonville	70,660*

*Sellouts

TEAM STATISTICS	TEXANS	Opponents
TOTAL FIRST DOWNS	295	325
Rushing	96	107
Passing	190	197
Penalty	9	21
3rd Down: Made/Att	86/193	83/198
3rd Down Pct.	44.6%	41.9%
4th Down: Made/Att	11/15	8/16
4th Down Pct.	73.3%	50.0%
Possession Avg.	29:41	30:19
TOTAL NET YARDS	5,337	5,507
Avg. Per Game	333.6	344.2
Total Plays	968	994
Avg. Per Play	5.5	5.5
NET YARDS RUSHING	1,586	1,825
Avg. Per Game	99.1	114.1
Total Rushes	417	417
NET YARDS PASSING	3,751	3,682
Avg. Per Game	234.4	230.1
Sacked/Yards Lost	22/174	31/196
Gross Yards	3,925	3,878
Attempts/Completions	529/346	546/361
Completion Pct.	65.4%	66.1%
Had Intercepted	21	11
PUNTS/AVERAGE	55/41.7	59/43.0
NET PUNTING AVG.	37.9	37.1
PENALTIES/YARDS	82/636	81/614
FUMBLES/BALL LOST	26/17	24/14
TOUCHDOWNS	43	43
Rushing	12	15
Passing	24	25
Returns	7	3

SCORE BY PERIODS	1	2	3	4	OT	Total
TEXANS	87	92	61	139	0	379
Opponents	81	132	90	81	0	384

SCORING	TD	Ru	Pa	Rt	PAT	FG	SAF	TP
K.Brown	0	0	0	0	40/40	25/29	0	115
A.Johnson	8	0	8	0	0/0	0/0	0	48
A.Davis	6	0	3	3e,f	0/0	0/0	1	38
R.Dayne	6	6	0	0	0/0	0/0	0	36
K.Walter	5	0	4	1b	0/0	0/0	0	30
O.Daniels	3	0	3	0	0/0	0/0	0	18
V.Leach	3	1	2	0	0/0	0/0	0	18
A.Green	2	2	0	0	0/0	0/0	0	12
J.Dreessen	2	0	2	0	0/0	0/0	0	12
D.Walker	1	1	0	0	0/0	0/0	1	8
S.Gado	1	1	0	0	0/0	0/0	1	8
J.Mathis	1	0	0	1c	0/0	0/0	0	6
S.Rosenfels	1	1	0	0	0/0	0/0	0	6
J.Putzier	1	0	1	0	0/0	0/0	0	6
D.Anderson	1	0	1	0	0/0	0/0	0	6
M.Williams	1	0	0	1a	0/0	0/0	0	6
D.Ryans	1	0	0	1d	0/0	0/0	0	6
TEXANS	43	12	24	7	40/40	25/29	3	379
Opponents	43	15	25	3	42/43	28/33	0	384

a-M.Williams 38-yard FUM ret. vs. KC (9/9); b-K.Walter FUM rec. in end zone at CAR (9/16); c-J.Mathis 84-yard kickoff ret. vs. IND (9/23); d-D.Ryans 26-yard FUM ret. vs. TEN (10/21); 3-A.Davis 97-yard kickoff ret. vs. TB (12/9); f-A.Davis 97-yard kickoff ret. and 104-yard kickoff ret. vs. JAX (12/31).

RUSHING	No.	Yds	Avg	Long	TD
R.Dayne	194	773	4.0	39	6
D.Walker	58	264	4.6	41	1
A.Green	70	260	3.7	18	2
A.Echemandu	20	85	4.3	20	0
M.Schaub	17	52	3.1	12	0
S.Rosenfels	21	51	2.4	19	1
S.Gado	18	46	2.6	7	1
K.Walter	5	30	6.0	13	0
J.Cook	8	24	3.0	9	0
V.Leach	2	2	1.0	1t	1
M.Turk	1	0	0.0	0	0
J.Jones	3	-1	-0.3	4	0
TEXANS	417	1,586	3.8	41	12
Opponents	417	1,825	4.4	76	15

RECEIVING	No.	Yds	Avg	Long	TD
K.Walter	65	800	12.3	46	4
O.Daniels	63	768	12.2	29	3
A.Johnson	60	851	14.2	77t	8
A.Davis	33	583	17.7	53t	3
V.Leach	25	108	4.3	15	2
R.Dayne	17	112	6.6	17	0
J.Jones	15	149	9.9	26	0
A.Green	14	123	8.8	53	0
D.Walker	13	81	6.2	9	0
D.Anderson	12	131	10.9	24	1
S.Gado	8	59	7.4	20	0
J.Cook	8	40	5.0	9	0
J.Putzier	6	39	6.5	11	1
J.Dreessen	4	55	13.8	28t	2
A.Echemandu	2	11	5.5	7	0
J.Mathis	1	15	15.0	15	0
TEXANS	346	3,925	11.3	77t	24
Opponents	361	3,878	10.7	74t	25

INTERCEPTIONS	No.	Yds	Avg	Long	TD
F.Bennett	3	47	15.7	33	0
D.Robinson	2	6	3.0	10	0
C.Brown	1	9	9.0	9	0
V.Hutchins	1	8	8.0	8	0
M.Greenwood	1	3	3.0	3	0
D.Clark	1	1	1.0	1	0
D.Ryans	1	1	1.0	1	0
T.Johnson	1	0	0.0	0	0
TEXANS	11	75	6.8	33	0
Opponents	21	272	13.0	70t	1

PUNTING	No.	Yds	Avg	Net	TB	In	Lg	B
M.Turk	55	2,296	41.7	37.9	3	24	59	0
TEXANS	55	2,296	41.7	37.9	3	24	59	0
Opponents	59	2,535	43.0	37.1	3	24	64	0

PUNT RETURNS	Ret	FC	Yds	Avg	Long	TD
J.Jones	30	7	286	9.5	74	0
D.Wynn	2	1	1	0.5	4	0
D.Anderson	1	0	0	0.0	0	0
TEXANS	33	8	287	8.7	74	0
Opponents	19	17	151	7.9	22	0

KICKOFF RETURNS	No.	Yds	Avg	Long	TD
A.Davis	32	968	30.3	104t	3
D.Wynn	22	523	23.8	39	0
J.Mathis	11	320	29.1	84t	1
J.Jones	4	78	19.5	23	0
J.Cook	2	33	16.5	21	0
V.Leach	2	26	13.0	14	0
K.Walter	1	7	7.0	7	0
M.Boulware	0	6	0	6	0
TEXANS	74	1,961	26.5	104t	4
Opponents	69	1,593	23.1	52	0

FIELD GOALS	1-19	20-29	30-39	40-49	50+
K.Brown	1/1	6/7	6/6	7/10	5/5
TEXANS	1/1	6/7	6/6	7/10	5/5
Opponents	0/0	14/14	6/7	6/8	2/4

PASSING	Att	Comp	Yds	Cmp%	Yds/Att	TD	TD%	Int	Int%	Long	Sack/Lost	Rating
M.Schaub	289	192	2,241	66.4	7.8	9	3.1	9	3.1	77t	16/126	87.2
S.Rosenfels	240	154	1,684	64.2	7.0	15	6.3	12	5.0	53t	6/48	84.8
TEXANS	529	346	3,925	65.4	7.4	24	4.5	21	4.0	77t	22/174	86.1
Opponents	546	361	3,878	66.1	7.1	25	4.6	11	2.0	74t	31/196	93.7

2007 FINAL STATISTICS (8-8)



DEFENSIVE STATISTICS

TACKLES	Solo	Asst	Total	Sk Yds	QB Press	INT- Yards	Pass Def.	Forced Fumbles	Fumble Recoveries
D.Ryans	98	29	127	2.0 (18.0)	2	1-1	7	1	3
M.Greenwood	90	28	118	1.0 (8.0)	2	1-3	4	1	0
V.Hutchins	77	16	93	0.5 (2.5)	1	1-8	6	0	0
C.Brown	64	19	83	0.0-0	0	1-9	8	2	3
M.Williams	43	16	59	14.0 (82.5)	15	0-0	1	2	1
F.Bennett	49	6	55	0.0-0	1	3-47	14	2	0
W.Demps	38	11	49	0.0-0	1	0-0	5	2	1
D.Faggins	37	6	43	0.0-0	0	0-0	4	1	1
D.Clark	34	9	43	0.0-0	1	1-1	1	0	0
A.Weaver	32	9	41	0.0-0	0	0-0	0	0	0
T.Johnson	27	14	41	0.0-0	0	1-0	5	0	0
D.Robinson	29	5	34	0.0-0	0	2-6	7	0	0
A.Okoye	23	9	32	5.5 (33.5)	8	0-0	0	1	0
E.Cochran	19	6	25	1.0 (6.0)	1	0-0	4	1	1
C.Anderson	15	9	24	2.0 (17.0)	3	0-0	1	0	0
J.Zgonina	10	7	17	0.0-0	1	0-0	0	0	0
A.Maddox	15	1	16	2.0 (14.0)	2	0-0	1	0	0
J.Fletcher	12	1	13	0.0-0	0	0-0	3	1	0
N.Kalu	8	5	13	3.0 (14.5)	7	0-0	1	0	0
M.Boulware	3	2	5	0.0-0	0	0-0	2	0	0
D.Wynn	4	1	5	0.0-0	0	0-0	4	0	0
Z.Diles	5	0	5	0.0-0	0	0-0	0	0	0
S.Orr	2	1	3	0.0-0	0	0-0	0	0	0
S.Barber	1	1	2	0.0-0	0	0-0	0	0	0
T.Bulman	2	0	2	0.0-0	1	0-0	0	0	0
J.Simmons	1	0	1	0.0-0	0	0-0	1	0	0
C.Killings	1	0	1	0.00	0	0-0	0	0	0
TEXANS	739	211	950	31.0-196.0	46	11-75	79	14	10

SPECIAL TEAMS STATISTICS

SPECIAL TEAMS	Solo	Asst	Total	PAT	Blocks Punt	FG	Forced Fumbles	Fumble Recoveries
J.Cook	12	1	13	0	0	0	0	0
J.Dreessen	9	1	10	0	0	0	0	0
Z.Diles	8	1	9	0	0	0	0	0
D.Clark	6	2	8	0	0	0	1	0
F.Bennett	5	2	7	0	0	0	0	0
C.Anderson	4	3	7	0	0	0	0	1
M.Boulware	4	2	6	1	0	0	0	0
J.Fletcher	6	0	6	0	0	0	0	0
C.Cox	6	0	6	0	0	0	0	0
S.Orr	4	1	5	0	0	0	0	0
S.Barber	3	1	4	0	0	0	0	0
V.Leach	3	1	4	0	0	0	0	0
D.Faggins	3	0	3	0	0	0	1	0
W.Demps	3	0	3	0	0	0	0	1
H.Williams	2	0	2	0	0	0	0	0
B.Pittman	2	0	2	0	0	0	0	0
K.Brown	1	0	1	0	0	0	0	0
D.Ryans	1	0	1	0	0	0	1	0
E.Cochran	1	0	1	0	0	0	0	0
D.Anderson	1	0	1	0	0	0	0	0
A.Davis	1	0	1	0	0	0	0	1
C.Brown	0	1	1	0	0	0	0	0
K.Walter	1	0	1	0	0	0	0	1
D.Wynn	1	0	1	0	0	0	0	0
D.Robinson	0	0	0	0	0	1	0	0
TEXANS	87	16	103	1	0	1	3	4

2008 FINAL STATISTICS (8-8)



Date	W/L	Score	Opponent	Attendance
9/7	L	17-38	at Pittsburgh	64,001*
9/21	L	12-31	at Tennessee	69,143*
9/28	L	27-30 OT	at Jacksonville	64,061*
10/5	L	27-31	Indianapolis	70,118*
10/12	W	29-28	Miami	70,023*
10/19	W	28-21	Detroit	70,081*
10/26	W	35-6	Cincinnati	70,112*
11/2	L	21-28	at Minnesota	62,839*
11/9	L	13-41	Baltimore	70,552*
11/16	L	27-33	at Indianapolis	66,201*
11/23	W	16-6	at Cleveland	72,077*
12/1	W	30-17	Jacksonville	70,809*
12/7	W	24-21	at Green Bay	70,245*
12/14	W	13-12	Tennessee	70,831*
12/21	L	16-27	at Oakland	43,687
12/28	W	31-24	Chicago	70,838*

*Sellouts

TEAM STATISTICS	TEXANS	Opponents
TOTAL FIRST DOWNS	340	300
Rushing	106	114
Passing	210	167
Penalty	24	19
3rd Down: Made/Att	83/197	74/188
3rd Down Pct.	42.1%	39.4%
4th Down: Made/Att	14/23	10/13
4th Down Pct.	60.9%	76.9%
POSSESSION AVG.	31:57	28:03
TOTAL NET YARDS	6,113	5,385
Avg. Per Game	382.1	336.6
Total Plays	1,019	935
Avg. Per Play	6.0	5.8
NET YARDS RUSHING	1,846	1,962
Avg. Per Game	115.4	122.6
Total Rushes	432	439
NET YARDS PASSING	4,267	3,423
Avg. Per Game	266.7	213.9
Sacked/Yards Lost	32/207	25/175
Gross Yards	4,474	3,598
Attempts/Completions	555/367	471/294
Completion Pct.	66.1%	62.4%
Had Intercepted	20	12
PUNTS/AVERAGE	53/42.3	67/44.4
NET PUNTING AVG.	35.2	37.2
PENALTIES/YARDS	80/664	81/659
FUMBLES/BALL LOST	28/12	19/10
TOUCHDOWNS	40	45
Rushing	16	18
Passing	21	24
Returns	3	3

SCORE BY PERIODS	1	2	3	4	OT	Total
TEXANS	77	109	78	102	0	366
Opponents	84	85	86	136	3	394

SCORING	TD	Ru	Pa	Rt	PAT	FG	SAF	TP
K.Brown	0	0	0	0	37/37	29/33	0	124
S.Slaton	10	9	1	0	0/0	0/0	0	60
A.Johnson	8	0	8	0	0/0	0/0	1	50
K.Walter	8	0	8	0	0/0	0/0	0	48
A.Green	3	3	0	0	0/0	0/0	0	18
M.Schaub	2	2	0	0	0/0	0/0	0	12
O.Daniels	2	0	2	0	0/0	0/0	0	12
D.Anderson	2	0	2	0	0/0	0/0	0	12
J.Jones	2	0	0	2a	0/0	0/0	0	12
R.Moats	1	1	0	0	0/0	0/0	0	6
V.Leach	1	1	0	0	0/0	0/0	0	6
J.Reeves	1	0	0	1b	0/0	0/0	0	6
TEXANS	40	16	21	3	37/37	29/33	1	366
Opponents	45	18	24	3	43/43	25/29	2	394

a- J.Jones 70-yard punt return vs. MIA (10/12); J.Jones 73-yard punt return vs. CIN (10/26); b- J.Reeves 44-yard INT return at MIN (11/2).

RUSHING	No.	Yds	Avg	Long	TD
S.Slaton	268	1282	4.8	71t	9
A.Green	74	294	4.0	14	3
R.Moats	26	94	3.6	12	1
M.Schaub	31	68	2.2	10	2
C.Taylor	14	37	2.6	17	0
S.Rosenfels	11	37	3.4	15	0
K.Walter	3	23	7.7	13	0
M.Turk	1	18	18.0	18	0
V.Leach	1	1	1.0	1t	1
C.Sapp	2	-3	-1.5	0	0
J.Jones	1	-5	-5.0	-5	0
TEXANS	432	1,846	4.3	71t	16
Opponents	439	1,962	4.5	41t	18

RECEIVING	No.	Yds	Avg	Long	TD
A.Johnson	115	1575	13.7	65	8
O.Daniels	70	862	12.3	35	2
K.Walter	60	899	15.0	61	8
S.Slaton	50	377	7.5	46	1
D.Anderson	19	241	12.7	65	2
A.Davis	13	213	16.4	49	0
V.Leach	12	103	8.6	22	0
J.Dreessen	11	77	7.0	13	0
A.Green	11	32	2.9	8	0
J.Jones	3	81	27.0	45	0
R.Moats	3	14	4.7	5	0
TEXANS	367	4,474	12.2	65	21
Opponents	294	3,598	12.2	96t	24

INTERCEPTIONS	No.	Yds	Avg	Long	TD
J.Reeves	4	108	27.0	44t	1
E.Wilson	2	36	18.0	19	0
F.Bennett	2	26	13.0	23	0
D.Robinson	2	0	0.0	0	0
A.Weaver	1	8	8.0	8	0
Z.Diles	1	0	0.0	0	0
TEXANS	12	178	14.8	44t	1
Opponents	20	221	11.1	99t	1

PUNTING	No.	Yds	Avg	Net	TB	In	Lg	B
M.Turk	55	2,296	41.7	37.9	3	24	59	0
TEXANS	55	2,296	41.7	37.9	3	24	59	0
Opponents	59	2,535	43.0	37.1	3	24	64	0

PUNT RETURNS	Ret	FC	Yds	Avg	Long	TD
J.Jones	32	17	386	12.1	73t	2
TEXANS	32	17	386	12.1	73t	2
Opponents	21	14	235	11.2	80t	1

KICKOFF RETURNS	No	Yds	Avg	Long	TD
A.Davis	43	993	23.1	50	0
J.Jones	13	280	21.5	30	0
R.Moats	9	212	23.6	32	0
V.Leach	3	34	11.3	15	0
C.Taylor	1	17	17.0	17	0
C.White	1	7	7.0	7	0
C.Sapp	1	7	7.0	7	0
K.Walter	1	0	0.0	0	0
TEXANS	72	1,550	21.5	50	0
Opponents	73	1,630	22.3	49	0

FIELD GOALS	1-19	20-29	30-39	40-49	50+
K.Brown	0/0	9/10	10/10	8/10	2/3
TEXANS	0/0	9/10	10/10	8/10	2/3
Opponents	0/0	3/3	11/12	7/9	4/5

PASSING	Att	Comp	Yds	Cmp%	Yds/Att	TD	TD%	Int	Int%	Long	Sack/Lost	Rating
M.Schaub	380	251	3,043	66.1	8.0	15	3.9	10	2.6	65	23/149	92.7
S.Rosenfels	174	116	1,431	66.7	8.2	6	3.4	10	5.7	61	9/58	79.5
M.Turk	1	0	0	0.0	0.0	0	0.0	0	0.0	0	0/0	39.6
TEXANS	555	367	4,474	66.1	8.1	21	3.8	20	3.6	65	32/207	88.4
Opponents	471	294	3,598	62.4	7.6	24	5.1	12	2.5	96t	25/175	92.3

2008 FINAL STATISTICS (8-8)



DEFENSIVE STATISTICS

TACKLES	Solo	Asst	Total	Sk Yds	QB Press	INT- Yards	Pass Def.	Forced Fumbles	Fumble Recoveries
D.Ryans	86	26	112	1.0-9	4	0-0	4	2	3
Z.Diles	47	19	66	1.0-9	2	1-0	2	1	0
E.Wilson	52	11	63	0.0-0	0	2-36	7	0	0
M.Williams	44	9	53	12.0-82	25	0-0	0	4	0
N.Ferguson	42	10	52	0.0-0	1	0-0	2	1	1
J.Reeves	47	3	50	0.0-0	0	4-108	19	1	0
A.Weaver	28	17	45	0.0-0	0	1-8	1	0	0
M.Greenwood	31	12	43	0.0-0	0	0-0	1	0	0
F.Bennett	33	8	41	0.0-0	0	2-26	6	2	0
D.Robinson	35	3	38	0.0-0	1	2-0	6	0	0
X.Adibi	26	8	34	0.0-0	1	0-0	0	0	1
K.Bentley	22	12	34	1.0-15	1	0-0	1	0	1
W.Demps	20	10	30	0.0-0	0	0-0	0	0	0
B.Harrison	21	9	30	0.0-0	1	0-0	1	0	0
T.Johnson	24	5	29	1.0-3	5	0-0	2	1	0
De.Robinson	19	8	27	0.0-0	0	0-0	0	1	0
A.Okoye	15	9	24	1.0-13	3	0-0	2	1	1
D.Faggins	16	3	19	0.0-0	0	0-0	2	0	0
J.Zgonina	13	6	19	0.0-0	1	0-0	0	0	1
T.Bulman	10	7	17	4.0-14	9	0-0	0	0	1
E.Cochran	13	4	17	2.0-21	3	0-0	1	0	0
C.Brown	12	3	15	0.0-0	0	0-0	1	0	0
D.Barber	4	1	5	1.0-9	1	0-0	1	0	0
C.Thompson	4	1	5	1.0-0	4	0-0	1	0	0
F.Okam	2	2	4	0.0-0	0	0-0	0	0	0
N.Kalu	2	2	4	0.0-0	0	0-0	0	0	0
J.Nading	3	1	4	0.0-0	0	0-0	0	0	0
TEAM	3	0	3	0.0-0	0	0-0	0	0	0
A.Molden	1	0	1	0.0-0	0	0-0	0	0	0
TEXANS	675	209	884	25.0-175	62	12-178	60	14	9

SPECIAL TEAMS STATISTICS

SPECIAL TEAMS	Solo	Asst	Total	PAT	Blocks Punt	FG	Forced Fumbles	Fumble Recoveries
K.Bentley	16	7	23	0	0	0	0	0
A.Molden	16	3	19	0	0	0	0	1
D.Barber	8	2	10	0	0	0	0	0
D.Faggins	7	2	9	0	0	0	0	0
J.Dreessen	6	2	8	0	0	0	0	0
C.Thompson	4	4	8	0	0	0	0	0
N.Ferguson	6	1	7	0	0	0	0	0
C.Sapp	5	0	5	0	0	0	0	0
V.Leach	4	0	4	0	0	0	0	0
J.Reeves	2	1	3	0	0	0	0	1
B.Harrison	3	0	3	0	0	0	0	0
A.Davis	3	0	3	0	0	0	0	0
W.Demps	0	2	2	0	0	0	0	0
R.Moats	1	2	3	0	0	0	1	0
J.Nading	1	1	2	0	0	0	0	0
M.Greenwood	0	2	2	0	0	0	0	0
C.Taylor	1	0	1	0	0	0	0	0
F.Bennett	2	0	2	0	0	0	0	0
T.Bulman	1	0	1	0	0	0	0	0
K.Brown	1	0	1	0	0	0	0	1
X.Adibi	1	0	1	0	0	0	0	0
D.Anderson	0	1	1	0	0	0	0	0
B.Pittman	0	1	1	0	0	0	0	0
TEAM	1	0	1	0	0	0	0	0
J.Jones	0	0	0	0	0	0	1	1
TEXANS	89	31	120	0	0	0	2	4

2009 FINAL STATISTICS (9-7)



Date	W/L	Score	Opponent	Attendance
9/13	L	7-24	N.Y. Jets	70,118*
9/20	W	34-31	at Tennessee	69,143*
9/27	L	24-31	Jacksonville	70,083*
10/4	W	29-6	Oakland	70,291*
10/11	L	21-28	at Arizona	61,819
10/18	W	28-17	at Cincinnati	64,019*
10/25	W	24-21	San Francisco	70,820*
11/1	W	31-10	at Buffalo	69,790
11/8	L	17-20	at Indianapolis	66,033*
11/23	L	17-20	Tennessee	71,153*
11/29	L	27-35	Indianapolis	70,990*
12/6	L	18-23	at Jacksonville	42,079
12/13	W	34-7	Seattle	70,380*
12/20	W	16-13	at St. Louis	46,256
12/27	W	27-20	at Miami	65,847
1/3/10	W	34-27	New England	71,029*

*Sellouts

TEAM STATISTICS	TEXANS	Opponents
TOTAL FIRST DOWNS	340	300
Rushing	93	91
Passing	231	175
Penalty	16	34
3rd Down: Made/Att	82/204	79/201
3rd Down Pct.	40.2%	39.3%
4th Down: Made/Att	8/12	9/21
4th Down Pct.	66.7%	42.9%
POSSESSION AVG.	31:54	28:06
TOTAL NET YARDS	6,129	5,198
Avg. Per Game	383.1	324.9
Total Plays	1,043	974
Avg. Per Play	5.9	5.3
NET YARDS RUSHING	1,475	1,711
Avg. Per Game	92.2	106.9
Total Rushes	425	396
NET YARDS PASSING	4,654	3,487
Avg. Per Game	290.9	217.9
Sacked/Yards Lost	25/149	30/187
Gross Yards	4,803	3,674
Attempts/Completions	593/399	548/344
Completion Pct.	67.3%	62.8%
Had Intercepted	17	14
PUNTS/AVERAGE	67/42.8	76/46.8
NET PUNTING AVG.	39.4	40.4
PENALTIES/YARDS	95/833	92/728
FUMBLES/BALL LOST	21/11	27/13
TOUCHDOWNS	46	39
Rushing	13	17
Passing	29	19
Returns	4	3

SCORE BY PERIODS	1	2	3	4	OT	Total
TEXANS	89	131	75	93	0	388
Opponents	57	135	58	83	0	333

SCORING	TD	Ru	Pa	Rt	PAT	FG	SAF	TP
K.Brown	0	0	0	0	43/44	21/32	0	106
A.Johnson	9	0	9	0	0/0	0/0	1	56
J.Jones- b	7	0	6	1	0/0	0/0	0	42
S.Slaton	7	3	4	0	0/0	0/0	0	42
R.Moats	5	4	1	0	0/0	0/0	0	30
O.Daniels	5	0	5	0	0/0	0/0	0	30
C.Brown	3	3	0	0	0/0	0/0	0	18
A.Foster	3	3	0	0	0/0	0/0	0	18
K.Walter	2	0	2	0	0/0	0/0	0	12
B.Pollard - c	2	0	0	2	0/0	0/0	0	12
J.Dreessen	1	0	1	0	0/0	0/0	0	6
V.Leach	1	0	1	0	0/0	0/0	0	6
D.Barber - a	1	0	0	1	0/0	0/0	0	6
Z.Diles	0	0	0	0	0/0	0/0	0	2
B.Cushing	0	0	0	0	0/0	0/0	0	2
TEXANS	46	13	29	4	43/44	21/32	1	388
Opponents	39	17	19	3	39/39	20/23	0	333

2-Pt. Conversions: TEXANS 1/ 2, Opponents: 0/ 0
a-48-yard fumble returned for touchdown (NYJ); b-95-yard punt return for touch-
down (OAK); c-70-yard interception return for touchdown (SEA) fumble recovery in
end zone (NE).

RUSHING	No.	Yds	Avg	Long	TD
S.Slaton	131	437	3.3	32t	3
R.Moats	101	390	3.9	17	4
C.Brown	79	267	3.4	13	3
A.Foster	54	257	4.8	24	3
M.Schaub	48	57	1.2	19	0
K.Walter	4	26	6.5	13	0
J.Jones	3	22	7.3	17	0
A.Johnson	2	10	5.0	7	0
R.Grossman	3	9	3.0	8	0
TEXANS	425	1,475	3.5	32t	13
Opponents	396	1,711	4.3	91t	17

RECEIVING	No.	Yds	Avg	Long	TD
A.Johnson	101	1,569	15.5	72t	9
K.Walter	53	611	11.5	41	2
S.Slaton	44	417	9.5	38t	4
O.Daniels	40	519	13.0	44	5
D.Anderson	38	370	9.7	27	0
J.Jones	27	437	16.2	45	6
J.Dreessen	26	320	12.3	25t	1
V.Leach	20	155	7.8	26	1
C.Brown	16	74	4.6	12	0
R.Moats	13	106	8.2	20	1
A.Foster	8	93	11.6	20	0
J.Casey	6	64	10.7	32	0
A.Davis	6	59	9.8	21	0
A.Hill	1	9	9.0	9	0
TEXANS	399	4,803	12.0	72t	29
Opponents	344	3,674	10.7	69t	19

INTERCEPTIONS	No.	Yds	Avg	Long	TD
B.Pollard	4	121	30.3	70t	1
B.Cushing	4	26	6.5	20	0
E.Wilson	2	29	14.5	16	0
J.Reeves	1	19	19.0	19	0
J.Busing	1	14	14.0	14	0
D.Barber	1	3	3.0	3	0
B.McCain	1	0	0.0	0	0
TEXANS	14	212	15.1	70t	1
Opponents	17	294	17.3	91t	3

PUNTING	No.	Yds	Avg	Net	TB	In	Lg	B
M.Turk	67	2,866	42.8	39.4	6	24	62	0
TEXANS	67	2,866	42.8	39.4	6	24	62	0
Opponents	76	3,557	46.8	40.4	2	27	67	0

PUNT RETURNS	Ret	FC	Yds	Avg	Long	TD
J.Jones	39	14	426	10.9	62	0
G.Martinez	6	1	23	3.8	11	0
TEXANS	45	15	449	10.0	62	0
Opponents	24	24	104	4.3	18	0

KICKOFF RETURNS	No	Yds	Avg	Long	TD
A.Davis	33	782	23.7	63	0
J.Jones	24	638	26.6	95t	1
V.Leach	2	23	11.5	15	0
G.Martinez	1	6	6.0	6	0
J.Busing	1	0	0.0	0	0
D.Robinson	1	0	0.0	0	0
J.Casey	1	0	0.0	0	0
K.Walter	1	0	0.0	0	0
TEXANS	64	1,449	22.6	95t	1
Opponents	71	1,597	22.5	71	0

FIELD GOALS	1-19	20-29	30-39	40-49	50+
K.Brown	0/0	11/13	6/9	2/6	2/4
TEXANS	0/0	11/13	6/9	2/6	2/4
Opponents	0/0	5/5	4/5	4/5	7/8

PASSING	Att	Comp	Yds	Cmp%	Yds/Att	TD	TD%	Int	Int%	Long	Sack/Lost	Rating
M.Schaub	583	396	4,770	67.9	8.2	29	5.0	15	2.6	72t	25/149	98.6
R.Grossman	9	3	33	33.3	3.7	0	0.0	1	11.1	21	0/0	5.6
C.Brown	1	0	0	0.0	0.0	0	0.0	1	100.0	0	0/0	0.0
TEXANS	593	399	4,803	67.3	8.1	29	4.9	17	2.9	72t	25/149	96.3
Opponents	548	344	3,674	62.8	6.7	19	3.5	14	2.6	69t	30/187	83.2

2009 FINAL STATISTICS (9-7)



DEFENSIVE STATISTICS

TACKLES	Solo	Asst	Total	Sk Yds	Tackles For Loss	QB Hits	INT-Yards	Pass Def.	Forced Fumbles	Fumble Recoveries
B.Cushing	86	47	133	4.0-31	13	13	4-26	10	2	0
D.Ryans	93	30	123	1.0-7	14	5	0-0	2	1	1
B.Pollard	82	20	102	1.5-10	4	2	4-121	7	1	3
G.Quin	54	10	64	0.0-0	3	0	0-0	11	0	0
Z.Diles	45	16	61	0.0-0	7	1	0-0	1	2	1
Du.Robinson	42	7	49	0.0-0	6	0	0-0	5	0	0
M.Williams	38	5	43	9.0-52	13	20	0-0	3	2	1
A.Okoye	26	12	38	1.5-8	6	6	0-0	3	0	0
A.Smith	26	8	34	4.5-26	6	18	0-0	1	2	2
E.Wilson	23	6	29	0.0-0	0	0	2-29	3	1	0
J.Zgonina	23	5	28	2.5-11	3	3	0-0	0	0	1
J.Reeves	23	5	28	0.0-0	0	0	1-19	7	0	0
D.Barber	21	4	25	0.0-0	0	1	1-3	4	0	1
S.Cody	12	9	21	0.5-1	1	2	0-0	1	0	0
J.Busing	19	1	20	0.0-0	0	1	1-140	3	0	0
De.Robinson	16	4	20	0.0-0	0	0	0-0	4	1	0
T.Bulman	12	6	18	0.0-0	1	3	0-0	1	0	0
C.Barwin	11	5	16	4.5-43	4	7	0-0	3	0	1
F.Bennett	12	3	15	0.0-0	0	0	0-0	1	0	0
B.McCain	11	0	11	0.0-0	0	0	1-0	3	0	0
A.Johnson	4	0	4	0.0-0	0	0	0-0	0	0	1
D.Anderson	3	0	3	0.0-0	0	0	0-0	0	0	0
N.Ferguson	2	1	3	0.0-0	0	0	0-0	1	0	0
X.Adibi	2	1	3	0.0-0	0	1	0-0	0	0	0
B.Russell	1	2	3	0.0-0	0	0	0-0	0	0	0
T.Jamison	2	0	2	0.0-0	0	0	0-0	0	0	0
J.Jones	2	0	2	0.0-0	0	0	0-0	0	0	1
K.Bentley	1	0	1	0.0-0	0	0	0-0	0	0	0
J.Casey	1	0	1	0.0-0	1	0	0-0	0	0	0
J.Dreessen	1	0	1	0.0-0	0	0	0-0	0	0	0
C.Pitts	1	0	1	0.0-0	0	0	0-0	0	0	0
K.Studdard	1	0	1	0.0-0	0	0	0-0	0	0	0
C.Myers	1	0	1	0.0-0	0	0	0-0	0	0	0
E.Winston	1	0	1	0.0-0	0	0	0-0	0	0	0
C.White	1	0	1	0.0-0	0	0	0-0	0	0	0
O.Daniels	1	0	1	0.0-0	0	0	0-0	0	0	0
K.Walter	1	0	1	0.0-0	0	0	0-0	0	0	0
M.Schaub	1	0	1	0.0-0	0	0	0-0	0	0	1
R.Grossman	0	0	0	0.0-0	0	0	0-0	0	0	1
V.Leach	0	0	0	0.0-0	0	0	0-0	0	0	1
TEXANS	702	207	909	30.0-91	82	83	14-212	74	12	16

SPECIAL TEAMS STATISTICS

SPECIAL TEAMS	Solo	Asst	Total	PAT	Blocks Punt	FG	Forced Fumbles	Fumble Recoveries
K.Bentley	9	11	20	0	0	0	0	0
A.Davis	11	1	12	0	0	0	0	2
J.Busing	7	5	12	0	0	0	0	0
G.Martinez	6	3	9	0	0	0	0	0
D.Barber	7	1	8	0	0	0	0	1
X.Adibi	7	1	8	0	0	0	1	0
R.Moats	6	0	6	0	0	0	0	0
N.Ferguson	6	1	7	0	0	0	0	0
J.Dreessen	4	2	6	0	0	0	0	0
C.Thompson	3	2	5	0	0	0	0	0
J.Casey	4	1	5	0	0	0	0	0
G.Quin	2	2	4	0	0	0	0	0
F.Bennett	3	0	3	0	0	0	0	1
C.Barwin	2	1	3	0	0	0	0	0
B.McCain	3	1	4	0	0	0	0	0
J.Reeves	2	1	3	0	0	0	0	0
A.Molden	1	1	2	0	0	0	0	0
A.Foster	1	1	2	0	0	0	0	0
D.Brown	1	0	1	0	0	0	0	0
B.Russell	1	0	1	0	0	0	0	0
K.Brown	1	0	1	0	0	0	0	0
Z.Diles	0	1	1	0	0	0	0	0
TEXANS	87	36	123	0	0	0	1	4
Opponents	71	23	94	0	0	3	0	3

2010 FINAL STATISTICS (6-10)



Date	W/L	Score	Opponent	Attendance
9/12	W	34-24	Indianapolis	70,974*
9/19	W	30-27 OT	at Washington	88,240*
9/26	L	13-27	Dallas	71,456*
10/3	W	31-24	at Oakland	32,218
10/10	L	10-34	N.Y. Giants	71,110*
10/17	W	35-31	Kansas City	70,926*
11/1	L	17-30	at Indianapolis	66,363*
11/7	L	23-29	San Diego	70,886*
11/14	L	24-31	at Jacksonville	62,340
11/21	L	27-30	at N.Y. Jets	78,843*
11/28	W	20-0	Tennessee	70,855*
12/2	L	24-34	at Philadelphia	69,144*
12/13	L	28-34 OT	Baltimore	71,413*
12/19	L	17-31	at Tennessee	69,143*
12/26	L	23-24	at Denver	73,691*
1/2/11	W	34-17	Jacksonville	71,023*

*Sellouts

TEAM STATISTICS

	Texans	Opponents
TOTAL FIRST DOWNS	360	352
Rushing	118	113
Passing	222	211
Penalty	20	28
3rd Down: Made/Att	79/192	77/195
3rd Down Pct.	41.1%	39.5%
4th Down: Made/Att	9/19	11/13
4th Down Pct.	47.4%	84.6%
POSSESSION AVG.	29:06	30:54
TOTAL NET YARDS	6,186	6,031
Avg. Per Game	386.6	376.9
Total Plays	1,029	1,010
Avg. Per Play	6.0	6.0
NET YARDS RUSHING	2,042	1,751
Avg. Per Game	127.6	109.4
Total Rushes	423	433
NET YARDS PASSING	4,144	4,280
Avg. Per Game	259.0	267.5
Sacked/Yards Lost	32/226	30/219
Gross Yards	4,370	4,499
Attempts/Completions	574/365	547/354
Completion Pct.	63.6%	64.7%
Had Intercepted	12	13
PUNTS/AVERAGE	63/42.1	67/43.7
NET PUNTING AVG.	36.8	38.1
PENALTIES/YARDS	90/690	105/851
FUMBLES/BALL LOST	15/6	16/5
TOUCHDOWNS	44	52
Rushing	20	16
Passing	24	33
Returns	0	3

SCORE BY PERIODS

	1	2	3	4	OT	Total
TEXANS	53	98	108	128	3	390
Opponents	96	139	75	111	6	427

SCORING

	TD	Ru	Pa	Rt	PAT	FG	SAF	TP
N.Rackers	0	0	0	0	43/43	27/30	0	124
A.Foster	18	16	2	0	0/0	0/0	0	108
A.Johnson	8	0	8	0	0/0	0/0	0	48
K.Walter	5	0	5	0	0/0	0/0	0	30
D.Ward	4	4	0	0	0/0	0/0	0	24
J.Dreessen	4	0	4	0	0/0	0/0	0	24
J.Jones	3	0	3	0	0/0	0/0	0	20
Q.Daniels	2	0	2	0	0/0	0/0	0	12
TEXANS	44	20	24	0	43/43	27/30	0	390
Opponents	52	16	33	3	50/50	21/27	0	427

2-Pt. Conversions: TEXANS 1/1, Opponents: 1/1

Sacks: M.Williams 8.5, M.Anderson 4.0, A.Smith 4.0, A.Okoye 3.0, B.Pollard 2.5, B.Cushing 1.5, T.Jamison 1.0, D.Lewis 1.0, E.Mitchell 1.0, T.Nolan 1.0, D.Ryans 1.0, D.Sharpton 1.0, J.Nading 0.5. **TEXANS: 30.0, Opponents: 32.0**

Fumbles/Lost: M.Schaub 9/3, A.Foster 3/2, J.Dreessen 1/1, A. Johnson 1/0, J.Jones 1/0. **TEXANS: 15/6, Opponents: 16/5**

Fumble Recoveries: G.Quin 2, K.Bentley 1, T.Nolan 1, A.Okoye 1. **Total: 5**

RUSHING	No.	Yds	Avg	Long	TD
A.Foster	327	1,616	4.9	74t	16
D.Ward	50	315	6.3	38t	4
S.Slaton	19	93	4.9	23	0
M.Schaub	22	28	1.3	8	0
A.Johnson	2	10	5.0	7	0
J.Jones	2	7	3.5	10	0
M.Turk	1	-27	-27.0	-27	0
TEXANS	423	2,042	4.8	74t	20
Opponents	433	1,751	4.0	42	16

RECEIVING	No.	Yds	Avg	Long	TD
A.Johnson	86	1,216	14.1	60	8
A.Foster	66	604	9.2	50	2
K.Walter	51	621	12.2	35	5
J.Jones	51	562	11.0	47	3
O.Daniels	38	471	12.4	31	2
J.Dreessen	36	518	14.4	43t	4
D.Anderson	11	117	10.6	35	0
J.Casey	8	98	12.3	33	0
V.Leach	8	91	11.4	21	0
D.Ward	7	61	8.7	12	0
S.Slaton	3	11	3.7	12	0
D.Dickerson	0	0	0.0	0	0
TEXANS	365	4,370	12.0	60	24
Opponents	354	4,499	12.7	73t	33

INTERCEPTIONS	No.	Yds	Avg	Long	TD
T.Nolan	3	35	11.7	20	0
G.Quin	3	12	4.0	10	0
J.Allen	3	1	0.3	1	0
K.Jackson	2	23	11.5	23	0
K.Bentley	1	18	18.0	18	0
S.McManis	1	1	1.0	1	0
TEXANS	13	90	6.9	23	0
Opponents	12	107	8.9	25t	2

PUNTING	No.	Yds	Avg	Net	TB	In	Lg	B
M.Turk	63	2,650	42.1	36.8	5	19	60	0
TEXANS	63	2,650	42.1	36.8	5	19	60	0
Opponents	67	2,930	43.7	38.1	7	31	59	0

PUNT RETURNS	Ret	FC	Yds	Avg	Long	TD
J.Jones	29	15	204	7.0	39	0
D.Anderson	4	1	26	6.5	17	0
B.Pollard	1	0	5	5.0	5	0
A.Molden	1	0	0	0.0	0	0
TEXANS	35	16	235	6.7	39	0
Opponents	29	14	233	8.0	30	0

KICKOFF RETURNS	No	Yds	Avg	Long	TD
S.Slaton	39	767	19.7	50	0
J.Jones	23	494	21.5	35	0
V.Leach	3	40	13.3	26	0
S.McManis	1	25	25.0	25	0
E.Mitchell	1	0	0.0	0	0
TEXANS	67	1,326	19.8	50	0
Opponents	72	1,741	24.2	103t	1

FIELD GOALS	1-19	20-29	30-39	40-49	50+
N.Rackers	0/0	8/8	11/11	5/7	3/4
TEXANS	0/0	8/8	11/11	5/7	3/4
Opponents	0/0	6/7	9/10	6/8	0/2

PASSING	Att	Comp	Yds	Cmp%	Yds/Att	TD	TD%	Int	Int%	Long	Sack/Lost	Rating
M.Schaub	574	365	4,370	63.6	7.6	24	4.2	12	2.1	60	32/226	92.0
TEXANS	574	365	4,370	63.6	7.6	24	4.2	12	2.1	60	32/226	92.0
Opponents	547	354	4,499	64.7	8.2	33	6.0	13	2.4	73t	30/219	100.5

2010 FINAL STATISTICS (6-10)



DEFENSIVE STATISTICS

TACKLES	Solo	Asst	Total	Sk Yds	Tackles For Loss	QB Press	INT-Yards	Pass Def.	Forced Fumbles	Fumble Recoveries
B.Pollard	82	30	112	2.5-14	4	4	0-0	5	4	0
G.Quin	71	14	85	0.0-0	3	1	3-12	14	1	2
Z.Diles	58	23	81	0.0-0	4	2	0-0	0	0	0
B.Cushing	53	23	76	1.5-12	8	12	0-0	4	1	0
K.Jackson	57	13	70	0.0-0	1	0	2-23	10	0	0
E.Wilson	41	15	56	0.0-0	0	0	0-0	3	0	0
D.Ryans	32	22	54	1.0-10	2	2	0-0	2	0	0
K.Bentley	32	19	51	0.0-0	3	2	1-18	1	0	1
A.Okoye	27	17	44	3.0-27	7	11	0-0	0	0	1
S.Cody	21	17	38	0.0-0	3	2	0-0	0	0	0
A.Smith	23	15	38	4.0-28	6	17	0-0	2	1	0
T.Nolan	27	9	36	1.0-8	1	2	3-35	5	0	1
M.Williams	22	6	28	8.5-54.5	10	19	0-0	2	1	0
E.Mitchell	18	10	28	1.0-8	3	1	0-0	0	0	0
J.Allen	22	1	23	0.0-0	0	0	3-1	4	0	0
B.McCain	17	5	22	0.0-0	0	0	0-0	2	0	0
M.Anderson	16	5	21	4.0-36	6	8	0-0	2	0	0
D.Sharpton	13	8	21	1.0-9	3	1	0-0	0	0	0
X.Adibi	13	5	18	0.0-0	2	0	0-0	0	1	0
D.Lewis	13	4	17	1.0-6	1	1	0-0	1	0	0
T.Jamison	12	3	15	1.0-3	2	1	0-0	0	0	0
J.Nading	4	5	9	0.5-3.5	0	1	0-0	1	0	0
D.Nixon	6	0	6	0.0-0	0	0	0-0	0	0	0
A.Ogunleye	1	1	2	0.0-0	0	1	0-0	0	0	0
S.McManis	1	1	2	0.0-0	0	0	1-1	1	0	0
M.Schaub	1	0	1	0.0-0	0	0	0-0	0	0	1
D.Barber	1	0	1	0.0-0	0	0	0-0	0	0	0
A.Foster	0	0	0	0.0-0	0	0	0-0	0	1	1
D.Anderson	0	0	0	0.0-0	0	0	0-0	0	1	1
TEXANS	684	271	955	30.0-219	69	88	13-90	59	11	8
Opponents	726	236	962	32.0-226	73	71	12-107	71	13	12

MISCELLANEOUS TACKLES: S.Slaton 2, A.Johnson 2, J.Dreessen 2, C.Myers 2, K.Walter 2, TEAM 2, M.Schaub 1, W.Smith 1, D.Anderson 1, D.Brown 1, O.Daniels 1

MISCELLANEOUS FUMBLE RECOVERIES: E.Winston 2, R.Butler 1, A.Johnson 1, J.Jones 1, M.Schaub 1, W.Smith 1, D.Ward 1

SPECIAL TEAMS STATISTICS

	Solo	Asst	Total	PAT	Blocks Punt	FG	Forced Fumble	Fumble Recoveries
J.Casey	10	7	17	0	0	0	0	0
D.Sharpton	10	3	13	0	0	0	0	0
T.Nolan	10	3	13	0	0	0	0	0
S.McManis	8	3	11	0	0	0	0	0
N.Rackers	4	4	8	0	0	0	0	0
V.Leach	6	2	8	0	0	0	0	0
J.Dreessen	7	0	7	0	0	0	0	0
A.Molden	5	1	6	0	0	0	0	0
D.Barber	4	1	5	0	0	0	0	0
J.Allen	2	2	4	0	0	0	0	0
D.Anderson	4	0	4	0	0	0	1	0
S.Keglar	3	1	4	0	0	0	0	0
K.Bentley	3	1	4	0	0	0	0	0
X.Adibi	3	1	4	0	0	0	1	0
D.Nixon	2	2	4	0	0	0	0	0
B.McCain	3	0	3	0	0	0	0	0
J.Weeks	1	2	3	0	0	0	0	0
K.Paymah	2	0	2	0	0	0	0	0
G.Graham	2	0	2	0	0	0	0	0
J.Nading	1	0	1	0	0	0	0	0
J.Wall	1	0	1	0	0	0	0	0
Z.Diles	1	0	1	0	0	0	0	0
M.Turk	0	1	1	0	0	0	0	0
B.Pollard	0	0	0	0	0	1	0	0
TEXANS	93	34	127	0	0	1	2	0
Opponents	94	39	133	0	0	0	0	3

2011 FINAL STATISTICS (10-6)



Date	W/L	Score	Opponent	Attendance
9/11	W	34-7	Indianapolis	71,444
9/18	W	23-13	at Miami	51,032
9/25	L	33-40	at New Orleans	73,002
10/2	W	17-10	Pittsburgh	71,585
10/9	L	20-25	Oakland	71,420
10/16	L	14-29	at Baltimore	71,154
10/23	W	41-7	at Tennessee	69,143
10/30	W	24-14	Jacksonville	71,412
11/6	W	30-12	Cleveland	71,511
11/13	W	37-9	at Tampa Bay	56,037
11/27	W	20-13	at Jacksonville	62,004
12/4	W	17-10	Atlanta	71,545
12/11	W	20-19	at Cincinnati	40,202
12/18	L	13-28	Carolina	71,540
12/22	L	16-19	at Indianapolis	64,159
1/1/12	L	22-23	Tennessee	71,512

TEAM STATISTICS	TEXANS	Opponents
TOTAL FIRST DOWNS	321	270
Rushing	131	73
Passing	176	166
Penalty	14	31
3rd Down: Made/Att	93/224	76/212
3rd Down Pct.	41.5%	35.8%
4th Down: Made/Att	3/11	6/13
4th Down Pct.	27.3%	46.2%
POSSESSION AVG.	32:41	27:20
TOTAL NET YARDS	5,954	4,571
Avg. Per Game	372.1	285.7
Total Plays	1,046	960
Avg. Per Play	5.7	4.8
NET YARDS RUSHING	2,448	1,536
Avg. Per Game	153.0	96.0
Total Rushes	546	378
NET YARDS PASSING	3,506	3,035
Avg. Per Game	219.1	189.7
Sacked/Yards Lost	33/190	44/287
Gross Yards	3,696	3,322
Attempts/Completions	467/288	538/279
Completion Pct.	61.7%	51.9%
Had Intercepted	9	17
PUNTS/AVERAGE	74/44.0	83/46.9
NET PUNTING AVG.	37.7	39.6
PENALTIES/YARDS	99/852	88/686
FUMBLES/BALL LOST	20/11	18/10
TOUCHDOWNS	41	27
Rushing	18	8
Passing	20	18
Returns	3	1

SCORE BY PERIODS	1	2	3	4	OT	Total
TEXANS	110	107	63	101	0	381
Opponents	39	78	56	105	0	278

SCORING	TD	Ru	Pa	Rt	PAT	FG	SAF	TP
N.Rackers	0	0	0	0	39/40	32/38	0	135
A.Foster	12	10	2	0	0/0	0/0	0	72
J.Dreessen	6	0	6	0	0/0	0/0	0	36
B.Tate	4	4	0	0	0/0	0/0	0	24
O.Daniels	3	0	3	0	0/0	0/0	0	18
J.Jones	3	0	2	1	0/0	0/0	0	18
K.Walter	3	0	3	0	0/0	0/0	0	18
A.Johnson	2	0	2	0	0/0	0/0	0	12
D.Ward	2	2	0	0	0/0	0/0	0	12
M.Schaub	2	2	0	0	0/0	0/0	0	12
W.Smith	1	0	0	1	0/0	0/0	0	6
B.Johnson	1	0	1	0	0/0	0/0	0	6
B.McCain	1	0	0	1	0/0	0/0	0	6
J.Casey	1	0	1	0	0/0	0/0	0	6
TEXANS	41	18	20	3	39/40	32/38	0	381
Opponents	27	8	18	1	22/22	30/36	2	278

2-Pt. Conversions: TEXANS 0/1, Opponents: 2/5

SACKS: C.Barwin 11.5, A.Smith 6.5, B.Reed 6.0, J.Watt 5.5, M.Williams 5.0, B.Cushing 4.0, T.Jamison 2.0, S.Cody 1.0, E. Mitchell 1.0, J. Nading 0.5, B. Braman 0.5, T.No-lan 0.5

TEXANS: 44.0, Opponents: 33.0

FUMBLES/LOST: B.Tate 4/3, A. Foster 4/3, D. Manning 1/0, M. Schaub 3/1, T. Yates 5/3, J. Delhomme 1/1, S. McManis 1/0

TEXANS: 19/11, Opponents: 17/9

FUMBLE RECOVERIES: J.Watt 2, B. Reed 2, B. Braman 1, S.Cody 1, T. Jamison 1, J. Nading 1, G. Quin 1. Total: 9

RUSHING	No.	Yds	Avg	Long	TD
A.Foster	278	1,224	4.4	43	10
B.Tate	175	942	5.4	56	4
D.Ward	45	154	3.4	15	2
T.Yates	14	57	4.1	17	0
S.Slaton	7	20	2.9	13	0
J.Jones	4	17	4.3	15	0
J.Casey	1	11	11.0	11	0
M.Schaub	15	9	0.6	3	2
A.Johnson	1	8	8.0	8	0
C.Ogbonnaya	3	6	2.0	4	0
B.Johnson	1	1	1.0	1	0
L.Vickers	1	0	0.0	0	0
J.Delhomme	0	0	0	0	0
M.Leinart	1	-1	-1.0	-1	0
TEXANS	546	2,448	4.5	56	18
Opponents	378	1,536	4.1	42	8

RECEIVING	No.	Yds	Avg	Long	TD
O.Daniels	54	677	12.5	34	3
A.Foster	53	617	11.6	78t	2
K.Walter	39	474	12.2	41	3
A.Johnson	33	492	14.9	50	2
J.Jones	31	512	16.5	80t	2
J.Dreessen	28	353	12.6	56t	6
J.Casey	18	260	14.4	62	1
B.Tate	13	98	7.5	14	0
B.Johnson	6	90	15.0	40	1
D.Mason	6	55	9.2	16	0
L.Vickers	4	29	7.3	17	0
G.Graham	1	24	24.0	24	0
D.Anderson	1	9	9.0	9	0
S.Slaton	1	6	6.0	6	0
J.Maehl	0	0	0	0	0
D.Ward	0	0	0	0	0
TEXANS	288	3,696	12.8	80t	20
Opponents	279	3,322	11.9	56	18

INTERCEPTIONS	No.	Yds	Avg	Long	TD
J.Joseph	4	40	10.0	29	0
J.Allen	4	34	8.5	34	0
B.McCain	2	48	24.0	38t	1
Q.Demps	2	47	23.5	42	0
D.Manning	2	22	11.0	22	0
B.Cushing	2	5	2.5	5	0
K.Jackson	1	0	0.0	0	0
TEXANS	17	196	11.5	42	1
Opponents	9	132	14.7	27	0

PUNTING	No.	Yds	Avg	Net	TB	In	Lg	B
B.Hartmann	58	2,573	44.4	37.8	7	15	69	0
M.Turk	16	683	42.7	37.4	1	4	55	0
TEXANS	74	3,256	44.0	37.7	8	19	69	0
Opponents	83	3,896	46.9	39.6	4	25	70	0

PUNT RETURNS	Ret	FC	Yds	Avg	Long	TD
J.Jones	49	7	518	10.6	79t	1
S.Keo	1	1	11	11.0	11	0
T.Holliday	1	3	0	0.0	0	0
TEXANS	51	11	529	10.4	79t	1
Opponents	32	20	307	9.6	33	0

KICKOFF RETURNS	No	Yds	Avg	Long	TD
D.Manning	13	356	27.4	46	0
S.McManis	10	205	20.5	45	0
Q.Demps	5	169	33.8	50	0
J.Casey	1	0	0.0	0	0
TEXANS	29	730	25.2	50	0
Opponents	46	1,030	22.4	63	0

FIELD GOALS	1-19	20-29	30-39	40-49	50+
N.Rackers	0/0	13/13	9/10	4/8	3/4
TEXANS	0/0	13/13	9/10	4/8	3/4
Opponents	1/1	6/7	6/9	8/9	6/7

PASSING	Att	Comp	Yds	Cmp%	Yds/Att	TD	TD%	Int	Int%	Long	Sack/Lost	Rating
M.Schaub	292	178	2,479	61.0	8.5	15	5.1	6	2.1	80t	16/98	96.8
T.Yates	134	82	949	61.2	7.1	3	2.2	3	2.2	50	15/74	80.7
J.Delhomme	28	18	211	64.3	7.5	1	3.6	0	0.0	40	2/18	98.9
M.Leinart	13	10	57	76.9	4.4	1	7.7	0	0.0	20t	0/0	110.1
TEXANS	467	288	3,696	61.7	7.9	20	4.3	9	1.9	80t	33/190	92.7
Opponents	538	279	3,322	51.9	6.2	18	3.3	17	3.2	56	44/287	69.0

2011 FINAL STATISTICS (10-6)



DEFENSIVE STATISTICS

TACKLES	Solo	Asst	Total	Sk Yds	Tackles For Loss	QB Press	INT- Yards	Pass Def.	Forced Fumbles	Fumble Recoveries
B.Cushing	76	38	114	4.0-21.0	8	12	2-5	5	2	0
G.Quin	59	18	77	0.0-0.0	2	0	0-0	9	0	1
D.Ryans	44	20	64	0.0-0.0	6	2	0-0	4	1	0
D. Manning	44	15	59	0.0-0.0	0	2	2-22	4	0	0
J.Watt	49	7	56	5.5-47.5	13	14	0-0	4	0	2
C.Barwin	34	13	47	11.5-78.5	12	27	0-0	7	1	0
J.Joseph	40	4	44	0.0-0.0	2	0	4-40	15	1	0
B.Reed	30	14	44	6.0-36.0	7	11	0-0	3	0	2
K.Jackson	35	5	40	0.0-0.0	2	0	1-0	7	1	0
J.Allen	33	4	37	0.0-0.0	2	0	4-34	11	0	0
T.Nolan	25	7	32	0.5-0.5	1	1	0-0	4	0	0
E.Mitchell	14	13	27	1.0-0.0	0	1	0-0	1	0	0
A.Smith	19	6	25	6.5-44.5	10	16	0-0	3	1	0
B.McCain	24	1	25	0.0-0.0	0	1	2-48	12	0	0
S.Cody	16	7	23	1.0-7.0	2	3	0-0	2	0	1
Q.Demps	18	4	22	0.0-0.0	0	1	2-47	4	0	0
T.Jamison	14	5	19	2.0-16.0	2	3	0-0	2	1	1
T.Bulman	6	6	12	0.0-0.0	0	0	0-0	0	0	0
M.Williams	10	1	11	5.0-29.0	5	6	0-0	1	1	0
D.Sharpton	9	0	9	0.0-0.0	0	0	0-0	0	0	0
T.Dobbins	2	2	4	0.0-0.0	1	0	0-0	1	1	0
M.Alexander	3	0	3	0.0-0.0	0	0	0-0	0	0	0
J.Nading	2	1	3	0.5-3.5	1	0	0-0	0	0	0
B.Harris	1	0	1	0.0-0.0	0	1	0-0	0	0	0
B.Braman	0	1	1	0.5-3.5	1	1	0-0	0	0	1
TEXANS	607	192	799	44.0-287	77	102	17-196	99	10	8
Opponents	749	220	969	33.0-190	75	52	9-132	62	15	12

MISCELLANEOUS TACKLES: J.Jones 2, K.Walter 2, A.Foster 2, E.Winston 2, M.Brisiel 2 (1 assist), W.Smith 2, A.Caldwell 1, A.Foster 1, A.Johnson 1, C.Myers 1, T.Yates 1; O.Daniels 1 (assist)

MISCELLANEOUS FUMBLE RECOVERIES: W.Smith 2, A.Foster 2, M.Schaub 1, K.Walter 1, E.Winston 1, T.Yates 1

MISCELLANEOUS FORCED FUMBLES: M.Brisiel, 1

SPECIAL TEAMS STATISTICS

	Solo	Asst	Total	PAT	Blocks Punt	FG	Forced Fumble	Fumble Recoveries
T.Dobbins	9	0	9	0	0	0	0	0
J.Allen	8	0	8	0	0	0	0	0
J.Nading	7	1	8	0	0	0	1	0
B.Braman	5	2	7	0	0	0	0	0
S.McManis	4	1	5	0	0	0	1	0
J.Dreessen	4	0	4	0	0	0	0	0
B.Hartmann	4	0	4	0	0	0	0	0
S.Keo	4	0	4	0	0	0	0	0
M.Alexander	4	0	4	0	0	0	0	0
T.Nolan	3	0	3	0	0	0	0	0
J.Casey	3	0	3	0	0	0	0	0
D.Barber	3	0	3	0	0	0	0	0
B.Johnson	3	0	3	0	0	0	0	0
D.Sharpton	3	0	3	0	0	0	0	0
B.McCain	3	0	3	0	0	0	0	0
N.Rackers	2	1	3	0	0	0	0	0
B.Harris	1	1	2	0	0	0	0	0
L.Vickers	2	0	2	0	0	0	0	0
K.Jackson	2	0	2	0	0	0	0	0
Q.Demps	0	1	1	0	0	0	0	0
D.Anderson	1	0	1	0	0	0	0	0
C.Ogbonnaya	1	0	1	0	0	0	0	0
B.Reed	1	0	1	0	0	0	0	0
M.Turk	0	1	1	0	0	0	0	0
E.Mitchell	0	0	0	0	0	0	0	2
D.Manning	0	0	0	0	0	1	0	0
J.Watt	0	0	0	0	0	1	0	0
TEXANS	77	8	85	0	0	2	2	2
Opponents	68	20	88	1	0	0	2	4

2011 POSTSEASON STATISTICS (1-1)



Date	W/L	Score	Opponent	Attendance
1/7/12	W	31-10	Cincinnati	71,725
1/15/12	L	13-20	at Baltimore	71,547

TEAM STATISTICS

	Texans	Opponents
TOTAL FIRST DOWNS	35	32
Rushing	14	10
Passing	20	20
Penalty	1	2
3rd Down: Made/Att	11/27	10/29
3rd Down Pct.	40.7%	34.5%
4th Down: Made/Att	0/1	0/3
4th Down Pct.	0.0%	0.0%
POSSESSION AVG.	29:12	30:49
TOTAL NET YARDS	655	527
Avg. Per Game	327.5	263.5
Total Plays	120	128
Avg. Per Play	5.5	4.1
NET YARDS RUSHING	319	163
Avg. Per Game	159.5	81.5
Total Rushes	63	50
NET YARDS PASSING	336	364
Avg. Per Game	168.0	182.0
Sacked/Yards Lost	2/7	9/69
Gross Yards	343	433
Attempts/Completions	55/28	69/41
Completion Pct.	50.9%	59.4%
Had Intercepted	3	3
PUNTS/AVERAGE	10/45.1	12/49.1
NET PUNTING AVG.	41.1	44.4
PENALTIES/YARDS	8/107	3/25
FUMBLES/BALL LOST	3/1	4/0
TOUCHDOWNS	5	3
Rushing	3	1
Passing	1	2
Returns	1	0

SCORE BY PERIODS

	1	2	3	4	OT	Total
TEXANS	10	20	7	7	0	44
Opponents	24	3	0	3	0	30

SCORING

	TD	Ru	Pa	Rt	PAT	FG	SAF	TP
A.Foster	3	3	0	0	0/0	0/0	0	18
N.Rackers	0	0	0	0	5/5	3/4	0	14
A.Johnson	1	0	1	0	0/0	0/0	0	6
J.Watt	1	0	0	1	0/0	0/0	0	6
TEXANS	5	3	1	1	5/5	3/4	0	44
Opponents	3	1	2	0	3/3	3/4	0	30

2-Pt. Conversions: TEXANS 0/0, Opponents: 0/0

SACKS: J. Watt 3.5, B. Reed 3.5, E. Mitchell 1.0, A. Smith 1.0. TEXANS: 9.0, Opponents: 2.0

FUMBLES/LOST: J. Jones 2/1, A. Foster 1/0. TEXANS: 3/1, Opponents: 4/0

FUMBLE RECOVERIES: None. Total: 0

RUSHING	No.	Yds	Avg	Long	TD
A.Foster	51	285	5.6	42t	3
B.Tate	9	37	4.1	9	0
J.Casey	1	0	0.0	0	0
T.Yates	2	-3	-1.5	-1	0
TEXANS	63	319	5.1	42t	3
Opponents	50	163	3.3	19	1

RECEIVING	No.	Yds	Avg	Long	TD
A.Johnson	13	201	15.5	40t	1
A.Foster	8	51	6.4	16	0
O.Daniels	4	55	13.8	21	0
K.Walter	3	36	12.0	19	0
J.Dreessen	0	0	0	0	0
J.Casey	0	0	0	0	0
B.Tate	0	0	0	0	0
TEXANS	28	343	12.3	40t	1
Opponents	41	433	10.6	36	2

INTERCEPTIONS	No.	Yds	Avg	Long	TD
J.Watt	1	29	29.0	29t	1
D.Manning	1	0	0.0	0	0
J.Joseph	1	-1	-1.0	-1	0
TEXANS	3	28	9.3	29t	1
Opponents	3	1	0.3	1	0

PUNTING	No.	Yds	Avg	Net	TB	In	Lg	B
M.Turk	10	451	45.1	41.1	1	2	56	0
TEXANS	10	451	45.1	41.1	1	2	56	0
Opponents	12	589	49.1	44.4	2	2	64	0

PUNT RETURNS	Ret	FC	Yds	Avg	Long	TD
J.Jones	9	0	16	1.8	9	0
TEXANS	9	0	16	1.8	9	0
Opponents	3	5	20	6.7	8	0

KICKOFF RETURNS	No	Yds	Avg	Long	TD
D.Manning	4	133	33.3	60	0
TEXANS	4	133	33.3	60	0
Opponents	2	47	23.5	25	0

FIELD GOALS	1-19	20-29	30-39	40-49	50+
N.Rackers	0/0	0/0	2/2	1/1	0/1
TEXANS	0/0	0/0	2/2	1/1	0/1
Opponents	0/0	0/0	1/1	2/2	0/1

PASSING	Att	Comp	Yds	Cmp%	Yds/Att	TD	TD%	Int	Int%	Long	Sack/Lost	Rating
T.Yates	55	28	343	50.9	6.2	1	1.8	3	5.5	40t	2/7	53.8
TEXANS	55	28	343	50.9	6.2	1	1.8	3	5.5	40t	2/7	53.8
Opponents	69	41	433	59.4	6.3	2	2.9	3	4.3	36	9/69	69.3

2011 POSTSEASON STATISTICS (1-1)



DEFENSIVE STATISTICS

TACKLES	Solo	Asst	Total	Sk Yds	Tackles For Loss	QB Press	INT-Yards	Pass Def.	Forced Fumbles	Fumble Recoveries
B.Cushing	10	9	19	0.0-0.0	1	0	0-0	1	0	0
D.Manning	13	3	16	0.0-0.0	0	0	1-0	2	0	0
J.Watt	11	3	14	3.5-29.0	4	4	1-29	1	0	0
B.Reed	9	4	13	3.5-23.0	2	3	0-0	0	1	0
D.Ryans	4	7	11	0.0-0.0	1	0	0-0	0	0	0
K.Jackson	7	1	8	0.0-0.0	0	0	0-0	1	0	0
J.Joseph	8	0	8	0.0-0.0	1	0	1--1	5	0	0
A.Smith	7	1	8	1.0-8.0	3	1	0-0	0	0	0
G.Quin	6	2	8	0.0-0.0	0	0	0-0	0	0	0
S.Cody	2	5	7	0.0-0.0	0	0	0-0	0	0	0
J.Allen	3	2	5	0.0-0.0	0	0	0-0	2	0	0
E.Mitchell	3	2	5	1.0-9.0	1	1	0-0	1	0	0
C.Barwin	5	0	5	0.0-0.0	0	2	0-0	0	0	0
Q.Demps	3	0	3	0.0-0.0	1	0	0-0	0	0	0
T.Jamison	1	1	2	0.0-0.0	0	0	0-0	1	0	0
T.Dobbins	2	0	2	0.0-0.0	0	0	0-0	0	0	0
B.McCain	0	0	0	0.0-0.0	0	0	0-0	2	0	0
J.Nading	0	0	0	0.0-0.0	0	0	0-0	0	1	0
TEXANS	94	40	134	9.0-69	14	11	3-28	16	2	0
Opponents	88	18	106	2.0-7	4	5	3-1	14	2	0

SPECIAL TEAMS STATISTICS

	Solo	Asst	Total	PAT	Blocks Punt	FG	Forced Fumbles	Fumble Recoveries
J.Casey	3	0	3	0	0	0	0	0
T.Dobbins	1	0	1	0	0	0	0	0
J.Nading	1	0	1	0	0	0	1	0
J.Allen	1	0	1	0	0	0	0	0
J.Weeks	1	0	1	0	0	0	0	0
B.Braman	0	1	1	0	0	0	0	0
S.Keo	0	1	1	0	0	0	0	0
S.McManis	0	1	1	0	0	0	0	0
J.Jones	0	0	0	0	0	0	0	1
TEXANS	7	3	10	0	0	0	1	1
Opponents	13	0	13	0	0	0	1	2

2012 FINAL STATISTICS (12-4)



Date	W/L	Score	Opponent	Attendance
9/9	W	30-10	Miami	71,566
9/16	W	27-7	at Jacksonville	62,907
9/23	W	31-25	at Denver	76,566
9/30	W	38-14	Tennessee	71,581
10/8	W	23-17	at New York Jets	79,088
10/14	L	24-42	Green Bay	71,702
10/21	W	43-13	Baltimore	71,708
11/4	W	21-9	Buffalo	71,698
11/11	W	13-6	at Chicago	62,410
11/18	W43-37 (OT)		Jacksonville	71,676
11/22	W34-31 (OT)		at Detroit	64,827
12/2	W	24-10	at Tennessee	69,143
12/10	L	14-42	at New England	68,756
12/16	W	29-17	Indianapolis	71,702
12/23	L	6-23	Minnesota	71,688
12/30	L	16-28	at Indianapolis	66,957

TEAM STATISTICS		TEXANS	Opponents
TOTAL FIRST DOWNS		341	292
Rushing		114	94
Passing		205	167
Penalty		22	31
3rd Down: Made/Att		83/221	71/215
3rd Down Pct.		37.6%	33.0%
4th Down: Made/Att		4/7	5/16
4th Down Pct.		57.1%	31.3%
POSSESSION AVG.		32:53	27:07
TOTAL NET YARDS		5,953	5,172
Avg. Per Game		372.1	323.3
Total Plays		1,090	1,015
Avg. Per Play		5.5	5.1
NET YARDS RUSHING		2,123	1,560
Avg. Per Game		132.7	97.5
Total Rushes		508	390
NET YARDS PASSING		3,830	3,612
Avg. Per Game		239.4	225.8
Sacked/Yards Lost		28/216	44/269
Gross Yards		4,046	3,881
Attempts/Completions		554/354	581/308
Completion Pct.		63.9%	53.0%
Had Intercepted		13	15
PUNTS/AVERAGE		88/47.2	92/45.2
NET PUNTING AVG.		40.5	39.2
PENALTIES/YARDS		108/873	90/863
FUMBLES/BALL LOST		12/4	23/14
TOUCHDOWNS		46	38
Rushing		19	5
Passing		22	29
Returns		5	4

SCORE BY PERIODS	1	2	3	4	OT	Total
TEXANS	94	136	100	74	12	416
Opponents	77	83	85	83	3	331

SCORING	TD	Ru	Pa	Rt	PAT	FG	2PT	TP
S.Graham	0	0	0	0	45/45	31/38	0	138
A.Foster	17	15	2	0	0/0	0/0	0	102
O.Daniels	6	0	6	0	0/0	0/0	0	36
A.Johnson	4	0	4	0	0/0	0/0	0	24
J.Casey	3	0	3	0	0/0	0/0	0	18
G.Graham	3	0	3	0	0/0	0/0	0	18
B.Tate	2	2	0	0	0/0	0/0	0	12
K.Walter	2	0	2	0	0/0	0/0	0	12
J.Joseph	1	0	0	1	0/0	0/0	0	6
D.Manning	1	0	0	1	0/0	0/0	0	6
J.Forsett	1	1	0	0	0/0	0/0	0	6
T.Yates	1	1	0	0	0/0	0/0	0	6
B.Braman	1	0	0	1	0/0	0/0	0	6
L.Jean	1	0	1	0	0/0	0/0	0	6
K.Martin	1	0	1	0	0/0	0/0	0	6
D.Posey	1	0	0	1	0/0	0/0	0	6
K.Jackson	1	0	0	1	0/0	0/0	0	6
C.Barwin	0	0	0	0	0/0	0/0	0	2
TEXANS	46	19	22	5	45/45	31/38	0	416
Opponents	38	5	29	4	38/38	21/24	0	331

2-Pt. Conversions: TEXANS 0/0, Opponents: 0/0
SACKS: J.Watt 20.5, A.Smith 7.0, W.Mercilus 6.0, C.Barwin 3.0, B.Reed 2.5, T.Jamison 1.0, B.Ruud 1.0, G.Quin 1.0, D.Manning 1.0, B.McCain 0.5, B.James 0.5 **TEXANS: 44.0, Opponents: 28.0**

RUSHING	No.	Yds	Avg	Long	TD
A.Foster	351	1,424	4.1	46	15
J.Forsett	63	374	5.9	81t	1
B.Tate	65	279	4.3	25	2
K.Martin	4	53	13.3	21	0
J.Casey	1	6	6.0	6	0
T.Yates	2	-1	-0.5	1t	1
D.Posey	1	-3	-3.0	-3	0
M.Schaub	21	-9	-0.4	8	0
TEXANS	508	2,123	4.2	81t	19
Opponents	390	1,560	4.0	29	5

RECEIVING	No.	Yds	Avg	Long	TD
A.Johnson	112	1,598	14.3	60t	4
O.Daniels	62	716	11.5	39t	6
K.Walter	41	518	12.6	52t	2
A.Foster	40	217	5.4	23	2
J.Casey	34	330	9.7	30	3
G.Graham	28	263	9.4	30	3
B.Tate	11	49	4.5	11	0
K.Martin	10	85	8.5	18	1
L.Jean	6	151	25.2	54t	1
D.Posey	6	87	14.5	36	0
J.Forsett	3	38	12.7	18	0
M.Schaub	1	-6	-6.0	-6	0
A.Gardner	0	0	0	0	0
TEXANS	354	4,046	11.4	60t	22
Opponents	308	3,881	12.6	81t	29

INTERCEPTIONS	No.	Yds	Avg	Long	TD
K.Jackson	4	71	17.8	63t	1
J.Joseph	2	88	44.0	52t	1
D.Manning	2	59	29.5	55t	1
G.Quin	2	22	11.0	22	0
B.McCain	1	86	86.0	86	0
T.Dobbins	1	7	7.0	7	0
B.Cushing	1	1	1.0	1	0
S.Keo	1	1	1.0	1	0
D.Sharpton	1	-2	-2.0	-2	0
TEXANS	15	333	22.2	86	3
Opponents	13	136	10.5	26	0

PUNTING	No.	Yds	Avg	Net	TB	In	Lg	B
D.Jones	88	4,150	47.2	40.5	5	28	66	0
TEXANS	88	4,150	47.2	40.5	5	28	66	0
Opponents	90	4,156	45.2	40.0	3	35	70	2

PUNT RETURNS	Ret	FC	Yds	Avg	Long	TD
K.Martin	22	10	267	12.1	71	0
T.Holliday	16	6	147	9.2	36	0
TEXANS	38	16	414	10.9	71	0
Opponents	48	15	483	10.1	72t	1

KICKOFF RETURNS	No.	Yds	Avg	Long	TD
K.Martin	31	741	23.9	54	0
T.Holliday	10	194	19.4	30	0
D.Manning	1	18	18.0	18	0
J.Casey	1	0	0.0	0	0
S.Keo	1	0	0.0	0	0
TEXANS	44	953	21.7	54	0
Opponents	62	1,595	25.7	101t	2

FIELD GOALS	1-19	20-29	30-39	40-49	50+
S.Graham	1/1	8/8	11/11	7/9	4/9
TEXANS	1/1	8/8	11/11	7/9	4/9
Opponents	0/0	5/5	7/8	4/6	5/5

FUMBLES/LOST: A. Foster, 3/2, T. Yates 2/1, B. Tate, 1/1, T. Holliday, 1/0, M. Schaub 4/0, K. Martin 1/0. **TEXANS: 12/4, Opponents: 22/14**
OPP. FUMBLE RECOVERIES: T. Dobbins 4, J. Watt 2, B. James 2, C. Barwin 1, Q. Demps 1, D. Manning 1, W. Mercilus 1, D. Sharpton 1, A. Smith 1. **Total: 14**

PASSING	Att	Comp	Yds	Cmp%	Yds/Att	TD	TD%	Int	Int%	Long	Sack/Lost	Rating
M.Schaub	544	350	4,008	64.3	7.4	22	4.0	12	2.2	60t	27/216	90.7
T.Yates	10	4	38	40.0	3.8	0	0.0	1	10.0	19	1/0	11.7
TEXANS	554	354	4,046	63.9	7.3	22	4.0	13	2.3	60t	28/216	89.2
Opponents	581	308	3,881	53.0	6.7	29	5.0	15	2.6	81t	44/269	80.0

2012 FINAL STATISTICS (12-4)



DEFENSIVE STATISTICS

TACKLES						Tackles	QB	INT-			Forced	Fumble
	Solo	Asst	Total	Sacks	Sk Yds	For Loss	Hits	Yards	Pass Def.	Fumbles	Recoveries	
J.Watt	85	22	107	20.5	138.5	39	42	0	16	4	2	
G.Quin	91	14	105	1.0	8.0	6	1	2 (22)	14	2	0	
B.James	57	48	105	0.5	4.0	3	3	0	2	0	2	
D.Manning	87	9	96	1.0	0.0	2	1	2 (59)	8	3	1	
J.Joseph	60	7	67	0.0	0.0	0	0	2 (88)	11	0	0	
K.Jackson	57	9	66	0.0	0.0	1	0	4 (71)	16	0	0	
C.Barwin	39	26	65	3.0	15.0	12	16	0	4	0	1	
E.Mitchell	25	30	55	0.0	0.0	1	1	0	3	1	0	
A.Smith	35	16	51	7.0	51.0	7	17	0	3	2	1	
T.Dobbins	30	19	49	0.0	0.0	2	2	1 (7)	4	0	4	
B.Cushing	27	16	43	0.0	0.0	0	1	1 (1)	2	1	0	
B.Reed	23	19	42	2.5	11.5	4	6	0	3	1	0	
D.Sharpton	18	21	39	0.0	0.0	2	2	1 (-2)	2	0	1	
J.Crick	17	15	32	0.0	0.0	0	2	0	2	0	0	
Q.Demps	26	4	30	0.0	0.0	2	0	0	5	0	1	
S.Cody	13	14	27	0.0	0.0	0	0	0	2	0	0	
W.Mercilus	14	10	24	6.0	17.0	6	5	0	1	2	1	
B.McCain	20	2	22	0.5	4.0	0	2	1 (86)	7	0	0	
B.Ruud	8	7	15	1.0	8.0	1	1	0	2	0	0	
B.Harris	10	2	12	0.0	0.0	0	0	0	3	0	0	
T.Jamison	2	9	11	1.0	12.0	1	1	0	1	0	0	
A.Ball	7	0	7	0.0	0.0	0	0	0	3	0	0	
B.Braman	4	2	6	0.0	0.0	0	0	0	0	0	0	
T.Nolan	4	1	5	0.0	0.0	0	0	0	0	0	0	
R.Carmichael	5	0	5	0.0	0.0	0	0	0	1	0	0	
S.Keo	2	2	4	0.0	0.0	0	0	1 (1)	1	0	0	
J.Nading	1	2	3	0.0	0.0	0	0	0	0	0	0	
T.McClain	0	1	1	0.0	0.0	0	0	0	0	0	0	
TEXANS	767	327	1,094	44.0	269.0	89	103	15 (333)	116	16	14	
Opponents	730	212	942	28.0	216.0	84	71	13 (136)	67	8	4	

MISCELLANEOUS TACKLES: O.Daniels 4, A.Johnson 3, K.Martin 2, A.Caldwell 1, J.Casey 1, J.Forsett 1, A.Foster 1, G.Graham 1, D.Newton 1, K.Walter 1.

MISCELLANEOUS FUMBLE RECOVERIES: M.Schaub 2, A.Foster 1, R.Harris 1, C.Myers 1, T.Yates 1.

SPECIAL TEAMS STATISTICS

	Solo	Asst	Total	Blocked PAT	Blocked Punt	Blocked FG	Forced Fumbles	Fumble Recoveries
B.Braman	14	2	16	0	2	0	0	0
A.Ball	11	2	13	0	0	0	1	0
J.Nading	10	3	13	0	0	0	0	0
S.Keo	7	4	11	0	0	0	0	0
T.Dobbins	7	2	9	0	0	0	0	0
Q.Demps	6	3	9	0	0	0	0	0
W.Mercilus	5	2	7	0	0	0	0	0
M.Alexander	4	1	5	0	0	0	0	0
B.McCain	5	0	5	0	0	0	0	0
D.Posey	2	3	5	0	0	0	0	0
R.Carmichael	5	0	5	0	0	0	0	0
J.Forsett	4	0	4	0	0	0	0	0
B.Ruud	4	0	4	0	0	0	0	0
T.Nolan	1	2	3	0	0	0	0	0
S.Graham	3	0	3	0	0	0	0	0
J.Casey	3	0	3	0	0	0	0	0
J.Weeks	0	2	2	0	0	0	0	0
B.Harris	2	0	2	0	0	0	0	0
D.Jones	1	1	2	0	0	0	0	0
G.Graham	1	0	1	0	0	0	0	0
D.Sharpton	1	0	1	0	0	0	0	0
E.Pleasant	1	0	1	0	0	0	0	0
T.Clutts	0	1	1	0	0	0	0	0
K.Martin	0	0	0	0	0	0	0	1
TEXANS	97	28	125	0	2	0	1	1
Opponents	67	16	83	0	0	1	1	1

2012 POSTSEASON STATISTICS (1-1)



Date	W/L	Score	Opponent	Attendance
1/5/13	W	19-13	Cincinnati (WC)	71,738
1/13/13	L	41-28	at New England (Div)	68,756

TEAM STATISTICS	TEXANS	Opponents
TOTAL FIRST DOWNS	49	36
Rushing	13	13
Passing	32	20
Penalty	4	3
3rd Down: Made/Att	12/32	6/22
3rd Down Pct.	37.5%	27.3%
4th Down: Made/Att	3/5	1/2
4th Down Pct.	60.0%	50.0%
POSSESSION AVG.	35:07	24:54
TOTAL NET YARDS	845	655
Avg. Per Game	422.5	327.5
Total Plays	152	113
Avg. Per Play	5.6	5.8
NET YARDS RUSHING	249	202
Avg. Per Game	124.5	101.0
Total Rushes	62	40
NET YARDS PASSING	596	453
Avg. Per Game	298.0	226.5
Sacked/Yards Lost	1/9	3/18
Gross Yards	605	471
Attempts/Completions	89/63	70/39
Completion Pct.	70.8%	55.7%
Had Intercepted	2	1
PUNTS/AVERAGE	8/38.5	10/49.7
NET PUNTING AVG.	34.5	46.6
PENALTIES/YARDS	10/75	10/107
FUMBLES/BALL LOST	3/0	1/0
TOUCHDOWNS	4	6
Rushing	2	2
Passing	2	3
Returns	0	1

SCORE BY PERIODS	1	2	3	4	OT	Total
TEXANS	6	16	7	18	0	47
Opponents	7	17	17	13	0	54

SCORING	TD	Ru	Pa	Rt	PAT	FG	2PT	TP
S.Graham	0	0	0	0	3/3	6/6	0	21
A.Foster	3	2	1	0	0/0	0/0	0	18
D.Posey	1	0	1	0	0/0	0/0	0	6
A.Johnson	0	0	0	0	0/0	0/0	1	2
TEXANS	4	2	2	0	3/3	6/6	1	47
Opponents	6	2	3	1	6/6	4/4	0	54

2-Pt. Conversions: TEXANS 1/1, Opponents: 0/0
 SACKS: B.Reed 1.5, J.Watt 1.5. **TEXANS: 3.0, Opponents: 1.0**

FUMBLES/LOST: K. Martin 1/0, M. Schaub 1/0, K. Walter 1/0. **TEXANS: 3/0. Opponents: 0/0**

OPP. FUMBLE RECOVERIES: None

RUSHING	No.	Yds	Avg	Long	TD
A.Foster	54	230	4.3	21	2
K.Martin	1	16	16.0	16	0
M.Schaub	5	2	0.4	2	0
B.Tate	2	1	0.5	1	0
TEXANS	62	249	4.0	21	2
Opponents	40	202	5.1	29	2

Receiving	No.	Yds	Avg	Long	TD
O.Daniels	18	172	9.6	24	0
A.Foster	15	97	6.5	28	1
A.Johnson	12	157	13.1	22	0
K.Walter	6	41	6.8	12	0
G.Graham	5	42	8.4	20	0
J.Casey	4	49	12.3	20	0
D.Posey	3	47	15.7	25t	1
L.Jean	0	0	0	0	0
TEXANS	63	605	9.6	28	2
Opponents	39	471	12.1	47	3

Interceptions	No.	Yds	Avg	Long	TD
J.Joseph	1	14	14.0	14	0
TEXANS	1	14	14.0	14	0
Opponents	2	27	13.5	21t	1

PUNTING	No.	Yds	Avg	Net	TB	In	Lg	B
D.Jones	8	308	38.5	34.5	1	3	48	0
TEXANS	8	308	38.5	34.5	1	3	48	0
Opponents	10	497	49.7	46.6	0	5	64	0

PUNT RETURNS	Ret	FC	Yds	Avg	Long	TD
K.Martin	5	3	31	6.2	12	0
TEXANS	5	3	31	6.2	12	0
Opponents	4	1	12	3.0	12	0

Kickoff Returns	No.	Yds	Avg	Long	TD
D.Manning	6	263	43.8	94	0
J.Casey	1	14	14.0	14	0
TEXANS	7	277	39.6	94	0
Opponents	9	207	23.0	43	0

Field Goals	1-19	20-29	30-39	40-49	50+
S.Graham	0/0	4/4	0/0	1/1	1/1
TEXANS	0/0	4/4	0/0	1/1	1/1
Opponents	0/0	0/0	3/3	1/1	0/0

PASSING	Att	Comp	Yds	Cmp%	Yds/Att	TD	TD%	Int	Int%	Long	Sack/Lost	Rating
M.Schaub	89	63	605	70.8	6.8	2	2.2	2	2.2	28	1/9	87.5
TEXANS	89	63	605	70.8	6.8	2	2.2	2	2.2	28	1/9	87.5
Opponents	70	39	471	55.7	6.7	3	4.3	1	1.4	47	3/18	84.9

2012 POSTSEASON STATISTICS (1-1)



DEFENSIVE STATISTICS

TACKLES	Solo	Asst	Total	Sacks	Sk Yds	Tackles For Loss	QB Hits	INT- Yards	Pass Def.	Forced Fumbles	Fumble Recoveries
B.James	6	9	15	0.0	0.0	2	0	0	0	0	0
G.Quin	6	8	14	0.0	0.0	1	2	0	3	0	0
J.Joseph	8	2	10	0.0	0.0	0	0	1 (14)	2	0	0
J.Watt	6	3	9	1.5	13.5	3	3	0	2	0	0
S.Keo	3	5	8	0.0	0.0	0	0	0	0	0	0
D.Manning	4	3	7	0.0	0.0	0	0	0	0	0	0
B.Reed	4	2	6	1.5	4.5	0	2	0	0	0	0
K.Jackson	4	2	6	0.0	0.0	0	0	0	2	0	0
B.Ruud	3	3	6	0.0	0.0	0	0	0	0	0	0
E.Mitchell	2	3	5	0.0	0.0	1	0	0	0	0	0
A.Smith	3	0	3	0.0	0.0	0	3	0	0	0	0
B.Harris	3	0	3	0.0	0.0	0	0	0	1	0	0
C.Barwin	2	0	2	0.0	0.0	1	0	0	1	0	0
A.Ball	1	0	1	0.0	0.0	0	0	0	0	0	0
J.Crick	0	1	1	0.0	0.0	0	0	0	0	0	0
W.Mercilus	0	1	1	0.0	0.0	0	0	0	0	0	0
TEXANS	55	42	97	3.0	18.0	8	10	1 (14)	11	0	0
Opponents	102	37	139	1.0	9.0	6	5	2 (27)	6	1	0

MISCELLANEOUS TACKLES: C.Myers 1

SPECIAL TEAMS STATISTICS

	Solo	Asst	Total	Blocked PAT	Blocked Punt	Blocked FG	Forced Fumbles	Fumble Recoveries
A.Ball	4	0	4	0	0	0	0	0
D.Posey	2	0	2	0	0	0	0	0
Q.Demps	1	1	2	0	0	0	0	0
S.Graham	2	0	2	0	0	0	0	0
W.Mercilus	1	0	1	0	0	0	0	0
E.Pleasant	0	1	1	0	0	0	0	0
B.Braman	1	0	1	0	0	0	0	0
B.Harris	1	0	1	0	0	0	0	0
TEXANS	12	2	14	0	0	0	0	0
Opponents	8	6	14	0	0	0	0	1

2013 FINAL STATISTICS (2-14)



Date	W/L	Score	Opponent	Attendance
9/9	W	31-28	at San Diego	59,522
9/15	W	30-24 (OT)	Tennessee	71,718
9/22	L	30-9	at Baltimore	71,168
9/29	L	23-20 (OT)	Seattle	71,756
10/6	L	34-3	at San Francisco	69,732
10/13	L	38-13	St. Louis	71,104
10/20	L	17-16	at Kansas City	74,118
11/3	L	27-24	Indianapolis	71,778
11/10	L	27-24	at Arizona	60,845
11/17	L	28-23	Oakland	71,726
11/24	L	13-6	Jacksonville	71,659
12/1	L	34-31	New England	71,769
12/5	L	27-20	at Jacksonville	60,414
12/15	L	25-3	at Indianapolis	65,470
12/22	L	37-13	Denver	71,161
12/29	L	16-10	at Tennessee	69,143

TEAM STATISTICS		TEXANS	Opponents
TOTAL FIRST DOWNS		307	282
Rushing		90	88
Passing		198	158
Penalty		19	36
3rd Down: Made/Att		83/231	75/217
3rd Down Pct.		35.9%	34.6%
4th Down: Made/Att		6/17	3/8
4th Down Pct.		35.3%	37.5%
POSSESSION AVG.		31:00	29:00
TOTAL NET YARDS		5,556	5,081
Avg. Per Game		347.3	317.6
Total Plays		1,089	970
Avg. Per Play		5.1	5.2
NET YARDS RUSHING		1,743	1,958
Avg. Per Game		108.9	122.4
Total Rushes		414	454
NET YARDS PASSING		3,813	3,123
Avg. Per Game		238.3	195.2
Sacked/Yards Lost		42/370	32/187
Gross Yards		4,183	3,310
Attempts/Completions		633/371	484/287
Completion Pct.		58.6%	59.3%
Had Intercepted		22	7
PUNTS/AVERAGE		88/47.6	91/45.7
NET PUNTING AVG.		40.0	40.2
PENALTIES/YARDS		112/1,138	103/809
FUMBLES/BALL LOST		21/9	15/4
TOUCHDOWNS		28	48
Rushing		7	11
Passing		19	29
Returns		2	8

SCORE BY PERIODS	1	2	3	4	OT	Total
TEXANS	64	93	53	60	6	276
Opponents	97	113	106	109	3	428

SCORING	TD	Ru	Pa	Rt	PAT	FG	2PT	TP
R.Bullock	0	0	0	0	26/26	26/35	0	104
G.Graham	5	0	5	0	0/0	0/0	0	30
A.Johnson	5	0	5	0	0/0	0/0	0	30
B.Tate	4	4	0	0	0/0	0/0	0	24
O.Daniels	3	0	3	0	0/0	0/0	0	18
K.Martin	3	0	2	1	0/0	0/0	0	18
A.Foster	2	1	1	0	0/0	0/0	1	14
D.Hopkins	2	0	2	0	0/0	0/0	0	12
B.Cushing	1	0	0	1	0/0	0/0	0	6
C.Keenum	1	1	0	0	0/0	0/0	0	6
J.Grimes	1	1	0	0	0/0	0/0	0	6
R.Griffin	1	0	1	0	0/0	0/0	0	6
J.Mays	0	0	0	0	0/0	0/0	0	2
TEXANS	28	7	19	2	26/26	26/35	1	276
Opponents	48	11	29	8	46/46	30/35	1	428

2-Pt. Conversions: TEXANS 1/1, Opponents: 1/2

SACKS: J.Watt 10.5, W.Mercilus 7.0, A.Smith 5.0, B.Reed 3.0, E.Mitchell 1.5, B.Cushing 1.5, J.Mays 1.0, D.Manning 1.0, TEAM 1.0, J.Tarpinian 0.5 **TEXANS: 32.0, Opponents: 42.0**

RUSHING	No.	Yds	Avg	Long	TD
B.Tate	181	771	4.3	60	4
A.Foster	121	542	4.5	23	1
D.Johnson	49	183	3.7	29	0
J.Grimes	21	73	3.5	12	1
C.Keenum	14	72	5.1	22	1
D.Karim	12	51	4.3	14	0
M.Schaub	5	24	4.8	7	0
C.Wood	3	9	3.0	5	0
R.Graham	4	8	2.0	4	0
S.Keo	1	8	8.0	8	0
G.Jones	2	2	1.0	4	0
T.Yates	1	0	0.0	0	0
TEXANS	414	1,743	4.2	60	7
Opponents	454	1,958	4.3	80t	11

RECEIVING	No.	Yds	Avg	Long	TD
A.Johnson	109	1,407	12.9	62t	5
D.Hopkins	52	802	15.4	66	2
G.Graham	49	545	11.1	42t	5
B.Tate	34	140	4.1	10	0
O.Daniels	24	252	10.5	28	3
K.Martin	22	253	11.5	32	2
A.Foster	22	183	8.3	41	1
R.Griffin	19	244	12.8	40	1
D.Posey	15	155	10.3	42	0
D.Johnson	8	46	5.8	14	0
J.Grimes	6	76	12.7	31	0
G.Jones	5	34	6.8	19	0
L.Jean	4	35	8.8	11	0
R.Graham	1	12	12.0	12	0
D.Karim	1	-1	-1.0	0	0
TEXANS	371	4,183	11.3	66	19
Opponents	287	3,310	11.5	64t	29

INTERCEPTIONS	No.	Yds	Avg	Long	TD
J.Joseph	3	64	21.3	32	0
B.Cushing	1	18	18.0	18t	1
S.Keo	1	4	4.0	4	0
D.Swearinger	1	0	0.0	0	0
B.McCain	1	0	0.0	0	0
TEXANS	7	86	12.3	32	1
Opponents	22	357	16.2	98t	5

PUNTING	No.	Yds	Avg	Net	TB	In	Lg	B
S.Lechler	88	4,189	47.6	40.0	7	34	65	0
TEXANS	88	4,189	47.6	40.0	7	34	65	0
Opponents	91	4,161	45.7	40.2	7	31	64	0

PUNT RETURNS	Ret	FC	Yds	Avg	Long	TD
K.Martin	39	21	345	8.8	87t	1
S.Keo	3	0	15	5.0	9	0
TEXANS	42	21	360	8.6	87t	1
Opponents	43	23	530	12.3	82t	1

KICKOFF RETURNS	No.	Yds	Avg	Long	TD
K.Martin	36	947	26.3	50	0
D.Johnson	6	151	25.2	32	0
D.Karim	4	78	19.5	31	0
G.Jones	2	43	21.5	26	0
C.Wood	1	20	20.0	20	0
D.Manning	1	18	18.0	18	0
J.Crick	1	0	0.0	0	0
TEXANS	51	1,257	24.6	50	0
Opponents	39	1,004	25.7	57	0

FIELD GOALS	1-19	20-29	30-39	40-49	50+
R.Bullock	1/1	7/7	5/5	12/17	1/5
TEXANS	1/1	7/7	5/5	12/17	1/5
Opponents	0/0	5/5	10/10	11/14	4/6

FUMBLES/LOST: C. Keenum 6/2, B.Tate 5/2, D. Hopkins 1/1, J. Grimes 1/1, M. Schaub 2/1, K. Martin 2/1, G. Graham 2/1, C. Myers 1/0, T. Yates 1/0

TEXANS: 21/9, Opponents: 15/4

OPP. FUMBLE RECOVERIES: J. Watt 2, K. Jackson 1, T. McClain 1. Total: 4

PASSING	Att	Comp	Yds	Cmp%	Yds/Att	TD	TD%	Int	Int%	Long	Sack/Lost	Rating
M.Schaub	358	219	2,310	61.2	6.5	10	2.8	14	3.9	46	21/162	73.0
C.Keenum	253	137	1,760	54.2	7.0	9	3.6	6	2.4	66	19/201	78.2
T.Yates	22	15	113	68.2	5.1	0	0.0	2	9.1	20	2/7	42.4
TEXANS	633	371	4,183	58.6	6.6	19	3.0	22	3.5	66	42/370	74.0
Opponents	484	287	3,310	59.3	6.8	29	6.0	7	1.4	64t	32/187	93.9

2013 FINAL STATISTICS (2-14)



DEFENSIVE STATISTICS

TACKLES	Solo	Asst	Total	Sacks	Sk Yds	Tackles For Loss	QB Hits	INT-Yards	Pass Def.	Forced Fumbles	Fumble Recoveries
D.Sharpton	69	58	127	0.0	0.0	2	4	0	1	1	0
J.Watt	80	37	117	10.5	70.5	22	46	0	7	4	2
E.Mitchell	33	54	87	1.5	9.5	2	3	0	0	0	0
B.Reed	48	39	87	3.0	17.0	9	6	0	0	0	0
J.Mays	41	43	84	1.0	7.0	6	4	0	3	0	0
D.Swearinger	62	21	83	0.0	0.0	3	0	1 (0)	4	1	0
B.Cushing	44	21	65	1.5	4.5	6	4	1 (18)	3	1	0
W.Mercilus	35	30	65	7.0	36.0	6	18	0	0	0	0
S.Keo	53	11	64	0.0	0.0	0	0	1 (4)	6	0	0
K.Jackson	58	4	62	0.0	0.0	1	0	0	9	0	1
J.Joseph	51	4	55	0.0	0.0	1	1	3 (64)	16	0	0
A.Smith	29	21	50	5.0	29.5	8	13	0	0	1	0
D.Manning	31	4	35	1.0	6.0	1	1	0	2	0	0
J.Crick	15	18	33	0.0	0.0	1	2	0	3	0	0
B.McCain	23	7	30	0.0	0.0	0	0	1 (0)	7	0	0
J.Tarpinian	16	13	29	0.5	3.0	2	2	0	1	0	0
E.Reed	15	6	21	0.0	0.0	0	0	0	0	0	0
T.McClain	9	12	21	0.0	0.0	0	1	0	0	0	1
B.Harris	15	5	20	0.0	0.0	0	0	0	4	0	0
E.Pleasant	13	2	15	0.0	0.0	0	0	0	2	0	0
J.Tuggle	3	1	4	0.0	0.0	0	0	0	0	0	0
T.Jamison	1	3	4	0.0	0.0	0	0	0	0	0	0
W.Jefferson	2	1	3	0.0	0.0	0	0	0	0	0	0
R.Sapp	0	1	1	0.0	0.0	0	0	0	0	0	0
TEAM	1	0	1	1.0	4.0	0	0	0	0	0	0
TEXANS	747	416	1,163	32.0	187.0	70	105	7 (86)	72	8	4
Opponents	725	213	948	42.0	370.0	81	110	22 (357)	98	17	9

MISCELLANEOUS TACKLES: A.Johnson 6, D.Hopkins 3, D.Brown 2, B.Tate 2, G.Jones 2, W.Smith 2, B.Brooks 1, O.Daniels 1, R.Griffin 1, D.Newton 1, T.Yates 1

MISCELLANEOUS FUMBLE RECOVERIES: B.Brooks 2, D.Brown 1, G.Graham 1, A.Johnson 1, B.Jones 1, G.Jones 1, B.Tate 1, T.Yates 1

SPECIAL TEAMS STATISTICS

TACKLES	Solo	Asst	Total	Blocked PAT	Blocked Punt	Blocked FG	Forced Fumbles	Fumble Recoveries
J.Tuggle	10	1	11	0	0	0	1	0
E.Pleasant	8	0	8	0	0	0	0	0
B.Braman	8	0	8	0	0	0	0	0
E.Mack	8	0	8	0	0	0	0	0
J.Weeks	2	4	6	0	0	0	0	0
J.Victorian	4	1	5	0	0	0	0	0
D.Swearinger	4	0	4	0	0	0	0	0
B.McCain	4	0	4	0	0	0	0	0
R.Griffin	3	1	4	0	0	0	0	0
S.Keo	3	0	3	0	0	0	0	0
B.Harris	3	0	3	0	0	0	0	0
M.Mohamed	3	0	3	0	0	0	0	0
A.Bouye	2	0	2	0	0	0	0	0
S.Lechler	2	0	2	0	0	0	0	0
G.Jones	2	0	2	0	0	0	0	0
J.Tarpinian	1	1	2	0	0	0	0	0
J.Grimes	1	0	1	0	0	0	0	0
J.Starling	1	0	1	0	0	0	0	0
D.Karim	1	0	1	0	0	0	0	0
D.Smith	1	0	1	0	0	0	0	0
L.Jean	1	0	1	0	0	0	0	0
J.Mays	1	0	1	0	0	0	0	0
T.Gooden	1	0	1	0	0	0	0	0
R.Bullock	1	0	1	0	0	0	0	0
J.Watt	0	0	0	0	0	2	0	0
TEXANS	75	8	83	0	0	2	1	0
Opponents	89	16	105	0	0	1	2	4

2014 FINAL STATISTICS (9-7)



Date	W/L	Score	Opponent	Attendance
9/7	W	17-6	Washington	71,770
9/14	W	30-14	at Oakland	54,063
9/21	L	30-17	at New York Giants	77,462
9/28	W	23-17	Buffalo	71,756
10/5	L	20-17(OT)	at Dallas	91,159
10/9	L	33-28	Indianapolis	71,787
10/20	L	30-23	at Pittsburgh	56,375
10/26	W	30-16	at Tennessee	69,143
11/2	L	31-21	Philadelphia	71,780
11/16	W	23-7	at Cleveland	67,431
11/23	L	22-13	Cincinnati	71,777
11/30	W	45-21	Tennessee	71,714
12/7	W	27-13	at Jacksonville	61,070
12/14	L	17-10	at Indianapolis	65,148
12/21	W	25-13	Baltimore	71,771
12/28	W	23-17	Jacksonville	71,777

TEAM STATISTICS	TEXANS	Opponents
TOTAL FIRST DOWNS	313	329
Rushing	108	89
Passing	171	206
Penalty	34	34
3rd Down: Made/Att	91/235	74/218
3rd Down Pct.	38.7%	33.9%
4th Down: Made/Att	10/17	6/17
4th Down Pct.	58.8%	35.3%
POSSESSION AVG.	30:53	29:07
TOTAL NET YARDS	5,513	5,571
Avg. Per Game	344.6	348.2
Total Plays	1,062	1,077
Avg. Per Play	5.2	5.2
NET YARDS RUSHING	2,161	1,681
Avg. Per Game	135.1	105.1
Total Rushes	551	420
NET YARDS PASSING	3,352	3,890
Avg. Per Game	209.5	243.1
Sacked/Yards Lost	26/108	38/251
Gross Yards	3,460	4,141
Attempts/Completions	485/295	619/363
Completion Pct.	60.8%	58.6%
Had Intercepted	13	20
PUNTS/AVERAGE	84/45.8	83/45.1
NET PUNTING AVG.	38.7	41.4
PENALTIES/YARDS	94/834	99/786
FUMBLES/BALL LOST	19/9	24/14
TOUCHDOWNS	40	36
Rushing	12	6
Passing	22	28
Returns	6	2

SCORE BY PERIODS	1	2	3	4	OT	Total
TEXANS	69	111	88	104	0	372
Opponents	58	99	64	83	3	307

SCORING	TD	Ru	Pa	Rt	PAT	FG	2PT	TP
R.Bullock	0	0	0	0	40/40	30/35	0	130
A.Foster	13	8	5	0	0/0	0/0	0	78
D.Hopkins	6	0	6	0	0/0	0/0	0	36
J.Watt	5	0	3	2	0/0	0/0	0	32
A.Blue	4	2	1	1	0/0	0/0	0	24
A.Johnson	3	0	3	0	0/0	0/0	0	18
R.Fitzpatrick	2	2	0	0	0/0	0/0	0	12
J.Joseph	1	0	0	1	0/0	0/0	0	6
G.Graham	1	0	1	0	0/0	0/0	0	6
K.Lewis	1	0	0	1	0/0	0/0	0	6
D.Johnson	1	0	1	0	0/0	0/0	0	6
R.Griffin	1	0	1	0	0/0	0/0	0	6
A.Bouye	1	0	0	1	0/0	0/0	0	6
C.Fiedorowicz	1	0	1	0	0/0	0/0	0	6
TEXANS	40	12	22	6	40/40	30/35	0	372
Opponents	36	6	28	2	32/33	19/22	0	307

2-Pt. Conversions: TEXANS 0/0, Opponents: 0/3
 Sacks: J.Watt 20.5, W.Mercilus 5.0, J.Crick 3.5, B.Reed 3.0, T.Jamison 1.5, J.Simon 1.5, D.Swearinger 1.0, B.Cushing 1.0, A.Dent 1.0. **TEXANS: 38.0, Opponents: 26.0**

FUMBLES/LOST: A. Johnson 3/3, A. Foster 2/2, D. Hopkins 2/1, R. Fitzpatrick 5/1, T. Savage 2/1, C. Keenum 1/1, D. Johnson 2/0, D. Manning 1/0, C. Myers 1/0
TEXANS: 18/8, Opponents: 22/14

OPP. FUMBLE RECOVERIES: J. Watt 5, J. Joseph 2, A. Blue 1, A. Bouye, D. Hopkins 1, T. Jamison 1, K. Lewis 1, D. Swearinger 1, J. Tuggle 1. **Total: 14**

RUSHING	No.	Yds	Avg	Long	TD
A.Foster	260	1,246	4.8	51	8
A.Blue	169	528	3.1	46	2
R.Fitzpatrick	50	184	3.7	16	2
J.Grimes	39	153	3.9	11	0
C.Keenum	10	35	3.5	13	0
D.Johnson	5	19	3.8	12	0
R.Brown	6	4	0.7	2	0
R.Mallett	6	-2	-0.3	2	0
T.Savage	6	-6	-1.0	1	0
TEXANS	551	2,161	3.9	51	12
Opponents	420	1,681	4.0	41	6

RECEIVING	No.	Yds	Avg	Long	TD
A.Johnson	85	936	11.0	35	3
D.Hopkins	76	1,210	15.9	76t	6
A.Foster	38	327	8.6	56t	5
D.Johnson	31	331	10.7	44t	1
G.Graham	18	197	10.9	26	1
A.Blue	15	113	7.5	22	1
R.Griffin	10	91	9.1	25	1
J.Grimes	6	86	14.3	31	0
K.Martin	6	78	13.0	32	0
C.Fiedorowicz	4	28	7.0	9	1
J.Watt	3	4	1.3	2t	3
D.Posey	1	30	30.0	30	0
J.Prosch	1	24	24.0	24	0
R.Brown	1	5	5.0	5	0
TEXANS	295	3,460	11.7	76t	22
Opponents	363	4,141	11.4	80t	28

INTERCEPTIONS	No.	Yds	Avg	Long	TD
A.Bouye	3	120	40.0	67	1
K.Jackson	3	97	32.3	65	0
J.Rolle	3	25	8.3	13	0
J.Joseph	2	85	42.5	60t	1
K.Lewis	2	32	16.0	27t	1
D.Swearinger	2	31	15.5	25	0
J.Watt	1	80	80.0	80t	1
J.Tuggle	1	8	8.0	8	0
B.Reed	1	5	5.0	5	0
M.Mohamed	1	0	0.0	0	0
D.Morris	1	0	0.0	0	0
TEXANS	20	483	24.2	80t	4
Opponents	13	120	9.2	55t	1

PUNTING	No.	Yds	Avg	Net	TB	In	Lg	B
S.Lechler	83	3,845	46.3	38.7	10	27	71	1
TEXANS	84	3,845	45.8	38.7	10	27	71	1
Opponents	83	3,742	45.1	41.4	5	34	62	1

PUNT RETURNS	Ret	FC	Yds	Avg	Long	TD
K.Martin	25	24	154	6.2	21	0
D.Johnson	9	4	54	6.0	12	0
TEXANS	34	28	208	6.1	21	0
Opponents	32	24	396	12.4	48	0

KICKOFF RETURNS	No.	Yds	Avg	Long	TD
D.Manning	13	267	20.5	41	0
D.Johnson	6	136	22.7	31	0
K.Martin	1	19	19.0	19	0
TEXANS	20	422	21.1	41	0
Opponents	45	1,169	26.0	42	0

FIELD GOALS	1-19	20-29	30-39	40-49	50+
R.Bullock	0/0	6/7	13/15	7/8	4/5
TEXANS	0/0	6/7	13/15	7/8	4/5
Opponents	0/0	3/3	10/11	5/5	1/3

PASSING	Att	Comp	Yds	Cmp%	Yds/Att	TD	TD%	Int	Int%	Long	Sack/Lost	Rating
R.Fitzpatrick	312	197	2,483	63.1	8.0	17	5.4	8	2.6	76t	21/83	95.3
C.Keenum	77	45	435	58.4	5.6	2	2.6	2	2.6	35	3/15	72.2
R.Mallett	75	41	400	54.7	5.3	2	2.7	2	2.7	41	1/5	67.6
T.Savage	19	10	127	52.6	6.7	0	0.0	1	5.3	35	1/5	51.9
S.Lechler	1	1	10	100.0	10.0	0	0.0	0	0.0	10	0/0	108.3
A.Foster	1	1	5	100.0	5.0	1	100.0	0	0.0	5t	0/0	127.1
TEXANS	485	295	3,460	60.8	7.1	22	4.5	13	2.7	76t	26/108	86.5
Opponents	619	363	4,141	58.6	6.7	28	4.5	20	3.2	80t	38/251	80.4

2014 FINAL STATISTICS (9-7)



DEFENSIVE STATISTICS

TACKLES	Solo	Asst	Total	Sk	Sk Yds	TFL	QBH	Int (Yd)	PD	FF	FR
K.Lewis	52	32	84	0.0	0.0	4	1	2 (32)	6	3	1
J.Watt	59	19	78	20.5	140.0	29	50	1 (80)	10	4	5
J.Joseph	70	5	75	0.0	0.0	1	0	2 (85)	11	2	2
D.Swearinger	52	22	74	1.0	8.0	3	3	2 (31)	6	3	1
B.Cushing	41	31	72	1.0	8.0	1	9	0	2	1	0
M.Mohamed	31	27	58	0.0	0.0	2	1	1 (0)	6	0	0
K.Jackson	48	9	57	0.0	0.0	4	1	3 (97)	9	0	0
J.Crick	29	27	56	3.5	20.0	6	11	0	6	0	0
A.Bouye	47	7	54	0.0	0.0	1	0	3 (120)	10	1	1
W.Mercilus	31	19	50	5.0	30.0	9	11	0	0	2	0
B.Reed	25	16	41	3.0	19.0	5	10	1 (5)	4	0	0
D.Manning	25	12	37	0.0	0.0	1	1	0	2	0	0
J.Tuggle	19	17	36	0.0	0.0	1	1	1 (8)	2	0	1
D.Morris	25	5	30	0.0	0.0	1	0	1 (0)	7	0	0
A.Dent	20	7	27	1.0	7.0	2	6	0	0	0	0
R.Pickett	11	9	20	0.0	0.0	0	0	0	3	0	0
T.Jamison	12	7	19	1.5	14.0	1	3	0	0	0	1
A.Hal	15	3	18	0.0	0.0	0	0	0	4	0	0
J.Rolle	14	1	15	0.0	0.0	1	0	3 (25)	4	0	0
J.Powe	6	4	10	0.0	0.0	1	0	0	1	0	0
J.Pagan	5	5	10	0.0	0.0	1	0	0	0	0	0
J.Simon	4	5	9	1.5	5.0	2	6	0	1	0	0
J.Clowney	5	2	7	0.0	0.0	3	0	0	0	0	0
E.Mack	4	0	4	0.0	0.0	0	0	0	0	0	0
R.Sapp	2	0	2	0.0	0.0	0	0	0	0	0	0
J.Tarpinian	1	1	2	0.0	0.0	0	0	0	0	0	0
E.Pleasant	1	0	1	0.0	0.0	0	0	0	1	0	0
J.Ankrah	1	0	1	0.0	0.0	0	0	0	0	0	0
J.Watt	1	0	1	0.0	0.0	0	0	0	0	0	0
TEAM	1	0	1	0.0	0.0	0	0	0	0	0	0
TEXANS	656	292	948	38.0	251.0	79	114	20 (483)	95	16	12
Opponents	691	306	997	26.0	108.0	75	80	13 (120)	69	11	9

MISCELLANEOUS TACKLES: A.Johnson 4, B.Jones 3, D.Johnson 2, C.Fiedorowicz 1, A.Foster 1, G.Graham 1, R.Griffin 1, D.Hopkins 1, K.Martin 1, C.Myers 1

MISCELLANEOUS FUMBLE RECOVERIES: R.Fitzpatrick 4, D.Hopkins 2, A.Blue 1, T.Savage 1

IMPACT STATISTICS

SACKS

Player	Sacks	Yards
J.Watt	20.5	140.0
W.Mercilus	5.0	30.0
J.Crick	3.5	20.0
B.Reed	3.0	19.0
J.Simon	1.5	5.0
T.Jamison	1.5	14.0
D.Swearinger	1.0	8.0
A.Dent	1.0	7.0
B.Cushing	1.0	8.0
Totals	38.0	251.0

INTERCEPTIONS

Player	Int	Yards	Long
A.Bouye	3	120	51t
K.Jackson	3	97	65
J.Rolle	3	25	13
J.Joseph	2	85	60t
K.Lewis	2	32	27t
D.Swearinger	2	31	25
J.Watt	1	80	80t
J.Tuggle	1	8	8
B.Reed	1	5	5
M.Mohamed	1	0	0
D.Morris	1	0	0
Totals	20	483	80t

FUMBLES FORCED AND RECOVERED

Player	FF	FR
J.Watt	4	5
J.Joseph	2	2
K.Lewis	3	1
D.Swearinger	3	1
A.Bouye	1	1
T.Jamison	0	1
J.Tuggle	0	1
W.Mercilus	2	0
B.Cushing	1	0
Totals	16	12

SPECIAL TEAMS STATISTICS

TACKLES	Solo	Asst	Total	Blocked PAT	Blocked Punt	Blocked FG	FF	FR
J.Tarpinian	7	5	12	0	0	0	1	0
A.Dent	5	6	11	0	0	0	0	0
M.Mohamed	8	1	9	0	0	0	0	0
D.Manning	7	2	9	0	0	0	0	1
J.Grimes	5	1	6	0	0	0	0	0
A.Bouye	5	0	5	0	0	0	0	0
E.Pleasant	4	1	5	0	0	0	0	0
A.Blue	3	1	4	0	1	0	0	1
J.Rolle	3	1	4	0	0	0	0	0
J.Simon	3	0	3	0	0	0	0	0
A.Hal	3	0	3	0	0	0	0	0
J.Prosch	1	2	3	0	0	0	0	0
J.Tuggle	2	1	3	0	0	0	0	0
E.Mack	2	0	2	0	0	0	0	0
J.Weeks	2	0	2	0	0	0	0	0
A.Denham	2	0	2	0	0	0	0	0
D.Morris	1	0	1	0	0	0	0	0
M.Bullough	1	0	1	0	0	0	0	0
Z.Diles	1	0	1	0	0	0	0	0
R.Griffin	1	0	1	0	0	0	0	0
R.Bullock	1	0	1	0	0	0	0	0
R.Sapp	0	1	1	0	0	0	0	0
D.Johnson	0	0	0	0	0	0	0	1
J.Watt	0	0	0	1	0	0	0	0
TEXANS	67	22	89	1	1	0	1	3
Opponents	50	19	69	0	1	2	0	0

QUARTERBACK HITS

Player	QBH
J.Watt	50
W.Mercilus	11
J.Crick	11
B.Reed	10
B.Cushing	9
J.Simon	6
A.Dent	6
D.Swearinger	3
T.Jamison	3
K.Lewis	1
K.Jackson	1
M.Mohamed	1
J.Tuggle	1
D.Manning	1
Totals	114

PASSES DEFENSED

Player	PD
J.Joseph	11
J.Watt	10
A.Bouye	10
K.Jackson	9
D.Morris	7
M.Mohamed	6
K.Lewis	6
D.Swearinger	6
J.Crick	6
B.Reed	4
J.Rolle	4
A.Hal	4
R.Pickett	3
D.Manning	2
B.Cushing	2
J.Tuggle	2
J.Simon	1
E.Pleasant	1
J.Powe	1
Totals	95

TACKLES FOR LOSS

Player	TFL
J.Watt	29
W.Mercilus	9
J.Crick	6
B.Reed	5
K.Lewis	4
K.Jackson	4
D.Swearinger	3
J.Clowney	3
M.Mohamed	2
A.Dent	2
J.Simon	2
B.Cushing	1
J.Joseph	1
A.Bouye	1
J.Tuggle	1
D.Manning	1
J.Pagan	1
D.Morris	1
T.Jamison	1
J.Powe	1
J.Rolle	1
Totals	79

2015 FINAL STATISTICS (9-7)



Date	W/L	Score	Opponent	Attendance
9/13/2015	L	20-27	Kansas City Chiefs	71,776
9/20/2015	L	17-24	at Carolina Panthers	73,254
9/27/2015	W	19-9	Tampa Bay Buccaneers	71,718
10/4/2015	L	21-48	at Atlanta Falcons	69,904
10/8/2015	L	20-27	Indianapolis Colts	71,732
10/18/2015	W	31-20	at Jacksonville Jaguars	58,085
10/25/2015	L	26-44	at Miami Dolphins	65,251
11/2/2015	W	20-6	Tennessee Titans	71,630
11/16/2015	W	10-6	at Cincinnati Bengals	61,381
11/22/2015	W	24-17	New York Jets	71,718
11/29/2015	W	24-6	New Orleans Saints	71,778
12/6/2015	L	21-30	at Buffalo Bills	68,544
12/13/2015	L	6-27	New England Patriots	71,908
12/20/2015	W	16-10	at Indianapolis Colts	66,083
12/27/2015	W	34-6	at Tennessee Titans	62,153
1/3/2016	W	30-6	Jacksonville Jaguars	71,899

TEXANS STATISTICS		TEXANS	Opponents
TOTAL FIRST DOWNS			
Rushing		90	79
Passing		210	173
Penalty		35	29
3rd Down: Made/Att		96/249	61/214
3rd Down Pct.		38.6%	28.5%
4th Down: Made/Att		6/19	7/12
4th Down Pct.		31.6%	58.3%
POSSESSION AVG.		30:48	29:12
TOTAL NET YARDS			
Avg. Per Game		347.8	310.2
Total Plays		1127	986
Avg. Per Play		4.9	5.0
NET YARDS RUSHING			
Avg. Per Game		108.2	99.8
Total Rushes		472	388
NET YARDS PASSING			
Avg. Per Game		383.3	336.6
Total Passes		239.6	210.4
Sacked/Yards Lost		36/246	45/311
Gross Yards		4079	3677
Attempts/Completions		619/358	553/326
Completion Pct.		57.8%	59.0%
Had Intercepted		12	14
PUNTS/AVERAGE			
NET PUNTING AVG.		96/47.2	101/46.5
PENALTIES/YARDS		38.6	41.5
FUMBLES/BALL LOST		107/910	116/991
TOUCHDOWNS			
Rushing		39	37
Passing		29	24
Returns		3	3

SCORE BY PERIODS	1	2	3	4	OT	Total
TEXANS	59	76	81	123	0	339
Opponents	72	132	51	58	0	313

SCORING	TD	Ru	Pa	Rt	PAT	FG	2PT	TP
N.Novak	0	0	0	0	29/31	18/21	0	83
D.Hopkins	11	0	11	0	0/0	0/0	1	68
N.Washington	4	0	4	0	0/0	0/0	0	24
R.Bullock	0	0	0	0	3/5	5/6	0	18
A.Foster	3	1	2	0	0/0	0/0	0	18
A.Blue	3	2	1	0	0/0	0/0	0	18
J.Strong	3	0	3	0	0/0	0/0	0	18
J.Grimes	2	1	1	0	0/0	0/0	1	14
C.Shorts	2	0	2	0	0/0	0/0	0	12
R.Griffin	2	0	2	0	0/0	0/0	0	12
C.Polk	2	1	1	0	0/0	0/0	0	12
Q.Demps	1	0	0	1	0/0	0/0	0	6
G.Graham	1	0	1	0	0/0	0/0	0	6
K.Jackson	1	0	0	1	0/0	0/0	0	6
R.Mallett	1	1	0	0	0/0	0/0	0	6
B.Weeden	1	1	0	0	0/0	0/0	0	6
A.Hal	1	0	0	1	0/0	0/0	0	6
C.Fiedorowicz	1	0	1	0	0/0	0/0	0	6
TEXANS	39	7	29	3	32/36	23/27	2	339
Opponents	37	10	24	3	31/35	20/26	0	313

2-Pt. Conversions: TEXANS 2/3, Opponents 0/2

SACKS: J.Watt 17.5, W.Mercilus 12.0, J.Simon 5.0, J.Clowney 4.5, C.Covington 2.0, J.Crick 2.0, B.McKinney 1.0, E.Pleasant 0.5, Q.Demps 0.5 **TEXANS: 45.0, Opponents: 36.0**

FUMBLES LOST: B.Hoyer 2, A.Foster 1, C.Shorts 1, T.Yates 1, B.Weeden 1, A.Blue 1, C.Fiedorowicz 1 **TEXANS: 8**

OPP. FUMBLE RECOVERIES: Q.Demps 2, J.Crick 2, E.Pleasant 1, W.Mercilus 1, J.Simon 1, J.Weeks 1, K.Jackson 1, J.Watt 1, J.Joseph 1 **TEXANS: 11**

RUSHING	No.	Yds	Avg	Long	TD
A.Blue	183	698	3.8	41	2
C.Polk	99	334	3.4	20	1
J.Grimes	56	282	5.0	37	1
A.Foster	63	163	2.6	16	1
A.Hunt	17	96	5.6	25	0
C.Shorts	10	47	4.7	12	0
B.Hoyer	15	44	2.9	15	0
J.Prosch	6	33	5.5	16	0
B.Weeden	7	17	2.4	7t	1
R.Mallett	4	11	2.8	6t	1
B.Daniels	6	6	1.0	6	0
T.Yates	6	0	0.0	7	0
TEXANS	472	1731	3.7	41	7
Opponents	388	1597	4.1	85t	10

RECEIVING	No.	Yds	Avg	Long	TD
D.Hopkins	111	1521	13.7	61t	11
N.Washington	47	658	14.0	49	4
C.Shorts	42	484	11.5	42	2
J.Grimes	26	173	6.7	19	1
A.Foster	22	227	10.3	32	2
R.Griffin	20	251	12.6	37	2
C.Fiedorowicz	17	167	9.8	25	1
C.Polk	16	109	6.8	12	1
A.Blue	15	109	7.3	21t	1
J.Strong	14	161	11.5	42t	3
K.Mumphery	14	129	9.2	26	0
A.Hunt	6	39	6.5	27	0
G.Graham	4	30	7.5	9	1
C.Worthy	3	14	4.7	12	0
K.Lamm	1	7	7.0	7	0
J.Prosch	0	0	0	0	0
J.Watt	0	0	0	0	0
TEXANS	358	4079	11.4	61t	29
Opponents	326	3677	11.3	55	24

INTERCEPTIONS	No.	Yds	Avg	Long	TD
A.Hal	4	54	13.5	31t	1
K.Jackson	2	77	38.5	50	1
A.Bouye	2	9	4.5	9	0
E.Pleasant	2	-1	-0.5	0	0
K.Johnson	1	22	22.0	22	0
R.Moore	1	17	17.0	17	0
J.Joseph	1	2	2.0	2	0
Q.Demps	1	0	0.0	0	0
TEXANS	14	180	12.9	50	2
Opponents	12	123	10.3	38	1

PUNTING	No.	Yds	Avg	Net	TB	In	Lg	B
S.Lechler	95	4497	47.3	38.8	10	24	64	0
N.Novak	1	36	36.0	16.0	1	0	36	0
TEXANS	96	4533	47.2	38.6	11	24	64	0
Opponents	101	4693	46.5	41.5	6	43	65	0

PUNT RETURNS	Ret	FC	Yds	Avg	Long	TD
K.Mumphery	36	14	280	7.8	20	0
C.Shorts	9	8	70	7.8	17	0
B.Daniels	4	1	18	4.5	11	0
C.Worthy	3	0	9	3.0	7	0
TEXANS	52	23	377	7.3	20	0
Opponents	60	15	612	10.2	37	0

KICKOFF RETURNS	No.	Yds	Avg	Long	TD
K.Mumphery	14	338	24.1	41	0
Q.Demps	2	46	23.0	23	0
C.Worthy	1	27	27.0	27	0
A.Hunt	1	19	19.0	19	0
TEXANS	18	430	23.9	41	0
Opponents	40	977	24.4	50	0

FIELD GOALS	1-19	20-29	30-39	40-49	50+
N.Novak	0/0	6/6	6/6	4/4	2/5
R.Bullock	1/1	0/0	2/2	2/3	0/0
TEXANS	1/1	6/6	8/8	6/7	2/5
Opponents	0/0	3/3	5/6	9/10	3/7

PASSING	Att	Comp	Yds	Cmp%	Yds/Att	TD	TD%	Int	Int%	Long	Sack/Lost	Rating
B.Hoyer	369	224	2606	60.7	7.1	19	5.1	7	1.9	49	25/185	91.4
R.Mallett	147	78	770	53.1	5.2	3	2.0	4	2.7	48	4/13	63.6
T.Yates	57	28	370	49.1	6.5	3	5.3	1	1.8	61t	5/33	80.3
B.Weeden	42	26	305	61.9	7.3	3	7.1	0	0.0	44	2/15	107.7
C.Shorts	1	1	21	100.0	21.0	1	100.0	0	0.0	21t	0/0	158.3
B.Daniels	2	1	7	50.0	3.5	0	0.0	0	0.0	7	0/0	58.3
J.Grimes	1	0	0	0.0	0.0	0	0.0	0	0.0	0	0/0	39.6
TEXANS	619	358	4079	57.8	6.6	29	4.7	12	1.9	61t	36/246	85.3
Opponents	553	326	3677	59.0	6.6	24	4.3	14	2.5	55	45/311	82.8

2015 FINAL STATISTICS (9-7)



DEFENSIVE STATISTICS

PLAYER	Solo	Asst	Total	Sk	Sk Yds	TFL	QBH	Int	PD	FF	FR
B.Cushing	63	47	110	0.0	0.0	4	2	0	3	1	0
J.Watt	57	19	76	17.5	117.5	29	50	0	8	3	1
Q.Demps	35	26	61	0.5	6.5	1	1	1	6	1	2
K.Jackson	52	6	58	0.0	0.0	1	0	2	6	1	1
J.Joseph	48	10	58	0.0	0.0	1	0	1	22	1	1
B.McKinney	35	23	58	1.0	11.0	7	2	0	0	0	0
K.Johnson	47	5	52	0.0	0.0	3	0	1	9	0	0
W.Mercilus	32	18	50	12.0	60.0	14	16	0	2	1	1
J.Simon	36	13	49	5.0	28.0	3	11	0	0	0	0
J.Crick	28	20	48	2.0	14.0	3	9	0	2	1	2
J.Clowney	27	13	40	4.5	43.5	8	8	0	6	1	0
A.Hal	26	8	34	0.0	0.0	1	0	4	10	0	0
E.Pleasant	18	10	28	0.5	6.5	0	1	2	6	0	0
V.Wilfork	6	16	22	0.0	0.0	0	0	0	0	0	0
R.Moore	10	6	16	0.0	0.0	0	0	1	2	0	0
M.Bullough	10	6	16	0.0	0.0	1	0	0	0	0	0
A.Bouye	14	0	14	0.0	0.0	0	0	2	6	0	0
C.James	7	7	14	0.0	0.0	1	0	0	1	0	0
J.Tuggle	10	3	13	0.0	0.0	1	0	0	0	0	1
A.Dent	7	3	10	0.0	0.0	1	2	0	0	0	0
D.Morris	6	2	8	0.0	0.0	0	0	0	0	0	0
C.Covington	5	3	8	2.0	24.0	4	4	0	0	0	0
B.Dunn	4	3	7	0.0	0.0	0	0	0	0	0	0
K.Drummond	4	0	4	0.0	0.0	0	0	0	0	0	0
L.Ballentine	3	0	3	0.0	0.0	0	0	0	1	0	0
J.Rolle	0	2	2	0.0	0.0	0	0	0	0	0	0
J.Pagan	0	1	1	0.0	0.0	0	0	0	0	0	0
TEXANS	590	270	860	45.0	311.0	83	106	14	90	10	9
Opponents	644	362	1006	36.0	246.0	65	86	12	89	15	8

MISCELLANEOUS TACKLES: D.Hopkins 4, D.Newton 3, B.Brooks 2, K.Mumphery 1, J.Prosch 1, B.Jones 1, D.Brown 1, G.Graham 1, N.Washington 1

MISCELLANEOUS FUMBLE RECOVERIES: D.Newton 2, C.Clark 2, G.Graham 1, X.Su'a-Filo 1, K.Lamm 1, J.Grimes 1, B.Hoyer 1

SPECIAL TEAMS STATISTICS

PLAYER	Solo	Asst	Total	FF	FR	Blocked		
						FG	PAT	Punt
B.Peters	11	6	17	0	0	0	0	0
M.Bullough	6	8	14	0	0	0	0	0
K.Drummond	8	2	10	1	0	0	0	0
E.Pleasant	6	2	8	0	1	0	0	0
A.Dent	8	0	8	0	0	0	0	0
J.Weeks	6	2	8	0	1	0	0	0
J.Prosch	5	3	8	0	0	0	0	0
D.Morris	5	2	7	0	0	0	0	0
B.McKinney	2	3	5	0	0	0	0	0
C.James	5	0	5	0	0	0	0	0
J.Tuggle	1	4	5	0	0	0	0	0
J.Simon	3	1	4	0	1	0	0	0
K.Mumphery	4	0	4	0	3	0	0	0
A.Blue	3	1	4	1	0	0	0	0
K.Johnson	1	1	2	0	0	0	0	0
W.Mercilus	0	2	2	0	1	0	0	0
A.Hal	1	1	2	0	0	0	0	0
A.Bouye	1	1	2	0	0	0	0	0
C.Thompson	2	0	2	0	0	0	0	0
N.Novak	1	0	1	0	0	0	0	0
C.Moore	1	0	1	0	0	0	0	0
C.Polk	1	0	1	0	0	0	0	0
J.Crick	0	0	0	0	0	1	0	0
TEXANS	81	39	120	2	7	1	0	0
Opponents	66	19	85	3	4	0	0	0

DEFENSIVE LEADERS

SACKS

Player	Sacks	Yards
J.Watt	17.5	117.5
W.Mercilus	12.0	60.0
J.Simon	5.0	28.0
J.Clowney	4.5	43.5
J.Crick	2.0	14.0
C.Covington	2.0	24.0
B.McKinney	1.0	11.0
Q.Demps	0.5	6.5
E.Pleasant	0.5	6.5
Totals	45.0	311.0

INTERCEPTIONS

Player	Int	Yards	Long
A.Hal	4	54	31t
K.Jackson	2	77	50
A.Bouye	2	9	9
E.Pleasant	2	-1	-1
K.Johnson	1	22	22
R.Moore	1	17	17
J.Joseph	1	2	2
Q.Demps	1	0	0
Totals	14	180	50

DEF. FUMBLES FORCED AND RECOVERED

Player	FF	FR
J.Watt	3	1
J.Crick	1	2
Q.Demps	1	2
K.Jackson	1	1
J.Joseph	1	1
W.Mercilus	1	1
J.Clowney	1	0
B.Cushing	1	0
J.Tuggle	0	1
Totals	10	9

QUARTERBACK HITS

Player	QBH
J.Watt	50
W.Mercilus	16
J.Simon	11
J.Crick	9
J.Clowney	8
C.Covington	4
B.McKinney	2
B.Cushing	2
A.Dent	2
Q.Demps	1
E.Pleasant	1
Totals	106

PASSES DEFENSED

Player	PD
J.Joseph	22
A.Hal	10
K.Johnson	9
J.Watt	8
J.Clowney	6
E.Pleasant	6
Q.Demps	6
K.Jackson	6
A.Bouye	6
B.Cushing	3
W.Mercilus	2
R.Moore	2
J.Crick	2
C.James	1
L.Ballentine	1
Totals	90

TACKLES FOR LOSS

Player	TFL
J.Watt	29
W.Mercilus	14
J.Clowney	8
B.McKinney	7
B.Cushing	4
C.Covington	4
K.Johnson	3
J.Simon	3
J.Crick	3
A.Hal	1
J.Joseph	1
Q.Demps	1
K.Jackson	1
J.Tuggle	1
C.James	1
M.Bullough	1
A.Dent	1
Totals	83

2015 POSTSEASON STATISTICS (0-1)



Date	W/L	Score	Opponent	Attendance
1/9/2016	L	0-30	Kansas City Chiefs	71,800

TEXANS STATISTICS	TEXANS	Opponents
TOTAL FIRST DOWNS	14	18
Rushing	3	8
Passing	10	8
Penalty	1	2
3rd Down: Made/Att	6/14	4/11
3rd Down Pct.	42.9%	36.4%
4th Down: Made/Att	0/1	0/0
4th Down Pct.	0.0%	0.0
POSSESSION AVG.	25:35	34:25
TOTAL NET YARDS	226	314
Avg. Per Game	226.0	314.0
Total Plays	62	62
Avg. Per Play	3.6	5.1
NET YARDS RUSHING	114	141
Avg. Per Game	114.0	141.0
Total Rushes	25	37
NET YARDS PASSING	112	173
Avg. Per Game	112.0	173.0
Sacked/Yards Lost	3/24	3/17
Gross Yards	136	190
Attempts/Completions	34/15	22/17
Completion Pct.	44.1%	77.3%
Had Intercepted	4	1
PUNTS/AVERAGE	5/45.6	4/45.3
NET PUNTING AVG.	38.8	45.3
PENALTIES/YARDS	4/29	5/52
FUMBLES/BALL LOST	2/1	0/0
TOUCHDOWNS	0	3
Rushing	0	1
Passing	0	1
Returns	0	1

SCORE BY PERIODS	1	2	3	4	OT	Total
TEXANS	0	0	0	0	0	0
Opponents	7	6	7	10	0	30

SCORING	TD	Ru	Pa	Rt	PAT	FG	2PT	TP
TEXANS	0	0	0	0	0/0	0/0	0	0
Opponents	3	1	1	1	3/3	3/3	0	30

2-Pt. Conversions: TEXANS 0/0, Opponents 0/0

SACKS: W.Mercilus 3.0 TEXANS: 3.0, Opponents: 3.0

FUMBLES LOST: B.Hoyer 1 TEXANS: 1

OPP. FUMBLE RECOVERIES: TEXANS: 0

RUSHING	No.	Yds	Avg	Long	TD
A.Blue	17	99	5.8	49	0
J.Grimes	4	15	3.8	8	0
J.Prosch	1	2	2.0	2	0
A.Hunt	1	0	0.0	0	0
B.Hoyer	1	-1	-1.0	-1	0
J.Watt	1	-1	-1.0	-1	0
TEXANS	25	114	4.6	49	0
Opponents	37	141	3.8	23	1

RECEIVING	No.	Yds	Avg	Long	TD
D.Hopkins	6	69	11.5	17	0
R.Griffin	3	29	9.7	15	0
J.Grimes	2	12	6.0	8	0
J.Strong	1	17	17.0	17	0
C.Shorts	1	5	5.0	5	0
N.Washington	1	3	3.0	3	0
C.Fiedorowicz	1	1	1.0	1	0
A.Blue	0	0	0	0	0
TEXANS	15	136	9.1	17	0
Opponents	17	190	11.2	48	1

INTERCEPTIONS	No.	Yds	Avg	Long	TD
B.Cushing	1	0	0.0	0	0
TEXANS	1	0	0.0	0	0
Opponents	4	35	8.8	20	0

PUNTING	No.	Yds	Avg	Net	TB	In	Lg	B
S.Lechler	5	228	45.6	38.8	0	1	53	0
TEXANS	5	228	45.6	38.8	0	1	53	0
Opponents	4	181	45.3	45.3	0	3	56	0

PUNT RETURNS	Ret	FC	Yds	Avg	Long	TD
K.Mumphery	0	3	0	0	0	0
TEXANS	0	3	0	0	0	0
Opponents	4	1	34	8.5	14	0

KICKOFF RETURNS	No.	Yds	Avg	Long	TD
TEXANS	0	0	0.0	0	0
Opponents	1	106	106.0	106t	1

FIELD GOALS	1-19	20-29	30-39	40-49	50+
TEXANS	0/0	0/0	0/0	0/0	0/0
Opponents	0/0	0/0	1/1	2/2	0/0

PASSING	Att	Comp	Yds	Cmp%	Yds/Att	TD	TD%	Int	Int%	Long	Sack/Lost	Rating
B.Hoyer	34	15	136	44.1%	4.0	0	0.0%	4	11.8%	17	3/24	15.9
TEXANS	34	15	136	44.1%	4.0	0	0.0%	4	11.8%	17	3/24	15.9
Opponents	22	17	190	77.3%	8.6	1	4.5%	1	4.5%	48	3/17	98.7

2015 POSTSEASON STATISTICS (1-1)



DEFENSIVE STATISTICS

PLAYER	Solo	Asst	Total	Sk	Sk Yds	TFL	QBH	Int	PD	FF	FR
B.Cushing	9	4	13	0.0	0.0	0	0	1	1	0	0
B.McKinney	4	5	9	0.0	0.0	0	0	0	0	0	0
W.Mercilus	5	3	8	3.0	17.0	3	4	0	0	0	0
J.Simon	5	3	8	0.0	0.0	1	0	0	0	0	0
K.Jackson	6	1	7	0.0	0.0	0	0	0	1	0	0
Q.Demps	3	2	5	0.0	0.0	0	0	0	0	0	0
J.Crick	2	3	5	0.0	0.0	0	0	0	0	0	0
A.Hal	2	3	5	0.0	0.0	0	0	0	0	0	0
V.Wilfork	2	1	3	0.0	0.0	0	0	0	0	0	0
K.Johnson	2	1	3	0.0	0.0	0	0	0	0	0	0
J.Joseph	1	1	2	0.0	0.0	0	0	0	0	0	0
C.Covington	0	2	2	0.0	0.0	0	0	0	0	0	0
A.Bouye	1	0	1	0.0	0.0	0	0	0	0	0	0
B.Dunn	1	0	1	0.0	0.0	0	0	0	0	0	0
J.Watt	0	1	1	0.0	0.0	0	0	0	0	0	0
TEXANS	43	30	73	3.0	17.0	4	4	1	2	0	0
Opponents	33	23	56	3.0	24.0	2	2	4	8	2	1

MISCELLANEOUS TACKLES: B.Jones 2, D.Hopkins 1, N.Washington 1, R.Griffin 1.

MISCELLANEOUS FUMBLE RECOVERIES: B.Hoyer 1.

SPECIAL TEAMS STATISTICS

PLAYER	Solo	Asst	Total	FF	FR	Blocked		
						FG	PAT	Punt
D.Morris	1	0	1	0	0	0	0	0
A.Dent	1	0	1	0	0	0	0	0
A.Blue	1	0	1	0	0	0	0	0
B.Peters	0	1	1	0	0	0	0	0
K.Drummond	0	1	1	0	0	0	0	0
TEXANS	3	2	5	0	0	0	0	0
Opponents	0	0	0	0	0	0	0	0

DEFENSIVE LEADERS

SACKS

Player	Sacks	Yards
W.Mercilus	3.0	17.0
Totals	3.0	17.0

INTERCEPTIONS

Player	Int	Yards	Long
B.Cushing	1	0	0
Totals	1	0	0

DEF. FUMBLES FORCED AND RECOVERED

Player	FF	FR
None		
Totals	0	0

QUARTERBACK HITS

Player	QBH
W.Mercilus	4
Totals	4

PASSES DEFENSED

Player	PD
B.Cushing	1
K.Jackson	1
Totals	2

TACKLES FOR LOSS

Player	TFL
W.Mercilus	3
J.Simon	1
Totals	4

2016 FINAL STATISTICS (9-7)



Date	W/L	Score	Opponent	Attendance
9/11/2016	W	23-14	Chicago Bears	71,933
9/18/2016	W	19-12	Kansas City Chiefs	71,890
9/22/2016	L	0-27	at New England Patriots	66,829
10/2/2016	W	27-20	Tennessee Titans	71,815
10/9/2016	L	13-31	at Minnesota Vikings	66,683
10/16/2016	W	26-23	Indianapolis Colts	71,891
10/24/2016	L	9-27	at Denver Broncos	76,865
10/30/2016	W	20-13	Detroit Lions	71,882
11/13/2016	W	24-21	at Jacksonville Jaguars	62,091
11/21/2016	L	20-27	at Oakland Raiders (Mexico City)	76,473
11/27/2016	L	13-21	San Diego Chargers	71,897
12/4/2016	L	13-21	at Green Bay Packers	77,867
12/11/2016	W	22-17	at Indianapolis Colts	65,250
12/18/2016	W	21-20	Jacksonville Jaguars	71,803
12/24/2016	W	12-10	Cincinnati Bengals	71,836
1/1/2017	L	17-24	at Tennessee Titans	65,205

TEXANS STATISTICS		TEXANS	Opponents
TOTAL FIRST DOWNS			
Rushing		102	87
Passing		173	157
Penalty		30	28
3rd Down: Made/Att		87/233	82/213
3rd Down Pct.		39.1%	23.1%
4th Down: Made/Att		9/23	3/13
4th Down Pct.		31.6%	58.3%
POSSESSION AVG.		31:20	28:40
TOTAL NET YARDS			
Avg. Per Game		314.7	301.3
Total Plays		1071	950
Avg. Per Play		4.7	5.1
NET YARDS RUSHING			
Avg. Per Game		116.2	99.7
Total Rushes		456	397
NET YARDS PASSING			
Avg. Per Game		317.6	322.6
Avg. Per Play		198.5	201.6
Sacked/Yards Lost		32/242	31/198
Gross Yards		3418	3424
Attempts/Completions		583/347	522/319
Completion Pct.		59.5%	61.1%
Had Intercepted		16	11
PUNTS/AVERAGE			
NET PUNTING AVG.		40.1	39.7
PENALTIES/YARDS		87/868	114/950
FUMBLES/BALL LOST		20/8	15/6
TOUCHDOWNS			
Rushing		8	13
Passing		15	20
Returns		2	3

SCORE BY PERIODS	1	2	3	4	OT	Total
TEXANS	47	74	65	90	3	279
Opponents	54	118	44	112	0	328

SCORING	TD	Ru	Pa	Rt	PAT	FG	2PT	TP
N.Novak	0	0	0	0	22/25	35/41	0	127
L.Miller	6	5	1	0	0/0	0/0	0	36
D.Hopkins	4	0	4	0	0/0	0/0	0	24
C.Fiedorowicz	4	0	4	0	0/0	0/0	0	24
W.Fuller V	3	0	2	1	0/0	0/0	0	18
B.Osweiler	2	2	0	0	0/0	0/0	0	12
R.Griffin	2	0	2	0	0/0	0/0	0	12
K.Jackson	1	0	0	1	0/0	0/0	0	6
S.Anderson	1	0	1	0	0/0	0/0	0	6
B.Miller	1	0	1	0	0/0	0/0	0	6
A.Blue	1	1	0	0	0/0	0/0	0	6
TEXANS	25	8	15	2	22/25	35/41	0	279
Opponents	36	13	20	3	35/35	25/29	1	328

2-Pt. Conversions: TEXANS: 0/0, Opponents: 1/1

SACKS: W.Mercilus 7.5, J.Clowney 6.0, B.McKinney 5.0, J.Simon 3.5, J.Heath 2.0, J.Watt 1.5, D.Reader 1.0, A.Hal 1.0, A.Bouye 1.0, U.Kamalu 1.0, C.Covington 1.0, A.Smith 0.5

TEXANS: 31.0, Opponents: 31.0

FUMBLES LOST: T.Ervin 2, L.Miller 1, B.Osweiler 1, R.Griffin 1, C.James 1, T.Savage 1, A.Blue 1 TEXANS: 8

OPP. FUMBLE RECOVERIES: W.Mercilus 4, K.Johnson 1, J.Watt 1 TEXANS: 6

RUSHING	No.	Yds	Avg	Long	TD
L.Miller	268	1073	4.0	45	5
A.Blue	100	420	4.2	25	1
B.Osweiler	30	131	4.4	21	2
A.Hunt	20	109	5.5	19	0
J.Grimes	23	105	4.6	14	0
T.Savage	6	12	2.0	11	0
J.Prousch	4	9	2.3	5	0
T.Ervin	1	3	3.0	3	0
B.Miller	3	0	0.0	1	0
W.Fuller	1	-3	-3.0	-3	0
TEXANS	456	1859	4.1	45	8
Opponents	397	1595	4.0	41t	13

RECEIVING	No.	Yds	Avg	Long	TD
D.Hopkins	78	954	12.2	51	4
C.Fiedorowicz	54	559	10.4	26t	4
R.Griffin	50	442	8.8	45	2
W.Fuller V	47	635	13.5	53	2
L.Miller	31	188	6.1	16	1
B.Miller	15	99	6.6	12t	1
J.Strong	14	131	9.4	36	0
J.Grimes	13	94	7.2	15	0
A.Blue	12	40	3.3	12	0
S.Anderson	11	93	8.5	14	1
K.Mumphery	10	69	6.9	11	0
W.Williams	4	75	18.8	32	0
A.Hunt	3	29	9.7	24	0
T.Ervin	3	18	6.0	9	0
J.Prousch	1	6	6.0	6	0
B.Osweiler	1	-14	-14.0	-6	0
TEXANS	347	3418	9.9	53	1
Opponents	319	3424	10.7	86t	20

INTERCEPTIONS	No.	Yds	Avg	Long	TD
Q.Demps	6	54	9.0	19	0
A.Hal	2	36	18.0	24	0
K.Jackson	1	42	42.0	42t	1
A.Bouye	1	0	0.0	0	0
R.Nelson Jr.	1	0	0.0	0	0
TEXANS	11	132	12.0	42t	1
Opponents	16	165	10.3	35	0

PUNTING	No.	Yds	Avg	Net	TB	In	Lg	B
S.Lechler	72	3423	47.5	40.1	3	30	62	0
TEXANS	72	3423	47.5	40.1	3	30	62	0
Opponents	84	3861	46.0	39.7	5	34	71	0

PUNT RETURNS	Ret	FC	Yds	Avg	Long	TD
T.Ervin	27	23	261	9.7	57	0
W.Fuller V	11	6	165	15.0	67t	1
B.Miller	1	0	1	1.0	1	0
TEXANS	39	29	427	10.9	67t	1
Opponents	48	13	477	9.9	79t	1

KICKOFF RETURNS	No.	Yds	Avg	Long	TD
T.Ervin	14	263	18.8	33	0
A.Hunt	9	194	21.6	39	0
B.Miller	3	41	13.7	17	0
W.Fuller V	2	31	15.5	19	0
C.James	1	18	18.0	18	0
J.Prousch	1	10	10.0	10	0
TEXANS	30	557	18.6	39	0
Opponents	48	1135	23.6	100t	1

FIELD GOALS	1-19	20-29	30-39	40-49	50+
N.Novak	1/1	12/12	11/11	8/11	3/6
TEXANS	1/1	12/12	11/11	8/11	3/6
Opponents	2/2	6/6	8/8	6/8	3/5

PASSING	Att	Comp	Yds	Cmp%	Yds/Att	TD	TD%	Int	Int%	Long	Sack/Lost	Rating
B.Osweiler	510	301	2957	59.0%	5.8	15	2.9%	16	3.1%	53	27/206	72.2
T.Savage	73	46	461	63.0%	6.3	0	0.0%	0	0.0%	32	5/36	80.9
TEXANS	583	347	3418	59.5%	5.9	15	2.6%	16	2.7%	53	32/242	73.3
Opponents	522	319	3424	61.1%	6.6	20	3.8%	11	2.1%	86t	31/198	84.3

2016 FINAL STATISTICS (9-7)



DEFENSIVE STATISTICS

PLAYER	Solo	Asst	Total	Sk	Sk Yds	TFL	QBH	Int	PD	FF	FR
B.McKinney	79	50	129	5.0	31.0	8	11	0	2	1	0
B.Cushing	38	27	65	0.0	0.0	2	2	0	1	0	0
K.Jackson	51	11	62	0.0	0.0	3	0	1	4	0	0
A.Bouye	48	14	62	1.0	6.0	2	1	1	16	0	0
Q.Demps	38	17	55	0.0	0.0	1	1	6	9	1	0
W.Mercilus	36	17	53	7.5	56.5	13	22	0	1	1	4
J.Clowney	40	12	52	6.0	45.0	16	17	0	2	1	0
J.Simon	32	19	51	3.5	19.0	4	10	0	2	1	0
A.Hal	31	15	46	1.0	7.0	2	1	2	7	0	0
J.Joseph	38	7	45	0.0	0.0	0	0	0	9	1	0
C.Covington	16	10	26	1.0	2.0	2	2	0	1	0	0
C.Moore	18	5	23	0.0	0.0	0	0	0	3	0	0
D.Reader	7	15	22	1.0	8.0	2	2	0	1	0	0
K.Johnson	18	3	21	0.0	0.0	1	0	0	3	0	1
V.Wilfork	9	12	21	0.0	0.0	2	3	0	1	0	0
M.Bullough	14	5	19	0.0	0.0	2	0	0	0	0	0
E.Pleasant	14	3	17	0.0	0.0	1	1	0	5	0	0
C.James	10	2	12	0.0	0.0	0	0	0	1	0	0
B.Scarlett	3	7	10	0.0	0.0	1	0	0	0	0	0
R.Nelson Jr.	8	1	9	0.0	0.0	0	0	1	2	0	0
D.Rice	6	3	9	0.0	0.0	0	0	0	0	0	0
J.Heath	5	3	8	2.0	11.0	2	4	0	0	0	0
J.Watt	1	7	8	1.5	5.0	1	5	0	0	0	1
U.Kamalu	3	2	5	1.0	4.0	2	1	0	0	0	0
A.Smith	3	1	4	0.5	3.5	0	6	0	0	0	0
A.Dent	3	1	4	0.0	0.0	0	0	0	0	0	0
B.Dunn	3	0	3	0.0	0.0	0	0	0	0	0	0
D.Still	2	1	3	0.0	0.0	0	0	0	0	0	0
K.Dillon	1	1	2	0.0	0.0	0	0	0	0	0	0
B.Peters	1	0	1	0.0	0.0	1	0	0	0	0	0
TEXANS	576	271	847	31.0	198.0	68	89	11	70	6	6
Opponents	642	333	975	31.0	242.0	61	99	16	87	12	5

MISCELLANEOUS TACKLES: D.Hopkins 6, W.Fuller V 4, L.Miller 2, R.Griffin 2, S.Anderson 2, J.Grimes 1, O.Aboushi 1, X.Su'a-Filo 1

MISCELLANEOUS FUMBLE RECOVERIES: L.Miller 2, B.Osweiler 2, A.Hunt 1, C.Clark 1

SPECIAL TEAMS STATISTICS

PLAYER	Solo	Asst	Total	FF	Blocked			
					FR	FG	PAT	Punt
R.Nelson Jr.	9	2	11	0	1	0	0	0
D.Jones	9	2	11	0	0	0	0	0
B.Peters	6	4	10	0	0	0	0	0
C.Moore	7	2	9	0	0	0	0	0
A.Dent	6	1	7	0	0	0	0	0
J.Grimes	6	1	7	1	0	0	0	0
A.Hunt	5	2	7	0	0	0	0	0
A.Blue	6	0	6	0	0	0	0	0
M.Bullough	5	1	6	0	0	0	0	0
C.James	6	0	6	0	0	0	0	0
T.Ervin	3	1	4	0	0	0	0	0
K.Johnson	4	0	4	0	0	0	0	0
J.Prosch	3	1	4	0	0	0	0	0
B.Scarlett	3	0	3	0	0	0	0	0
K.Dillon	3	0	3	0	0	0	0	0
E.Pleasant	2	1	3	0	0	0	0	0
J.Weeks	2	0	2	0	0	0	0	0
A.Hal	1	1	2	0	0	0	0	0
K.Mumphery	1	1	2	0	0	0	0	0
S.Lechler	1	1	2	0	0	0	0	0
S.Anderson	1	0	1	0	0	0	0	0
A.Bouye	0	1	1	0	0	0	0	0
N.Novak	1	0	1	0	0	0	0	0
W.Williams	0	0	0	0	1	0	0	0
TEXANS	90	22	112	1	2	0	0	0
Opponents	58	22	80	3	5	0	1	0

DEFENSIVE LEADERS

SACKS	Player	Sacks	Yards
W.Mercilus		53.0	7.5
J.Clowney		52.0	6.0
B.McKinney		129.0	5.0
J.Simon		51.0	3.5
J.Heath		8.0	2.0
J.Watt		8.0	1.5
A.Bouye		62.0	1.0
A.Hal		46.0	1.0
C.Covington		26.0	1.0
D.Reader		22.0	1.0
U.Kamalu		5.0	1.0
A.Smith		4.0	0.5
Totals		31.0	198.0

INTERCEPTIONS	Player	Int	Yards	Long
Q.Demps		6	54	19
A.Hal		2	36	24
A.Bouye		1	0	0
K.Jackson		1	42	42t
R.Nelson Jr.		1	0	0
Totals		11	132	42t

DEF. FUMBLES FORCED AND RECOVERED	Player	FF	FR
B.McKinney		1	0
Q.Demps		1	0
J.Simon		1	0
J.Joseph		1	0
W.Mercilus		1	4
J.Clowney		1	0
J.Watt		0	1
K.Johnson		0	1
Totals		6	6

QUARTERBACK HITS

Player	QBH
W.Mercilus	22
J.Clowney	17
B.McKinney	11
J.Simon	10
A.Smith	6
J.Watt	5
J.Heath	4
V.Wilfork	3
B.Cushing	2
C.Covington	2
D.Reader	2
A.Bouye	1
Q.Demps	1
A.Hal	1
E.Pleasant	1
U.Kamalu	1
Totals	89

PASSES DEFENSED

Player	PD
A.Bouye	16
Q.Demps	9
J.Joseph	9
A.Hal	7
E.Pleasant	5
K.Jackson	4
C.Moore	3
K.Johnson	3
B.McKinney	2
J.Clowney	2
J.Simon	2
R.Nelson Jr.	2
B.Cushing	1
W.Mercilus	1
C.Covington	1
D.Reader	1
V.Wilfork	1
C.James	1
Totals	70

TACKLES FOR LOSS

Player	TFL
J.Clowney	16
W.Mercilus	13
B.McKinney	8
J.Simon	4
K.Jackson	3
B.Cushing	2
A.Bouye	2
A.Hal	2
C.Covington	2
D.Reader	2
V.Wilfork	2
M.Bullough	2
J.Heath	2
U.Kamalu	2
Q.Demps	1
K.Johnson	1
E.Pleasant	1
B.Scarlett	1
J.Watt	1
B.Peters	1
Totals	68

2016 POSTSEASON STATISTICS (1-1)



Date	W/L	Score	Opponent	Attendance
1/7/2017	W	27-14	Oakland Raiders	71,790
1/14/2017	L	16-34	at New England Patriots	66,829

	TEXANS	Opponents
TEXANS STATISTICS		
TOTAL FIRST DOWNS	33	36
Rushing	11	9
Passing	17	23
Penalty	5	4
3rd Down: Made/Att	7/31	7/30
3rd Down Pct.	22.6%	23.3%
4th Down: Made/Att	0/0	1/2
4th Down Pct.	0.0%	50.0%
POSSESSION AVG.	33:00	27:01
TOTAL NET YARDS	576	580
Avg. Per Game	288.0	290.0
Total Plays	135	136
Avg. Per Play	4.3	4.3
NET YARDS RUSHING	228	162
Avg. Per Game	114.0	81.0
Total Rushes	67	48
NET YARDS PASSING	348	418
Avg. Per Game	174.0	209.0
Sacked/Yards Lost	3/17	5/30
Gross Yards	365	448
Attempts/Completions	65/37	83/36
Completion Pct.	56.9%	43.4%
Had Intercepted	3	5
PUNTS/AVERAGE	17/44.4	16/43.6
NET PUNTING AVG.	36.4	38.8
PENALTIES/YARDS	12/140	13/113
FUMBLES/BALL LOST	3/0	2/1
TOUCHDOWNS	4	6
Rushing	2	2
Passing	2	3
Returns	0	1

SCORE BY PERIODS	1	2	3	4	OT	Total
TEXANS	13	20	0	10	0	43
Opponents	21	3	7	17	0	48

SCORING	TD	Ru	Pa	Rt	PAT	FG	2PT	TP
N.Novak	0	0	0	0	4/4	5/5	0	19
L.Miller	1	1	0	0	0/0	0/0	0	6
B.Osweiler	1	1	0	0	0/0	0/0	0	6
D.Hopkins	1	0	1	0	0/0	0/0	0	6
C.Fiedorowicz	1	0	1	0	0/0	0/0	0	6
TEXANS	4	2	2	0	4/4	5/5	0	43
Opponents	6	2	3	1	6/6	2/2	0	48

2-Pt. Conversions: TEXANS: 0/0, Opponents: 0/0

SACKS: W.Mercilus 3.0, D.Reader 1.0, B.Cushing 1.0 TEXANS: 5.0, Opponents: 3.0

FUMBLES LOST: TEXANS: 0

OPP. FUMBLE RECOVERIES: E.Pleasant 1 TEXANS: 1

RUSHING	No.	Yds	Avg	Long	TD
L.Miller	50	147	2.9	19	1
J.Grimes	6	41	6.8	12	0
B.Osweiler	7	33	4.7	18	1
A.Blue	3	6	2.0	4	0
J.Prosch	1	1	1.0	1	0
TEXANS	67	228	3.4	19	2
Opponents	48	162	3.4	18	2

RECEIVING	No.	Yds	Avg	Long	TD
D.Hopkins	11	132	12.0	38	1
W.Fuller V	7	53	7.6	19	0
C.Fiedorowicz	5	71	14.2	18	1
J.Grimes	4	43	10.8	15	0
L.Miller	4	15	3.8	6	0
R.Griffin	3	29	9.7	13	0
A.Hunt	2	15	7.5	13	0
K.Mumphery	1	7	7.0	7	0
S.Anderson	0	0	0	0	0
TEXANS	37	365	9.9	38	2
Opponents	36	448	12.4	48	3

INTERCEPTIONS	No.	Yds	Avg	Long	TD
A.Bouye	2	13	6.5	7	0
C.Moore	1	20	20.0	20	0
A.Hal	1	6	6.0	6	0
J.Clowney	1	3	3.0	3	0
TEXANS	5	42	8.4	20	0
Opponents	3	58	19.3	31	0

PUNTING	No.	Yds	Avg	Net	TB	In	Lg	B
S.Lechler	17	755	44.4	36.4	2	7	63	0
TEXANS	17	755	44.4	36.4	2	7	63	0
Opponents	16	697	43.6	38.8	1	6	62	0

PUNT RETURNS	Ret	FC	Yds	Avg	Long	TD
T.Ervin	4	2	23	5.8	16	0
W.Fuller V	2	1	34	17.0	18	0
TEXANS	6	3	57	9.5	18	0
Opponents	10	5	96	9.6	37	0

KICKOFF RETURNS	No.	Yds	Avg	Long	TD
A.Hunt	3	57	19.0	22	0
A.Blue	1	15	15.0	15	0
T.Ervin	1	14	14.0	14	0
W.Fuller V	1	12	12.0	12	0
TEXANS	6	98	16.3	22	0
Opponents	6	185	30.8	98t	1

FIELD GOALS	1-19	20-29	30-39	40-49	50+
N.Novak	0/0	1/1	2/2	1/1	1/1
TEXANS	0/0	1/1	2/2	1/1	1/1
Opponents	1/1	0/0	0/0	1/1	0/0

PASSING	Att	Comp	Yds	Cmp%	Yds/Att	TD	TD%	Int	Int%	Long	Sack/Lost	Rating
B.Osweiler	65	37	365	56.9%	5.6	2	3.1%	3	4.6%	38	3/17	63.9
TEXANS	65	37	365	56.9%	5.6	2	3.1%	3	4.6%	38	3/17	63.9
Opponents	83	36	448	43.4%	5.4	3	3.6%	5	6.0%	48	5/30	47.7

2016 POSTSEASON STATISTICS (1-1)



DEFENSIVE STATISTICS

PLAYER	Solo	Asst	Total	Sk	Sk Yds	TFL	QBH	Int	PD	FF	FR
J.Joseph	14	0	14	0.0	0.0	0	0	0	3	0	0
A.Hal	7	5	12	0.0	0.0	0	0	1	3	0	0
B.McKinney	6	6	12	0.0	0.0	0	0	0	2	0	0
W.Mercilus	7	4	11	3.0	20.0	4	5	0	1	0	0
K.Jackson	4	4	8	0.0	0.0	0	0	0	0	0	0
B.Cushing	3	5	8	1.0	4.0	2	1	0	0	0	0
C.Moore	6	1	7	0.0	0.0	0	0	1	3	0	0
A.Bouye	5	2	7	0.0	0.0	0	0	2	6	1	0
E.Pleasant	1	3	4	0.0	0.0	0	0	0	0	0	0
J.Clowney	3	0	3	0.0	0.0	1	2	1	2	0	0
R.Nelson Jr.	3	0	3	0.0	0.0	0	0	0	1	0	0
D.Reader	2	1	3	1.0	6.0	1	1	0	0	0	0
J.Heath	2	0	2	0.0	0.0	0	0	0	0	0	0
Q.Demps	2	0	2	0.0	0.0	0	0	0	0	0	0
C.Covington	1	1	2	0.0	0.0	0	2	0	0	0	0
A.Smith	1	0	1	0.0	0.0	1	0	0	0	0	0
A.Dent	0	1	1	0.0	0.0	0	0	0	0	0	0
V.Wilfork	0	1	1	0.0	0.0	0	0	0	0	0	0
TEXANS	67	34	101	5.0	30.0	9	11	5	21	1	0
Opponents	79	47	126	3.0	17.0	9	6	3	12	0	0

MISCELLANEOUS TACKLES: D.Hopkins 1, X.Su'a-Filo 1

MISCELLANEOUS FUMBLE RECOVERIES: B.Osweiler 1

SPECIAL TEAMS STATISTICS

PLAYER	Solo	Asst	Total	FF	FR	Blocked		
						FG	PAT	Punt
A.Dent	1	2	3	1	0	0	0	0
C.Moore	2	0	2	0	0	0	0	0
B.Peters	2	0	2	0	0	0	0	0
D.Jones	2	0	2	0	0	0	0	0
S.Anderson	1	1	2	0	0	0	0	0
S.Lechler	1	0	1	0	0	0	0	0
J.Grimes	1	0	1	0	0	0	0	0
B.Scarlett	1	0	1	0	0	0	0	0
A.Hunt	1	0	1	0	0	0	0	0
E.Pleasant	0	0	0	0	2	0	0	0
T.Ervin	0	0	0	0	1	0	0	0
TEXANS	12	3	15	1	3	0	0	0
Opponents	9	8	17	0	0	0	0	0

DEFENSIVE LEADERS

SACKS

Player	Sacks	Yards
W.Mercilus	3.0	17.0
D.Reader	1.0	6.0
B.Cushing	1.0	4.0
Totals	3.0	30.0

INTERCEPTIONS

Player	Int	Yards	Long
A.Bouye	2	13	7
J.Clowney	1	3	3
A.Hal	1	6	6
C.Moore	1	20	20
Totals	5	42	20

DEF. FUMBLES FORCED AND RECOVERED

Player	FF	FR
A.Bouye	1	0
Totals	1	0

QUARTERBACK HITS

Player	QBH
W.Mercilus	5
J.Clowney	2
C.Covington	2
B.Cushing	1
D.Reader	1
Totals	11

PASSES DEFENSED

Player	PD
A.Bouye	6
J.Joseph	3
A.Hal	3
C.Moore	3
B.McKinney	2
J.Clowney	2
W.Mercilus	1
R.Nelson Jr.	1
Totals	21

TACKLES FOR LOSS

Player	TFL
W.Mercilus	4
B.Cushing	2
J.Clowney	1
D.Reader	1
A.Smith	1
Totals	9

2017 FINAL STATISTICS (4-12)



Date	W/L	Score	Opponent	Attendance
9/10/2017	L	7-29	Jacksonville Jaguars	71,710
9/14/2017	W	13-9	at Cincinnati Bengals	52,942
9/24/2017	L	33-36	at New England Patriots	65,878
10/1/2017	W	57-14	Tennessee Titans	71,804
10/8/2017	L	34-42	Kansas City Chiefs	71,835
10/15/2017	W	33-17	Cleveland Browns	71,815
10/29/2017	L	38-41	at Seattle Seahawks	69,025
11/5/2017	L	14-20	Indianapolis Colts	71,709
11/12/2017	L	7-33	at Los Angeles Rams	60,032
11/19/2017	W	31-21	Arizona Cardinals	71,680
11/27/2017	L	16-23	at Baltimore Ravens	70,357
12/3/2017	L	13-24	at Tennessee Titans	62,758
12/10/2017	L	16-26	San Francisco 49ers	71,802
12/17/2017	L	7-45	at Jacksonville Jaguars	64,701
12/25/2017	L	6-34	Pittsburgh Steelers	71,842
12/31/2017	L	13-22	at Indianapolis Colts	60,557

TEXANS STATISTICS		TEXANS		Opponents	
TOTAL FIRST DOWNS					
Rushing	86	88			
Passing	180	176			
Penalty	47	37			
3rd Down: Made/Att	76/209	71/201			
3rd Down Pct.	36.4%	35.3%			
4th Down: Made/Att	5/10	5/8			
4th Down Pct.	50.0%	62.5%			
POSSESSION AVG.					
TOTAL NET YARDS	5120	5546			
Avg. Per Game	320.0	346.6			
Total Plays	1027	973			
Avg. Per Play	5.0	5.7			
NET YARDS RUSHING					
Total Rushes	448	440			
Avg. Per Game	115.1	109.2			
NET YARDS PASSING					
Total Rushes	3278	3799			
Avg. Per Game	204.9	237.4			
Sacked/Yards Lost	54/366	32/200			
Gross Yards	3644	3999			
Attempts/Completions	525/299	501/321			
Completion Pct.	57.0%	64.1%			
Had Intercepted	17	11			
PUNTS/AVERAGE					
NET PUNTING AVG.	92/49.0	81/47.3			
PENALTIES/YARDS	41.3	42.9			
FUMBLES/BALL LOST	124/1050	122/1128			
TOUCHDOWNS	25/11	14/5			
Rushing	40	48			
Passing	8	14			
Returns	28	30			
	4	4			

SCORE BY PERIODS	1	2	3	4	OT	Total
TEXANS	67	111	63	97	0	338
Opponents	57	181	96	102	0	436

SCORING	TD	Ru	Pa	Rt	PAT	FG	2PT	TP
K.Fairbairn	0	0	0	0	32/35	20/25	0	92
D.Hopkins	13	0	13	0	0/0	0/0	0	78
W.Fuller	7	0	7	0	0/0	0/0	0	42
L.Miller	6	3	3	0	0/0	0/0	0	36
D.Watson	2	2	0	0	0/0	0/0	1	14
D.Foreman	2	2	0	0	0/0	0/0	0	12
B.Ellington	2	0	2	0	0/0	0/0	0	12
R.Griffin	1	0	1	0	0/0	0/0	1	8
J.Joseph	1	0	0	1	0/0	0/0	0	6
L.Houston	1	0	0	1	0/0	0/0	0	6
J.Clowney	1	0	0	1	0/0	0/0	0	6
S.Anderson	1	0	1	0	0/0	0/0	0	6
A.Blue	1	1	0	0	0/0	0/0	0	6
D.Cole	1	0	0	1	0/0	0/0	0	6
B.Miller	1	0	1	0	0/0	0/0	0	6
TEXANS	40	8	28	4	32/35	20/25	2	338
Opponents	48	14	30	4	45/46	33/35	1	436

2-Pt. Conversions: TEXANS: 2/5, Opponents: 1/2

SACKS: J.Clowney 9.5, B.McKinney 3.0, E.Pleasant 2.0, U.Kamalu 2.0, B.Scarlett 2.0, Z.Cunningham 1.5, B.Cushing 1.5, C.Covington 1.0, L.Lewis 1.0, K.Drummond 1.0, L.Houston 1.0, M.Gilchrist 1.0, W.Mercilus 1.0, K.Jackson 1.0, D.Reader 1.0, J.Heath 1.0, D.Cole 1.0, C.Clements 0.5
 TEXANS: 32.0, Opponents: 54.0

RUSHING	No.	Yds	Avg	Long	TD
L.Miller	238	888	3.7	21	3
D.Foreman	78	327	4.2	39	2
B.Watson	36	269	7.5	49t	2
A.Blue	71	262	3.7	48	1
T.Yates	5	51	10.2	15	0
B.Ellington	3	17	5.7	13	0
T.Ervin	4	12	3.0	6	0
W.Fuller V	2	9	4.5	5	0
A.Ellington	5	2	0.4	7	0
T.Savage	4	2	0.5	3	0
T.Heinicke	1	2	2.0	2	0
B.Miller	1	1	1.0	1	0
TEXANS	448	1842	4.1	49t	8
Opponents	440	1747	4.0	75t	14

RECEIVING	No.	Yds	Avg	Long	TD
D.Hopkins	96	1378	14.4	72t	13
L.Miller	36	327	9.1	32	3
B.Ellington	29	330	11.4	35	2
W.Fuller V	28	423	15.1	59t	7
S.Anderson	25	342	13.7	42	1
B.Miller	19	162	8.5	57	1
C.Fiedorowicz	14	127	9.1	15	0
R.Griffin	13	158	12.2	35	1
T.Ervin	8	38	4.8	7	0
A.Blue	7	54	7.7	14	0
D.Foreman	6	83	13.8	34	0
A.Ellington	6	72	12.0	29	0
C.Thompson	5	84	16.8	32	0
J.Prosch	4	31	7.8	18	0
D.White	1	24	24.0	24	0
C.Hamilton	1	8	8.0	8	0
R.Malleck	1	3	3.0	3	0
TEXANS	299	3644	12.2	72t	28
Opponents	321	3999	12.5	94t	30

INTERCEPTIONS	No.	Yds	Avg	Long	TD
A.Hal	3	10	3.3	7	0
J.Joseph	2	85	42.5	82t	1
D.Cole	2	28	14.0	25t	1
M.Gilchrist	1	17	17.0	17	0
K.Jackson	1	2	2.0	2	0
M.Williams	1	2	2.0	2	0
E.Pleasant	1	0	0.0	0	0
TEXANS	11	144	13.1	82t	2
Opponents	17	400	23.5	78t	2

PUNTING	No.	Yds	Avg	Net	TB	In	Lg	B
S.Lechler	92	4507	49.0	41.3	5	32	68	0
TEXANS	92	4507	49.0	41.3	5	32	68	0
Opponents	81	3828	47.3	42.9	3	37	65	0

PUNT RETURNS	Ret	FC	Yds	Avg	Long	TD
W.Fuller V	9	6	135	15.0	49	0
T.Ervin	8	4	60	7.5	21	0
C.Thompson	6	0	39	6.5	15	0
B.Ellington	5	4	47	9.4	21	0
D.White	4	1	3	0.8	3	0
B.Miller	3	5	12	4.0	8	0
TEXANS	35	20	296	8.5	49	0
Opponents	49	22	608	12.4	82t	1

KICKOFF RETURNS	No.	Yds	Avg	Long	TD
C.Thompson	17	369	21.7	42	0
T.Ervin	5	93	18.6	24	0
J.Todman	4	84	21.0	25	0
D.Foreman	1	12	12.0	12	0
TEXANS	27	558	20.7	42	0
Opponents	27	547	20.3	48	0

FIELD GOALS	1-19	20-29	30-39	40-49	50+
N.Novak	0/0	3/4	8/10	6/7	3/4
TEXANS	0/0	3/4	8/10	6/7	3/4
Opponents	0/0	8/8	12/13	8/9	5/5

FUMBLES LOST: T.Savage 7, D.Watson 1, D.Foreman 1, T.Yates 1, D.Hopkins 1
 TEXANS: 11

OPP. FUMBLE RECOVERIES: J.Clowney 2, L.Houston 1, J.Todman 1, B.Dunn 1
 TEXANS: 5

PASSING	Att	Comp	Yds	Cmp%	Yds/Att	TD	TD%	Int	Int%	Long	Sack/Lost	Rating
D.Watson	204	126	1699	61.8%	8.3	19	9.3%	8	3.9%	72t	19/116	103.0
T.Savage	223	125	1412	56.1%	6.3	5	2.2%	6	2.7%	57	21/159	71.4
T.Yates	97	47	523	48.5%	5.4	4	4.1%	3	3.1%	40	13/75	65.8
T.Heinicke	1	1	10	100.0%	10.0	0	0.0%	0	0.0%	10	1/16	108.3
TEXANS	525	299	3644	57.0%	6.9	28	5.3%	17	3.2%	72t	54/366	82.8
Opponents	501	321	3999	64.1%	8.0	30	6.0%	11	2.2%	94t	32/200	99.6

2017 FINAL STATISTICS (4-12)



DEFENSIVE STATISTICS

PLAYER	Solo	Asst	Total	Sk	Sk Yds	TFL	QBH	Int	PD	FF	FR
B.McKinney	62	33	95	3.0	8.0	10	8	0	1	1	0
Z.Cunningham	45	37	82	1.5	7.5	5	2	0	6	1	0
K.Jackson	54	19	73	1.0	4.0	4	2	1	10	1	0
A.Hal	47	24	71	0.0	0.0	3	1	3	5	2	0
J.Clowney	41	18	59	9.5	67.0	21	21	0	2	2	2
M.Gilchrist	45	11	56	1.0	8.0	1	0	1	6	1	0
J.Joseph	37	10	47	0.0	0.0	2	0	2	9	0	0
D.Reader	23	24	47	1.0	2.0	3	6	0	0	0	0
K.Johnson	35	10	45	0.0	0.0	1	0	0	2	0	0
E.Pleasant	22	5	27	2.0	21.0	1	2	1	3	1	0
B.Scarlett	19	7	26	2.0	11.0	6	3	0	1	0	0
B.Dunn	17	9	26	0.0	0.0	3	2	0	0	0	1
D.Cole	10	15	25	1.0	1.0	4	2	2	3	0	0
J.Heath	17	7	24	1.0	1.0	1	1	0	0	0	0
C.Moore	15	6	21	0.0	0.0	1	0	0	1	0	0
C.Watkins	9	12	21	0.0	0.0	3	0	0	1	0	0
C.Covington	10	6	16	1.0	12.0	1	2	0	0	1	0
B.Cushing	8	8	16	1.5	4.5	1	2	0	0	0	0
J.Watt	11	4	15	0.0	0.0	3	5	0	2	0	0
M.Williams	12	0	12	0.0	0.0	1	0	1	4	0	0
W.Mercilus	9	1	10	1.0	6.0	1	1	0	0	1	0
J.Jenkins	8	2	10	0.0	0.0	1	0	0	0	0	0
J.Banks	8	2	10	0.0	0.0	0	0	0	0	0	0
K.Drummond	8	1	9	1.0	9.0	1	1	0	0	0	0
A.Blackson	8	1	9	0.0	0.0	0	1	0	1	0	0
B.Peters	5	3	8	0.0	0.0	0	0	0	0	0	0
L.Houston	6	1	7	1.0	9.0	3	4	0	0	1	1
T.Decoud	6	1	7	0.0	0.0	0	0	0	1	0	0
U.Kamalu	5	1	6	2.0	13.0	3	3	0	0	0	0
L.Lewis	3	0	3	1.0	11.0	1	1	0	0	0	0
C.Clements	1	1	2	0.5	5.0	0	1	0	0	0	0
G.President	1	1	2	0.0	0.0	0	0	0	0	0	0
M.Burley	1	0	1	0.0	0.0	0	0	0	0	0	0
TEXANS	608	280	888	32	200	85	71	11	58	12	4
Opponents	616	325	941	54	366	70	118	17	87	19	11

MISCELLANEOUS TACKLES: X.Su'a-Filo 4, D.Hopkins 3, D.Watson 2, T.Savage 2, N.Martin 2, S.Anderson 1, T.Yates 1, C.Slade 1, C.Clark 1, B.Ellington 1, C.Fiedorowicz 1, B.Miller 1, W.Fuller V 1

MISCELLANEOUS FUMBLE RECOVERIES: T.Yates 3, B.Ellington 2, C.Clark 1, B.Giacomini 1, J.Davenport 1, L.Miller 1

SPECIAL TEAMS STATISTICS

PLAYER	Solo	Asst	Total	FF	FR	Blocked			Punt
						FG	PAT		
K.Drummond	8	3	11	0	0	0	0	0	0
B.Peters	7	2	9	0	0	0	0	0	0
Z.Cunningham	3	5	8	0	0	0	0	0	0
D.Cole	6	1	7	0	0	0	0	0	0
J.Todman	6	0	6	0	1	0	0	0	0
C.Thompson	6	0	6	0	2	0	0	0	0
C.Moore	5	1	6	0	0	0	0	0	0
A.Blue	4	1	5	1	0	0	0	0	0
E.Pleasant	3	2	5	0	0	0	0	0	0
J.Weeks	1	3	4	0	0	0	0	0	0
B.Scarlett	2	1	3	0	0	0	0	0	0
S.Lechler	1	1	2	0	0	0	0	0	0
I.Campbell	1	1	2	0	0	0	0	0	0
B.Heeney	0	2	2	0	0	0	0	0	0
M.Williams	1	0	1	0	0	0	0	0	0
J.Jenkins	1	0	1	0	0	0	0	0	0
S.Anderson	1	0	1	0	0	0	0	0	0
K.Fairbairn	1	0	1	0	0	0	0	0	0
T.Ervin	1	0	1	0	0	0	0	0	0
G.President	0	1	1	0	0	0	0	0	0
J.Strong	0	1	1	0	0	0	0	0	0
J.Prosch	0	1	1	0	0	0	0	0	0
T.Decoud	0	0	0	0	1	0	0	0	0
D.White	0	0	0	0	1	0	0	0	0
TEXANS	58	26	84	1	5	0	0	0	0
Opponents	58	17	75	1	0	0	0	0	0

DEFENSIVE LEADERS

SACKS	Player	Sacks	Yards
J.Clowney		9.5	67.0
B.McKinney		3.0	8.0
E.Pleasant		2.0	21.0
B.Scarlett		2.0	11.0
U.Kamalu		2.0	13.0
Z.Cunningham		1.5	7.5
B.Cushing		1.5	4.5
K.Jackson		1.0	4.0
M.Gilchrist		1.0	8.0
D.Reader		1.0	2.0
D.Cole		1.0	1.0
J.Heath		1.0	1.0
C.Covington		1.0	12.0
W.Mercilus		1.0	6.0
K.Drummond		1.0	9.0
L.Houston		1.0	9.0
L.Lewis		1.0	11.0
C.Clements		0.5	5.0
Totals		32	200

INTERCEPTIONS	Player	Int	Yards	Long
A.Hal		3	10	7
D.Cole		2	28	25t
J.Joseph		2	85	82t
M.Gilchrist		1	17	17
K.Jackson		1	2	2
E.Pleasant		1	0	0
M.Williams		1	2	2
Totals		11	144	82t

DEF. FUMBLES FORCED AND RECOVERED	Player	FF	FR
A.Hal		2	0
J.Clowney		2	2
B.McKinney		1	0
Z.Cunningham		1	0
K.Jackson		1	0
M.Gilchrist		1	0
E.Pleasant		1	0
C.Covington		1	0
W.Mercilus		1	0
L.Houston		1	1
B.Dunn		0	1
Totals		12	4

QUARTERBACK HITS	Player	QBH
J.Clowney		21
B.McKinney		8
D.Reader		6
J.Watt		5
L.Houston		4
B.Scarlett		3
U.Kamalu		3
Z.Cunningham		2
K.Jackson		2
E.Pleasant		2
B.Dunn		2
D.Cole		2
C.Covington		2
B.Cushing		2
A.Hal		1
J.Heath		1
W.Mercilus		1
K.Drummond		1
A.Blackson		1
L.Lewis		1
C.Clements		1
Totals		71

TACKLES FOR LOSS

Player	TFL
J.Clowney	21
B.McKinney	10
B.Scarlett	6
Z.Cunningham	5
K.Jackson	4
D.Cole	4
A.Hal	3
D.Reader	3
B.Dunn	3
C.Watkins	3
J.Watt	3
L.Houston	3
U.Kamalu	3
J.Joseph	2
M.Gilchrist	1
K.Johnson	1
E.Pleasant	1
J.Heath	1
C.Moore	1
C.Covington	1
B.Cushing	1
M.Williams	1
W.Mercilus	1
J.Jenkins	1
K.Drummond	1
L.Lewis	1
Totals	85

PASSES DEFENSED

Player	PD
K.Jackson	10
J.Joseph	9
Z.Cunningham	6
M.Gilchrist	6
A.Hal	5
M.Williams	4
E.Pleasant	3
D.Cole	3
J.Clowney	2
K.Johnson	2
J.Watt	2
B.McKinney	1
B.Scarlett	1
C.Moore	1
C.Watkins	1
A.Blackson	1
T.Decoud	1
Totals	58

2018 FINAL STATISTICS (11-5)



Date	W/L	Score	Opponent	Attendance
9/9/2018	L	20-27	at New England Patriots	65,878
9/16/2018	L	17-20	at Tennessee Titans	62,372
9/23/2018	L	22-27	New York Giants	71,838
9/30/2018	W	37-34	at Indianapolis Colts	57,716
10/7/2018	W	19-16	Dallas Cowboys	72,008
10/14/2018	W	20-13	Buffalo Bills	71,638
10/21/2018	W	20-7	at Jacksonville Jaguars	66,534
10/25/2018	W	42-23	Miami Dolphins	71,726
11/4/2018	W	19-17	at Denver Broncos	76,270
11/18/2018	W	23-21	at Washington Redskins	61,593
11/26/2018	W	34-17	Tennessee Titans	71,826
12/2/2018	W	29-13	Cleveland Browns	71,741
12/9/2018	L	21-24	Indianapolis Colts	71,814
12/15/2018	W	29-22	at New York Jets	77,982
12/23/2018	L	30-32	Philadelphia Eagles	69,696
12/30/2018	W	20-3	Jacksonville Jaguars	71,848

TEXANS STATISTICS		TEXANS	Opponents
TOTAL FIRST DOWNS		330	298
Rushing		94	76
Passing		202	200
Penalty		37	22
3rd Down: Made/Att		77/208	91/227
3rd Down Pct.		37.0%	40.1%
4th Down: Made/Att		8/12	12/20
4th Down Pct.		66.7%	60.0%
POSSESSION AVG.		30:12	29:48
TOTAL NET YARDS		5802	5490
Avg. Per Game		362.6	343.1
Total Plays		1040	1022
Avg. Per Play		5.6	5.4
NET YARDS RUSHING		2021	1323
Avg. Per Game		126.3	82.7
Total Rushes		472	385
NET YARDS PASSING		3781	4167
Avg. Per Game		236.3	260.4
Sacked/Yards Lost		62/384	43/310
Gross Yards		4165	4477
Attempts/Completions		506/345	594/385
Completion Pct.		68.2%	64.8%
Had Intercepted		9	15
PUNTS/AVERAGE		74/43.7	80/46.6
NET PUNTING AVG.		39.1	40.8
PENALTIES/YARDS		105/787	117/945
FUMBLES/BALL LOST		19/7	26/14
TOUCHDOWNS		42	36
Rushing		12	8
Passing		26	28
Returns		4	4

SCORE BY PERIODS	1	2	3	4	OT	Total
TEXANS	87	136	60	110	9	402
Opponents	74	76	91	72	3	316

SCORING	TD	Ru	Pa	Rt	PAT	FG	2PT	TP
K.Fairbairn	0	0	0	0	39/41	37/42	0	150
D.Hopkins	11	0	11	0	0/0	0/0	0	66
L.Miller	6	5	1	0	0/0	0/0	0	36
D.Watson	5	5	0	0	0/0	0/0	0	30
J.Thomas	4	0	4	0	0/0	0/0	0	24
W.Fuller	4	0	4	0	0/0	0/0	0	24
D.Thomas	2	0	2	0	0/0	0/0	0	12
A.Blue	2	2	0	0	0/0	0/0	0	12
B. Ellington	1	0	1	0	0/0	0/0	0	6
J.Clowney	1	0	0	1	0/0	0/0	0	6
J.Joseph	1	0	0	1	0/0	0/0	0	6
V.Smith	1	0	1	0	0/0	0/0	0	6
Z.Cunningham	1	0	0	1	0/0	0/0	0	6
D.Foreman	1	0	1	0	0/0	0/0	0	6
J.Reid	1	0	0	1	0/0	0/0	0	6
K.Coutee	1	0	1	0	0/0	0/0	0	6
TEXANS	42	12	26	4	39/41	37/42	0	402
Opponents	36	8	28	0	29/32	23/26	1	316

2-Pt. Conversions: TEXANS: 0/1, Opponents: 1/4

SACKS: J.Watt 16.0, J.Clowney 9.0, W.Mercilus 4.0, C.Covington 3.5, T. Mathieu 3.0, D.Reader 2.0, B.McKinney 1.5, K.Jackson 1.0, D.Ejiofor 1.0, A.Blackson 1.0, C.Watkins 1.0
 TEXANS: 43.0, Opponents: 62.0

RUSHING	No.	Yds	Avg	Long	TD
L.Miller	210	973	4.6	97t	5
D.Watson	99	551	5.6	34	5
A.Blue	150	499	3.3	17	2
D.Carter	1	7	7.0	7	0
K.Coutee	3	0	0.0	3	0
D.Foreman	7	-1	-0.1	2	0
B.Weeden	1	-1	-1.0	-1	0
D.Hopkins	1	-7	-7.0	-7	0
TEXANS	472	2021	4.3	97t	12
Opponents	385	1323	3.4	39	8

RECEIVING	No.	Yds	Avg	Long	TD
D.Hopkins	115	1572	13.7	49t	11
W.Fuller V	32	503	15.7	73t	4
K.Coutee	28	287	10.3	40	1
L.Miller	25	163	6.5	16	1
R.Griffin	24	305	12.7	47	0
D.Thomas	23	275	12.0	31	2
J.Thomas	20	215	10.8	39	4
D.Carter	20	195	9.8	50	0
A.Blue	20	154	7.7	28	0
J.Akins	17	225	13.2	28	0
B.Ellington	8	92	11.5	23	1
V.Smith	5	91	18.2	35t	1
T.Ervin	3	35	11.7	19	0
D.Foreman	2	28	14.0	20t	1
J.Webb	2	13	6.5	7	0
S.Coates	1	12	12.0	12	0
TEXANS	354	4165	12.1	73t	26
Opponents	385	4477	11.6	83t	28

INTERCEPTIONS	No.	Yds	Avg	Long	TD
J.Reid	3	128	42.7	101t	1
A.Hal	3	2	0.7	2	0
J.Joseph	2	46	23.0	28t	1
K.Jackson	2	24	12.0	13	0
T.Mathieu	2	6	3.0	6	0
Z.Cunningham	1	38	38.0	38t	1
B.Scarlett	1	8	8.0	8	0
B.McKinney	1	0	0.0	0	0
TEXANS	15	252	16.8	101t	3
Opponents	9	24	2.7	15	0

PUNTING	No.	Yds	Avg	Net	TB	In	Lg	B
T.Daniel	74	3237	43.7	39.1	5	36	61	0
TEXANS	74	3237	43.7	39.1	5	36	61	0
Opponents	80	3732	46.7	40.8	7	24	62	1

PUNT RETURNS	Ret	FC	Yds	Avg	Long	TD
T.Ervin	21	7	175	8.3	27	0
D.Carter	16	8	146	9.1	30	0
T.Mathieu	1	1	6	6.0	6	0
TEXANS	38	16	327	8.6	30	0
Opponents	32	23	240	7.5	26	0

KICKOFF RETURNS	No.	Yds	Avg	Long	TD
T.Ervin	10	253	25.3	36	0
D.Carter	9	221	24.6	30	0
A.Blue	1	13	13.0	13	0
TEXANS	20	487	24.4	36	0
Opponents	33	682	20.7	40	0

FIELD GOALS	1-19	20-29	30-39	40-49	50+
K.Fairbairn	1/1	9/9	11/11	12/15	4/6
TEXANS	1/1	9/9	11/11	12/15	4/6
Opponents	0/0	4/4	7/7	10/10	2/5

FUMBLES LOST: D.Watson 3, D.Hopkins 2, D.Carter 1, L.Miller 1 TEXANS: 7

OPP. FUMBLE RECOVERIES: J.Clowney 3, J.Reid 2, A.Colvin 2, D.Ejiofor 1, K.Jackson 1, J.Bademosi 1, T.Mathieu 1, A.Blackson 1, B.Scarlett 1, Z.Cunningham 1 TEXANS: 14

PASSING	Att	Comp	Yds	Cmp%	Yds/Att	TD	TD%	Int	Int%	Long	Sack/Lost	Rating
D.Watson	505	345	4165	68.3%	8.2	26	5.1%	9	1.8%	73t	62/384	103.1
D.Hopkins	1	0	0	0.0%	0.0	0	0.0%	0	0.0%	0	0/0	39.6
TEXANS	506	345	4165	68.2%	8.2	26	5.1%	9	1.8%	73t	62/384	102.9
Opponents	594	385	4477	64.8%	7.5	28	4.7%	15	2.5%	83t	43/310	92.7

2018 FINAL STATISTICS (11-5)



DEFENSIVE STATISTICS

PLAYER	Solo	Asst	Total	Sk	Sk Yds	TFL	QBH	Int	PD	FF	FR
Zach Cunningham	73	32	105	0	0	3	2	1	5	2	0
Benardrick McKinney	63	42	105	1.5	7.5	5	5	1	7	1	0
Tyrann Mathieu	70	19	89	3	20	5	4	2	8	0	1
Kareem Jackson	70	17	87	1	13	5	1	2	17	2	1
Justin Reid	64	17	81	0	0	2	1	3	10	1	2
J.J. Watt	47	14	61	16	119	18	25	0	4	7	0
Johnathan Joseph	49	9	58	0	0	1	0	2	13	0	0
Jadeveon Clowney	38	9	47	9	74.5	16	21	0	1	1	3
Whitney Mercilus	22	17	39	4	28	5	14	0	0	2	0
D.J. Reader	23	10	33	2	10	5	3	0	0	0	0
Shareece Wright	25	7	32	0	0	3	0	0	5	0	0
Aaron Colvin	22	7	29	0	0	0	0	0	1	0	2
Angelo Blackson	18	6	24	1	7	1	2	0	3	0	1
Brandon Dunn	13	11	24	0	0	4	0	0	0	1	0
Christian Covington	8	7	15	3.5	21	4	8	0	0	0	0
Dylan Cole	13	0	13	0	0	1	0	0	3	0	0
Brennan Scarlett	8	4	12	0	0	0	2	1	3	1	0
Andre Hal	5	6	11	0	0	0	0	3	5	0	0
Duke Ejiofor	6	2	8	1	8	1	2	0	2	0	1
Brian Peters	3	4	7	0	0	0	0	0	0	0	0
Natrell Jamerson	5	0	5	0	0	0	0	0	1	0	0
Peter Kalambayi	1	4	5	0	0	0	0	0	0	0	0
Deante Burton	4	0	4	0	0	0	0	0	0	1	0
Mike Tyson	2	2	4	0	0	0	0	0	1	0	0
Kevin Johnson	1	3	4	0	0	0	0	0	0	0	0
Carlos Watkins	2	1	3	1	2	1	1	0	0	0	0
Josh Keyes	2	1	3	0	0	0	1	0	0	0	0
Joel Heath	2	0	2	0	0	0	0	0	0	0	0
Kayvon Webster	1	0	1	0	0	0	0	0	0	0	0
Johnson Bademosi	0	1	1	0	0	0	0	0	0	0	0
TEXANS	660	252	912	43	310	80	92	15	90	19	11
Opponents	665	354	1019	62	384	91	133	9	49	10	6

MISCELLANEOUS TACKLES: D.Hopkins 2, N.Martin 2, D.Watson 1, S.Henderson 1, S.Kelemete 1, M.Rankin 1, J.Akins 1

MISCELLANEOUS FUMBLE RECOVERIES: D.Watson 3, A.Blue 1, N.Martin 1, S.Kelemete 1, J.Davenport 1

DEFENSIVE LEADERS

SACKS

Player	Sacks	Yards
J.Watt	16.0	119.0
J.Clowney	9.0	74.5
W.Mercilus	4.0	28.0
C.Covington	3.5	21.0
T.Mathieu	3.0	20.0
D.Reader	2.0	10.0
B.McKinney	1.5	7.5
K.Jackson	1.0	13.0
A.Blackson	1.0	7.0
D.Ejiofor	1.0	8.0
C.Watkins	1.0	2.0
Totals	43	310

INTERCEPTIONS

Player	Int	Yards	Long
J.Reid	3	128	101t
A.Hal	3	2	2
T.Mathieu	2	6	6
K.Jackson	2	24	13
J.Joseph	2	46	28t
Z.Cunningham	1	38	38t
B.McKinney	1	0	0
B.Scarlett	1	8	8
Totals	15	252	101t

DEF. FUMBLES FORCED AND RECOVERED

Player	FF	FR
J.Watt	7	0
Z.Cunningham	2	0
K.Jackson	2	1
W.Mercilus	2	0
B.McKinney	1	0
J.Reid	1	2
J.Clowney	1	3
B.Dunn	1	0
B.Scarlett	1	0
D.Burton	1	1
T.Mathieu	0	1
A.Colvin	0	2
A.Blackson	0	1
D.Ejiofor	0	1
Totals	19	11

QUARTERBACK HITS

Player	QBH
J.Watt	25
J.Clowney	21
W.Mercilus	14
C.Covington	8
B.McKinney	5
T.Mathieu	4
D.Reader	3
Z.Cunningham	2
A.Blackson	2
B.Scarlett	2
D.Ejiofor	2
K.Jackson	1
J.Reid	1
C.Watkins	1
J.Keyes	1
Totals	92

PASSES DEFENSED

Player	PD
K.Jackson	17
J.Joseph	13
J.Reid	10
T.Mathieu	8
B.McKinney	7
Z.Cunningham	5
S.Wright	5
A.Hal	5
J.Watt	4
A.Blackson	3
D.Cole	3
B.Scarlett	3
D.Ejiofor	2
J.Clowney	1
A.Colvin	1
N.Jamerson	1
M.Tyson	1
D.Hopkins	1
Totals	90

TACKLES FOR LOSS

Player	TFL
J.Watt	18
J.Clowney	16
B.McKinney	5
T.Mathieu	5
K.Jackson	5
W.Mercilus	5
D.Reader	5
B.Dunn	4
C.Covington	4
Z.Cunningham	3
S.Wright	3
J.Reid	2
J.Joseph	1
A.Blackson	1
D.Cole	1
D.Ejiofor	1
C.Watkins	1
Totals	80

SPECIAL TEAMS STATISTICS

PLAYER	Solo	Asst	Total	FF	Blocked			
					FR	FG	PAT	Punt
A.Moore	7	4	11	0	1	0	0	0
J.Bademosi	7	2	9	0	1	0	0	0
B.Howell	7	2	9	1	1	0	0	0
P.Kalambayi	6	2	8	0	0	0	0	0
J.Reid	6	1	7	0	0	0	0	0
B.Scarlett	4	2	6	0	1	0	0	0
S.Coates	1	3	4	0	0	0	0	0
T.Adams	1	2	3	0	0	0	0	1
J.Webb III	3	0	3	0	0	0	0	0
Z.Cunningham	0	2	2	0	1	0	0	0
A.Hal	1	1	2	0	0	0	0	0
N.Jamerson	1	1	2	0	0	0	0	0
J.Keyes	1	1	2	0	0	0	0	0
B.Peters	1	1	2	0	0	0	0	0
A.Blue	1	0	1	0	0	0	0	0
D.Ejiofor	0	1	1	0	0	0	0	0
K.Fairbairn	1	0	1	0	0	0	0	0
M.Tyson	1	0	1	0	0	0	0	0
J.Weeks	0	0	1	0	0	0	0	0
TEXANS	49	26	75	1	5	0	0	1
Opponents	52	25	75	2	4	0	0	0

2018 POSTSEASON STATISTICS (0-1)



Date	W/L	Score	Opponent	Attendance
1/5/2019	L	7-21	Indianapolis Colts	71,798

TEXANS STATISTICS	TEXANS	Opponents
TOTAL FIRST DOWNS	20	26
Rushing	7	10
Passing	13	14
Penalty	0	2
3rd Down: Made/Att	3/13	9/14
3rd Down Pct.	23.1%	64.3%
4th Down: Made/Att	2/5	0/0
4th Down Pct.	40.0%	0.0%
POSSESSION AVG.	28:46	31:14
TOTAL NET YARDS	322	422
Avg. Per Game	322.0	422.0
Total Plays	68	67
Avg. Per Play	4.7	6.3
NET YARDS RUSHING	105	200
Avg. Per Game	105.0	200.0
Total Rushes	16	35
NET YARDS PASSING	217	222
Avg. Per Game	217.0	222.0
Sacked/Yards Lost	3/18	0/0
Gross Yards	235	222
Attempts/Completions	49/29	32/19
Completion Pct.	59.2%	59.4%
Had Intercepted	1	1
PUNTS/AVERAGE	5/46.8	4/37.0
NET PUNTING AVG.	42.8	37.0
PENALTIES/YARDS	8/67	2/10
FUMBLES/BALL LOST	0/0	0/0
TOUCHDOWNS	1	3
Rushing	0	1
Passing	1	2
Returns	0	0

SCORE BY PERIODS	1	2	3	4	OT	Total
TEXANS	0	0	0	7	0	7
Opponents	14	7	0	0	0	21

SCORING	TD	Ru	Pa	Rt	PAT	FG	2PT	TP
K.Coutee	1	0	1	0	0/0	0/0	0	6
K.Fairbairn	0	0	0	0	1/1	0/0	0	1
TEXANS	1	0	1	0	1/1	0/0	0	7
Opponents	3	1	2	1	3/3	0/0	0	21

2-Pt. Conversions: TEXANS: 0/0, Opponents: 0/0

SACKS: TEXANS: 0.0, Opponents: 3.0

FUMBLES LOST: TEXANS: 0

OPP. FUMBLE RECOVERIES: TEXANS: 0

RUSHING	No.	Yds	Avg	Long	TD
D.Watson	8	76	9.5	21	0
L.Miller	5	18	3.6	8	0
A.Blue	2	8	4.0	4	0
D.Foreman	1	3	3.0	3	0
TEXANS	16	105	6.6	21	0
Opponents	35	200	5.7	29	1

RECEIVING	No.	Yds	Avg	Long	TD
K.Coutee	11	110	10.0	20	1
L.Miller	8	63	7.9	12	0
D.Hopkins	5	37	7.4	13	0
A.Blue	2	11	5.5	6	0
J.Akins	2	8	4.0	7	0
R.Griffin	1	6	6.0	6	0
D.Foreman	0	0	0.0	0	0
V.Smith	0	0	0.0	0	0
TEXANS	29	235	8.1	20	1
Opponents	19	222	11.7	38	2

INTERCEPTIONS	No.	Yds	Avg	Long	TD
B.Dunn	1	0	0.0	0	0
TEXANS	1	0	0.0	0	0
Opponents	1	10	10.0	10	0

PUNTING	No.	Yds	Avg	Net	TB	In	Lg	B
T.Daniel	5	234	46.8	42.8	0	2	60	0
TEXANS	5	234	46.8	42.8	0	2	60	0
Opponents	5	148	37.0	37.0	0	2	44	0

PUNT RETURNS	Ret	FC	Yds	Avg	Long	TD
D.Carter	0	2	0	0.0	0	0
TEXANS	0	2	0	0.0	0	0
Opponents	2	2	20	10.0	14	0

KICKOFF RETURNS	No.	Yds	Avg	Long	TD
D.Carter	1	26	26.0	26	0
TEXANS	1	26	26.0	26	0
Opponents	0	0	0.0	0	0

FIELD GOALS	1-19	20-29	30-39	40-49	50+
K.Fairbairn	0/0	0/0	0/0	0/0	0/0
TEXANS	0/0	0/0	0/0	0/0	0/0
Opponents	0/0	0/0	0/0	0/0	0/0

PASSING	Att	Comp	Yds	Cmp%	Yds/Att	TD	TD%	Int	Int%	Long	Sack/Lost	Rating
D.Watson	49	29	235	59.2%	4.8	1	2.0%	1	2.0%	20	3/18	69.7
TEXANS	49	29	235	59.2%	4.8	1	2.0%	1	2.0%	20	3/18	69.7
Opponents	32	19	222	59.4%	6.9	2	6.3%	1	3.1%	38	0/0	88.3

2018 POSTSEASON STATISTICS (0-1)



DEFENSIVE STATISTICS

PLAYER	Solo	Asst	Total	Sk	Sk Yds	TFL	QBH	Int	PD	FF	FR
Benardrick McKinney	5	4	9	0	0	0	0	0	0	0	0
Tyrann Mathieu	8	0	8	0	0	0	0	0	0	0	0
Zach Cunningham	5	2	7	0	0	0	1	0	1	0	0
Johnathan Joseph	4	2	6	0	0	0	0	0	0	0	0
D.J. Reader	3	3	6	0	0	0	0	0	0	0	0
Jadeveon Clowney	2	3	5	0	0	0	0	0	0	0	0
Kareem Jackson	3	1	4	0	0	0	0	0	0	0	0
Dylan Cole	2	2	4	0	0	0	0	0	0	0	0
Justin Reid	2	1	3	0	0	0	0	0	2	0	0
J.J. Watt	2	0	2	0	0	1	1	0	2	0	0
Andre Hal	1	1	2	0	0	0	0	0	0	0	0
Brandon Dunn	1	0	1	0	0	0	0	1	1	0	0
Duke Ejirofor	1	0	1	0	0	0	2	0	0	0	0
Whitney Mercilus	0	1	1	0	0	0	0	0	0	0	0
Shareece Wright	0	0	0	0	0	0	0	0	1	0	0
TEXANS	39	20	59	0.0	0.0	1	4	1	7	0	0
Opponents	36	26	62	3.0	18.0	3	8	1	4	0	0

MISCELLANEOUS TACKLES: R.Griffin 1

MISCELLANEOUS FUMBLE RECOVERIES: 0

SPECIAL TEAMS STATISTICS

PLAYER	Solo	Asst	Total	FF	FR	Blocked	Blocked	Blocked
						FG	PAT	Punt
Z.Cunningham	1	0	1	0	0	0	0	0
P.Kalambayi	1	0	1	0	0	0	0	0
TEXANS	2	0	2	0	0	0	0	0
Opponents	0	2	2	0	0	0	0	0

DEFENSIVE LEADERS

INTERCEPTIONS

Player	Int	Yards	Long
B.Dunn	1	0	0
Totals	1	0	0

QUARTERBACK HITS

Player	QBH
D.Ejirofor	2
Z.Cunningham	1
J.Watt	1
Totals	4

PASSES DEFENSED

Player	PD
J.Reid	2
J.Watt	2
B.Dunn	1
Z.Cunningham	1
S.Wright	1
Totals	7

TACKLES FOR LOSS

Player	TFL
J.Watt	1
Totals	1

2019 FINAL STATISTICS (10-6)



Date	W/L	Score	Opponent	Attendance
9/9/19	L	28-30	at New Orleans Saints	73,039
9/15/19	W	13-12	Jacksonville Jaguars	71,651
9/22/19	W	27-20	at Los Angeles Chargers	25,349
9/29/19	L	10-16	Carolina Panthers	71,699
10/6/19	W	53-32	Atlanta Falcons	71,787
10/13/19	W	31-24	at Kansas City Chiefs	73,323
10/20/19	L	23-30	at Indianapolis Colts	59,977
10/27/19	W	27-24	Oakland Raiders	71,893
11/3/19	W	26-3	at Jacksonville Jaguars	84,771
11/17/19	L	7-41	at Baltimore Ravens	70,731
11/21/19	W	20-17	Indianapolis Colts	71,727
12/1/19	W	28-22	New England Patriots	72,025
12/8/19	L	24-38	Denver Broncos	71,769
12/15/19	W	24-21	at Tennessee Titans	65,265
12/21/19	W	23-20	at Tampa Bay Buccaneers	49,036
12/29/19	L	14-35	Tennessee Titans	71,794

TEXANS STATISTICS		TEXANS	Opponents
TOTAL FIRST DOWNS			
Rushing		346	346
Passing		112	98
Penalty		203	220
3rd Down: Made/Att		84/193	98/202
3rd Down Pct.		43.5%	48.5%
4th Down: Made/Att		13/25	7/16
4th Down Pct.		52.0%	43.8%
POSSESSION AVG.			
TOTAL NET YARDS		30:02	29:58
Avg. Per Game		5792	6213
Total Plays		362.0	388.3
Avg. Per Play		1017	1020
NET YARDS RUSHING			
Avg. Per Game		2009	1937
Total Rushes		125.6	121.1
NET YARDS PASSING			
Avg. Per Game		434	403
Sacked/Yards Lost		3783	4276
Gross Yards		236.4	267.3
Attempts/Completions		49/300	31/215
Completion Pct.		4083	4491
Had Intercepted		534/355	586/375
PUNTS/AVERAGE			
NET PUNTING AVG.		66.5%	64.0%
PENALTIES/YARDS		14	12
FUMBLES/BALL LOST		57/45.6	56/47.0
TOUCHDOWNS		43.5	42.8
Rushing		111/892	109/859
Passing		20/8	16/10
Returns		46	46
		17	12
		27	33
		2	1

SCORE BY PERIODS	1	2	3	4	OT	Total
TEXANS	47	115	92	124	0	378
Opponents	75	112	92	106	0	385

SCORING	TD	Ru	Pa	Rt	PAT	FG	2PT	TP
K.Fairbairn	0	0	0	0	40/45	20/25	0	100
D.Watson	8	7	1	0	0/0	0/0	0	48
D.Hopkins	7	0	7	0	0/0	0/0	1	44
D.Fells	7	0	7	0	0/0	0/0	0	42
C.Hyde	6	6	0	0	0/0	0/0	0	36
D.Johnson	5	2	3	0	0/0	0/0	0	30
K.Stills	4	0	4	0	0/0	0/0	0	24
W.Fuller	3	0	3	0	0/0	0/0	0	18
J.Akins	2	0	2	0	0/0	0/0	0	12
T.Gipson	1	0	0	1	0/0	0/0	0	6
A.McCarron	1	1	0	0	0/0	0/0	0	6
K.Coutee	1	1	0	0	0/0	0/0	0	6
B.Roby	1	0	0	1	0/0	0/0	0	6
TEXANS	46	17	27	2	40/45	20/25	1	378
Opponents	46	12	33	1	42/43	21/26	1	385

2-Pt. Conversions: TEXANS 1/1, Opponents: 1/3

SACKS: W.Mercilus 7.5, J.Watt 4.0, J.Martin 3.5, B.Scarlett 3.5, C.Omenihu 3.0, D.Reader 2.5, Z.Cunningham 2.0, B.Boddy-Calhoun 1.0, B.Roby 1.0, B.McKinney 1.0, B.Dunn 1.0, C.Watkins 1.0

TEXANS: 31.0, Opponents: 48.5

RUSHING	No.	Yds	Avg	Long	TD
C.Hyde	245	1070	4.4	58	6
D.Watson	82	413	5.0	30	7
D.Johnson	83	410	4.9	40	2
T.Jones	9	40	4.4	11	0
A.McCarron	5	39	7.8	18	1
D.Hopkins	2	18	9.0	12	0
K.Coutee	2	14	7.0	10	1
B.Howell	5	10	2.0	4	0
B.Anger	1	-5	-5.0	-5	0
TEXANS	434	2009	4.6	58	17
Opponents	403	1937	4.8	63t	12

RECEIVING	No.	Yds	Avg	Long	TD
D.Hopkins	104	1165	11.2	43t	7
W.Fuller	49	670	13.7	54	3
D.Johnson	44	410	9.3	21	3
K.Stills	40	561	14.0	45	4
J.Akins	36	418	11.6	53t	2
D.Fells	34	341	10.0	24	7
K.Coutee	22	254	11.5	51	0
D.Carter	11	162	14.7	46	0
C.Hyde	10	42	4.2	14	0
S.Mitchell	2	37	18.5	21	0
T.Jones	1	9	9.0	9	0
J.Thomas	1	8	8.0	8	0
D.Watson	1	6	6.0	6t	1
TEXANS	355	4083	11.5	54	27
Opponents	375	4491	12.0	65t	33

INTERCEPTIONS	No.	Yds	Avg	Long	TD
T.Gipson	3	105	35.0	79t	1
W.Mercilus	2	88	44.0	86	0
J.Reid	2	55	27.5	37	0
B.Roby	2	49	24.5	27t	1
J.Addae	2	5	2.5	4	0
J.Joseph	1	0	0.0	0	0
TEXANS	12	302	25.2	86	2
Opponents	14	92	6.6	37	0

PUNTING	No.	Yds	Avg	Net	TB	In	Lg	B
B.Anger	45	2094	46.5	44.5	2	24	71	0
T.Daniel	11	479	43.5	40.9	0	2	54	0
K.Fairbairn	1	26	26.0	26.0	0	1	26	0
TEXANS	57	2599	45.6	43.5	2	27	71	0
Opponents	56	2632	47.0	42.8	1	29	68	0

PUNT RETURNS	Ret	FC	Yds	Avg	Long	TD
D.Carter	22	18	214	9.7	23	0
TEXANS	22	18	214	9.7	23	0
Opponents	24	19	82	3.4	15	0

KICKOFF RETURNS	No.	Yds	Avg	Long	TD
D.Carter	14	308	22.0	31	0
TEXANS	14	308	22.0	31	0
Opponents	39	725	18.6	33	0

FIELD GOALS	1-19	20-29	30-39	40-49	50+
K.Fairbairn	0/0	5/5	8/8	4/6	3/6
TEXANS	0/0	5/5	8/8	4/6	3/6
Opponents	0/0	2/2	8/8	8/10	3/6

FUMBLES LOST: D.Watson 3, C.Hyde 2, D.Carter 1, D.Johnson 1, K.Coutee 1 TEXANS: 8

OPP. FUMBLE RECOVERIES: B.McKinney 2, Z.Cunningham 2, J.Watt 2, W.Mercilus 1, C.Watkins 1, D.Cole 1, J.Reid 1 TEXANS: 10

PASSING	Att	Comp	Yds	Cmp%	Yds/Att	TD	TD%	Int	Int%	Long	Sack/Lost	Rating
D.Watson	495	333	3852	67.3%	7.8	26	5.3%	12	2.4%	54	44/257	98.0
A.McCarron	37	21	225	56.8%	6.1	0	0.0%	1	2.7%	21	5/43	63.5
D.Hopkins	2	1	6	50.0%	3.0	1	50.0%	1	50.0%	6t	0/0	56.3
TEXANS	534	355	4083	66.5%	7.6	27	5.1%	14	2.6%	54	49/300	95.3
Opponents	586	375	4491	64.0%	7.7	33	5.6%	12	2.0%	65t	31/215	97.6

2019 FINAL STATISTICS (10-6)



DEFENSIVE STATISTICS

PLAYER	Solo	Asst	Total	Sk	Sk Yds	TFL	QBH	Int	PD	FF	FR
Zach Cunningham	95	42	137	2	11	7	3	0	2	0	2
Benardrick McKinney	54	47	101	1	4.5	4	4	0	3	1	2
Justin Reid	57	21	78	0	0	1	1	2	5	0	1
D.J. Reader	28	24	52	2.5	17	6	13	0	0	0	0
Johnathan Joseph	43	8	51	0	0	0	0	1	13	0	0
Tashaun Gipson	37	14	51	0	0	2	3	3	8	0	0
Whitney Mercilus	33	15	48	7.5	44.5	9	16	2	2	4	1
Brennan Scarlett	30	18	48	3.5	7.5	3	6	0	1	2	0
Jahleel Addae	33	9	42	0	0	0	0	2	3	0	0
Bradley Roby	35	3	38	1	10	2	1	2	8	1	0
Lonnie Johnson	31	7	38	0	0	0	0	0	7	0	0
Gareon Conley	20	7	27	0	0	0	0	0	11	0	0
Brandon Dunn	11	14	25	1	3	1	4	0	0	0	0
J.J. Watt	15	9	24	4	34.5	4	21	0	3	1	2
Carlos Watkins	10	13	23	1	3	1	2	0	1	0	1
Vernon Hargreaves	16	5	21	0	0	1	0	0	2	0	0
Angelo Blackson	11	9	20	0	0	2	1	0	0	0	0
Charles Omenihu	8	5	13	3	34	2	5	0	2	2	0
Tyrell Adams	7	6	13	0	0	0	0	0	0	1	0
Phillip Gaines	10	1	11	0	0	1	0	0	2	0	0
Jacob Martin	6	5	11	3.5	27	3	7	0	0	1	0
Peter Kalambayi	7	3	10	0	0	0	0	0	0	0	0
Dylan Cole	6	2	8	0	0	0	0	0	1	0	1
Keion Crossen	6	2	8	0	0	0	1	0	1	0	0
Eddie Vanderdoes	5	3	8	0	0	0	0	0	0	0	0
Aaron Colvin	4	1	5	0	0	0	0	0	0	0	0
Cornell Armstrong	3	1	4	0	0	0	0	0	0	0	0
Briean Boddy-Calhoun	2	0	2	1	19	1	0	0	0	1	0
A.J. Moore	2	0	2	0	0	1	0	0	0	0	0
Mike Adams	2	0	2	0	0	0	0	0	0	0	0
Barkevious Mingo	0	1	1	0	0	0	2	0	0	0	0
TEXANS	627	295	922	31	215	51	91	12	75	14	10
Opponent	660	283	943	48.5	296	68	94	14	61	13	7

MISCELLANEOUS TACKLES: D.Johnson 3, M.Scharping 3, K.Coutee 2, C.Hyde 2, D.Hopkins 1, B.Howell 1, D.Watson 1, K.Stills 1, D.Fells 1

MISCELLANEOUS FUMBLE RECOVERIES: D.Watson 5, T.Howard 1, C.Hyde 1, M.Scharping 1

DEFENSIVE LEADERS

SACKS		
Player	Sacks	Yards
W.Mercilus	7.5	44.5
J.Watt	4.0	34.5
C.Omenihu	3.0	34.0
J.Martin	3.5	27.0
B.Boddy-Calhoun	1.0	19.0
D.Reader	2.5	17.0
Z.Cunningham	2.0	11.0
B.Roby	1.0	10.0
B.Scarlett	3.5	7.5
B.McKinney	1.0	4.5
B.Dunn	1.0	3.0
C.Watkins	1.0	3.0
Totals	31	215

INTERCEPTIONS			
Player	Int	Yards	Long
T.Gipson Sr.	3	105	79t
J.Addae	2	5	4
W.Mercilus	2	88	86
J.Reid	2	55	37
B.Roby	2	49	27t
J.Joseph	1	0	0
Totals	12	302	86

DEF. FUMBLES FORCED AND RECOVERED		
Player	FF	FR
W.Mercilus	4	1
B.Scarlett	2	0
C.Omenihu	2	0
B.McKinney	1	2
B.Roby	1	0
J.Watt	1	2
T.Adams	1	0
J.Martin	1	0
B.Boddy-Calhoun	1	0
Z.Cunningham	0	2
J.Reid	0	1
C.Watkins	0	1
D.Cole	0	1
Totals	14	10

QUARTERBACK HITS	
Player	QBH
J.Watt	21
W.Mercilus	16
D.Reader	13
J.Martin	7
B.Scarlett	6
C.Omenihu	5
B.Dunn	4
B.McKinney	4
Z.Cunningham	3
T.Gipson Sr.	3
B.Mingo	2
C.Watkins	2
A.Blackson	1
K.Crossen	1
J.Heath	1
J.Reid	1
B.Roby	1
Totals	91

PASSES DEFENSED	
Player	PD
J.Joseph	13
G.Conley	11
T.Gipson Sr.	8
B.Roby	8
L.Johnson Jr.	7
J.Reid	5
J.Addae	3
B.McKinney	3
J.Watt	3
Z.Cunningham	2
P.Gaines	2
V.Hargreaves III	2
W.Mercilus	2
C.Omenihu	2
D.Cole	1
K.Crossen	1
B.Scarlett	1
C.Watkins	1
Totals	75

SPECIAL TEAMS STATISTICS

PLAYER	Solo	Asst	Total	Blocked				
				FF	FR	FG	PAT	Punt
A.Moore Jr.	7	5	12	0	0	0	0	0
T.Jones	4	5	9	0	0	0	0	0
P.Kalambayi	3	5	8	0	0	0	0	0
D.Cole	7	1	8	0	0	0	0	0
C.Gillaspia	3	3	6	0	0	0	0	0
Z.Cunningham	4	1	5	0	0	0	0	0
K.Crossen	4	1	5	0	0	0	0	0
B.Howell	2	3	5	0	0	0	0	0
B.Mingo	5	0	5	0	0	0	0	0
L.Johnson Jr.	3	0	3	0	0	0	0	0
J.Addae	2	1	3	0	0	0	0	0
B.Scarlett	1	2	3	0	0	0	0	0
X.Crawford	1	1	2	0	0	0	0	0
P.Gaines	2	0	2	0	0	0	0	0
J.Weeks	0	2	2	0	0	0	0	0
M.Adams	0	1	1	0	0	0	0	0
K.Fairbairn	0	1	1	0	0	0	0	0
A.Blackson	0	0	0	0	0	2	0	0
TEXANS	48	32	80	0	0	2	0	0
OPPONENTS	30	17	47	1	1	0	1	0

TACKLES FOR LOSS

Player	TFL
W.Mercilus	9
Z.Cunningham	7
D.Reader	6
B.McKinney	4
J.Watt	4
J.Martin	3
B.Scarlett	3
A.Blackson	2
T.Gipson Sr.	2
C.Omenihu	2
B.Roby	2
B.Boddy-Calhoun	1
B.Dunn	1
P.Gaines	1
V.Hargreaves III	1
A.Moore Jr.	1
J.Reid	1
C.Watkins	1
Totals	51

2019 POSTSEASON STATISTICS (1-1)



Date	W/L	Score	Opponent	Attendance
1/4/2020	W	22-19	Buffalo Bills	71,699
1/12/2020	L	31-51	at Kansas City Chiefs	73,503

	TEXANS	Opponents
TEXANS STATISTICS		
TOTAL FIRST DOWNS	42	53
Rushing	9	19
Passing	31	30
Penalty	2	4
3rd Down: Made/Att	11/28	13/29
3rd Down Pct.	39.3%	44.8%
4th Down: Made/Att	1/6	0/1
4th Down Pct.	16.7%	0.0%
POSSESSION AVG.	32:21	27:39
TOTAL NET YARDS	802	859
Avg. Per Game	401.0	429.5
Total Plays	143	138
Avg. Per Play	5.6	6.2
NET YARDS RUSHING	235	290
Avg. Per Game	117.5	145.0
Total Rushes	54	51
NET YARDS PASSING	567	569
Avg. Per Game	283.5	284.5
Sacked/Yards Lost	12/68	4/32
Gross Yards	635	601
Attempts/Completions	77/51	83/48
Completion Pct.	66.2%	57.8%
Had Intercepted	0	0
PUNTS/AVERAGE	8/44.1	8/37.8
NET PUNTING AVG.	43	32.5
PENALTIES/YARDS	11/107	11/101
FUMBLES/BALL LOST	4/2	4/2
TOUCHDOWNS	6	8
Rushing	2	2
Passing	3	6
Returns	1	0

SCORE BY PERIODS	1	2	3	4	OT	Total
TEXANS	21	3	15	11	3	53
Opponents	7	34	16	13	0	70

SCORING	TD	Ru	Pa	Rt	PAT	FG	2PT	TP
D.Watson	2	2	0	0	0/0	0/0	1	14
K.Fairbairn	0	0	0	0	4/4	3/4	0	13
C.Hyde	1	0	1	0	0/0	0/0	0	6
D.Fells	1	0	1	0	0/0	0/0	0	6
K.Stills	1	0	1	0	0/0	0/0	0	6
L.Johnson	1	0	0	1	0/0	0/0	0	6
D.Hopkins	0	0	0	0	0/0	0/0	1	2
TEXANS	6	2	3	1	4/4	3/4	2	53
Opponents	8	2	6	0	7/8	5/5	0	70

2-Pt. Conversions: TEXANS: 2/2, Opponents: 0/0

SACKS: J.Martin 1.0, J.Watt 1.0, G.Conley 1.0, W.Mercilus 1.0

TEXANS: 4.0, Opponents: 12.0

RUSHING	No.	Yds	Avg	Long	TD
C.Hyde	29	92	3.2	8	0
D.Watson	20	92	4.6	20t	2
D.Johnson	4	49	12.3	19	0
J.Reid	1	2	2.0	2	0
TEXANS	54	235	4.4	20t	2
Opponents	51	290	5.7	42	2

RECEIVING	No.	Yds	Avg	Long	TD
D.Hopkins	15	208	13.9	41	0
D.Johnson	8	53	6.6	18	0
K.Stills	7	126	18.0	54t	1
D.Fells	7	59	8.4	14	1
W.Fuller	5	89	17.8	39	0
C.Hyde	4	23	5.8	10	1
T.Jones	2	48	24.0	34	0
D.Carter	2	22	11.0	17	0
J.Thomas	1	7	7.0	7	0
TEXANS	51	635	12.5	54t	3
Opponents	48	601	12.5	48	6

INTERCEPTIONS	No.	Yds	Avg	Long	TD

PUNTING	No.	Yds	Avg	Net	TB	In	Lg	B
B.Anger	8	353	44.1	43.0	0	5	56	0
TEXANS	8	353	44.1	43.0	0	5	56	0
Opponents	8	302	37.8	32.5	1	3	56	1

PUNT RETURNS	Ret	FC	Yds	Avg	Long	TD
D.Carter	2	2	22	11.0	11	0
TEXANS	2	2	22	11.0	11	0
Opponents	3	4	9	3.0	8	0

KICKOFF RETURNS	No.	Yds	Avg	Long	TD
D.Carter	3	60	20.0	26	0
C.Gillaspia	2	6	3.0	4	0
TEXANS	5	66	13.2	26	0
Opponents	6	142	23.7	58	0

FIELD GOALS	1-19	20-29	30-39	40-49	50+
K.Fairbairn	0/0	1/1	1/1	1/1	0/1
TEXANS	0/0	1/1	1/1	1/1	0/1
Opponents	0/0	1/1	1/1	3/3	0/0

FUMBLES LOST: D.Hopkins 1, D.Carter 1 TEXANS: 2

OPP. FUMBLE RECOVERIES: J.Martin 1, K.Crossen 1 TEXANS: 2

PASSING	Att	Comp	Yds	Cmp%	Yds/Att	TD	TD%	Int	Int%	Long	Sack/Lost	Rating
D.Watson	77	51	635	66.2%	8.2	3	3.9%	0	0.0%	54t	11/54	104.6
K.Stills	0	0	0	0.0%	0.0	0	0.0%	0	0.0%	0	1/14	0.0
TEXANS	77	51	635	66.2%	8.2	3	3.9%	0	0.0%	54t	12/68	104.6
Opponents	83	48	601	57.8%	7.2	6	7.2%	0	0.0%	48	4/32	104.5

2019 POSTSEASON STATISTICS (1-1)



DEFENSIVE STATISTICS

PLAYER	Solo	Asst	Total	Sk	Sk Yds	TFL	QBH	Int	PD	FF	FR
Zach Cunningham	10	6	16	0	0	2	1	0	2	0	0
Benardrick McKinney	8	6	14	0	0	0	1	0	0	0	0
Bradley Roby	11	0	11	0	0	0	0	0	2	0	0
Gareon Conley	10	1	11	1	5	1	0	0	3	0	0
Justin Reid	7	3	10	0	0	1	0	0	1	0	0
Vernon Hargreaves	9	0	9	0	0	0	1	0	1	0	0
D.J. Reader	4	3	7	0	0	0	0	0	0	0	0
Mike Adams	6	0	6	0	0	1	0	0	0	1	0
Whitney Mercilus	3	2	5	1	0	0	4	0	0	1	0
Angelo Blackson	3	1	4	0	0	0	0	0	0	0	0
Lonnie Johnson	3	0	3	0	0	0	0	0	0	0	0
Brennan Scarlett	2	1	3	0	0	0	1	0	0	0	0
Jacob Martin	2	0	2	1	19	2	2	0	0	0	1
J.J. Watt	1	1	2	1	8	1	2	0	1	0	0
Jahleel Addae	1	1	2	0	0	0	0	0	0	0	0
Brandon Dunn	1	1	2	0	0	0	0	0	0	0	0
Charles Omenihu	0	1	1	0	0	0	1	0	0	0	0
TEXANS	81	27	108	4	32	8	14	0	10	2	1
Opponents	89	44	133	12	68	13	20	0	7	1	1

MISCELLANEOUS FUMBLE RECOVERIES: C.Hyde 1, D.Watson 1

SPECIAL TEAMS STATISTICS

PLAYER	Solo	Asst	Total	FF	Blocked			
					FR	FG	PAT	Punt
T.Jones	2	0	2	0	0	0	0	0
K.Crossen	2	0	2	0	1	0	0	0
P.Kalambayi	1	0	1	0	0	0	0	0
L.Johnson Jr.	1	0	1	0	0	0	0	0
C.Gillaspia	0	1	1	0	0	0	0	0
B.Howell	1	0	1	0	0	0	0	0
B.Scarlett	1	0	1	0	0	0	0	0
A.Moore Jr.	0	1	1	0	0	0	0	0
B.Mingo	0	0	0	0	0	0	0	1
TEXANS	8	2	10	0	1	0	0	1
Opponents	6	1	7	1	0	0	0	0

DEFENSIVE LEADERS

SACKS

Player	Sacks	Yards
J.Martin	1.0	19.0
J.Watt	1.0	8.0
G.Conley	1.0	5.0
W.Mercilus	1.0	0.0
Totals	4.0	32.0

INTERCEPTIONS

Player	Int	Yards	Long
Totals	0	0	0

DEF. FUMBLES FORCED AND RECOVERED

Player	FF	FR
M.Adams	1	0
W.Mercilus	1	0
J.Martin	0	1
Totals	2	1

QUARTERBACK HITS

Player	QBH
W.Mercilus	4
J.Martin	2
J.Watt	2
Z.Cunningham	1
V.Hargreaves III	1
B.McKinney	1
A.Moore Jr.	1
C.Omenihu	1
B.Scarlett	1
Totals	14

PASSES DEFENSED

Player	PD
G.Conley	3
Z.Cunningham	2
B.Roby	2
V.Hargreaves III	1
J.Reid	1
J.Watt	1
Totals	10

TACKLES FOR LOSS

Player	TFL
Z.Cunningham	2
J.Martin	2
M.Adams	1
G.Conley	1
J.Reid	1
J.Watt	1
Totals	8

2020 FINAL STATISTICS (4-12)



Date	W/L	Score	Opponent	Attendance
09/10/20	L	20-34	at Kansas City	15,895
09/20/20	L	16-33	Baltimore	
09/27/20	L	21-28	at Pittsburgh	
10/04/20	L	23-31	Minnesota	12,102
10/11/20	W	30-14	Jacksonville	12,413
10/18/20	L	36-42 (OT)	at Tennessee	10,166
10/25/20	L	20-35	Green Bay	12,618
11/08/20	W	27-25	at Jacksonville	15,668
11/15/20	L	7-10	at Cleveland	10,613
11/22/20	W	27-20	New England	12,503
11/26/20	W	41-25	at Detroit	
12/06/20	L	20-26	Indianapolis	12,316
12/13/20	L	7-36	at Chicago	
12/20/20	L	20-27	at Indianapolis	9,992
12/27/20	L	31-37	Cincinnati	12,344
01/03/20	L	38-41	Tennessee	12,504

TEXANS STATISTICS	TEXANS	Opponents
TOTAL FIRST DOWNS	346	346
FIRST DOWNS	326	390
Rushing	83	145
Passing	222	222
Penalty	21	23
Third Down-Made/Att	83/193	96/202
Third Down Efficiency	43.0%	47.5%
Fourth Down-Made/Att	9/16	11/21
Fourth Down Efficiency	56.3%	52.4%
TOTAL NET YARDS	6,004	6,668
Avg. Per Game	375.3	416.8
Total Plays	940	1,068
Avg. Per Play	6.4	6.2
NET YARDS RUSHING	1,466	2,564
Avg. Per Game	91.6	160.3
Total Rushes	344	493
Avg. Per Rush	4.3	5.2
NET YARDS PASSING	4,538	4,104
Avg. Per Game	283.6	256.5
Sacked/Yards Lost	50/305	34/221
Gross Yards	4,843	4,325
Attempts/Completions	546/383	541/377
Pct. of Completion	70.1%	69.7%
Had Intercepted	7	3
PUNTS/AVERAGE	55/46.0	50/45.7
Net Punting Average	41.5	40.1
PUNT RETURN/AVG.	20/7.9	19/6.7
KICKOFF RETURN/AVG.	36/20.1	34/20.7
INTERCEPTION RETURN/AVG.	3/6.3	7/15.1
PENALTIES/YARDS	80/619	76/678
FUMBLES/BALL LOST	21/11	11/6
TOUCHDOWNS	44	55
Rushing	10	24
Passing	33	30
Returns	1	1
EXTRA POINTS/ATTEMPTS	37/40	49/50
TWO POINT CONVERSION/ATT.	1/4	3/4
FIELD GOALS/ATTEMPTS	27/31	25/31
AVG. TIME OF POSSESSION	27:12	32:48

SCORE BY PERIODS	1	2	3	4	OT	Total
TEXANS	60	124	82	118	0	384
Opponents	103	155	74	126	6	464

SCORING	TD	Ru	Pa	Rt	PAT	FG	2PT	TP
K. Fairbairn	0	0	0	0	37/40	27/31	0	118
W. Fuller V	8	0	8	0	0/0	0/0	0	48
D. Johnson	8	6	2	0	0/0	0/0	0	48
B. Cooks	6	0	6	0	0/0	0/0	0	36
D. Fells	4	0	4	0	0/0	0/0	0	24
K. Coutee	3	0	3	0	0/0	0/0	1	20
R. Cobb	3	0	3	0	0/0	0/0	0	18
D. Watson	3	3	0	0	0/0	0/0	0	18
P. Brown	2	0	2	0	0/0	0/0	0	12
D. Johnson	2	1	1	0	0/0	0/0	0	12
J. Akins	1	0	1	0	0/0	0/0	0	6
C. Hansen	1	0	1	0	0/0	0/0	0	6
C. Prorise	1	0	1	0	0/0	0/0	0	6
K. Stills	1	0	1	0	0/0	0/0	0	6
J. Watt	1	0	0	1	0/0	0/0	0	6
TEXANS	44	10	33	1	37/40	27/31	1	384
Opponents	55	24	30	1	49/50	25/31	3	464

2-Pt. Conversions: K. Coutee 1, TEXANS 1/4, Opponents: 3/4

SACKS: J. Watt 5.0, C. Omenihu 4.0, W. Mercilus 4.0, Z. Cunningham 3.0, J. Martin 3.0, C. Watkins 2.0, N. Hall 2.0, J. Reid 2.0, T. Adams 2.0, E. Murray 2.0, A. Moore Jr. 1.0, P. Hall 1.0, C. Liuguet 1.0, J. Greenard 1.0
 TEXANS: 33.0, Opponents: 50.0

RUSHING	No.	Yds	Avg	Long	TD
D. Johnson	147	691	4.7	48	6
D. Watson	90	444	4.9	16	3
D. Johnson	77	235	3.1	23	1
B. Howell	16	64	4.0	9	0
C. Prorise	10	19	1.9	7	0
S. Phillips	2	9	4.5	5	0
J. Akins	1	4	4.0	4	0
W. Fuller V	1	0	0.0	0	0
TEXANS	344	1,466	4.3	48	10
Opponents	493	2,564	5.2	94t	24

RECEIVING	No.	Yds	Avg	Long	TD
B. Cooks	81	1,150	14.2	57t	6
W. Fuller V	53	879	16.6	77t	8
J. Akins	37	403	10.9	26	1
R. Cobb	38	441	11.6	34	3
D. Johnson	33	314	9.5	32	2
K. Coutee	33	400	12.1	64	3
D. Johnson	28	249	8.9	48	1
D. Fells	21	312	14.9	44t	4
C. Hansen	17	236	13.9	38t	1
K. Stills	11	144	13.1	24t	1
P. Brown	14	163	11.6	29	2
S. Mitchell Jr.	5	60	12.0	20	0
K. Warring	3	35	11.7	23	0
C. Prorise	5	18	3.6	10	1
D. Carter	1	8	8.0	8	0
B. Howell	1	3	3.0	3	0
S. Phillips	1	7	7.0	7	0
C. Gillaspia	1	6	6.0	6	0
TEXANS	383	4,828	12.6	77t	33
Opponents	377	4,325	11.5	73t	30

INTERCEPTIONS	No.	Yds	Avg	Long	TD
J. Watt	1	19	19.0	19t	1
V. Hargreaves III	1	0	0.0	0	0
B. Roby	1	0	0.0	0	0
TEXANS	3	19	6.3	19t	1
Opponents	7	106	15.1	48	0

PUNTING	No.	Yds	Avg	Net	TB	In	Lg	B
B. Anger	54	2,505	46.4	41.8	6	19	67	0
K. Fairbairn	1	26	26.0	26.0	0	1	26	0
TEXANS	55	2,531	46.0	41.5	6	20	67	0
Opponents	50	2,285	45.7	40.1	4	19	62	1

PUNT RETURNS	Ret	FC	Yds	Avg	Long	TD
D. Carter	11	4	96	8.7	19	0
K. Coutee	7	6	48	6.9	11	0
W. Fuller V	2	1	14	7.0	13	0
TEXANS	20	11	158	7.9	19	0
Opponents	19	21	128	6.7	16	0

KICKOFF RETURNS	No.	Yds	Avg	Long	TD
D. Carter	12	250	20.8	29	0
C. Prorise	8	149	18.6	24	0
D. Hilliard	5	104	20.8	23	0
K. Coutee	5	97	19.4	28	0
S. Phillips	5	96	19.2	26	0
J. Owens	1	26	26.0	26	0
TEXANS	36	722	20.1	29	0
Opponents	34	705	20.7	40	0

FIELD GOALS	1-19	20-29	30-39	40-49	50+
K. Fairbairn	0/0	8/8	9/9	6/8	4/6
TEXANS	0/0	8/8	9/9	6/8	4/6
Opponents	1/1	4/6	12/13	6/8	2/3

FUMBLES/LOST: D. Watson 8/3, K. Coutee 4/3, D. Johnson 3/2, D. Johnson 2/1, D. Carter 1/1, C. Prorise 1/1, C. Heck 1/0, W. Mercilus 1/0
 TEXANS: 21/11, Opponents: 11/6

PASSING	Att	Comp	Yds	Cmp%	Yds/Att	TD	TD%	Int	Int%	Long	Sack/Lost	Rating
D. Watson	544	382	4,823	70.2	8.9	33	6.1	7	1.3	77t	49/293	112.4
A. McCarron	1	1	20	100.0	20.0	0	0.0	0	0.0	20	1/12	118.8
R. Cobb	1	0	0	0.0	0.0	0	0.0	0	0.0	0	0/0	39.6
TEXANS	546	383	4,843	70.1	8.9	33	6.0	7	1.3	77t	50/305	112.3
Opponents	541	377	4,325	69.7	8.0	30	5.5	3	0.6	73t	34/221	109.6

2020 FINAL STATISTICS (4-12)



DEFENSIVE STATISTICS

PLAYER	Solo	Asst	Total	Sk	Sk Yds	TFL	QBH	Int	PD	FF	FR
Z. Cunningham	105	58	163	3.0	16.0	7	4	0/0	2	1	0
T. Adams	75	47	122	2.0	15.0	5	3	0/0	4	2	1
J. Reid	60	21	81	2.0	16.0	6	4	0/0	4	0	0
V. Hargreaves III	61	11	72	0.0	0.0	1	0	1/0	7	0	0
E. Murray	47	24	71	2.0	18.0	2	4	0/0	2	1	0
L. Johnson Jr.	50	20	70	0.0	0.0	1	3	0/0	0	0	0
J. Watt	36	16	52	5.0	41.0	14	17	1/19	7	2	1
B. Roby	33	4	37	0.0	0.0	2	0	1/0	7	0	1
B. McKinney	19	18	37	0.0	0.0	1	0	0/0	1	0	0
K. Crossen	25	9	34	0.0	0.0	0	0	0/0	5	0	0
P. Hall	18	16	34	1.0	2.0	2	2	0/0	0	0	0
A. Moore Jr.	18	13	31	1.0	10.0	1	2	0/0	1	1	0
C. Watkins	17	10	27	2.0	10.0	4	2	0/0	3	0	1
B. Dunn	12	14	26	0.0	0.0	0	3	0/0	0	0	1
P. Gaines	18	6	24	0.0	0.0	0	0	0/0	1	0	0
B. Scarlett	15	9	24	0.0	0.0	0	1	0/0	0	0	0
W. Mercilus	12	9	21	4.0	19.0	5	7	0/0	1	0	1
J. Martin	13	7	20	3.0	16.0	3	3	0/0	1	1	1
J. Greenard	9	9	18	1.0	7.0	2	3	0/0	1	0	0
C. Omenihu	11	6	17	4.0	35.0	5	16	0/0	2	0	0
R. Blacklock	10	4	14	0.0	0.0	1	2	0/0	0	0	0
M. Thomas	6	7	13	0.0	0.0	0	0	0/0	0	0	0
J. Reid	8	1	9	0.0	0.0	0	0	0/0	1	0	0
N. Hall	4	1	5	2.0	5.0	1	2	0/0	0	1	0
C. Liuget	2	2	4	1.0	7.0	2	2	0/0	0	0	0
D. Cole	0	2	2	0.0	0.0	0	0	0/0	0	0	0
A. Alufohai	0	1	1	0.0	0.0	0	0	0/0	0	0	0
A. Brown	0	1	1	0.0	0.0	0	0	0/0	0	0	0
TEXANS	684	346	1,030	33.0	217.0	65	80	3/19	50	9	7
Opponent	611	257	868	50.0	305.0	63	106	7/106	50	14	9

SPECIAL TEAMS STATISTICS

PLAYER	Solo	Asst	Total
K. Crossen,	8	4	12
L. Johnson Jr.	6	0	6
N. Hall	2	4	6
D. Cole	3	1	4
A. Moore Jr.	3	1	4
J. Reid	3	1	4
B. Scarlett	3	1	4
M. Thomas	2	1	3
T. Adams	1	2	3
K. Emanuel	1	2	3
C. Gillaspia	0	3	3
P. Brown	2	0	2
B. Howell	2	0	2
J. Reid	2	0	2
P. Kalambayi	0	2	2
B. Anger	1	0	1
A. Chesley	1	0	1
Z. Cunningham	1	0	1
M. Fields II	1	0	1
J. Greenard	1	0	1
S. Mitchell Jr.	1	0	1
J. Weeks	1	0	1
TEXANS	45	22	67

SACKS

Player	SKS
J. Watt	5.0
W. Mercilus	4.0
C. Omenihu	4.0
Z. Cunningham	3.0
J. Martin	3.0
T. Adams	2.0
N. Hall	2.0
E. Murray	2.0
J. Reid	2.0
C. Watkins	2.0
J. Greenard	1.0
P. Hall	1.0
C. Liuget	1.0
A. Moore Jr.	1.0

INTERCEPTIONS

Player	INT
V. Hargreaves III	1
B. Roby	1
J. Watt	1

TACKLES FOR LOSS

Player	TFL
J. Watt	14
Z. Cunningham	7
J. Reid	6
T. Adams	5
W. Mercilus	5
C. Omenihu	5
C. Watkins	4
J. Martin	3
J. Greenard	2
P. Hall	2
C. Liuget	2
E. Murray	2
B. Roby	2
R. Blacklock	1
N. Hall	1
V. Hargreaves III	1
L. Johnson Jr.	1
B. McKinney	1
A. Moore Jr.	1

QUARTERBACK HITS

Player	QBH
J. Watt	17
C. Omenihu	16
W. Mercilus	7
Z. Cunningham	4
E. Murray	4
J. Reid	4
T. Adams	3
B. Dunn	3
J. Greenard	3
L. Johnson Jr.	3
J. Martin	3
R. Blacklock	2
N. Hall	2
P. Hall	2
C. Liuget	2
A. Moore Jr.	2
C. Watkins	2
B. Scarlett	1

PASSES DEFENSED

Player	PD
V. Hargreaves III	7
B. Roby	7
J. Watt	7
K. Crossen	5
T. Adams	4
J. Reid	4
C. Watkins	3
Z. Cunningham	2
E. Murray	2
C. Omenihu	2
P. Gaines	1
J. Greenard	1
J. Martin	1
B. McKinney	1
W. Mercilus	1
A. Moore Jr.	1
J. Reid	1



HOUSTON
TEXANS

TEXANS KICKOFF

2022

HOUSTON TEXANS SEASON SCHEDULE

PRESEASON

PRE VS 
AUG 13 | 7:00 PM | ABC

PRE AT 
AUG 19 | 9:00 PM | ABC

PRE VS 
AUG 25 | 7:00 PM | PRIME VIDEO

REGULAR SEASON

W K 01 VS 
SEPT 11 | 12:00 PM | CBS

W K 02 AT 
SEPT 18 | 3:25 PM | CBS

W K 03 AT 
SEPT 25 | 12:00 PM | CBS

W K 04 VS 
OCT 2 | 12:00 PM | CBS

W K 05 AT 
OCT 9 | 12:00 PM | CBS

W K 06 BYE WEEK
REST UP, H-TOWN

W K 07 AT 
OCT 23 | 3:05 PM | CBS

W K 08 VS 
OCT 30 | 3:05 PM | CBS

W K 09 VS 
NOV 3 | 7:15 PM | PRIME VIDEO

W K 10 AT 
NOV 13 | 12:00 PM | CBS

W K 11 VS 
NOV 20 | 12:00 PM | FOX

W K 12 AT 
NOV 27 | 12:00 PM | CBS

W K 13 VS 
DEC 4 | 12:00 PM | CBS

W K 14 AT 
DEC 11 | 12:00 PM | FOX

W K 15 VS 
DEC 18 | 12:00 PM | CBS

W K 16 AT 
DEC 24 | 12:00 PM | CBS

W K 17 VS 
JAN 1 | 12:00 PM | CBS

W K 18 AT 
JAN 7 OR 8 | TBD

ALL GAMES ARE LISTED IN CT & CAN BE HEARD ON TEXANS RADIO ON SPORTSRADIO 610, 100.3 THE BULL & IN SPANISH ON MEGA 101.
 * HOME GAMES ARE CIRCLED IN RED. | FOR TICKET INFORMATION, VISIT HOUSTONTEXANS.COM/TICKETS OR CALL 832-667-2390. *



Prior to the 2020 season, the Texans had sold out 185 consecutive games at NRG Stadium. The indoor HD video boards were installed in 2013 at NRG Stadium. In addition to hosting Super Bowl LI in 2017, the stadium has played host to the Texas Bowl since 2006, the 2007 East-West Shrine Game, the 2011 and 2016 NCAA Men's Final Four, Super Bowl XXXVIII, Wrestlemania XXV, the 2016 Copa America Centenario Tournament and Rodeo Houston among other large-scale events.

The City of Houston has always been on the cutting edge of stadium development. Houston first introduced the Astrodome, which opened in 1965, as the world's first domed stadium. The trend continued in 2002 with the debut of NRG Stadium.

The first NFL stadium with a retractable roof, NRG Stadium (formerly known as Reliant Stadium) opened for business on Aug. 24, 2002, as the Texans hosted the Miami Dolphins in a preseason game. Houston's regular-season debut against the Dallas Cowboys on Sept. 8 was nationally televised on ESPN. The Texans stunned the Cowboys 19-10 before a raucous crowd, unveiling a gameday atmosphere that would become a staple throughout the Texans' inaugural campaign.

In 2013, the indoor high-definition video boards were installed at the north and south ends of the stadium. The Mitsubishi Electric Diamond Vision System boards are 14,549 square feet apiece and have a display resolution of 1,000 x 5,280 pixels in HD 1080i format.

Prior to the 2020 season, the Texans played to 185 consecutive sellouts, which included both preseason and playoff games. They set a team record in 2016 with 574,947 fans during the regular season, an average of 71,868 per game. The Texans' largest crowd through 17 seasons was 72,025 versus the New England Patriots on Dec. 1, 2019, the largest football crowd in the city's history.

The Super Bowl took place at NRG Stadium for a second time in February 2017. The New England Patriots defeated the Atlanta Falcons, 34-28, in the biggest comeback in Super Bowl history after the Patriots trailed 28-3. Super Bowl LI also was the first NFL championship game to be decided in overtime in league history and Lady Gaga headlined the halftime show in front of a crowd of 70,807. The City of Houston was awarded Super Bowl LI following a vote by NFL owners in May 2013 after a strong push from Texans late Founder, Chairman and Chief Executive Officer Robert C. McNair.

Super Bowl XXXVIII was played in Houston for the first time in 30 years in 2004, when NRG Stadium hosted a memorable game between the Patriots and Carolina Panthers. The Patriots won 32-29 on Adam Vinatieri's 41-yard field goal with four seconds remaining before a crowd of 71,525. The event also featured elaborate pregame and halftime shows featuring the likes of Aerosmith, Beyoncé, Kid Rock, P. Diddy, Nelly, Toby Keith and Willie Nelson.

NRG Stadium has hosted numerous college football games, including the Texas Bowl since 2006, three Houston Bowls, the 2002 and 2005 Big 12 Championship Games, the 2007 East-West Shrine Game, the Bayou Bucket (Rice vs. Houston) and the annual Texas Kickoff since 2013. NRG Stadium housed the NCAA Men's Basketball Tournament Sweet 16 in 2008 and 2010 and hosted the Final Four in 2011 and 2016.

NRG Stadium also has become one of the nation's leading soccer venues. The U.S. Men's National Soccer Team hosted Mexico in May 2003 in the two teams' first match since their 2002 World Cup meeting. In 2005, NRG Stadium hosted the championship matches of the Mexican League's InterLiga qualification competition. The stadium hosted another U.S. vs. Mexico match (2008), a Mexico vs. Belize World Cup qualifier (2008) and hosted matches in the CONCACAF Gold Cup (2005, 2007 and 2009), Gold Cup semifinals (2011), as well as the quarterfinal doubleheader (2019). In July 2015, NRG Stadium hosted Mexico vs. Honduras as part of the 2015 Mexican National Team U.S. Tour. It also hosted three matches in the 2016 Copa America Centenario Tournament. NRG Stadium has also hosted the International Champions Cup twice; Manchester Derby between Manchester United and Manchester City in July 2017 and FC Bayern versus Real Madrid in July 2019.

The Houston Livestock Show and Rodeo continued to play to a packed house in 2020, before being cancelled due to COVID-19. The Rodeo has boasted acts such as Kasey Musgraves, Brooks & Dunn, Cardi B, Tim McGraw, Zac Brown Band, Cody

Johnson and George Strait. NRG Stadium has also played host to concerts by Beyoncé, U2, The Rolling Stones, Metallica, One Direction, Ariana Grande, George Strait and Kenny Chesney, as well as premier events including WrestleMania XXV, Disney on Ice, the Ringling Bros. and Barnum & Bailey Circus.

Ground broke for construction of NRG Stadium on March 9, 2000. The stadium, covering 1.9 million square feet, features 44,000 seats on the sideline. There are 8,400 club seats and 195 suites, along with 10 party suites on the 300 level.

With the innovation of the retractable roof, Houston returned to outdoor NFL action in 2002 for the first time since Super Bowl VIII at Rice Stadium in 1974. The roof is made of translucent, Teflon-coated fiberglass fabric and takes 10 minutes to open and close. When it opens, the roof splits at the 50-yard line and docks in the end zones.

NRG Stadium features an open view of the playing field from the main concourse and on the club level. The main concourse is 40 feet wide. Each concession stand has multiple televisions that enable Texans fans to stay on top of the action.

The Texans' front office is located on the south end of the stadium, enabling the club's day-to-day operations to be under one roof. Players report to the stadium to take part in film sessions, practice, treatment and training.

Texans Head Coach Lovie Smith conducts his postgame press conferences in the team's media auditorium on the ground level. The stadium's press box is located on the eighth level of the stadium's west side, flanking Kirby Drive.

Across the street, the Houston Methodist Training Center features three outdoor grass practice fields. One field is lit for night sessions. The Houston Methodist Training Center also features an indoor practice field outfitted with FieldTurf. The air-supported structure offers the team a seamless transition from outdoor to indoor practice in case of inclement weather.

VIDEO BOARD QUICK FACTS

- When they were installed in 2013, they were the largest in-stadium HD video displays in the world and the widest display in professional sports.
- Image area is 52.49' (H) x 277.17' (W), totaling 14,549 square feet of display surface compared to 2,592 square feet of display surface on the old, standard definition boards that were used from 2002-12. That is a 561 percent increase in area.
- Display resolution of 1,000 x 5,280 pixels in HD 1080i format with 4.4 trillion colors and 960 Hz refresh rate for jitter-free HD images.
- Manufactured by Mitsubishi Electric's Diamond Vision Systems Division (Cowboy Stadium; Yankee Stadium; Lambeau Field; Fenway Park; Century Link Field).
- Wider than the wingspan of a 747 plane and equal to roughly 3,050 40" LCD displays.

VIDEO BOARD FEATURES

- Texans fans experienced high definition video images in 2013 for the first time in NRG Stadium thanks to the video displays. The old video boards displayed standard definition images.
- Replays are further enhanced thanks to an additional slow-motion instant replay machine from EVS that captures four additional camera angles and the capability of network television replay footage to be shown.
- The 277-foot wide displays are the third-largest in the NFL or MLB. The portion of the displays that show game action are larger than all but four video boards in the NFL at 115 feet wide and 52.5 feet tall.
- A digital clock and down & distance have replaced the matrix displays that served the same purpose.

2022 NFL SCHEDULE



Miami at Detroit	12:00pm	Buffalo at Detroit	11:30am	N.Y. Giants at Washington	03:00pm
New England at N.Y. Jets	12:00pm	N.Y. Giants at Dallas	03:30pm	Arizona at Denver	03:05pm
Pittsburgh at Philadelphia	12:00pm	New England at Minnesota	07:20pm	Cincinnati at Tampa Bay	03:25pm
Tennessee at Houston	03:05pm	SUNDAY, NOVEMBER 27		Tennessee at L.A. Chargers	03:25pm
N.Y. Giants at Seattle	03:25pm	Houston at Miami	12:00pm	New England at Las Vegas*	07:20pm
San Francisco at L.A. Rams	03:25pm	Atlanta at Washington	12:00pm	MONDAY, DECEMBER 19	
Washington at Indianapolis	03:25pm	Baltimore at Jacksonville	12:00pm	L.A. Rams at Green Bay	07:15pm
Green Bay at Buffalo*	07:20pm	Chicago at N.Y. Jets	12:00pm	WEEK 16	
MONDAY, OCTOBER 31		Cincinnati at Tennessee	12:00pm	THURSDAY, DECEMBER 22	
Cincinnati at Cleveland	07:15pm	Denver at Carolina	12:00pm	Jacksonville at N.Y. Jets	07:15pm
WEEK 9		Tampa Bay at Cleveland	12:00pm	SATURDAY, DECEMBER 24	
THURSDAY, NOVEMBER 3		L.A. Chargers at Arizona	03:05pm	Houston at Tennessee	12:00pm
(Byes: Cleveland, Dallas, Denver, N.Y. Giants, Pittsburgh, San Francisco)		Las Vegas at Seattle	03:05pm	Atlanta at Baltimore	12:00pm
Philadelphia at Houston	07:15pm	L.A. Rams at Kansas City	03:25pm	Buffalo at Chicago	12:00pm
SUNDAY, NOVEMBER 6		New Orleans at San Francisco	03:25pm	Cincinnati at New England	12:00pm
Buffalo at N.Y. Jets	12:00pm	Green Bay at Philadelphia*	07:20pm	Detroit at Carolina	12:00pm
Carolina at Cincinnati	12:00pm	MONDAY, NOVEMBER 28		N.Y. Giants at Minnesota	12:00pm
Green Bay at Detroit	12:00pm	Pittsburgh at Indianapolis	07:15pm	New Orleans at Cleveland	12:00pm
Indianapolis at New England	12:00pm	WEEK 13		Seattle at Kansas City	12:00pm
L.A. Chargers at Atlanta	12:00pm	THURSDAY, DECEMBER 1		Washington at San Francisco	03:05pm
Las Vegas at Jacksonville	12:00pm	(Byes: Arizona, Carolina)		Philadelphia at Dallas	03:25pm
Miami at Chicago	12:00pm	Buffalo at New England	07:15pm	Las Vegas at Pittsburgh	07:15pm
Minnesota at Washington	12:00pm	SUNDAY, DECEMBER 4		SUNDAY, DECEMBER 25	
Seattle at Arizona	03:05pm	Cleveland at Houston	12:00pm	Green Bay at Miami	12:00pm
L.A. Rams at Tampa Bay	03:25pm	Denver at Baltimore	12:00pm	Denver at L.A. Rams	03:30pm
Tennessee at Kansas City*	07:20pm	Green Bay at Chicago	12:00pm	Tampa Bay at Arizona*	07:20pm
MONDAY, NOVEMBER 7		Jacksonville at Detroit	12:00pm	MONDAY, DECEMBER 26	
Baltimore at New Orleans	07:15pm	N.Y. Jets at Minnesota	12:00pm	L.A. Chargers at Indianapolis	07:15pm
WEEK 10		Pittsburgh at Atlanta	12:00pm	WEEK 17	
THURSDAY, NOVEMBER 10		Tennessee at Philadelphia	12:00pm	THURSDAY, DECEMBER 29	
(Byes: Baltimore, Cincinnati, New England, N.Y. Jets)		Washington at N.Y. Giants	12:00pm	Dallas at Tennessee	07:15pm
Atlanta at Carolina	07:15pm	Miami at San Francisco	03:05pm	SUNDAY, JANUARY 1	
SUNDAY, NOVEMBER 13		Seattle at L.A. Rams	03:05pm	Jacksonville at Houston	12:00pm
Seattle at Tampa Bay	08:30am	Kansas City at Cincinnati	03:25pm	Arizona at Atlanta	12:00pm
Houston at N.Y. Giants	12:00pm	L.A. Chargers at Las Vegas	03:25pm	Carolina at Tampa Bay	12:00pm
Cleveland at Miami	12:00pm	Indianapolis at Dallas*	07:20pm	Chicago at Detroit	12:00pm
Denver at Tennessee	12:00pm	MONDAY, DECEMBER 5		Cleveland at Washington	12:00pm
Detroit at Chicago	12:00pm	New Orleans at Tampa Bay	07:15pm	Denver at Kansas City	12:00pm
Jacksonville at Kansas City	12:00pm	WEEK 14		Indianapolis at N.Y. Giants	12:00pm
Minnesota at Buffalo	12:00pm	THURSDAY, DECEMBER 8		Miami at New England	12:00pm
New Orleans at Pittsburgh	12:00pm	(Byes: Atlanta, Chicago, Green Bay, Indianapolis, New Orleans, Washington)		New Orleans at Philadelphia	12:00pm
Indianapolis at Las Vegas	03:05pm	Las Vegas at L.A. Rams	07:15pm	Pittsburgh at Baltimore	12:00pm
Arizona at L.A. Rams	03:25pm	SUNDAY, DECEMBER 11		N.Y. Jets at Seattle	03:05pm
Dallas at Green Bay	03:25pm	Houston at Dallas	12:00pm	San Francisco at Las Vegas	03:05pm
L.A. Chargers at San Francisco*	07:20pm	Baltimore at Pittsburgh	12:00pm	Minnesota at Green Bay	03:25pm
MONDAY, NOVEMBER 14		Cleveland at Cincinnati	12:00pm	L.A. Rams at L.A. Chargers*	07:20pm
Washington at Philadelphia	07:15pm	Jacksonville at Tennessee	12:00pm	MONDAY, JANUARY 2	
WEEK 11		Minnesota at Detroit	12:00pm	Buffalo at Cincinnati	07:15pm
THURSDAY, NOVEMBER 17		N.Y. Jets at Buffalo	12:00pm	WEEK 18	
(Byes: Miami, Jacksonville, Seattle, Tampa Bay)		Philadelphia at N.Y. Giants	12:00pm	SUNDAY, JANUARY 8	
Tennessee at Green Bay	07:15pm	Miami at L.A. Chargers	03:05pm	Houston at Indianapolis	03:00pm
SUNDAY, NOVEMBER 20		Carolina at Seattle	03:25pm	Arizona at San Francisco	03:00pm
Washington at Houston	12:00pm	Tampa Bay at San Francisco	03:25pm	Baltimore at Cincinnati	03:00pm
Carolina at Baltimore	12:00pm	Kansas City at Denver*	07:20pm	Carolina at New Orleans	03:00pm
Chicago at Atlanta	12:00pm	MONDAY, DECEMBER 12		Cleveland at Pittsburgh	03:00pm
Cleveland at Buffalo	12:00pm	New England at Arizona	07:15pm	Dallas at Washington	03:00pm
Detroit at N.Y. Giants	12:00pm	WEEK 15		Detroit at Green Bay	03:00pm
L.A. Rams at New Orleans	12:00pm	THURSDAY, DECEMBER 15		Kansas City at Las Vegas	03:00pm
N.Y. Jets at New England	12:00pm	San Francisco at Seattle	07:15pm	L.A. Chargers at Denver	03:00pm
Philadelphia at Indianapolis	12:00pm	SUNDAY, DECEMBER 18		L.A. Rams at Seattle	03:00pm
Las Vegas at Denver	03:05pm	Kansas City at Houston	12:00pm	Minnesota at Chicago	03:00pm
Dallas at Minnesota	03:25pm	Dallas at Jacksonville	12:00pm	N.Y. Giants at Philadelphia	03:00pm
Kansas City at L.A. Chargers	03:25pm	Detroit at N.Y. Jets	12:00pm	N.Y. Jets at Miami	03:00pm
Cincinnati at Pittsburgh*	07:20pm	Philadelphia at Chicago	12:00pm	New England at Buffalo	03:00pm
MONDAY, NOVEMBER 21		Pittsburgh at Carolina	12:00pm	Tampa Bay at Atlanta	03:00pm
San Francisco at Arizona	07:15pm	Atlanta at New Orleans	03:00pm	Tennessee at Jacksonville	03:00pm
WEEK 12		Baltimore at Cleveland	03:00pm		
THURSDAY, NOVEMBER 24		Indianapolis at Minnesota	03:00pm		
		Miami at Buffalo	03:00pm		

* Sunday night games in Weeks 5-16 subject to change



HOUSTON
TEXANS

PLAYER
BIOGRAPHIES



MARIO
ADDISON

97
DEFENSIVE LINEMAN



Ht: 6-3
DOB: 9/6/1987
Texans Season: 1
Acquired: FA-'22

Wt: 260
College: Troy
NFL Season: 12

TRANSACTIONS: Signed by the Chicago Bears as a college free agent on July 26, 2011...Released by the Bears on Nov. 21, 2011...Acquired via waivers by the Indianapolis Colts on Nov. 23, 2011...Released by the Colts on Oct. 1, 2012...Signed to the Colts practice squad on Oct. 2, 2012...Signed with Washington on Oct. 9, 2012...Released by Washington on Nov. 28, 2012...Signed to the Washington practice squad on Nov. 30, 2012...Signed with the Carolina Panthers on Dec. 4, 2012...Signed a contract extension with the Panthers on June 18, 2014...Signed a contract extension with the Panthers on Feb. 26, 2017...Signed with the Buffalo Bills as an unrestricted free agent on March 19, 2020...Signed with the Houston Texans on May 10, 2022.

2021 (Buffalo 17/0, 2/0):

- ✦ Played in all 17 games and totaled 29 tackles (20 solo), 7.0 sacks, seven quarterback hits, eight tackles for loss and two forced fumbles
- ✦ Registered a sack and a forced fumble in the season opener vs. Pittsburgh (9/12)
- ✦ Notched three tackles (two solo), one sack, one quarterback hit and one tackle for loss vs. Miami (10/31)
- ✦ Recorded four tackles (two solo), one sack, one quarterback hit and two tackles for loss at New Orleans (11/25)
- ✦ Posted a season-high 2.0 sacks and tallied four tackles (all solo), one quarterback hit, one tackle for loss and one forced fumble vs. the N.Y. Jets (1/9/22)
- ✦ Logged one solo tackle in the Wild Card Round vs. New England (1/15/22)

2020 (Buffalo 15/7, 3/3):

- ✦ Appeared in 15 games (seven starts) and amassed 30 tackles (21 solo), 5.0 sacks, eight quarterback hits, seven tackles for loss and four passes defended
- ✦ Tallied three tackles (all solo), one sack, one quarterback hit and two tackles for loss in the season opener vs. the N.Y. Jets (9/13)
- ✦ Recorded a career-best two passes defended in addition to one tackle vs. the L.A. Rams (9/27)
- ✦ Logged four tackles (three solo), one sack, two quarterback hits and one tackle for loss vs. Kansas City (10/19)
- ✦ Notched four tackles (three solo), one sack, one quarterback hit and one tackle for loss vs. Seattle (11/8)
- ✦ Posted four tackles (two solo), one sack, one quarterback hit and one tackle for loss at Denver (12/19)

- ✦ Made three tackles (two solo) and one tackle for loss in the Wild Card Round vs. Indianapolis (1/9/21)
- ✦ Finished with two tackles (one solo), one sack, one quarterback hit and one forced fumble in the Divisional Round Game vs. Baltimore (1/16/21)
- ✦ Amassed a postseason single-game career-high five tackles (four solo) and two tackles for loss in the AFC Championship Game at Kansas City (1/24/21)

2019 (Carolina 15/15):

- ✦ Started all 15 games he appeared in and totaled 34 tackles (20 solo), 9.5 sacks, 14 quarterback hits, six tackles for loss and two forced fumbles
- ✦ Matched his single-game career high with 3.0 sacks and made three tackles (two solo), four quarterback hits and two tackles for loss at Arizona (9/22)
- ✦ Tallied four tackles (two solo) along with 2.0 sacks, two quarterback hits and two tackles for loss at Houston (9/29)
- ✦ Posted one sack, one forced fumble and two tackles (one solo) vs. Jacksonville (10/6)
- ✦ Amassed a single-game career-high seven tackles (four solo) as well as 1.5 sacks and three quarterback hits vs. Washington (12/1)

2018 (Carolina 16/16):

- ✦ Started all 16 games and finished with 35 tackles (20 solo), 9.0 sacks, 12 quarterback hits, 11 tackles for loss and two forced fumbles
- ✦ Made three tackles (one solo), 1.5 sacks, one quarterback hits and one forced fumble in the season opener vs. Dallas (9/9)
- ✦ Recorded four tackles (all solo), one sack, one quarterback hit and one tackle for loss at Washington (10/14)
- ✦ Set a single-game career high with 3.0 sacks along with a season-high five tackles (three solo), also tallying three quarterback hits, two tackles for loss and one forced fumble vs. Tampa Bay (11/4)
- ✦ Notched one sack in the season finale at New Orleans (12/30)

2017 (Carolina 16/16, 1/1):

- ✦ Started all 16 games and amassed career highs in tackles (44 total, 27 solo) and sacks (11.0), also posting 15 quarterback hits, 10 tackles for loss, two forced fumbles and one pass defended



- ✦ Notched four tackles (all solo), one sack, one quarterback hit and two tackles for loss vs. Buffalo (9/17)
- ✦ Made a season-high six tackles (two solo) along with one sack, one quarterback hit and one tackle for loss vs. New Orleans (9/24)
- ✦ Logged two tackles (one solo), one sack and one forced fumble at Detroit (10/8)
- ✦ Posted five tackles (three solo), 1.5 sacks, two quarterback hits and one tackle for loss at Tampa Bay (10/29)
- ✦ Finished with two tackles (both solo), one sack, three quarterback hits and one tackle for loss at New Orleans (12/3)
- ✦ Registered three tackles (two solo), one sack, one tackle for loss, one forced fumble and one pass defended vs. Minnesota (12/10)
- ✦ Made his first career postseason start in the Wild Card Round at New Orleans (1/7/18)

2016 (Carolina 14/1):

- ✦ Played in 14 games (one start) and totaled 26 tackles (22 solo), 9.5 sacks, 15 quarterback hits, 11 tackles for loss, two forced fumbles, one fumble recovery and one pass defended
- ✦ Notched three tackles (one solo), one sack and one quarterback hit vs. San Francisco (9/18)
- ✦ Posted three tackles (all solo), 2.0 sacks, two quarterback hits, three tackles for loss and one pass defended at the L.A. Rams (11/6)
- ✦ Made three tackles (two solo), 2.0 sacks, two quarterback hits, one tackle for loss, one forced fumble and one fumble recovery vs. New Orleans (11/17)
- ✦ Recorded a season-high four tackles (all solo) in addition to one sack, one quarterback hit and three tackles for loss

2015 (Carolina 14/0, 3/0):

- ✦ Appeared in 14 games and totaled 19 tackles (11 solo), 6.0 sacks, 17 quarterback hits, five tackles for loss and four special teams tackles
- ✦ Made a season-high 2.0 sacks and tallied two tackles (both solo), three quarterback hits, two tackles for loss and one special teams tackle at Jacksonville (9/13)
- ✦ Recorded two tackles (one solo), 1.5 sacks, two quarterback hits and one tackle for loss vs. Washington (11/22)
- ✦ Finished with a career-high five quarterback hits and notched one sack vs. Tampa Bay (1/3/16)
- ✦ Logged a quarterback hit in the Divisional Round Game vs. Seattle (1/17/16)
- ✦ Registered one solo tackle and one quarterback hit in the AFC Championship Game vs. Arizona (1/24/16)
- ✦ Made one special teams tackle in Super Bowl 50 vs. Denver (2/7/16), his first career Super Bowl appearance

2014 (Carolina 16/0, 2/0):

- ✦ Played in all 16 games and amassed 22 tackles (nine solo), 6.5 sacks, 14 quarterback hits, five tackles for loss, one forced fumble, two fumble recoveries and one special teams tackle
- ✦ Posted a season-high 2.5 sacks as well as three tackles (two solo), four quarterback hits and two tackles for loss vs. Detroit (9/14)
- ✦ Logged 1.0 sack, two quarterback hits, one tackle for loss and two tackles (one solo) vs. Pittsburgh (9/21)
- ✦ Totaled a season-high four tackles (one solo) and

- recovered a fumble vs. New Orleans (10/30)
- ✦ Finished with three tackles (one solo), one sack, one quarterback hit and one tackle for loss in the Divisional Round Game at Seattle (1/10/15)

2013 (Carolina 16/2, 1/0):

- ✦ Played in all 16 games (two starts) for the first time in his career and made 13 tackles (seven solo), nine quarterback hits, one tackle for loss, one forced fumble, one fumble recovery and eight special teams tackles (six solo)
- ✦ Registered half a sack and one special teams tackle at Arizona (10/6)
- ✦ Posted two tackles (both solo) and a forced fumble vs. Atlanta (11/3)
- ✦ Recovered a fumble and made two stops vs. New England (11/18)
- ✦ Notched a season-high four quarterback hits in addition to one solo tackle, one sack, one tackle for loss and one special teams tackle at Miami (11/24)
- ✦ Played in his first career postseason contest in the Divisional Round vs. San Francisco (1/12/14) and made one tackle

2012 (Indianapolis 3/0; Washington 5/0; Carolina 4/1):

- ✦ Played in three games for the Colts and totaled two special teams tackles
- ✦ Appeared in five games for Washington and registered three special teams stops
- ✦ Made four appearances including his first career start with the Panthers, finishing with four tackles (all solo), one sack, one quarterback hit, one forced fumble and one special teams tackle
- ✦ Logged his first career sack and forced a fumble at San Diego (12/16)
- ✦ Made three defensive tackles (all solo) and one special teams tackle vs. Oakland (12/23)

2011 (Chicago 3/0; Indianapolis 3/0):

- ✦ Appeared in three games for the Bears before being waived and acquired by the Colts, where he also played in three games and tallied five tackles (one solo)
- ✦ Played in his first NFL game with the Bears at New Orleans (9/18)
- ✦ Totaled a season-high four tackles in his first game with the Colts at New England (12/4)
- ✦ Made his first career solo tackle at Baltimore (12/11)

COLLEGE:

- ✦ Played two seasons (2009-10) at Troy (Ala.) University after playing two junior college seasons (2006-07) at Northeast Mississippi Community College in Booneville, Miss.
- ✦ Played in 25 games at Troy and totaled 70 tackles (48 solo), 12.0 sacks, 21.5 tackles for loss, three forced fumbles, one fumble recovery and one pass defended
- ✦ Had a breakout senior season (2010) and recorded 10.5 sacks, 15.5 tackles for loss, three forced fumbles and 47 tackles (35 solo)
- ✦ Redshirted his first season at Troy in 2008
- ✦ Played nine games as a sophomore at Northeast Mississippi and recorded 60 tackles (45 solo), 21.5 tackles for loss, 3.5 sacks, two forced fumbles and one pass defended

PERSONAL:

- ✦ Attended Tarrant (Ala.) High School, where he played

PLAYER BIOS



running back, quarterback and defensive end and lettered in varsity football and basketball all four years
 Initially played running back in high school but was moved to quarterback after an injury to the starting quarterback.

After suffering a broken hand on his throwing arm, he changed positions to defensive end
 Was a two-time All-State, All-District, All-Area, All-Region and All-Metro selection

h \m\j ;_ d\j i B;i ag;m bpg\m\m\` \n\j i ;_ `a` i nd\` ;no\odhod`n

DATE	TEAM	GP	GS	TACKLES							INTERCEPTIONS					FUMBLES				ST		MISC					
				TK	S	A	TFL	YDS	SK	YDS	QBH	NO	YDS	LG	TD	PD	FF	FR	TD	YDS	TK	S	A	FF	FR	S	A
2011	Bears	4	0	0	0	0	0	0	0	0.0	0.0	0	0	0	0	0	0	0	0	0	0	0	0	0	0	0	0
2011	Colts	3	0	5	1	4	0	0	0.0	0.0	0	0	0	0	0	0	0	0	0	0	0	0	0	0	0	0	0
2011	TOTAL	7	0	5	1	4	0	0	0.0	0.0	0	0	0	0	0	0	0	0	0	0	0	0	0	0	0	0	0
2012	Colts	3	0	0	0	0	0	0	0.0	0.0	0	0	0	0	0	0	0	0	0	0	0	2	2	0	0	0	0
2012	Redskins	6	0	0	0	0	0	0	0.0	0.0	0	0	0	0	0	0	0	0	0	0	0	3	1	2	0	0	0
2012	Panthers	4	1	4	4	0	0	0	1.0	5.0	1	0	0	0	0	0	1	0	0	0	0	1	1	0	0	0	0
2012	TOTAL	13	1	4	4	0	0	0	1.0	5.0	1	0	0	0	0	0	1	0	0	0	0	6	4	2	0	0	0
2013	Panthers	16	2	13	7	6	1	12	2.5	20.5	9	0	0	0	0	0	1	1	0	0	8	6	2	0	0	0	0
2014	Panthers	16	0	22	9	13	5	41	6.5	59.5	14	0	0	0	0	0	1	2	0	0	1	1	0	0	0	0	0
2015	Panthers	14	0	19	11	8	5	27	6.0	35.0	17	0	0	0	0	0	0	0	0	0	4	4	0	0	0	0	0
2016	Panthers	14	1	26	22	4	11	55	9.5	49.5	15	0	0	0	0	1	2	1	0	0	1	0	1	0	0	0	0
2017	Panthers	16	16	44	27	17	10	60	11.0	70.5	15	0	0	0	0	1	2	0	0	0	0	0	0	0	0	0	0
2018	Panthers	16	16	35	20	15	11	63	9.0	54.0	12	0	0	0	0	0	2	0	0	0	0	0	0	0	0	0	0
2019	Panthers	15	15	34	20	14	6	34	9.5	53.5	14	0	0	0	0	0	2	0	0	0	0	0	0	0	0	0	0
2020	Bills	15	7	30	21	9	7	24	5.0	24.0	8	0	0	0	0	4	0	0	0	0	0	0	0	0	0	0	0
2021	Bills	17	0	29	20	9	8	40	7.0	44.0	7	0	0	0	0	0	2	0	0	0	0	0	0	0	0	0	0
NFL TOTALS		159	58	261	162	99	64	356	67.0	415.5	112	0	0	0	0	6	13	4	0	0	20	15	5	0	0	0	0

h \m\j ;_ d\j i B;i ag;kj non` \n\j i ;_ `a` i nd\` ;no\odhod`n

DATE	TEAM	GP	GS	TACKLES							INTERCEPTIONS					FUMBLES				ST		MISC					
				TK	S	A	TFL	YDS	SK	YDS	QBH	NO	YDS	LG	TD	PD	FF	FR	TD	YDS	TK	S	A	FF	FR	S	A
2013	Panthers	1	0	1	0	1	0	0	0.0	0.0	0	0	0	0	0	0	0	0	0	0	0	0	0	0	0	0	0
2014	Panthers	2	0	3	1	2	1	8	1.0	8.0	1	0	0	0	0	0	0	0	0	0	0	0	0	0	0	0	0
2015	Panthers	3	0	1	0	1	0	0	0.0	0.0	2	0	0	0	0	0	0	0	0	0	0	1	1	0	0	0	0
2017	Panthers	1	1	0	0	0	0	0	0.0	0.0	0	0	0	0	0	0	0	0	0	0	0	0	0	0	0	0	0
2020	Bills	3	3	10	7	3	3	6	1.0	8.0	1	0	0	0	0	0	1	0	0	0	0	0	0	0	0	0	0
2021	Bills	2	0	1	1	0	0	0	0.0	0.0	0	0	0	0	0	0	0	0	0	0	0	0	0	0	0	0	0
NFL TOTALS		12	4	16	9	7	4	14	2.0	16.0	4	0	0	0	0	0	1	0	0	0	1	1	0	0	0	0	0

nd bg` Hb\h` ;c\bcn\j_`a` i nd\`

- Total Tackles** 7 vs. Washington Redskins, Dec 01, 2019
- Solo Tackles** 4 vs. New York Jets, Jan 09, 2022
...4 more at 4.
- Sacks** 3.0 at Arizona Cardinals, Sep 22, 2019
...1 more at 3.0.
- Passes Defensed** 2 vs. Los Angeles Rams, Sep 27, 2020
- Forced Fumbles** 1 vs. New York Jets, Jan 09, 2022
...12 more at 1.
- Fumble Recoveries** 1 vs. New Orleans Saints, Nov 17, 2016
...3 more at 1.
- Tackles For Loss** 3 at Arizona Cardinals, Sep 22, 2019
...2 more at 3.
- Safeties** 1 vs. San Diego Chargers, Dec 11, 2016
- Special Teams Tackles** 2 at New York Giants, Dec 20, 2015
...3 more at 2.

nd bg` Hb\h` ;c\bcn;Hkj non` \n\j i \j_`a` i nd\`

- Total Tackles** 5 at Kansas City Chiefs, Jan 24, 2021
- Solo Tackles** 4 at Kansas City Chiefs, Jan 24, 2021
- Sacks** 1.0 vs. Baltimore Ravens, Jan 16, 2021
...1 more at 1.0.
- Forced Fumbles** 1 vs. Baltimore Ravens, Jan 16, 2021
- Tackles For Loss** 2 at Kansas City Chiefs, Jan 24, 2021
- Special Teams Tackles** 1 at Denver Broncos, Feb 07, 2016

PLAYER BIOS



MMQB: Houston Texans; Miami Dolphins; Jacksonville Jaguars; New Orleans Saints; Cleveland Browns

W	DATE	OPPONENT	P/S	TACKLES							INTERCEPTIONS					FUMBLES				ST				MISC		W/L	SCORE		
				TK	S	A	SK	YDS	TFL	YDS	QBH	NO	YDS	LG	TD	PD	FF	FR	TD	YDS	TK	S	A	FF	FR			S	A
01	09/12	Steelers	P	1	1	0	1.0	1.0	0	0	1	0	0	0	0	0	1	0	0	0	0	0	0	0	0	0	0	L	16-23
02	09/19	at Dolphins	P	1	1	0	0.0	0.0	0	0	1	0	0	0	0	0	0	0	0	0	0	0	0	0	0	0	W	35-0	
03	09/26	Football Team	P	0	0	0	0.0	0.0	0	0	0	0	0	0	0	0	0	0	0	0	0	0	0	0	0	W	43-21		
04	10/03	Texans	P	0	0	0	0.0	0.0	0	0	0	0	0	0	0	0	0	0	0	0	0	0	0	0	0	W	40-0		
05	10/10	at Chiefs	P	2	2	0	0.0	0.0	0	0	0	0	0	0	0	0	0	0	0	0	0	0	0	0	0	W	38-20		
06	10/18	at Titans	P	1	1	0	0.0	0.0	0	0	0	0	0	0	0	0	0	0	0	0	0	0	0	0	0	L	31-34		
08	10/31	Dolphins	P	3	2	1	1.0	5.0	1	5	1	0	0	0	0	0	0	0	0	0	0	0	0	0	0	W	26-11		
09	11/07	at Jaguars	P	2	1	1	1.0	6.0	1	6	1	0	0	0	0	0	0	0	0	0	0	0	0	0	0	L	6-9		
10	11/14	at Jets	P	2	1	1	0.0	0.0	0	0	0	0	0	0	0	0	0	0	0	0	0	0	0	0	0	W	45-17		
11	11/21	Colts	P	4	1	3	0.0	0.0	0	0	0	0	0	0	0	0	0	0	0	0	0	0	0	0	0	L	15-41		
12	11/25	at Saints	P	4	2	2	1.0	9.0	2	14	1	0	0	0	0	0	0	0	0	0	0	0	0	0	0	W	31-6		
13	12/06	Patriots	P	0	0	0	0.0	0.0	0	0	0	0	0	0	0	0	0	0	0	0	0	0	0	0	0	L	10-14		
14	12/12	at Buccaneers	P	0	0	0	0.0	0.0	0	0	0	0	0	0	0	0	0	0	0	0	0	0	0	0	0	L	27-33+		
15	12/19	Panthers	P	3	2	1	0.0	0.0	2	0	0	0	0	0	0	0	0	0	0	0	0	0	0	0	0	W	31-14		
16	12/26	at Patriots	P	1	1	0	0.0	0.0	0	0	0	0	0	0	0	0	0	0	0	0	0	0	0	0	0	W	33-21		
17	01/02	Falcons	P	1	1	0	1.0	5.0	1	5	1	0	0	0	0	0	0	0	0	0	0	0	0	0	0	W	29-15		
18	01/09	Jets	P	4	4	0	2.0	18.0	1	10	1	0	0	0	0	1	0	0	0	0	0	0	0	0	0	W	27-10		
2021 TOTALS			17-0	29	20	9	7.0	44.0	8	40	7	0	0	0	0	2	0	0	0	0	0	0	0	0	0	11-6			

+ - Overtime

MMQB: Houston Texans; Jacksonville Jaguars; New Orleans Saints; Cleveland Browns

W	DATE	OPPONENT	P/S	TACKLES							INTERCEPTIONS					FUMBLES				ST				MISC		W/L	SCORE
				TK	S	A	SK	YDS	TFL	YDS	QBH	NO	YDS	LG	TD	PD	FF	FR	TD	YDS	TK	S	A	FF	FR		
01	01/15	Patriots	P	1	1	0	0.0	0.0	0	0	0	0	0	0	0	0	0	0	0	0	0	0	0	0	0	W	47-17
02	01/23	at Chiefs	P	0	0	0	0.0	0.0	0	0	0	0	0	0	0	0	0	0	0	0	0	0	0	0	0	L	36-42+
2021 TOTALS			2-0	1	1	0	0.0	0.0	0	0	0	0	0	0	0	0	0	0	0	0	0	0	0	0	0	1-1	

+ - Overtime



KYLE
ALLEN

3

QUARTERBACK



Ht: 6-3

DOB: 3/8/1996

Texans Season: 1

Acquired: FA-'22

Wt: 210

College: Houston

NFL Season: 4

TRANSACTIONS: Signed with the Carolina Panthers as a college free agent on April 30, 2018...Released by the Panthers on Sept. 1, 2018...Signed to the Panthers practice squad on Sept. 2, 2018...Released from the Panthers practice squad on Sept. 10, 2018...Signed to the Panthers practice squad on Oct. 30, 2018...Elevated to the active roster on Dec. 20, 2018...Signed an extension with the Panthers on March 10, 2020...Traded to the Washington Commanders on March 23, 2020...Signed an extension with the Commanders on March 18, 2021...Placed on the Reserve/COVID-19 List on Dec. 15, 2021...Activated from the Reserve/COVID-19 List on Dec. 24, 2021...Signed with the Houston Texans on March 23, 2022.

2021 (Washington 2/0):

- Added depth to the quarterback position and made two appearances late in the season, completing 12-of-19 passes (63.2 percent) for 120 yards, one touchdown and a passer rating of 98.6
- Made his first appearance of the season vs. Dallas (12/12) and completed four-of-nine passes for 53 yards
- Played at Dallas (12/26) and completed 8-of-10 passes for 67 yards and a touchdown

2020 (Washington 4/4):

- Started all four games he appeared in and completed 60-of-87 passes (69.0 percent) for 610 yards, four touchdowns, one interception and a passer rating of 99.3
- Posted his best completion percentage of the season at the N.Y. Giants (10/18), completing 31-of-42 passes for 280 yards, two touchdowns and a passer rating of 97.3
- Recorded a season-best passer rating of 111.1 vs. Dallas (10/25), completing 15-of-25 passes (60.0 percent) for 194 yards and two touchdowns

2019 (Carolina 13/12):

- Started 12 games in relief of injured QB Cam Newton, completing 303-of-489 passes (62.0 percent) for 3,322 yards, 17 touchdowns and a passer rating of 80.0
- Notched a career-high passer rating of 144.4 in his first start of the season at Arizona (9/22), completing 19-of-26 passes (73.1 percent) for 261 yards and a career-high four touchdowns
- Connected on 20-of-32 passes for 227 yards with two

touchdowns for a 104.6 passer rating in a win at Tampa Bay (10/13)

- Completed 28-of-43 passes (65.1 percent) for 307 yards, one touchdown and a passer rating of 84.2 at Green Bay (11/10)
- Passed for a career-high 325 yards and completed 31-of-50 passes (62.0 percent) vs. Atlanta (11/17)

2018 (Carolina 2/1):

- Made his first in-game NFL appearance vs. Atlanta (12/23), completing four-of-four passes for 38 yards
- Made his first career start in a win at New Orleans (12/30), becoming the seventh rookie quarterback with a start in Panthers history as he threw for 228 yards and two touchdowns for a 111.3 rating

COLLEGE:

- Played one season at the University of Houston (2017) after spending his first two seasons (2014-15) at Texas A&M University in College Station, Texas
- Played in five games (three starts) for Houston in 2017, throwing for 751 yards with four touchdowns in his only season with the Cougars
- Broke the Houston single-game completion percent age record at 93.9 on 31-33 passing in a win over Rice (9/16/17)
- Sat out the 2016 season due to NCAA transfer rules
- Led the Aggies in passing and total offense as a sophomore (2015), completing 160-of-283 passes for 2,210 yards and 17 touchdowns against seven interceptions, becoming the eighth quarterback in Texas A&M history to pass for 2,000 yards and 15 touchdowns in a season

PERSONAL:

- Attended Desert Mountain High School in Scottsdale, Ariz., where he was rated as the nation's top quarterback in 2014 by ESPN, Rivals, Scout and 247Sports after throwing for more than 8,000 yards and 86 touchdowns over his high school career
- Named a 2014 US Army All-American
- Completed 186-of-272 passes (68.3 percent) for 2,535 yards and 29 touchdowns as a senior

PLAYER BIOS



Passing Statistics

DATE	TEAM	GP	GS	PASSING											RUSHING				
				ATT.	CMP.	PCT.	YDS	AVG.	TD	INT.	LG	SK	LST	RATE	NO.	YDS.	AVG.	LG	TD
2018	Panthers	2	1	31	20	64.5	266	8.6	2	0	53t	0	0	113.1	5	19	3.8	10	1
2019	Panthers	13	12	489	303	62.0	3,322	6.8	17	16	52t	46	397	80.0	32	106	3.3	17t	2
2020	Football Team	4	4	87	60	69.0	610	7.0	4	1	52t	7	44	99.3	7	26	3.7	13	1
2021	Football Team	2	0	19	12	63.2	120	6.3	1	0	19	2	5	98.6	2	11	5.5	11	0
TOTALS		21	17	626	395	63.1	4,318	6.9	24	17	53T	55	446	84.9	46	162	3.5	17T	4

Passing and Rushing Performance

Pass Attempts	50 vs. Atlanta Falcons, Nov 17, 2019	Passer Rating	144.4 at Arizona Cardinals, Sep 22, 2019
Pass Completions	31 at New York Giants, Oct 18, 2020 ...1 more at 31.	Rush Attempts	6 at Atlanta Falcons, Dec 08, 2019
Yards Passing	325 vs. Atlanta Falcons, Nov 17, 2019	Rushing Yards	25 vs. Seattle Seahawks, Dec 15, 2019
TD Passes	4 at Arizona Cardinals, Sep 22, 2019	Longest Runs	17t vs. Washington Redskins, Dec 01, 2019
Long Passes	53t at New Orleans Saints, Dec 30, 2018	Rushing TDs	1 vs. Los Angeles Rams, Oct 11, 2020 ...3 more at 1.
Completion Percentage	73.8 at New York Giants, Oct 18, 2020		

Game Log - Passing

DATE	TEAM	NO.	YDS.	AVG.	LG	TD
11/10/19	at Packers	28	307	11.0	38	1
11/17/19	FALCONS	31	325	10.5	31	0

Game Log - Rushing

W	DATE	OPPONENT	P/S	PASSING											RUSHING				W/L	SCORE
				ATT	CMP	YDS	PCT	Y/A	Y/C	TD	INT	LG	SK/YD	RATE	ATT	YDS	LG	TD		
	01 09/12	Chargers		INACTIVE															L	16-20
	02 09/16	Giants		DID NOT PLAY															W	30-29
	03 09/26	at Bills		DID NOT PLAY															L	21-43
	04 10/03	at Falcons		DID NOT PLAY															W	34-30
	05 10/10	Saints		DID NOT PLAY															L	22-33
	06 10/17	Chiefs		DID NOT PLAY															L	13-31
	07 10/24	at Packers		DID NOT PLAY															L	10-24
	08 10/31	at Broncos		DID NOT PLAY															L	10-17
	10 11/14	Buccaneers		DID NOT PLAY															W	29-19
	11 11/21	at Panthers		DID NOT PLAY															W	27-21
	12 11/29	Seahawks		DID NOT PLAY															W	17-15
	13 12/05	at Raiders		DID NOT PLAY															W	17-15
	14 12/12	Cowboys	P	9	4	53	44.4	5.9	13.3	0	0	19	1/5	63.7	2	11	11	0	L	20-27
	15 12/21	at Eagles		DID NOT PLAY															L	17-27
	16 12/26	at Cowboys	P	10	8	67	80.0	6.7	8.4	1	0	19	1/0	127.9	0	0	0	0	L	14-56
	17 01/02	Eagles		DID NOT PLAY															L	16-20
	18 01/09	at Giants		DID NOT PLAY															W	22-7
2021 TOTALS			2-0	19	12	120	63.2	6.3	10.0	1	0	19	2/5	98.6	2	11	11	0	7-10	



DARIUS ANDERSON



30
RUNNING BACK

Ht: 5-11 Wt: 208
 DOB: 9/10/1997 College: TCU
 Texans Season: 1 NFL Season: 1
 Acquired: FA-21

TRANSACTIONS: Signed as a college free agent with the Dallas Cowboys on April 27, 2020...Waived by the Cowboys on Sept. 4, 2020... Signed to the Indianapolis Colts practice squad on Sept. 8, 2021...Elevated to the Colts active roster on Jan. 3, 2021...Reverted back to the Colts practice squad on Jan. 4, 2021...Elevated to the Colts active roster on Jan. 4, 2021...Reverted back to the Colts practice squad on Jan. 9, 2021...Signed a Reserve/Future contract with the Colts on Jan. 10, 2021...Waived by the Colts on Aug. 17, 2021...Signed to the Houston Texans practice squad on Dec. 15, 2021...Signed a reserve/future contract with the Texans on Jan. 11, 2022.

2021 (Houston 0/0):

- Spent time on the Texans' practice squad throughout the season

COLLEGE:

- Played in 45 games in four seasons at TCU (2016-19), rushing for 2,418 yards on 430 attempts (5.6 avg.) with 18 touchdowns while adding 224 receiving yards on 43 receptions (5.2 avg.)
- Ran for 823 yards and six touchdowns his senior year and

had three consecutive 100-yard games and led TCU in kickoff return average with 22.1 yards

- Surpassed 1,000 career rushing yards in his first game his junior year and recorded a 93-yard run against Ohio State, the longest rushing play in school history
- Led TCU with 768 rushing yards and eight touchdowns as a sophomore and ranked third in the Big 12 with 6.0 yards per carry
- Played in 11 games as a true freshman
- Earned Honorable Mention All-Big 12 accolades in 2017 and 2019

PERSONAL:

- Attended George Ranch High School in Richmond, Texas
- Was rated a four-star recruit and the No. 3 running back in Texas and No. 11 nationally by 247Sports in 2015
- Rushed for 2,274 yards and 30 touchdowns as a senior and led his team to a 16-0 record and a state championship
- Won the Houston Touchdown Club Offensive Player of the Year award in 2015

Running Back Statistics

DATE	TEAM	RUSHING								RECEIVING				
		GP	GS	NO.	YDS.	AVG.	LG	TD	NO.	YDS.	AVG.	LG	TD	
2020	Colts	0	0	0	0	0.0	0	0	0	0	0.0	0	0	
2021	Texans	0	0	0	0	0.0	0	0	0	0	0.0	0	0	
NFL TOTALS		0	0	0	0	0.0	0	0	0	0	0.0	0	0	

Running Back Statistics

DATE	TEAM	RUSHING								RECEIVING				
		GP	GS	NO.	YDS.	AVG.	LG	TD	NO.	YDS.	AVG.	LG	TD	
2020	Colts	0	0	0	0	0.0	0	0	0	0	0.0	0	0	
NFL TOTALS		0	0	0	0	0.0	0	0	0	0	0.0	0	0	

PLAYER BIOS



2020 Season Statistics

DATE	TEAM	KICKOFF RETURNS					PUNT RETURNS					
		RET.	YDS.	AVG.	LG	TD	NO.	FC	YDS.	AVG.	LG	TD
2020	Colts	0	0	0.0	0	0	0	0	0	0.0	0	0
2021	Texans	0	0	0.0	0	0	0	0	0	0.0	0	0
NFL TOTALS		0	0	0.0	0	0	0	0	0	0.0	0	0

2021 Season Statistics

DATE	TEAM	KICKOFF RETURNS					PUNT RETURNS					
		RET.	YDS.	AVG.	LG	TD	NO.	FC	YDS.	AVG.	LG	TD
2020	Colts	0	0	0.0	0	0	0	0	0	0.0	0	0
NFL TOTALS		0	0	0.0	0	0	0	0	0	0.0	0	0

2021 Season Rushing and Receiving Statistics

W	DATE	OPPONENT	P/S	RUSHING					RECEIVING					W/L	SCORE
				NO.	YDS.	AVG.	LG	TD	NO.	YDS.	AVG.	LG	TD		
01	09/12	Jaguars												W	37-21
02	09/19	at Browns												L	21-31
03	09/23	Panthers												L	9-24
04	10/03	at Bills												L	0-40
05	10/10	Patriots												L	22-25
06	10/17	at Colts												L	3-31
07	10/24	at Cardinals												L	5-31
08	10/31	Rams												L	22-38
09	11/07	at Dolphins												L	9-17
11	11/21	at Titans												W	22-13
12	11/28	Jets												L	14-21
13	12/05	Colts												L	0-31
14	12/12	Seahawks												L	13-33
15	12/19	at Jaguars												W	30-16
16	12/26	Chargers												W	41-29
17	01/02	at 49ers												L	7-23
18	01/09	Titans												L	25-28
2021 TOTALS			0-0	0	0	0.0	0	0	0	0	0.0	0	0	0	4-13

PLAYER BIOS



**GRAYLAND
ARNOLD**



35
DEFENSIVE BACK

Ht: 5-10
DOB: 9/4/1993
Wt: 187
College: Baylor
Texans Season: 2 **NFL Season:** 3
Acquired: FA-'21

TRANSACTIONS: Signed with the Philadelphia Eagles as a college free agent on April 26, 2020...Waived by the Eagles on Sept. 3, 2020...Signed to the Eagles practice squad on Sept. 6, 2020...Elevated to the Eagles active roster on Sept. 26, 2020...Reverted back to the Eagles practice squad on Sept. 27, 2020...Elevated to the Eagles active roster on Oct. 3, 2020...Reverted back to the Eagles practice squad on Oct. 4, 2020...Promoted to the Eagles active roster on Oct. 10, 2020...Waived by the Eagles on Oct. 13, 2020...Signed to the Eagles practice squad on Oct. 15, 2020...Promoted to the Eagles active roster on Dec. 1, 2020...Waived by the Eagles on Aug. 31, 2021...Signed to the Eagles practice squad on Sept. 1, 2021...Released by the Eagles on Sept. 3, 2021...Signed to the Houston Texans practice squad on Sept. 15, 2021...Elevated to the Texans active roster on Dec 11, 2021...Reverted back to the Texans practice squad on Dec. 13, 2021...Elevated to the Texans active roster as a COVID-19 replacement on Dec. 18, 2021...Reverted back to the Texans practice squad on Dec. 20, 2021...Signed to the Texans active roster on Dec. 23, 2021...Placed on the Reserve/Injured List on Jan. 3, 2022.

2021 (Houston 4/0):

- ✦ Appeared in four games for the Texans, mostly appearing on special teams
- ✦ Played in his first game as a Texan vs. Seattle (12/12), earning snaps on special teams

- ✦ Recorded his first special teams tackle as a Texan vs. the L.A. Chargers (12/26)

2020 (Philadelphia 6/1):

- ✦ Saw action in six games and compiled 10 tackles (five solo) as a rookie

COLLEGE:

- ✦ Played four seasons (2016-19) at Baylor University in Waco, Texas, appearing in 37 games and compiling 107 tackles (82 solo) with seven interceptions
- ✦ Was named a second-team All-American and an All-Big 12 second team selection as a redshirt junior. Started in 11 of 13 games, finishing the season with 46 tackles (33 solo), 1.0 sack, 2.5 tackles for loss and six interceptions returned for 118 yards. Also Returned 12 punts for 149 yards and one touchdown (12.4 avg.)
- ✦ Appeared in four games before seeing his season cut short due to injury as a junior
- ✦ Started nine games as a sophomore and compiled 35 tackles, three tackles for loss, seven pass breakups and his first career interception
- ✦ Saw action in 11 games (four starts) as a true freshman and tallied 20 tackles (17 solo) with 2.0 tackles for loss

PERSONAL:

- ✦ Attended Kountze (Texas) High School
- ✦ Also played basketball, tennis and ran track in high school

DATE	TEAM	GP	GS	TACKLES							INTERCEPTIONS					FUMBLES					ST				MISC		
				TK	S	A	TFL	YDS	SK	YDS	QBH	NO	YDS	LG	TD	PD	FF	FR	TD	YDS	TK	S	A	FF	FR	S	A
2020	Eagles	6	1	9	5	4	1	6	0.0	0.0	0	0	0	0	0	1	0	0	0	0	2	1	1	0	0	0	0
2021	Texans	4	0	0	0	0	0	0	0.0	0.0	0	0	0	0	0	0	0	0	0	0	1	0	1	0	0	0	0
NFL TOTALS		10	1	9	5	4	1	6	0.0	0.0	0	0	0	0	0	1	0	0	0	0	3	1	2	0	0	0	0

nd bg`Hb`h`;cdbcnd`a`i nd`

Total Tackles 5 vs. Washington Football Team, Jan 03, 2021
Solo Tackles 3 vs. Washington Football Team, Jan 03, 2021
Passes Defensed 1 vs. Washington Football Team, Jan 03, 2021
Tackles For Loss 1 vs. Washington Football Team, Jan 03, 2021
Special Teams Tackles 1 vs. Los Angeles Chargers, Dec 26, 2021
 ...2 more at 1.

PLAYER BIOS



MM;b\h`H t Hb\h`mi bpg\mth`nj i ;no\odhad`n;Qo`s\i nD

W	DATE	OPPONENT	P/S	TACKLES					INTERCEPTIONS					FUMBLES			ST				MISC		W/L	SCORE				
				TK	S	A	SK	YDS	TFL	YDS	QBH	NO	YDS	LG	TD	PD	FF	FR	TD	YDS	TK	S			A	FF	FR	S
02	09/19	at Browns																								L	21-31	
03	09/23	Panthers																								L	9-24	
04	10/03	at Bills																								L	0-40	
05	10/10	Patriots																								L	22-25	
06	10/17	at Colts																								L	3-31	
07	10/24	at Cardinals																								L	5-31	
08	10/31	Rams																								L	22-38	
09	11/07	at Dolphins																								L	9-17	
11	11/21	at Titans																								W	22-13	
12	11/28	Jets																								L	14-21	
13	12/05	Colts																								L	0-31	
14	12/12	Seahawks	P	0	0	0	0.0	0.0	0	0	0	0	0	0	0	0	0	0	0	0	0	0	0	0	0	L	13-33	
15	12/19	at Jaguars	P	0	0	0	0.0	0.0	0	0	0	0	0	0	0	0	0	0	0	0	0	0	0	0	0	W	30-16	
16	12/26	Chargers	P	0	0	0	0.0	0.0	0	0	0	0	0	0	0	0	0	0	0	0	1	0	1	0	0	0	W	41-29
17	01/02	at 49ers	P	0	0	0	0.0	0.0	0	0	0	0	0	0	0	0	0	0	0	0	0	0	0	0	0	L	7-23	
18	01/09	Titans																								L	25-28	
2021 TOTALS			4-0	0	0	0	0.0	0.0	0	0	0	0	0	0	0	0	0	0	0	0	1	0	1	0	0	0	0	3-13



ANTHONY
AUCLAIR

83
TIGHT END



Ht: 6-6 Wt: 256
 DOB: 5/28/1993 College: Laval
 Texans Season: 2 NFL Season: 6
 Acquired: UFA-'21 (TB)

TRANSACTIONS: Signed by the Tampa Bay Buccaneers as a college free agent on May 1, 2017...Re-signed by the Buccaneers on March 16, 2020...Signed by the Houston Texans as an unrestricted free agent on April 7, 2021...Released by the Texans on Aug. 31, 2021...Signed to the Texans practice squad on Sept. 1, 2021...Elevated to the Texans active roster on Sept. 11, 2021...Reverted back to the Texans practice squad on Sept. 13, 2021...Elevated to the Texans active roster on Sept. 18, 2021...Reverted back to the Texans practice squad on Sept. 20, 2021...Signed to the Texans active roster on Sept. 21, 2021...Placed on the Reserve/COVID-19 List on Dec. 31, 2021...Activated from the Reserve/COVID-19 List on Jan. 5, 2022...Re-signed with the Texans as an unrestricted free agent on March 30, 2022.

2021 (Houston 16/13):

- ✦ Played in 16 games with a career-high 13 starts in his first season in Houston, catching five passes for 47 yards (9.4 avg.) and his first career touchdown
- ✦ Started his first game as a Texan vs. Jacksonville (9/12) and contributed on offense and special teams
- ✦ Scored his first career touchdown vs. New England (10/10), an 11-yard reception from QB Davis Mills

2020 (Tampa Bay 8/2, 0/0):

- ✦ Saw action in eight games (two starts), primarily as a blocking tight end and on special teams
- ✦ Spent Weeks 2-7 on the Reserve/Injured list
- ✦ Inactive for Super Bowl LV vs. Kansas City (2/7/21)

2019 (Tampa Bay 8/5):

- ✦ Appeared in eight games (five starts) and caught one pass for 11 yards
- ✦ Registered two special teams tackles in Week 2 at Carolina (9/12)
- ✦ Notched his lone reception of the season in Week 9 at Seattle (11/3)
- ✦ Placed on the Reserve/Injured list prior to Week 10

2018 (Tampa Bay 16/10):

- ✦ Saw action in all 16 games (10 starts) for the first time in his career and logged a single-season career-high seven receptions for 48 yards (6.9 avg.)
- ✦ Recorded a season-high three receptions for 15 yards (5.0 avg.) in Week 7 vs. Cleveland (10/21). Also forced a fumble on special teams in the contest
- ✦ Posted a 12-yard reception in Week 14 vs. New Orleans (12/9)

2017 (Tampa Bay 8/3):

- ✦ Played in eight games (three starts) as a rookie and totaled two receptions for 25 yards (12.5 avg.)
- ✦ Appeared in his first NFL game in Week 5 vs. New England (10/5)
- ✦ Tallied his first catch for 11 yards in Week 13 at Green Bay (12/3)

COLLEGE:

- ✦ Played four seasons (2013-16) at Laval University in Quebec City, Quebec, Canada
- ✦ Named Équipe D'Étoiles Offensive in back-to-back seasons (2015-16) by the RSEQ
- ✦ Notched 17 receptions for 229 yards (13.5 avg.) and two touchdowns in eight games played in his senior season (2016)
- ✦ Registered 15 receptions for 185 yards (12.3 avg.) as a junior (2015)
- ✦ Hauled in 20 catches for 336 yards (16.8 avg.) and one touchdown as a sophomore (2014)
- ✦ Contributed three receptions for 19 yards (6.3 avg.) and one touchdown in his freshman season (2013)

PERSONAL:

- ✦ Attended Champlain Regional College-Lennoxville in Sherbrooke, Quebec, Canada
- ✦ Was also drafted by the Saskatchewan Roughriders in the fourth round (30th overall) of the 2017 CFL Draft
- ✦ Brother, Adam, was drafted with the sixth overall pick by the Ottawa Redblacks in the 2020 CFL Draft

PLAYER BIOS



2017-2021 Career Statistics

DATE	TEAM	GP	GS	RECEIVING					RUSHING				
				NO.	YDS.	AVG.	LG	TD	NO.	YDS.	AVG.	LG	TD
2017	Buccaneers	8	3	2	25	12.5	14	0	0	0	0.0	0	0
2018	Buccaneers	16	10	7	48	6.9	12	0	0	0	0.0	0	0
2019	Buccaneers	8	5	1	11	11.0	11	0	0	0	0.0	0	0
2020	Buccaneers	8	2	0	0	0.0	0	0	0	0	0.0	0	0
2021	Texans	16	13	5	47	9.4	15	1	0	0	0.0	0	0
NFL TOTALS		56	33	15	131	8.7	15	1	0	0	0.0	0	0

2020 Career Statistics

DATE	TEAM	GP	GS	RECEIVING					RUSHING				
				NO.	YDS.	AVG.	LG	TD	NO.	YDS.	AVG.	LG	TD
2020	Buccaneers	0	0	0	0	0.0	0	0	0	0	0.0	0	0
NFL TOTALS		0	0	0	0	0.0	0	0	0	0	0.0	0	0

2021 Career Statistics

Receptions	3 vs. Cleveland Browns, Oct 21, 2018	Kickoff Returns	1 vs. Seattle Seahawks, Dec 12, 2021
Receiving Yards	23 at Miami Dolphins, Nov 07, 2021		...2 more at 1.
Receiving Average	5.0 vs. Cleveland Browns, Oct 21, 2018	Kickoff Return Yards	11 vs. Seattle Seahawks, Dec 12, 2021
Longest Receptions	15 at Miami Dolphins, Nov 07, 2021	Longest Kickoff Return	11 vs. Seattle Seahawks, Dec 12, 2021
Receiving TDs	1 vs. New England Patriots, Oct 10, 2021	Special Teams Tackles	2 at Carolina Panthers, Sep 12, 2019

2021 Season Statistics

W	DATE	OPPONENT	P/S	RECEIVING					RUSHING					W/L	SCORE
				NO.	YDS.	AVG.	LG	TD	NO.	YDS.	AVG.	LG	TD		
01	09/12	Jaguars	S	0	0	0.0	0	0	0	0	0.0	0	0	W	37-21
02	09/19	at Browns		PRACTICE SQUAD										L	21-31
03	09/23	Panthers	S	0	0	0.0	0	0	0	0	0.0	0	0	L	9-24
04	10/03	at Bills	S	0	0	0.0	0	0	0	0	0.0	0	0	L	0-40
05	10/10	Patriots	S	1	11	11.0	11t	1	0	0	0.0	0	0	L	22-25
06	10/17	at Colts	S	0	0	0.0	0	0	0	0	0.0	0	0	L	3-31
07	10/24	at Cardinals	P	0	0	0.0	0	0	0	0	0.0	0	0	L	5-31
08	10/31	Rams	S	0	0	0.0	0	0	0	0	0.0	0	0	L	22-38
09	11/07	at Dolphins	S	2	23	11.5	15	0	0	0	0.0	0	0	L	9-17
11	11/21	at Titans	P	0	0	0.0	0	0	0	0	0.0	0	0	W	22-13
12	11/28	Jets	S	0	0	0.0	0	0	0	0	0.0	0	0	L	14-21
13	12/05	Colts	S	0	0	0.0	0	0	0	0	0.0	0	0	L	0-31
14	12/12	Seahawks	S	1	6	6.0	6	0	0	0	0.0	0	0	L	13-33
15	12/19	at Jaguars	S	0	0	0.0	0	0	0	0	0.0	0	0	W	30-16
16	12/26	Chargers	S	0	0	0.0	0	0	0	0	0.0	0	0	W	41-29
17	01/02	at 49ers		RESERVE/COVID-19										L	7-23
18	01/09	Titans	S	1	7	7.0	7	0	0	0	0.0	0	0	L	25-28
2021 TOTALS		15-13		5	47	9.4	15	1	0	0	0.0	0	0	4-13	



CHAD
BEEBE

86
WIDE RECEIVER



Ht: 5-10

DOB: 6/1/1994

Texans Season: 1

Acquired: FA-'22

Wt: 187

College: Northern Illinois

NFL Season: 4

TRANSACTIONS: Signed by the Minnesota Vikings as an undrafted free agent out of Northern Illinois on May 7, 2018...Released by Minnesota on Sept. 1, 2018...Signed to Minnesota's practice squad on Sept. 2, 2018...Signed to Minnesota's active roster from the practice squad on Nov. 3, 2018...Placed on reserve/injured list on Sept. 24, 2019...Signed a one year contract with Minnesota on Mar. 17, 2021...Placed back on reserve/injured list on Sept. 1, 2021...Signed a one year contract with the Houston Texans on June 8, 2022.

2021 (Minnesota 0/0):

- Placed on the reserve/injured list for the entire season due to a pre-season leg injury

2020 (Minnesota 14/0):

- Saw action in 14 games, totaled 201 total receiving yards and scored two touchdown receptions
- Led the team in punt returns (nine) and total punt return yards (42)
- Tallied seven receptions for 63 yards (nine avg.) and scored his first game-winning touchdown with :46 seconds left vs. Carolina (11/29)
- Caught a career-long 40 yard pass from QB Kirk Cousins vs. Detroit to close out the first half (1/23/21). This touchdown set up Minnesota to win their last game of the season and beat Detroit 37-35

2019 (Minnesota 3/0):

- Appeared in three games his second year and finished second on the team for punt return yards (46)
- Recorded 70 total receiving yards and a 61-yard long reception at Green Bay (9/15), his father's former team. This was the longest receiving play of the game for either team and Minnesota's second longest receiving play on the season

2018 (Minnesota 3/0):

- Appeared in three games during his NFL Rookie season
- Caught four receptions for 39 yards on the season
- Totaled 21 yards on three receptions in his first NFL career game vs. Detroit (11/4)

COLLEGE CAREER:

- Played four seasons (2013-2017) at Northern Illinois where he appeared in 44 games
- Ranks in the top 10 all-time in program history in punt returns (48) and punt return yards (329)
- Scored his final collegiate touchdown (73-yard catch) at Bowling Green (10/21)
- Led the team in yards per reception (14.9) and finished second on the team for all purpose yards (775) during his senior season in 2017
- Injured in the off-season and was redshirted for the entirety of the 2016 season
- Finished second on the team for yards per reception (14.8) and recorded 318 all purpose yards during the 2015 season
- Served as Northern Illinois' primary punt returner and recorded 148 yards on 18 punt returns for the 2014 season
- Played in 10 games as a true freshman (2013) and scored the longest touchdown catch of the season (81 yards) vs. Massachusetts (11/2)

PERSONAL:

- Attended Aurora Christian School in Aurora, Illinois
- Holds his high school's records for most career catches, most career receiving yards and most touchdowns in a single game (four)
- Father, Don Beebe, played in six Super Bowls with the Buffalo Bills and Green Bay Packers

PLAYER BIOS



^c\;]``]`B;i ag;m bpg\mn` \nj i ;mpncd bJm`^` djd b;no\odhod`n

DATE	TEAM	GP	GS	RECEIVING					RUSHING				
				NO.	YDS.	AVG.	LG	TD	NO.	YDS.	AVG.	LG	TD
2018	Vikings	3	0	4	39	9.8	18	0	0	0	0.0	0	0
2019	Vikings	3	0	2	70	35.0	61	0	0	0	0.0	0	0
2020	Vikings	14	0	20	201	10.1	40t	2	0	0	0.0	0	0
2021	Vikings	0	0	0	0	0.0	0	0	0	0	0.0	0	0
NFL TOTALS		20	0	26	310	11.9	61	2	0	0	0.0	0	0

^c\;]``]`B;i ag;m bpg\mn` \nj i ;m` opmi ;no\odhod`n

DATE	TEAM	KICKOFF RETURNS					PUNT RETURNS					
		RET.	YDS.	AVG.	LG	TD	NO.	FC	YDS.	AVG.	LG	TD
2018	Vikings	0	0	0.0	0	0	0	1	0	0.0	0	0
2019	Vikings	1	13	13.0	13	0	7	6	46	6.6	15	0
2020	Vikings	1	19	19.0	19	0	9	5	42	4.7	13	0
2021	Vikings	0	0	0.0	0	0	0	0	0	0.0	0	0
NFL TOTALS		2	32	16.0	19	0	16	12	88	5.5	15	0

nd bg`Hb\h` ;cdbcnlmpncd bJm`^` djd b

Receptions	7 vs. Carolina Panthers, Nov 29, 2020	Fair Catches	3 vs. Atlanta Falcons, Sep 08, 2019
Receiving Yards	63 vs. Carolina Panthers, Nov 29, 2020	Punt Return Yards	25 at Green Bay Packers, Sep 15, 2019
Receiving Average	9.0 vs. Carolina Panthers, Nov 29, 2020	Longest Punt Return	15 at Green Bay Packers, Sep 15, 2019
Longest Receptions	61 at Green Bay Packers, Sep 15, 2019	Punt Returns	4 at Green Bay Packers, Sep 15, 2019
Receiving TDs	1 at Detroit Lions, Jan 03, 2021 ...1 more at 1.	Punt Return Average	7.0 vs. Oakland Raiders, Sep 22, 2019
All-Purpose Yards	86 at Green Bay Packers, Sep 15, 2019	Special Teams Tackles	1 vs. Carolina Panthers, Nov 29, 2020 ...1 more at 1.
Kickoff Returns	1 vs. Detroit Lions, Nov 08, 2020 ...1 more at 1.	Most TDs	1 at Detroit Lions, Jan 03, 2021 ...1 more at 1.
Kickoff Return Yards	19 vs. Detroit Lions, Nov 08, 2020	Miscellaneous Tackles	1 vs. Atlanta Falcons, Oct 18, 2020 ...1 more at 1.
Longest Kickoff Return	19 vs. Detroit Lions, Nov 08, 2020		

PLAYER BIOS



2021 Season Statistics

W	DATE	OPPONENT	P/S	RECEIVING				RUSHING				W/L	SCORE		
				NO.	YDS.	AVG.	LG	TD	NO.	YDS.	AVG.			LG	TD
01	09/12	at Bengals											L	24-27+	
02	09/19	at Cardinals											L	33-34	
03	09/26	Seahawks											W	30-17	
04	10/03	Browns											L	7-14	
05	10/10	Lions											W	19-17	
06	10/17	at Panthers											W	34-28+	
08	10/31	Cowboys											L	16-20	
09	11/07	at Ravens											L	31-34+	
10	11/14	at Chargers											W	27-20	
11	11/21	Packers											W	34-31	
12	11/28	at 49ers											L	26-34	
13	12/05	at Lions											L	27-29	
14	12/09	Steelers											W	36-28	
15	12/20	at Bears											W	17-9	
16	12/26	Rams											L	23-30	
17	01/02	at Packers											L	10-37	
18	01/09	Bears											W	31-17	
2021 TOTALS			0-0	0	0	0.0	0	0	0	0	0.0	0	0	8-9	

+ - Overtime



ROSS
BLACKLOCK



90
DEFENSIVE LINEMAN

Ht: 6-3
DOB: 7/9/1998
Texans Season: 3
Acquired: 02-'20

Wt: 290
College: TCU
NFL Season: 3

TRANSACTIONS: Selected by the Houston Texans in the second round (40th overall) of the 2020 NFL Draft...Placed on the Reserve/COVID-19 List on Oct. 1, 2021...Activated from the Reserve/COVID-19 List on Oct. 20, 2021.

2021 (Houston 14/2):

- Played in 14 games (two starts) and tallied career highs in tackles (22 total, 14 solo), tackles for loss (two), sacks (2.0), quarterback hits (six), pass defenses (two) and his first career forced fumble
- Recorded his first NFL sack and forced fumble on QB Sam Darnold in Week 3 against Carolina (9/23)
- Finished with four tackles (two solo), one sack, one quarterback hit and two tackles for loss at Tennessee (11/21). Sacked QB Ryan Tannehill for a loss of five yards in the fourth quarter
- Logged a season-high four tackles (three solo) as well as one quarterback hit vs. Seattle (12/12)
- Made his first start of the season and logged one solo tackle and one pass defended vs. the L.A. Chargers (12/26)
- Posted a career-high two quarterback hits in addition to one solo tackle vs. Tennessee (1/9/22)

2020 (Houston 15/1):

- Saw action in 15 games (one start) as a rookie and logged 14 total tackles (10 solo), one tackle for loss and two quarterback hits
- Made his NFL debut in Week 1 at Kansas City (9/10)
- Logged his first career tackle for loss in Week 6 at Tennessee (10/18)
- Notched his first career quarterback hit in Week 11 vs. New England (11/22)
- Recorded a quarterback hit and one tackle in Week 16 vs.

Cincinnati (12/27)

- Started his first career game in Week 17 vs. Tennessee (1/3/21)

COLLEGE:

- Spent four seasons (2016-19) at Texas Christian University in Fort Worth, Texas, where he played in 26 total games and finished his collegiate career with 67 total tackles (39 solo), 15.5 tackles for loss and 5.5 sacks
- Started all 12 games as a junior in 2019 and tied for the team lead with 3.5 sacks, while adding 9.0 tackles for loss and a single-season career high of 40 total tackles (25 solo). Named First-Team All-Big 12, Second-Team AP All-Big 12 and was an Honorable-Mention Big 12 Defensive Lineman of the Year
- Suffered an injury in preseason camp as a sophomore and was sidelined for the entire 2018 season
- Started all 14 games as a redshirt freshman in 2017 and totaled 27 tackles (13 solo), 6.5 tackles for loss and 2.0 sacks, earning 2017 Freshman All-American honors from FWAA and the 2017 Big 12 Co-Defensive Freshman of the Year award. Matched his single-game career high with five stops, including a season-best two tackles for loss in the Valero Alamo Bowl win over Stanford
- Redshirted his first season on campus in 2016

PERSONAL:

- Attended Elkins High School in Missouri City, Texas where he posted 56 tackles, 10 tackles for loss, 3.0 sacks and 11 quarterback hurries as a senior, earning him an invite to play in the U.S. Army All-American Bowl
- Rated a four-star defensive tackle by 247Sports.com and ranked the fourth-best defensive tackle in Texas and the 18th-best in the country

STATISTICS

DATE	TEAM	GP	GS	TACKLES							INTERCEPTIONS					FUMBLES					ST		MISC				
				TK	S	A	TFL	YDS	SK	YDS	QBH	NO	YDS	LG	TD	PD	FF	FR	TD	YDS	TK	S	A	FF	FR	S	A
2020	Texans	15	1	14	10	4	1	1	0.0	0.0	2	0	0	0	0	0	0	0	0	0	0	0	0	0	0	0	0
2021	Texans	14	2	22	14	8	2	6	2.0	11.0	6	0	0	0	0	2	1	0	0	0	0	0	0	0	0	0	
NFL TOTALS		29	3	36	24	12	3	7	2.0	11.0	8	0	0	0	0	2	1	0	0	0	0	0	0	0	0	0	



THOMAS
BOOKER

56
DEFENSIVE LINEMAN



Ht: 6-3 Wt: 301
 DOB: 11/11/1999 College: Stanford
 Texans Season: R NFL Season: R
 Acquired: 05a-'22

TRANSACTIONS: Selected by the Houston Texans in the fifth round (150th overall) of the 2022 NFL Draft.

COLLEGE:

- ✦ Played four seasons (2018-21) at Stanford (Calif.) University, where he appeared in 43 games (27 starts) and finished with 158 tackles, 10.0 sacks, one interception, eight passes defended and one forced fumble

2021 (Stanford):

- ✦ Started all 12 games and totaled a career-high 59 tackles (28 solo), also notching 1.5 sacks and one pass defended
- ✦ Earned All-Pac-12 second-team defensive line recognition by the league's coaches and Phil Steele
- ✦ Named a finalist for the William V. Campbell Trophy
- ✦ Selected to the CoSIDA Academic All-America first team
- ✦ Recognized as a Lott IMPACT Trophy quarterfinalist
- ✦ Had half a tackle for loss, four tackles and a quarterback hit at Vanderbilt (9/18)
- ✦ Posted a career-high 10 tackles along with 1.5 sacks vs. UCLA (9/25)
- ✦ Blocked an extra point attempt, the third of his career, and made four tackles at Washington State (10/16)
- ✦ Made nine tackles, half a tackle for loss and two quarterback hits at Oregon State (11/13)

2020 (Stanford):

- ✦ Started all six games he appeared in and finished the season with 21 tackles, three tackles for loss, 1.0 sack, two passes defended, one fumble recovery and two blocked extra point attempts
- ✦ Named an All-Pac-12 first-team all-purpose/special teams selection by the league's coaches and an All-Pac-12 second-team defensive line honoree by the coaches and Phil Steele
- ✦ Earned a CoSIDA Academic All-America first-team selection
- ✦ Recipient of Stanford's Phill Moffatt Award and the Frank Rehm Award, given to the most outstanding special teams player and to the most outstanding player of the Big Game (California vs. Stanford), respectively
- ✦ Named a Lott IMPACT Trophy semifinalist
- ✦ Blocked what would have been the game-tying extra point in the final minute of the fourth quarter to seal a victory over California (11/27), also recording his second career

fumble recovery

2019 (Stanford):

- ✦ Finished fourth on the team with 50 tackles, ranked third with 4.0 sacks and third with 8.5 tackles for loss in 12 games (six starts)
- ✦ Selected as an All-Pac-12 honorable mention and listed on the Pac-12 All-Academic Honor Roll
- ✦ Recorded a career-best 2.0 sacks in addition to eight tackles at Oregon State (9/28)
- ✦ Tallied a career-high nine tackles vs. UCLA (10/17)
- ✦ Posted five tackles, two tackles for loss, one quarterback hit and one forced fumble vs. Arizona (10/26)

2018 (Stanford):

- ✦ Played all 13 games (three starts) as a true freshman and finished with 28 tackles (14 solo), 3.5 sacks, 4.0 tackles for loss, one interception, one fumble recovery and two passes defended
- ✦ Named to the Pacific Takes Pac-12 All-Freshman Team
- ✦ Honored as the Jimmy Rogers, Jr. Most Valuable Lineman of the Sun Bowl
- ✦ Listed on the 247Sports True Freshman All-America Team
- ✦ Posted four tackles (two solo) and 1.0 sack in his collegiate debut vs. San Diego State (8/31)
- ✦ Logged his first career interception and tallied one tackle vs. UC Davis (9/15)

PERSONAL:

- ✦ Attended Gilman (Md.) High School where he was ranked as the No. 211 recruit in the nation by ESPN after posting 39 tackles, 5.0 sacks, 9.0 tackles for loss, one forced fumble and two passes defended as a senior
- ✦ Logged 77 tackles, 4.0 sacks, 14 tackles for loss, one interception and two blocked field goals as a junior
- ✦ Named to the 2016 USA Today All-State first-team
- ✦ Was a two-time All-Metro first team selection (2016-17)
- ✦ Led his team to the 2015 state title and to two football league titles
- ✦ Recognized as a National Football Foundation and College Hall of Fame Scholar Athlete nominee
- ✦ Also competed in basketball and track
- ✦ Ranked first in shot put at the Maryland Interscholastic Athletics Association Indoor Track Championships
- ✦ Father, Earl Thomas Booker III, played football at Wisconsin as an outside linebacker



JUSTIN
BRITT

68

OFFENSIVE LINEMAN



Ht: 6-6 Wt: 315
 DOB: 5/29/1991 College: Missouri
 Texans Season: 2 NFL Season: 8
 Acquired: FA-'21

TRANSACTIONS: Selected by the Seattle Seahawks with the 32nd pick of the second round (64th overall) in the 2014 NFL Draft...Signed an extension with the Seahawks on Aug. 17, 2017...Released by the Seahawks on April 27, 2020...Signed with the Houston Texans on March 8, 2021...Placed on the Reserve/Injured List on Oct. 30, 2021...Designated for return on Nov. 25, 2021...Activated on Dec. 4, 2021...Placed on the Reserve/COVID-19 List on Dec. 23, 2021...Activated from the Reserve/COVID-19 List on Dec. 29, 2021...Re-signed with the Texans on March 21, 2022.

2021 (Houston 11/11):

- ✦ Started all 11 games he played at center in his first year as a Texan
- ✦ Started his first game as a Texan in the season opener vs. Jacksonville (9/12) and helped the offense score 37 points, the highest Week 1 point total in franchise history
- ✦ Blocked for QB Davis Mills vs. New England (10/10), helping him become the first rookie quarterback in NFL history to finish a game with 300-plus passing yards, three-plus passing touchdowns and a passer rating of 140.0 or higher
- ✦ Helped protect QB Davis Mills as he threw for a career-high 331 yards vs. Seattle (12/12)
- ✦ Blocked for QB Davis Mills vs. Tennessee (1/9/22) as he completed 23-of-33 passes (69.7 percent) for 301 yards, three touchdowns and a passer rating of 128.5

2020:

- ✦ Spent the season as a free agent while recovering from injury

2019 (Seattle 8/8, 0/0):

- ✦ Started eight games prior to being placed on the Reserve/Injured list with a knee injury
- ✦ Helped the Seahawks rush for the fourth-most rushing yards per game (137.5) and the eighth-most yards per game (374.4) in the NFL

2018 (Seattle 16/15, 1/1):

- ✦ Appeared in 16 games (15 starts) and was instrumental in an offensive line that blocked for the best rushing offense in the NFL (160.0 yards per game)
- ✦ Blocked for RB Chris Carson who totaled 1,151 rushing yards on 247 attempts (4.7 avg.) and nine touchdowns on the season

- ✦ Helped QB Russell Wilson earn Pro Bowl honors after passing for 3,448 yards and 35 touchdowns while only throwing seven interceptions
- ✦ Led an offensive line unit that became just the fourth in NFL history to have a 1,000-yard rusher and three 300-yard rushers in a season. The 2,560 rushing yards were the third-most in Seahawks history

2017 (Seattle 16/16):

- ✦ Started all 16 games for the third time in his career and blocked for QB Russell Wilson who led the NFL in passing touchdowns with 34, which also tied a franchise record

2016 (Seattle 15/15, 2/2):

- ✦ Started in 15 games for the Seahawks and helped QB Russell Wilson pass for a single-season career-high 4,219 passing yards and 334 completions
- ✦ Helped the Seahawks win 10 games for the fifth consecutive season and earn a Wild Card Round victory vs. Detroit (1/7/17)

2015 (Seattle 16/16, 2/2):

- ✦ Started all 16 games for an offensive line that blocked for the fourth-best offense in the NFL (378.6 yards per game) and the third-best rushing attack (141.8 yards per game)
- ✦ Blocked for QB Russell Wilson who made his third Pro Bowl appearance after passing for 4,024 yards, 34 touchdowns, while leading the league with a 110.1 passer rating

2014 (Seattle 16/16, 2/2):

- ✦ Started all 16 games as a rookie and was part of an offensive unit that led the NFL in rushing yards per game (172.6) and rushing yards per play (5.26)
- ✦ Blocked for RB Marshawn Lynch who made his fourth-consecutive Pro Bowl and totaled 1,306 rushing yards and an NFL-high 13 touchdowns on the season
- ✦ Was the only Seahawks player to play in every snap (1,058) during the season

COLLEGE:

- ✦ Played four seasons (2010-13) at the University of Missouri in Columbia, Mo. after redshirting in 2009
- ✦ Started 36 of the 49 games with 30 of those contests at left tackle and six on the right side
- ✦ As a senior (2013), he was an AP All-SEC first-team selection after starting all 14 games at left tackle, playing

PLAYER BIOS



a major role in the rushing attack that set a school single-season record with 3,330 yards

- ✦ Started nine games as a junior (2012) and received the team's Underclassman Leadership Award
- ✦ As a sophomore (2011), started all 13 games at left tackle for the Tigers and helped an explosive offense generate 6,182 yards, ranking 12th in the nation with an average of 475.5 yards per game
- ✦ Was an academic All-Big 12 Conference second-team choice as a freshman (2010) and appeared in all 13 games to earn his first varsity letter
- ✦ Redshirted in his first season with the Tigers in 2009

PERSONAL:

- ✦ Attended Lebanon (Mo.) High School
- ✦ Played on both sides of the line of scrimmage during his prep career, concentrating at left tackle on offense
- ✦ Won a regional championship and a state playoff game for only the second time in school history during his senior season. Earned first-team All-State, All-District and All-Conference honors
- ✦ Excelled in wrestling and won the Class IV Missouri state heavyweight championship as a senior, going a perfect 45-0 on the year

epnod ;] mtoB;i ag;m bpg\m\` \nj i ;no\odhod`n

DATE	TEAM	GP	GS
2014	Seahawks	16	16
2015	Seahawks	16	16
2016	Seahawks	15	15
2017	Seahawks	16	16
2018	Seahawks	16	15
2019	Seahawks	8	8
2020	Seahawks	0	0
2021	Texans	11	11
NFL TOTALS		98	97

epnod ;] mtoB;i ag;kj non` \nj i ;no\odhod`n

DATE	TEAM	GP	GS
2014	Seahawks	2	2
2015	Seahawks	2	2
2016	Seahawks	2	2
2018	Seahawks	1	1
2019	Seahawks	0	0
NFL TOTALS		7	7

PLAYER BIOS



MM;b\h`H|tHb\h`;mi bpg\mth` \nj i ;no\odhad`n;Qb`s\i nD

W	DATE	OPPONENT	P/S		W/L	SCORE
01	09/12	Jaguars	S		W	37-21
02	09/19	at Browns	S		L	21-31
03	09/23	Panthers	S		L	9-24
04	10/03	at Bills	S		L	0-40
05	10/10	Patriots	S		L	22-25
06	10/17	at Colts		INACTIVE	L	3-31
07	10/24	at Cardinals	S		L	5-31
08	10/31	Rams		RESERVE/INJURED	L	22-38
09	11/07	at Dolphins		RESERVE/INJURED	L	9-17
11	11/21	at Titans		RESERVE/INJURED	W	22-13
12	11/28	Jets		INJURED RESERVE - DESIGNATED FOR RETURN	L	14-21
13	12/05	Colts	S		L	0-31
14	12/12	Seahawks	S		L	13-33
15	12/19	at Jaguars	S		W	30-16
16	12/26	Chargers		RESERVE/COVID-19	W	41-29
17	01/02	at 49ers	S		L	7-23
18	01/09	Titans	S		L	25-28
2021 TOTALS			11-11		4-13	



TERRENCE
BROOKS



8

DEFENSIVE BACK

Ht: 5-11

DOB: 3/2/1992

Texans Season: 2 NFL Season: 9

Acquired: UFA-'21 (NE)

Wt: 205

College: Florida State

TRANSACTIONS: Selected by the Baltimore Ravens with the 15th pick of the third round (79th overall) in the 2014 NFL Draft...Waived by the Ravens on Sept. 3, 2016...Claimed off waivers by the Philadelphia Eagles on Sept. 4, 2016...Traded to the New York Jets on Aug. 27, 2017...Re-signed by the Jets as an unrestricted free agent on March 18, 2018...Signed by the New England Patriots as an unrestricted free agent on March 15, 2019...Signed by the Houston Texans as an unrestricted free agent on March 23, 2021...Placed on the Reserve/Injured List on Oct. 21, 2021...Designated to return on Nov. 15, 2021...Activated on Nov. 20, 2021...Placed on the Reserve/COVID-19 List on Dec. 16, 2021...Activated on Dec. 25, 2021...Re-signed with the Texans as an unrestricted free agent on March 29, 2022.

HONORS:

- ✦ AFC Defensive Player of the Week (Week 3, 2017)

2021 (Houston 11/3):

- ✦ Played in 11 games with a career-high three starts in his first season as a Texan, tallying 16 defensive tackles (12 solo), one pass defended and five special teams tackles
- ✦ Appeared in his first game as a Texan vs. Jacksonville (9/12)
- ✦ Made his first start of the season and recorded one solo tackle at Indianapolis (10/17) before exiting with a chest injury
- ✦ Finished with a five tackles (three solo) vs. the N.Y. Jets (11/28)
- ✦ Tied for the team lead with a season-high eight tackles (six solo) while also notching one pass defended vs. Tennessee (1/9/22)

2020 (New England 14/2):

- ✦ Appeared in 14 games with two starts and posted 20 total tackles (15 solo) on defense and three special teams tackles
- ✦ Played as a reserve on defense and special teams in the season-opening win in Week 1 vs. Miami (9/13) and posted four total tackles (three solo) on defense
- ✦ Appeared as a reserve in the secondary in Week 3 vs. Las Vegas (9/27) and compiled four total tackles (two solo)
- ✦ Saw time in a reserve role at defensive back and made four total tackles (three solo) in Week 7 vs. San Francisco (10/25)
- ✦ Started in the secondary in Week 8 at Buffalo (11/1) and Week 9 at the N.Y. Jets (11/9) when CB Stephon Gilmore

was inactive due to injury

2019 (New England 15/0, 1/0):

- ✦ Played in 15 regular season games as a reserve and tallied 22 total tackles (15 solo), one interception and three passes defended as part of a defense that led the NFL in total defense (275.9 yards per game) and scoring (14.1 points allowed per game). Also was a key special teams contributor, finishing the season with two special teams tackles
- ✦ Notched his first interception of the season and added one tackle, one quarterback hit and a pass defended in Week 7 at N.Y. Jets (10/21)
- ✦ Led the team with seven solo tackles in Week 11 at Philadelphia (11/17), while also recording two quarterback hits and two passes defended
- ✦ Appeared in his first career playoff game, totaling one solo tackle in the AFC Wild Card game vs. Tennessee (1/4/20)

2018 (N.Y. Jets 16/0):

- ✦ Saw action in all 16 games as a reserve, playing primarily on special teams. Posted four solo tackles on defense, recovered one fumble, notched one pass defended and added six special teams tackles
- ✦ Notched two solo tackles, one tackle for loss and one pass defended in Week 7 vs. Minnesota (10/21)

2017 (N.Y. Jets 15/1):

- ✦ Appeared in 15 regular season games (one start) and finished with seven total tackles (five solo), two interceptions, three passes defended and six special teams tackles
- ✦ Earned AFC Defensive Player of the Week honors following his Week 3 performance vs. Miami (9/24), where he logged two interceptions, three passes defended and made one tackle

2016 (Philadelphia 11/0):

- ✦ Played in 11 games as a reserve and had one interception on defense, one pass defended and made five special teams tackles
- ✦ Tallied his first career interception in Week 16 vs. the N.Y. Giants (12/22)

2015 (Baltimore 12/0):

- ✦ Saw action in 12 games as a reserve, appearing mostly on

PLAYER BIOS



special teams and made seven total tackles (six solo), one pass defended, one quarterback hit and one tackle for loss

2014 (Baltimore 11/0, 0/0):

- ✦ Appeared in 11 games as a rookie and posted a career-high 19 total tackles (16 solo) on defense. Also notched two passes defended and one fumble recovery
- ✦ Recorded a single-game career-high six total tackles (five solo) in Week 7 vs. Atlanta (10/19)
- ✦ Placed on the Reserve/Injured list prior to Week 16

COLLEGE:

- ✦ Played four seasons (2010-13) at Florida State University in Tallahassee, Fla.
- ✦ Played in 48 games (27 starts), helping lead the Seminoles to the 2013 BCS National Championship title as a senior
- ✦ Finished his career with 127 tackles, one sack, 15 passes defended, five interceptions, three forced fumbles and

one fumble recovery

- ✦ Started all 13 games as a senior (2013) and posted 56 tackles and two interceptions en route to earning first-team All-American honors as part of a Florida State pass defense that ranked No. 1 in the nation
- ✦ Was the top tackler in the secondary with 52 in his junior season (2012), which ranked fifth on the team and was one of six Seminoles who recorded an interception
- ✦ Appeared in 11 games as a sophomore (2011) and tallied 17 tackles, five pass breakups and one interception
- ✦ Spent most of his freshman year (2010) on special teams

PERSONAL:

- ✦ Attended Dunnellon (Fla.) High School
- ✦ Two-way standout at Dunnellon where he rushed for 500 yards and registered 53 tackles, six interceptions and three pass breakups during his junior season

o`nm i ^`;)nj j f nBi ag;m bpg\mn`nj i ;_`a`i ndq`no\odhod`n

DATE	TEAM	GP	GS	TACKLES							INTERCEPTIONS					FUMBLES				ST				MISC				
				TK	S	A	TFL	YDS	SK	YDS	QBH	NO	YDS	LG	TD	PD	FF	FR	TD	YDS	TK	S	A	FF	FR	S	A	
2014	Ravens	11	0	19	16	3	0	0	0.0	0.0	1	0	0	0	0	2	0	1	0	0	0	0	0	0	0	0	0	
2015	Ravens	12	0	7	6	1	1	4	0.0	0.0	1	0	0	0	0	1	0	0	0	0	0	1	1	0	0	0	0	
2016	Eagles	11	0	0	0	0	0	0	0.0	0.0	0	1	6	6	0	1	0	0	0	0	0	5	4	1	2	0	0	
2017	Eagles	0	0	0	0	0	0	0	0.0	0.0	0	0	0	0	0	0	0	0	0	0	0	0	0	0	0	0	0	
2017	Jets	15	1	7	5	2	0	0	0.0	0.0	3	2	13	13	0	3	0	0	0	0	0	6	5	1	0	0	0	
2017	TOTAL	15	1	7	5	2	0	0	0.0	0.0	3	2	13	13	0	3	0	0	0	0	0	6	5	1	0	0	0	
2018	Jets	16	0	4	4	0	1	1	0.0	0.0	0	0	0	0	0	1	0	0	0	0	0	6	5	1	0	1	0	
2019	Patriots	15	0	22	15	7	0	0	0.0	0.0	3	1	0	0	0	3	0	0	0	0	0	2	2	0	0	0	0	
2020	Patriots	14	2	20	15	5	0	0	0.0	0.0	1	0	0	0	0	0	0	0	0	0	0	3	1	2	0	0	0	
2021	Texans	11	3	16	11	5	0	0	0.0	0.0	0	0	0	0	0	1	0	0	0	0	0	5	4	1	0	0	0	
NFL TOTALS		105	6	95	72	23	2	5	0.0	0.0	9	4	19	13	0	12	0	1	0	0	0	28	22	6	2	1	0	0

o`nm i ^`;)nj j f nBi ag;kj non`nj i ;_`a`i ndq`no\odhod`n

DATE	TEAM	GP	GS	TACKLES							INTERCEPTIONS					FUMBLES				ST				MISC				
				TK	S	A	TFL	YDS	SK	YDS	QBH	NO	YDS	LG	TD	PD	FF	FR	TD	YDS	TK	S	A	FF	FR	S	A	
2019	Patriots	1	0	1	1	0	0	0	0.0	0.0	0	0	0	0	0	0	0	0	0	0	0	0	0	0	0	0	0	0
NFL TOTALS		1	0	1	1	0	0	0	0.0	0.0	0	0	0	0	0	0	0	0	0	0	0	0	0	0	0	0	0	0

nd bg`Hb`h` ;c`d`c`n`l`y`_`a`i` ndq`

- Total Tackles** 8 vs. Tennessee Titans, Jan 09, 2022
- Solo Tackles** 7 at Philadelphia Eagles, Nov 17, 2019
- Passes Defended** 3 vs. Miami Dolphins, Sep 24, 2017
- Fumble Recoveries** 1 at Indianapolis Colts, Oct 05, 2014
- Tackles For Loss** 1 vs. Minnesota Vikings, Oct 21, 2018
...1 more at 1.

- Interceptions** 2 vs. Miami Dolphins, Sep 24, 2017
- Interception Return Yards** 13 vs. Miami Dolphins, Sep 24, 2017
- Special Teams Tackles** 2 at Buffalo Bills, Sep 29, 2019
...3 more at 2.
- Special Teams Forced Fumbles** 1 vs. New York Giants, Dec 22, 2016
...1 more at 1.

Special Teams Fumble Recoveries 1 at Buffalo Bills, Dec 09, 2018

nd bg`Hb`h` ;c`d`c`n`;k`j` non`nj i y`_`a`i` ndq`

Total Tackles 1 vs. Tennessee Titans, Jan 04, 2020

Solo Tackles 1 vs. Tennessee Titans, Jan 04, 2020



PHAROAH
BROWN

85
TIGHT END



Ht: 6-6 Wt: 258
 DOB: 5/4/1994 College: Oregon
 Texans Season: 3 NFL Season: 5
 Acquired: FA-'20

TRANSACTIONS: Signed with the Oakland Raiders as a college free agent on May 5, 2017...Waived by the Raiders on Sept. 2, 2017...Signed to the Raiders practice squad on Sept. 3, 2017...Signed to the Raiders active roster on Dec. 23, 2017...Waived by the Raiders on Sept. 1, 2018...Signed to the Cleveland Browns practice squad on Sept. 24, 2018...Signed to the Browns active roster on Oct. 23, 2018...Signed an extension with the Browns on March 16, 2020...Waived by the Browns on Sept. 6, 2020...Signed to the Houston Texans practice squad on Sept. 14, 2020...Signed to the Texans active roster on Sept. 15, 2020...Resigned with the Texans as an unrestricted free agent on March 24, 2021.

2021 (Houston 15/12):

- ✦ Played in a career-high 15 games (12 starts), logging a career-high 23 receptions for 171 yards (7.4 avg.)
- ✦ Recorded four catches for a career-high 67 receiving yards (16.8 avg.) with a career-long reception of 29 yards in the season opener vs. Jacksonville (9/12)
- ✦ Tied his season high and led the team with four receptions, finishing with 23 yards (5.8 avg.) vs. Indianapolis (12/5)

2020 (Houston 13/9):

- ✦ Played in 13 games (nine starts) and set career highs in receptions (14), receiving yards (163) and receiving touchdowns (two)
- ✦ Spent the offseason with the Cleveland Browns before signing to the Texans practice squad
- ✦ Saw action in his first game with the Texans at Pittsburgh (9/27)
- ✦ Started his first game for the Texans and made one special teams tackle vs. Minnesota (10/4)
- ✦ Caught a career-high two passes for 28 yards (14.0 avg.) at Tennessee (10/18)
- ✦ Finished with two receptions for 21 yards (10.5 avg.) and caught the first touchdown of his NFL career on a 16-yard pass in the fourth quarter at Cleveland (11/15)
- ✦ Notched two receptions for 22 yards (11.0 avg.) vs. New England (11/22)
- ✦ Caught a career-long 29-yard reception vs. Cincinnati (12/27)

- ✦ Finished with a career-high five receptions for 48 yards (9.6 avg.) and one receiving touchdown vs. Tennessee (1/3/21)

2019 (Cleveland 9/6):

- ✦ Played in nine games (six starts) and notched two receptions for 27 yards (13.5 avg.)

2018 (Oakland 0/0; Cleveland 0/0):

- ✦ Spent the offseason with the Oakland Raiders before signing to the Browns practice squad
- ✦ Elevated to the Browns active roster prior to Week 8, but never saw game action
- ✦ Placed on the Reserve/Injured list on Dec. 8, 2018

2017 (Oakland 2/1):

- ✦ Spent Weeks 1-15 on the Raiders practice squad
- ✦ Saw game action in Weeks 16 and 17

COLLEGE:

- ✦ Played four seasons (2012-14; 2016) at the University of Oregon in Eugene, Ore. after redshirting his senior season (2015)
- ✦ Appeared in 40 games over his college career and totaled 70 receptions for 1,011 receiving yards (14.4 avg.) and 13 touchdowns
- ✦ Finished third on the team in receiving as a redshirt senior in 2016 after recording 33 catches for 426 yards (12.9 avg.) and five touchdowns
- ✦ Redshirted in 2015 to rehab from a leg injury and won the Bob Office Award for the Oregon player who excels in spite of physical adversity
- ✦ Named first team Pac-12 All-Conference as a junior after notching 25 receptions for 420 yards (16.8 avg.) and six touchdowns
- ✦ Played in 12 games and caught two passes as a true freshman in 2012

PERSONAL:

- ✦ Attended Brush High School in Lyndhurst, Ohio
- ✦ Named second-team All-Ohioan in 2011
- ✦ Also was a standout basketball player in which he was first-team All-Conference and MVP as a junior

PLAYER BIOS



Receiving and Rushing Statistics

DATE	TEAM	GP	GS	RECEIVING					RUSHING				
				NO.	YDS.	AVG.	LG	TD	NO.	YDS.	AVG.	LG	TD
2017	Raiders	2	1	0	0	0.0	0	0	0	0	0.0	0	0
2018	Raiders	0	0	0	0	0.0	0	0	0	0	0.0	0	0
2018	Browns	0	0	0	0	0.0	0	0	0	0	0.0	0	0
2018	TOTAL	0	0	0	0	0.0	0	0	0	0	0.0	0	0
2019	Browns	9	6	2	27	13.5	18	0	0	0	0.0	0	0
2020	Browns	0	0	0	0	0.0	0	0	0	0	0.0	0	0
2020	Texans	13	9	14	163	11.6	29	2	0	0	0.0	0	0
2020	TOTAL	13	9	14	163	11.6	29	2	0	0	0.0	0	0
2021	Texans	15	12	23	171	7.4	29	0	0	0	0.0	0	0
NFL TOTALS		39	28	39	361	9.3	29	2	0	0	0.0	0	0

Receptions and Tackles

Receptions	5 vs. Tennessee Titans, Jan 03, 2021	All-Purpose Yards	67 vs. Jacksonville Jaguars, Sep 12, 2021
Receiving Yards	67 vs. Jacksonville Jaguars, Sep 12, 2021	Special Teams Tackles	1 at San Francisco 49ers, Jan 02, 2022 ...3 more at 1.
Receiving Average	16.8 vs. Jacksonville Jaguars, Sep 12, 2021	Most TDs	1 vs. Tennessee Titans, Jan 03, 2021 ...1 more at 1.
Longest Receptions	29 vs. Jacksonville Jaguars, Sep 12, 2021 ...1 more at 29.	Miscellaneous Tackles	1 at Baltimore Ravens, Sep 29, 2019
Receiving TDs	1 vs. Tennessee Titans, Jan 03, 2021 ...1 more at 1.		

Receiving and Rushing Statistics by Game

W	DATE	OPPONENT	P/S	RECEIVING					RUSHING					W/L	SCORE
				NO.	YDS.	AVG.	LG	TD	NO.	YDS.	AVG.	LG	TD		
01	09/12	Jaguars	S	4	67	16.8	29	0	0	0	0.0	0	0	W	37-21
02	09/19	at Browns	S	0	0	0.0	0	0	0	0	0.0	0	0	L	21-31
03	09/23	Panthers	S	0	0	0.0	0	0	0	0	0.0	0	0	L	9-24
04	10/03	at Bills	P	1	6	6.0	6	0	0	0	0.0	0	0	L	0-40
05	10/10	Patriots	S	2	22	11.0	15	0	0	0	0.0	0	0	L	22-25
06	10/17	at Colts	S	2	8	4.0	5	0	0	0	0.0	0	0	L	3-31
07	10/24	at Cardinals	S	3	11	3.7	5	0	0	0	0.0	0	0	L	5-31
08	10/31	Rams							INACTIVE					L	22-38
09	11/07	at Dolphins							INACTIVE					L	9-17
11	11/21	at Titans	S	2	10	5.0	8	0	0	0	0.0	0	0	W	22-13
12	11/28	Jets	P	0	0	0.0	0	0	0	0	0.0	0	0	L	14-21
13	12/05	Colts	P	4	23	5.8	12	0	0	0	0.0	0	0	L	0-31
14	12/12	Seahawks	S	0	0	0.0	0	0	0	0	0.0	0	0	L	13-33
15	12/19	at Jaguars	S	2	5	2.5	3	0	0	0	0.0	0	0	W	30-16
16	12/26	Chargers	S	2	10	5.0	6	0	0	0	0.0	0	0	W	41-29
17	01/02	at 49ers	S	1	9	9.0	9	0	0	0	0.0	0	0	L	7-23
18	01/09	Titans	S	0	0	0.0	0	0	0	0	0.0	0	0	L	25-28
2021 TOTALS			15-12	23	171	7.4	29	0	0	0	0.0	0	0	4-13	



REX
BURKHEAD



28
RUNNING BACK

Ht: 5-10

Wt: 215

DOB: 7/2/1990

College: Nebraska

Texans Season: 2 NFL Season: 9

Acquired: FA-'21

TRANSACTIONS: Selected by the Cincinnati Bengals with the 22nd pick of the sixth round (190th overall) in the 2013 NFL Draft...Signed by the New England Patriots as an unrestricted free agent on March 14, 2017...Re-signed by the Patriots on March 15, 2018...Signed with the Houston Texans as a free agent on June 1, 2021.

2021 (Houston 16/5):

- ✦ Played in all 16 games with a career-high five starts in his first season as a Texan, recording a career-high 427 rushing yards on 122 carries (3.5 avg.) with three touchdowns and catching 25 passes for 186 yards (7.4 avg.)
- ✦ Caught his first pass as a Texan for six yards in the season opener vs. Jacksonville (9/12)
- ✦ Led the team with 21 rushing yards on four carries (5.1 avg.) and rushed for a one-yard touchdown vs. the L.A. Rams (10/31), his first score as a Texan and 23rd touchdown of his career. Also caught three passes for 27 yards (9.0 avg.)
- ✦ Made his first start as a Texan and led the team with eight carries for 30 yards (3.8 avg.) vs. Indianapolis (12/5)
- ✦ Paced the Texans with 40 yards on 11 carries (3.6 avg.) and caught four passes for 26 yards (6.5 avg.) vs. Seattle (12/12)
- ✦ Rushed for a career-high 149 yards on 22 carries (6.8 avg.) and scored two touchdowns vs. the L.A. Chargers (12/26). Recorded a career-long run of 36 yards in the fourth quarter

2020 (New England 10/0):

- ✦ Appeared in 10 games and totaled 67 rushes for 274 yards (4.1 avg.), three touchdowns to go along with 25 receptions for 192 yards (7.7 avg.) and three receiving touchdowns
- ✦ Set a career high with three total touchdowns by way of two rushing scores and one receiving vs. Las Vegas (9/27). Totaled 49 rushing yards and 49 receiving yards in the contest
- ✦ Scored a one-yard touchdown as part of a Week 9 win at the N.Y. Jets (11/9). Also added 11 receiving yards and compiled 56 yards on the ground
- ✦ Caught two touchdown passes and ran for 31 yards on six carries (5.2 avg.) vs. Baltimore (11/15)
- ✦ Spent Weeks 12-17 on the Reserve/Injured list

2019 (New England 13/1, 1/0):

- ✦ Played in 13 games (one start), posting 65 rushing attempts for 302 yards (4.6 avg.) and three touchdowns and caught 27 passes for 279 yards (10.3 avg.)
- ✦ Logged eight rushes for 44 yards (5.5 avg.) and five receptions for 41 yards (8.2 avg.) vs. Pittsburgh (9/8)
- ✦ Was a key contributor on offense at Miami (9/15) with five rushes for 21 yards (4.2 avg.) while adding two catches for 47 yards (23.5 avg.), including a career-long 32-yard reception in the fourth quarter
- ✦ Notched his first start of the year and tallied 11 carries for 47 yards (4.3 avg.) and a touchdown while also adding six receptions for 22 yards (3.7 avg.) vs. the N.Y. Jets (9/22)
- ✦ Rushed six times for 53 yards (8.8 avg.) including a career-long 33-yard touchdown in the fourth quarter at Cincinnati (12/15)
- ✦ Logged five rushes for 20 yards (4.0 avg.) and the game-winning touchdown in the fourth quarter of Week 16 vs. Buffalo (12/21). Also caught four passes for a career-high 77 receiving yards (19.3 avg.) in the game

2018 (New England 8/4, 3/1):

- ✦ Saw action in eight games (four starts) and totaled 57 rushing attempts for 186 yards (3.3 avg.) and 14 receptions for 131 yards (9.4 avg.) and one touchdown while also notching two special teams tackles
- ✦ Played in all three postseason contests with one start and posted 23 rushing attempts for 96 yards (4.2 avg) and three touchdowns and seven receptions for 45 yards (6.4 avg.)
- ✦ Opened the season vs. Houston (9/9), finishing with a team-high 18 carries for 64 yards (3.6 avg.)
- ✦ Spent Weeks 4-12 on the Reserve/Injured list
- ✦ Scored his first touchdown of the season on an 18-yard touchdown pass from QB Tom Brady vs. the N.Y. Jets (12/30)
- ✦ Rushed four times for 12 yards (3.0 avg.), including a six-yard touchdown run in the AFC Divisional Round game vs. the L.A. Chargers (1/13/19)
- ✦ Totaled four catches for 23 yards (5.8 avg.) and rushed 12 times for 41 yards (3.4 avg.), which included a go-ahead touchdown run late in the fourth quarter and the game-winning two-yard touchdown rush in overtime of the AFC Championship Game at Kansas City (1/20/19)
- ✦ Logged seven rushes for 43 yards (6.1 avg.) and also



added two receptions for 15 yards (7.5 avg.) in the Super Bowl LIII victory vs. the L.A. Rams (2/3/19)

2017 (New England 10/3, 2/0):

- ✦ Appeared in 10 games (three starts), registering 64 rushing attempts for 264 yards (4.1 avg.) and five rushing touchdowns and caught 30 passes for 254 yards (8.5 avg.) with three touchdowns. Also tallied four special teams tackles and a blocked punt
- ✦ Caught three passes for 41 yards (13.7 avg.), including a 19-yard touchdown at New Orleans (9/17)
- ✦ Led the team in receptions when he caught all seven of his targets for 68 yards (9.7 avg.), while adding 15 rushing yards and a tackle on special teams vs. the L.A. Chargers (10/29)
- ✦ Contributed 10 rushes for 36 yards (3.6 avg.) and three receptions for 27 yards (9.0 avg.), including a 14-yard touchdown reception at Denver (11/12). Also assisted on special teams with the first blocked punt of his career and the first by a Patriot since 2014
- ✦ Rushed 13 times for 50 yards (3.8 avg.) and scored his first rushing touchdown as a Patriot on a two-yard run in the first quarter vs. Miami (11/26). Also logged a one-yard touchdown reception in the contest
- ✦ Scored two touchdowns for the second straight game at Buffalo (12/3) after tallying two rushing scores and 103 yards from scrimmage (78 rushing yards and 25 receiving yards)
- ✦ Started and scored a touchdown for the third consecutive game on a three-yard run at Miami (12/11) while also posting five catches for 45 yards (9.0 avg.)
- ✦ Produced his fourth straight game with a touchdown when he scored on a one-yard rush at Pittsburgh (12/17)

2016 (Cincinnati 16/1):

- ✦ Played in all 16 games (one start) and accumulated 74 rushing attempts for 344 yards (4.6 avg.) and two touchdowns. Also posted 17 receptions for 145 yards (8.5 avg.) and made 12 special teams tackles
- ✦ Made his first career regular season start at running back vs. Baltimore (1/1/17) and had career highs with 27 rushing attempts for 119 yards (4.4 avg.) and two touchdowns

2015 (Cincinnati 16/0, 1/0):

- ✦ Saw action in all 16 games and registered 10 receptions for 94 yards (9.4 avg.), one receiving touchdown, four rushing yards and 11 special teams tackles

2014 (Cincinnati 9/0, 1/1):

- ✦ Appeared in nine games and registered nine rushing attempts for 27 yards (3.0 avg.) and a touchdown to go

along with seven receptions for 49 yards (7.0 avg.). Also produced four special teams tackles

2013 (Cincinnati 1/0, 0/0):

- ✦ Inactive in Weeks 1-9 and 11-17
- ✦ Saw action in his first NFL game at Baltimore (11/10)

COLLEGE:

- ✦ Played four seasons (2009-12) at the University of Nebraska in Lincoln, Neb.
- ✦ Appeared in 44 games (22 starts), amassing 3,329 rushing yards, 30 rushing touchdowns, 507 receiving yards and five receiving touchdowns over his collegiate career
- ✦ Saw action in eight games as a senior (2012) and logged 98 rushing attempts for 675 yards (6.9 avg.) and five touchdowns with 11 receptions for 92 yards (8.4 avg.) and two touchdowns
- ✦ Earned First-Team All-Big Ten honors in his junior season (2011) after posting 1,534 yards from scrimmage (1,357 rushing and 177 receiving) with 17 total touchdowns (15 rushing and two receiving)
- ✦ Played in all 14 games (two starts) and earned honorable-mention All-Big 12 honors in his sophomore year (2010), as he finished with 951 rushing yards and seven touchdowns, while averaging 5.5 yards per carry
- ✦ Was one-of-six true freshmen to see action, finishing as the Cornhuskers' second-leading rusher with 346 yards and three touchdowns, despite playing in just nine games in 2009

PERSONAL:

- ✦ Attended Plano (Texas) High School
- ✦ Named Dallas Morning News' All-Area Offensive Player of the Year after helping Plano to a 10-2 record and the Class 5A state playoffs in 2008, rushing for 1,762 yards and 28 touchdowns. He also caught 42 passes for 594 yards (14.1 avg.) and five touchdowns
- ✦ Was also a basketball standout, earning first-team all-district honors as a junior and senior. Averaged 15.1 points, 5.2 rebounds and 2.6 assists as a senior and was part of a Class 5A state title in 2006
- ✦ Serves on the board of directors of the "Team Jack Foundation," named after Jack Hoffman, a massive Cornhusker fan who Burkhead formed a close bond with after Hoffman had been diagnosed with brain cancer in 2011 when he was five. The foundation has raised more than \$8 million dollars to fight pediatric brain cancer since 2013
- ✦ Named after 1980s University of Kentucky basketball star Rex Chapman. Rex was born in Kentucky and his father had played in high school against Chapman, who went on to a 13-year career in the NBA

PLAYER BIOS



m's;] pnf c' \ B; ag; m' bpg\mn' \nj i ;mpncd bJm'^` dgd b;no\odod'n

DATE	TEAM	GP	GS	RUSHING					RECEIVING				
				NO.	YDS.	AVG.	LG	TD	NO.	YDS.	AVG.	LG	TD
2013	Bengals	1	0	0	0	0.0	0	0	0	0	0.0	0	0
2014	Bengals	9	0	9	27	3.0	10t	1	7	49	7.0	15	0
2015	Bengals	16	0	4	4	1.0	2	0	10	94	9.4	27	1
2016	Bengals	16	1	74	344	4.6	17	2	17	145	8.5	18	0
2017	Patriots	10	3	64	264	4.1	31	5	30	254	8.5	23	3
2018	Patriots	8	4	57	186	3.3	12	0	14	131	9.4	25	1
2019	Patriots	13	1	65	302	4.6	33t	3	27	279	10.3	32	0
2020	Patriots	10	0	67	274	4.1	18	3	25	192	7.7	24t	3
2021	Texans	16	5	122	427	3.5	36	3	25	186	7.4	20	0
NFL TOTALS		99	14	462	1,828	4.0	36	17	155	1,330	8.6	32	8

m's;] pnf c' \ B; ag;kj non' \nj i ;mpncd bJm'^` dgd b;no\odod'n

DATE	TEAM	GP	GS	RUSHING					RECEIVING				
				NO.	YDS.	AVG.	LG	TD	NO.	YDS.	AVG.	LG	TD
2013	Bengals	0	0	0	0	0.0	0	0	0	0	0.0	0	0
2014	Bengals	1	1	1	23	23.0	23	0	3	34	11.3	26	0
2015	Bengals	1	0	1	4	4.0	4	0	1	5	5.0	5	0
2017	Patriots	2	0	4	23	5.8	9	0	1	46	46.0	46	0
2018	Patriots	3	1	23	96	4.2	26	3	7	45	6.4	8	0
2019	Patriots	1	0	3	4	1.3	4	0	3	32	10.7	12	0
NFL TOTALS		8	2	32	150	4.7	26	3	15	162	10.8	46	0

nd bg` Hb`h` ;cdbcn\mpncd bJm'^` dgd b

Rush Attempts	27 vs. Baltimore Ravens, Jan 01, 2017	Receiving TDs	2 vs. Baltimore Ravens, Nov 15, 2020
Rushing Yards	149 vs. Los Angeles Chargers, Dec 26, 2021	All-Purpose Yards	149 vs. Los Angeles Chargers, Dec 26, 2021
Rushing Average	6.8 vs. Los Angeles Chargers, Dec 26, 2021	Kickoff Returns	2 vs. Buffalo Bills, Nov 20, 2016
Longest Runs	36 vs. Los Angeles Chargers, Dec 26, 2021		...1 more at 2.
Rushing TDs	2 vs. Los Angeles Chargers, Dec 26, 2021	Kickoff Return Yards	40 vs. Denver Broncos, Sep 25, 2016
	...3 more at 2.	Longest Kickoff Return	26 vs. Buffalo Bills, Nov 20, 2016
Receptions	7 vs. Las Vegas Raiders, Sep 27, 2020	Fair Catches	1 vs. Dallas Cowboys, Nov 24, 2019
	...1 more at 7.	Special Teams Tackles	3 at New York Giants, Nov 14, 2016
Receiving Yards	77 vs. Buffalo Bills, Dec 21, 2019	Most TDs	3 vs. Las Vegas Raiders, Sep 27, 2020
Receiving Average	19.3 vs. Buffalo Bills, Dec 21, 2019	Miscellaneous Tackles	1 at Indianapolis Colts, Oct 17, 2021
Longest Receptions	32 at Miami Dolphins, Sep 15, 2019		...2 more at 1.

nd bg` Hb`h` ;cdbcn;Hkj non' \nj i \mpncd bJm'^` dgd b

Rush Attempts	12 at Kansas City Chiefs, Jan 20, 2019	Receiving Yards	46 vs. Philadelphia Eagles, Feb 04, 2018
Rushing Yards	43 at Los Angeles Rams, Feb 03, 2019	Receiving Average	11.3 at Indianapolis Colts, Jan 04, 2015
Rushing Average	6.1 at Los Angeles Rams, Feb 03, 2019	Longest Receptions	46 vs. Philadelphia Eagles, Feb 04, 2018
Longest Runs	26 at Los Angeles Rams, Feb 03, 2019	All-Purpose Yards	64 at Kansas City Chiefs, Jan 20, 2019
Rushing TDs	2 at Kansas City Chiefs, Jan 20, 2019	Special Teams Tackles	1 vs. Tennessee Titans, Jan 04, 2020
Receptions	4 at Kansas City Chiefs, Jan 20, 2019		...2 more at 1.
		Most TDs	2 at Kansas City Chiefs, Jan 20, 2019

LKKH' \m ;mpncd b;b`h` n;OM\m' bpg\mn' \nj i

DATE	TEAM	ATT.	YDS.	AVG.	LG	TD
01/01/17	RAVENS	27	119	4.4	17	2
12/26/21	CHARGERS	22	149	6.8	36	2

PLAYER BIOS



2021 Season Statistics

W	DATE	OPPONENT	P/S	RUSHING					RECEIVING					W/L	SCORE
				NO.	YDS.	AVG.	LG	TD	NO.	YDS.	AVG.	LG	TD		
01	09/12	Jaguars	P	0	0	0.0	0	0	1	6	6.0	6	0	W	37-21
02	09/19	at Browns	P	0	0	0.0	0	0	0	0	0.0	0	0	L	21-31
03	09/23	Panthers	P	0	0	0.0	0	0	1	5	5.0	5	0	L	9-24
04	10/03	at Bills	P	1	-1	-1.0	-1	0	0	0	0.0	0	0	L	0-40
05	10/10	Patriots												L	22-25
06	10/17	at Colts	P	0	0	0.0	0	0	0	0	0.0	0	0	L	3-31
07	10/24	at Cardinals	P	0	0	0.0	0	0	0	0	0.0	0	0	L	5-31
08	10/31	Rams	P	4	21	5.3	14	1	3	27	9.0	10	0	L	22-38
09	11/07	at Dolphins	P	2	9	4.5	8	0	0	0	0.0	0	0	L	9-17
11	11/21	at Titans	P	18	40	2.2	9	0	0	0	0.0	0	0	W	22-13
12	11/28	Jets	P	12	27	2.3	10	0	3	27	9.0	20	0	L	14-21
13	12/05	Colts	S	8	30	3.8	7	0	1	15	15.0	15	0	L	0-31
14	12/12	Seahawks	S	11	40	3.6	10	0	4	26	6.5	11	0	L	13-33
15	12/19	at Jaguars	P	16	41	2.6	8	0	1	6	6.0	6	0	W	30-16
16	12/26	Chargers	S	22	149	6.8	36	2	2	0	0.0	4	0	W	41-29
17	01/02	at 49ers	S	16	47	2.9	8	0	6	32	5.3	9	0	L	7-23
18	01/09	Titans	S	12	24	2.0	6	0	3	42	14.0	20	0	L	25-28
2021 TOTALS			16-5	122	427	3.5	36	3	25	186	7.4	20	0	4-13	



JALEN
CAMP

17
WIDE RECEIVER



Ht: 6-2 Wt: 220
 DOB: 7/10/1998 College: Georgia Tech
 Texans Season: 1 NFL Season: 1
 Acquired: FA-'21

TRANSACTIONS: Selected by the Jacksonville Jaguars in the sixth round (209th overall) of the 2021 NFL Draft...Released by Jacksonville on Aug. 31, 2021...Signed to the Houston Texans practice squad on Sept. 3, 2021...Elevated to the Texans active roster as a COVID-19 Replacement on Dec. 25, 2021...Reverted back to the Texans practice squad on Dec. 27, 2021...Elevated to the Texans active roster as a COVID-19 Replacement on Jan. 1, 2022...Reverted back to the Texans practice squad on Jan. 3, 2022...Elevated to the Texans active roster on Jan. 8, 2022...Reverted back to the Texans practice squad on Jan. 10, 2022...Signed a reserve/future contract with the Texans on Jan. 11, 2022.

2021 (Houston 3/1):

- ✦ Played three games (one start) in his first season with the Texans
- ✦ Played in his first NFL game vs. the L.A. Chargers (12/26)
- ✦ Made his first career start at San Francisco (1/2/22)

CAREER AT GEORGIA TECH:

- ✦ Played five seasons (2016-20) at Georgia Tech in Atlanta, where appeared in 49 games and amassed 808 receiving yards on 48 catches with five touchdowns
- Saw action in all 10 games (nine starts) as a senior in 2020 and led the team in receptions (29), receiving yards (439) and touchdown receptions (four)
- Capped his collegiate career with five receptions for 97 yards (both career highs), including a 21-yard touchdown, against Pitt (12/10/20)

PERSONAL:

- ✦ Attended South Forsyth High School in Cumming, Ga., where he totaled 84 catches and 25 touchdowns over his final two prep seasons
- ✦ Notched 47 receptions for 819 yards, 15 touchdowns and honorable-mention all-state recognition as a senior

Player Statistics

DATE	TEAM	GP	GS	RECEIVING					RUSHING				
				NO.	YDS.	AVG.	LG	TD	NO.	YDS.	AVG.	LG	TD
2021	Texans	3	1	0	0	0.0	0	0	0	0	0.0	0	0
NFL TOTALS		3	1	0	0	0.0	0	0	0	0	0.0	0	0

PLAYER BIOS



2021 Season Statistics

W	DATE	OPPONENT	P/S	RECEIVING					RUSHING					W/L	SCORE
				NO.	YDS.	AVG.	LG	TD	NO.	YDS.	AVG.	LG	TD		
01	09/12	Jaguars												W	37-21
02	09/19	at Browns												L	21-31
03	09/23	Panthers												L	9-24
04	10/03	at Bills												L	0-40
05	10/10	Patriots												L	22-25
06	10/17	at Colts												L	3-31
07	10/24	at Cardinals												L	5-31
08	10/31	Rams												L	22-38
09	11/07	at Dolphins												L	9-17
11	11/21	at Titans												W	22-13
12	11/28	Jets												L	14-21
13	12/05	Colts												L	0-31
14	12/12	Seahawks												L	13-33
15	12/19	at Jaguars												W	30-16
16	12/26	Chargers	P	0	0	0.0	0	0	0	0	0.0	0	0	W	41-29
17	01/02	at 49ers	S	0	0	0.0	0	0	0	0	0.0	0	0	L	7-23
18	01/09	Titans	P	0	0	0.0	0	0	0	0	0.0	0	0	L	25-28
2021 TOTALS			3-1	0	0	0.0	0	0	0	0	0.0	0	0	4-13	



A.J.
CANN

60

OFFENSIVE LINEMAN



Ht: 6-3
DOB: 3/10/1991
Texans Season: 1
Acquired: UFA-'22 (JAX)

Wt: 320
College: South Carolina
NFL Season: 8

TRANSACTIONS: Selected by the Jacksonville Jaguars in the third round (67th overall) of the 2015 NFL Draft...Signed with the Jaguars as an unrestricted free agent on March 13, 2019...Placed on the Reserve/COVID-19 List on Aug. 27, 2021...Activated from the Reserve/COVID-19 List on Sept. 6, 2021...Placed on the Reserve/Injured List on Oct. 4, 2021...Signed with the Houston Texans as an unrestricted free agent on March 23, 2022.

2021 (Jacksonville 4/4):

- Started four games at right guard prior to being placed on the Reserve/Injured List with a knee injury
- Started at right guard and played all 74 offensive snaps at Houston (9/12)
- Helped the offense rush for 159 yards on 29 attempts (5.5 avg.) vs. Arizona (9/26)
- Started and played 21 of 56 offensive snaps at right guard before leaving the game in the second quarter due to a knee injury at Cincinnati (9/30)

2020 (Jacksonville 15/15):

- Started all 15 games in which he appeared at right guard
- Was part of an offensive line that helped rookie RB James Robinson tally the most scrimmage yards (1,414) and the second-most rushing yards (1,070) by an undrafted rookie in NFL history
- Helped the team rush for 165 yards at Tennessee (9/20)

2019 (Jacksonville 16/16):

- Served as part of an offensive line that helped RB Leonard Fournette gain 1,674 yards from scrimmage, becoming the only Jaguars player since 2011 to post at least 1,500 scrimmage yards in a single season
- Blocked for RB Leonard Fournette as he totaled a career-high 225 yards rushing at Denver (9/29), also helping the team gain an average of 7.1 yards per carry for 269 total net rushing yards
- Helped RB Leonard Fournette rush for 108 yards at Carolina (10/6), eclipsing 100 yards rushing in back-to-back games

2018 (Jacksonville 15/15):

- Started all 15 games in which he appeared at right guard
- Helped pave the way for an offense that amassed 137 yards rushing on 28 carries (4.9 avg.) at the N.Y. Giants (9/9)
- Protected QB Blake Bortles as he completed 29-of-45

passes (64.4 percent) for 376 yards, four touchdowns, one interception and a passer rating of 111.0 vs. New England (9/16)

- Assisted in the offensive effort that totaled 503 net yards in the win vs. the N.Y. Jets (9/30)

2017 (Jacksonville 15/15, 3/3):

- Started 15 games in the regular season and all three postseason contests at right guard
- Was part of an offensive line that helped the team lead the league in rushing (141.1 yards per game) for the first time in franchise history and allowed a franchise-low 24 sacks
- Started his first postseason contest in the Wild Card Round vs. Buffalo (1/7/18), helping the team combine for 155 yards rushing on 34 carries (4.6 avg.)
- Helped a rushing attack that totaled 164 rushing yards in the Divisional Round at Pittsburgh (1/14/18)

2016 (Jacksonville 16/16):

- Started all 16 games at right guard without missing a snap, serving as part of a unit that surrendered 34 sacks, the team's fewest since 2007
- Helped open holes for a rushing attack that combined for 136 yards vs. Indianapolis (10/2)
- Protected QB Blake Bortles as he completed 20-of-33 passes (60.6 percent) for 271 yards and one touchdown at Chicago (10/16)
- Helped block for QB Blake Bortles as he threw for 325 yards, one touchdown and a passer rating of 103.5 in the win vs. Tennessee (12/24)

2015 (Jacksonville 14/13):

- Appeared in his first NFL game at New England (9/27), earning snaps on special teams
- Made his first NFL start at right guard at Indianapolis (10/4), helping the offense net 142 rushing yards and 431 yards total
- Helped the Jaguars rush for 120 yards and one touchdown vs. Buffalo (10/25)

COLLEGE:

- Started 51 games in four seasons (2011-14) at the University of South Carolina in Columbia, S.C., the second-most starts by a player in school history
- Three-time member of the SEC Fall Academic Honor Roll
- In 2014, named First-Team All-America by Sporting News,

PLAYER BIOS



ESPN.com and CBSsportsline.com

In 2013, was voted a permanent team captain as a junior

PERSONAL:

- Played on both sides of the ball for Head Coach Kevin Crosby at Bamberg-Ehrhardt (S.C.) High School
- Given name is Aaron
- Has a tattoo on the inside of his right forearm to honor his

mother, Catherine, who passed in 2007 from throat cancer

- He and his wife, Kendal, have one daughter, Kennie Amelia, and one son, Artist Jamar (AJ)
- Represented the Humane Society during the NFL's My Cause My Cleats campaign in 2019
- His cat, Carol, is a rescue cat

Regular Season

DATE	TEAM	GP	GS
2015	Jaguars	14	13
2016	Jaguars	16	16
2017	Jaguars	15	15
2018	Jaguars	15	15
2019	Jaguars	16	16
2020	Jaguars	15	15
2021	Jaguars	4	4
NFL TOTALS		95	94

Playoffs

DATE	TEAM	GP	GS
2017	Jaguars	3	3
NFL TOTALS		3	3

2021 Schedule

W	DATE	OPPONENT	P/S	W/L	SCORE
01	09/12	at Texans	S	L	21-37
02	09/19	Broncos	S	L	13-23
03	09/26	Cardinals	S	L	19-31
04	09/30	at Bengals	S	L	21-24
05	10/10	Titans		L	19-37
06	10/17	Dolphins		W	23-20
08	10/31	at Seahawks		L	7-31
09	11/07	Bills		W	9-6
10	11/14	at Colts		L	17-23
11	11/21	49ers		L	10-30
12	11/28	Falcons		L	14-21
13	12/05	at Rams		L	7-37
14	12/12	at Titans		L	0-20
15	12/19	Texans		L	16-30
16	12/26	at Jets		L	21-26
17	01/02	at Patriots		L	10-50
18	01/09	Colts		W	26-11
2021 TOTALS			4-4	3-14	



BLAKE
CASHMAN



53
LINEBACKER

Ht: 6-1 Wt: 237
DOB: 5/10/1996 College: Minnesota
Texans Season: 1 NFL Season: 4
Acquired: T-'22 (NYJ)

TRANSACTIONS: Selected by the New York Jets in the fifth round (157th overall) of the 2019 NFL Draft...Placed on the Reserve/COVID-19 List on Dec. 6, 2021...Activated from the Reserve/COVID-19 List on Dec. 24, 2021...Traded to the Houston Texans on March 18, 2022.

2021 (N.Y. Jets 3/1):

- ✦ Played in three games (one start) and tallied two solo tackles and one special teams tackle on the season
- ✦ Made his first start of the season at linebacker and totaled two solo tackles and one special teams tackle at New England (10/24)

2020 (N.Y. Jets 4/1):

- ✦ Appeared in four games (one start) and logged six special teams tackles (four solo)
- ✦ Started the season opener at Buffalo (9/13) and notched one special teams tackle
- ✦ Posted a career-high three special teams tackles (two solo) vs. Buffalo (10/25)

2019 (N.Y. Jets 7/5):

- ✦ Recorded career highs in games played (seven), starts (five), tackles (40 total, 27 solo), quarterback hits (three), tackles for loss (three), as well as a half-sack, one fumble recovery and one pass defended as a rookie
- ✦ Appeared in his first NFL game vs. Buffalo (9/8), logging two tackles (one solo) and one tackle for loss
- ✦ Made his first NFL start and logged his first career half-sack in addition to six tackles (two solo), one quarterback hit, one tackle for loss and one pass defended vs. Cleveland (9/16)
- ✦ Totaled a career-high eight tackles (six solo) as well as one tackle for loss at New England (9/22)
- ✦ Matched his career high with eight tackles (six solo) in addition to one quarterback hit vs. New England (10/21)

- ✦ Tallied his first career fumble recovery and posted six tackles (four solo) at Jacksonville (10/27)

COLLEGE:

- ✦ Played four seasons (2015-18) at the University of Minnesota in Minneapolis, appearing in 50 games and totaling 183 tackles (116 solo), 12.0 sacks, 31 tackles for loss, six passes defended, two forced fumbles and one fumble recovered and returned for a touchdown
- ✦ Played in 12 games (11 starts) as a senior (2018) and led the team with 104 tackles (62 solo), 2.5 sacks and 15 tackles for loss, earning second team All-Big Ten recognition by the media and third team by the coaches
- ✦ Played in all 12 games as a junior (2017) with 30 tackles, five tackles for loss and 2.0 sacks and earned the team's Gary Tinsley Award for the second-straight year, given annually to the player who best embodies the underdog spirit of the late former Gopher Gary Tinsley
- ✦ Played in all 13 games as a sophomore (2016) and recorded 45 tackles with a team-leading 7.5 sacks and one forced fumble, earning one Big Ten Defensive Player of the Week Award, Holiday Bowl Defensive Most Valuable Player recognition and the Gary Tinsley Award. Was recognized as part of the Academic All-Big Ten team
- ✦ Played in 13 games on special teams as a freshman (2015) and made four tackles and half a tackle for loss

PERSONAL:

- ✦ Attended Eden Prairie (Minn.) High School and helped lead his team to a 13-0 record and a state championship as a senior (the team's fourth-straight state title), playing both cornerback and linebacker
- ✦ Named Associated Press First Team All-State as a senior and was named to the 2014 KARE11 All-Metro Defensive Team
- ✦ Also lettered in basketball
- ✦ Father, Steve, played football at St. Thomas University

PLAYER BIOS



Player Statistics Summary

DATE	TEAM	GP	GS	TACKLES								INTERCEPTIONS					FUMBLES				ST		MISC					
				TK	S	A	TFL	YDS	SK	YDS	QBH	NO	YDS	LG	TD	PD	FF	FR	TD	YDS	TK	S	A	FF	FR	S	A	
2019	Jets	7	5	40	27	13	3	7	0.5	4.0	3	0	0	0	0	1	0	1	0	0	0	0	0	0	0	0	0	0
2020	Jets	4	1	0	0	0	0	0	0.0	0.0	0	0	0	0	0	0	0	0	0	0	0	6	4	2	0	0	0	0
2021	Jets	3	1	2	2	0	0	0	0.0	0.0	0	0	0	0	0	0	0	0	0	0	0	1	1	0	0	0	0	0
NFL TOTALS		14	7	42	29	13	3	7	0.5	4.0	3	0	0	0	0	1	0	1	0	0	7	5	2	0	0	0	0	

Key Game Statistics

Total Tackles	8 vs. New England Patriots, Oct 21, 2019 ...1 more at 8.	Fumble Recoveries	1 at Jacksonville Jaguars, Oct 27, 2019
Solo Tackles	6 vs. New England Patriots, Oct 21, 2019 ...1 more at 6.	Tackles For Loss	1 at New England Patriots, Sep 22, 2019 ...2 more at 1.
Sacks	0.5 vs. Cleveland Browns, Sep 16, 2019	Special Teams Tackles	3 vs. Buffalo Bills, Oct 25, 2020
Passes Defensed	1 vs. Cleveland Browns, Sep 16, 2019		

2021 Season Game Log

W	DATE	OPPONENT	P/S	TACKLES								INTERCEPTIONS					FUMBLES				ST		MISC		W/L	SCORE				
				TK	S	A	SK	YDS	TFL	YDS	QBH	NO	YDS	LG	TD	PD	FF	FR	TD	YDS	TK	S	A	FF	FR	S	A			
01	09/12	at Panthers	P	0	0	0	0.0	0.0	0	0	0	0	0	0	0	0	0	0	0	0	0	0	0	0	0	0	0	0	L	14-19
02	09/19	Patriots																										L	6-25	
03	09/26	at Broncos																									L	0-26		
04	10/03	Titans																									W	27-24+		
05	10/10	at Falcons																									L	20-27		
07	10/24	at Patriots																									L	13-54		
08	10/31	Bengals																									W	34-31		
09	11/04	at Colts																									L	30-45		
10	11/14	Bills																									L	17-45		
11	11/21	Dolphins																									L	17-24		
12	11/28	at Texans																									W	21-14		
13	12/05	Eagles																									L	18-33		
14	12/12	Saints																									L	9-30		
15	12/19	at Dolphins																									L	24-31		
16	12/26	Jaguars																									W	26-21		
17	01/02	Buccaneers																									L	24-28		
18	01/09	at Bills																									L	10-27		
2021 TOTALS		1-0		0	0	0	0.0	0.0	0	0	0	0	0	0	0	0	0	0	0	0	0	0	0	0	0	0	0	0	4-13	

+ - Overtime



MALIEK
COLLINS

96

DEFENSIVE LINEMAN



Ht: 6-2
DOB: 4/8/1995
Texans Season: 2
Acquired: UFA-'21 (LV)

Wt: 310
College: Nebraska
NFL Season: 7

TRANSACTIONS: Selected by the Dallas Cowboys with the fourth pick of the third round (67th overall) of the 2016 NFL Draft...Signed by the Las Vegas Raiders as an unrestricted free agent on March 22, 2020...Signed by the Houston Texans as an unrestricted free agent on March 23, 2021...Placed on the Reserve/COVID-19 List on Dec. 20, 2021...Activated from the Reserve/COVID-19 List on Dec. 31, 2021...Re-signed with the Texans on March 18, 2022.

2021 (Houston 15/15):

- ✦ Started all 15 games he played in during his first season as a Texan, amassing a career-high 28 tackles (18 solo) and nine tackles for loss and tallying 2.5 sacks, seven quarterback hits, one fumble recovery and his first career interception
- ✦ Made his first start as a Texan and recorded one solo tackle in the season opener vs. Jacksonville (9/12)
- ✦ Notched his first tackle for loss as a Texan and two solo tackles at Cleveland (9/19)
- ✦ Logged his first sack as a Texan at Arizona (10/24), dropping QB Kyler Murray for a loss of 10 yards
- ✦ Recorded two tackles, half a sack, one fumble recovery and his first career interception at Miami (11/7). Intercepted a pass from QB Jacoby Brissett near the line of scrimmage in the third quarter
- ✦ Finished with three tackles (two solo), a quarterback hit and a season-high two tackles for loss at Tennessee (11/21)
- ✦ Posted two tackles (one solo), 1.0 sack, two quarterback hits and one tackle for loss vs. Tennessee (1/9/22). Sacked QB Ryan Tannehill for a loss of six yards

2020 (Las Vegas 12/11):

- ✦ Appeared in 12 games (11 starts), recording 15 total tackles (eight solo) and one quarterback hit
- ✦ Started at defensive tackle in his Raiders debut and recorded two tackles (one solo) at Carolina (9/13)
- ✦ Spent three weeks (13-15) on the Reserve/Injured list

2019 (Dallas 16/16):

- ✦ Started all 16 games and recorded 20 total tackles (13 solo), 4.0 sacks, 10 quarterback hits, six tackles for loss and one fumble recovery
- ✦ Started and registered his first sack of the season for a loss of eight yards vs. Minnesota (9/22)
- ✦ Recorded a sack in consecutive games, taking down Saints QB Teddy Bridgewater for a loss of nine yards at New

Orleans (9/29)

- ✦ Tallied a season-high five total tackles (two solo) and added one fumble recovery vs. Philadelphia (10/20)
- ✦ Registered a sack by taking down Patriots QB Tom Brady for a loss of six yards at New England (11/24)

2018 (Dallas 13/9, 2/2):

- ✦ Appeared in 13 games (nine starts), totaling 19 tackles (12 solo), 3.0 sacks, eight quarterback hits, five tackles for loss and one fumble recovery
- ✦ Notched his first sack of the season at Carolina (9/9)
- ✦ Added a sack for a loss of eight yards vs. Jacksonville (10/14) after returning from injury
- ✦ Recorded his second game of the season with multiple quarterback hits and logged 1.0 sack vs. Tampa Bay (12/23)
- ✦ Sacked Seahawks QB Russell Wilson for a seven-yard loss in the Wild Card Round game vs. Seattle (1/5/19)

2017 (Dallas 16/16):

- ✦ Started all 16 games for the first time in his career and notched 22 total tackles (10 solo), 2.5 sacks, nine quarterback hits, four tackles for loss and two fumble recoveries
- ✦ Contributed 2.0 sacks in a game for the second time in his career at Arizona (9/25)
- ✦ Logged two quarterback hits and a fumble recovery vs. Washington (11/30)

2016 (Dallas 16/14, 1/1):

- ✦ Saw action in all 16 regular season games (14 starts) and finished second on the team with a single-season career-high 5.0 sacks as a rookie. Also added 23 total tackles (17 solo), 13 quarterback hits, five tackles for loss, one forced fumble and one fumble recovery
- ✦ Tallied 2.0 sacks in a game for the first time in his career at Cleveland (11/6)
- ✦ Added one solo tackle, 1.0 sack, two quarterback hits, one forced fumble and one fumble recovery vs. Tampa Bay (12/18)
- ✦ Logged three quarterback hits and 1.0 sack vs. Detroit (12/26)

COLLEGE:

- ✦ Played three seasons (2013-15) at the University of Nebraska in Lincoln, Neb.
- ✦ Appeared in 38 contests (26 starts), totaling 86 tackles,

PLAYER BIOS



21.5 tackles for loss, eight sacks, one pass defended and one forced fumble

- Named a two-time second-team All-Big Ten selection from 2014-15
- Played in 13 games with 12 starts as a junior (2015), totaling 29 tackles, seven tackles for loss and 2.5 sacks
- As a sophomore (2014), started 13 games and led the Cornhuskers in tackles for loss with 14, while ranking second on the team with 4.5 sacks while also adding 45 tackles
- Played in 12 games with one start as a freshman (2013)

and recorded 12 tackles

PERSONAL:

- Attended Kansas City (Mo.) Center High School
- First-team Class 3A all-state pick by the Missouri High School Coaches Association as a senior
- Standout wrestler who won the Missouri Class 2A state championship with a perfect 48-0 record in his senior season
- Volunteered his time with Uplifting Athletes, Make-A-Wish, Mad Dads, Madonna Rehabilitation Center and made local hospital visits in college

h \gd f ; ^j ggd nBi ag; m bpg \mn ` \nj i ; _ ` a ` i ndq ` ; no \odhod`n

DATE	TEAM	GP	GS	TACKLES										INTERCEPTIONS					FUMBLES				ST		MISC						
				TK	S	A	TFL	YDS	SK	YDS	QBH	NO	YDS	LG	TD	PD	FF	FR	TD	YDS	TK	S	A	FF	FR	S	A				
2016	Cowboys	16	14	23	17	6	5	37	5.0	36.0	14	0	0	0	0	0	1	1	0	0	0	0	0	0	0	0	0	0	0	0	0
2017	Cowboys	16	16	22	10	12	4	13	2.5	15.0	25	0	0	0	0	0	0	2	0	6	0	0	0	0	0	0	0	0	0	0	
2018	Cowboys	13	9	19	12	7	5	33	3.0	24.0	20	0	0	0	0	0	0	1	0	0	0	0	0	0	0	0	0	0	0	0	
2019	Cowboys	16	16	20	15	5	6	40	4.0	32.0	26	0	0	0	0	0	0	1	0	0	0	0	0	0	0	0	0	0	0	0	
2020	Raiders	12	11	15	8	7	0	0	0.0	0.0	1	0	0	0	0	0	0	0	0	0	0	0	0	0	0	0	0	0	0	0	
2021	Texans	15	15	29	18	11	9	29	2.5	22.0	7	1	0	0	0	1	0	1	0	0	0	0	0	0	0	0	0	0	0	0	
NFL TOTALS		88	81	128	80	48	29	152	17.0	129.0	93	1	0	0	0	1	1	6	0	6	0	0	0	0	0	0	0	0	0	0	

h \gd f ; ^j ggd nBi ag; kj non ` \nj i ; _ ` a ` i ndq ` ; no \odhod`n

DATE	TEAM	GP	GS	TACKLES										INTERCEPTIONS					FUMBLES				ST		MISC					
				TK	S	A	TFL	YDS	SK	YDS	QBH	NO	YDS	LG	TD	PD	FF	FR	TD	YDS	TK	S	A	FF	FR	S	A			
2016	Cowboys	1	1	0	0	0	0	0	0.0	0.0	1	0	0	0	0	0	0	0	0	0	0	0	0	0	0	0	0	0	0	0
2018	Cowboys	2	2	10	6	4	2	8	1.0	7.0	1	0	0	0	0	0	0	0	0	0	0	0	0	0	0	0	0	0	0	0
NFL TOTALS		3	3	10	6	4	2	8	1.0	7.0	2	0	0	0	0	0	0	0	0	0	0	0	0	0	0	0	0	0	0	

nd bg` Hb`h` ; cdbcnU_ ` a` i ndq`

- Total Tackles** 6 vs. Philadelphia Eagles, Oct 20, 2019
...1 more at 6.
- Solo Tackles** 5 vs. Tennessee Titans, Nov 05, 2018
- Sacks** 2.0 at Arizona Cardinals, Sep 25, 2017
...1 more at 2.0.
- Passes Defensed** 1 at Miami Dolphins, Nov 07, 2021
...1 more at 1.
- Forced Fumbles** 1 vs. Tampa Bay Buccaneers, Dec 18, 2016

- Fumble Recoveries** 1 at Miami Dolphins, Nov 07, 2021
...5 more at 1.
- Tackles For Loss** 2 at Tennessee Titans, Nov 21, 2021
- Interceptions** 1 at Miami Dolphins, Nov 07, 2021
- Longest Opponent's Fumble Return** 6 at Denver Broncos, Sep 17, 2017

nd bg` Hb`h` ; cdbcn; Hkj non ` \nj i U_ ` a` i ndq`

- Total Tackles** 3 at Los Angeles Rams, Jan 12, 2019
...1 more at 3.
- Solo Tackles** 3 at Los Angeles Rams, Jan 12, 2019

- Sacks** 1.0 vs. Seattle Seahawks, Jan 05, 2019
- Tackles For Loss** 1 at Los Angeles Rams, Jan 12, 2019



NICO
COLLINS



12
WIDE RECEIVER

Ht: 6-4 Wt: 215
DOB: 3/19/1999 College: Michigan
Texans Season: 2 NFL Season: 2
Acquired: 03b-'21

TRANSACTIONS: Selected by the Houston Texans with the 26th pick of the third round (89th overall) of the 2021 NFL Draft...Placed on the Reserve/Injured List on Sept. 21, 2021...Designated for return to the active roster on Oct. 13, 2021...Activated on Oct. 16, 2021.

2021 (Houston 14/8):

- ✦ Played in 14 games (eight starts) as a rookie, amassing 33 receptions for 446 yards (13.5 avg.) and one receiving touchdown
- ✦ Recorded the fifth-most receiving yards by a rookie in Texans history
- ✦ Notched his first career reception for seven yards in the season opener vs. Jacksonville (9/12)
- ✦ Caught a career-long 32-yard pass at Cleveland (9/19)
- ✦ Made his second start of the season and caught four passes for 44 yards (11.0 avg.) at Indianapolis (10/17), the second-most receiving yards on the team
- ✦ Finished with 28 receiving yards on two catches at Arizona (10/24) to lead the team in receiving yards for the first time in his career
- ✦ Recorded four receptions for 55 yards vs. the L.A. Rams (10/31)
- ✦ Posted career highs with 69 receiving yards and five catches (13.8 avg.) vs. Seattle (12/12)
- ✦ Caught his first career touchdown pass from QB Davis Mills and recorded three receptions for 33 yards (11.0 avg.) vs. the L.A. Chargers (12/26)

- ✦ Finished second on the team with 67 receiving yards on three catches (22.3 avg.) vs. Tennessee (1/9/22)

COLLEGE:

- ✦ Played three seasons (2017-19) at the University of Michigan in Ann Arbor, Mich., before opting out of the 2020 season, totaling 78 receptions for 1,388 receiving yards (17.8 avg) and 13 touchdowns in his career
- ✦ Opted out of the 2020 season
- ✦ Appeared in 12 games (10 starts) in 2019, catching 37 passes for 729 yards with a team-leading seven touchdowns and a Big Ten-leading 19.7 yards per catch. Also named the team's Offensive Player of the Year
- ✦ Played in all 13 games (11 starts) in 2018, with 38 receptions for 632 yards (16.6 avg.) and six touchdowns. Earned All-Big Ten honorable mention honors from the coaches
- ✦ Played in four games (one start) in 2017, totaling three catches for 27 yards (9.0 avg.)

PERSONAL:

- ✦ Attended Clay-Chalkville High School in Pinson, Ala.
- ✦ Helped lead the Cougars to the Alabama Division 6A state championship in 2014
- ✦ Totaled 103 receptions for 1,968 receiving yards (19.1 avg.) and 25 touchdowns over his final two high school seasons
- ✦ Was named to the Alabama Sports Writers Association All-State First Team in 2016

RECEIVING AND RUSHING STATISTICS

DATE	TEAM	GP	GS	RECEIVING					RUSHING				
				NO.	YDS.	AVG.	LG	TD	NO.	YDS.	AVG.	LG	TD
2021	Texans	14	8	33	446	13.5	32	1	0	0	0.0	0	0
NFL TOTALS		14	8	33	446	13.5	32	1	0	0	0.0	0	0

PLAYER BIOS



nd bg`Hb`h` ;cðcnlpm`^` dgd b

Receptions	5 vs. Seattle Seahawks, Dec 12, 2021	Receiving TDs	1 vs. Los Angeles Chargers, Dec 26, 2021
Receiving Yards	69 vs. Seattle Seahawks, Dec 12, 2021	All-Purpose Yards	69 vs. Seattle Seahawks, Dec 12, 2021
Receiving Average	22.3 vs. Tennessee Titans, Jan 09, 2022	Most TDs	1 vs. Los Angeles Chargers, Dec 26, 2021
Longest Receptions	32 at Cleveland Browns, Sep 19, 2021	Miscellaneous Tackles	1 at Indianapolis Colts, Oct 17, 2021

MKM;b`h`H t Hb`h` ;m` bpg`mth` \nj i ;no\odhod`n;ð` s`i nD

W	DATE	OPPONENT	P/S	RECEIVING					RUSHING					W/L	SCORE
				NO.	YDS.	AVG.	LG	TD	NO.	YDS.	AVG.	LG	TD		
01	09/12	Jaguars	P	1	7	7.0	7	0	0	0	0.0	0	0	W	37-21
02	09/19	at Browns	S	1	32	32.0	32	0	0	0	0.0	0	0	L	21-31
03	09/23	Panthers												L	9-24
04	10/03	at Bills												L	0-40
05	10/10	Patriots												L	22-25
06	10/17	at Colts	S	4	44	11.0	18	0	0	0	0.0	0	0	L	3-31
07	10/24	at Cardinals	P	2	28	14.0	22	0	0	0	0.0	0	0	L	5-31
08	10/31	Rams	P	4	55	13.8	26	0	0	0	0.0	0	0	L	22-38
09	11/07	at Dolphins	P	3	25	8.3	11	0	0	0	0.0	0	0	L	9-17
11	11/21	at Titans	P	1	9	9.0	9	0	0	0	0.0	0	0	W	22-13
12	11/28	Jets	S	2	28	14.0	20	0	0	0	0.0	0	0	L	14-21
13	12/05	Colts	S	0	0	0.0	0	0	0	0	0.0	0	0	L	0-31
14	12/12	Seahawks	S	5	69	13.8	30	0	0	0	0.0	0	0	L	13-33
15	12/19	at Jaguars	S	2	14	7.0	7	0	0	0	0.0	0	0	W	30-16
16	12/26	Chargers	S	3	33	11.0	13t	1	0	0	0.0	0	0	W	41-29
17	01/02	at 49ers	P	2	35	17.5	20	0	0	0	0.0	0	0	L	7-23
18	01/09	Titans	S	3	67	22.3	30	0	0	0	0.0	0	0	L	25-28
2021 TOTALS			14-8	33	446	13.5	32	1	0	0	0.0	0	0	4-13	



CHRIS
CONLEY

18
WIDE RECEIVER



Ht: 6-3 Wt: 205
 DOB: 10/25/1992 College: Georgia
 Texans Season: 2 NFL Season: 8
 Acquired: UFA-'21 (JAX)

TRANSACTIONS: Selected by the Kansas City Chiefs with the 12th pick of the third round (76th overall) of the 2015 NFL Draft...Signed by the Jacksonville Jaguars as an unrestricted free agent on March 16, 2019...Signed by the Houston Texans as an unrestricted free agent on March 29, 2021...Re-signed with the Texans as an unrestricted free agent on March 23, 2022.

2021 (Houston 16/10):

- ✦ Appeared in 16 games (10 starts) in his first season with the Texans, catching 22 passes for 323 yards (14.7 avg.) and two touchdowns
- ✦ Started his first game as a Texan and caught two passes for 27 yards (13.5 avg.) in the season opener vs. Jacksonville (9/12)
- ✦ Recorded three receptions for 84 yards (28.0 avg.) vs. New England (10/10). Caught a 37-yard touchdown pass from QB Davis Mills, his first score as a Texan
- ✦ Led the team with 37 receiving yards and four receptions (9.3 avg.) at Tennessee (11/21)
- ✦ Paced the Texans with 60 receiving yards on three receptions (20.0 avg.) and caught a 41-yard touchdown pass from QB Davis Mills vs. the L.A. Chargers (12/26)

2020 (Jacksonville 15/4):

- ✦ Appeared in 15 games (four starts) and notched 40 receptions for 471 yards (11.8 avg.) and two touchdowns
- ✦ Caught a season-long 51-yard reception at Houston (10/11)
- ✦ Notched his first touchdown of the season on a 28-yard catch at the L.A. Chargers (10/25)
- ✦ Logged a touchdown reception at Baltimore (12/20)
- ✦ Totaled season highs in receptions (seven) and receiving yards (87) at Indianapolis (1/3/21)

2019 (Jacksonville 16/14):

- ✦ Played in all 16 games (14 starts) and notched single-season career highs in receptions (47), receiving yards (775) and yards per receptions (16.5 avg.). Also added five receiving touchdowns, which was tied for his career best in a season
- ✦ Started and recorded a team-high six receptions for a then-career-best 97 yards (16.2 avg.) and one touchdown vs. Kansas City (9/8)
- ✦ Tallied three receptions for 83 yards (27.7 avg.) at Cincinnati (10/20)
- ✦ Recorded a season-high 103 receiving yards on four

receptions (25.8 avg.), including a 70-yard touchdown grab vs. the N.Y. Jets (10/27)

- ✦ Amassed four receptions for 49 yards (12.3 avg.) and two touchdowns at Oakland (12/15)
- ✦ Caught his fifth touchdown of the season on a 42-yard reception at Atlanta (12/22)

2018 (Kansas City 16/13, 2/1):

- ✦ Saw action in all 16 regular season games (13 starts) and contributed 32 receptions for 334 yards (10.4 avg.) and five touchdowns
- ✦ Notched a touchdown reception in consecutive games (Weeks 2-3) for the first time in his career
- ✦ Totaled a season-high seven receptions for 74 yards (10.6 avg.) and two touchdowns at the L.A. Rams (11/19)
- ✦ Logged his fifth touchdown reception of the year at Oakland (12/2)

2017 (Kansas City 5/5, 0/0):

- ✦ Started five games and amassed 11 receptions for 175 yards (15.9 avg.)
- ✦ Posted a season-high four receptions for 55 yards (13.8 avg.) vs. Philadelphia (9/17)
- ✦ Placed on the Reserve/Injured list prior to Week 6

2016 (Kansas City 16/11, 1/1):

- ✦ Appeared in all 16 games (11 starts) and contributed 44 receptions for 530 yards (12.0 avg.) in his second season
- ✦ Totaled a season-high six receptions for 70 yards (11.7 avg.) at Pittsburgh (10/2)
- ✦ Logged two receptions for 70 yards (35.0 avg.) vs. Oakland (12/8)

2015 (Kansas City 16/5, 2/0):

- ✦ Saw action in 16 games (five starts), amassing 17 receptions for 199 yards (11.7 avg.) and one touchdown as a rookie
- ✦ Marked season highs in receptions (six) and receiving yards (63), including his first NFL touchdown catch vs. Pittsburgh (10/25)

COLLEGE:

- ✦ Played four seasons (2011-14) at the University of Georgia in Athens, Ga.
- ✦ Led the Bulldogs in receiving yards (657), yards per reception (18.2) and receiving touchdowns (eight) as a senior (2014) on 36 catches

PLAYER BIOS



- ✦ Marked team highs in receptions (45) and receiving yards (651) and notched four touchdowns in his junior season (2013)
- ✦ Saw action in 14 games (three starts), notching 20 receptions for 342 yards (17.1 avg.) and six touchdowns as a sophomore (2012)
- ✦ Earned the team's Newcomer of the Year Award (offense) after appearing in 11 games and catching 16 passes for 288 yards (18.0 avg.) and two touchdowns in his freshman year (2011)

PERSONAL:

- ✦ Attended North Paulding High School in Dallas, Ga.
- ✦ As a senior, caught 61 passes for 1,021 yards (16.7 avg.) and 15 touchdowns and earned class AAAA All-State first-team offense honors
- ✦ Wrote, produced, directed and acted in "Retribution" - a fan-made Star Wars film on the Georgia campus
- ✦ Born in Adana, Turkey on an Air Force base as his father, Charles, had a career in the United States Air Force

^cmh;^j i g` t B; i ag; m bpg\mn` \nj i ;mpncd bJm` ^` d qd b; no\odhod`n

DATE	TEAM	RECEIVING							RUSHING				
		GP	GS	NO.	YDS.	AVG.	LG	TD	NO.	YDS.	AVG.	LG	TD
2015	Chiefs	16	5	17	199	11.7	44	1	0	0	0.0	0	0
2016	Chiefs	16	11	44	530	12.0	39	0	0	0	0.0	0	0
2017	Chiefs	5	5	11	175	15.9	35	0	0	0	0.0	0	0
2018	Chiefs	16	13	32	334	10.4	27	5	0	0	0.0	0	0
2019	Jaguars	16	14	47	775	16.5	70t	5	0	0	0.0	0	0
2020	Jaguars	15	4	40	471	11.8	51	2	0	0	0.0	0	0
2021	Texans	16	10	22	323	14.7	41t	2	1	3	3.0	3	0
NFL TOTALS		100	62	213	2,807	13.2	70T	15	1	3	3.0	3	0

^cmh;^j i g` t B; i ag; kj non` \nj i ;mpncd bJm` ^` d qd b; no\odhod`n

DATE	TEAM	RECEIVING							RUSHING				
		GP	GS	NO.	YDS.	AVG.	LG	TD	NO.	YDS.	AVG.	LG	TD
2015	Chiefs	2	0	6	42	7.0	16	1	0	0	0.0	0	0
2016	Chiefs	1	1	2	19	9.5	12	0	0	0	0.0	0	0
2017	Chiefs	0	0	0	0	0.0	0	0	0	0	0.0	0	0
2018	Chiefs	2	1	0	0	0.0	0	0	0	0	0.0	0	0
NFL TOTALS		5	2	8	61	7.6	16	1	0	0	0.0	0	0

nd bg` Hb\h` ;cdcn\mpncd bJm` ^` d qd b

Rush Attempts	1 at San Francisco 49ers, Jan 02, 2022	All-Purpose Yards	103 vs. New York Jets, Oct 27, 2019
Rushing Yards	3 at San Francisco 49ers, Jan 02, 2022	Kickoff Returns	1 at Oakland Raiders, Dec 02, 2018 ...2 more at 1.
Longest Runs	3 at San Francisco 49ers, Jan 02, 2022	Kickoff Return Yards	14 vs. Oakland Raiders, Jan 03, 2016
Receptions	7 at Indianapolis Colts, Jan 03, 2021 ...2 more at 7.	Longest Kickoff Return	14 vs. Oakland Raiders, Jan 03, 2016
Receiving Yards	103 vs. New York Jets, Oct 27, 2019	Special Teams Tackles	2 at Baltimore Ravens, Dec 20, 2015
Receiving Average	28.0 vs. New England Patriots, Oct 10, 2021	Most TDs	2 at Oakland Raiders, Dec 15, 2019 ...1 more at 2.
Longest Receptions	70t vs. New York Jets, Oct 27, 2019	Miscellaneous Tackles	1 vs. Miami Dolphins, Sep 24, 2020 ...4 more at 1.
Receiving TDs	2 at Oakland Raiders, Dec 15, 2019 ...1 more at 2.	Longest Own Fumble Return	1 vs. Los Angeles Chargers, Dec 13, 2018

nd bg` Hb\h` ;cdcn;Hkj non` \nj i \jmi` ^` d qd b

Receptions	5 at New England Patriots, Jan 16, 2016	Receiving TDs	1 at Houston Texans, Jan 09, 2016
Receiving Yards	33 at New England Patriots, Jan 16, 2016	All-Purpose Yards	33 at New England Patriots, Jan 16, 2016
Receiving Average	6.6 at New England Patriots, Jan 16, 2016	Most TDs	1 at Houston Texans, Jan 09, 2016
Longest Receptions	16 at New England Patriots, Jan 16, 2016		

PLAYER BIOS



Uggh`m`m`^`d d b;b`h`n;00/mi bpg\mn` \nj i

DATE	TEAM	NO.	YDS.	AVG.	LG	TD
10/27/19	JETS	4	103	25.8	70t	1

MKM;b`h`H t Hb`h` ;mi bpg\mh` \nj i ;no\odhod`n;0b` s`i n0

W DATE	OPPONENT	P/S	RECEIVING					RUSHING					W/L	SCORE
			NO.	YDS.	AVG.	LG	TD	NO.	YDS.	AVG.	LG	TD		
01 09/12	Jaguars	S	2	27	13.5	17	0	0	0	0.0	0	0	W	37-21
02 09/19	at Browns	P	1	13	13.0	13	0	0	0	0.0	0	0	L	21-31
03 09/23	Panthers	S	0	0	0.0	0	0	0	0	0.0	0	0	L	9-24
04 10/03	at Bills	S	0	0	0.0	0	0	0	0	0.0	0	0	L	0-40
05 10/10	Patriots	S	3	84	28.0	40	1	0	0	0.0	0	0	L	22-25
06 10/17	at Colts	P	1	10	10.0	10	0	0	0	0.0	0	0	L	3-31
07 10/24	at Cardinals	S	0	0	0.0	0	0	0	0	0.0	0	0	L	5-31
08 10/31	Rams	P	1	24	24.0	24	0	0	0	0.0	0	0	L	22-38
09 11/07	at Dolphins	S	2	38	19.0	23	0	0	0	0.0	0	0	L	9-17
11 11/21	at Titans	S	4	37	9.3	13	0	0	0	0.0	0	0	W	22-13
12 11/28	Jets	S	0	0	0.0	0	0	0	0	0.0	0	0	L	14-21
13 12/05	Colts	P	0	0	0.0	0	0	0	0	0.0	0	0	L	0-31
14 12/12	Seahawks	P	2	20	10.0	13	0	0	0	0.0	0	0	L	13-33
15 12/19	at Jaguars	P	2	12	6.0	11	0	0	0	0.0	0	0	W	30-16
16 12/26	Chargers	S	3	60	20.0	41t	1	0	0	0.0	0	0	W	41-29
17 01/02	at 49ers	S	1	-2	-2.0	-2	0	1	3	3.0	3	0	L	7-23
18 01/09	Titans												L	25-28
2021 TOTALS							INACTIVE							
	16-10		22	323	14.7	41T	2	1	3	3.0	3	0	4-13	



BRANDIN
COOKS

13
WIDE RECEIVER



Ht: 5-10

Wt: 183

DOB: 9/25/1993

College: Oregon State

Texans Season: 3 NFL Season: 9

Acquired: T-'20 (LAR)

TRANSACTIONS: Selected by the New Orleans Saints in the first round (20th overall) of the 2014 NFL Draft...Traded to the New England Patriots on March 10, 2017...Traded to the Los Angeles Rams on April 5, 2018...Traded to the Houston Texans on April 10, 2020...Placed on the Reserve/COVID-19 List on Dec. 22, 2021...Activated from the Reserve/COVID-19 List on Dec. 29, 2021...Signed a contract extension with the Texans on April 14, 2022.

CAREER:

- ✦ Ninth-year receiver who has played in 119 career games (107 starts) with the Saints, Patriots, Rams and Texans, totaling 7,917 receiving yards and 46 touchdowns on 573 catches (13.8 avg.). Also owns 302 rushing yards and two rushing touchdowns on 48 carries (6.1 avg.)
- ✦ Has reached 1,000 receiving yards in six seasons since entering the league in 2014, tied for the second-most 1,000-yards-plus seasons in the NFL during that span
- ✦ Started all six postseason contests in his career, including back-to-back Super Bowl appearances (LII, LIII). Led the Rams in Super Bowl LIII with 120 receiving yards
- ✦ One of only eight players in NFL history to record at least three seasons of 1,000-plus receiving yards and seven touchdowns before turning 25 (Randy Moss, Lance Alworth, John Jefferson, Odell Beckham Jr., Mike Evans, Larry Fitzgerald and A.J. Green)
- ✦ Became the first player in NFL history to record three consecutive 1,000-yard seasons on three different teams (New Orleans, New England, L.A. Rams)
- ✦ Joined Brandon Marshall as the only players in NFL history to record at least 1,000 receiving yards in a season with four different teams
- ✦ Owns a 13.8 yards-per-reception average since entering the league in 2014, the fourth-highest mark in the NFL over that span (min. 500 receptions)
- ✦ Ranks fifth in the NFL in receptions of 25-or-more yards since entering the league in 2014 with 77, including eight in 2018, two in 2019, 12 in 2020 and seven in 2021
- ✦ One of six players in the NFL to average at least 10.0 yards per reception in each season since 2014 (min. 40 receptions)
- ✦ Reached 1,000 receiving yards for the sixth time of his career in 2021, joining Andre Johnson and DeAndre Hopkins as the only Texans to record consecutive seasons with 1,000 receiving yards

2021 (Houston 16/16):

- ✦ Started all 16 games he played in and totaled a career-high 90 receptions for 1,037 yards (11.5 avg.) and six receiving touchdowns, finishing as the team leader in receptions, receiving yards and receiving touchdowns
- ✦ Tallied five receptions for 132 yards (26.4 avg.) in the season opener vs. Jacksonville (9/12). Posted 128 receiving yards in the first half, the fifth-highest first-half total in Texans history and the highest first-half total of his career. Reached 30 career receptions of 40-plus yards
- ✦ Led the team in receptions (nine) and receiving yards (78) with a long of 22 yards and a touchdown at Cleveland (9/19)
- ✦ Posted nine receptions for 112 yards (12.4 avg.) vs. Carolina (9/23)
- ✦ Paced the Texans in catches (nine) and receiving yards (89) at Indianapolis (10/17)
- ✦ Led the team with six receptions for 83 yards (13.8 avg.) and a touchdown vs. the L.A. Rams (10/31). Caught a 45-yard touchdown pass from QB Davis Mills, his longest touchdown reception of the season
- ✦ Led the team with 45 receiving yards on three receptions vs. the N.Y. Jets (11/28). Caught a 40-yard touchdown pass from QB Tyrod Taylor, marking his 75th reception of 25-plus yards since entering the NFL in 2014
- ✦ Recorded 101 receiving yards on eight receptions (12.6 avg.) vs. Seattle (12/12)
- ✦ Led the team with seven receptions for 102 yards (14.6 avg.) at Jacksonville (12/19), his fourth game of the season with 100-plus receiving yards. Tied a career high with two receiving touchdowns, his eighth career multi-score game
- ✦ Paced the Texans with 66 receiving yards on seven receptions (9.4 avg.) and a touchdown at San Francisco (1/2/22). Eclipsed 1,000 yards on the season for the sixth time in his career, becoming the third Texans player to record consecutive seasons with 1,000 receiving yards

2020 (Houston 15/15):

- ✦ Started 15 games in his first season with the Texans and became the third player in franchise history with at least 1,000 receiving yards in a single season
- ✦ Caught two passes for 20 yards (10.0 avg.) in his first game with the franchise at Kansas City (9/10)
- ✦ Totaled five receptions for 95 yards (19.0 avg.) vs.



Baltimore (9/20), which was the most receiving yards in a game for him since Week 3 of the 2019 season at Cleveland (112)

- ✦ Finished with eight receptions for 161 yards (20.1 avg.) and one touchdown vs. Jacksonville (10/11), which was his first 100-yard receiving game as a member of the Texans and the 16th of his NFL career
- ✦ Finished with nine receptions for 68 yards (7.6 avg.) and one touchdown at Tennessee (10/18), which tied for the third-most receptions in a game in his career and the most since Week 10 of 2018 (10) when he was a member of the L.A. Rams
- ✦ Finished with three receptions for 83 yards (27.7 avg.), including a 57-yard touchdown pass at Jacksonville (11/8). He became the ninth player in NFL history with a 50-plus yard reception in each of his first seven seasons
- ✦ Finished with four receptions for 85 yards (21.3 avg.), including a long of 44 yards vs. New England (11/22)
- ✦ Logged five receptions for 85 yards (17.0 avg.) at Detroit (11/26) and recorded consecutive games with at least 80 receiving yards for the first time since Weeks 10-11 of 2018
- ✦ Totaled six receptions for 59 yards (9.8 avg.) at Indianapolis (12/20)
- ✦ Recorded seven receptions for 141 yards (20.1 avg.), including a game-long 50-yard reception vs. Cincinnati (12/27), which marked his second 100-yard receiving game of the season
- ✦ Posted a career-high 11 receptions and a season-high 166 receiving yards (15.1 avg.) while adding two touchdowns vs. Tennessee (1/3/21)

2019 (L.A. Rams 14/14):

- ✦ Played in 14 games (14 starts) and finished the season with 42 receptions for 583 yards (13.9 avg.) and two touchdowns. Added six carries for 52 yards (8.7 avg.)
- ✦ Notched a season-long 57-yard reception on the opening drive vs. New Orleans (9/15) and finished with 74 yards and one touchdown on three receptions (24.7 avg.)
- ✦ Logged his first 100-yard performance of the season at Cleveland (9/22) with a season-high 112 yards on eight catches (14.0 avg.) with one touchdown

2018 (L.A. Rams 16/16, 3/3):

- ✦ Started all 16 games in his first season with the Rams and finished with a career-best 1,204 receiving yards, his fourth-consecutive season with 1,000-plus receiving yards
- ✦ Recorded five receiving touchdowns on the season and added 68 yards and one touchdown on 10 carries (6.8 avg.)
- ✦ Logged five games of 100-or-more receiving yards, including three-consecutive 100-yard performances from Weeks 9-11, which is tied for the sixth-longest streak in franchise history
- ✦ Led the team in receptions (seven) and receiving yards (159) vs. Arizona (9/16)
- ✦ Registered a team-best 114 yards receiving on six receptions (19.0 avg.) at New Orleans (11/4), his third 100-yard performance of the season

2017 (New England 16/15, 3/3):

- ✦ Played in all 16 games (15 starts) and totaled 65 receptions for 1,082 yards (16.6 avg.) and seven touchdowns. Added 40-yards rushing on nine attempts (4.4 avg.)

- ✦ His single-season career-high average of 16.6 yards per reception ranked fourth in the NFL among receivers with at least 50 receptions
- ✦ Started in all three postseason contests including Super Bowl LII and registered 10 receptions for 155 yards (15.5 avg.)
- ✦ Joined WR Antonio Brown as the only wide receivers with at least 1,000 receiving yards and seven touchdowns in each season from 2015-17
- ✦ Led the team in receiving with 131 yards and two touchdowns on five catches (26.2 avg.) vs. Houston (9/24)
- ✦ Registered six catches for a season-high 149 yards (24.8 avg.) and a touchdown against Oakland in Mexico City (11/19)
- ✦ Led the team in receiving vs. Miami (11/26) with 83 yards on six receptions (13.8 avg.), including a five-yard touchdown
- ✦ Tallied six catches for 100 yards (16.7 avg.) in the AFC Championship Game vs. Jacksonville (1/21/18)

2016 (New Orleans 16/12):

- ✦ Appeared in all 16 games (12 starts) and recorded 78 catches for 1,173 yards (15.0 avg.) and eight touchdown receptions, notching his second-consecutive season of at least 1,000 yards. Added six rushing attempts for 30 yards (5.0 avg.) and fielded one punt return for two yards
- ✦ Caught six passes for 143 yards (23.8 avg.) and two touchdowns vs. Oakland (9/11), including a career-long 98-yard touchdown grab
- ✦ Pulled in seven passes for a season-high 173 yards (24.7 avg.) and one touchdown vs. Carolina (10/16), including an 87-yard touchdown grab. Became the first player in NFL history to have two touchdown receptions of 85-plus yards in his team's first five games
- ✦ Notched a career-high 186 receiving yards and added two touchdowns on seven receptions (26.6 avg.) at Arizona (12/8)

2015 (New Orleans 16/12):

- ✦ Played in all 16 games (12 starts) and led the Saints in receptions (84) receiving yards (1,138) and receiving touchdowns (nine). Added eight carries for 18 yards and returned two punts for 12 yards
- ✦ His 84 receptions on the season were the most by a Saints receiver since 2010
- ✦ Notched his first career 100-yard game, pulling in five passes for 107 yards (21.4 avg.) at Philadelphia (10/11)
- ✦ Established a single-game career high in receptions with 10 catches for a season-high 124 yards (12.4 avg.) and one touchdown vs. Detroit (12/21)
- ✦ Notched a second-consecutive 100-yard performance and a season-high 24.6 yards per reception, pulling in five catches for 123 yards vs. Jacksonville (12/27)

2014 (New Orleans 10/7):

- ✦ Played in 10 games (six starts) as a rookie and finished with 53 receptions for 550 yards (10.4 avg.) and three touchdowns. Added seven carries for 73 yards (10.4 avg.) and one touchdown, 10 punt returns for 35 yards (3.5 avg.) and one kickoff return for 12 yards
- ✦ Made his NFL debut vs. Atlanta (9/7) and caught seven passes for 77 yards (11.0 avg.) and a touchdown, while adding one carry for 18 yards. His seven receptions tied the most by a Saints rookie in his debut
- ✦ Registered a season-high 94 receiving yards and one

PLAYER BIOS



touchdown on six catches (15.7 avg.) vs. Green Bay (10/6)

COLLEGE:

- Played three seasons (2011-13) at Oregon State University in Beaverton, Ore., where he played in 38 career games (29 starts) before declaring for the NFL Draft after his junior season
- Amassed a career total of 3,863 all-purpose yards, consisting of 3,272 receiving yards and 24 touchdowns on 226 receptions, 340 rushing yards on 61 carries, 72 yards on 12 punt returns and 179 yards on eight kickoff returns
- In his final season in 2013, won the Biletnikoff Award was named a consensus first-team All-American and an All-Pac 12 selection after setting school and conference single-

season receiving records with 128 receptions for 1,730 yards (13.5 avg.) and scoring a school-record 16 touchdowns. His 2,019 all-purpose yards ranked second in school history

PERSONAL:

- Attended Lincoln High School in Stockton, Calif., where he was a three-sport athlete, earning letters in football, track and basketball
- As a wide receiver, was a two-time Section Offensive Player of the Year, All-Area selection and team MVP, finishing with 1,525 all-purpose yards as a senior, including 66 receptions for 1,125 yards and 11 touchdowns

RECEIVING RECORDS

DATE	TEAM	GP	GS	RECEIVING					RUSHING				
				NO.	YDS.	AVG.	LG	TD	NO.	YDS.	AVG.	LG	TD
2014	Saints	10	7	53	550	10.4	50t	3	7	73	10.4	28	1
2015	Saints	16	12	84	1,138	13.5	71t	9	8	18	2.3	11	0
2016	Saints	16	12	78	1,173	15.0	98t	8	6	30	5.0	11	0
2017	Patriots	16	15	65	1,082	16.6	64t	7	9	40	4.4	13	0
2018	Rams	16	16	80	1,204	15.1	57	5	10	68	6.8	17	1
2019	Rams	14	14	42	583	13.9	57	2	6	52	8.7	27	0
2020	Texans	15	15	81	1,150	14.2	57t	6	0	0	0.0	0	0
2021	Texans	16	16	90	1,037	11.5	52	6	2	21	10.5	16	0
NFL TOTALS		119	107	573	7,917	13.8	98T	46	48	302	6.3	28	2

RECEIVING RECORDS

DATE	TEAM	GP	GS	RECEIVING					RUSHING				
				NO.	YDS.	AVG.	LG	TD	NO.	YDS.	AVG.	LG	TD
2017	Patriots	3	3	10	155	15.5	31	0	1	1	1.0	1	0
2018	Rams	3	3	19	292	15.4	36	0	1	5	5.0	5	0
NFL TOTALS		6	6	29	447	15.4	36	0	2	6	3.0	5	0

KICKOFF RETURNS RECORDS

DATE	TEAM	KICKOFF RETURNS					PUNT RETURNS					
		RET.	YDS.	AVG.	LG	TD	NO.	FC	YDS.	AVG.	LG	TD
2014	Saints	1	12	12.0	12	0	10	15	35	3.5	15	0
2015	Saints	0	0	0.0	0	0	2	0	12	6.0	6	0
2016	Saints	1	10	10.0	10	0	1	0	2	2.0	2	0
2017	Patriots	0	0	0.0	0	0	0	0	0	0.0	0	0
2018	Rams	0	0	0.0	0	0	0	0	0	0.0	0	0
2019	Rams	0	0	0.0	0	0	0	0	0	0.0	0	0
2020	Texans	0	0	0.0	0	0	0	0	0	0.0	0	0
2021	Texans	0	0	0.0	0	0	0	0	0	0.0	0	0
NFL TOTALS		2	22	11.0	12	0	13	15	49	3.8	15	0

PLAYER BIOS



nd bg`Hb\h` ;cwbcljpnccd bJm`^` djd b

Rush Attempts 4 vs. Jacksonville Jaguars, Dec 27, 2015
Rushing Yards 31 at Cleveland Browns, Sep 14, 2014
Longest Runs 28 at Cleveland Browns, Sep 14, 2014
Rushing TDs 1 vs. Seattle Seahawks, Nov 11, 2018
 ...1 more at 1.
Receptions 11 vs. Tennessee Titans, Jan 03, 2021
Receiving Yards 186 at Arizona Cardinals, Dec 18, 2016
Receiving Average 32.7 vs. Denver Broncos, Nov 13, 2016
Longest Receptions 98t vs. Oakland Raiders, Sep 11, 2016
Receiving TDs 2 at Jacksonville Jaguars, Dec 19, 2021
 ...7 more at 2.
All-Purpose Yards 186 at Arizona Cardinals, Dec 18, 2016

Kickoff Returns 1 vs. Tampa Bay Buccaneers, Dec 24, 2016
 ...1 more at 1.
Kickoff Return Yards 12 vs. Tampa Bay Buccaneers, Oct 05, 2014
Longest Kickoff Return 12 vs. Tampa Bay Buccaneers, Oct 05, 2014
Fair Catches 4 at Carolina Panthers, Oct 30, 2014
Punt Return Yards 15 at Detroit Lions, Oct 19, 2014
 ...1 more at 15.
Longest Punt Return 15 at Detroit Lions, Oct 19, 2014
Punt Returns 2 vs. Detroit Lions, Dec 21, 2015
 ...2 more at 2.
Most TDs 2 at Jacksonville Jaguars, Dec 19, 2021
 ...8 more at 2.
Miscellaneous Tackles 2 vs. San Francisco 49ers, Nov 09, 2014

nd bg`Hb\h` ;cwbcljpnccd bJm`^` djd b

Rush Attempts 1 vs. Dallas Cowboys, Jan 12, 2019
 ...1 more at 1.
Rushing Yards 5 vs. Dallas Cowboys, Jan 12, 2019
Longest Runs 5 vs. Dallas Cowboys, Jan 12, 2019
Receptions 8 vs. New England Patriots, Feb 03, 2019
Receiving Yards 120 vs. New England Patriots, Feb 03, 2019

Receiving Average 16.7 vs. Jacksonville Jaguars, Jan 21, 2018
Longest Receptions 36 at New Orleans Saints, Jan 20, 2019
All-Purpose Yards 120 vs. New England Patriots, Feb 03, 2019
Miscellaneous Tackles 1 vs. New England Patriots, Feb 03, 2019

LKKHt \m ;m`^` djd b;b\h`n;DMMQm bpg\mn` \nj i

DATE	TEAM	NO.	YDS.	AVG.	LG	TD
10/11/15	at Eagles	5	107	21.4	46	1
12/06/15	PANTHERS	6	104	17.3	54t	1
12/21/15	LIONS	10	124	12.4	28	1
12/27/15	JAGUARS	5	123	24.6	71t	1
09/11/16	RAIDERS	6	143	23.8	98t	2
10/16/16	PANTHERS	7	173	24.7	87t	1
12/18/16	at Cardinals	7	186	26.6	65t	2
09/24/17	TEXANS	5	131	26.2	44	2
11/19/17	at Raiders	6	149	24.8	64t	1
09/16/18	CARDINALS	7	159	22.7	57	0
09/27/18	VIKINGS	7	116	16.6	47t	1
11/04/18	at Saints	6	114	19.0	48	1
11/11/18	SEAHAWKS	10	100	10.0	17	0
11/19/18	CHIEFS	8	107	13.4	30	0
09/22/19	at Browns	8	112	14.0	23	0
10/11/20	JAGUARS	8	161	20.1	36	1
12/27/20	BENGALS	7	141	20.1	50	1
01/03/21	TITANS	11	166	15.1	38t	2
09/12/21	JAGUARS	5	132	26.4	52	0
09/23/21	PANTHERS	9	112	12.4	30	0
12/12/21	SEAHAWKS	8	101	12.6	19	0
12/19/21	at Jaguars	7	102	14.6	43t	2

LKKHt \m ;m`^` djd b;b\h`n;DNDKj non` \nj i

DATE	TEAM	NO.	YDS.	AVG.	LG	TD
01/21/18	JAGUARS	6	100	16.7	31	0
01/20/19	at Saints	7	107	15.3	36	0
02/03/19	PATRIOTS	8	120	15.0	24	0

PLAYER BIOS



2021 Season Statistics

W	DATE	OPPONENT	P/S	RECEIVING				RUSHING				W/L	SCORE		
				NO.	YDS.	AVG.	LG	TD	NO.	YDS.	AVG.			LG	TD
01	09/12	Jaguars	S	5	132	26.4	52	0	0	0	0.0	0	0	W	37-21
02	09/19	at Browns	S	9	78	8.7	22	1	0	0	0.0	0	0	L	21-31
03	09/23	Panthers	S	9	112	12.4	30	0	1	5	5.0	5	0	L	9-24
04	10/03	at Bills	S	5	47	9.4	16	0	0	0	0.0	0	0	L	0-40
05	10/10	Patriots	S	3	23	7.7	14	0	0	0	0.0	0	0	L	22-25
06	10/17	at Colts	S	9	89	9.9	20	0	0	0	0.0	0	0	L	3-31
07	10/24	at Cardinals	S	5	21	4.2	18	0	0	0	0.0	0	0	L	5-31
08	10/31	Rams	S	6	83	13.8	45t	1	0	0	0.0	0	0	L	22-38
09	11/07	at Dolphins	S	6	56	9.3	10	0	0	0	0.0	0	0	L	9-17
11	11/21	at Titans	S	2	18	9.0	10	0	0	0	0.0	0	0	W	22-13
12	11/28	Jets	S	3	45	15.0	40t	1	0	0	0.0	0	0	L	14-21
13	12/05	Colts	S	3	38	12.7	14	0	1	16	16.0	16	0	L	0-31
14	12/12	Seahawks	S	8	101	12.6	19	0	0	0	0.0	0	0	L	13-33
15	12/19	at Jaguars	S	7	102	14.6	43t	2	0	0	0.0	0	0	W	30-16
16	12/26	Chargers												W	41-29
							RESERVE/COVID-19								
17	01/02	at 49ers	S	7	66	9.4	24	1	0	0	0.0	0	0	L	7-23
18	01/09	Titans	S	3	26	8.7	25	0	0	0	0.0	0	0	L	25-28
2021 TOTALS			16-16	90	1,037	11.5	52	6	2	21	10.5	16	0	4-13	



MYRON
CUNNINGHAM

72
OFFENSIVE LINEMAN

Ht: 6-5 Wt: 320
DOB: 10/21/1997 College: Arkansas
Texans Season: R NFL Season: R
Acquired: UDFA-'22

TRANSACTIONS: Signed by the Houston Texans as a college free agent on May 13, 2022.

COLLEGE:

- ✦ Played three seasons (2019-21) at the University of Arkansas in Fayetteville, Ark., where he played in 34 career games (33 starts) on the offensive line
- ✦ Spent his redshirt sophomore season (2018) at Iowa Central Community College in Fort Dodge, Iowa, starting all 12 games and helping the team to an 8-4 record behind 397 total points and 33.1 points per game
- ✦ Began his collegiate career at Western Illinois University in Macomb, Ill., but did not appear in a game

2021 (Arkansas):

- ✦ Started all 13 games at left tackle as a team captain, helping the Razorbacks to nine wins as a redshirt senior
- ✦ Blocked for a running game that averaged 227.8 yards per game to lead all Power 5 schools and produce 2,961 rushing yards
- ✦ Produced a career-high season grade of 70.6 on PFF with a season-high 80.4 grade in the Battle Line Rivalry win vs. Missouri (11/26)
- ✦ Allowed just 3.0 sacks over 389 pass plays and committed just four penalties in 894 snaps

2020 (Arkansas):

- ✦ Started all 10 games at left tackle as a senior and was one of two Arkansas offensive linemen to start every game
- ✦ Collected 705 snaps on the offensive line, playing every offensive snap of the 2020 season at left tackle, also playing 42 snaps on the field goal unit
- ✦ Allowed only 2.0 sacks and was flagged four times during the season

2019 (Arkansas):

- ✦ Played in 11 games (10 starts) and totaled 705 snaps, with 690 on the offensive line and 15 on special teams
- ✦ Allowed just 1.0 sack in 383 pass blocking plays
- ✦ Blocked for an offense that scored 28 times and racked up 4,081 total yards, including 2,315 passing yards, 1,766 rushing yards and 14 touchdowns

2018 (Iowa Central CC):

- ✦ Started all 12 games, helping Iowa Central to an 8-4 record behind 397 total points and 33.1 points per game
- ✦ Propelled the Tritons to 4,670 yards of total offense, averaging 389.2 per game, with 2,884 passing yards and 46 total touchdowns
- ✦ Named a first-team NJCAA All-American

PERSONAL:

- ✦ Attended Warren G. Harding High School in Warren, Ohio



DAMION DANIELS



93
DEFENSIVE LINEMAN

Ht: 6-3 Wt: 325
DOB: 8/31/1999 College: Nebraska
Texans Season: R NFL Season: R
Acquired: UDFA-'22

TRANSACTIONS: Signed with the Houston Texans as a college free agent on May 13, 2022.

COLLEGE:

- ✦ Played four seasons (2018-21) at the University of Nebraska in Lincoln, Neb., where he played in 43 games (15 starts) and totaled 78 tackles, 6.5 tackles for loss, two passes defensed and one fumble recovery

2021 (Nebraska):

- ✦ Started the first 11 games of the season and recorded a career-high 33 tackles and two tackles for loss before suffering an injury that sidelined him for the rest of the season
- ✦ Posted a career-high six tackles as well as one tackle for loss at Illinois (8/28)
- ✦ Notched four tackles at Michigan State (9/25)
- ✦ Recorded four tackles vs. Ohio State (11/6)

2020 (Nebraska):

- ✦ Appeared in eight games (three starts) and finished with 20 tackles (10 solo) and four tackles for loss
- ✦ Made a season-high five tackles and a tackle for loss at Iowa (11/27)
- ✦ Amassed four tackles and one tackle for loss vs. Minnesota (12/12)

2019 (Nebraska):

- ✦ Played in 12 games (one start) and registered 13 tackles
- ✦ Totaled three tackles vs. South Alabama (8/31)
- ✦ Tallied four tackles vs. Northern Illinois (9/14)
- ✦ Made three tackles vs. Ohio State (9/28)

2018 (Nebraska):

- ✦ Saw action in 12 games and recorded 12 tackles and half a tackle for loss
- ✦ Made his first career tackle vs. Colorado (9/8)
- ✦ Posted four tackles vs. Bethune-Cookman (10/27)
- ✦ Notched three tackles at Ohio State (11/3)

2017 (Nebraska):

- ✦ Redshirted as a freshman and did not see game action

PERSONAL:

- ✦ Attended Bishop Dunne Catholic School in Dallas, where he finished with 78 tackles, 26 tackles for loss, 9.0 sacks, three forced fumbles and a blocked punt as a senior
- ✦ Earned first-team All-State honors and was named the TAPPS Defensive MVP as the team captain in 2016
- ✦ Ranked among the top 25 defensive tackles in the nation by Rivals.com and ESPN
- ✦ Also competed in track and threw shot put and discus for Bishop Dunne



DAVION
DAVIS

14
WIDE RECEIVER

Ht: 5-11 Wt: 190
DOB: 10/23/1996 College: Sam Houston
Texans Season: 2 NFL Season: 3
Acquired: FA-'21

TRANSACTIONS: Signed with the Minnesota Vikings as a college free agent on April 29, 2019...Released by the Vikings on Aug. 31, 2019...Signed to the Vikings practice squad on Sept. 2, 2019...Elevated to the Vikings active roster on Sept. 28, 2019...Released by the Vikings on Oct. 12, 2019...Signed to the Vikings practice squad on Oct. 15, 2019...Elevated to the Vikings active roster on Oct. 23, 2019...Released by the Vikings on Nov. 12, 2019...Signed to the Vikings practice squad on Nov. 14, 2019...Signed a Reserve/Future contract with the Vikings on Jan. 12, 2020...Released by the Vikings on Aug. 3, 2020...Signed with the Cleveland Browns on July 31, 2021...Suspended by the NFL on Aug. 24, 2021...Reinstated by the NFL on Sept. 20, 2021...Released by the Browns on Sept. 20, 2021...Signed to the Browns practice squad on Sept. 22, 2021...Signed by the Houston Texans on Oct. 6, 2021...Placed on the Reserve/Injured List on Dec. 15, 2021...Re-signed by the Texans on March 11, 2022.

2021 (Houston 2/1):

- Played in two games (one start) in his first season as a Texan and caught one pass for 17 yards
- Made his first career start and first appearance as a Texan vs. Indianapolis (12/5)
- Recorded his first NFL reception vs. Seattle (12/12), catching a 17-yard pass from QB Davis Mills on Houston's opening possession

2020 (Minnesota 0/0):

- Spent the offseason with the Vikings but was released at the start of training camp

2019 (Minnesota 2/0):

- Earned his first NFL snaps in Weeks 8 and 10 and added

depth on the practice squad for the majority of his rookie season

COLLEGE:

- Played four seasons (2015-18) at Sam Houston in Huntsville, Texas
- Named first team All-Southland Conference (SLC) as a senior, recording 52 receptions for 569 yards and 10 touchdowns before missing the final three games due to injury
- Earned first team All-SLC honors as both a receiver and return specialist, SLC Offensive Player of the Year recognition and a first team All-American nod by the Associated Press as a junior, following a campaign in which he totaled 78 catches, 1,206 yards and 17 touchdowns, eight rushes for 81 yards and two touchdowns, and returned six kickoffs for 152 yards and 13 punts for 281 yards and two touchdowns
- Finished his sophomore season with 56 receptions for 960 yards and 10 touchdowns, earning second team All-SLC honors
- Caught 40 passes for 446 yards (11.2 avg.) and three touchdowns as a freshman

PERSONAL:

- Attended Hutto (Texas) High School where he earned honorable mention all-state and all district 17-5A honors
- Earned first team All-Central Texas recognition and led his team to the playoffs, catching 73 passes for 1,259 yards and 18 touchdowns
- Rushed for 357 yards and six touchdowns in his high school career

RECEIVING AND RUSHING STATISTICS

DATE	TEAM	GP	GS	RECEIVING					RUSHING				
				NO.	YDS.	AVG.	LG	TD	NO.	YDS.	AVG.	LG	TD
2019	Vikings	2	0	0	0	0.0	0	0	0	0	0.0	0	0
2021	Browns	0	0	0	0	0.0	0	0	0	0	0.0	0	0
2021	Texans	2	1	1	17	17.0	17	0	0	0	0.0	0	0
2021	TOTAL	2	1	1	17	17.0	17	0	0	0	0.0	0	0
NFL TOTALS		4	1	1	17	17.0	17	0	0	0	0.0	0	0

PLAYER BIOS



RECEIVING AND RUSHING

DATE	TEAM	GP	GS	RECEIVING					RUSHING				
				NO.	YDS.	AVG.	LG	TD	NO.	YDS.	AVG.	LG	TD
2019	Vikings	0	0	0	0	0.0	0	0	0	0	0.0	0	0
NFL TOTALS		0	0	0	0	0.0	0	0	0	0	0.0	0	0

RECEPTIONS AND LONGEST RECEPTIONS

Receptions	1 vs. Seattle Seahawks, Dec 12, 2021	Longest Receptions	17 vs. Seattle Seahawks, Dec 12, 2021
Receiving Yards	17 vs. Seattle Seahawks, Dec 12, 2021	All-Purpose Yards	17 vs. Seattle Seahawks, Dec 12, 2021

WEEKLY RECEIVING AND RUSHING

W	DATE	OPPONENT	P/S	RECEIVING					RUSHING					W/L	SCORE
				NO.	YDS.	AVG.	LG	TD	NO.	YDS.	AVG.	LG	TD		
01	09/12	at Chiefs												L	29-33
02	09/19	Texans												W	31-21
03	09/26	Bears												W	26-6
04	10/03	at Vikings												W	14-7
Went from Browns to Texans .															
05	10/10	Patriots												L	22-25
06	10/17	at Colts												L	3-31
07	10/24	at Cardinals												L	5-31
08	10/31	Rams												L	22-38
09	11/07	at Dolphins												L	9-17
11	11/21	at Titans												W	22-13
12	11/28	Jets												L	14-21
13	12/05	Colts	S	0	0	0.0	0	0	0	0.0	0	0	0	L	0-31
14	12/12	Seahawks	P	1	17	17.0	17	0	0	0.0	0	0	0	L	13-33
15	12/19	at Jaguars												W	30-16
16	12/26	Chargers												W	41-29
17	01/02	at 49ers												L	7-23
18	01/09	Titans												L	25-28
2021 TOTALS			2-1	1	17	17.0	17	0	0	0	0.0	0	0	6-11	

PLAYER BIOS



**TAE
DAVIS**

19
LINEBACKER



Ht: 6-1 **Wt:** 224
DOB: 8/14/1996 **College:** Chattanooga
Texans Season: 2 **NFL Season:** 5
Acquired: FA-'21

TRANSACTIONS: Signed by the New York Giants as a college free agent on May 11, 2018...Waived by the Giants on Oct. 29, 2019...Claimed off waivers by the Cleveland Browns on Oct. 30, 2019...Signed by the Houston Texans as a free agent on March 23, 2021...Re-signed with the Texans on March 1, 2022.

2021 (Houston 0/0):

- Spent his first season as a Texan rehabbing on the Reserve/Injured List

2020 (Cleveland 13/0, 2/0):

- Played in 13 games, logging seven solo special teams tackles and one pass defended
- Recorded two special teams tackles vs. Baltimore (12/14)
- Contributed two special teams tackles in the Wild Card Round matchup at Pittsburgh (1/10/21)

2019 (Cleveland 9/0; N.Y. Giants 4/1):

- Spent the first eight weeks of the season with the Giants and started the season opener at Dallas (9/8)
- Claimed off waivers by the Browns prior to Week 9 and played nine games, primarily on special teams

2018 (N.Y. Giants 14/4):

- Appeared in 14 games (four starts) and notched 32 total

tackles (25 solo), 2.0 sacks, four quarterback hits, two tackles for loss and one pass defended

- Made his NFL debut at Houston (9/23)
- Added his first sack at Philadelphia (10/11)
- Started at Indianapolis (12/23) and contributed a career-high eight tackles (six solo) and 1.0 sack

COLLEGE:

- Played four seasons (2014-17) at the University of Tennessee at Chattanooga
- Moved from safety to linebacker as a senior (2017) and led the team with 74 total tackles (42 solo), including 5.0 for a loss
- Appeared in 13 games in his junior season (2016), contributing 31 total tackles (32 solo)
- Saw action in 13 games, mostly on special teams and blocked a punt during his sophomore season (2015)
- Played in 14 contests as a freshman (2014)

PERSONAL:

- Attended Oxford (Ala.) High School
- Was a standout defensive back who led Oxford to a 9-3 record as a senior
- Also ran track in high school

2018-2021 Career Totals

DATE	TEAM	GP	GS	TACKLES								INTERCEPTIONS					FUMBLES				ST				MISC		
				TK	S	A	TFL	YDS	SK	YDS	QBH	NO	YDS	LG	TD	PD	FF	FR	TD	YDS	TK	S	A	FF	FR	S	A
2018	Giants	14	4	32	25	7	2	11	2.0	11.0	4	0	0	0	0	1	0	0	0	0	1	1	0	0	0	0	0
2019	Giants	4	1	5	3	2	0	0	0.0	0.0	1	0	0	0	0	0	0	0	0	0	1	0	1	0	0	0	0
2019	Browns	8	0	0	0	0	0	0	0.0	0.0	0	0	0	0	0	0	0	0	0	0	6	4	2	0	0	0	0
2019	TOTAL	12	1	5	3	2	0	0	0.0	0.0	1	0	0	0	0	0	0	0	0	0	7	4	3	0	0	0	0
2020	Browns	13	0	0	0	0	0	0	0.0	0.0	0	0	0	0	0	1	0	0	0	0	7	7	0	0	0	0	0
2021	Texans	0	0	0	0	0	0	0	0.0	0.0	0	0	0	0	0	0	0	0	0	0	0	0	0	0	0	0	0
NFL TOTALS		39	5	37	28	9	2	11	2.0	11.0	5	0	0	0	0	2	0	0	0	0	15	12	3	0	0	0	0

2020 Season Totals

DATE	TEAM	GP	GS	TACKLES								INTERCEPTIONS					FUMBLES				ST				MISC			
				TK	S	A	TFL	YDS	SK	YDS	QBH	NO	YDS	LG	TD	PD	FF	FR	TD	YDS	TK	S	A	FF	FR	S	A	
2020	Browns	2	0	0	0	0	0	0	0.0	0.0	0	0	0	0	0	0	0	0	0	0	0	2	0	2	0	0	0	0
NFL TOTALS		2	0	0	0	0	0	0	0.0	0.0	0	0	0	0	0	0	0	0	0	0	2	0	2	0	0	0	0	



AUSTIN
DECULUS



76
OFFENSIVE LINEMAN

Ht: 6-5 Wt: 321
DOB: 3/12/1999 College: LSU
Texans Season: R NFL Season: R
Acquired: 06-'22

TRANSACTIONS: Selected by the Houston Texans in the sixth round (205th overall) of the 2022 NFL Draft.

COLLEGE:

- ✦ Played five seasons (2017-21) at LSU in Baton Rouge, La., where he played in more games than any player in school history (61) with 46 starts

2021 (LSU):

- ✦ Started 12 games at right tackle and played 829 snaps in his fifth year that was granted due to COVID-19
- ✦ Did not miss a single snap in SEC-play
- ✦ Helped pave the way for a record-setting 287-yard rushing performance vs. Florida (10/16)
- ✦ Played a season-high 86 snaps vs. Arkansas (11/13)
- ✦ Played 74 snaps in the win vs. Texas A&M on Senior Night (11/27), helping the Tigers become bowl eligible

2020 (LSU):

- ✦ Started all 10 games at right tackle, playing every offensive snap in seven games
- ✦ Named to the 2020 SEC Academic Honor Roll
- ✦ Blocked for a 276-yard rushing effort vs. South Carolina (10/24)
- ✦ Helped the Tigers rack up a season-high 593 yards of total offense and allowed only 1.0 sack on 51 passing attempts vs. Ole Miss (12/19)

2019 (LSU):

- ✦ Played and started in 13 games during LSU's national championship season, all at right tackle, when he was named the team's most improved offensive lineman
- ✦ Was a part of the offensive line that was named the Joe Moore Award winner as the top unit in the nation
- ✦ Helped pave the way for 1,000-yard rusher RB Clyde Edwards-Helaire and Heisman Trophy Award winner QB Joe Burrow
- ✦ Was a key member of the offensive line that helped the

Tigers to 500-plus yards of total offense vs. Texas A&M (11/30)

- ✦ Blocked for LSU as the team put up 37 points and 450-plus yards of total offense vs. Georgia in the SEC Championship Game (12/7)
- ✦ Assisted the LSU offense as it racked up 692 yards of total offense and allowed just 1.0 sack in the CFP Semifinal vs. Oklahoma (12/28)
- ✦ Played all 81 offensive snaps in the CFP National Championship vs. Clemson (1/13/20)

2018 (LSU):

- ✦ Was a starter at right tackle for LSU's final 11 games, appearing in 13 total games with 827 snaps
- ✦ Made his first career start at left tackle vs. Southeastern Louisiana (9/9)
- ✦ Shifted to right tackle the following week at Auburn (9/15), where he remained for the rest of the season
- ✦ Played every offensive snap in six consecutive games beginning with the win vs. Southeastern Louisiana and continued through the victory vs. Georgia (10/13)
- ✦ Played all 86 offensive snaps vs. UCF in the Fiesta Bowl (1/1/19)

2017 (LSU):

- ✦ Played in all 13 games on special teams and saw action on the offensive line in two games as a true freshman
- ✦ Played extensively on the road at Florida (10/7) following two injuries to linemen in the game

PERSONAL:

- ✦ Attended Cy-Fair High School in Cypress, Texas, where he was an honorable mention 6A All-State selection in 2016
- ✦ Regarded as the nation's 14th-best overall prospect and the No. 5 offensive tackle by ESPN
- ✦ Ranked as the No. 3 prospect in Texas by ESPN
- ✦ A member of the VYPE/Houston Chronicle Greater Houston first team
- ✦ Participated in the 2016 Under Armour All-America Game



PHILLIP
DORSETT



4
WIDE RECEIVER

Ht: 5-10 Wt: 192
DOB: 1/5/1993 College: Miami
Texans Season: 2 NFL Season: 8
Acquired: FA-'21

TRANSACTIONS: Selected by the Indianapolis Colts in the first round (29th overall) of the 2015 NFL Draft...Traded to the New England Patriots on Sept. 2, 2017...Signed an extension with the Patriots on March 19, 2019...Signed with the Seattle Seahawks as an unrestricted free agent on March 30, 2020...Placed on the Reserve/Injured List on Sept. 22, 2020...Signed with the Jacksonville Jaguars as an unrestricted free agent on March 22, 2021...Released by the Jaguars on Aug. 31, 2021...Signed to the Jaguars practice squad on Sept. 1, 2021...Elevated to the Jaguars active roster on Sept. 25, 2021...Reverted back to the Jaguars practice squad on Sept. 27, 2021...Released by the Jaguars on Sept. 28, 2021...Signed to the Seahawks practice squad on Sept. 29, 2021...Elevated to the Seahawks active roster on Oct. 7, 2021...Reverted back to the Seahawks practice squad on Oct. 8, 2021...Elevated to the Seahawks active roster on Oct. 16, 2021...Reverted back to the Seahawks practice squad on Oct. 18, 2021...Released from the Seahawks practice squad on Nov. 30, 2021...Signed to the Houston Texans practice squad on Dec. 4, 2021...Signed to the Texans active roster on Dec. 11, 2021...Placed on the Reserve/Injured List on Dec. 29, 2021.

2021 (Jacksonville 1/0; Seattle 2/0; Houston 3/0):

- ✦ Played in six total contests between the Jaguars, Seahawks and Texans, recording seven catches for 110 yards (15.7 avg.) on the season, including six catches for 107 yards (17.8 avg.) in three games as a Texan prior to being placed on the Reserve/Injured List due to a leg injury
- ✦ Caught his first pass of the season for a three-yard gain at Pittsburgh (10/17), his first reception as a Seahawk
- ✦ Made his Texans debut vs. Seattle (12/12), recording one reception for nine yards and a rushing attempt
- ✦ Finished second on the Texans with 43 receiving yards on two receptions (21.5 avg.) at Jacksonville (12/19)
- ✦ Tallied a season-high 55 receiving yards on three catches (18.3 avg.) vs. the L.A. Chargers (12/26)

2019 (New England 14/4, 1/1):

- ✦ Totaled 29 receptions for 397 yards (13.7 avg.) and five touchdowns along with three rushes for 21 yards (7.0 avg.) on the season
- ✦ Logged a season-high 95 receiving yards on four receptions (23.8 avg.) and two touchdowns in the opener vs. Pittsburgh (9/8)
- ✦ Notched a season-high six catches for 53 yards (8.8 avg.)

and a touchdown vs. the N.Y. Jets (9/23)

- ✦ Recorded three receptions for 46 yards (15.3 avg.) and a touchdown at the N.Y. Jets (10/21)

2018 (New England 16/2, 3/0):

- ✦ Logged 32 receptions for 290 yards (9.1 avg.) and three touchdowns in addition to four carries for 29 yards (7.3 avg.) on the season
- ✦ Recorded a season-high seven receptions for 66 yards (9.4 avg.) and scored a touchdown in the opener vs. Houston (9/9)
- ✦ Caught four passes for 55 yards (13.8 avg.) and a touchdown vs. Miami (9/30)
- ✦ Scored his third touchdown of the season vs. the N.Y. Jets (12/30), tallying five receptions for 34 yards (6.8 avg.)
- ✦ Tallied four receptions for 41 yards (10.3 avg.) and a touchdown in the Divisional Round game vs. the L.A. Chargers (1/13/19)
- ✦ Caught a 29-yard touchdown pass in the AFC Championship at Kansas City (1/20/19)

2017 (New England 15/2, 2/0):

- ✦ Recorded 12 receptions for 194 yards for a career-high 16.2 yards per reception on the season
- ✦ Caught three passes for a season-high 68 yards (22.7 avg.) at New Orleans (9/17)
- ✦ Notched a season-long 39-yard reception vs. Miami (11/26)

2016 (Indianapolis 15/7):

- ✦ Started a career-high seven games and tallied a career high in receiving yards (528) on 33 receptions (16.0 avg.), scoring two touchdowns on the season
- ✦ Caught four passes for 94 yards (23.5 avg.) in the opener vs. Detroit (9/11)
- ✦ Notched a career-long 64-yard touchdown pass at Jacksonville (10/2)
- ✦ Hauled in a 50-yard touchdown pass at Minnesota (12/18)

2015 (Indianapolis 11/0):

- ✦ Posted 18 receptions for 225 yards (12.5 avg.) and one touchdown as a rookie
- ✦ Logged a season-high 45 receiving yards on two catches (22.5 avg.) in his first career game at Buffalo (9/13)
- ✦ Notched two receptions for 43 yards (21.5 avg.) and his first career touchdown at Tennessee (9/27)

PLAYER BIOS



COLLEGE:

- Played four seasons at the University of Miami (2011-14) in Miami, Fla., recording 121 receptions for 2,132 yards (17.6 avg.) and 17 touchdowns
- Totaled a career-high 871 receiving yards on 36 receptions (24.2 avg.), scoring 10 touchdowns as a senior in 2014
- Logged 13 receptions for 272 yards (20.9 avg.) and two touchdowns as a junior in 2013
- Posted a career-high 58 receptions for 842 yards (14.5 avg.) and four touchdowns, earning Third Team All-ACC recognition by Phil Steele as a sophomore in 2012
- Notched 14 receptions for 147 yards (10.5 avg.) and a

touchdown as a true freshman in 2011

PERSONAL:

- Attended St. Thomas Aquinas High School in Fort Lauderdale, Fla., where he was a two-sport star in football and track
- As a senior, tallied 35 receptions for 806 yards and 12 touchdowns in an undefeated season, winning the Florida 5A state football championship as well as finishing first in the Powerade Fab 50 ESPN Rise national poll
- As a senior in track, placed second in the 100 meters (10.51 s) and third in the 200 meters (21.26 s) at the 2011 FHSAA District Meet

RECEIVING AND RUSHING

DATE	TEAM	GP	GS	RECEIVING					RUSHING				
				NO.	YDS.	AVG.	LG	TD	NO.	YDS.	AVG.	LG	TD
2015	Colts	11	0	18	225	12.5	35t	1	3	17	5.7	11	0
2016	Colts	15	7	33	528	16.0	64t	2	2	10	5.0	7	0
2017	Patriots	15	2	12	194	16.2	39	0	1	7	7.0	7	0
2017	Colts	0	0	0	0	0.0	0	0	0	0	0.0	0	0
2017	TOTAL	15	2	12	194	16.2	39	0	1	7	7.0	7	0
2018	Patriots	16	2	32	290	9.1	20	3	4	29	7.3	17	0
2019	Patriots	14	4	29	397	13.7	58t	5	3	21	7.0	9	0
2020	Seahawks	0	0	0	0	0.0	0	0	0	0	0.0	0	0
2021	Jaguars	1	0	0	0	0.0	0	0	0	0	0.0	0	0
2021	Seahawks	2	0	1	3	3.0	3	0	0	0	0.0	0	0
2021	Texans	3	0	6	107	17.8	36	0	1	0	0.0	0	0
2021	TOTAL	6	0	7	110	15.7	36	0	1	0	0.0	0	0
NFL TOTALS		77	15	131	1,744	13.3	64T	11	14	84	6.0	17	0

RECEIVING AND RUSHING

DATE	TEAM	GP	GS	RECEIVING					RUSHING				
				NO.	YDS.	AVG.	LG	TD	NO.	YDS.	AVG.	LG	TD
2017	Patriots	2	0	2	50	25.0	31	0	0	0	0.0	0	0
2018	Patriots	3	0	5	70	14.0	29t	2	0	0	0.0	0	0
2019	Patriots	1	1	1	6	6.0	6	0	0	0	0.0	0	0
2020	Seahawks	0	0	0	0	0.0	0	0	0	0	0.0	0	0
NFL TOTALS		6	1	8	126	15.8	31	2	0	0	0.0	0	0

RECORDS AND MILESTONES

Rush Attempts	2 vs. New York Jets, Sep 22, 2019 ...2 more at 2.	Kickoff Returns	1 vs. Jacksonville Jaguars, Oct 04, 2015
Rushing Yards	16 vs. New York Jets, Dec 30, 2018	Kickoff Return Yards	12 vs. Jacksonville Jaguars, Oct 04, 2015
Longest Runs	17 vs. Buffalo Bills, Dec 23, 2018	Longest Kickoff Return	12 vs. Jacksonville Jaguars, Oct 04, 2015
Receptions	7 vs. Houston Texans, Sep 09, 2018	Fair Catches	1 vs. Kansas City Chiefs, Oct 30, 2016 ...1 more at 1.
Receiving Yards	95 vs. Pittsburgh Steelers, Sep 08, 2019	Punt Return Yards	1 at Buffalo Bills, Sep 13, 2015
Receiving Average	23.8 vs. Pittsburgh Steelers, Sep 08, 2019	Longest Punt Return	1 at Buffalo Bills, Sep 13, 2015
Longest Receptions	64t at Jacksonville Jaguars, Oct 02, 2016	Punt Returns	2 at Buffalo Bills, Sep 13, 2015
Receiving TDs	2 vs. Pittsburgh Steelers, Sep 08, 2019	Most TDs	2 vs. Pittsburgh Steelers, Sep 08, 2019
All-Purpose Yards	95 vs. Pittsburgh Steelers, Sep 08, 2019	Miscellaneous Tackles	1 vs. Miami Dolphins, Sep 30, 2018 ...3 more at 1.

PLAYER BIOS



nd bg`Hb`h` ;cwbcn;Hkj non` \nj i Ujm`^` dgd b

Receptions	4 vs. Los Angeles Chargers, Jan 13, 2019	Receiving TDs	1 at Kansas City Chiefs, Jan 20, 2019 ...1 more at 1.
Receiving Yards	41 vs. Los Angeles Chargers, Jan 13, 2019	All-Purpose Yards	41 vs. Los Angeles Chargers, Jan 13, 2019
Receiving Average	10.3 vs. Los Angeles Chargers, Jan 13, 2019	Most TDs	1 at Kansas City Chiefs, Jan 20, 2019 ...1 more at 1.
Longest Receptions	31 vs. Jacksonville Jaguars, Jan 21, 2018		

MKML;b`h`H tHb`h` ;m bpg`nth` \nj i ;no\odhod`n;Oz\bp\mJn` \c\r f nJo`s\i nD

W	DATE	OPPONENT	P/S	RECEIVING					RUSHING					W/L	SCORE
				NO.	YDS.	AVG.	LG	TD	NO.	YDS.	AVG.	LG	TD		
01	09/12	at Texans												L	21-37
02	09/19	Broncos												L	13-23
03	09/26	Cardinals	P	0	0	0.0	0	0	0	0	0.0	0	0	L	19-31
Went from Jaguars to Seahawks .															
04	10/03	at 49ers												W	28-21
05	10/07	Rams	P	0	0	0.0	0	0	0	0	0.0	0	0	L	17-26
06	10/17	at Steelers												L	20-23+
07	10/25	Saints												L	10-13
08	10/31	Jaguars												W	31-7
10	11/14	at Packers												L	0-17
11	11/21	Cardinals												L	13-23
12	11/29	at Football Team												L	15-17
Went from Seahawks to Texans .															
13	12/05	Colts												L	0-31
14	12/12	Seahawks	P	1	9	9.0	9	0	1	0	0.0	0	0	L	13-33
15	12/19	at Jaguars	P	2	43	21.5	33	0	0	0	0.0	0	0	W	30-16
16	12/26	Chargers	P	3	55	18.3	36	0	0	0	0.0	0	0	W	41-29
17	01/02	at 49ers												L	7-23
18	01/09	Titans												L	25-28
2021 TOTALS			5-0	6	107	17.8	36	0	1	0	0.0	0	0	4-13	

+ - Overtime



JEFF
DRISKEL

6

QUARTERBACK



Ht: 6-4 Wt: 235
 DOB: 4/23/1993 College: Louisiana Tech
 Texans Season: 2 NFL Season: 7
 Acquired: FA-'21

TRANSACTIONS: Selected by the San Francisco 49ers with the 32nd pick of the sixth round (207th overall) of the 2016 NFL Draft...Waived by the 49ers on Sept. 3, 2016...Claimed off of waivers by the Cincinnati Bengals on Sept. 4, 2016...Waived by the Bengals on Sept. 11, 2019...Signed by the Detroit Lions as a free agent on March 18, 2020...Signed by the Denver Broncos as an unrestricted free agent on March 18, 2020...Waived by the Broncos on May 3, 2021...Signed by the Houston Texans as a free agent on May 20, 2021...Released by the Texans on Aug. 31, 2021...Signed to the Texans practice squad on Sept. 1, 2021...Elevated to the Texans active roster on Sept. 23, 2021...Reverted back to the Texans practice squad on Sept. 24, 2021...Elevated to the Texans active roster on Oct. 2, 2021...Reverted back to the Texans practice squad on Oct. 4, 2021...Elevated to the Texans active roster on Oct. 9, 2021...Reverted back to the Texans practice squad on Oct. 11, 2021...Signed to the active roster from the practice squad on Oct. 16, 2021...Placed on the Reserve/Injured List on Dec. 22, 2021...Placed on the Reserve/COVID-19 List from the Reserve/Injured List on Jan. 6, 2022...Re-signed with the Texans on March 18, 2022.

2021 (Houston 1/0):

- ✦ Made the switch from quarterback to tight end in Week 11 following the bye week
- ✦ Earned his first snaps of the season on special teams at Jacksonville (12/19)

2020 (Denver 3/1):

- ✦ Played in three games (one start) and posted 35-of-64 completions (54.7%), 432 passing yards, three touchdowns and two interceptions
- ✦ Came in during Week 2 at Pittsburgh (9/20) and completed 18-of-34 passes (52.9%) for 256 yards, two touchdowns and an interception
- ✦ Started his first game of the year in Week 3 vs. Tampa Bay (9/27), completing 17-of-30 passes (56.7%) for 176 yards, one touchdown and an interception

2019 (Detroit 3/3):

- ✦ Started three games for the Lions and completed 62-of-105 passes (59.0%) for 685 yards with four touchdowns and four interceptions before being placed on the Reserve/Injured list prior to Week 14
- ✦ Threw for 269 yards on 27-of-46 passes (58.7%), collecting one touchdown and one interception and rushed four times for 37 yards (7.4 avg.) in Week 10 at Chicago

- (11/10)
- ✦ Completed 15-of-26 passes (57.7%) for 209 yards and two touchdowns with a 109.3 passer rating and rushed eight times for 51 yards (6.4 avg.) and one touchdown in Week 11 vs. Dallas (11/17)
- ✦ Completed 20-of-33 passes (60.6%) for 207 yards, one touchdown and three interceptions and rushed nine times for 63 yards (7.0 avg.) in Week 12 at Washington (11/24)
- ✦ Placed on the Reserve/Injured list before Week 14

2018 (Cincinnati 9/5):

- ✦ Started five of his nine games played with Cincinnati, throwing for 1,003 yards with six touchdowns and two interceptions while completing 105-of-176 passes (59.7%)
- ✦ Was active but did not play in Cincinnati's first six contests
- ✦ Completed 17-of-29 pass attempts (58.6%) for 155 yards and one touchdown and also rushed three times for nine yards (3.0 avg.) and one touchdown in Week 12 vs. Cleveland (11/25)
- ✦ Notched 25-of-37 completions (67.6%) for 236 yards, one touchdown and one interception in Week 13 vs. Denver (12/2)
- ✦ Completed 18-of-27 passes (66.7%) for 170 yards and one touchdown and rushed twice for 12 yards (6.0 avg.) in Week 14 at the L.A. Chargers (12/9)
- ✦ Totaled 13-of-19 completions (68.4%) for 133 yards and two touchdowns for a 123.4 passer rating and rushed five times for 21 yards (4.2 avg.) in Week 16 at Cleveland (12/23)

2017 (Cincinnati 0/0):

- ✦ Spent the entire season on the Reserve/Injured list

2016 (Cincinnati 0/0; San Francisco 0/0):

- ✦ Spent the offseason with the 49ers prior to being waived at the end of training camp
- ✦ Claimed off waivers by the Bengals and spent the entire season on the active roster but did not see game action

COLLEGE:

- ✦ Played one season (2015) at Louisiana Tech University in Ruston, La. after transferring from the University of Florida in Gainesville, Fla. where he played his first four seasons (2011-14)
- ✦ Named Conference USA Newcomer of the Year in his lone season (2015) at Louisiana Tech after throwing for 4,033 yards, which was the third-most in school history and 27

PLAYER BIOS



passing touchdowns

- ✦ Played in nine games and made six starts in his final season at Florida (2014), passing for 1,140 yards with nine touchdowns on the season while also totaling 180 rushing yards and four scores on the ground
- ✦ Started three games as a junior (2013) and totaled 477 yards, completing 42-of-63 (66.7%) before suffering a season-ending injury
- ✦ Started 12 games and completed 156-of-245 passes (63.7%) for 1,646 yards with 12 touchdowns and five interceptions in his second year (2012). Also ran 118 times for 408 yards (3.5 avg) with three touchdowns
- ✦ Saw action in five games as a true freshman (2011) and

logged 16-of-34 completions (47.1%) for 148 yards

PERSONAL:

- ✦ Attended Oviedo (Fla.) High School
- ✦ Was named Maxwell Football Club National High School Player of the Year and Gatorade Florida Player of the Year in his senior year
- ✦ Mother, Mary, played volleyball at Air Force and brother, Jason, played football at Florida Atlantic
- ✦ Spent three years as a kid in Sasebo, Japan where he was nicknamed 'Godzilla' for his talent and size as a baseball player
- ✦ Drafted by the Red Sox in the 29th round of the 2013 MLB Draft

STATS

DATE	TEAM	GP	GS	PASSING											RUSHING				
				ATT.	CMP.	PCT.	YDS	AVG.	TD	INT.	LG	SK	LST	RATE	NO.	YDS.	AVG.	LG	TD
2016	Bengals	0	0	0	0	0.0	0	0.0	0	0	0	0	0	0.0	0	0	0.0	0	0
2017	Bengals	0	0	0	0	0.0	0	0.0	0	0	0	0	0	0.0	0	0	0.0	0	0
2018	Bengals	9	5	176	105	59.7	1,003	5.7	6	2	37	16	122	82.2	25	130	5.2	27t	2
2019	Bengals	0	0	0	0	0.0	0	0.0	0	0	0	0	0	0.0	0	0	0.0	0	0
2019	Lions	4	4	105	62	59.0	685	6.5	4	4	47t	11	46	75.3	22	151	6.9	23	1
2019	TOTAL	4	4	105	62	59.0	685	6.5	4	4	47t	11	46	75.3	22	151	6.9	23	1
2020	Broncos	3	1	64	35	54.7	432	6.8	3	2	45	11	98	78.4	6	28	4.7	9	0
2021	Texans	1	0	0	0	0.0	0	0.0	0	0	0	0	0	0.0	0	0	0.0	0	0
TOTALS		17	10	345	202	58.6	2,120	6.1	13	8	47T	38	266	79.4	53	309	5.8	27T	3

RECORDS

- Pass Attempts** 46 at Chicago Bears, Nov 10, 2019
- Pass Completions** 27 at Chicago Bears, Nov 10, 2019
- Yards Passing** 269 at Chicago Bears, Nov 10, 2019
- TD Passes** 2 at Pittsburgh Steelers, Sep 20, 2020
...2 more at 2.
- Long Passes** 47 at Chicago Bears, Nov 10, 2019
...1 more at 47.
- Completion Percentage** 67.6 vs. Denver Broncos, Dec 02, 2018

- Passer Rating** 109.3 vs. Dallas Cowboys, Nov 17, 2019
- Rush Attempts** 9 at Washington Redskins, Nov 24, 2019
- Rushing Yards** 63 at Washington Redskins, Nov 24, 2019
- Rushing Average** 7.0 at Washington Redskins, Nov 24, 2019
- Longest Runs** 27t vs. New Orleans Saints, Nov 11, 2018
- Rushing TDs** 1 vs. Dallas Cowboys, Nov 17, 2019
...2 more at 1.

PLAYER BIOS



MKML; b \ h ` H | t Hb \ h ` ; m i bpg \ mth ` \ nj i ; no \ oad n ; Qb ` s \ i nD

W	DATE	OPPONENT	P/S	PASSING									RUSHING				W/L	SCORE			
				ATT	CMP	YDS	PCT	Y/A	Y/C	TD	INT	LG	SK/YD	RATE	ATT	YDS			LG	TD	
01	09/12	Jaguars																		W	37-21
02	09/19	at Browns																		L	21-31
03	09/23	Panthers																		L	9-24
04	10/03	at Bills																		L	0-40
05	10/10	Patriots																		L	22-25
06	10/17	at Colts																		L	3-31
07	10/24	at Cardinals																		L	5-31
08	10/31	Rams																		L	22-38
09	11/07	at Dolphins																		L	9-17
11	11/21	at Titans																		W	22-13
12	11/28	Jets																		L	14-21
13	12/05	Colts																		L	0-31
14	12/12	Seahawks																		L	13-33
15	12/19	at Jaguars	P	0	0	0	0.0	0.0	0.0	0	0	0	0/0	0.0	0	0	0	0	0	W	30-16
16	12/26	Chargers																		W	41-29
17	01/02	at 49ers																		L	7-23
18	01/09	Titans																		L	25-28
2021 TOTALS			1-0	0	0	0	0.0	0.0	0.0	0	0	0	0/0	0.0	0	0	0	0	0	4-13	



MICHAEL DWUMFOUR



98
DEFENSIVE LINEMAN



Ht: 6-1
DOB: 1/1/1998
Texans Season: 1
Acquired: FA-'21
Wt: 296
College: Rutgers
NFL Season: 1

TRANSACTIONS: Signed with the New York Jets as a college free agent on May 2, 2021...Released by the Jets on Aug. 26, 2021...Signed to the Houston Texans practice squad on Oct. 13, 2021...Elevated to the Texans active roster as a COVID-19 Replacement on Dec. 25, 2021...Reverted back to the Texans practice squad on Dec. 27, 2021...Elevated to the Texans active roster on Jan. 1, 2022...Reverted back to the Texans practice squad on Jan. 3, 2022...Elevated to the Texans active roster as a COVID-19 Replacement on Jan. 8, 2022...Reverted back to the Texans practice squad on Jan. 10, 2022...Signed a reserve/future contract with the Texans on Jan. 11, 2022.

2021 (Houston 3/1):

- Played in three games (one start) in his first season with the Texans while recording five tackles (three solo), two tackles for loss, 0.5 sacks and three quarterback hits
- Made his first career NFL start and appearance and tallied three tackles (two solo), a half-sack, one quarterback hit and one tackle for loss vs. the L.A. Chargers (12/26). Split a sack with DL Chris Smith on QB Justin Herbert for a loss of eight yards, the first half-sack of his career
- Tallied a tackle for loss and a quarterback hit at San Francisco (1/2/22)

COLLEGE:

- Played his fifth-year senior season (2020) at Rutgers

- University in Piscataway, N.J., earning honorable mention All-Big Ten recognition by the coaches and media
- Played his first four collegiate seasons (2016-19) at the University of Michigan in Ann Arbor, Mich.
- Appeared in 28 games on the defensive line (20 at Michigan, eight at Rutgers) over five seasons
- Recorded 19 total tackles (five solo) with half a sack and two passes defended as a fifth-year senior at Rutgers
- Logged nine total tackles (two solo), half a sack and two passes defended as a senior at Michigan
- Played in a college career-high 10 games as a junior at Michigan, tallying 19 total tackles (eight solo), 2.0 sacks and an interception
- Appeared in three games over his first two seasons at Michigan, totaling five tackles (two solo) and half a sack

PERSONAL:

- Attended DePaul Catholic High School in Wayne, N.J.
- Led his high school team to back-to-back Non Public Group 2 State Championships
- Totaled 55 tackles, 21 tackles for loss, seven sacks and 16 quarterback hits as a senior
- Logged 42 tackles, eight tackles for loss, three sacks and 10 quarterback hits as a junior
- Rated as the No. 24 recruit in New Jersey and was named a three-star prospect by ESPN, Rivals and Scout

h d'c \` g; r phaj pmb; i ag; m' bpg \m n' \n j i ; ` a' i nd; no \odhod'n

DATE	TEAM	GP	GS	TACKLES							INTERCEPTIONS					FUMBLES					ST		MISC				
				TK	S	A	TFL	YDS	SK	YDS	QBH	NO	YDS	LG	TD	PD	FF	FR	TD	YDS	TK	S	A	FF	FR	S	A
2021	Texans	3	1	5	3	2	2	2	0.5	4.0	3	0	0	0	0	0	0	0	0	0	0	0	0	0	0	0	0
NFL TOTALS		3	1	5	3	2	2	2	0.5	4.0	3	0	0	0	0	0	0	0	0	0	0	0	0	0	0	0	0

nd bg` Hb \h` ; cdbcnly_ ` a' i nd`

Total Tackles 3 vs. Los Angeles Chargers, Dec 26, 2021
Solo Tackles 2 vs. Los Angeles Chargers, Dec 26, 2021
Sacks 0.5 vs. Los Angeles Chargers, Dec 26, 2021
Tackles For Loss 1 at San Francisco 49ers, Jan 02, 2022
 ...1 more at 1.

PLAYER BIOS



MM;b\h`H|tH\b\h`mi bpg\mth`\nj i ;no\odhad`n;Qo`s\i nD

W	DATE	OPPONENT	P/S	TACKLES						INTERCEPTIONS					FUMBLES				ST				MISC		W/L	SCORE		
				TK	S	A	SK	YDS	TFL	YDS	QBH	NO	YDS	LG	TD	PD	FF	FR	TD	YDS	TK	S	A	FF			FR	S
06	10/17	at Colts																									L	3-31
07	10/24	at Cardinals																									L	5-31
08	10/31	Rams																									L	22-38
09	11/07	at Dolphins																									L	9-17
11	11/21	at Titans																									W	22-13
12	11/28	Jets																									L	14-21
13	12/05	Colts																									L	0-31
14	12/12	Seahawks																									L	13-33
15	12/19	at Jaguars																									W	30-16
16	12/26	Chargers	S	3	2	1	0.5	4.0	1	0	1	0	0	0	0	0	0	0	0	0	0	0	0	0	0	0	W	41-29
17	01/02	at 49ers	P	1	1	0	0.0	0.0	1	2	1	0	0	0	0	0	0	0	0	0	0	0	0	0	0	0	L	7-23
18	01/09	Titans	P	1	0	1	0.0	0.0	0	0	1	0	0	0	0	0	0	0	0	0	0	0	0	0	0	0	L	25-28
2021 TOTALS			3-1	5	3	2	0.5	4.0	2	2	3	0	0	0	0	0	0	0	0	0	0	0	0	0	0	0	3-9	



DREW
ESTRADA



81
WIDE RECEIVER

Ht: 6-0 Wt: 196
DOB: 7/24/1997 College: Baylor
Texans Season: R NFL Season: R
Acquired: UDFA-'22

TRANSACTIONS: Signed with the Houston Texans as a college free agent on May 13, 2022.

COLLEGE:

- ✦ Played one season (2021) at Baylor University in Waco, Texas, where he appeared in 12 games (five starts) and finished third on the team in receiving yards (367) and fourth in receptions (30)
- ✦ Spent four seasons (2016-19) at Dartmouth College in Hanover, N.H., where he played in 29 games and finished ranked 14th all-time at Dartmouth with 2,392 career all-purpose yards, 12th in career receptions (110) and 15th in receiving yards (1,418)

2021 (Baylor):

- ✦ Appeared in 12 games (five starts) and totaled 30 receptions for 367 yards and one touchdown
- ✦ Led the team with a season-high six catches and 88 receiving yards at Oklahoma State (10/2)
- ✦ Recorded a season-high 90 receiving yards vs. West Virginia (10/9)
- ✦ Rushed the ball twice for five yards and had a 16-yard reception vs. Oklahoma (11/13)
- ✦ Registered 33 receiving yards and a touchdown vs. Oklahoma State in the Big 12 Championship Game (12/4)

2020 (Dartmouth):

- ✦ The Ivy League did not have a football season due to COVID-19

2019 (Dartmouth):

- ✦ Played in 10 games and recorded 827 receiving yards, 51 receptions, eight receiving touchdowns, 222 rushing yards and one rushing score
- ✦ Also registered 255 punt return yards, one punt return touchdown and 67 kick return yards
- ✦ Made All-Ivy League Second Team as a wide receiver and return specialist
- ✦ Led the Ivy League and ranked 13th nationally in all-

purpose yards per game (137.1)

- ✦ Posted his first career 100-yard game at Jacksonville (9/21), hauling in six receptions for 104 yards and two touchdowns
- ✦ Caught five receptions for 203 receiving yards and two touchdowns vs. Yale (10/12)
- ✦ Recorded a Dartmouth career-high 14 receptions, 193 receiving yards and two touchdowns at Brown (11/23)

2018 (Dartmouth):

- ✦ Appeared in nine games, finishing with 273 receiving yards, a team-high 27 receptions, one receiving touchdown, 140 rushing yards and one rushing touchdown
- ✦ Notched seven receptions for 70 yards and one touchdown at Holy Cross (9/22)
- ✦ Had 57 all-purpose yards with 26 rushing yards on four carries and 31 receiving yards vs. Penn (9/29)

2017 (Dartmouth):

- ✦ Saw action in 10 games and ranked second in receptions (32) and receiving yards (318), also running the ball for 106 yards on 22 carries
- ✦ Recorded his first collegiate career catch vs. Holy Cross (9/23)
- ✦ Ran for 52 yards on nine carries at Penn (9/29)
- ✦ Registered his first career touchdown vs. Columbia (10/21)

2016 (Dartmouth):

- ✦ Did not see game action due to injury

PERSONAL:

- ✦ Attended Argyle (Texas) High School and caught 67 passes for 1,071 yards and eight touchdowns as a senior
- ✦ Added 348 rushing yards and nine rushing touchdowns in his senior season
- ✦ Was a four-year letterman in football
- ✦ Served as a captain for the football and soccer teams as a senior and also competed in track for three years



KA'IMI
FAIRBAIRN



7
KICKER

Ht: 6-0 Wt: 183
DOB: 1/29/1994 College: UCLA
Texans Season: 7 NFL Season: 7
Acquired: CFA-'16

TRANSACTIONS: Signed by the Houston Texans as a college free agent on May 6, 2016...Signed a contract extension with the Texans on March 10, 2020...Placed on the Texans Reserve/Injured List on Sept. 8, 2021...Activated from the Texans Reserve/Injured List on Oct. 2, 2021...Placed on the Reserve/COVID-19 List on Dec. 22, 2021...Activated from the Reserve/COVID-19 List on Dec. 29, 2021.

CAREER:

- ✦ Has totaled the second-most points in franchise history (518) behind K Kris Brown
- ✦ Owns the most 50-plus yard field goals made in Texans history (18)
- ✦ Set franchise records and led the NFL in points scored (150) and field goals made (37) in 2018

2021 (Houston 13/0):

- ✦ Played in 13 games after returning from the Reserve/Injured List and connected on 15-of-19 field goal attempts (78.9 percent) on the season, including a franchise-record 61-yard kick, and converted 13-of-16 extra point attempts (81.3 percent), totaling 58 points on the season
- ✦ Made his season debut at Buffalo (10/3) after spending the first three weeks on the Reserved/Injured List
- ✦ Connected on his first field goal attempt of the season, a 33-yarder, vs. New England (10/10)
- ✦ Set the franchise record for career 50-yards-plus field goals made, connecting on the 15th of his career, a 53-yarder, at Arizona (10/24)
- ✦ Scored nine points and connected on three-of-three field goal attempts at Miami (11/7)
- ✦ Scored 10 points and connected on three-of-three field goal attempts (long of 43 yards) and one-of-two extra point attempts at Tennessee (11/21)
- ✦ Connected on two-of-two field goal attempts and made one extra point attempt vs. Seattle (12/12). Converted a 61-yard field goal in the second quarter, establishing a new career long, franchise record and NRG Stadium record for longest made field goal. Reached 500 career points, joining K Kris Brown as the only players to score 500-plus points as a Texan
- ✦ Scored a season-high 12 points on three made field goals and three made extra point attempts at Jacksonville (12/19). Converted a season-high two field goals from 50

yards-plus

2020 (Houston 16/0):

- ✦ Notched the second-most points (118), field goals made (27) and second-best field goal percentage (87.1) in a single season in his career
- ✦ Converted two extra points at Kansas City (9/10)
- ✦ Scored 10 points on three made field goals and one made extra point to post his 14th career game with at least 10 points scored
- ✦ Totaled 11 points on three made field goals and two made extra point attempts, including a season-long 50-yard field goal vs. Minnesota (10/4)
- ✦ Scored a season-best 12 points on three made field goals and three made extra point attempts vs. Jacksonville (10/11)
- ✦ Scored eight points on two made field goals and two made extra point attempts vs. Green Bay (10/25), passing Andre Johnson (388) for third-most points scored in franchise history
- ✦ Scored nine points and eclipsed 400 points scored in his career, becoming the third Texan to do so (Kris Brown and Arian Foster) at Jacksonville (11/8)
- ✦ Notched the second punt of his NFL career at Cleveland (11/15) on a 26-yarder that pinned the Browns at the four-yard line
- ✦ Scored nine points on two made field goals and three made extra point attempts vs. New England (11/22) and passed Arian Foster (410) for the second-most points scored in franchise history
- ✦ Totaled nine points on two made field goals and three made extra point attempts at Detroit (11/26)
- ✦ Scored eight points on two made field goals and two made extra point attempts vs. Indianapolis (12/6) and joined Kris Brown as the only kickers in franchise history with 20 made field goals in four straight seasons
- ✦ Totaled eight points on two made field goals and two made extra point attempts at Indianapolis (12/20) and became the first player in Texans history with at least 90 points in four consecutive seasons
- ✦ Scored a season-high 14 points on four made field goals and two made extra point attempts vs. Tennessee (1/3/21)

2019 (Houston 16/0, 2/0):

- ✦ Scored 100 points on the season, connecting on 20-of-25



field goal attempts (80.0 percent) and 40-of-45 extra point attempts (88.9 percent)

- ✦ Went 2-for-2 on field goal attempts and added an extra point in the win vs. Jacksonville (9/15). Extended his streak to 17 field goals made without a miss, dating back to Week 12 of the 2018 season, which marked the second-longest streak in team history (Neil Rackers: 18, 2010-11)
- ✦ Scored four points on one made field goal and one made extra point attempt vs. Carolina (9/29). Passed Neil Rackers (259) for fifth on the franchise's all-time scoring list with 260 and also passed Neil Rackers (59) for the third-most field goals made in franchise history with his 60th
- ✦ Scored 11 points on two made field goals and five made extra point attempts vs. Atlanta (10/6). Passed Randy Bullock (61) for the second-most career field goals made in franchise history
- ✦ Connected on 3-of-3 field goal attempts and added two made extra points, scoring 11 points at Indianapolis (10/20). Notched his 10th career game with three-or-more made field goals
- ✦ Scored nine points on two made field goals (33, 40) and three made extra point attempts vs. Oakland (10/27)
- ✦ Scored six points on one made field goal and three made extra point attempts vs. Denver (12/8), including a season-long 54-yard field goal
- ✦ Connected on a 29-yard field goal attempt in the fourth quarter to extend Houston's lead to 24-14 and added three made extra point attempts at Tennessee (12/15)
- ✦ Went 3-for-3 on field goal attempts and added two extra points at Tampa Bay (12/21). Logged his first career punt for 26 yards and landed it on the Buccaneers' 10-yard line
- ✦ Scored six points on two made field goal attempts in the Wild Card Round vs. Buffalo (1/4/20), including a 28-yard game-winning field goal in overtime, notching the first game-winning field goal in the postseason in Texans history

2018 (Houston 16/0, 1/0):

- ✦ Set franchise records and led the NFL in points scored (150) and field goals made (37) in 2018
- ✦ Connected on his final 15 field goal attempts of the season
- ✦ Connected on both field goal attempts, two extra points and recorded touchbacks on four of his five kickoffs at New England (9/9)
- ✦ Made all three field goal attempts, including a season-long 54-yarder, and one extra point vs. the N.Y. Giants (9/23)
- ✦ Connected on 3-of-4 field goals including a 29-yarder to tie the game in overtime and his first career game-winning field goal, a 37-yarder, at Indianapolis (9/30)
- ✦ Scored 13 total points on four made field goals and one made extra point attempt vs. Dallas (10/7). Made a game-winning 36-yard field goal in overtime, becoming the first kicker to hit game-winning field goals in overtime in consecutive games since Eagles K David Akers in Weeks 10-11 of the 2000 season
- ✦ Scored eight total points on two made field goals and two made extra points at Jacksonville (10/21)
- ✦ Scored 11 total points on three made field goals and two made extra point attempts at Washington (11/18)
- ✦ Made two field goals and three extra points vs. Tennessee (11/26). Set the franchise record for the most points

scored through 12 weeks of a season

- ✦ Scored 17 total points on five made field goals and two made extra point attempts vs. Cleveland (12/2). Set new single-game career highs with five made field goals and 17 points scored and broke the franchise record for the most points scored through 13 weeks of a season with 116
- ✦ Connected on all five field goal attempts and two extra point attempts at the N.Y. Jets (12/15). Tied his season high for points scored (17) and field goals made (five)
- ✦ Scored six total points on one made field goal and three made extra point attempts at Philadelphia (12/23). Passed Shayne Graham (138 in 2012) for the most points scored in a single season in franchise history
- ✦ Scored eight total points on two made field goals and two made extra point attempts and passed Nick Novak (35 in 2016) for the most field goals made in a single season in Texans history (37) vs. Jacksonville (12/30)
- ✦ Connected on one extra point attempt in his postseason debut in the Wild Card Round vs. Indianapolis (1/5/19)

2017 (Houston 16/0):

- ✦ Made 11 straight field goal attempts to start the 2017 season, the most consecutive field goals made to start a Texans career in franchise history
- ✦ Recorded 49 touchbacks, which set a single-season franchise record and tied for the seventh-most touchbacks in the NFL in 2017
- ✦ Produced 92 points, which is the most by a first-year player in Texans history and the third-most by a rookie in 2017
- ✦ Added one extra point while recording touchbacks on both his kicks in his NFL debut vs. Jacksonville (9/10)
- ✦ Attempted and made his first two career field goals while accounting for over half of the team's points at Cincinnati (9/14)
- ✦ Converted all four field goals and three extra point attempts to produce 15 points at New England (9/24)
- ✦ Tallied three field goal conversions and six extra points to produce 15 total points of offense for the second consecutive week vs. Tennessee (10/1)
- ✦ Extended his franchise record by converting his 11th straight kick to start his Texans career at Seattle (10/29)
- ✦ Scored 10 total points on three made field goal attempts and one extra point conversion at Baltimore (11/27)
- ✦ Connected on a 55-yard field goal and added an extra point vs. San Francisco (12/10)
- ✦ Launched a 52-yard field goal, converted on another kick and added on successfully extra point try at Indianapolis (12/31)

2016 (Houston 0/0, 0/0):

- ✦ Placed on the Reserve/Injured List on Aug. 30

COLLEGE:

- ✦ Played four seasons (2012-15) at the University of California, Los Angeles
- ✦ Lou Groza Award winner in 2015
- ✦ Became the all-time leading scorer for the Pac-12 Conference and UCLA during the 2015 season
- ✦ A consensus first-team All-America selection (AP, FWA, AFCA, Walter Camp, SI.com) following his senior season
- ✦ Finished his career by connecting on 41 straight field goal attempts from 35 yards
- ✦ Tied a UCLA record by connecting on a 60-yard field goal in 2015

PLAYER BIOS



- Handled all of the Bruins' placekicking duties in his four seasons with the program
- Added kickoff duty during his last three seasons at UCLA
- First Bruin to score more than 100 points in four straight seasons

PERSONAL:

- Full name is John Christian Ka'iminoeauloameka'ikeokekumupa'a Fairbairn
- Attended Punahou School in Honolulu
- Name is pronounced Ka'imi (Kuh-EE-me) Fairbairn (Fair-Bairn)
- Two-star recruit according to Rivals.com and Scout.com
- As a senior, put 95 percent of his kickoffs into the end zone, and hit 13-of-18 field goal tries, including one from 55 yards

- Named first-team All-State as a senior and junior and to the All-ILH Division Team
- Earned second-team all-state honors as a sophomore
- Three-year winner of the Special Team MVP Award
- Also played soccer (central defender) for coach Dave Trifonovitch
- Named first-team all-state as a senior and junior for the two-time state champs
- ILH Defensive Player of the Year his last two seasons.
- Born in Kailua, Hawaii
- Parents are John and Rochelle Fairbairn
- Has one younger brother, Kona, and one younger sister, Kiara
- Earned a spot on the UCLA Athletic Director's Honor Roll in Fall 2012, Spring 2015
- Hobbies include playing golf

f \Bh d a \d r j \d n i B h i a g m b p g \m n \n j i ; f d f d b ; n o \o d o d n

DATE	TEAM	GP	FGM	FGA	PCT.	LG	XP	XPA	PCT.	BLK	PTS
2016	Texans	0	0	0	0.0	0	0	0	0.0	0	0
2017	Texans	16	20	25	80.0	55	32	35	91.4	0	92
2018	Texans	16	37	42	88.1	54	39	41	95.1	0	150
2019	Texans	16	20	25	80.0	54	40	45	88.9	0	100
2020	Texans	16	27	31	87.1	54	37	40	92.5	0	118
2021	Texans	13	15	19	78.9	61	13	16	81.3	0	58
NFL TOTALS		77	119	142	83.8	61	161	177	91.0	0	518

f \Bh d a \d r j \d n i B h i a g k j n o n \n j i ; f d f d b ; n o \o d o d n

DATE	TEAM	GP	FGM	FGA	PCT.	LG	XP	XPA	PCT.	BLK	PTS
2018	Texans	1	0	0	0.0	0	1	1	100.0	0	1
2019	Texans	2	3	4	75.0	41	4	4	100.0	0	13
NFL TOTALS		3	3	4	75.0	41	5	5	100.0	0	14

f \Bh d a \d r j \d n i B h i a g m b p g \m n \n j i ; a d g H j \g ; \^ ^ p m \^ t ; n o \o d o d n

DATE	TEAM	1-19	PCT.	20-29	PCT.	30-39	PCT.	40-49	PCT.	50+	PCT.
2016	Texans	0-0	0.0	0-0	0.0	0-0	0.0	0-0	0.0	0-0	0.0
2017	Texans	0-0	0.0	3-4	75.0	8-10	80.0	6-7	85.7	3-4	75.0
2018	Texans	1-1	100.0	9-9	100.0	11-11	100.0	12-15	80.0	4-6	66.7
2019	Texans	0-0	0.0	5-5	100.0	8-8	100.0	4-6	66.7	3-6	50.0
2020	Texans	0-0	0.0	8-8	100.0	9-9	100.0	6-8	75.0	4-6	66.7
2021	Texans	0-0	0.0	4-4	100.0	5-5	100.0	2-4	50.0	4-6	66.7
NFL TOTALS		1-1	100.0	29-30	96.7	41-43	95.3	30-40	75.0	18-28	64.3

f \Bh d a \d r j \d n i B h i a g k j n o n \n j i ; a d g H j \g ; \^ ^ p m \^ t ; n o \o d o d n

DATE	TEAM	1-19	PCT.	20-29	PCT.	30-39	PCT.	40-49	PCT.	50+	PCT.
2018	Texans	0-0	0.0	0-0	0.0	0-0	0.0	0-0	0.0	0-0	0.0
2019	Texans	0-0	0.0	1-1	100.0	1-1	100.0	1-1	100.0	0-1	0.0
NFL TOTALS		0-0	0.0	1-1	100.0	1-1	100.0	1-1	100.0	0-1	0.0

PLAYER BIOS



nd bg`Hb\h` ;cðcnlf d`f`m

Field Goals Made	5 at New York Jets, Dec 15, 2018 ...1 more at 5.	Points	17 at New York Jets, Dec 15, 2018 ...1 more at 17.
Field Goal Attempts	5 at New York Jets, Dec 15, 2018 ...3 more at 5.	Special Teams Tackles	1 vs. Denver Broncos, Dec 08, 2019 ...2 more at 1.
Longest Field Goals Made	61 vs. Seattle Seahawks, Dec 12, 2021	Kickoff Average	66.8 vs. Indianapolis Colts, Dec 06, 2020
Longest Field Goals Attempt	59 at Indianapolis Colts, Sep 30, 2018	Extra Point Attempt Percentage	100.0 vs. Miami Dolphins, Oct 25, 2018 ...1 more at 100.0.
PATs Made	6 vs. Miami Dolphins, Oct 25, 2018 ...1 more at 6.	Field Goal Percentage	100.0 vs. Tennessee Titans, Jan 03, 2021 ...3 more at 100.0.
PAT Attempts	7 vs. Atlanta Falcons, Oct 06, 2019 ...1 more at 7.		

nd bg`Hb\h` ;cðcn;Hkj non` \nj i lf d`f`m

Field Goals Made	2 vs. Buffalo Bills, Jan 04, 2020	PATs Made	4 at Kansas City Chiefs, Jan 12, 2020
Field Goal Attempts	2 at Kansas City Chiefs, Jan 12, 2020 ...1 more at 2.	PAT Attempts	4 at Kansas City Chiefs, Jan 12, 2020
Longest Field Goals Made	41 vs. Buffalo Bills, Jan 04, 2020	Points	7 at Kansas City Chiefs, Jan 12, 2020
Longest Field Goals Attempt	51 at Kansas City Chiefs, Jan 12, 2020	Kickoff Average	62.7 at Kansas City Chiefs, Jan 12, 2020

MKM;b\h`H t Hb\h` ;m`bpg/mth` \nj i ;no\odod`n;ð` s`i nD

W	DATE	OPPONENT	FIELD GOALS				EXTRA POINTS				W/L	SCORE	
			FGM	FGA	PCT	LG	XP	XPA	PCT	BLK			PTS
01	09/12	Jaguars										W	37-21
02	09/19	at Browns										L	21-31
03	09/23	Panthers										L	9-24
04	10/03	at Bills	P	0	0	0.0	0	0	0	0.0	0	L	0-40
05	10/10	Patriots	P	1	2	50.0	33	1	3	33.3	0	L	22-25
06	10/17	at Colts	P	1	1	100.0	31	0	0	0.0	0	L	3-31
07	10/24	at Cardinals	P	1	1	100.0	53	0	0	0.0	0	L	5-31
08	10/31	Rams	P	0	1	0.0	0	2	2	100.0	0	L	22-38
09	11/07	at Dolphins	P	3	3	100.0	40	0	0	0.0	0	L	9-17
11	11/21	at Titans	P	3	3	100.0	43	1	2	50.0	0	W	22-13
12	11/28	Jets	P	0	1	0.0	0	2	2	100.0	0	L	14-21
13	12/05	Colts	P	0	0	0.0	0	0	0	0.0	0	L	0-31
14	12/12	Seahawks	P	2	2	100.0	61	1	1	100.0	0	L	13-33
15	12/19	at Jaguars	P	3	3	100.0	52	3	3	100.0	0	W	30-16
16	12/26	Chargers										W	41-29
17	01/02	at 49ers	P	0	1	0.0	0	1	1	100.0	0	L	7-23
18	01/09	Titans	P	1	1	100.0	31	2	2	100.0	0	L	25-28
2021 TOTALS			13	15	19	78.9	61	13	16	81.3	0	58	4-13



JACOBI
FRANCIS



38
DEFENSIVE BACK

Ht: 5-10 Wt: 191
DOB: 9/6/1998 College: Memphis
Texans Season: R NFL Season: R
Acquired: UDFA-'22

TRANSACTIONS: Signed with the Houston Texans as a college free agent on May 13, 2022.

COLLEGE:

- ✦ Played five seasons (2017-21) at the University of Memphis (Tenn.), appearing in 61 career games and amassing 129 tackles (103 solo), 10.5 tackles for loss, six interceptions, 35 passes defended, one forced fumble and one fumble recovery

2021 (Memphis):

- ✦ Was one of just six Tigers to start all 12 games, finishing with 36 tackles (30 solo), 4.5 tackles for loss, a team-high two interceptions, one quarterback hit and seven passes defended as a fifth-year senior
- ✦ Notched seven tackles and one pass defended in the victory at Arkansas State (9/11)
- ✦ Recorded seven tackles, 2.5 tackles for loss and two interceptions vs. East Carolina (11/13)

2020 (Memphis):

- ✦ Started all nine games he appeared in and totaled 28 tackles (24 solo), three tackles for loss, two interceptions and nine passes defended as a redshirt senior
- ✦ Tallied a season-best three passes defended at SMU (10/3)
- ✦ Had a season-high seven tackles in the win vs. UCF (10/17)
- ✦ Recorded an interception in back-to-back games vs. Temple (10/24) and at Cincinnati (10/31)

2019 (Memphis):

- ✦ Started all 14 games, helping Memphis to a 12-2 record and the Goodyear Cotton Bowl for the program's first outright American Athletic Conference Championship. Amassed 35 tackles (26 solo), one interception and nine passes defended as a redshirt junior
- ✦ Recovered a botched extra point attempt and returned it for two points in the win at South Alabama (9/14)
- ✦ Made a season-high five tackles at Temple (10/12) and

also tallied five tackles in the win vs. SMU (11/2)

- ✦ Recorded his second career interception in the regular season finale win vs. Cincinnati (11/29), helping Memphis earn a spot in the AAC Championship Game

2018 (Memphis):

- ✦ Played in all 14 games and was credited with 24 tackles (18 solo), three tackles for loss, one interception, four passes defended, one forced fumble and one fumble recovery as a redshirt sophomore
- ✦ Was the only Memphis defender to register an interception, forced fumble and fumble recovery
- ✦ Recorded his first collegiate forced fumble in the season opener vs. Mercer (9/1)
- ✦ Logged a career-high six tackles (three solo) in addition to one pass defended at Tulane (9/28)
- ✦ Registered his first collegiate interception in a home win vs. Connecticut (10/6), also tallying three tackles (two solo)
- ✦ Credited with his first career tackle for loss vs. UCF (10/13)

2017 (Memphis):

- ✦ Saw action in 12 games and totaled six tackles (five solo), four passes defended and one quarterback hit as a redshirt freshman
- ✦ Had a season-high two tackles (one solo) in the win at Houston (10/19)

PERSONAL:

- ✦ Attended Newton High School in Covington, Ga., where he helped the team to a combined 16-7 record over his final two seasons
- ✦ Logged over 50 tackles and two interceptions in two varsity seasons
- ✦ Earned 2015 All-Newton County honorable mention distinction



ROYCE
FREEMAN



26
RUNNING BACK

Ht: 6-0 Wt: 238
DOB: 2/24/1996 College: Oregon
Texans Season: 2 NFL Season: 5
Acquired: W-'21 (CAR)

TRANSACTIONS: Selected by the Denver Broncos in the third round (71st overall) of the 2018 NFL Draft...Waived by the Broncos on Sept. 1, 2021...Acquired via waivers by the Carolina Panthers from the Broncos on Sept. 2, 2021...Waived by the Panthers on Nov. 8, 2021...Acquired via waivers by the Houston Texans from the Panthers on Nov. 9, 2021...Re-signed with the Texans as an unrestricted free agent on March 25, 2022.

2021 (Carolina 8/0; Houston 7/1):

- ✦ Played in eight games for the Panthers before being claimed by the Texans off waivers and appearing in seven games (one start). Amassed 169 yards on 56 carries (3.0 avg.) and 10 receptions for 77 receiving yards (7.7 avg.) on the season, including 35 rushes for 92 yards (2.6 avg.) and seven catches for 62 yards (8.9 avg.) during his time with the Texans
- ✦ Rushed 21 times for 77 yards (3.7 avg.) and hauled in three receptions for 15 yards (5.0 avg.) in eight games with the Panthers
- ✦ Recorded 25 rushing yards on six carries (4.2 avg.) for the Panthers at Atlanta (10/31)
- ✦ Played in his first game as a Texan vs. the N.Y. Jets (11/28), earning snaps on special teams
- ✦ Notched six receptions for a career-high 51 receiving yards and finished with 11 carries for 15 yards (1.5 avg.) vs. Seattle (12/12)
- ✦ Rushed for a season-high 34 yards on 12 carries (2.8 avg.) vs. the L.A. Chargers (12/26)
- ✦ Recorded six carries for 25 yards (4.2 avg.) at San Francisco (1/2/22)

2020 (Denver 16/0):

- ✦ Ran 35 times for 170 yards (4.9 avg.) and caught 12 passes for 81 yards (6.8 avg.), appearing in every game for the Broncos
- ✦ Rushed eight times for 26 yards (3.3 avg.) and caught one pass for four yards at New England (10/18)
- ✦ Logged a season-high 50 rushing yards on eight carries (6.3 avg.) vs. New Orleans (11/29)

2019 (Denver 16/0):

- ✦ Appeared in every game for Denver, logging 132 carries for 496 yards (3.8 avg.) and three touchdowns, along with 43 receptions for 256 yards (6.0 avg.) and a receiving touchdown. Posted a career-high 752 yards from scrimmage

- ✦ Notched a season-high 102 yards from scrimmage vs. Chicago (9/15), with 11 carries for 54 yards (4.9 avg.) and five receptions for 48 yards (9.6 avg.)
- ✦ Posted season highs in carries (15) and rushing yards (63), averaging 4.3 yards per carry and caught four passes for 10 yards (2.5 avg.) at Green Bay (9/22)
- ✦ Recorded 13 rushing attempts for 61 yards (4.7 avg.) and notched two receptions for six yards at the L.A. Chargers (10/6)
- ✦ Scored his first rushing touchdown of the season vs. Kansas City (10/17), with 10 carries for 35 yards (3.5 avg.) and four receptions for 32 yards (8.0 avg.)
- ✦ Recorded his first career receiving touchdown at Houston (12/8) and rushed eight times for 24 yards (3.0 avg.)

2018 (Denver 14/8):

- ✦ Started eight games as a rookie and posted a career-high 521 rushing yards on 130 carries (4.0 avg.) with five rushing touchdowns, also tallying 14 receptions for 72 yards (5.1 avg.)
- ✦ Logged a career-high 71 rushing yards on 15 carries (4.7 avg.) in his first career game vs. Seattle (9/9)
- ✦ Scored his first career rushing touchdown vs. Oakland (9/16), rushing eight times for 28 yards (3.5 avg.)
- ✦ Posted 13 rushes for 53 yards (4.1 avg.) and a touchdown and recorded his first career catch for five yards at Baltimore (9/23)
- ✦ Recorded a career-high 17 carries, gaining 60 yards on the ground (3.5 avg.) and caught eight passes for 43 yards (5.4) vs. the L.A. Chargers (12/30)

COLLEGE:

- ✦ Played four seasons (2014-17) at the University of Oregon in Eugene, Ore., rushing for 5,621 yards and 60 touchdowns on 947 attempts (5.9 avg.) while adding 79 receptions for 814 yards (10.3 avg.) and four touchdowns
- ✦ Set the Pac-12 career rushing touchdown record with 60
- ✦ Earned Second-Team All-Pac-12 honors as a senior, following a campaign in which he garnered 1,475 rushing yards, his third season with over 1,000 yards rushing, and 16 touchdowns on 244 attempts
- ✦ Recorded nine touchdowns and 945 rushing yards, starting 10 games as a junior in 2016 and earning honorable mention all-conference recognition
- ✦ Voted a second-team All-American by the Football Writers Association of America as a sophomore, breaking

PLAYER BIOS



Oregon's program rushing record with 1,836 yards
 Gained 1,523 all-purpose yards as a freshman, earning Freshman All-American honors as well as Pac-12 Freshman Offensive Player of the Year recognition

PERSONAL:

Attended Imperial High School in Imperial, Calif., where he became the San Diego Section record-holder for career

rushing yards (7,606), career rushing touchdowns (111) and career points scored (724)

- Rushed for 2,482 yards on 201 carries and ran for 34 touchdowns as a senior
- Was considered a five-star recruit by Scout.com and was listed as the eighth-ranked running back in the nation in 2014

2021 Season Statistics

DATE	TEAM	GP	GS	RUSHING					RECEIVING				
				NO.	YDS.	AVG.	LG	TD	NO.	YDS.	AVG.	LG	TD
2018	Broncos	14	8	130	521	4.0	24	5	14	72	5.1	9	0
2019	Broncos	16	0	132	496	3.8	26	3	43	256	6.0	19	1
2020	Broncos	16	0	35	170	4.9	23	0	12	81	6.8	28	0
2021	Panthers	8	0	21	77	3.7	13	0	3	15	5.0	8	0
2021	Texans	7	1	35	92	2.6	13	0	7	62	8.9	12	0
2021	TOTAL	15	1	56	169	3.0	13	0	10	77	7.7	12	0
NFL TOTALS		61	9	353	1,356	3.8	26	8	79	486	6.2	28	1

2021 Season Highlights

- | | |
|---|--|
| Rush Attempts 17 vs. Los Angeles Chargers, Dec 30, 2018 | Receiving Average 9.6 vs. Chicago Bears, Sep 15, 2019 |
| Rushing Yards 71 vs. Seattle Seahawks, Sep 09, 2018 | Longest Receptions 28 vs. Tampa Bay Buccaneers, Sep 27, 2020 |
| Rushing Average 8.4 vs. Kansas City Chiefs, Oct 01, 2018 | Receiving TDs 1 at Houston Texans, Dec 08, 2019 |
| Longest Runs 26 at Oakland Raiders, Sep 09, 2019 | All-Purpose Yards 103 vs. Los Angeles Chargers, Dec 30, 2018 |
| Rushing TDs 1 vs. Detroit Lions, Dec 22, 2019
...7 more at 1. | Special Teams Tackles 2 vs. Tennessee Titans, Jan 09, 2022 |
| Receptions 8 vs. Los Angeles Chargers, Dec 30, 2018 | Most TDs 1 vs. Detroit Lions, Dec 22, 2019
...8 more at 1. |
| Receiving Yards 51 vs. Seattle Seahawks, Dec 12, 2021 | Miscellaneous Tackles 1 vs. Tennessee Titans, Oct 13, 2019 |

PLAYER BIOS



2021 Season Statistics

W	DATE	OPPONENT	P/S	RUSHING					RECEIVING					W/L	SCORE	
				NO.	YDS.	AVG.	LG	TD	NO.	YDS.	AVG.	LG	TD			
01	09/12	Jets	P	0	0	0.0	0	0	0	0	0.0	0	0	0	W	19-14
02	09/19	Saints	P	0	0	0.0	0	0	0	0.0	0	0	0	W	26-7	
03	09/23	at Texans	P	5	17	3.4	13	0	1	8	8.0	8	0	W	24-9	
04	10/03	at Cowboys	P	3	12	4.0	6	0	0	0	0.0	0	0	L	28-36	
05	10/10	Eagles	P	3	2	0.7	3	0	1	6	6.0	6	0	L	18-21	
06	10/17	Vikings	P	1	3	3.0	3	0	0	0	0.0	0	0	L	28-34+	
07	10/24	at Giants	P	3	18	6.0	7	0	1	1	1.0	1	0	L	3-25	
08	10/31	at Falcons	P	6	25	4.2	6	0	0	0	0.0	0	0	W	19-13	
09	11/07	Patriots												L	6-24	
INACTIVE																
Went from Panthers to Texans .																
11	11/21	at Titans												W	22-13	
12	11/28	Jets	P	0	0	0.0	0	0	0	0.0	0	0	0	L	14-21	
13	12/05	Colts	P	3	10	3.3	5	0	1	11	11.0	11	0	L	0-31	
14	12/12	Seahawks	P	11	15	1.4	8	0	6	51	8.5	12	0	L	13-33	
15	12/19	at Jaguars	P	3	8	2.7	4	0	0	0	0.0	0	0	W	30-16	
16	12/26	Chargers	P	12	34	2.8	13	0	0	0	0.0	0	0	W	41-29	
17	01/02	at 49ers	S	6	25	4.2	8	0	0	0	0.0	0	0	L	7-23	
18	01/09	Titans	P	0	0	0.0	0	0	0	0.0	0	0	0	L	25-28	
2021 TOTALS			15-1	56	169	3.0	13	0	10	77	7.7	12	0	7-10		

+ - Overtime



KENYON
GREEN

59
OFFENSIVE LINEMAN



Ht: 6-4 Wt: 323
DOB: 3/15/2001 College: Texas A&M
Texans Season: R NFL Season: R
Acquired: DTB-'22

TRANSACTIONS: Selected by the Houston Texans in the first round (15th overall) of the 2022 NFL Draft.

COLLEGE:

- ✦ Played three seasons (2019-21) at Texas A&M in College Station, Texas, where he started 35 games along the offensive line

2021 (Texas A&M):

- ✦ Started all 12 games at four different positions on the offensive line, earning first-team All-America honors from the Associated Press and Sporting News and second-team All-America honors from Walter Camp and the FWAA
- ✦ Selected as Texas A&M's Offensive MVP and earned the team's Leadership Award at the annual team banquet
- ✦ Named SEC Offensive Lineman of the Week after Texas A&M compiled 595 yards of total offense in a season-opening win vs. Kent State (9/4)
- ✦ Helped the Aggies rush for 283 yards in a win at Missouri (10/16), earning SEC Offensive Lineman of the Week honors again
- ✦ Selected as SEC Offensive Lineman of the Week (his third time this season) for his performance in a win vs. South Carolina (10/23)

2020 (Texas A&M):

- ✦ Started all 10 games at left guard, earning first-team All-America selections from the FWAA and Sporting News and second-team All-America honors from NFCA, the Associated Press and Walter Camp
- ✦ Earned second-team All-SEC honors and was named a semifinalist for the Outland Trophy


- ✦ Was a part of an offensive line unit that was named a finalist for the Joe Moore Award after leading the SEC in sacks allowed (0.7), tackles for loss allowed (3.8) and yards per carry (5.45)
- ✦ Helped the Aggies total 450 yards of total offense at Alabama (10/3)
- ✦ Blocked for the Aggies as they racked up 543 yards of offense in the win vs. Florida (10/10), including 205 yards rushing
- ✦ Helped Texas A&M tally 457 yards of total offense in the 41-27 Orange Bowl victory vs. North Carolina (1/2/21)

2019 (Texas A&M):

- ✦ Started all 13 games and was named to the SEC All-Freshman Team, voted on by the league's head coaches
- ✦ Earned the Offensive Top Newcomer Award at the annual team banquet
- ✦ Earned the start at right guard in his collegiate debut vs. Texas State (8/29), helping clear the way for a pair of 100-yard rushers
- ✦ Blocked for the Aggies as they totaled over 200 rushing yards, four rushing touchdowns and 441 yards of total offense vs. Mississippi State (10/26)

PERSONAL:

- ✦ Attended Atascocita High School in Humble, Texas, where he helped the team average over 460 yards of offense per game as a senior
- ✦ Named to Dave Campbell's Texas Football Tops in Texas First Team and was named the Houston area UIL Offensive Player of the Year by the Houston Touchdown Club
- ✦ Was an Under Armour and Army All-American



RASHEEM
GREEN

92

DEFENSIVE LINEMAN



Ht: 6-4 Wt: 279
 DOB: 5/15/1997 College: USC
 Texans Season: 1 NFL Season: 4
 Acquired: UFA-'22 (SEA)

TRANSACTIONS: Selected by the Seattle Seahawks in the third round (79th overall) of the 2018 NFL Draft...Placed on the Reserve/Injured List on Sept. 25, 2020...Activated from the Reserve/Injured List on Nov. 7, 2020...Signed with the Houston Texans as an unrestricted free agent on May 2, 2022.

2021 (Seattle 17/16):

- ✦ Posted career highs in games started (16), tackles (48 total, 27 solo), sacks (6.5), passes defended (four), quarterback hits (15) and tackles for loss (six)
- ✦ Tied a career high with six tackles (five solo) vs. the L.A. Rams (10/7)
- ✦ Notched two tackles (one solo), one sack, two quarterback hits and one tackle for loss at Green Bay (11/14)
- ✦ Blocked K Joey Slye's extra point attempt before halftime and returned it for two points at Washington (11/29)
- ✦ Logged five tackles (two solo), one sack, one quarterback hit and one tackle for loss at the L.A. Rams (12/21)
- ✦ Tallied a career-high 2.0 sacks and four passes defended in addition to two tackles (both solo) and two tackles for loss vs. Chicago (12/26)

2020 (Seattle 10/0, 1/0):

- ✦ Finished with 10 tackles (seven solo), 2.0 sacks, six quarterback hits, two tackles for loss and one fumble recovery in 10 games played
- ✦ Opened the season with two tackles (one solo) at Atlanta (9/13)
- ✦ Notched his first sack, quarterback hit and tackle for loss of the season at Philadelphia (11/30)
- ✦ Tallied a season-high three tackles (two solo) and posted one sack, two quarterback hits, one tackle for loss and one fumble recovery at San Francisco (1/3/21)
- ✦ Notched one tackle in the Wild Card Round vs. the L.A. Rams (1/9/21)

2019 (Seattle 16/8, 2/0):

- ✦ Amassed 27 tackles (15 solo), 4.0 sacks, five quarterback hits, three tackles for loss, three forced fumbles, one fumble recovery, two passes defended and two blocked field goals
- ✦ Made his first career start in the season opener vs. Cincinnati (9/8) and posted two tackles (one solo), one sack and one forced fumble
- ✦ Notched one solo tackle, one sack, one quarterback hit

- and one tackle for loss at Arizona (9/29)
- ✦ Posted his only fumble recovery of the season and one quarterback hit as a starter vs. Tampa Bay (11/3)
- ✦ Recorded a season-high two quarterback hits in addition to three solo tackles, one sack, one tackle for loss and one forced fumble at Philadelphia (11/24)
- ✦ Blocked a 37-yard field goal attempt by K Greg Zuerlein and finished with one tackle at the L.A. Rams (12/8)
- ✦ Tallied his fourth sack of the season as well as two solo tackles, one quarterback hit and one tackle for loss at Carolina (12/15)
- ✦ Made a season-high six tackles (one solo) and also notched one pass defended vs. Arizona (12/22)
- ✦ Played in his first career postseason game in the Wild Card Round at Philadelphia (1/5/20) and tallied two solo tackles, one sack, one quarterback hit and one tackle for loss
- ✦ Made his first Divisional Round appearance at Green Bay (1/12/20), earning snaps on defense and special teams

2018 (Seattle 10/0, 0/0):

- ✦ Finished his rookie season with nine tackles (seven solo), one sack, one quarterback hit and one tackle for loss
- ✦ Played in his first career NFL game at Denver (9/9) and made one solo tackle
- ✦ Tallied two solo tackles at Chicago (9/17)
- ✦ Matched his season high with two tackles (one solo) and posted his first career sack, quarterback hit and tackle for loss vs. Green Bay (11/15)

COLLEGE:

- ✦ Played three seasons (2015-17) at the University of Southern California in Los Angeles, where he appeared in 41 career games (26 starts) and finished with 117 tackles, 20 tackles for loss, 16.5 sacks, eight passes defended, two blocked field goals, a fumble recovery, fumble return for a touchdown and three forced fumbles
- ✦ Played 11 games as a junior (2017) and notched 41 tackles (18 solo), 12.5 tackles for loss, 10.0 sacks, four passes defended and one forced fumble. Earned first-team All-Pac-12 honors as a defensive lineman
- ✦ Appeared in all 13 games as a sophomore (2016) and finished with 55 tackles, 6.5 tackles for loss, four passes defended, two blocked field goals and two forced fumbles, earning a 2016 Campus Insiders Sophomore All-American honorable mention and All-Pac-12 honorable mention

PLAYER BIOS



recognition

- Played defensive tackle and defensive end as a freshman (2015), appearing in all 15 games and posting 19 tackles, one tackle for loss, half a sack and one fumble recovery for a touchdown

PERSONAL:

- Attended Serra High School in Gardena, Calif., where he made 2014 USA Today All-USA first team, Prep Star All-American Dream Team, Cal-Hi Sports All-State first team, Max Preps All-State Division I first team, Orange County Register Fab 15 first team, Tacoma News Tribune Western

100, All-CIF Pac 5 Division, Los Angeles Times All-Area first team, South Bay Daily Breeze All-South Bay first team and All-Mission League Co-Defensive MVP

- Registered 46 tackles, 23 tackles for loss, 8.0 sacks, a forced fumble and a pass breakup as a senior in 2014
- As a junior in 2013, he made Max Preps Junior All-American first team, Student Sports Junior All-American second team, Cal-Hi Sports All-State Junior first team, All-CIF Western Division, South Bay Daily Breeze All-South Bay first team and All-Mission League Lineman MVP as he had 57 tackles, 26 tackles for loss, 14.0 sacks, plus a pass breakup and a forced fumble

mlnc`h;bm`i B; ag;mbpg\m\`nj i ; `a`i ndq`no\odhod`n

DATE	TEAM	GP	GS	TACKLES							INTERCEPTIONS					FUMBLES				ST				MISC			
				TK	S	A	TFL	YDS	SK	YDS	QBH	NO	YDS	LG	TD	PD	FF	FR	TD	YDS	TK	S	A	FF	FR	S	A
2018	Seahawks	10	0	9	7	2	1	6	1.0	6.0	1	0	0	0	0	0	0	0	0	0	0	0	0	0	0	0	0
2019	Seahawks	16	8	27	15	12	3	17	4.0	19.0	5	0	0	0	0	2	3	1	0	36	0	0	0	0	0	0	0
2020	Seahawks	10	0	10	7	3	2	20	2.0	20.0	6	0	0	0	0	0	0	1	0	0	0	0	0	0	0	0	
2021	Seahawks	17	16	48	27	21	6	39	6.5	46.5	15	0	0	0	0	4	0	0	0	0	0	0	0	0	0	0	
NFL TOTALS		53	24	94	56	38	12	82	13.5	91.5	27	0	0	0	0	6	3	2	0	36	0	0	0	0	0	0	0

mlnc`h;bm`i B; ag;kj non`nj i ; `a`i ndq`no\odhod`n

DATE	TEAM	GP	GS	TACKLES							INTERCEPTIONS					FUMBLES				ST				MISC		
				TK	S	A	TFL	YDS	SK	YDS	QBH	NO	YDS	LG	TD	PD	FF	FR	TD	YDS	TK	S	A	FF	FR	S
2018	Seahawks	0	0	0	0	0	0	0	0.0	0.0	0	0	0	0	0	0	0	0	0	0	0	0	0	0	0	0
2019	Seahawks	2	0	2	2	0	1	4	1.0	4.0	1	0	0	0	0	0	0	0	0	0	0	0	0	0	0	0
2020	Seahawks	1	0	1	0	1	0	0	0.0	0.0	0	0	0	0	0	0	0	0	0	0	0	0	0	0	0	0
NFL TOTALS		3	0	3	2	1	1	4	1.0	4.0	1	0	0	0	0	0	0	0	0	0	0	0	0	0	0	0

nd bg`Hb`h` ;c`d`cn\j_`a`i ndq`

Total Tackles	6 vs. Los Angeles Rams, Oct 07, 2021 ...1 more at 6.	Forced Fumbles	1 vs. Minnesota Vikings, Dec 02, 2019 ...2 more at 1.
Solo Tackles	5 vs. Los Angeles Rams, Oct 07, 2021	Fumble Recoveries	1 at San Francisco 49ers, Jan 03, 2021 ...1 more at 1.
Sacks	2.0 vs. Chicago Bears, Dec 26, 2021	Tackles For Loss	2 vs. Chicago Bears, Dec 26, 2021
Passes Defensed	2 at Indianapolis Colts, Sep 12, 2021	Longest Opponent's Fumble Return	36 vs. Tampa Bay Buccaneers, Nov 03, 2019

nd bg`Hb`h` ;c`d`cn;kj non`nj i j_`a`i ndq`

Total Tackles	2 at Philadelphia Eagles, Jan 05, 2020	Sacks	1.0 at Philadelphia Eagles, Jan 05, 2020
Solo Tackles	2 at Philadelphia Eagles, Jan 05, 2020	Tackles For Loss	1 at Philadelphia Eagles, Jan 05, 2020



SETH
GREEN

87
TIGHT END



Ht: 6-4 Wt: 240
 DOB: 2/14/1998 College: Houston
 Texans Season: R NFL Season: R
 Acquired: UDFA-'22

TRANSACTIONS: Signed with the Houston Texans as an college free agent on May 13, 2022.

COLLEGE:

- ✦ Played one season (2021) at the University of Houston, where he played in 14 games and totaled 157 receiving yards, 13 receptions and three touchdowns
- ✦ Spent five seasons (2016-20) at the University of Minnesota in Minneapolis, where he played in 33 games and recorded 388 rushing yards on 114 carries, 15 rushing touchdowns and 83 receiving yards on six receptions

2021 (Houston):

- ✦ Saw action in 14 games and registered 157 receiving yards and three touchdowns
- ✦ Posted one reception for nine yards and a touchdown vs. Texas Tech (9/4)
- ✦ Registered one reception for eight yards and a touchdown at Tulsa (10/1)
- ✦ Caught a season-high seven receptions for 74 yards and a touchdown at Temple (11/13)

2020 (Minnesota):

- ✦ Played in seven games and rushed for seven yards and two rushing touchdowns, also catching three passes for 38 yards
- ✦ Rushed for two yards and a touchdown at Maryland (10/30)
- ✦ Caught one pass for 20 yards and rushed two times for three yards and one touchdown vs. Purdue (11/20)
- ✦ Completed one pass for 20 yards at Wisconsin (12/19)

2019 (Minnesota):

- ✦ Appeared in 12 games and rushed for 99 yards on 29 carries, five rushing touchdowns and one reception for eight yards

- ✦ Recorded a rushing touchdown vs. South Dakota State (8/29)
- ✦ Rushed for 34 yards and two rushing touchdowns on six carries vs. Maryland (10/26)
- ✦ Threw a touchdown pass (third of his career) in the Outback Bowl vs. Auburn (1/1/20)

2018 (Minnesota):

- ✦ Saw action in 13 games and ran for 282 yards and eight rushing touchdowns on 76 carries
- ✦ Was utilized as a wildcat quarterback and wide receiver
- ✦ Rushed for 12 yards and two rushing touchdowns vs. New Mexico State (8/30)
- ✦ Had 11 carries for 30 yards and two rushing touchdowns vs. Fresno State (9/8)
- ✦ Went for 30 rushing yards and a touchdown vs. Purdue (11/10)

2017 (Minnesota):

- ✦ Played in one game as a reserve at quarterback vs. Middle Tennessee (9/16)

2016 (Minnesota):

- ✦ Redshirted and did not see game action

PERSONAL:

- ✦ Attended Allen (Texas) High School for his senior season and completed 81 passes for 1,481 yards, 19 passing touchdowns, also logging 99 carries for 865 yards and 10 rushing touchdowns as quarterback
- ✦ Also played three years at East Ridge High School in Woodbury, Minn., where he completed 142 passes for 1,850 yards and 20 touchdowns along with 107 carries for 551 yards and five rushing touchdowns before he and his family moved to Texas
- ✦ Rated as a four-star recruit by ESPN and Scout



JONATHAN
GREENARD



52
DEFENSIVE LINEMAN

Ht: 6-3 Wt: 263
DOB: 5/25/1997 College: Florida
Texans Season: 3 NFL Season: 3
Acquired: 03-'20

TRANSACTIONS: Selected by the Houston Texans in the third round (90th overall) of the 2020 NFL Draft...Placed on the Reserve/COVID-19 List on Dec. 18, 2021...Activated from the Reserve/COVID-19 List on Dec. 29, 2021.

2021 (Houston 12/12):

- ✦ Started all 12 games he played and led the team with a career-high 8.0 sacks on the season, also notching career highs with 33 tackles (23 solo), nine tackles for loss, 12 quarterback hits, four passes defended and two forced fumbles
- ✦ Recorded at least 1.0 sack in four consecutive games from Weeks 5-8, tied for the eighth-longest sack streak in the league in 2021
- ✦ Saw his first action of the season vs. Carolina (9/23), recording four tackles (two solo), one sack and his first career forced fumble
- ✦ Recorded three tackles (all solo), two tackles for loss and 1.0 sack on QB Mac Jones vs. New England (10/10)
- ✦ Finished second on the team with a season-high six tackles (five solo) and notched 2.0 sacks, marking the first multi-sack game of his career at Indianapolis (10/17)
- ✦ Logged four total tackles (three solo), 2.0 sacks and one pass defended at Arizona (10/24)
- ✦ Posted three tackles (all solo) and logged 1.0 sack and a pass defended vs. the L.A. Rams (10/31)
- ✦ Finished with three tackles (all solo), one quarterback hit, one tackle for loss and one pass defended at Miami (11/7)
- ✦ Tallied two tackles (one solo), one sack, two quarterback hits and a forced fumble vs. the N.Y. Jets (11/28). Strip-sacked QB Zach Wilson for a loss of eight yards

2020 (Houston 13/1):

- ✦ Saw action in 13 games (one start) in his rookie season and notched 18 total tackles (nine solo), two tackles for loss, 1.0 sack, three quarterback hits, one pass defended and one special teams tackle
- ✦ Inactive in Weeks 1-3
- ✦ Appeared in his first NFL game vs. Minnesota (10/4)
- ✦ Notched the first three tackles (one solo) of his career at Jacksonville (11/8)
- ✦ Recorded the first sack of his NFL career for a seven-yard loss vs. New England (11/22)
- ✦ Notched one solo tackle, one pass defended and one

special teams tackle at Detroit (11/26)

- ✦ Finished with a career-high nine total tackles (five solo) and logged one tackle for loss and one quarterback hit vs. Tennessee (1/3/21)

COLLEGE:

- ✦ Spent four seasons (2015-18) at the University of Louisville in Louisville, Ky., before transferring to the University of Florida in Gainesville, Fla., where he spent the 2019 season
- ✦ Played in 38 games over his collegiate career, totaling 122 total tackles (64 solo), 19.0 sacks, three interceptions and four forced fumbles
- ✦ Appeared in all 12 games in his lone season with the Gators and led the SEC with 9.5 sacks and 15.5 tackles for loss, while adding 52 tackles (27 solo), three forced fumbles, four pass breakups and a fumble recovery returned for a touchdown. Selected First-Team All-SEC by the coaches and AP and was awarded Defensive Lineman of the Week four times (vs. Miami, vs. Vanderbilt, at Missouri and vs. Florida State)
- ✦ Named a team captain prior to the 2018 season at Louisville, but suffered a season-ending injury in the first game of the season
- ✦ Played in 13 games (five starts) as a sophomore in 2017 and led the team with 15.5 tackles for loss and tied for the team lead with seven sacks while adding 49 total tackles (29 solo), one forced fumble, eight quarterback hits and one pass defended
- ✦ Saw action in 12 games (one start) as a redshirt freshman in 2016 and logged 22 tackles (eight solo), seven tackles for loss, 2.5 sacks, one interception, three quarterback hits and three passes defended
- ✦ Redshirted in his first season at Louisville in 2015

PERSONAL:

- ✦ Attended Hiram (Ga.) High School where he played outside linebacker and tight end and was tabbed the 5-A Region Defensive Player of the Year as a senior after recording 43 tackles and 7.0 sacks. Also caught 11 passes for 249 yards and five touchdowns at the tight end position
- ✦ Selected to the Georgia 5-A Class all-state team as an honorable mention as a senior
- ✦ Also lettered in basketball

PLAYER BIOS



nd bg`Hb`h` ;cðcnlj_`a`i nd`

Total Tackles 9 vs. Tennessee Titans, Jan 03, 2021
Solo Tackles 5 at Indianapolis Colts, Oct 17, 2021
 ...1 more at 5.
Sacks 2.0 at Arizona Cardinals, Oct 24, 2021
 ...1 more at 2.0.
Passes Defensed 1 vs. Seattle Seahawks, Dec 12, 2021
 ...4 more at 1.

Forced Fumbles 1 vs. New York Jets, Nov 28, 2021
 ...1 more at 1.
Tackles For Loss 2 at Arizona Cardinals, Oct 24, 2021
 ...2 more at 2.
Special Teams Tackles 1 at Detroit Lions, Nov 26, 2020

MKM;b`h`H t Hb`h` ;m`bpg`mh` \nj i ;no\odhod`n;ð`s`i nð

W	DATE	OPPONENT	P/S	TACKLES							INTERCEPTIONS					FUMBLES				ST				MISC		W/L	SCORE					
				TK	S	A	SK	YDS	TFL	YDS	QBH	NO	YDS	LG	TD	PD	FF	FR	TD	YDS	TK	S	A	FF	FR			S	A			
01	09/12	Jaguars		INACTIVE																							W	37-21				
02	09/19	at Browns		INACTIVE																							L	21-31				
03	09/23	Panthers	S	4	2	2	1.0	1.0	1	3	1	0	0	0	0	0	0	1	0	0	0	0	0	0	0	0	0	0	0	0	L	9-24
04	10/03	at Bills	S	0	0	0	0.0	0.0	0	0	0	0	0	0	0	0	0	0	0	0	0	0	0	0	0	0	0	0	0	L	0-40	
05	10/10	Patriots	S	3	3	0	1.0	5.0	2	8	1	0	0	0	0	0	0	0	0	0	0	0	0	0	0	0	0	0	L	22-25		
06	10/17	at Colts	S	6	5	1	2.0	9.0	2	9	3	0	0	0	0	0	0	0	0	0	0	0	0	0	0	0	0	L	3-31			
07	10/24	at Cardinals	S	4	3	1	2.0	12.0	2	12	2	0	0	0	0	1	0	0	0	0	0	0	0	0	0	0	0	L	5-31			
08	10/31	Rams	S	3	3	0	1.0	8.0	1	8	1	0	0	0	0	1	0	0	0	0	0	0	0	0	0	0	L	22-38				
09	11/07	at Dolphins	S	3	3	0	0.0	0.0	1	0	1	0	0	0	0	1	0	0	0	0	0	0	0	0	0	0	L	9-17				
11	11/21	at Titans		INACTIVE																							W	22-13				
12	11/28	Jets	S	2	1	1	1.0	15.0	0	0	2	0	0	0	0	0	1	0	0	0	0	0	0	0	0	0	L	14-21				
13	12/05	Colts	S	2	1	1	0.0	0.0	0	0	1	0	0	0	0	0	0	0	0	0	0	0	0	0	0	L	0-31					
14	12/12	Seahawks	S	4	1	3	0.0	0.0	0	0	0	0	0	0	0	1	0	0	0	0	0	0	0	0	0	L	13-33					
16	12/26	Chargers		RESERVE/COVID-19																							W	41-29				
17	01/02	at 49ers	S	2	1	1	0.0	0.0	0	0	0	0	0	0	0	0	0	0	0	0	0	0	0	0	0	L	7-23					
18	01/09	Titans	S	0	0	0	0.0	0.0	0	0	0	0	0	0	0	0	0	0	0	0	0	0	0	0	0	L	25-28					
2021 TOTALS			12-12	33	23	10	8.0	50.0	9	40	12	0	0	0	0	4	2	0	0	0	0	0	0	0	0	0	3-13					



KAMU
GRUGIER-HILL



51
LINEBACKER

Ht: 6-2 Wt: 230
 DOB: 5/16/1994 College: Eastern Illinois
 Texans Season: 2 NFL Season: 7
 Acquired: UFA-'21 (MIA)

TRANSACTIONS: Selected by the New England Patriots with the 33rd pick of the sixth round (208th overall) of the 2016 NFL Draft...Waived by the Patriots on Sept. 3, 2016...Claimed off waivers by the Philadelphia Eagles on Sept. 4, 2016...Signed by the Miami Dolphins as an unrestricted free agent on March 21, 2020...Signed by the Houston Texans as an unrestricted free agent on March 23, 2021...Placed on the Reserve/COVID-19 List on Dec. 13, 2021...Activated from the Reserve/COVID-19 List on Dec. 29, 2021...Re-signed with the Texans as an unrestricted free agent on March 24, 2022.

2021 (Houston 14/14):

- ✦ Started all 14 games he played and led the team with a career-high 106 tackles (70 solo), also notching career highs with 3.0 sacks, five quarterback hits, three passes defended and his second career interception. Led the team with 13 tackles for loss on the season, tying for the NFL lead among inside linebackers
- ✦ Made his first start as a Texan in the season opener vs. Jacksonville (9/12) and totaled two tackles (one solo)
- ✦ Finished with a team-leading nine tackles (six solo) along with one sack, three tackles for loss (tied his career high) and a forced fumble at Cleveland (9/19). Sacked QB Baker Mayfield in the second quarter for a loss of four yards, his first sack as a Texan and third of his career
- ✦ Finished tied for third on the team with seven tackles (four solo) and one tackle for loss at Buffalo (10/3)
- ✦ Led the team with seven total tackles (four solo) at Indianapolis (10/17)
- ✦ Finished tied for second on the team with eight tackles (five solo) at Miami (11/7), also notching one tackle for loss and one forced fumble
- ✦ Paced the team with 12 tackles (six solo), also tallying a career-high two quarterback hits, one interception and a career-high two passes defended at Tennessee (11/21). Recorded his second career interception from QB Ryan Tannehill in the first quarter and returned it 82 yards, tied for the sixth-longest interception return in Texans history
- ✦ Finished third on the team with seven tackles (six solo) and added one sack vs. the N.Y. Jets (11/28). Sacked QB Zach Wilson for a loss of nine yards
- ✦ Set a new Texans single-game record with 19 tackles (10 solo), also tallying 1.0 sack, one quarterback hit and three tackles for loss vs. Indianapolis (12/5). Recorded 13 tackles in the first half, tying Jamie Sharper (at Tampa Bay,

12/14/03) for the most tackles in a single half in franchise history. Became the only NFL player since the 1999 season to finish a game with 19 tackles, three tackles for loss and a sack

- ✦ Finished second on the team with six tackles (five solo), also tallying two tackles for loss and one pass defended vs. Seattle (12/12)
- ✦ Made seven tackles (five solo) and a tackle for loss vs. Tennessee (1/9/22)

2020 (Miami 15/1):

- ✦ Appeared in 15 games (one start) and totaled 23 tackles (17 solo), 1.0 sack, two quarterback hits, one tackle for loss, one fumble recovery and five special teams tackles
- ✦ Contributed a season-high seven total tackles (five solo) and added 1.0 sack for a loss of 10 yards at Jacksonville (9/24)
- ✦ Recovered a fumble and notched three solo tackles vs. Kansas City (12/13)

2019 (Philadelphia 10/6, 0/0):

- ✦ Played in 10 games (six starts) and added 22 total tackles (16 solo), four tackles for loss and one fumble recovery
- ✦ Recovered a fumble at Minnesota (10/13)
- ✦ Logged five solo tackles and three tackles for loss vs. New England (11/17)
- ✦ Placed on the Reserve/Injured list prior to Week 16

2018 (Philadelphia 16/10, 2/1):

- ✦ Saw action in all 16 games (10 starts) and notched 34 total tackles (24 solo), 1.0 sack, five tackles for loss, 11 special teams tackles, two passes defended, one quarterback hit, one interception and one forced fumble
- ✦ Intercepted QB Eli Manning on the first possession of the game and returned it 24 yards at the N.Y. Giants (10/11)
- ✦ Totaled a season-high eight tackles (four solo) and added a tackle for loss at Dallas (12/9)
- ✦ Strip-sacked QB Jared Goff in the third quarter at the L.A. Rams (12/16)

2017 (Philadelphia 16/0, 3/0):

- ✦ Appeared in all 16 games and added nine total tackles (eight solo), one tackle for loss, one quarterback hit, one forced fumble and 12 special teams tackles. Also saw action in all three postseason games in the Eagles' run to a Super Bowl LII championship
- ✦ Forced a fumble vs. Washington (10/23) on a punt return

PLAYER BIOS



in the first quarter

2016 (Philadelphia 12/0):

- Spent the offseason with the Patriots before being waived prior to the season
- Claimed off waivers by the Eagles and played in 12 games, contributing seven special teams tackles
- Made his NFL debut vs. Cleveland (9/11)

COLLEGE:

- Played four seasons (2012-15) at Eastern Illinois University in Charleston, Ill.
- Appeared in 48 games (27 starts) and totaled 236 tackles (138 solo), 9.0 sacks, six interceptions, 16 passes defended, four forced fumbles, six fumble recoveries and one blocked kick
- Earned first-team All-Ohio Valley Conference honors for the second-consecutive year as a senior (2015) after starting 10 games and logging 70 total tackles (50 solo), 6.5 sacks, one interception, three passes defended and

three fumble recoveries

- Named first-team All-Ohio Valley Conference in his junior season (2014) when he played in all 12 games (11 starts) with 97 total tackles (47 solo), 1.5 sacks, three interceptions, six passes defended, two forced fumbles and two fumble recoveries
- Appeared in all 14 games (five starts) as a sophomore (2013) and notched 43 total tackles (25 solo), 1.0 sack, one interception, three passes defended, one forced fumble and one fumble recovery
- Saw action in 12 games (one start) and logged 26 total tackles (16 solo), one interception, four passes defended and one forced fumble as a true freshman (2012)

PERSONAL:

- Attended Kamehameha High School in Honolulu
- Played safety, served as the team's punter as a senior and was a first team All-Interscholastic League selection at linebacker
- Was also a soccer and volleyball player in high school

f \hp; bnpbd nte dggbi; agm bpg\mn` \nj i ; `a` i ndq` ;no\odhod`n

DATE	TEAM	GP	GS	TACKLES								INTERCEPTIONS					FUMBLES				ST				MISC		
				TK	S	A	TFL	YDS	SK	YDS	QBH	NO	YDS	LG	TD	PD	FF	FR	TD	YDS	TK	S	A	FF	FR	S	A
2016	Eagles	12	0	1	1	0	1	6	0.0	0.0	0	0	0	0	0	0	0	0	0	0	7	6	1	0	0	0	0
2017	Eagles	16	0	9	8	1	1	2	0.0	0.0	1	0	0	0	0	0	0	0	0	0	13	11	2	1	0	0	0
2018	Eagles	16	10	34	24	10	5	9	1.0	6.0	1	1	24	24	0	2	1	0	0	0	11	9	2	0	0	0	0
2019	Eagles	10	6	22	16	6	4	8	0.0	0.0	1	0	0	0	0	0	0	1	0	29	1	1	0	0	0	0	
2020	Dolphins	15	1	23	17	6	1	10	1.0	10.0	2	0	0	0	0	0	0	1	0	0	5	4	1	0	0	0	0
2021	Texans	14	14	106	70	36	13	43	3.0	20.0	5	1	82	82	0	3	2	0	0	0	2	1	1	0	0	0	0
NFL TOTALS		83	31	195	136	59	25	78	5.0	36.0	10	2	106	82	0	5	3	2	0	29	39	32	7	1	0	0	0

f \hp; bnpbd nte dggbi; agkj non` \nj i ; `a` i ndq` ;no\odhod`n

DATE	TEAM	GP	GS	TACKLES								INTERCEPTIONS					FUMBLES				ST				MISC		
				TK	S	A	TFL	YDS	SK	YDS	QBH	NO	YDS	LG	TD	PD	FF	FR	TD	YDS	TK	S	A	FF	FR	S	A
2017	Eagles	3	0	0	0	0	0	0	0.0	0.0	0	0	0	0	0	0	0	0	0	0	0	0	0	0	0	0	0
2018	Eagles	2	1	0	0	0	0	0	0.0	0.0	0	0	0	0	0	0	0	0	0	0	2	0	2	0	0	0	0
2019	Eagles	0	0	0	0	0	0	0	0.0	0.0	0	0	0	0	0	0	0	0	0	0	0	0	0	0	0	0	0
NFL TOTALS		5	1	0	0	0	0	0	0.0	0.0	0	0	0	0	0	0	0	0	0	0	2	0	2	0	0	0	0

nd bg` Hb\h` ;cdbcn\ `a` i ndq`

- Total Tackles** 19 vs. Indianapolis Colts, Dec 05, 2021
- Solo Tackles** 10 vs. Indianapolis Colts, Dec 05, 2021
- Sacks** 1.0 vs. Indianapolis Colts, Dec 05, 2021
...4 more at 1.0.
- Passes Defensed** 2 at Tennessee Titans, Nov 21, 2021
- Forced Fumbles** 1 at Miami Dolphins, Nov 07, 2021
...2 more at 1.
- Fumble Recoveries** 1 vs. Kansas City Chiefs, Dec 13, 2020
...1 more at 1.

Tackles For Loss

- 3 vs. Indianapolis Colts, Dec 05, 2021
...2 more at 3.

Interceptions

- 1 at Tennessee Titans, Nov 21, 2021
...1 more at 1.

Interception Return Yards

- 82 at Tennessee Titans, Nov 21, 2021

Special Teams Tackles

- 3 at New York Giants, Dec 17, 2017

Special Teams Forced Fumbles

- 1 vs. Washington Redskins, Oct 23, 2017

Longest Opponent's Fumble Return

- 29 at Minnesota Vikings, Oct 13, 2019

nd bg` Hb\h` ;cdbcn; kjk non` \nj i \ `a` i ndq`

- Special Teams Tackles** 1 at New Orleans Saints, Jan 13, 2019
...1 more at 1.



TROY
HAIRSTON



34
LINEBACKER

Ht: 5-11 Wt: 245
 DOB: 12/8/1998 College: Central Michigan
 Texans Season: R NFL Season: R
 Acquired: UDFA-'22

TRANSACTIONS: Signed with the Houston Texans as a college free agent on May 13, 2022.

COLLEGE:

- ✦ Played five seasons (2017-21) at Central Michigan University in Mount Pleasant, Mich., where he played in 54 games and totaled 129 tackles (71 solo), 34.0 tackles for loss, 16.5 sacks, four forced fumbles and one fumble recovery

2021 (Central Michigan):

- ✦ Appeared in 13 games and recorded a collegiate career-high 55 tackles, 17 tackles for loss, nine sacks and one forced fumble
- ✦ Received first-team All-MAC honors
- ✦ Registered nine tackles (seven solo) and 1.5 tackles for loss to open the season at Missouri (9/4)
- ✦ Tallied nine tackles (five solo), three tackles for loss and 2.0 sacks vs. FIU (9/25)
- ✦ Posted 14 tackles (10 solo) and 1.5 tackles for loss at Miami (OH) (10/2)
- ✦ Finished with 12 tackles (seven solo), one tackle for loss, one forced fumble and one fumble recovery vs. Kent State (11/10)
- ✦ Recorded a collegiate career-high 17 tackles (10 solo), six tackles for loss and 3.5 sacks vs. Washington State (12/31)

2020 (Central Michigan):

- ✦ Saw action in six games and led the MAC with 5.5 sacks, also amassing 41 tackles (22 solo), 12 tackles for loss, one forced fumble and one fumble recovery

- ✦ Named the co-MAC Defensive Player of the Year and first-team All-MAC as a defensive lineman
- ✦ Made seven tackles (all solo), 3.0 sacks and one forced fumble vs. Ohio (11/4)
- ✦ Totaled 11 tackles, 1.5 tackles for loss and a fumble recovery at Eastern Michigan (11/27)
- ✦ Finished with seven tackles, 2.0 sacks and three tackles for loss at Toledo (12/12)

2019 (Central Michigan):

- ✦ Played in all 14 games (two starts) and totaled 28 tackles, five tackles for loss, 2.0 sacks and one forced fumble
- ✦ Tallied four tackles and one tackle for loss vs. Toledo (11/29)
- ✦ Had five tackles (four solo) and two tackles for loss as a starter vs. San Diego State in the New Mexico Bowl (12/21)

2018 (Central Michigan):

- ✦ Played in 11 games and recorded five tackles (four solo) and one forced fumble
- ✦ Forced a fumble and made one solo tackle at Kentucky (9/1)

2017 (Central Michigan):

- ✦ Saw action in 10 games, mostly appearing on special teams

PERSONAL:

- ✦ Attended Birmingham (Mich.) Seaholm High School, where he played on both offense and defense



JAKE
HANSEN

49
LINEBACKER



Ht: 6-1 Wt: 238
 DOB: 6/19/1998 College: Illinois
 Texans Season: R NFL Season: R
 Acquired: UDFA-'22

TRANSACTIONS: Signed with the Houston Texans as a college free agent on May 13, 2022.

COLLEGE:

- ✦ Played five seasons (2016; 2018-21) at the University of Illinois in Champaign, Ill., where he finished with 276 tackles, 28.5 tackles for loss, seven forced fumbles, seven fumble recoveries, three interceptions and six passes defended
- ✦ Was a three-time team captain
- ✦ Led the nation in takeaways over the span of two seasons with 14 from 2019-20
- ✦ Paced the Fighting Illini in tackles in 2018 and 2020

2021 (Illinois):

- ✦ Registered 32 tackles, 2.5 tackles for loss, 1.0 sack, one fumble recovery and two forced fumbles in six games played as a fifth-year senior before missing the rest of the season due to knee surgery
- ✦ Recipient of the Illinois Athletics Spirit Award, given annually to the male and female student-athletes who best exemplify the spirit, courage, effort and dedication of the Fighting Illini
- ✦ Forced two fumbles and made six tackles and half a tackle for loss at Virginia (9/11)
- ✦ Recorded a team-high 12 tackles and 1.0 sack vs. Maryland (9/17)

2020 (Illinois):

- ✦ Amassed 68 tackles, 10 tackles for loss, 2.5 sacks, two forced fumbles, two fumble recoveries and two interceptions in eight games played as a senior
- ✦ Earned All-Big Ten second-team honors from the media and All-Big Ten third-team recognition by the league's coaches
- ✦ Posted the No. 3 tackling grade in the nation according to PFF (90.8)
- ✦ Tallied 14 tackles, two tackles for loss, one forced fumble and one fumble recovery vs. Purdue (10/31)
- ✦ Matched his career high and led the team with 15 tackles along with 1.0 sack, one interception and one pass defended at Rutgers (11/14)

2019 (Illinois):

- ✦ Played and started nine games as a junior and posted 72 tackles, 7.5 tackles for loss, 3.5 sacks, seven forced

fumbles, three fumble recoveries and one interception. He missed the final four games with an injury

- ✦ Named a semifinalist for the Butkus Award
- ✦ Earned an All-Big Ten honorable mention from the media and the league's coaches
- ✦ Led the nation in forced fumbles (seven) and forced fumbles per game (0.78)
- ✦ Ranked sixth in the nation with three fumbles recovered
- ✦ Made the PFF Big Ten Team of the Week after tallying seven tackles, a forced fumble and an interception in the season opener vs. Akron (8/31)
- ✦ Was named the Walter Camp National Defensive Player of the Week and Big Ten Defensive Player of the Week after two forced fumbles vs. Wisconsin (10/19)

2018 (Illinois):

- ✦ Started all 12 games as a sophomore and registered 95 tackles, 8.5 tackles for loss, 1.0 sack, one pass defended, one forced fumble, one fumble recovery and one quarterback hit
- ✦ Tied for the team lead in total tackles (95) and led Illinois in solo tackles (48)
- ✦ Finished second on the team with 8.5 tackles for loss
- ✦ Won the team's Bruce Capel Award for courage
- ✦ Earned PFF National Team of the Week and Big Ten Co-Defensive Player of the Week honors after logging 15 tackles and six tackles for loss vs. Kent State (9/1)
- ✦ Posted his first collegiate career sack vs. Minnesota (11/3)

2017 (Illinois):

- ✦ Did not play in 2017 after suffering a season-ending injury during training camp

2016 (Illinois):

- ✦ Played in all 12 games, primarily on special teams, with one start at linebacker and finished with eight tackles and one quarterback hit his freshman campaign
- ✦ Made his first career start and recorded two tackles vs. Minnesota (10/29)
- ✦ Logged two tackles and one quarterback hit at Northwestern (11/26)

PERSONAL:

- ✦ Attended East Lake High School in Tarpon Springs, Fla., where he totaled 103 tackles (75 solo) and 2.0 sacks as a senior
- ✦ Earned Class 7A Associated Press All-State second-team

PLAYER BIOS



honors in 2015

- ✦ Ranked as the No. 60 inside linebacker in the nation by ESPN
- ✦ Also played basketball and ran track and field in high

school

- ✦ Father, Shad, played football at BYU from 1989-92 and is the school's all-time leading tackler (408)



CHRISTIAN
HARRIS



48
LINEBACKER

Ht: 6-1 Wt: 226
 DOB: 1/13/2001 College: Alabama
 Texans Season: R NFL Season: R
 Acquired: 03-'22

TRANSACTIONS: Selected by the Houston Texans in the third round (75th overall) of the 2022 NFL Draft.

COLLEGE:

- ✦ Played in 41 career games at the University of Alabama in Tuscaloosa, Ala., where he amassed 221 tackles (126 solo), 27.0 tackles for loss, 10.0 sacks, one interception, seven passes defended, three forced fumbles and two fumble recoveries

2021 (Alabama):

- ✦ Appeared in 15 games and matched his career high with 79 tackles (45 solo), 12.5 tackles for loss, 5.5 sacks, three passes defended and two forced fumbles
- ✦ Ranked fifth on the team with 79 tackles and second with 12.5 tackles for loss
- ✦ Named a semifinalist for the Butkus and Lombardi awards
- ✦ Notched five tackles, two tackles for loss and 1.0 sack vs. Miami (9/4)
- ✦ Led the team with eight tackles and one tackle for loss vs. Mercer (9/11)
- ✦ Totaled four tackles, 0.5 sack and one quarterback hit in the CFP Semifinal vs. Cincinnati (12/31)
- ✦ Tied for the team lead in tackles with seven, including a game-high and career-best 4.0 tackles for loss and 3.0 sacks (-34 yards) in the CFP National Championship vs. Georgia (1/10/22)

2020 (Alabama):

- ✦ Played in 13 games and totaled 79 tackles (52 solo), seven tackles for loss, 4.5 sacks, one interception and three passes defended
- ✦ Ranked second on the Crimson Tide with 79 tackles and was named a semifinalist for the Butkus Award

- ✦ Started the season opener vs. Missouri (9/26) and finished with six tackles, 2.0 tackles for loss, 1.0 sack and one quarterback hit
- ✦ Paced the team with 10 tackles, one tackle for loss and two passes defended at Tennessee (10/24)
- ✦ Led the team in tackles with 11 and tallied 1.0 sack vs. Kentucky (11/21)

2019 (Alabama):

- ✦ Appeared in 13 games and notched 63 tackles (29 solo), 7.5 tackles for loss, one pass defended, one forced fumble and two fumble recoveries
- ✦ Selected to USA Today and ESPN.com's Freshman All-America teams
- ✦ Named to the Freshman All-SEC squad by the league's coaches
- ✦ Led all SEC freshman defenders in tackles for loss (7.5)
- ✦ Totaled 63 tackles to rank seventh among first-year defenders in the league
- ✦ Ranked second on the Crimson Tide defense with six tackles and 1.5 tackles for loss vs. Southern Miss (9/21)
- ✦ Led the team with eight tackles and one tackle for loss vs. Tennessee (10/19)

PERSONAL:

- ✦ Played on offense, defense and special teams at University Lab School in Baton Rouge, La.
- ✦ Listed as a consensus four-star recruit and the No. 3 player in Louisiana by 247Sports
- ✦ Selected to play in the All-American Bowl in San Antonio
- ✦ Played wide receiver, safety and kick returner for University Lab's back-to-back state championship teams in 2017 and 2018



DEMONE
HARRIS

94

DEFENSIVE LINEMAN



Ht: 6-4

DOB: 12/30/1995

Texans Season: 1

Acquired: FA-'21

Wt: 272

College: Buffalo

NFL Season: 3

TRANSACTIONS: Signed with the Tampa Bay Buccaneers as a college free agent on April 30, 2018...Released by the Buccaneers on Sept. 1, 2018...Signed to the Buccaneers practice squad on Sept. 2, 2018...Elevated to the Buccaneers active roster on Oct. 10, 2018...Released by the Buccaneers on Nov. 16, 2018...Signed to the Buccaneers practice squad on Nov. 21, 2018...Signed a reserve/future contract with the Buccaneers on Dec. 31, 2018...Released by the Buccaneers on Oct. 5, 2019...Signed to the Buccaneers practice squad on Oct. 7, 2019...Released from the Buccaneers practice squad on Oct. 15, 2019...Signed to the Baltimore Ravens practice squad on Oct. 22, 2019...Signed to the Kansas City Chiefs active roster from the Ravens practice squad on Nov. 21, 2019...Released by the Chiefs on Nov. 10, 2020...Signed to the Chiefs practice squad on Nov. 12, 2020...Signed with the Chiefs on Feb. 9, 2021...Released by the Chiefs on Aug. 31, 2021...Signed to the Chiefs practice squad on Sept. 1, 2021...Elevated to the Chiefs active roster on Oct. 9, 2021...Reverted back to the Chiefs practice squad on Oct. 11, 2021...Elevated to the Chiefs active roster on Oct. 16, 2021...Reverted back to the Chiefs practice squad on Oct. 18, 2021...Released from the Chiefs practice squad on Oct. 25, 2021...Signed to the Houston Texans practice squad on Nov. 10, 2021...Elevated to the Texans active roster as a COVID-19 Replacement on Dec. 25, 2021...Reverted back to the Texans practice squad on Dec. 27, 2021...Signed a reserve/future contract with the Texans on Jan. 11, 2022.

2021 (Kansas City 2/0; Houston 1/1):

- ✦ Played in two games for the Chiefs and recorded one quarterback hit before being released and signed to the Texans practice squad, later appearing in one game (one start) for Houston
- ✦ Made his first appearance of the season vs. Buffalo (10/10)
- ✦ Recorded one quarterback hit at Washington (10/17)
- ✦ Made his first NFL start with the Texans vs. the L.A. Chargers (12/26)

2020 (Kansas City 1/0):

- ✦ Tallied three tackles (one solo) in his only game of the season at Denver (10/25)

2019 (Tampa Bay 1/0; Kansas City 4/0):

- ✦ Played in a career-high five games between the Buccaneers and Chiefs
- ✦ Logged four tackles (all solo), one quarterback hit and two tackles for loss in four games with the Chiefs

2018 (Tampa Bay 2/0):

- ✦ Made his first NFL in-game appearance at Atlanta (10/14) after being elevated from the practice squad
- ✦ Played on both defense and special teams vs. Washington (11/11)

COLLEGE:

- ✦ Played four seasons (2014-17) at the University at Buffalo (N.Y.), where he initially walked on and appeared in 42 games, totaling 108 tackles (58 solo), 9.5 sacks, 18 tackles for loss, two interceptions, three passes defended, one fumble recovery and four forced fumbles
- ✦ Logged career highs in tackles (54) and tackles for loss (8.5) as a senior, also tallying 3.0 sacks, one pass defended, one fumble recovery and one forced fumble
- ✦ Was nominated for the Burlsworth Trophy and named to the All-Mid-American Conference Second Team as a junior, tallying 30 tackles and ranking third on the team with 3.0 sacks and second on the team with two forced fumbles
- ✦ Notched 22 tackles, 4.5 tackles for loss, 1.5 sacks, one interception and one forced fumble as a sophomore
- ✦ Appeared in seven games as a reserve defensive lineman as a redshirt freshman
- ✦ Redshirted his first season at Buffalo in 2013

PERSONAL:

- ✦ Attended Bishop Timon – St. Jude High School in Buffalo, N.Y., where he focused on basketball until joining the football team as a junior

PLAYER BIOS



h j i ; c \ m m h B i a g ; m b p g \ n h \ n j i ; a i n d j ; n o \ o h o d n

DATE	TEAM	GP	GS	TACKLES							INTERCEPTIONS					FUMBLES				ST		MISC						
				TK	S	A	TFL	YDS	SK	YDS	QBH	NO	YDS	LG	TD	PD	FF	FR	TD	YDS	TK	S	A	FF	FR	S	A	
2018	Buccaneers	2	0	0	0	0	0	0	0	0.0	0.0	0	0	0	0	0	0	0	0	0	0	0	0	0	0	0	0	0
2019	Buccaneers	1	0	0	0	0	0	0	0	0.0	0.0	0	0	0	0	0	0	0	0	0	0	0	0	0	0	0	0	0
2019	Ravens	0	0	0	0	0	0	0	0	0.0	0.0	0	0	0	0	0	0	0	0	0	0	0	0	0	0	0	0	0
2019	Chiefs	4	0	4	4	0	2	9	0.0	0.0	1	0	0	0	0	0	0	0	0	0	0	0	0	0	0	0	0	0
2019	TOTAL	5	0	4	4	0	2	9	0.0	0.0	1	0	0	0	0	0	0	0	0	0	0	0	0	0	0	0	0	0
2020	Chiefs	1	0	3	1	2	0	0	0.0	0.0	0	0	0	0	0	0	0	0	0	0	0	0	0	0	0	0	0	0
2021	Chiefs	2	0	0	0	0	0	0	0.0	0.0	1	0	0	0	0	0	0	0	0	0	0	0	0	0	0	0	0	0
2021	Texans	1	1	0	0	0	0	0	0.0	0.0	0	0	0	0	0	0	0	0	0	0	0	0	0	0	0	0	0	0
2021	TOTAL	3	1	0	0	0	0	0	0.0	0.0	1	0	0	0	0	0	0	0	0	0	0	0	0	0	0	0	0	0
NFL TOTALS		11	1	7	5	2	2	9	0.0	0.0	2	0	0	0	0	0	0	0	0	0	0	0	0	0	0	0	0	0

h j i ; c \ m m h B i a g ; k j n o n \ n j i ; a i n d j ; n o \ o h o d n

DATE	TEAM	GP	GS	TACKLES							INTERCEPTIONS					FUMBLES				ST		MISC						
				TK	S	A	TFL	YDS	SK	YDS	QBH	NO	YDS	LG	TD	PD	FF	FR	TD	YDS	TK	S	A	FF	FR	S	A	
2019	Chiefs	2	0	0	0	0	0	0	0.0	0.0	0	0	0	0	0	0	0	0	0	0	0	0	0	0	0	0	0	0
2020	Chiefs	0	0	0	0	0	0	0	0.0	0.0	0	0	0	0	0	0	0	0	0	0	0	0	0	0	0	0	0	0
NFL TOTALS		2	0	0	0	0	0	0	0.0	0.0	0	0	0	0	0	0	0	0	0	0	0	0	0	0	0	0	0	0

nd bg`Hb`h` ; c d c n l j ` a i n d j`

Total Tackles 3 at Denver Broncos, Oct 25, 2020 **Tackles For Loss** 2 vs. Denver Broncos, Dec 15, 2019
Solo Tackles 2 vs. Denver Broncos, Dec 15, 2019
 ...1 more at 2.

M K M ; b \ h ` H t H b \ h ` ; m b p g \ n h \ n j i ; n o \ o h o d n ; C ` c d a n J o ` s \ i n D

W	DATE	OPPONENT	P/S	TACKLES							INTERCEPTIONS					FUMBLES				ST		MISC		W/L	SCORE			
				TK	S	A	SK	YDS	TFL	YDS	QBH	NO	YDS	LG	TD	PD	FF	FR	TD	YDS	TK	S	A			FF	FR	S
01	09/12	Browns																								W	33-29	
02	09/19	at Ravens																								L	35-36	
03	09/26	Chargers																								L	24-30	
04	10/03	at Eagles																								W	42-30	
05	10/10	Bills																								L	20-38	
06	10/17	at Football Team																								W	31-13	
07	10/24	at Titans																								L	3-27	
																											Went from Chiefs to Texans .	
11	11/21	at Titans																								W	22-13	
12	11/28	Jets																								L	14-21	
13	12/05	Colts																								L	0-31	
14	12/12	Seahawks																								L	13-33	
15	12/19	at Jaguars																								W	30-16	
16	12/26	Chargers	S	0	0	0	0.0	0.0	0	0	0	0	0	0	0	0	0	0	0	0	0	0	0	0	0	W	41-29	
17	01/02	at 49ers																								L	7-23	
18	01/09	Titans																								L	25-28	
2021 TOTALS		1-1		0	0	0	0.0	0.0	0	0	0	0	0	0	0	0	0	0	0	0	0	0	0	0	0	6-9		



CHARLIE
HECK

67
OFFENSIVE LINEMAN



Ht: 6-8 Wt: 311
 DOB: 11/20/1996 College: North Carolina
 Texans Season: 3 NFL Season: 3
 Acquired: 04a-'20

TRANSACTIONS: Selected by the Houston Texans in the fourth round (126th overall) of the 2020 NFL Draft...Placed on the Reserve/COVID-19 List on Sept. 6, 2021...Activated from the Reserve/COVID-19 List on Sept. 16, 2021.

2021 (Houston 15/13):

- ✦ Played in a career-high 15 games making 13 starts at right tackle
- ✦ Earned his first snaps of the season on offense and special teams at Cleveland (9/19)
- ✦ Made his first start of the season vs. New England (10/10) and blocked for QB Davis Mills, helping him become the first rookie quarterback in NFL history to finish a game with 300-plus passing yards, three-plus passing touchdowns and a passer rating of 140.0 or higher
- ✦ Helped pave the way for a rushing attack that combined for 124 yards on the ground and averaged 4.3 yards per carry at Indianapolis (10/17)
- ✦ Blocked for QB Davis Mills vs. the L.A. Rams (10/31) as he threw for 310 yards and completed 29-of-38 passes (76.3 percent), the best completion percentage of his career
- ✦ Helped protect QB Davis Mills as he threw for a career-high 331 yards vs. Seattle (12/13)
- ✦ Blocked for a rushing attack that gained a season-high 189 yards and two touchdowns on the ground, averaging 5.3 yards per carry vs. the L.A. Chargers (12/26)
- ✦ Helped protect QB Davis Mills vs. Tennessee (1/9/22) as he completed 23-of-33 passes (69.7 percent) for 301 yards, three touchdowns and a passer rating of 128.5

2020 (Houston 3/1):

- ✦ Appeared in three games (one start) as a rookie
- ✦ Inactive in Weeks 1-10 and 12-15
- ✦ Made his first NFL appearance vs. New England (11/22)
- ✦ Saw extended action at right tackle after Laremy Tunsil was injured and was part of an offensive line that helped the Texans offense average a franchise record 9.6 yards per play vs. Cincinnati (12/27)

- ✦ Made his first start at right tackle vs. Tennessee (1/3/21)

COLLEGE:

- ✦ Spent four seasons (2016-19) at the University of North Carolina at Chapel Hill, appearing in 43 games (34 starts) at both left and right tackle
- ✦ Started in 12 games at left tackle as a senior in 2019 and led the team with 43 knockdowns while only surrendering one half-sack all year long, earning him second-team All-ACC honors. Helped pave the way for an offense that averaged 474.0 yards per game, which ranked second in the ACC and 12th in the nation
- ✦ Started in all 11 games his junior season in 2018 as part of an offensive line that allowed just 10 sacks on the season, which ranked second in the ACC and seventh nationally. Earned the team's Lineman of the Week honors twice during the season with five knockdowns at Eastern Carolina (9/8) and three vs. Virginia (10/27)
- ✦ Played in all 12 games as a sophomore in 2017, starting the final 11 games of the season
- ✦ Played in eight games as a redshirt freshman in 2016, including the Tar Heels Sun Bowl appearance against Stanford (12/30)
- ✦ Redshirted in his first season at North Carolina in 2015

PERSONAL:

- ✦ Attended Rockhurst High School in Kansas City, Mo., where he played a variety of positions, including tight end, offensive tackle and defensive end
- ✦ As a team captain in his senior season, helped lead Rockhurst to a 12-2 record and the Missouri Class 6A state championship game
- ✦ Earned first-team All-District and All-Metro honors and was named second-team All-State
- ✦ His father, Andy Heck, is currently the offensive line coach for the Kansas City Chiefs, where he's coached since 2013
- ✦ His brother, Jon, was also a four-year starter on the offensive line at North Carolina (2013-16)

PLAYER BIOS



MM;b\h`H|tHb\h`;mi bpg\mth` \nj i ;no\odhad^n;Qb`s\i nD

W	DATE	OPPONENT	P/S		W/L	SCORE
01	09/12	Jaguars		RESERVE/COVID-19	W	37-21
02	09/19	at Browns	P		L	21-31
03	09/23	Panthers	P		L	9-24
04	10/03	at Bills		DID NOT PLAY	L	0-40
05	10/10	Patriots	S		L	22-25
06	10/17	at Colts	S		L	3-31
07	10/24	at Cardinals	S		L	5-31
08	10/31	Rams	S		L	22-38
09	11/07	at Dolphins	S		L	9-17
11	11/21	at Titans	S		W	22-13
12	11/28	Jets	S		L	14-21
13	12/05	Colts	S		L	0-31
14	12/12	Seahawks	S		L	13-33
15	12/19	at Jaguars	S		W	30-16
16	12/26	Chargers	S		W	41-29
17	01/02	at 49ers	S		L	7-23
18	01/09	Titans	S		L	25-28
2021 TOTALS			15-13		4-13	



NEVILLE
HEWITT

43
LINEBACKER

Ht: 6-2 Wt: 234
 DOB: 4/6/1993 College: Marshall
 Texans Season: 2 NFL Season: 8
 Acquired: FA-'21

TRANSACTIONS: Signed by the Miami Dolphins as a college free agent on May 8, 2015...Waived by the Dolphins on Sept. 2, 2017...Signed to the Dolphins practice squad on Oct. 9, 2017...Signed to the Dolphins active roster from the practice squad on Nov. 22, 2017...Signed by the New York Jets as an unrestricted free agent on March 28, 2018...Re-signed by the Jets on March 18, 2019...Re-signed by the Jets on March 20, 2020...Signed by the Houston Texans as a free agent on May 7, 2021...Placed on the Reserve/COVID-19 List on Dec. 27, 2021...Activated from the Reserve/COVID-19 List on Dec. 29, 2021...Re-signed with the Texans as an unrestricted free agent on March 30, 2022.

2021 (Houston 17/5):

- ✦ Played in all 17 games with five starts, totaling 51 defensive tackles (32 solo), one tackle for loss, one quarterback hit and a team-leading nine special teams tackles (five solo)
- ✦ Appeared in his first game as a Texan on special teams in the season opener vs. Jacksonville (9/12)
- ✦ Recorded his first tackle as a Texan on special teams at Cleveland (9/19)
- ✦ Made his first start as a Texan at Miami (11/7) and led the team in tackles with nine (five solo), also notching one special teams tackle
- ✦ Logged three tackles (two solo) and his first quarterback hit as a Texan at Tennessee (11/21)
- ✦ Notched four tackles (all solo) and his first tackle for loss as a Texan vs. the N.Y. Jets (11/28)
- ✦ Finished third on the team with nine tackles (four solo) and tallied one special teams tackle at Jacksonville (12/19)
- ✦ Led the team with 11 tackles (eight solo), tied for the third-highest total of his NFL career vs. the L.A. Chargers (12/26)

2020 (N.Y. Jets 16/16):

- ✦ Started all 16 games for the first time in his career and finished ninth in the NFL in total tackles (131). Also added 2.0 sacks, six tackles for loss, four passes defended, four quarterback hits, one forced fumble and one fumble recovery
- ✦ Notched a season-high 13 total tackles (10 solo) vs. Buffalo (10/25)
- ✦ Sacked QB Ryan Fitzpatrick and forced a fumble on the play vs. Miami (11/29). Also recovered a fumble at the end of the third quarter
- ✦ Posted a sack in consecutive games when he totaled 12

tackles (nine solo) and brought down QB Derek Carr in the second quarter for an eight-yard loss vs. Las Vegas (12/6)

2019 (N.Y. Jets 12/12):

- ✦ Started all 12 games he played in and notched 72 total tackles (42 solo), 3.0 sacks, eight quarterback hits, six tackles for loss, five passes defended and two interceptions
- ✦ Finished as one-of-seven players in the league with at least 3.0 sacks and two interceptions
- ✦ Intercepted QB Josh Allen with 1:06 left in the second quarter in the season-opener vs. Buffalo (9/8)
- ✦ Logged a sack in consecutive games in Weeks 2-3 vs. Cleveland (9/16) and vs. New England (9/22)
- ✦ Tallied a season-high 11 total tackles (seven solo) at Philadelphia (10/6)
- ✦ Recorded his second interception of the season at Washington (11/17) after intercepting QB Dwayne Haskins and returning it to the five-yard line to set up a Jets touchdown
- ✦ Notched eight total tackles (two solo), 1.0 sack, one quarterback hit and one tackle for loss vs. Pittsburgh (12/22)

2018 (N.Y. Jets 16/4):

- ✦ Appeared in all 16 games (four starts) for the third time in his career and registered 28 total tackles (18 solo), 1.5 sacks and 12 special teams tackles, which was the second most on the team
- ✦ Posted seven total tackles (five solo), 0.5 sack, one quarterback hit and a special teams tackle in his first start of the season at Buffalo (12/9)
- ✦ Contributed a season-high nine total tackles (six solo), 1.0 sack, three quarterback hits and one tackle for loss vs. Green Bay (12/23)

2017 (Miami 6/0):

- ✦ Signed to the Dolphins practice squad prior to Week 6
- ✦ Elevated to the active roster from the practice squad in Week 11 and appeared in six games, registering one special teams tackle

2016 (Miami 16/5, 1/0):

- ✦ Played in 16 games (five starts) and logged 57 total tackles (35 solo), 1.0 sack, four tackles for loss, one fumble recovery, one quarterback hit, one pass defended and seven special teams tackles

PLAYER BIOS



- Notched six total tackles (five solo), one tackle for loss and a special teams tackle vs. Cleveland (9/25)
- Added his first sack of the season vs. the N.Y. Jets (12/17) when he brought down QB Bryce Petty for a nine-yard loss
- Logged a season-high nine total tackles (six solo) and two tackles for loss at Buffalo (12/24)

2015 (Miami 16/2):

- Saw action in 16 games (two starts), totaling 32 tackles (22 solo), three passes defended, three tackles for loss, one interception and one quarterback hit
- Made his NFL debut at Washington (9/13)
- Tallied the first interception of his career when he picked off QB Tony Romo in the third quarter vs. Dallas (11/22)
- Tied a season-best with six total tackles (four solo), one tackle for loss and one pass defended in his second start of the season vs. New England (1/3/16)

COLLEGE:

Played two seasons at Marshall University in Huntington,

- W.Va. (2013-14) after transferring from Georgia Military College (2011-12) in Milledgeville, Ga. where he played two seasons
- Voted as the 2014 Conference USA Defensive Player of the Year by league coaches as he led the Herd defense to a 13-1 season, making a conference-high 123 tackles
- Ranked second on the team with 85 total tackles (30 solo), including 3.5 tackles for loss and 2.5 sacks. Also made an interception, had one pass breakup, a fumble recovery and a forced fumble on the year
- Saw action in two seasons at Georgia Military College (2011-12) and notched 65 tackles, five tackles for loss and five pass breakups as a sophomore (2012) when he played as a hybrid safety and linebacker

PERSONAL:

- Attended Rockdale County High School in Conyers, Ga.
- Graduated with a degree in business management from Marshall

2015-2021 Career Statistics

DATE	TEAM	GP	GS	TACKLES								INTERCEPTIONS					FUMBLES				ST				MISC		
				TK	S	A	TFL	YDS	SK	YDS	QBH	NO	YDS	LG	TD	PD	FF	FR	TD	YDS	TK	S	A	FF	FR	S	A
2015	Dolphins	16	2	32	22	10	3	8	0.0	0.0	1	1	0	0	0	3	0	0	0	0	7	5	2	0	0	0	0
2016	Dolphins	16	5	57	35	22	4	24	1.0	9.0	1	0	0	0	0	1	0	1	0	0	7	5	2	0	0	0	0
2017	Dolphins	6	0	0	0	0	0	0	0.0	0.0	0	0	0	0	0	0	0	0	0	0	1	1	0	0	0	0	0
2018	Jets	16	4	28	18	10	1	9	1.5	12.0	4	0	0	0	0	0	0	0	0	0	11	8	3	0	0	0	0
2019	Jets	12	12	72	42	30	6	23	3.0	18.0	8	2	13	9	0	5	0	0	0	0	3	2	1	0	0	0	0
2020	Jets	16	16	131	89	42	6	16	2.0	14.0	4	0	0	0	0	4	1	1	0	17	3	2	1	0	0	0	0
2021	Texans	17	5	51	32	19	1	3	0.0	0.0	1	0	0	0	0	0	0	0	0	0	9	5	4	0	0	0	0
NFL TOTALS		99	44	371	238	133	21	83	7.5	53.0	19	3	13	9	0	13	1	2	0	17	41	28	13	0	0	0	0

2016 Career Statistics

DATE	TEAM	GP	GS	TACKLES								INTERCEPTIONS					FUMBLES				ST				MISC			
				TK	S	A	TFL	YDS	SK	YDS	QBH	NO	YDS	LG	TD	PD	FF	FR	TD	YDS	TK	S	A	FF	FR	S	A	
2016	Dolphins	1	0	5	3	2	0	0	0.0	0.0	0	0	0	0	0	0	0	0	0	0	0	0	0	0	0	0	0	0
NFL TOTALS		1	0	5	3	2	0	0	0.0	0.0	0	0	0	0	0	0	0	0	0	0	0	0	0	0	0	0	0	

2020 Career Statistics

Total Tackles	13 vs. Buffalo Bills, Oct 25, 2020	Tackles For Loss	2 at Seattle Seahawks, Dec 13, 2020
Solo Tackles	10 vs. Buffalo Bills, Oct 25, 2020		...1 more at 2.
Sacks	1.0 vs. Las Vegas Raiders, Dec 06, 2020	Interceptions	1 at Washington Redskins, Nov 17, 2019
	...6 more at 1.0.		...2 more at 1.
Passes Defended	2 vs. Cleveland Browns, Dec 27, 2020	Interception Return Yards	9 at Washington Redskins, Nov 17, 2019
Forced Fumbles	1 vs. Miami Dolphins, Nov 29, 2020	Special Teams Tackles	3 vs. New York Jets, Oct 04, 2015
Fumble Recoveries	1 vs. Miami Dolphins, Nov 29, 2020	Longest Opponent's Fumble Return	17 vs. Miami Dolphins, Nov 29, 2020
	...1 more at 1.		

2017 Career Statistics

Total Tackles	5 at Pittsburgh Steelers, Jan 08, 2017	Solo Tackles	3 at Pittsburgh Steelers, Jan 08, 2017
----------------------	--	---------------------	--



KURT
HINISH

69
DEFENSIVE LINEMAN

Ht: 6-2 Wt: 302
DOB: 4/27/1999 College: Notre Dame
Texans Season: R NFL Season: R
Acquired: UDFA-'22

TRANSACTIONS: Signed by the Houston Texans as a college free agent on May 13, 2022.

COLLEGE:

- Played five seasons (2017-21) at the University of Notre Dame in South Bend, Ind., where he played in 61 games (35 starts) and amassed 81 tackles (42 solo), 20 tackles for loss, 7.5 sacks and one forced fumble

2021 (Notre Dame):

- Started all 11 games he appeared in as a fifth-year senior and totaled 28 tackles (15 solo), 2.0 sacks and 5.5 tackles for loss
- Opened the season with a sack at Florida State (9/5)
- Registered five tackles (one solo) and 1.5 tackles for loss at Virginia Tech (10/9)
- Logged a season-high 10 tackles (eight solo), 1.0 sack and two tackles for loss vs. Navy (11/6)
- Made three tackles (two solo) and one tackle for loss in the Fiesta Bowl vs. Oklahoma State (1/1/22)

2020 (Notre Dame):

- Appeared in all 12 games (11 starts) as a senior and finished with 19 tackles (13 solo), 2.0 sacks and 7.5 tackles for loss
- Earned All-ACC honorable mention recognition by the Associated Press
- Posted two tackles, 1.0 sack and two tackles for loss in the season opener vs. Duke (9/12)
- Logged three tackles, one tackle for loss and one quarterback hit vs. Clemson (11/7)
- Selected to the PFF National Team of the Week after posting three tackles at North Carolina (11/27)
- Totaled two tackles and half a tackle for loss in the ACC Championship vs. Clemson (12/19)
- Made two tackles in the CFP Semifinal at the Rose Bowl

Game vs. Alabama (1/1/21)

2019 (Notre Dame):

- Started all 13 games and totaled 15 tackles, 2.0 sacks, 4.5 tackles for loss and one quarterback hit as a junior
- Recorded a sack in the season-opening victory at Louisville (9/2)
- Notched three tackles (one solo), 0.5 sack and two tackles for loss vs. Virginia (9/28)
- Forced a fumble and finished with one tackle and 0.5 sack vs. USC (10/12)

2018 (Notre Dame):

- Played in all 13 games as a sophomore and amassed 13 tackles and 1.5 sacks
- Made 1.5 sacks, 1.5 tackles for loss and three tackles (two solo) in the win vs. Syracuse (11/17)

2017 (Notre Dame):

- Played 12 games as a freshman and notched eight tackles and half a tackle for loss
- Recorded a season-high three tackles and half a tackle for loss vs. USC (10/21)

PERSONAL:

- Attended Central Catholic High School in Pittsburgh, Pa., where he registered 27 tackles and 3.0 sacks as a senior in 2016, leading his team to a 14-2 record and the 2016 Pennsylvania Interscholastic Athletic Association Class-AAAAAA state championship game
- Helped Central Catholic to a 15-1 mark and 2015 Pennsylvania Interscholastic Athletic Association Class-AAAA state championship, recording 32 tackles as a junior
- Named 2016 first team Pennsylvania Football Writers All-State
- Earned Pittsburgh Post-Gazette Fabulous 22 recognition
- Selected to the Pittsburgh Tribune-Review Terrific 25
- Rated as the No. 26 defensive tackle in the nation by ESPN



KEVIN
HOGAN

16
QUARTERBACK



Ht: 6-3 Wt: 218
 DOB: 10/20/1992 College: Stanford
 Texans Season: 1 NFL Season: 4
 Acquired: FA-'22

TRANSACTIONS: Selected by the Kansas City Chiefs in the fifth round (162nd overall) of the 2016 NFL Draft...Released by the Chiefs on Sept. 3, 2016...Signed to the Cleveland Browns practice squad on Sept. 5, 2016...Elevated to the Browns active roster on Oct. 11, 2016...traded to Washington on April 6, 2018...Released by Washington on Sept. 1, 2018...Acquired via waivers by the Denver Broncos on Sept. 2, 2018...Re-signed with the Broncos as an unrestricted free agent on March 21, 2019...Released by the Broncos on Aug. 31, 2019...Signed to the Cincinnati Bengals practice squad on Nov. 28, 2020...Elevated to the Bengals active roster on Dec. 21, 2020...Reverted back to the Bengals practice squad on Dec. 22, 2020...Released by the Bengals on Jan. 4, 2021...Signed to the Tennessee Titans practice squad on Nov. 10, 2021...Elevated to the Titans active roster on Nov. 27, 2021...Reverted back to the Titans practice squad on Nov. 29, 2021...Re-signed with the Titans on Jan. 24, 2022...Released by the Titans on April 30, 2022...Signed with the Houston Texans on May 4, 2022.

2021 (Tennessee 1/0, 0/0):

- ✦ Took over for QB Ryan Tannehill and handled seven snaps in the fourth quarter at New England (11/28)

2020 (Cincinnati 0/0):

- ✦ Spent time on the Bengals practice squad and was activated for the game vs. Pittsburgh (12/21) but did not see game action

2019 (Denver 0/0):

- ✦ Went through the offseason with the Broncos until being released at the end of training camp

2018 (Denver 0/0):

- ✦ Added depth for the Broncos throughout the season but did not see game action

2017 (Cleveland 4/1):

- ✦ Played in four games (one start) and completed 46-of-75 passes (61.3 percent) for 517 yards, four touchdowns, five interceptions and a passer rating of 71.9. Rushed 10 times for 71 yards (7.1 avg.)
- ✦ Made his first appearance of the season in relief of QB DeShone Kizer at Baltimore (9/17) and completed 5-of-11 passes (45.5 percent) for 118 yards, one touchdown, one interception and a passer rating of 77.1
- ✦ Earned snaps vs. Cincinnati (10/1), completing five-of-eight passes (62.5 percent) for 65 yards

- ✦ Posted career highs in passing yards (194), passing touchdowns (two) and passer rating (122.4) vs. the N.Y. Jets (10/8), completing 16-of-19 passes (84.2 percent) and rushing four times for 30 yards (7.5 avg.)
- ✦ Made his first career start at Houston (10/15) and completed 20-of-37 passes (54.1 percent) for 140 yards and a touchdown. Also rushed a season-high five times for 36 yards (7.2 avg.)

2016 (Cleveland 4/0):

- ✦ Finished with 104 passing yards and completed 14-of-26 passes (53.8 percent) along with eight carries for 105 yards (13.1 avg.) and one rushing touchdown
- ✦ Played in his first career NFL game at Cincinnati (10/23), completed 12-of-24 passes (50.0 percent) for 100 yards and posted career rushing highs with seven carries for 104 yards and his first career rushing touchdown
- ✦ Completed both of his pass attempts for four yards vs. the N.Y. Jets (10/30)
- ✦ Logged one carry at Baltimore (11/10)
- ✦ Made his last appearance of the season vs. the N.Y. Giants (11/27)

COLLEGE:

- ✦ Played four seasons (2012-15) at Stanford (Calif.) University, where he played in 51 career games and completed 727-of-1,103 passes (65.9 percent) for 9,385 yards, 75 touchdowns, 29 interceptions and a passer rating of 154.6
- ✦ Earned All-Pac-12 second team honors, named Washington Football Legends College Player of the Year, was a Manning Award finalist and Davey O'Brien Award semifinalist as a fifth-year senior (2015), appearing in 14 games and completing 206-of-304 passes (67.8 percent) for 2,867 yards, 27 touchdowns and a passer rating of 171.0
- ✦ Appeared in 13 games and completed 232-of-352 passes (65.9 percent) for 2,792 yards, 19 touchdowns and a 145.8 passer rating as a senior (2014). Recognized as the Foster Farms Bowl Offensive MVP for his performance in the bowl game
- ✦ Threw for 2,630 yards on 180-of-295 passing along with 20 touchdowns and a 151.8 passer rating in 14 games as a junior (2013)
- ✦ Played in 10 games and completed 109-of-152 passes (71.7 percent) for 1,096 yards, nine touchdowns and a

PLAYER BIOS



- passer rating of 147.9 as a sophomore (2012)
- Did not see game action as a true freshman (2011)

PERSONAL:

- Attended Gonzaga College High School in Washington, D.C., where he earned three varsity football letters and SuperPrep All-America honors
- Finished his prep career with 4,762 passing yards and 37 touchdowns

- Passed for 1,820 yards, 14 touchdowns and tallied 366 rushing yards and six touchdowns as a senior
- Was a two-time first-team All-Washington Catholic Athletic Conference selection
- Recognized as the 2010 D.C. Player of the Year
- Also lettered in basketball
- Grandfather, James M. O'Brien, played college football at Navy and his uncles, Coley O'Brien and Ivan Brown, played football at Notre Dame

Player Statistics

DATE	TEAM	GP	GS	PASSING										RUSHING					
				ATT.	CMP.	PCT.	YDS	AVG.	TD	INT.	LG	SK	LST	RATE	NO.	YDS.	AVG.	LG	TD
2016	Chiefs	0	0	0	0	0.0	0	0.0	0	0	0	0	0	0.0	0	0	0.0	0	0
2016	Browns	4	0	26	14	53.8	104	4.0	0	2	17	2	10	31.6	8	105	13.1	28t	1
2016	TOTAL	4	0	26	14	53.8	104	4.0	0	2	17	2	10	31.6	8	105	13.1	28t	1
2017	Browns	4	1	75	46	61.3	517	6.9	4	5	49	6	35	71.9	10	71	7.1	11	0
2018	Broncos	0	0	0	0	0.0	0	0.0	0	0	0	0	0	0.0	0	0	0.0	0	0
2019	Broncos	0	0	0	0	0.0	0	0.0	0	0	0	0	0	0.0	0	0	0.0	0	0
2020	Broncos	0	0	0	0	0.0	0	0.0	0	0	0	0	0	0.0	0	0	0.0	0	0
2020	Bengals	0	0	0	0	0.0	0	0.0	0	0	0	0	0	0.0	0	0	0.0	0	0
2020	TOTAL	0	0	0	0	0.0	0	0.0	0	0	0	0	0	0.0	0	0	0.0	0	0
2021	Bengals	0	0	0	0	0.0	0	0.0	0	0	0	0	0	0.0	0	0	0.0	0	0
2021	Titans	0	0	0	0	0.0	0	0.0	0	0	0	0	0	0.0	0	0	0.0	0	0
2021	TOTAL	0	0	0	0	0.0	0	0.0	0	0	0	0	0	0.0	0	0	0.0	0	0
TOTALS		8	1	101	60	59.4	621	6.1	4	7	49	8	45	61.5	18	176	9.8	28T	1

Player Career Highlights

Pass Attempts	37 at Houston Texans, Oct 15, 2017	Passer Rating	38.1 at Houston Texans, Oct 15, 2017
Pass Completions	20 at Houston Texans, Oct 15, 2017	Rush Attempts	7 at Cincinnati Bengals, Oct 23, 2016
Yards Passing	194 vs. New York Jets, Oct 08, 2017	Rushing Yards	104 at Cincinnati Bengals, Oct 23, 2016
TD Passes	2 vs. New York Jets, Oct 08, 2017	Rushing Average	14.9 at Cincinnati Bengals, Oct 23, 2016
Long Passes	49 at Baltimore Ravens, Sep 17, 2017	Longest Runs	28t at Cincinnati Bengals, Oct 23, 2016
Completion Percentage	54.1 at Houston Texans, Oct 15, 2017	Rushing TDs	1 at Cincinnati Bengals, Oct 23, 2016

PLAYER BIOS



MKML;b`h`H tHb`h`;m`bpg`mth`nj i ;no`odhod`n;G`i b`gnJodh`i nD

W	DATE	OPPONENT	P/S	PASSING										RUSHING				W/L	SCORE		
				ATT	CMP	YDS	PCT	Y/A	Y/C	TD	INT	LG	SK/YD	RATE	ATT	YDS	LG			TD	
01	09/12	Vikings																		W	27-24+
02	09/19	at Bears																		L	17-20
03	09/26	at Steelers																		W	24-10
04	09/30	Jaguars																		W	24-21
05	10/10	Packers																		L	22-25+
06	10/17	at Lions																		W	34-11
07	10/24	at Ravens																		W	41-17
08	10/31	at Jets																		L	31-34
09	11/07	Browns																		L	16-41
11	11/21	at Raiders																		W	32-13
12	11/28	Steelers																		W	41-10
13	12/05	Chargers																		L	22-41
14	12/12	49ers																		L	23-26+
Went from Bengals to Titans .																					
15	12/19	at Steelers																		L	13-19
16	12/23	49ers																		W	20-17
17	01/02	Dolphins																		W	34-3
18	01/09	at Texans																		W	28-25
2021 TOTALS			0-0	0	0	0	0.0	0.0	0.0	0	0	0	0/0	0.0	0	0	0	0	10-7		

+ - Overtime

MKML;b`h`H tHb`h`;kj non`nj i ;no`odhod`n;G`odh`i nD

W	DATE	OPPONENT	P/S	PASSING										RUSHING				W/L	SCORE		
				ATT	CMP	YDS	PCT	Y/A	Y/C	TD	INT	LG	SK/YD	RATE	ATT	YDS	LG			TD	
02	01/22	Bengals																		L	16-19
2021 TOTALS			0-0	0	0	0	0.0	0.0	0.0	0	0	0	0/0	0.0	0	0	0	0	0-1		



TYTUS
HOWARD

71

OFFENSIVE LINEMAN



Ht: 6-5

DOB: 5/23/1996

Texans Season: 4

Acquired: 01-'19

Wt: 322

College: Alabama State

NFL Season: 4

TRANSACTIONS: Selected by the Houston Texans with the 23rd pick in the first round (23rd overall) of the 2019 NFL Draft...Placed on the Reserve/COVID-19 List on Aug. 13, 2021... Activated from the Reserve/COVID-19 List on Aug. 18, 2021...Placed on the Reserve/COVID-19 List on Dec. 23, 2021...Activated from the Reserve/COVID-19 List on Jan. 5, 2022...Fifth-year option exercised by the Texans on May 2, 2022.

HONORS:

- 2019 PFWA All-Rookie Team

2021 (Houston 15/15):

- Started all 15 games he played, a career high, with 11 starts at left guard and four starts at left tackle. Rated as Pro Football Focus' highest-graded pass-blocking tackle among the four weeks he started at left tackle with a grade of 89.9
- Started vs. Jacksonville (9/12) and helped the offense score 37 points, the highest Week 1 point total in franchise history
- Blocked for QB Davis Mills vs. New England (10/10), helping him become the first rookie quarterback in NFL history to finish a game with 300-plus passing yards, three-plus passing touchdowns and a passer rating of 140.0 or higher
- Helped pave the way for a rushing attack that combined for 124 yards on the ground and averaged 4.3 yards per carry at Indianapolis (10/17)
- Blocked for QB Davis Mills vs. the L.A. Rams (10/31) as he threw for 310 yards and completed 29-of-38 passes (76.3 percent), the best completion percentage of his career
- Made his first career start at left tackle, helping pave the way for a rushing attack that totaled 96 yards on 24 attempts, averaging 4.0 yards per carry vs. the N.Y. Jets (11/28)
- Helped protect QB Davis Mills as he threw for a career-high 331 yards vs. Seattle (12/13)
- Blocked for QB Davis Mills as he threw for 209 yards, two touchdowns and a passer rating of 92.2 in the win at Jacksonville (12/19)
- Helped protect QB Davis Mills vs. Tennessee (1/9/22) as he completed 23-of-33 passes (69.7 percent) for 301 yards, three touchdowns and a passer rating of 128.5

2020 (Houston 14/14):

- Started at right tackle in all 14 games he played in before

being placed on the Reserve/Injured list on Dec. 23 and helped the team average an NFL-best 8.31 yards per passing play

- Started at right tackle at Kansas City (9/10) in which the Texans rushed for 5.4 yards per attempt
- Blocked for QB Deshaun Watson at right tackle as Watson threw for 300 passing yards and two touchdowns vs. Minnesota (10/4)
- Started at right tackle vs. Jacksonville (10/11) and helped the Texans record 486 net yards and an average of 8.4 yards per play, which was the third highest average in franchise history
- Started at right tackle as part of an offensive line that did not allow a sack and helped QB Deshaun Watson pass for 344 yards and two touchdowns vs. New England (11/22)
- Blocked for QB Deshaun Watson at right tackle as Watson passed for 318 yards and four passing touchdowns at Detroit (11/26)

2019 (Houston 8/8, 0/0):

- Played in eight games (eight starts) at right tackle before being placed on the Reserve/Injured list on Nov. 30
- Blocked for 396 total net yards of offense vs. Indianapolis (11/21), the Texans eighth game on the season with over 350 total net yards
- Started at right tackle in the win over Jacksonville (11/3) at Wembley Stadium in London as part of an offensive line that paved the way for 216 total rushing yards, the most rushing yards in a single game since Week 12 of the 2018 season vs. Tennessee (281) and the second-most yards in a game under Head Coach Bill O'Brien
- Started at right tackle at Kansas City (10/13) and was part of an offensive line that did not allow a sack on QB Deshaun Watson for a second-consecutive week, the first time the Texans had accomplished the feat since Weeks 1-2 of 2014
- Started at right tackle vs. Atlanta (10/6) and protected QB Deshaun Watson, who threw for 426 yards and five touchdowns
- Made his second-career start and first at right tackle, playing every snap in the Week 3 win over the L.A. Chargers (9/22)
- Started at left guard in his NFL debut vs. Jacksonville (9/15) and played every snap of the Texans' first win of the season

PLAYER BIOS



COLLEGE:

- ✦ Played four seasons (2015-18) at Alabama State University in Montgomery, Ala. after redshirting the 2014 campaign
- ✦ Three-year starter and three-year captain along the offensive line
- ✦ Began his career as a walk-on tight end before transitioning to offensive line
- ✦ Started 10 games along the offensive line as a senior in 2018, earning FCS First-Team All-America honors from HERO Sports
- ✦ Played and started all 11 games at tackle in 2017, allowing just one sack

- ✦ Started in seven games on the offensive line in 2016
- ✦ Appeared in eight games with six starts in 2015, helping Alabama State average 373.5 yards per game on offense
- ✦ Redshirted as a freshman in 2014

PERSONAL:

- ✦ Attended Monroe County High School in Monroeville, Ala.
- ✦ Played quarterback in high school and rushed for 315 yards in a single game as a senior
- ✦ Lettered in basketball in high school as well
- ✦ Son of Tyran Rivers and Nathaniel Howard
- ✦ Majored in criminal justice at Alabama State

2021 SCHEDULE

W	DATE	OPPONENT	P/S		W/L	SCORE
01	09/12	Jaguars	S		W	37-21
02	09/19	at Browns	S		L	21-31
03	09/23	Panthers	S		L	9-24
04	10/03	at Bills	S		L	0-40
05	10/10	Patriots	S		L	22-25
06	10/17	at Colts	S		L	3-31
07	10/24	at Cardinals	S		L	5-31
08	10/31	Rams	S		L	22-38
09	11/07	at Dolphins	S		L	9-17
11	11/21	at Titans	S		W	22-13
12	11/28	Jets	S		L	14-21
13	12/05	Colts	S		L	0-31
14	12/12	Seahawks	S		L	13-33
15	12/19	at Jaguars	S		W	30-16
16	12/26	Chargers		RESERVE/COVID-19	W	41-29
17	01/02	at 49ers		RESERVE/COVID-19	L	7-23
18	01/09	Titans	S		L	25-28
2021 TOTALS			15-15		4-13	



JERRY
HUGHES

55
DEFENSIVE LINEMAN



Ht: 6-2 Wt: 254
DOB: 8/13/1988 College: TCU
Texans Season: 1 NFL Season: 12
Acquired: FA-'22

TRANSACTIONS: Selected by the Indianapolis Colts in the first round (31st overall) of the 2010 NFL Draft...Traded to the Buffalo Bills on April 29, 2013...Signed a two-year contract extension with the Bills on May 21, 2019...Placed on the non-football injury list on July 28, 2021...Activated from the non-football injury list on Aug. 10, 2021...Signed with the Houston Texans on May 11, 2022.

2021 (Buffalo 17/16, 2/2):

- ✦ Appeared in 17 games (16 starts) and totaled 18 tackles (eight solo), 2.0 sacks, seven quarterback hits, one tackle for loss, two forced fumbles and three passes defended
- ✦ Registered one tackle, 0.5 sack and one quarterback hit at Kansas City (10/10)
- ✦ Tallied one tackle, 1.0 sack, two quarterback hits and a forced fumble vs. Miami (10/31)
- ✦ Recorded a forced fumble for the second consecutive game at Jacksonville (11/7)
- ✦ Had 1.0 sack, one tackle, one tackle for loss and three quarterback hits in two postseason starts

2020 (Buffalo 15/15, 3/3):

- ✦ Started all 15 games he appeared in and recorded 29 tackles (19 solo), 4.5 sacks, one interception, three passes defended, 11 quarterback hits, four tackles for loss, two forced fumbles and two fumble recoveries
- ✦ Notched two tackles (two solo) and one fumble recovery in the season opener vs. the N.Y. Jets (9/13)
- ✦ Recorded his first career interception and six tackles (five solo), 2.0 sacks, one tackle for loss and one forced fumble at the N.Y. Jets (10/25)
- ✦ Posted four tackles (one solo), 0.5 sack and two quarterback hits vs. the L.A. Chargers (11/29)
- ✦ Registered 2.0 sacks, three tackles, two tackles for loss and two quarterback hits in the AFC Divisional Round vs. Baltimore (1/16/21)

2019 (Buffalo 16/16, 1/1):

- ✦ Started all 16 games and finished with 23 tackles (14 solo), 4.5 sacks, nine quarterback hits and six tackles for loss
- ✦ Made three tackles (one solo), 1.5 sacks, two quarterback hits and two passes defended in the season opener at the N.Y. Jets (9/8)
- ✦ Registered five tackles (three solo) and one tackle for loss at Tennessee (10/6)
- ✦ Notched two tackles (two solo), 1.0 sack, two quarterback hits and one tackle for loss vs. Baltimore (12/8)

- ✦ Logged a postseason career-high 3.0 sacks and four tackles in the Wild Card Round at Houston (1/4/20)

2018 (Buffalo 16/16):

- ✦ Started all 16 games and totaled 37 tackles (30 solo), a team-leading 7.0 sacks, 18 quarterback hits, a career-high 13 tackles for loss and three forced fumbles
- ✦ Notched six tackles, 1.0 sack, three quarterback hits and one tackle for loss vs. the L.A. Chargers (9/16)
- ✦ Posted three tackles, 1.5 sacks and three quarterback hits at Houston (10/14)

2017 (Buffalo 16/16, 1/1):

- ✦ Started all 16 games and amassed 44 tackles (28 solo), 4.0 sacks, 11 quarterback hits, 12 tackles for loss and one forced fumble
- ✦ Registered six tackles (four solo), 2.0 sacks and three tackles for loss at Carolina (9/17)
- ✦ Made four tackles (two solo) and two tackles for loss at Kansas City (11/26)
- ✦ Posted three tackles in the Wild Card Round at Jacksonville (1/7/18)

2016 (Buffalo 16/15):

- ✦ Appeared in all 16 games (15 starts) and finished with 48 tackles (31 solo), 6.0 sacks, 11 quarterback hits, eight tackles for loss and one forced fumble
- ✦ Recorded six tackles (five solo) and 2.0 sacks at Baltimore (9/11)
- ✦ Logged five tackles (three solo), one quarterback hit and one tackle for loss vs. the N.Y. Jets (9/15)
- ✦ Notched three tackles (three solo), 1.0 sack and one tackle for loss at Seattle (11/7)

2015 (Buffalo 16/16):

- ✦ Started all 16 games and tied for the team lead with 5.0 sacks, also amassing 52 tackles (37 solo), 12 quarterback hits, eight tackles for loss, two forced fumbles and one fumble recovery
- ✦ Registered three tackles (two solo), 1.0 sack, one forced fumble and one pass defended vs. New England (9/20)
- ✦ Posted three tackles (three solo), four quarterback hits, one tackle for loss, one forced fumble and one fumble recovery vs. Miami (11/8)
- ✦ Made seven tackles (four solo), 1.0 sack, one quarterback hit and two tackles for loss at Washington (12/20)

2014 (Buffalo 16/16):

PLAYER BIOS



- Started all 16 games and recorded career highs in tackles (53 total, 36 solo), sacks (10.0), quarterback hits (20) and forced fumbles (three)
- Amassed five tackles (three solo), 1.0 sack and one tackle for loss vs. Miami (9/14)
- Notched five tackles (four solo), 2.0 sacks, three quarterback hits, three tackles for loss and a forced fumble at Detroit (10/5)
- Logged seven tackles (five solo), 1.0 sack and three quarterback hits vs. New England (10/12)
- Made four tackles (three solo), 2.0 sacks and three tackles for loss vs. Kansas City (11/9)

2013 (Buffalo 16/1):

- Appeared in 16 games (one start) and finished with 42 tackles (30 solo), 10.0 sacks, 18 quarterback hits, nine tackles for loss and two forced fumbles
- Opened the season with three tackles (two solo), 0.5 sack and two quarterback hits vs. New England (9/8)
- Registered five tackles (two solo), 1.5 sacks and one forced fumble at Cleveland (10/3)
- Recorded a single-game career-high nine tackles (five solo) in addition to one pass defended vs. Cincinnati (10/13)
- Finished with four tackles (all solo), 2.0 sacks and two tackles for loss at Pittsburgh (11/10)
- Posted two tackles (both solo), 2.0 sacks, three quarterback hits and two tackles for loss vs. Atlanta (12/1)

2012 (Indianapolis 16/6, 1/0):

- Saw action in all 16 games (six starts) and totaled 34 tackles (23 solo), 4.0 sacks, one pass defended, 10 quarterback hits and seven tackles for loss
- Notched eight tackles (three solo), 1.0 sack, three quarterback hits and one tackle for loss at the N.Y. Jets (10/14)
- Logged three tackles (one solo), 1.5 sacks, one quarterback hit and one tackle for loss vs. Cleveland (10/21)
- Made four tackles (all solo) and one tackle for loss at Kansas City (12/23)

2011 (Indianapolis 12/1):

- Appeared in 12 games (one start) and recorded nine tackles (four solo), 1.0 sack and one quarterback hit
- Registered one tackle and his first NFL sack at Tampa Bay (10/3)
- Posted two tackles (one solo) at Jacksonville (1/1/12)

2010 (Indianapolis 12/0):

- Played in 12 games and finished with six tackles, one quarterback hit and one tackle for loss
- Recorded his first career tackle and quarterback hit vs. Houston (11/1)
- Finished with two tackles vs. Cincinnati (11/14)
- Logged three tackles (all solo) and one tackle for loss vs. Tennessee (1/2/11)

COLLEGE:

- Played four seasons (2006-09) at Texas Christian University in Fort Worth, Texas, where he appeared in 49 games (27 starts) and recorded 143 tackles (83 solo), 40.5 tackles for loss, 28.5 sacks, three interceptions, eight forced fumbles and four fumble recoveries
- Led the Horned Frogs with 16.5 tackles for loss and 11.5 sacks as a senior in 2009. Finished fifth on the team with a collegiate career-high 58 tackles and became the second player in TCU history to become a two-time consensus first-team All-American
- Registered a career-high 19.5 tackles for loss and 15.0 sacks as a junior (2008)
- Saw actions in 13 games (one start) and finished with 30 tackles (18 solo), 3.5 tackles for loss and one sack as a sophomore (2007)

PERSONAL:

- Attended Stephen F. Austin High School in Sugar Land, Texas, where he played running back as a senior and rushed for 1,412 yards and 19 touchdowns
- Named a unanimous first-team All-District 20-5A selection as a senior
- Was a three-year letterman in football and baseball

Player Statistics Summary

DATE	TEAM	GP	GS	TACKLES							INTERCEPTIONS					FUMBLES					ST				MISC											
				TK	S	A	TFL	YDS	SK	YDS	QBH	NO	YDS	LG	TD	PD	FF	FR	TD	YDS	TK	S	A	FF	FR	S	A									
2010	Colts	12	0	6	6	0	1	0	0.0	0.0	1	0	0	0	0	0	0	0	0	0	0	0	0	0	0	0	0	0	0	0	0	0	0	0	0	0
2011	Colts	12	1	9	4	5	0	0	1.0	5.0	1	0	0	0	0	0	0	0	0	0	0	0	0	0	0	6	2	4	0	0	0	0	0	0	0	
2012	Colts	16	6	34	23	11	7	0	4.0	18.0	10	0	0	0	0	1	0	0	0	0	0	0	0	0	7	6	1	0	0	0	0	0	0	0	0	
2013	Bills	16	1	42	30	12	9	59	10.0	65.5	18	0	0	0	0	2	2	0	0	0	0	0	0	0	4	2	2	0	0	0	0	0	0	0	0	
2014	Bills	16	16	53	36	17	13	70	10.0	64.0	20	0	0	0	0	0	3	1	1	18	0	0	0	0	0	0	0	0	0	0	0	0	0	0	0	
2015	Bills	16	16	52	37	15	8	53	5.0	63.0	12	0	0	0	0	4	2	1	0	2	0	0	0	0	0	0	0	0	0	0	0	0	0	0	0	
2016	Bills	16	15	48	31	17	8	60	6.0	56.0	11	0	0	0	0	3	1	0	0	0	0	0	0	0	0	0	0	0	0	0	0	0	0	0	0	
2017	Bills	16	16	44	28	16	12	48	4.0	24.0	11	0	0	0	0	0	1	0	0	0	0	0	0	0	0	0	0	0	0	0	0	0	0	0	0	
2018	Bills	16	16	37	30	7	13	52	7.0	42.5	18	0	0	0	0	1	3	0	0	0	0	0	0	0	0	0	0	0	0	0	0	0	0	0	0	
2019	Bills	16	16	23	14	9	6	30	4.5	27.5	9	0	0	0	0	3	0	1	0	11	0	0	0	0	0	0	0	0	0	0	0	0	0	0	0	
2020	Bills	15	15	29	19	10	4	13	4.5	20.0	11	1	-3	0	0	3	2	2	1	21	0	0	0	0	0	0	0	0	0	0	0	0	0	0	0	
2021	Bills	17	16	18	8	10	1	4	2.0	8.5	7	0	0	0	0	3	2	0	0	0	0	0	0	0	0	0	0	0	0	0	0	0	0	0	0	
NFL TOTALS		184	134	395	266	129	82	389	58.0	394.0	129	1	-3	0	0	20	16	5	2	52	17	10	7	0	0	0	0	0	0	0	0	0	0	0	0	

PLAYER BIOS



ē`mmt;cpbc`nβi ag;kj non` \nj i ;_`a`i ndq` ;no\odhod`n

DATE	TEAM	GP	GS	TACKLES							INTERCEPTIONS						FUMBLES				ST		MISC				
				TK	S	A	TFL	YDS	SK	YDS	QBH	NO	YDS	LG	TD	PD	FF	FR	TD	YDS	TK	S	A	FF	FR	S	A
2010	Colts	1	0	0	0	0	0	0	0	0.0	0.0	0	0	0	0	0	0	0	0	0	0	0	0	0	0	0	0
2012	Colts	1	0	1	1	0	0	0	0.0	0.0	0	0	0	0	0	0	0	0	0	0	0	0	0	0	0	0	
2017	Bills	1	1	3	1	2	0	0	0.0	0.0	0	0	0	0	0	0	0	0	0	0	0	0	0	0	0	0	
2019	Bills	1	1	4	3	1	3	6	3.0	6.0	4	0	0	0	0	0	0	0	0	0	0	0	0	0	0	0	
2020	Bills	3	3	6	5	1	3	15	3.0	13.0	3	0	0	0	0	0	0	0	0	0	0	0	0	0	0	0	
2021	Bills	2	2	1	1	0	1	4	1.0	4.0	3	0	0	0	0	0	0	0	0	0	0	0	0	0	0	0	
NFL TOTALS		9	7	15	11	4	7	25	7.0	23.0	10	0	0	0	0	0	0	0	0	0	0	0	0	0	0	0	

nd bg`Hb`h` ;cδcnβ_`a`i ndq`

Total Tackles	9 vs. Cincinnati Bengals, Oct 13, 2013	Fumble Recoveries	1 at Denver Broncos, Dec 19, 2020 ...4 more at 1.
Solo Tackles	5 at New York Jets, Oct 25, 2020 ...5 more at 5.	Tackles For Loss	3 at Green Bay Packers, Sep 30, 2018 ...3 more at 3.
Sacks	2.0 at New York Jets, Oct 25, 2020 ...8 more at 2.0.	Interceptions	1 at New York Jets, Oct 25, 2020
Passes Defensed	2 at New York Jets, Sep 08, 2019 ...1 more at 2.	Special Teams Tackles	3 vs. Green Bay Packers, Oct 07, 2012
Forced Fumbles	1 at Jacksonville Jaguars, Nov 07, 2021 ...15 more at 1.	Longest Opponent's Fumble Return	21 at Denver Broncos, Dec 19, 2020


nd bg`Hb`h` ;cδcn;βkj non` \nj i β_`a`i ndq`

Total Tackles	4 at Houston Texans, Jan 04, 2020	Sacks	3.0 at Houston Texans, Jan 04, 2020
Solo Tackles	3 at Houston Texans, Jan 04, 2020	Tackles For Loss	3 at Houston Texans, Jan 04, 2020

MKM;b`h`H t`Hb`h` ;m`bpg\nt`h` \nj i ;no\odhod`n;β`δgnD

W	DATE	OPPONENT	P/S	TACKLES							INTERCEPTIONS						FUMBLES				ST		MISC		W/L	SCORE		
				TK	S	A	SK	YDS	TFL	YDS	QBH	NO	YDS	LG	TD	PD	FF	FR	TD	YDS	TK	S	A	FF			FR	S
01	09/12	Steelers	S	1	0	1	0.0	0.0	0	0	0	0	0	0	0	0	0	0	0	0	0	0	0	0	0	0	L	16-23
02	09/19	at Dolphins	S	2	1	1	0.0	0.0	0	0	0	0	0	0	0	0	0	0	0	0	0	0	0	0	0	0	W	35-0
03	09/26	Football Team	S	0	0	0	0.0	0.0	0	0	0	0	0	0	0	0	0	0	0	0	0	0	0	0	0	0	W	43-21
04	10/03	Texans	S	1	1	0	0.0	0.0	0	0	0	0	0	0	1	0	0	0	0	0	0	0	0	0	0	0	W	40-0
05	10/10	at Chiefs	S	1	0	1	0.5	0.0	0	0	1	0	0	0	0	0	0	0	0	0	0	0	0	0	0	0	W	38-20
06	10/18	at Titans	S	0	0	0	0.0	0.0	0	0	2	0	0	0	0	1	0	0	0	0	0	0	0	0	0	0	L	31-34
08	10/31	Dolphins	S	1	1	0	1.0	6.0	0	0	2	0	0	0	0	1	0	0	0	0	0	0	0	0	0	0	W	26-11
09	11/07	at Jaguars	S	2	1	1	0.0	0.0	0	0	1	0	0	0	0	1	0	0	0	0	0	0	0	0	0	0	L	6-9
10	11/14	at Jets	S	0	0	0	0.0	0.0	0	0	0	0	0	0	0	0	0	0	0	0	0	0	0	0	0	0	W	45-17
11	11/21	Colts	S	0	0	0	0.0	0.0	0	0	0	0	0	0	0	0	0	0	0	0	0	0	0	0	0	0	L	15-41
12	11/25	at Saints	P	1	0	1	0.0	0.0	0	0	0	0	0	0	0	0	0	0	0	0	0	0	0	0	0	0	W	31-6
13	12/06	Patriots	S	1	0	1	0.0	0.0	0	0	0	0	0	0	0	0	0	0	0	0	0	0	0	0	0	0	L	10-14
14	12/12	at Buccaneers	S	2	1	1	0.0	0.0	0	0	0	0	0	0	0	0	0	0	0	0	0	0	0	0	0	0	L	27-33+
15	12/19	Panthers	S	3	1	2	0.0	0.0	1	4	0	0	0	0	0	1	0	0	0	0	0	0	0	0	0	0	W	31-14
16	12/26	at Patriots	S	1	1	0	0.0	0.0	0	0	0	0	0	0	0	0	0	0	0	0	0	0	0	0	0	0	W	33-21
17	01/02	Falcons	S	1	1	0	0.0	0.0	0	0	0	0	0	0	0	0	0	0	0	0	0	0	0	0	0	0	W	29-15
18	01/09	Jets	S	1	0	1	0.5	2.5	0	0	1	0	0	0	0	0	0	0	0	0	0	0	0	0	0	0	W	27-10
2021 TOTALS		17-16	18	8	10	2.0	8.5	1	4	7	0	0	0	0	3	2	0	0	0	0	0	0	0	0	0	0	11-6	

+ - Overtime



ANDY
JANOVICH



41
FULLBACK

Ht: 6-1 Wt: 238
 DOB: 5/23/1993 College: Nebraska
 Texans Season: 1 NFL Season: 7
 Acquired: UFA-'22 (CLE)

TRANSACTIONS: Selected by the Denver Broncos in the sixth round (176th overall) of the 2016 NFL Draft...Signed an extension with the Broncos on Oct. 11, 2019...Traded to the Cleveland Browns on March 18, 2020...Placed on the Reserve/COVID-19 List on Nov. 16, 2020...Activated from the Reserve/COVID-19 List on Nov. 30, 2020...Signed with the Houston Texans as an unrestricted free agent on March 25, 2022.

HONORS:

- ✦ 2019 Ed Block Courage Award winner - Broncos
- ✦ 2020 Salute to Service Award winner - Browns

2021 (Cleveland 13/3):

- ✦ Appeared in 13 games (three starts), mostly aiding special teams and blocking on offense
- ✦ Handled his only two carries of the season and rushed for a one-yard touchdown vs. Houston (9/19)
- ✦ Caught two passes for six yards (3.0 avg.) at Green Bay (12/25)

2020 (Cleveland 14/3, 2/0):

- ✦ Played in 14 contests (three starts) and helped the Browns run game finish third in the NFL for rushing yards (2,374) and fifth in yards per carry (4.8)
- ✦ Made his first start with the Browns vs. Cincinnati (9/17)
- ✦ Caught one pass for 13 yards vs. Washington (9/27)
- ✦ Made his first career playoff appearance in the Wild Card Round at Pittsburgh (1/10/21)

2019 (Denver 7/3):

- ✦ Appeared in seven games (three starts)
- ✦ Made his first start of the season vs. Jacksonville (9/29)
- ✦ Recorded one reception for a season-high 22 yards vs. Kansas City (10/17)
- ✦ Rushed for a one-yard touchdown on his only carry of the season at Minnesota (11/17)

2018 (Denver 16/7):

- ✦ Started a career-high seven games and recorded a career-high eight receptions for 112 yards and one touchdown
- ✦ Rushed for a season-long 32 yards on one carry vs. Kansas City (10/1)

- ✦ Caught two passes for 30 yards including a 20-yard touchdown reception in the season finale vs. the L.A. Chargers (12/30)

2017 (Denver 16/4):

- ✦ Played in 16 games (four starts) and rushed six times for 12 yards and caught four passes for 35 yards
- ✦ Caught two passes for 14 yards and logged one carry for three yards at the L.A. Chargers (10/22)
- ✦ Scored his first touchdown of the season on a one-yard carry vs. the N.Y. Jets (12/10)

2016 (Denver 11/5):

- ✦ Rushed four times for 33 yards (8.3 avg.) and recorded four receptions for 33 yards (8.8 avg.) as a rookie
- ✦ Scored a touchdown on his first NFL carry vs. Carolina (9/8), a season-long 28-yard run
- ✦ Caught one pass for 13 yards and rushed once for two yards at Cincinnati (9/25)

COLLEGE:

- ✦ Played four seasons (2012-15) at the University of Nebraska in Lincoln, Neb.
- ✦ Finished fourth on the team with 265 rushing yards and averaged 6.3 yards per carry as a senior (2015). Led the team with 13 special teams tackles (11 solo) and earned Honorable Mention All-Big Ten recognition by the coaches
- ✦ Played in all 13 games as a junior (2014) and helped block for Ameer Abdullah as he recorded his third consecutive 1,000-yard rushing season
- ✦ Appeared in all 13 games as a sophomore (2013)

PERSONAL:

- ✦ Attended Gretna (Neb.) High School and was named first-team All-Nebraska by the Omaha World-Herald as a linebacker after leading his school to the Nebraska Class B semifinals as a senior
- ✦ Rushed for 799 yards and 18 touchdowns (7.6 yards per carry) and led the team with 112 tackles and eight tackles for loss as a senior
- ✦ Combined to go 99-0 during his final two seasons as a high school wrestler and won the 2012 Class B 220-pound championship with a 46-0 record and the 2011 Class B 189-pound title with a 53-0 record

PLAYER BIOS



Running Back Career Statistics

DATE	TEAM	GP	GS	RUSHING					RECEIVING				
				NO.	YDS.	AVG.	LG	TD	NO.	YDS.	AVG.	LG	TD
2016	Broncos	11	5	4	33	8.3	28t	1	5	44	8.8	13	0
2017	Broncos	16	4	6	12	2.0	4	1	4	35	8.8	16	0
2018	Broncos	16	7	2	5	2.5	3	0	8	112	14.0	32	1
2019	Broncos	7	3	1	1	1.0	1t	1	5	42	8.4	22	0
2020	Browns	14	3	2	4	2.0	2	0	2	13	6.5	13	0
2021	Browns	13	3	2	0	0.0	1t	1	3	9	3.0	3	0
NFL TOTALS		77	25	17	55	3.2	28T	4	27	255	9.4	32	1

Running Back Career Statistics

DATE	TEAM	KICKOFF RETURNS					PUNT RETURNS					
		RET.	YDS.	AVG.	LG	TD	NO.	FC	YDS.	AVG.	LG	TD
2016	Broncos	0	0	0.0	0	0	0	0	0	0.0	0	0
2017	Broncos	1	10	10.0	10	0	0	0	0	0.0	0	0
2018	Broncos	1	8	8.0	8	0	0	0	0	0.0	0	0
2019	Broncos	0	0	0.0	0	0	0	0	0	0.0	0	0
2020	Browns	1	13	13.0	13	0	0	0	0	0.0	0	0
2021	Browns	2	19	9.5	13	0	0	0	0	0.0	0	0
NFL TOTALS		5	50	10.0	13	0	0	0	0	0.0	0	0

Notable Career Highlights

Rush Attempts	2 vs. Houston Texans, Sep 19, 2021 ...1 more at 2.	All-Purpose Yards	40 vs. Kansas City Chiefs, Oct 01, 2018
Rushing Yards	28 vs. Carolina Panthers, Sep 08, 2016	Kickoff Returns	2 vs. Baltimore Ravens, Dec 12, 2021
Longest Runs	28t vs. Carolina Panthers, Sep 08, 2016	Kickoff Return Yards	19 vs. Baltimore Ravens, Dec 12, 2021
Rushing TDs	1 vs. Houston Texans, Sep 19, 2021 ...3 more at 1.	Longest Kickoff Return	13 vs. Baltimore Ravens, Dec 12, 2021 ...1 more at 13.
Receptions	2 at Green Bay Packers, Dec 25, 2021 ...4 more at 2.	Special Teams Tackles	2 at Arizona Cardinals, Oct 18, 2018 ...1 more at 2.
Receiving Yards	32 vs. Kansas City Chiefs, Oct 01, 2018	Most TDs	1 vs. Houston Texans, Sep 19, 2021 ...4 more at 1.
Longest Receptions	32 vs. Kansas City Chiefs, Oct 01, 2018	Miscellaneous Tackles	1 at Cincinnati Bengals, Oct 25, 2020
Receiving TDs	1 vs. Los Angeles Chargers, Dec 30, 2018		

PLAYER BIOS



Michael Hightman, Jr.

W	DATE	OPPONENT	P/S	RUSHING					RECEIVING					W/L	SCORE
				NO.	YDS.	AVG.	LG	TD	NO.	YDS.	AVG.	LG	TD		
01	09/12	at Chiefs	S	0	0	0.0	0	0	0	0	0.0	0	0	L	29-33
02	09/19	Texans	S	2	0	0.0	1t	1	0	0	0.0	0	0	W	31-21
03	09/26	Bears	P	0	0	0.0	0	0	0	0	0.0	0	0	W	26-6
04	10/03	at Vikings	P	0	0	0.0	0	0	0	0	0.0	0	0	W	14-7
05	10/10	at Chargers	P	0	0	0.0	0	0	0	0	0.0	0	0	L	42-47
06	10/17	Cardinals						DID NOT PLAY					L	14-37	
07	10/21	Broncos						DID NOT PLAY					W	17-14	
08	10/31	Steelers						DID NOT PLAY					L	10-15	
09	11/07	at Bengals	P	0	0	0.0	0	0	0	0.0	0	0	W	41-16	
10	11/14	at Patriots	P	0	0	0.0	0	0	0	0.0	0	0	L	7-45	
11	11/21	Lions	P	0	0	0.0	0	0	0	0.0	0	0	W	13-10	
12	11/28	at Ravens						INACTIVE					L	10-16	
14	12/12	Ravens	S	0	0	0.0	0	0	1	3	3.0	3	0	W	24-22
15	12/20	Raiders	P	0	0	0.0	0	0	0	0	0.0	0	0	L	14-16
16	12/25	at Packers	P	0	0	0.0	0	0	2	6	3.0	3	0	L	22-24
17	01/03	at Steelers	P	0	0	0.0	0	0	0	0	0.0	0	0	L	14-26
18	01/09	Bengals	P	0	0	0.0	0	0	0	0	0.0	0	0	W	21-16
2021 TOTALS			13-3	2	0	0.0	1T	1	3	9	3.0	3	0	8-9	



JORDAN JENKINS

50
DEFENSIVE LINEMAN



Ht: 6-3
DOB: 7/1/1994
Acquired: UFA-'21 (NYJ)

Wt: 260
College: Georgia
Texans Season: 2 **NFL Season:** 7

TRANSACTIONS: Selected by the New York Jets with the 20th pick of the third round (83rd overall) of the 2016 NFL Draft...Re-signed by the Jets on March 23, 2020...Signed by the Houston Texans as an unrestricted free agent on March 29, 2021...Placed on the Reserve/Injured List on Nov. 27, 2021...Designated for return to the active roster on Dec. 15, 2021...Activated on Dec. 18, 2021...Placed on the Reserve/COVID-19 List on Dec. 23, 2021...Activated from the Reserve/COVID-19 List on Dec. 29, 2021.

2021 (Houston 11/0):

- ✦ Played in 11 games in his first season as a Texan and made 20 tackles (nine solo), four tackles for loss, 2.5 sacks and five quarterback hits
- ✦ Appeared in his first game as a Texan and tallied one tackle in the season opener vs. Jacksonville (9/12)
- ✦ Recorded a season-high five tackles (one solo) vs. New England (10/10)
- ✦ Finished with four tackles (two solo) and a season-high 1.5 sacks at Miami (11/7)
- ✦ Notched two tackles (both solo), 1.0 sack, one quarterback hit and one tackle for loss at San Francisco (1/2/22)

2020 (N.Y. Jets 12/12):

- ✦ Started in 12 games and contributed 32 total tackles (15 solo), 2.0 sacks, six quarterback hits, three tackles for loss, one forced fumble and one pass defended
- ✦ Added his first sack of the season vs. San Francisco (9/20) and also notched two quarterback hits
- ✦ Recorded 0.5 sack, two quarterback hits and a forced fumble vs. Miami (11/29)
- ✦ Placed on the Reserve/Injured list prior to Week 15

2019 (N.Y. Jets 14/13):

- ✦ Appeared in 14 games (13 starts) and became just the fourth linebacker in Jets history with at least 8.0 sacks in a season
- ✦ Registered 32 total tackles (21 solo), matched his single season high with two forced fumbles and amassed nine tackles for loss
- ✦ Strip-sacked Bills QB Josh Allen in the first quarter vs. Buffalo (9/18)
- ✦ Logged 2.0 sacks, two tackles for loss, two quarterback hits and one pass defended vs. the N.Y. Giants (11/10)
- ✦ Recorded his second multi-sack game of the season vs. Miami (12/8) when he contributed 2.0 sacks and a season-

high three quarterback hits

- ✦ Finished the season strongly with 1.0 sack, two tackles for loss, one forced fumble and a pass defended at Buffalo (12/29)

2018 (N.Y. Jets 16/11):

- ✦ Played in all 16 games (11 starts) and registered 34 total tackles (24 solo), 7.0 sacks, 15 quarterback hits, six tackles for loss, two forced fumbles and two fumble recoveries
- ✦ Notched at least one quarterback hit in 12-of-16 games
- ✦ Strip-sacked Dolphins QB Ryan Tannehill and recovered the fumble at the Miami 12-yard line in Week 2 (9/16)
- ✦ Added his second-consecutive game with a strip-sack at Cleveland (9/20)
- ✦ Contributed 2.0 sacks for a total of 19 yards at Miami (11/4)
- ✦ Logged his seventh sack of the season vs. Houston (12/15)

2017 (N.Y. Jets 16/15):

- ✦ Saw action in 16 games (15 starts) amassing 3.0 sacks, nine quarterback hits, five tackles for loss, two passes defended, two fumble recoveries and one forced fumble
- ✦ Posted three quarterback hits and two solo tackles at Cleveland (10/8)
- ✦ Tallied the first multi-sack game of his career and also forced a fumble vs. Buffalo (11/2)
- ✦ Registered 1.0 sack vs. Kansas City (12/3)

2016 (N.Y. Jets 14/11):

- ✦ Appeared in 14 games (11 starts) and recorded 40 total tackles (22 solo), 2.5 sacks, three quarterback hits, two tackles for loss, two passes defended, one forced fumble and a fumble recovery as a rookie
- ✦ Posted the first full sack of his NFL career vs. Miami (12/17) and also totaled five tackles (four solo)
- ✦ Logged 1.0 sack for a 12-yard loss and one fumble recovery in the win vs. Buffalo (1/1/17)

COLLEGE:

- ✦ Played four seasons (2012-15) at the University of Georgia in Athens, Ga.
- ✦ Tied for the team lead in tackles for loss (10.5) and finished second on the team in sacks (4.0) in his senior season (2015)
- ✦ Named UGA Most Improved Player of the Year as a junior (2014) when he totaled 70 tackles, 9.5 tackles for loss and 5.0 sacks

PLAYER BIOS



- Started 13 games as a sophomore (2013) and was voted to the All-SEC Coaches' Second Team after amassing 45 total tackles, 12 tackles for loss, two fumble recoveries, and one forced fumble
- Played in 14 games (six starts) as a true freshman (2012) and notched 31 total tackles and 5.0 sacks

PERSONAL:

- Attended Harris County High School in Hamilton, Ga.
- Was rated as the best prospect in the state by Scout.com and named to the Atlanta Journal-Constitution Super 11 and Class AAAA All-State Team as a senior
- Returned to his high school in 2018 to host a free football camp for kids ages six to 18

ej m \i ;e`i f d nbi ag:m bpg\mn` \nj i ;_` a`i ndq ;no\odhod`n

DATE	TEAM	GP	GS	TACKLES							INTERCEPTIONS					FUMBLES					ST		MISC				
				TK	S	A	TFL	YDS	SK	YDS	QBH	NO	YDS	LG	TD	PD	FF	FR	TD	YDS	TK	S	A	FF	FR	S	A
2016	Jets	14	11	40	22	18	2	3	2.5	16.0	3	0	0	0	0	2	1	1	0	0	1	1	0	0	0	0	0
2017	Jets	16	15	46	30	16	5	16	3.0	16.0	9	0	0	0	0	2	1	2	0	0	3	2	1	0	0	0	0
2018	Jets	16	11	34	24	10	6	31	7.0	64.5	15	0	0	0	0	2	2	0	0	1	0	1	0	0	0	0	0
2019	Jets	14	13	32	21	11	9	46	8.0	42.0	13	0	0	0	0	3	2	0	0	0	0	0	0	0	0	0	0
2020	Jets	12	12	32	15	17	3	9	2.0	8.5	6	0	0	0	0	1	1	0	0	0	0	0	0	0	0	0	0
2021	Texans	11	0	20	9	11	4	23	2.5	24.0	5	0	0	0	0	0	0	0	0	0	0	0	0	0	0	0	0
NFL TOTALS		83	62	204	121	83	29	128	25.0	171.0	51	0	0	0	0	8	7	5	0	0	5	3	2	0	0	0	0

nd bg`Hb`h` ;cdbcnlj_` a`i ndq`

- Total Tackles** 9 at Los Angeles Chargers, Nov 22, 2020
- Solo Tackles** 4 at Tennessee Titans, Dec 02, 2018
...3 more at 4.
- Sacks** 2.0 vs. Miami Dolphins, Dec 08, 2019
...3 more at 2.0.
- Passes Defensed** 1 at Los Angeles Chargers, Nov 22, 2020
...7 more at 1.

- Forced Fumbles** 1 vs. Miami Dolphins, Nov 29, 2020
...6 more at 1.
- Fumble Recoveries** 1 vs. Indianapolis Colts, Oct 14, 2018
...4 more at 1.
- Tackles For Loss** 2 at Miami Dolphins, Nov 07, 2021
...4 more at 2.
- Special Teams Tackles** 1 at Miami Dolphins, Nov 04, 2018
...4 more at 1.

MKM;b`h`H t Hb`h` ;mi bpg\mth` \nj i ;no\odhod`n;D` s`i nD

W DATE	OPPONENT	P/S	TACKLES							INTERCEPTIONS					FUMBLES					ST		MISC		W/L	SCORE			
			TK	S	A	SK	YDS	TFL	YDS	QBH	NO	YDS	LG	TD	PD	FF	FR	TD	YDS	TK	S	A	FF			FR	S	A
01 09/12	Jaguars	P	1	0	1	0.0	0.0	0	0	0	0	0	0	0	0	0	0	0	0	0	0	0	0	0	0	0	W	37-21
02 09/19	at Browns	P	1	0	1	0.0	0.0	0	0	0	0	0	0	0	0	0	0	0	0	0	0	0	0	0	0	L	21-31	
03 09/23	Panthers		INACTIVE																				L	9-24				
04 10/03	at Bills		INACTIVE																				L	0-40				
05 10/10	Patriots	P	5	1	4	0.0	0.0	1	3	1	0	0	0	0	0	0	0	0	0	0	0	0	0	0	0	L	22-25	
06 10/17	at Colts	P	1	1	0	0.0	0.0	0	0	0	0	0	0	0	0	0	0	0	0	0	0	0	0	0	0	L	3-31	
07 10/24	at Cardinals	P	1	1	0	0.0	0.0	0	0	0	0	0	0	0	0	0	0	0	0	0	0	0	0	0	0	L	5-31	
08 10/31	Rams	P	3	1	2	0.0	0.0	0	0	0	0	0	0	0	0	0	0	0	0	0	0	0	0	0	0	L	22-38	
09 11/07	at Dolphins	P	4	2	2	1.5	16.0	2	12	3	0	0	0	0	0	0	0	0	0	0	0	0	0	0	0	L	9-17	
11 11/21	at Titans	P	1	1	0	0.0	0.0	0	0	0	0	0	0	0	0	0	0	0	0	0	0	0	0	0	0	W	22-13	
12 11/28	Jets		RESERVE/INJURED																				L	14-21				
13 12/05	Colts		RESERVE/INJURED																				L	0-31				
14 12/12	Seahawks		RESERVE/INJURED																				L	13-33				
15 12/19	at Jaguars	P	0	0	0	0.0	0.0	0	0	0	0	0	0	0	0	0	0	0	0	0	0	0	0	0	0	W	30-16	
16 12/26	Chargers		RESERVE/COVID-19																				W	41-29				
17 01/02	at 49ers	P	2	2	0	1.0	8.0	1	8	1	0	0	0	0	0	0	0	0	0	0	0	0	0	0	0	L	7-23	
18 01/09	Titans	P	1	0	1	0.0	0.0	0	0	0	0	0	0	0	0	0	0	0	0	0	0	0	0	0	0	L	25-28	
2021 TOTALS		11-0	20	9	11	2.5	24.0	4	23	5	0	0	0	0	0	0	0	0	0	0	0	0	0	0	0	4-13		



JOHNNY JOHNSON III



89
WIDE RECEIVER



Ht: 6-0
DOB: 5/4/1999
Acquired: CFA-'22

Wt: 197
College: Oregon
Texans Season: R **NFL Season:** R

TRANSACTIONS: Signed with the Houston Texans as a college free agent on May 13, 2022.

COLLEGE:

- ✦ Played five seasons (2017-21) at the University of Oregon in Eugene, Ore., where he finished ranked No. 10 in school history with 139 career receptions

2021 (Oregon):

- ✦ Played in Oregon's first 10 games of the season (nine starts) as a fifth-year senior before suffering a season-ending injury
- ✦ Finished with 25 receptions for 311 yards (12.4 avg.) and one touchdown, catching at least one pass in nine of 10 games played and returning three kickoffs for 63 yards
- ✦ Caught three passes for a season-high 76 yards and a touchdown vs. Fresno State (9/4)
- ✦ Logged four receptions for 41 yards vs. Stony Brook (9/18)
- ✦ Notched four receptions for 45 yards with a 25-yard catch and run at UCLA (10/23)

2020 (Oregon):

- ✦ Started all seven games in the COVID-19 shortened season as a senior, finishing with 19 receptions for 267 yards (14.1 avg.) and two touchdowns
- ✦ Earned All-Pac-12 honorable mention by the league's coaches
- ✦ Became the 29th player in program history with 100 career receptions
- ✦ Finished second on the team with 11 receptions that resulted in a first down
- ✦ Notched his 100th career catch on a two-yard touchdown in the fourth quarter at Washington State (11/14)
- ✦ Registered a season-long 39-yard reception for a touchdown at California (12/5)

2019 (Oregon):

- ✦ Played in all 14 games (13 starts) as a junior and led the team in receptions (57), receiving yards (836) and receiving touchdowns (seven)
- ✦ Earned a spot on the PFF National Team of the Week (Week 13) and was a two-time PFF Pac-12 Team of the Week selection (Week 9 & 13)

- ✦ Led the team with seven catches for 98 yards vs. Auburn (8/31)
- ✦ Logged eight receptions for 76 yards and two touchdowns vs. Montana (9/14)
- ✦ Registered 10 receptions for 207 yards and two touchdowns at Arizona State (11/23)
- ✦ Paced the Ducks with six catches for 87 yards in the Pac-12 Championship Game vs. Utah (12/6)

2018 (Oregon):

- ✦ Played in all 13 games (six starts) as a sophomore and hauled in 17 passes for 215 yards (12.6 avg.) and four touchdowns
- ✦ Was one of three Pac-12 players with a receiving score in each of the first three games of the season
- ✦ Caught a 40-yard touchdown pass vs. Bowling Green (9/1)
- ✦ Logged three catches for 74 yards and two touchdowns, his first career multi-touchdown game, vs. San Jose State (9/15)

2017 (Oregon):

- ✦ Played in all 13 games (10 starts) as a freshman and totaled 21 receptions for 299 yards (14.2 avg.) and one touchdown
- ✦ Ranked sixth among Pac-12 freshman in receiving yards
- ✦ Totaled four catches for a season-high 80 yards, highlighted by a 51-yard grab vs. Nebraska (9/9)
- ✦ Equaled his season high with four catches including three going for first downs, totaling 53 yards at Wyoming (9/16)
- ✦ Caught two passes for 24 yards and a touchdown at Arizona State (9/23)

PERSONAL:

- ✦ Attended Chandler (Ariz.) High School, where he caught 77 passes for 1,274 yards (16.5 avg.) and eight touchdowns for Chandler's Arizona 6A state championship team as a senior
- ✦ Eclipsed the 100-yard receiving mark five times in 2016
- ✦ Rated the No. 11 overall prospect in Arizona by ESPN
- ✦ As a junior, caught 37 passes for 552 yards (14.9 avg.) and two touchdowns to help lead his school to a state semifinal appearance



CAMERON JOHNSTON



11
PUNTER

Ht: 5-11 Wt: 194
 DOB: 2/24/1992 College: Ohio State
 Texans Season: 2 NFL Season: 5
 Acquired: FA-'21

TRANSACTIONS: Signed by the Philadelphia Eagles as a college free agent on May 11, 2017...Waived by the Eagles on Sept. 2, 2017...Signed by the Eagles on Jan. 3, 2018...Re-signed by the Eagles on March 12, 2020...Signed by the Houston Texans as a free agent on March 30, 2021.

2021 (Houston 17/0):

- ✔ Played in all 17 games and punted 88 times for 4,108 yards, both career highs, for an average of 46.7 yards per punt. Also posted a career-high 3,673 net punting yards (41.7 avg.)
- ✔ Pinned a franchise-record and career-high 37 punts inside the the 20-yard line, finishing with the second-most punts inside the 20 in the NFL in 2021
- ✔ Recorded five punts for 251 yards (50.2 avg.) with one punt inside the 20 at Buffalo (10/3)
- ✔ Punted five times for 212 yards (42.4 avg.), including a long of 55 yards and four punts inside the 20 at Indianapolis (10/17)
- ✔ Logged seven punts for 344 yards (49.1 avg.) with a career-long punt of 69 yards at Arizona (10/24). Pinned a career-high two punts within the 5-yard line
- ✔ Punted seven times for 364 yards (52.0 avg.), including a long of 63 yards, and pinned two punts inside the 20 vs. the L.A. Rams (10/31). Set a single-game career high with 362 net punting yards
- ✔ Punted seven times for 307 yards (43.9 avg.), including a long of 52 yards, and tied a career high with five punts inside the 20 at Tennessee (11/21)
- ✔ Booted five punts for 236 yards (47.2 avg.), including a long of 56 yards vs. the N.Y. Jets (11/28). Notched his sixth consecutive game with multiple kicks within the 20, finishing with two
- ✔ Punted six times for 302 yards (50.3 avg.) with a long of 60 yards, pinning one punt inside the 20 vs. Indianapolis (12/5)
- ✔ Recorded four punts for 193 yards (48.3 avg.) with a long of 55 yards, pinning three punts inside the 20 at Jacksonville (12/19)
- ✔ Booted one punt for 53 yards, marking the first regular-season game appearance of his career with one-or-fewer punts vs. the L.A. Chargers (12/26)
- ✔ Punted seven times for 328 yards (46.9 avg.) with a long of 53 yards, pinning one punt inside the 20-yard line at San Francisco (1/2/22). Dropped a 39-yard punt at the

49ers 4-yard line, tying Shane Lechler (2013) for the second-most punts within the 5-yard line through 16 games in Texans history (six)

- ✔ Logged five punts for 213 yards (42.6 avg.) with a long of 50 yards vs. Tennessee (1/9/22), pinning four punts inside the 20-yard line

2020 (Philadelphia 16/0):

- ✔ Finished fourth in the NFL in both punting yards (3,318) and net punting yards (2,924), while also tying for sixth in the league in punts inside the 20-yard line (26)
- ✔ Logged a season-best 53.6 punting average and 50.2 net punting average at Washington (9/13)
- ✔ Notched a season-high 307 punt yards on six punts (47.3 avg.) at San Francisco (10/4)
- ✔ Tallied three punts inside the 20-yard line at Green Bay (12/6)

2019 (Philadelphia 16/0, 1/0):

- ✔ Punted 71 times for 3,292 yards (46.4 avg.) with 28 punts inside the 20-yard line and only four touchbacks on the season
- ✔ Recorded eight punts for a season-high 387 yards (48.4 avg.), including a season-long 61-yard punt vs. New England (11/17)
- ✔ Posted a career-high five punts inside the 20-yard line vs. the N.Y. Giants (12/9)

2018 (Philadelphia 16/0, 2/0):

- ✔ Set single-season franchise records in gross punting average (48.1) and net punting average (42.7). Also ranked third and fourth, respectively, in the NFL in those categories
- ✔ Finished tied for fifth in the NFL in punts over 60 yards (five)
- ✔ Amassed a season-high 313 punting yards on six punts (52.2 avg.) vs. Atlanta (9/6)
- ✔ Logged a season-long 68-yard punt at Tennessee (9/30)
- ✔ Appeared in the NFC Divisional Round matchup at New Orleans (1/13/19) and notched five punts for 241 yards (48.2 avg.) with three punts inside the 20-yard line

2017 (Philadelphia 0/0, 0/0):

- ✔ Signed by the Eagles as a college free agent and spent the offseason with the team

COLLEGE:

PLAYER BIOS



- Played four seasons (2013-16) at Ohio State University in Columbus, Ohio
- Named Big Ten Eddleman-Fields Punter of the Year and was a second-team All-America selection as a senior (2016) after totaling 57 punts for 2,614 yards (46.7 avg.)
- Earned second-team all-Big Ten Conference in his junior season (2015) after ranking second in the Big Ten in punting average (43.9), punts inside the 20 (26) and 50-plus yard punts (18)
- Led the Big Ten with a 45.1-yard punting average on 48

- punts as a sophomore (2014)
- Garnered second-team freshman All-American honors by College Football News in his true freshman season (2013) after leading all Big Ten punters with a 44.0 punting average

PERSONAL:

- Attended St. Joseph's College in Newtown, Australia
- Came out of the Melbourne-based punter/kicker training ground Prokick Australia and was a former Australian Rules football player for Melbourne Football Club

^h`nj i ;ej ci noj i B;i ag;m bpg\mn` \nj i ;kpi od b;no\odhod`n

DATE	TEAM	GP	PUNTS	BLK	YDS.	AVG.	LG	TB	IN20	OPP. RET.	OPP. YDS.	NET YDS.	NET AVG.
2017	Eagles	0	0	0	0	0.0	0	0		0	0	0	0.0
2018	Eagles	16	61	0	2,937	48.1	68	7	24	29	194	2,603	42.7
2019	Eagles	16	71	0	3,292	46.4	61	4	28	32	207	3,005	42.3
2020	Eagles	16	71	1	3,318	46.7	66	6	26	41	274	2,924	40.6
2021	Texans	17	88	0	4,108	46.7	69	4	37	45	355	3,673	41.7
NFL TOTALS		65	291	1	13,655	46.9	69	21	115	147	1,030	12,205	41.8

^h`nj i ;ej ci noj i B;i ag;kj non` \nj i ;kpi od b;no\odhod`n

DATE	TEAM	GP	PUNTS	BLK	YDS.	AVG.	LG	TB	IN20	OPP. RET.	OPP. YDS.	NET YDS.	NET AVG.
2018	Eagles	2	10	0	467	46.7	54	0	4	3	8	459	45.9
2019	Eagles	1	3	0	136	45.3	46	0	1	1	5	131	43.7
NFL TOTALS		3	13	0	603	46.4	54	0	5	4	13	590	45.4

nd bg`Hb`h` ;cdbcn\kpi o`m

Punts	8 vs. New York Giants, Dec 09, 2019 ...1 more at 8.	Net Punting Avg	52.3 at Los Angeles Rams, Dec 16, 2018
Gross Punting Yards	387 vs. New York Giants, Dec 09, 2019 ...1 more at 387.	Longest Punts	69 at Arizona Cardinals, Oct 24, 2021
Gross Punting Avg	56.0 at Tampa Bay Buccaneers, Sep 16, 2018	Inside the 20	5 at Tennessee Titans, Nov 21, 2021 ...1 more at 5.
Net Punting Yards	362 vs. Los Angeles Rams, Oct 31, 2021	Special Teams Tackles	1 vs. Chicago Bears, Nov 03, 2019 ...3 more at 1.

nd bg`Hb`h` ;cdbcn;Hkj non` \nj i \kpi o`m

Punts	5 at New Orleans Saints, Jan 13, 2019 ...1 more at 5.	Net Punting Avg	46.6 at New Orleans Saints, Jan 13, 2019
Gross Punting Yards	241 at New Orleans Saints, Jan 13, 2019	Longest Punts	54 at New Orleans Saints, Jan 13, 2019
Gross Punting Avg	48.2 at New Orleans Saints, Jan 13, 2019	Inside the 20	3 at New Orleans Saints, Jan 13, 2019
Net Punting Yards	233 at New Orleans Saints, Jan 13, 2019		

PLAYER BIOS



Matthew Wright

W	DATE	OPPONENT		PUNTS	BLK	YDS.	AVG.	LG	TB	IN20	OPP. RET.	OPP. YDS.	NET YDS.	NET AVG.	W/L	SCORE
01	09/12	Jaguars	P	6	0	266	44.3	52	0	3	2	1	265	44.2	W	37-21
02	09/19	at Browns	P	4	0	209	52.3	56	1	1	3	22	167	41.8	L	21-31
03	09/23	Panthers	P	6	0	267	44.5	53	0	3	2	17	250	41.7	L	9-24
04	10/03	at Bills	P	5	0	251	50.2	61	0	1	4	24	227	45.4	L	0-40
05	10/10	Patriots	P	3	0	99	33.0	54	0	1	1	13	86	28.7	L	22-25
06	10/17	at Colts	P	5	0	212	42.4	55	0	4	2	8	204	40.8	L	3-31
07	10/24	at Cardinals	P	7	0	344	49.1	69	1	2	2	27	297	42.4	L	5-31
08	10/31	Rams	P	7	0	364	52.0	63	0	2	3	2	362	51.7	L	22-38
09	11/07	at Dolphins	P	5	0	235	47.0	58	0	3	3	31	204	40.8	L	9-17
11	11/21	at Titans	P	7	0	307	43.9	52	0	5	4	20	287	41.0	W	22-13
12	11/28	Jets	P	5	0	236	47.2	56	0	2	1	17	219	43.8	L	14-21
13	12/05	Colts	P	6	0	302	50.3	60	0	1	5	37	265	44.2	L	0-31
14	12/12	Seahawks	P	5	0	229	45.8	58	1	1	2	31	178	35.6	L	13-33
15	12/19	at Jaguars	P	4	0	193	48.3	55	0	3	3	49	144	36.0	W	30-16
16	12/26	Chargers	P	1	0	53	53.0	53	0	0	0	0	53	53.0	W	41-29
17	01/02	at 49ers	P	7	0	328	46.9	53	1	1	4	33	275	39.3	L	7-23
18	01/09	Titans	P	5	0	213	42.6	50	0	4	4	23	190	38.0	L	25-28
2021 TOTALS			17	88	0	4,108	46.7	69	4	37	45	355	3,673	41.7	4-13	



BREVIN
JORDAN



9
TIGHT END

Ht: 6-3 Wt: 245
DOB: 7/16/2000 College: Miami (Fla.)
Texans Season: 2 NFL Season: 2
Acquired: 05a-'21

TRANSACTIONS: Selected by the Houston Texans with the third pick of the fifth round (147th overall) of the 2021 NFL Draft.

2021 (Houston 9/2):

- Played in nine games (two starts) and caught 20 passes for 178 receiving yards (8.9 avg.) and three touchdowns, tied for the second-most receiving touchdowns by a rookie tight end in Texans history
- Made his first NFL start and appearance vs. the L.A. Rams (10/31) and finished with 41 receiving yards on three catches, including the first touchdown of his career
- Finished with three receptions for 23 yards (7.7 avg.) and a touchdown vs. the N.Y. Jets (11/28). Caught a 13-yard touchdown pass from QB Tyrod Taylor
- Posted 26 receiving yards on four receptions (6.5 avg.) and one touchdown vs. Seattle (12/12). Caught a five-yard touchdown pass from QB Davis Mills
- Caught four passes for a career-high 56 yards (14.0 avg.) with a career-long 27-yard reception vs. the L.A. Chargers (12/26)

COLLEGE:

- Spent three seasons (2018-20) at the University of Miami (Fla.), where he played in 30 games (29 starts) and totaled 1,358 receiving yards on 105 receptions (12.9 avg.) with 13 touchdowns
- As a junior in 2020, named Second Team All-ACC after starting all eight games he played in and finishing second on the team in receptions (38) and receiving yards (576)

while also tying for the team lead with seven touchdown receptions

- Was a semifinalist for the John Mackey Award, which honors the nation's top tight end
- Ended his collegiate career with a game-high eight receptions for 96 yards (12.0 avg.) and two receiving touchdowns in the 2020 Cheez-It Bowl against Oklahoma State (12/29)
- As a sophomore in 2019, garnered First Team All-ACC honors after starting all 10 games he played in and posted 35 receptions for 495 receiving yards (14.1 avg.) and two touchdowns
- Named a Mackey Award finalist, which honors the nation's top tight end
- Saw action in 12 games (11 starts) as a true freshman and notched 32 receptions for 287 yards (9.0 avg.) and four receiving touchdowns. Also earned 2018 All-ACC Second Team honors

PERSONAL:

- Attended Bishop Gorman High School in Las Vegas
- His father, Darrell, was drafted by the Atlanta Falcons in the ninth round of the 1990 NFL Draft
- Posted single-season career highs in receiving yards (1,111), receptions (63) and touchdowns (13) during his senior year of high school
- Rated as the top-ranked tight end in the country by ESPN.com and 247Sports.com

RECEIVING AND RUSHING STATISTICS

DATE	TEAM	RECEIVING							RUSHING				
		GP	GS	NO.	YDS.	AVG.	LG	TD	NO.	YDS.	AVG.	LG	TD
2021	Texans	9	2	20	178	8.9	27	3	0	0	0.0	0	0
NFL TOTALS		9	2	20	178	8.9	27	3	0	0	0.0	0	0

PLAYER BIOS



nd bg`Hb`h` ;cwbcnlmi`^` dgd b

Receptions	4 vs. Los Angeles Chargers, Dec 26, 2021 ...1 more at 4.	Receiving TDs	1 vs. Seattle Seahawks, Dec 12, 2021 ...2 more at 1.
Receiving Yards	56 vs. Los Angeles Chargers, Dec 26, 2021	All-Purpose Yards	56 vs. Los Angeles Chargers, Dec 26, 2021
Receiving Average	14.0 vs. Los Angeles Chargers, Dec 26, 2021	Most TDs	1 vs. Seattle Seahawks, Dec 12, 2021 ...2 more at 1.
Longest Receptions	27 vs. Los Angeles Chargers, Dec 26, 2021		

MKM;b`h`H t Hb`h` ;mi bpg\mth` \nj i ;no\odhod`n;Dw`s\i nD

W	DATE	OPPONENT	P/S	RECEIVING					RUSHING					W/L	SCORE
				NO.	YDS.	AVG.	LG	TD	NO.	YDS.	AVG.	LG	TD		
01	09/12	Jaguars												W	37-21
02	09/19	at Browns												L	21-31
03	09/23	Panthers												L	9-24
04	10/03	at Bills												L	0-40
05	10/10	Patriots												L	22-25
06	10/17	at Colts												L	3-31
07	10/24	at Cardinals												L	5-31
08	10/31	Rams	S	3	41	13.7	23	1	0	0	0.0	0	0	L	22-38
09	11/07	at Dolphins	P	2	9	4.5	5	0	0	0	0.0	0	0	L	9-17
11	11/21	at Titans	S	1	7	7.0	7	0	0	0	0.0	0	0	W	22-13
12	11/28	Jets	P	3	23	7.7	13t	1	0	0	0.0	0	0	L	14-21
13	12/05	Colts	P	2	7	3.5	5	0	0	0	0.0	0	0	L	0-31
14	12/12	Seahawks	P	4	26	6.5	11	1	0	0	0.0	0	0	L	13-33
15	12/19	at Jaguars												W	30-16
16	12/26	Chargers	P	4	56	14.0	27	0	0	0	0.0	0	0	W	41-29
17	01/02	at 49ers	P	1	9	9.0	9	0	0	0	0.0	0	0	L	7-23
18	01/09	Titans	P	0	0	0.0	0	0	0	0	0.0	0	0	L	25-28
2021 TOTALS			9-2	20	178	8.9	27	3	0	0	0.0	0	0	4-13	



DESMOND
KING II

25
DEFENSIVE BACK



Ht: 5-10 Wt: 200
DOB: 12/14/1994 College: Iowa
Texans Season: 2 NFL Season: 6
Acquired: UFA-'21 (TEN)

TRANSACTIONS: Selected by the Los Angeles Chargers with the seventh pick of the fifth round (151st overall) of the 2017 NFL Draft...Traded to the Tennessee Titans on Nov. 2, 2020...Signed by the Houston Texans as an unrestricted free agent on March 30, 2021...Re-signed with the Texans on March 21, 2022.

HONORS:

- ✦ AP First Team All-Pro - Defensive Back (2018)
- ✦ AP Second Team All-Pro - Punt Returner (2018)
- ✦ AFC Defensive Player of the Week (Week 9, 2018)
- ✦ AFC Special Teams Player of the Week (Week 13, 2018)

CAREER:

- ✦ Became just the sixth player in NFL history and second defensive back (Roy Williams, 2002-03) ever to post multiple pick-sixes and at least four sacks over the first two seasons of his career
- ✦ One of five defensive backs (Malcolm Jenkins, Jordan Poyer, Harrison Smith and Mike Hilton) with at least 8.0 sacks and seven interceptions since 2017
- ✦ Was one of five players in 2017 (Carlos Dunlap, Cameron Jordan, Ryan Kerrigan and John Simon) to post an interception returned for a touchdown and at least 3.0 sacks

2021 (Houston 16/12):

- ✦ Played in 16 games (12 starts) in his first season as a Texan, totaling a career-high 86 defensive tackles (62 solo) as well as one tackle for loss, three interceptions (tied his career high), six passes defended, one forced fumble and a career-high seven special teams tackles (six solo)
- ✦ Led the team with eight tackles (five solo) in his first game as a Texan in the season opener vs. Jacksonville (9/12)
- ✦ Started his first game as a Texan at Buffalo (10/3), leading the team with nine tackles (eight solo), one tackle for loss and his third career forced fumble. His nine tackles in Week 4 were tied for second-most in a single game in his career
- ✦ Finished second on the team with eight tackles (five solo) vs. New England (10/10). Tied his career high with a team-leading two special teams tackles
- ✦ Posted six total tackles (five solo) and returned four punts for 51 yards (12.8 avg.) at Arizona (10/24)
- ✦ Tied for fourth on the team with eight tackles (seven solo) while posting two passes defended and two interceptions (tied for a career high) at Tennessee (11/21)

- ✦ Finished tied for second on the team with seven tackles (five solo) vs. Indianapolis (12/5)
- ✦ Finished third on the team with five tackles (three solo) vs. Seattle (12/12)
- ✦ Recorded seven tackles (all solo), tied for his second-highest total of the season vs. the L.A. Chargers (12/26)
- ✦ Tied for third on the team with seven tackles (five solo), also logging one interception, two passes defended and one special teams tackle at San Francisco (1/2/22). Intercepted a pass from QB Trey Lance, tying his career high with three interceptions on the season

2020 (L.A. Chargers 6/3; Tennessee 9/5, 1/0):

- ✦ Played six games (three starts) for the Chargers before being traded to the Titans prior to Week 9
- ✦ Totaled 54 tackles (39 solo), 2.0 sacks, two passes defended, two tackles for loss, two quarterback hits and a fumble recovery with both the Chargers and Titans
- ✦ Notched his first sack of the season for the Chargers vs. Jacksonville (10/25)
- ✦ Logged 1.0 sack at Houston (1/3/21)

2019 (L.A. Chargers 15/8):

- ✦ Appeared in 15 games (eight starts) and notched 50 total tackles (39 solo), 2.5 sacks, four tackles for loss, four quarterback hits, two passes defended, two fumble recoveries and one forced fumble. Also returned 21 punts for 118 yards (5.6 avg.) with one touchdown and 16 kickoffs for 331 yards (20.7 avg.)
- ✦ Posted four total tackles (three solo) and a career-high 2.5 sacks with one forced fumble at Miami (9/29)
- ✦ Returned a punt for a 68-yard touchdown vs. Denver (10/6), becoming the eighth player in Chargers history with multiple touchdowns on punt returns in their career

2018 (L.A. Chargers 16/8, 2/2):

- ✦ Earned AP First Team All-Pro honors as a defensive back and Second Team honors as a punt returner
- ✦ Saw action in all 16 games (eight starts) and posted 61 total tackles (46 solo), three interceptions with one returned for a touchdown, 10 passes defended, four tackles for loss, two quarterback hits, two fumble recoveries and one forced fumble
- ✦ Recorded 23 punt returns for 318 yards (13.8 avg.) with one touchdown and 22 kickoff returns for 522 yards (23.7 avg.)

PLAYER BIOS



- Intercepted QB Baker Mayfield twice at Cleveland (10/14) and added three passes defended in the contest
- Named AFC Defensive Player of the Week after intercepting QB Russell Wilson and returning it 42 yards for the second pick-six of his career at Seattle (11/4)
- Earned AFC Special Teams Player of the Week honors when he returned a punt 73 yards for a touchdown at Pittsburgh (12/2). Also logged a season-high 10 total tackles (nine solo) and contributed two passes defended in the game
- Totaled five tackles (three solo), one tackle for loss, one pass defended and one fumble recovery at Kansas City (12/13)
- Amassed six total tackles (four solo), one tackle for loss, one quarterback hit and a forced fumble at Denver (12/30)
- Recorded 1.0 sack, one special teams tackle and a 72-yard kickoff return in the Wild Card Round game at Baltimore (1/6/19)

2017 (L.A. Chargers 16/4):

- Played in 16 games (four starts) and posted 71 total tackles (61 solo), 4.0 sacks, one interception returned for a touchdown, six tackles for loss, six quarterback hits and five passes defended. Also contributed 17 kickoff returns for 353 yards (20.8 avg.)
- Logged 1.0 sack in consecutive games in Weeks 8 and 10
- Notched his first career interception when he picked off Cowboys QB Dak Prescott and returned it 90 yards for a touchdown at Dallas (11/23)
- Tallied six solo tackles, 1.0 sack, three quarterback hits and two tackles for loss vs. Cleveland (12/3)
- Made his fourth career start vs. Washington (12/10) and logged a season-high 10 total tackles (seven solo), 1.0 sack, one quarterback hit, one tackle for loss and one pass defended

COLLEGE:

- Played four seasons (2013-16) at the University of Iowa in Iowa City
- Was the only Big Ten player in a 20-year stretch with at least 12 interceptions and 1,500 combined return yards
- Finished his career as one-of-two players in Hawkeyes history with three career interceptions returned for touchdowns
- Named an AP Second Team All-America selection in his senior season (2016) after starting all 13 games and notching three interceptions and seven pass breakups
- Earned the Jim Thorpe Award given to the nation's best defensive back in 2015 as a junior when he recorded 72 total tackles (46 solo), a school record eight interceptions, including a pick-six, and 21 pass breakups
- Garnered honorable mention All-Big Ten honors by league media after starting all 13 games and notching 64 total tackles (42 solo), three interceptions with one returned for a touchdown and five pass breakups as a sophomore (2014)
- Saw action in all 13 games (12 starts) and posted 69 total tackles (44 solo), eight pass breakups and two recovered fumbles in his true freshman season (2013)

PERSONAL:

- Attended East English Village Preparatory Academy in Detroit
- Established a Michigan high school record with 29 career interceptions and set a school record for career rushing yards
- Rushed for 2,360 yards and scored 33 touchdowns as a senior
- Was a four-year letterman in track, competing in sprint events and relays
- Founded the King Kares Foundation in 2017, which provides financial support to underprivileged families in the Detroit area

2017-2021 Career Statistics

DATE	TEAM	GP	GS	TACKLES							INTERCEPTIONS					FUMBLES					ST					MISC		
				TK	S	A	TFL	YDS	SK	YDS	QBH	NO	YDS	LG	TD	PD	FF	FR	TD	YDS	TK	S	A	FF	FR	S	A	
2017	Chargers	16	4	71	61	10	6	21	4.0	11.0	6	1	90	90	1	5	0	0	0	0	5	5	0	0	0	0	0	
2018	Chargers	16	8	61	46	15	4	8	0.0	0.0	2	3	75	42	1	10	0	1	0	0	1	1	0	1	1	0	0	
2019	Chargers	15	8	50	39	11	4	12	2.5	14.0	4	0	0	0	0	2	1	1	0	13	1	1	0	0	1	0	0	
2020	Chargers	6	3	23	18	5	0	0	1.0	0.0	1	0	0	0	0	0	0	0	0	0	1	1	0	0	0	0	0	
2020	Titans	9	5	31	21	10	2	7	1.0	2.0	1	0	0	0	0	2	0	1	1	63	0	0	0	0	0	0	0	
2020	TOTAL	15	8	54	39	15	2	7	2.0	2.0	2	0	0	0	0	2	0	1	1	63	1	1	0	0	0	0	0	
2021	Texans	16	12	86	62	24	1	1	0.0	0.0	0	3	25	25	0	6	1	0	0	0	7	6	1	0	0	0	0	
NFL TOTALS		78	40	322	247	75	17	49	8.5	27.0	14	7	190	90	2	25	2	3	1	76	15	14	1	1	2	0	0	

2018-2020 Career Statistics

DATE	TEAM	GP	GS	TACKLES							INTERCEPTIONS					FUMBLES					ST					MISC		
				TK	S	A	TFL	YDS	SK	YDS	QBH	NO	YDS	LG	TD	PD	FF	FR	TD	YDS	TK	S	A	FF	FR	S	A	
2018	Chargers	2	2	10	6	4	1	1	1.0	1.0	2	0	0	0	0	0	0	0	0	0	2	2	0	0	0	0	0	0
2020	Titans	1	0	6	5	1	0	0	0.0	0.0	0	0	0	0	0	0	0	0	0	0	0	0	0	0	0	0	0	0
NFL TOTALS		3	2	16	11	5	1	1	1.0	1.0	2	0	0	0	0	0	0	0	0	0	2	2	0	0	0	0	0	0

PLAYER BIOS



Player Bio: [Player Name]

DATE	TEAM	KICKOFF RETURNS					PUNT RETURNS					
		RET.	YDS.	AVG.	LG	TD	NO.	FC	YDS.	AVG.	LG	TD
2017	Chargers	17	353	20.8	44	0	1	1	2	2.0	2	0
2018	Chargers	22	522	23.7	40	0	23	8	318	13.8	73t	1
2019	Chargers	15	311	20.7	43	0	21	11	118	5.6	68t	1
2020	Chargers	0	0	0.0	0	0	6	4	17	2.8	7	0
2020	Titans	0	0	0.0	0	0	0	0	0	0.0	0	0
2020	TOTAL	0	0	0.0	0	0	6	4	17	2.8	7	0
2021	Texans	1	27	27.0	27	0	17	7	154	9.1	20	0
NFL TOTALS		55	1,213	22.1	44	0	68	31	609	9.0	73T	2

Player Bio: [Player Name]

DATE	TEAM	KICKOFF RETURNS					PUNT RETURNS					
		RET.	YDS.	AVG.	LG	TD	NO.	FC	YDS.	AVG.	LG	TD
2018	Chargers	6	179	29.8	72	0	5	1	46	9.2	33	0
2020	Titans	0	0	0.0	0	0	0	0	0	0.0	0	0
NFL TOTALS		6	179	29.8	72	0	5	1	46	9.2	33	0

Player Bio: [Player Name]

Total Tackles	10 at Pittsburgh Steelers, Dec 02, 2018 ...1 more at 10.	Interceptions	2 at Tennessee Titans, Nov 21, 2021 ...1 more at 2.
Solo Tackles	9 at Pittsburgh Steelers, Dec 02, 2018	Interception Return Yards	90 at Dallas Cowboys, Nov 23, 2017
Sacks	2.5 at Miami Dolphins, Sep 29, 2019	Special Teams Tackles	3 vs. Los Angeles Chargers, Dec 26, 2021
Passes Defensed	3 at Cleveland Browns, Oct 14, 2018	Special Teams Forced Fumbles	1 at Denver Broncos, Dec 30, 2018
Forced Fumbles	1 at Buffalo Bills, Oct 03, 2021 ...1 more at 1.	Special Teams Fumble Recoveries	1 vs. Kansas City Chiefs, Nov 18, 2019 ...1 more at 1.
Fumble Recoveries	1 vs. Chicago Bears, Nov 08, 2020 ...2 more at 1.	Longest Opponent's Fumble Return	63 vs. Chicago Bears, Nov 08, 2020
Tackles For Loss	2 vs. Cleveland Browns, Dec 03, 2017		

Player Bio: [Player Name]

Total Tackles	7 at New England Patriots, Jan 13, 2019	Tackles For Loss	1 at Baltimore Ravens, Jan 06, 2019
Solo Tackles	5 vs. Baltimore Ravens, Jan 10, 2021	Special Teams Tackles	1 at New England Patriots, Jan 13, 2019 ...1 more at 1.
Sacks	1.0 at Baltimore Ravens, Jan 06, 2019		



CHRISTIAN
KIRKSEY



58
LINEBACKER

Ht: 6-2 Wt: 235
DOB: 8/31/1992 College: Iowa
Texans Season: 2 NFL Season: 9
Acquired: FA-'21

TRANSACTIONS: Selected by the Cleveland Browns with the seventh pick of the third round (71st overall) of the 2014 NFL Draft...Signed a contract extension with the Browns on May 30, 2017...Released by the Browns on March 10, 2020...Signed by the Green Bay Packers as a free agent on March 16, 2020...Released by the Packers on Feb. 19, 2021...Signed by the Houston Texans as a free agent on March 24, 2021...Placed on the Reserve/Injured List on Nov. 6, 2021...Designated for return on Dec. 2, 2021...Activated on Dec. 4, 2021...Placed on the Reserve/COVID-19 List on Dec. 15, 2021...Activated on Dec. 25, 2021...Re-signed with the Texans on March 18, 2022.

CAREER:

- ✦ Totaled the most solo tackles (171) and the second-most total tackles (281) in the NFL from 2016-17
- ✦ Was the only player in the NFL to rank in the top five in the league in tackles in both 2016 and 2017
- ✦ Recorded the fifth-most total tackles in the NFL in 2016 after notching a single-season career-high 143 (93 solo)

2021 (Houston 13/12):

- ✦ Played in 13 games (12 starts) in his first season as a Texan and finished second on the team with 93 tackles (55 solo). Also logged six tackles for loss, two quarterback hits, one interception and eight passes defended
- ✦ Recorded his fifth career interception off of QB Trevor Lawrence in his first game as a Texan in the season opener vs. Jacksonville (9/12)
- ✦ Tied for second on the team with six tackles (four solo), one tackle for loss and one fumble recovery at Cleveland (9/19)
- ✦ Finished second on the Texans with 10 tackles (seven solo) vs. Carolina (9/23)
- ✦ Tallied seven tackles (four solo), one quarterback hit and one pass defended at Buffalo (10/3)
- ✦ Led the team with 10 tackles (four solo) and posted one pass defended vs. New England (10/10)
- ✦ Finished second on the team with eight tackles (four solo) and notched one pass defended at Arizona (10/24)
- ✦ Tied for second on the team with seven tackles (five solo), also notching one quarterback hit, one pass defended and one fumble recovery vs. Indianapolis (12/5)
- ✦ Led the team with 10 tackles (five solo) vs. Seattle (12/12), his third game with double-digit tackles on the season
- ✦ Paced the Texans with nine tackles (five solo), also

notching one pass defended at San Francisco (1/2/22)
✦ Tied for the team lead with eight tackles (four solo) while adding two tackles for loss (tying his season high) and a pass defended vs. Tennessee (1/9/22)

2020 (Green Bay 11/11, 2/1):

- ✦ Started 11 games in his lone season with the Packers and notched 77 total tackles (46 solo), 2.0 sacks, two interceptions, four passes defended, two tackles for loss and two quarterback hits
- ✦ Became the first Packers linebacker with multiple sacks and multiple interceptions in a season since Julius Peppers in 2014
- ✦ Made his first start for Green Bay at Minnesota (9/13) and notched 12 total tackles (six solo)
- ✦ Recorded a team-high 11 total tackles (six solo) and his first interception of the season at Indianapolis (11/22)
- ✦ Led the team with nine total tackles (five solo) vs. Carolina (12/19)
- ✦ Logged 1.0 sack, one tackle for loss, one pass defended and one interception vs. Tennessee (12/27)
- ✦ Totaled seven tackles (four solo) with 1.0 sack at Chicago (1/3/21)

2019 (Cleveland 2/2):

- ✦ Started two games before being placed on the Reserve/Injured list prior to Week 3

2018 (Cleveland 7/7):

- ✦ Started in all seven games that he played in and totaled 43 tackles (29 solo), two interceptions, five passes defended, one tackle for loss and one fumble recovery
- ✦ Notched a single-game career-high two passes defended and added one interception vs. the L.A. Chargers (10/14)
- ✦ Recorded 10 total tackles (seven solo), one interception, one fumble recovery and one pass defended vs. Tampa Bay (10/21)
- ✦ Placed on the Reserve/Injured list prior to Week 10

2017 (Cleveland 16/16):

- ✦ Finished second on the Browns with 138 total tackles (86 solo) while also adding 3.5 sacks, five passes defended, six quarterback hits, six tackles for loss, two forced fumbles and one fumble recovery
- ✦ One of three Cleveland players (Joe Schobert and Demario Davis) to play every defensive snap on the season
- ✦ Contributed five games with double-digit tackles on the

PLAYER BIOS



season

- ✦ Totaled a single-game career-high 17 tackles (eight solo), one tackle for loss, one forced fumble and one pass defended vs. Tennessee (10/22)
- ✦ Amassed 14 total tackles (eight solo), 1.0 sack and one forced fumble vs. Jacksonville (11/19). Strip-sacked Jaguars QB Blake Bortles in the third quarter, which was recovered by DE Myles Garrett

2016 (Cleveland 16/16):

- ✦ Recorded a single-season career-high 143 total tackles (93 solo), which ranked fifth in the NFL. Also contributed 2.5 sacks, seven quarterback hits, 11 tackles for loss, three passes defended and three special teams tackles
- ✦ Was one of four players (Bobby Wagner, Zach Brown and Kwon Alexander) with at least 140 total tackles and 2.5 sacks on the season
- ✦ Logged his first sack of the season for a loss of four yards at Philadelphia (9/11)
- ✦ Notched a season-high 16 total tackles (11 solo) vs. New England (10/9)
- ✦ Totaled 11 tackles (10 solo), 1.0 sack, two quarterback hits and a season-high three tackles for loss at Pittsburgh (1/1/17)

2015 (Cleveland 16/5):

- ✦ Appeared in all 16 games (five starts) and accumulated 53 total tackles (34 solo), 3.5 sacks, five quarterback hits, five tackles for loss, one pass defended, one forced fumble, one fumble recovery and 10 special teams tackles
- ✦ Started his first game of the season and added 1.0 sack for a loss of seven yards at San Diego (10/4)
- ✦ Added four total tackles (three solo), 1.0 sack, one quarterback hit, two tackles for loss and one pass

defensed at Pittsburgh (11/15)

2014 (Cleveland 16/8):

- ✦ Saw action in all 16 games (eight starts) as a rookie and logged 75 total tackles (41 solo), 2.0 sacks, four quarterback hits, five tackles for loss, one forced fumble, two passes defended and six special teams tackles
- ✦ Notched a sack in his NFL debut at Pittsburgh (9/7)
- ✦ Posted seven total tackles (five solo), 1.0 sack, one quarterback hit, one tackle for loss and two special teams tackles at Jacksonville (10/19)
- ✦ Forced his first career fumble vs. Cincinnati (12/14)

COLLEGE:

- ✦ Played four seasons (2010-13) at the University of Iowa in Iowa City
- ✦ Appeared in 49 career games and registered 315 tackles, 5.5 sacks, four interceptions, seven fumble recoveries and five forced fumbles
- ✦ Also returned two interceptions for touchdowns and one fumble for a score, becoming the third player in school history to total at least three career defensive touchdowns
- ✦ Named honorable mention All-Big Ten by coaches and media as a senior (2013) after starting 13 games and ranking third on the team with 104 total tackles (47 solo)
- ✦ One of eight players in the nation with two interception returns for touchdowns in 2012

PERSONAL:

- ✦ Attended Hazelwood East High School in St. Louis
- ✦ Earned All-America and All-State honors after leading the conference with 163 tackles as a senior
- ✦ Also lettered in track as a member of the school's 2008 state championship team and played basketball

^cmhodi ;f drf n` t B;: ag;m` bpg\mn` \nj i ; `a` i ndq` ;no\odhod`n

DATE	TEAM	GP	GS	TACKLES							INTERCEPTIONS					FUMBLES				ST				MISC			
				TK	S	A	TFL	YDS	SK	YDS	QBH	NO	YDS	LG	TD	PD	FF	FR	TD	YDS	TK	S	A	FF	FR	S	A
2014	Browns	16	8	75	41	34	5	15	2.0	7.0	4	0	0	0	0	2	1	0	0	0	6	6	0	0	0	0	0
2015	Browns	16	5	53	34	19	5	20	3.5	13.0	5	0	0	0	0	1	1	1	0	0	10	6	4	0	0	0	0
2016	Browns	16	16	143	93	50	11	36	2.5	16.0	7	0	0	0	0	3	0	0	0	0	5	3	2	0	0	0	0
2017	Browns	16	16	138	86	52	6	19	3.5	13.5	6	0	0	0	0	5	2	1	0	0	0	0	0	0	0	0	0
2018	Browns	7	7	43	29	14	1	3	0.0	0.0	0	2	17	13	0	5	0	1	0	8	0	0	0	0	0	0	0
2019	Browns	2	2	11	6	5	2	3	0.0	0.0	0	0	0	0	0	0	0	0	0	0	0	0	0	0	0	0	0
2020	Packers	11	11	77	46	31	2	11	2.0	11.0	2	2	18	10	0	4	0	0	0	0	0	0	0	0	0	0	0
2021	Texans	13	12	93	55	38	6	8	0.0	0.0	2	1	1	1	0	8	0	2	0	-1	0	0	0	0	0	0	0
NFL TOTALS		97	77	633	390	243	38	115	13.5	60.5	26	5	36	13	0	28	4	5	0	7	21	15	6	0	0	0	0

^cmhodi ;f drf n` t B;: ag;kj non` \nj i ; `a` i ndq` ;no\odhod`n

DATE	TEAM	GP	GS	TACKLES							INTERCEPTIONS					FUMBLES				ST				MISC				
				TK	S	A	TFL	YDS	SK	YDS	QBH	NO	YDS	LG	TD	PD	FF	FR	TD	YDS	TK	S	A	FF	FR	S	A	
2020	Packers	2	1	6	4	2	1	1	0.0	0.0	0	0	0	0	0	0	0	0	0	0	0	0	0	0	0	0	0	0
NFL TOTALS		2	1	6	4	2	1	1	0.0	0.0	0	0	0	0	0	0	0	0	0	0	0	0	0	0	0	0	0	0

PLAYER BIOS



ROY
LOPEZ

91

DEFENSIVE LINEMAN



Ht: 6-2 Wt: 318
 DOB: 8/7/1997 College: Arizona
 Texans Season: 2 NFL Season: 2
 Acquired: 06-'21

TRANSACTIONS: Selected by the Houston Texans with the 11th pick of the sixth round (195th overall) of the 2021 NFL Draft...Placed on the Reserve/COVID-19 List on Dec. 23, 2021...Activated from the Reserve/COVID-19 List on Dec. 29, 2021.

2021 (Houston 16/15):

- ✦ Played in 16 games (15 starts) and totaled 31 tackles (19 solo), four tackles for loss, 1.0 sack, two quarterback hits and one fumble recovery
- ✦ Appeared in his first NFL game vs. Jacksonville (9/12)
- ✦ Made the first start of his career at Cleveland (9/19)
- ✦ Registered his first NFL tackle vs. Carolina (9/23)
- ✦ Recorded his first career tackle for loss and posted two tackles (both solo) at Arizona (10/24)
- ✦ Notched a career-high three tackles vs. the L.A. Rams (10/31)
- ✦ Totaled three tackles (two solo), his first career sack and first career fumble recovery at Miami (11/7). Sacked QB Jacoby Brissett for a loss of two yards
- ✦ Posted two tackles (both solo) and one tackle for loss at Jacksonville (12/19)
- ✦ Notched a career-high five tackles (three solo) at San Francisco (1/2/22)

COLLEGE:

- ✦ Played one season (2020) at the University of Arizona in Tucson, Ariz., after transferring from New Mexico State University in Las Cruces, N.M., where he played three seasons (2016-18) and redshirted in 2019
- ✦ Played in five games with Arizona totaling 18 tackles (10 solo), 4.0 tackles for loss and 1.0 sack
- ✦ Saw action in 40 games with New Mexico State, including four in his redshirt season (2019), accumulating 137 total tackles (43 solo), 20.0 tackles for loss, 8.0 sacks, four pass breakups and three fumble recoveries

PERSONAL:

- ✦ Attended Mesquite High School in Tempe, Ariz.
- ✦ Was a 2015 first team All-State selection and the 2015 Defensive Lineman of the Year by Arizona Varsity Rivals
- ✦ Lettered four years in wrestling as a heavy weight, amassing two State Championships and a career record of 113-3
- ✦ His father, also Roy, was hired as the head football coach for Mesa (Ariz.) Desert Ridge High School in January of 2021. He previously was twice named the Arizona High School Coach of the Year at Tempe (Ariz.) Marcos de Niza High School

		n j t ; g j k` u b ; i a g ; m` b p g \ m n ` \ n j i ; ` a` i n d j` ; n o \ o d h o d` n																										
		TACKLES										INTERCEPTIONS					FUMBLES				ST		MISC					
DATE	TEAM	GP	GS	TK	S	A	TFL	YDS	SK	YDS	QBH	NO	YDS	LG	TD	PD	FF	FR	TD	YDS	TK	S	A	FF	FR	S	A	
2021	Texans	16	15	31	19	12	4	5	1.0	2.0	2	0	0	0	0	0	0	1	0	0	0	0	0	0	0	0	0	0
NFL TOTALS		16	15	31	19	12	4	5	1.0	2.0	2	0	0	0	0	0	0	1	0	0	0	0	0	0	0	0	0	0

nd b g` H b \ h ` ; c d b c n j _ ` a` i n d j`

Total Tackles 5 at San Francisco 49ers, Jan 02, 2022
Solo Tackles 3 vs. Tennessee Titans, Jan 09, 2022
 ...1 more at 3.
Sacks 1.0 at Miami Dolphins, Nov 07, 2021

Fumble Recoveries 1 at Miami Dolphins, Nov 07, 2021
Tackles For Loss 1 vs. Tennessee Titans, Jan 09, 2022
 ...3 more at 1.



MARLON
MACK

2

RUNNING BACK



Ht: 6-0

DOB: 3/7/1996

Texans Season: 1

Acquired: UFA-'22 (IND)

Wt: 212

College: South Florida

NFL Season: 5

TRANSACTIONS: Selected by the Indianapolis Colts in the fourth round (143rd overall) of the 2017 NFL Draft...Re-signed with the Colts on March 22, 2021...Placed on the Reserve/COVID-19 List on Dec. 27, 2021...Activated from the Reserve/COVID-19 List on Dec. 31, 2021...Signed with the Houston Texans as an unrestricted free agent on April 11, 2022.

2021 (Indianapolis 6/0):

- Handled 28 carries for 101 yards (3.6 avg.) and caught two passes for eight yards on the season
- Appeared in his first game of the season vs. the L.A. Rams (9/19) and rushed five times for 16 yards (3.2 avg.)
- Logged five carries for a season-high 47 yards (9.4 avg.) and made one reception for seven yards at Baltimore (10/11)

2020 (Indianapolis 1/1, 0/0):

- Started the season opener at Jacksonville (9/13) and notched four carries for 26 yards (6.5 avg.) and three receptions for 30 yards (10.0 avg.) before injuring his achilles and landing on the Reserve/Injured List for the remainder of the season

2019 (Indianapolis 14/12):

- Posted career highs in games started (12), rushing attempts (247) and rushing yards (1,091), also scoring eight touchdowns and catching 14 passes for 82 yards (5.9 avg.)
- His 1,091 rushing yards were the most by a Colts running back in a single season since Dominic Rhodes in 2001 (1,104)
- Rushed for a career-high 174 yards on 25 carries (7.0 avg.) and scored one touchdown at the L.A. Chargers (9/8)
- Handled a single-game career-high 29 carries for 132 yards (4.6 avg.) and tallied three receptions for 16 yards (5.3 avg.) at Kansas City (10/6)
- Recorded 14 carries for 109 yards (7.8 avg.) and one touchdown vs. Jacksonville (11/17)
- Scored a season-high two touchdowns on 15 carries for 77 yards (5.1 avg.) at Jacksonville (12/29)

2018 (Indianapolis 12/10, 2/2):

- Amassed 195 carries for 908 yards (4.7 avg.) and nine touchdowns in addition to 17 receptions for 103 yards (6.1 avg.) and one touchdown
- Logged 19 carries for 126 yards (6.6 avg.) and one rushing

touchdown as well as two receptions for 33 yards and a receiving touchdown vs. Buffalo (10/21)

- Tallied 25 carries for 132 yards (5.3 avg.) and two touchdowns along with two catches for 17 yards (8.5 avg.) at Oakland (10/28)
- Totaled a season-high 139 rushing yards on 27 carries (5.1 avg.) and scored two rushing touchdowns along with one reception for 10 yards vs. Dallas (12/16)
- Rushed 25 times for 119 yards (4.8 avg.) and scored one touchdown at Tennessee (12/30)
- Started his first career playoff game in the Wild Card Round at Houston (1/5/19) and rushed 24 times for 148 yards (6.2 avg.) and one touchdown with two catches for six yards
- Started in the Divisional Round at Kansas City (1/12/19) and logged nine carries for 46 yards (5.1 avg.)

2017 (Indianapolis 14/0):

- Totaled 93 rushing attempts for 358 yards (3.8 avg.) and three touchdowns as well as a career-high 21 receptions for 225 yards (10.7 avg.) and one touchdown as a rookie
- Played in his first NFL game at the L.A. Rams (9/10) and rushed 10 times for 24 yards and one touchdown along with his first career catch for 21 yards
- Tallied a season-high 91 rushing yards on nine carries (10.1 avg.) vs. San Francisco (10/8)
- Logged a career-high 40 receiving yards on four catches (10.0 avg.) and rushed five times for 26 yards (5.2 avg.) vs. Jacksonville (10/22)
- Tallied a season-high 11 carries for 27 yards and caught three passes for 36 yards and a touchdown at Cincinnati (10/29)

COLLEGE:

- Played three seasons (2014-16) at the University of South Florida in Tampa, Fla., where he started all 36 games he appeared in
- Finished as USF's all-time leader in career rushing yards (3,609) and career rushing touchdowns (32)
- Became the first three-time all-conference selection in program history and the first USF player to eclipse 1,000 rushing yards in three consecutive seasons
- Posted 1,187 rushing yards with 15 touchdowns in 2016
- Was named the team's co-offensive MVP in 2015 after leading the American Conference with a school-record 1,381 rushing yards on 210 attempts (6.6 avg.), also

PLAYER BIOS



setting a school record with nine 100-yard games
 Started all 12 games his first season at USF (2014) and earned American Conference Rookie of the Year honors and a first-team All-conference selection. Finished the season with 1,041 rushing yards and a conference-best 86.8 yards per game

PERSONAL:

Attended Booker High School in West Sarasota, Fla., where he was rated as a four-star recruit by ESPN.com

- As a senior, was named a First Team Associated Press Class 5A All-State selection and was selected to play in the Semper Fidelis All-America Bowl after rushing for 1,527 yards and 19 touchdowns and catching eight passes for 139 yards and three touchdowns
- Started the Marlon Mack Foundation to help underprivileged youth
- Participated in the NFL's My Cause My Cleats initiative and represented the Marlon Mack Foundation (2018-21) and Riley Hospital for Children (2017)

h \ngj i ;h \^f B;i ag;m bpg\mn` \nj i ;mpncd bJm` ^` djd b;no\ochof'n

DATE	TEAM	RUSHING							RECEIVING				
		GP	GS	NO.	YDS.	AVG.	LG	TD	NO.	YDS.	AVG.	LG	TD
2017	Colts	14	0	93	358	3.8	35	3	21	225	10.7	34	1
2018	Colts	12	10	195	908	4.7	49	9	17	103	6.1	29t	1
2019	Colts	14	12	247	1,091	4.4	63t	8	14	82	5.9	14	0
2020	Colts	1	1	4	26	6.5	18	0	3	30	10.0	19	0
2021	Colts	6	0	28	101	3.6	22	0	2	8	4.0	7	0
NFL TOTALS		47	23	567	2,484	4.4	63T	20	57	448	7.9	34	2

h \ngj i ;h \^f B;i ag;kj non` \nj i ;mpncd bJm` ^` djd b;no\ochof'n

DATE	TEAM	RUSHING							RECEIVING				
		GP	GS	NO.	YDS.	AVG.	LG	TD	NO.	YDS.	AVG.	LG	TD
2018	Colts	2	2	33	194	5.9	29	1	2	6	3.0	6	0
2020	Colts	0	0	0	0	0.0	0	0	0	0	0.0	0	0
NFL TOTALS		2	2	33	194	5.9	29	1	2	6	3.0	6	0

h \ngj i ;h \^f B;i ag;m bpg\mn` \nj i ;m` opm; ;no\ochof'n

DATE	TEAM	KICKOFF RETURNS					PUNT RETURNS					
		RET.	YDS.	AVG.	LG	TD	NO.	FC	YDS.	AVG.	LG	TD
2017	Colts	3	69	23.0	34	0	0	0	0	0.0	0	0
2018	Colts	0	0	0.0	0	0	0	0	0	0.0	0	0
2019	Colts	0	0	0.0	0	0	0	0	0	0.0	0	0
2020	Colts	0	0	0.0	0	0	0	0	0	0.0	0	0
2021	Colts	0	0	0.0	0	0	0	0	0	0.0	0	0
NFL TOTALS		3	69	23.0	34	0	0	0	0	0.0	0	0

nd bg` Hb\h` ;cdbcnlmpncd bJm` ^` djd b

Rush Attempts 29 at Kansas City Chiefs, Oct 06, 2019
Rushing Yards 174 at Los Angeles Chargers, Sep 08, 2019
Rushing Average 10.1 vs. San Francisco 49ers, Oct 08, 2017
Longest Runs 63t at Los Angeles Chargers, Sep 08, 2019
Rushing TDs 2 at Jacksonville Jaguars, Dec 29, 2019
 ...2 more at 2.
Receptions 4 vs. Jacksonville Jaguars, Oct 22, 2017
Receiving Yards 40 vs. Jacksonville Jaguars, Oct 22, 2017
Receiving Average 12.0 at Cincinnati Bengals, Oct 29, 2017

Longest Receptions 34 vs. Jacksonville Jaguars, Oct 22, 2017
Receiving TDs 1 vs. Buffalo Bills, Oct 21, 2018
 ...1 more at 1.
All-Purpose Yards 174 at Los Angeles Chargers, Sep 08, 2019
Kickoff Returns 2 at Cincinnati Bengals, Oct 29, 2017
Kickoff Return Yards 35 at Cincinnati Bengals, Oct 29, 2017
Longest Kickoff Return 34 at Baltimore Ravens, Dec 23, 2017
Most TDs 2 at Jacksonville Jaguars, Dec 29, 2019
 ...3 more at 2.
Miscellaneous Tackles 1 at Houston Texans, Dec 09, 2018
 ...1 more at 1.

PLAYER BIOS



nd bg`Hb`h` ;cwbcn;Hkj non` \nj i Ȳpncd bJm`^` dgd b

Rush Attempts 24 at Houston Texans, Jan 05, 2019
Rushing Yards 148 at Houston Texans, Jan 05, 2019
Rushing Average 6.2 at Houston Texans, Jan 05, 2019
Longest Runs 29 at Houston Texans, Jan 05, 2019
Rushing TDs 1 at Houston Texans, Jan 05, 2019

Receptions 2 at Houston Texans, Jan 05, 2019
Receiving Yards 6 at Houston Texans, Jan 05, 2019
Longest Receptions 6 at Houston Texans, Jan 05, 2019
All-Purpose Yards 154 at Houston Texans, Jan 05, 2019
Most TDs 1 at Houston Texans, Jan 05, 2019

LKKH \m ;mpncd b;b`h` n;QDjm bpg\mn` \nj i

DATE	TEAM	ATT.	YDS.	AVG.	LG	TD
10/21/18	BILLS	19	126	6.6	23	1
10/28/18	at Raiders	25	132	5.3	49	2
12/16/18	COWBOYS	27	139	5.1	21	2
12/30/18	at Titans	25	119	4.8	21	1
09/08/19	at Chargers	25	174	7.0	63t	1
10/06/19	at Chiefs	29	132	4.6	30	0
11/17/19	JAGUARS	14	109	7.8	20	1

LKKH \m ;mpncd b;b`h` n;QDkj non` \nj i

DATE	TEAM	ATT.	YDS.	AVG.	LG	TD
01/05/19	at Texans	24	148	6.2	29	1

MKM;b`h` H` t Hb`h` ;m` bpg\ntH` \nj i ;no\achod`n;C`j gonD

W	DATE	OPPONENT	P/S	RUSHING					RECEIVING					W/L	SCORE
				NO.	YDS.	AVG.	LG	TD	NO.	YDS.	AVG.	LG	TD		
01	09/12	Seahawks												L	16-28
02	09/19	Rams	P	5	16	3.2	6	0	0	0	0.0	0	0	L	24-27
03	09/26	at Titans												L	16-25
04	10/03	at Dolphins	P	10	22	2.2	12	0	1	1	1.0	1	0	W	27-17
05	10/11	at Ravens	P	5	47	9.4	22	0	1	7	7.0	7	0	L	25-31+
06	10/17	Texans	P	5	12	2.4	8	0	0	0	0.0	0	0	W	31-3
07	10/24	at 49ers	P	3	4	1.3	3	0	0	0	0.0	0	0	W	30-18
08	10/31	Titans	P	0	0	0.0	0	0	0	0	0.0	0	0	L	31-34+
09	11/04	Jets												W	45-30
10	11/14	Jaguars												W	23-17
11	11/21	at Bills												W	41-15
12	11/28	Buccaneers												L	31-38
13	12/05	at Texans												W	31-0
15	12/18	Patriots												W	27-17
16	12/25	at Cardinals												W	22-16
17	01/02	Raiders												L	20-23
18	01/09	at Jaguars												L	11-26
2021 TOTALS			6-0	28	101	3.6	22	0	2	8	4.0	7	0	9-8	

+ - Overtime



TRISTIN
MCCOLLUM



39
DEFENSIVE BACK

Ht: 6-1

DOB: 5/3/1999

Texans Season: R NFL Season: R

Acquired: UDFA-'22

Wt: 198

College: Sam Houston

TRANSACTIONS: Signed with the Houston Texans as an college free agent on May 13, 2022.

COLLEGE:

- ✦ Played five seasons (2017-21) at Sam Houston State University in Hunstville, Texas, where he appeared in 57 games and totaled 229 tackles (145 solo), 12.0 tackles for loss, 4.0 sacks, three interceptions, 20 passes defended, one forced fumble and one blocked kick

2021 (Sam Houston):

- ✦ Played 12 games and amassed a career-high 52 tackles (37 solo) in addition to 2.5 tackles for loss, six passes defended and one blocked kick
- ✦ Earned All-WAC second-team honors
- ✦ Finished with five tackles (three solo), half a tackle for loss and blocked a kick vs. Southeast Missouri (9/11)
- ✦ Posted a season-high eight tackles and one tackle for loss at Central Arkansas (9/25)
- ✦ Tallied seven tackles (six solo) and two passes defended vs. Jacksonville State (10/23)
- ✦ Notched five tackles (all solo), one tackle for loss and one pass defended in the second round of the FCS playoffs vs. Incarnate Word (12/4)

2020-21 (Sam Houston):

- ✦ Played nine games in the delayed spring football season and finished fourth on the team with 50 tackles (31 solo), also recording 1.5 tackles for loss, 1.0 sack, two interceptions, two passes defended and one quarterback hit
- ✦ Earned All-Southland Conference second-team recognition
- ✦ Registered a season-high 10 tackles (seven solo) as well as one quarterback hit vs. Southeastern Louisiana (2/27/21)
- ✦ Notched six tackles (three solo), 1.5 tackles for loss, 1.0 sack and one interception at Lamar (3/20)
- ✦ Posted six tackles (four solo) and one quarterback hit vs. Monmouth (4/24)

2019 (Sam Houston):

- ✦ Played all 12 games and finished with 49 tackles (33 solo),

two tackles for loss, 1.0 sack, one interception and five passes defended

- ✦ Opened the season with a team-high eight tackles at New Mexico (8/31)
- ✦ Registered two tackles (one solo) and a season-high two passes defended at McNeese State (9/28)
- ✦ Posted eight tackles (four solo), one tackle for loss and one pass defended vs. Northwestern State (11/16)
- ✦ Recorded a season-high 10 tackles (nine solo) and notched one tackle for loss, 1.0 sack, one interception and one pass defended vs. Houston Baptist (11/23)

2018 (Sam Houston):

- ✦ Started all 11 games and registered 48 tackles (25 solo), six tackles for loss, 2.0 sacks and four passes defended
- ✦ Logged seven tackles (three solo), one tackle for loss and one quarterback hit vs. North Dakota (9/15)
- ✦ Recorded seven tackles (four solo) and one tackle for loss at Northwestern State (10/13)
- ✦ Tallied a season-high 10 tackles (five solo) as well as 1.0 sack, one tackle for loss and one pass defended vs. Abilene Christian (11/10)

2017 (Sam Houston):

- ✦ Played in 13 games and totaled 30 tackles (19 solo) and one forced fumble
- ✦ Had four tackles apiece in wins over Nicholls State (9/23), Northwestern State (10/14) and Incarnate Word (11/4)
- ✦ Made his first career start in the FCS playoffs vs. Kennesaw State (12/9), finishing with a season-high seven tackles
- ✦ Posted a pair of tackles and forced a fumble in the FCS playoff semifinals at North Dakota State (12/15)

PERSONAL:

- ✦ Attended Ball High School in Galveston, Texas, where he served as a team captain and was ranked the No. 40 cornerback in Texas by Lone Star Prospects
- ✦ Twin brother, Zion, was also a defensive back at Sam Houston and was selected in the fifth round of the 2022 NFL Draft by the Tampa Bay Buccaneers



JUSTIN
MCCRAY

64

OFFENSIVE LINEMAN



Ht: 6-3

DOB: 5/31/1992

Texans Season: 2

Acquired: UFA-'21 (ATL)

Wt: 315

College: Central Florida

NFL Season: 6

TRANSACTIONS: Signed by the Tennessee Titans as a college free agent on May 12, 2014...Waived by the Titans on Aug. 30, 2014...Signed to the Titans practice squad on Aug. 31, 2014...Signed by the Titans on Dec. 29, 2014...Waived by the Titans on Aug. 30, 2015...Signed by the Green Bay Packers as an unrestricted free agent on March 29, 2017...Re-signed by the Packers on April 17, 2018...Re-signed by the Packers on April 2, 2019...Traded to the Cleveland Browns on Aug. 31, 2019...Signed by the Atlanta Falcons as an unrestricted free agent on March 22, 2020...Signed by the Houston Texans as an unrestricted free agent on March 22, 2021...Placed on the Reserve/COVID-19 List on Dec. 17, 2021...Activated from the Reserve/COVID-19 List on Dec. 25, 2021.

2021 (Houston 15/8):

- ✦ Tied his career highs in games played (15) and starts (eight) with six starts and right guard and two starts at center
- ✦ Played in his first game as a Texan vs. Jacksonville (9/12), appearing on offense and special teams, helping the offense score 37 points, the highest Week 1 point total in franchise history
- ✦ Made his first start as a Texan at Indianapolis (10/17) in place of injured OL Justin Britt, blocking for a rushing attack that combined for 124 yards on the ground and averaged 4.3 yards per carry at Indianapolis (10/17)
- ✦ Blocked for QB Davis Mills vs. the L.A. Rams (10/31) as he threw for 310 yards and completed 29-of-38 passes (76.3 percent), the best completion percentage of his career
- ✦ Helped pave the way for a rushing attack that totaled 96 yards on 24 attempts, averaging 4.0 yards per carry vs. the N.Y. Jets (11/28)
- ✦ Helped protect QB Davis Mills as he threw for a career-high 331 yards vs. Seattle (12/12)
- ✦ Blocked for QB Davis Mills vs. Tennessee (1/9/22) as he completed 23-of-33 passes (69.7 percent) for 301 yards, three touchdowns and a passer rating of 128.5

2020 (Atlanta 10/2):

- ✦ Appeared in 10 games with two starts at left guard in his first season with the Falcons
- ✦ Helped the Falcons offense average the fifth-most passing yards per game (272.7) in the league

2019 (Cleveland 15/4):

- ✦ Played in 15 games and notched four total starts at both right and left tackle
- ✦ Blocked for a rushing attack that averaged the fourth-best yards per carry (4.84) in the NFL

2018 (Green Bay 12/5):

- ✦ Saw action in 12 games and made five starts at right guard for the Packers
- ✦ Assisted in blocking for a running game that recorded the second-best yards per carry average (5.02) in the league

2017 (Green Bay 13/8):

- ✦ Played a variety of positions across the offensive line, including right tackle, right guard and left guard in his 13 appearances (eight starts)
- ✦ Joined the Packers after playing with the Orlando Predators in the Arena Football League in 2016
- ✦ Helped an offense that had the third-best redzone efficiency (61.9 percent) in the NFL

COLLEGE:

- ✦ Played four seasons (2010-13) at the University of Central Florida in Orlando, Fla.
- ✦ Saw action in 31 games, making 16 starts during his collegiate career
- ✦ Named All-American Athletic Conference First Team as a senior in 2013 and was voted a team captain by his teammates
- ✦ Started seven games each at right guard and right tackle as a junior (2012)
- ✦ Appeared in 11 games (five starts) during his sophomore season (2011)
- ✦ Earned Conference USA All-Freshman Team honors in 2010

PERSONAL:

- ✦ Attended Southridge High School in Miami
- ✦ Has a twin brother, Jordan, who also played at Central Florida
- ✦ Was a district champion in wrestling as both a junior and sophomore
- ✦ Joined the Arena Football League with the Orlando Predators and played alongside his brother, Jordan, in 2015. Was assigned to the Tampa Bay Storm during a dispersal draft, where he played football in 2016 before re-entering the NFL the following year

PLAYER BIOS



epnod ;h^^m\ t B; i ag; m' bpg\ mn` \nj i ;no\ odhod` n

DATE	TEAM	GP	GS
2017	Packers	13	8
2018	Packers	12	5
2019	Packers	0	0
2019	Browns	15	4
2019	TOTAL	15	4
2020	Falcons	10	2
2021	Texans	15	8
NFL TOTALS		65	27

MKM; b\ h` H\ t Hb\ h` ; m' bpg\ mth` \nj i ;no\ odhod` n; Qb` s\ i nD

W	DATE	OPPONENT	P/S		W/L	SCORE
01	09/12	Jaguars	P		W	37-21
02	09/19	at Browns	P		L	21-31
03	09/23	Panthers	P		L	9-24
04	10/03	at Bills	P		L	0-40
05	10/10	Patriots	P		L	22-25
06	10/17	at Colts	S		L	3-31
07	10/24	at Cardinals	P		L	5-31
08	10/31	Rams	S		L	22-38
09	11/07	at Dolphins	S		L	9-17
11	11/21	at Titans	S		W	22-13
12	11/28	Jets	S		L	14-21
13	12/05	Colts		INACTIVE	L	0-31
14	12/12	Seahawks	S		L	13-33
15	12/19	at Jaguars		RESERVE/COVID-19	W	30-16
16	12/26	Chargers	P		W	41-29
17	01/02	at 49ers	S		L	7-23
18	01/09	Titans	S		L	25-28
2021 TOTALS			15-8		4-13	



JOHN
METCHIE III



88
WIDE RECEIVER



Ht: 5-11

DOB: 7/18/2000

Texans Season: R

Acquired: 02b-'22

Wt: 187

College: Alabama

NFL Season: R

TRANSACTIONS: Selected by the Houston Texans in the second round (44th overall) of the 2022 NFL Draft.

COLLEGE:

- ✦ Played three seasons (2019-21) at the University of Alabama in Tuscaloosa, Ala., where he played in 39 games and recorded 155 receptions for 2,081 receiving yards (13.5 avg.) and 14 touchdowns

2021 (Alabama):

- ✦ Played in 13 games and tallied 96 receptions for 1,142 receiving yards (11.9 avg.) and eight touchdowns
- ✦ Led Alabama and ranked second in the SEC with 96 receptions prior to suffering a season-ending knee injury in the SEC Championship Game vs. Georgia (12/4)
- ✦ Earned All-SEC second-team honors from the Associated Press and the league's coaches
- ✦ Recorded two touchdowns and 121 receiving yards vs. Tennessee (10/23)
- ✦ Notched a season-high 173 receiving yards and one touchdown vs. Arkansas (11/20)
- ✦ Posted a career-high 13 receptions for 150 yards at Auburn (11/27)

2020 (Alabama):

- ✦ Appeared in 13 games and totaled 916 receiving yards and six touchdowns with 55 receptions (16.7 avg.)
- ✦ Converted a first down or scored a touchdown on 35 of his 55 receptions as a sophomore
- ✦ Led all wide receivers with 181 receiving yards and two touchdowns with five receptions vs. Texas A&M (10/3)

2019 (Alabama):

- ✦ Saw action in 13 games and registered four catches for 23 yards
- ✦ Made his first career reception for a five-yard gain vs. Duke (8/31)

PERSONAL:

- ✦ Attended St. James School in Hagerstown, Md., and recorded 42 touchdowns along with over 1,300 rushing yards and 2,500 receiving yards before transferring to Peddie School in Hightstown, N.J.
- ✦ Ranked by ESPN.com as the No. 39 player in the East Region and the No. 7 player from New Jersey while earning four-star ratings
- ✦ Was born in Taiwan before moving to Ghana and eventually to Canada from the age of six until high school



DAVIS
MILLS

10
QUARTERBACK



Ht: 6-4 Wt: 225
 DOB: 10/21/1998 College: Stanford
 Texans Season: 2 NFL Season: 2
 Acquired: 03a-'21

TRANSACTIONS: Selected by the Houston Texans with the third pick of the third round (67th overall) of the 2021 NFL Draft.

2021 (Houston 13/11):

- ✦ Played in 13 games (11 starts) and completed 263-of-394 passes (66.8 percent) for 2,664 yards, the most by a rookie in Texans history, 16 passing touchdowns, 10 interceptions and a passer rating of 88.8
- ✦ Ranks third in NFL history among all rookie quarterbacks with a completion percentage of 66.8 percent
- ✦ Recorded three games with a passer rating of 125.0 or higher, tied for the second-most among rookie quarterbacks since the 1970 AFL-NFL merger
- ✦ Made his NFL debut in place of injured QB Tyrod Taylor, completing 8-of-18 passes (44.4 percent) for 102 yards, one touchdown and one interception at Cleveland (9/19). Completed his first career touchdown pass to WR Brandin Cooks.
- ✦ Made his first career start vs. Carolina (9/23) and completed 19-of-28 passes (67.9 percent) for 168 yards and a touchdown, posting a 95.5 passer rating
- ✦ Completed 21-of-29 passes (72.4 percent) and threw for 313 yards, three touchdowns and a career-high passer rating of 141.7 vs. New England (10/10). Became the first rookie quarterback in NFL history to finish a game with 300-plus passing yards, three-plus passing touchdowns and a passer rating of 140.0 or higher
- ✦ Completed 29-of-38 passes (76.3 percent) and threw for 310 yards, two touchdowns and a passer rating of 106.2 vs. the L.A. Rams (10/31)
- ✦ Threw for a career-high 331 yards vs. Seattle (12/12). Completed 33-of-49 passes (67.3 percent) for one touchdown and a 93.2 rating. Completed a franchise-record 14 consecutive passes to open the game, marking the most consecutive pass completions to start a game by a rookie quarterback since at least the 1991 season
- ✦ Passed for 254 yards, completing 21-of-27 passes (77.8 percent) for two touchdowns and a 130.6 passer rating, the second-highest rating of his career vs. the L.A. Chargers (12/26). Joined David Carr as the only rookie quarterbacks in Texans history to eclipse 2,000 single-season passing yards
- ✦ Completed 23-of-33 passes (69.7 percent) for 301 yards, three touchdowns and a 128.5 passer rating vs. Tennessee (1/9/22), posting his third game with a passer rating of at

least 125.0, ranking first among all rookies

COLLEGE:

- ✦ Spent four seasons (2017-20) at Stanford (Calif.) University, where he played in 14 games (11 starts) and totaled 3,468 passing yards on 287-of-438 completions (65.5 percent) with 18 touchdowns and eight interceptions
- ✦ As a senior, rushed eight times and scored two touchdowns for his first career multi-touchdown rushing game at Oregon State (12/12)
- ✦ Passed for 428 yards on 32-of-47 completions (68.1 percent) for three touchdowns in a double-overtime victory at UCLA (12/19) his final year at Stanford
- ✦ Earned All-Pac-12 honorable mention honors from the coaches and was given the Irving S. Zeimer Award for Team MVP for the 2020 season
- ✦ In 2019, saw action in eight games (six starts) and threw for 1,960 yards on 158-of-241 passes (65.6%) with 11 touchdowns
- ✦ Made first collegiate start as a junior and completed 22-of-36 passes (61.1 percent) for 237 yards and a touchdown caught by WR Connor Wedington at USC (9/7). His 237 yards were the second-most for a Cardinal quarterback in his first career start since 2005 (Kevin Hogan, 254 in 2012)
- ✦ Set the single-game school record with 504 passing yards on career-highs of 33 completions and 50 attempts at Washington State (11/16/19)
- ✦ Earned the Allstate Sugar Bowl Manning Award Star of the Week after passing for 245 yards at Oregon State (9/28/19) and the Gundelach Award for being the Most Outstanding Junior player for the Cardinals
- ✦ Made his collegiate debut in a victory vs. UC Davis (9/15/18) during his sophomore season

PERSONAL:

- ✦ Attended Greater Atlanta Christian (Ga.) School
- ✦ Was the nation's top-ranked quarterback by Scout and Rivals and totaled 6,290 career passing yards and 66 touchdowns in his high school career
- ✦ Named a three-time All-State selection and left high school as the career leader in touchdown passes and passing yards
- ✦ Has two sisters, Erin and Ali, who both played tennis at Tusculum and South Carolina, respectively

PLAYER BIOS



Also played basketball in high school

Passing Statistics

DATE	TEAM	GP	GS	PASSING											RUSHING				
				ATT.	CMP.	PCT.	YDS	AVG.	TD	INT.	LG	SK	LST	RATE	NO.	YDS.	AVG.	LG	TD
2021	Texans	13	11	394	263	66.8	2,664	6.8	16	10	67t	31	206	88.8	18	44	2.4	11	0
TOTALS		13	11	394	263	66.8	2,664	6.8	16	10	67T	31	206	88.8	18	44	2.4	11	0

Rushing Statistics

Pass Attempts	49 vs. Seattle Seahawks, Dec 12, 2021	Completion Percentage	77.8 vs. Los Angeles Chargers, Dec 26, 2021
Pass Completions	33 vs. Seattle Seahawks, Dec 12, 2021	Passer Rating	141.7 vs. New England Patriots, Oct 10, 2021
Yards Passing	331 vs. Seattle Seahawks, Dec 12, 2021	Rush Attempts	4 vs. Tennessee Titans, Jan 09, 2022
TD Passes	3 vs. Tennessee Titans, Jan 09, 2022 ...1 more at 3.	Rushing Yards	12 vs. Tennessee Titans, Jan 09, 2022
Long Passes	67t vs. New England Patriots, Oct 10, 2021	Longest Runs	11 vs. Tennessee Titans, Jan 09, 2022

Longest Passes

DATE	TEAM	NO.	YDS.	AVG.	LG	TD
10/10/21	PATRIOTS	21	312	14.9	67t	3
10/31/21	RAMS	29	310	10.7	45t	2
12/12/21	SEAHAWKS	33	331	10.0	30	1
01/09/22	TITANS	23	301	13.1	37	3

Game Log

W	DATE	OPPONENT	P/S	PASSING											RUSHING				W/L	SCORE
				ATT	CMP	YDS	PCT	Y/A	Y/C	TD	INT	LG	SK/YD	RATE	ATT	YDS	LG	TD		
	01 09/12	Jaguars		DID NOT PLAY															W	37-21
	02 09/19	at Browns	P	18	8	102	44.4	5.7	12.8	1	1	35	1/7	58.1	2	-1	2	0	L	21-31
	03 09/23	Panthers	S	28	19	168	67.9	6.0	8.8	1	0	30	4/17	95.5	1	0	0	0	L	9-24
	04 10/03	at Bills	S	21	11	87	52.4	4.1	7.9	0	4	16	3/26	23.4	1	2	2	0	L	0-40
	05 10/10	Patriots	S	29	21	312	72.4	10.8	14.9	3	0	67t	3/19	141.7	1	2	2	0	L	22-25
	06 10/17	at Colts	S	43	29	243	67.4	5.7	8.4	0	2	20	2/14	62.5	2	5	3	0	L	3-31
	07 10/24	at Cardinals	S	32	23	135	71.9	4.2	5.9	0	0	22	2/17	79.6	0	0	0	0	L	5-31
	08 10/31	Rams	S	38	29	310	76.3	8.2	10.7	2	1	45t	5/31	106.2	0	0	0	0	L	22-38
	09 11/07	at Dolphins		DID NOT PLAY															L	9-17
	11 11/21	at Titans		DID NOT PLAY															W	22-13
	12 11/28	Jets		DID NOT PLAY															L	14-21
	13 12/05	Colts	P	14	6	49	42.9	3.5	8.2	0	0	14	2/13	52.4	2	11	8	0	L	0-31
	14 12/12	Seahawks	S	49	33	331	67.3	6.8	10.0	1	0	30	2/14	93.2	2	8	5	0	L	13-33
	15 12/19	at Jaguars	S	30	19	209	63.3	7.0	11.0	2	1	43t	1/3	92.2	1	2	2	0	W	30-16
	16 12/26	Chargers	S	27	21	254	77.8	9.4	12.1	2	0	41t	1/6	130.6	1	-1	-1	0	W	41-29
	17 01/02	at 49ers	S	32	21	163	65.6	5.1	7.8	1	1	24	3/27	75.4	1	4	4	0	L	7-23
	18 01/09	Titans	S	33	23	301	69.7	9.1	13.1	3	0	37	2/12	128.5	4	12	11	0	L	25-28
2021 TOTALS		13-11		394	263	2,664	66.8	6.8	10.1	16	10	67T	31/206	88.8	18	44	11	0	4-13	



CHRIS
MOORE

15
WIDE RECEIVER



Ht: 6-1 Wt: 200
 DOB: 6/16/1993 College: Cincinnati
 Texans Season: 2 NFL Season: 7
 Acquired: UFA-'21 (BAL)

TRANSACTIONS: Selected by the Baltimore Ravens with the ninth pick of the fourth round (107th overall) of the 2016 NFL Draft...Signed by the Ravens as a free agent on March 24, 2020...Signed by the Houston Texans as an unrestricted free agent on March 24, 2021...Released by the Texans on Aug. 31, 2021...Signed to the Texans practice squad on Sept. 1, 2021...Elevated to the Texans active roster on Sept. 23, 2021...Reverted back to the Texans practice squad on Sept. 24, 2021...Elevated to the Texans active roster on Oct. 9, 2021...Reverted back to the Texans practice squad on Oct. 11, 2021...Signed to the Texans active roster on Oct. 12, 2021...Placed on the Reserve/COVID-19 List on Dec. 29, 2021...Activated from the Reserve/COVID-19 List on Jan. 5, 2022...Re-signed with the Texans as an unrestricted free agent on March 24, 2022.

2021 (Houston 12/1):

- ✦ Played in 12 games (one start) in his first season as a Texan, posting a career-high 21 catches and amassing 227 receiving yards (10.8 avg.) and two touchdowns
- ✦ Made his first appearance as a Texan vs. Carolina (9/23)
- ✦ Recorded five receptions for a season-high 109 yards (21.8 avg.), both career highs, vs. New England (10/10). Caught a 67-yard touchdown pass from QB Davis Mills, the longest reception of his career and his first score as a Texan
- ✦ Made his first start as a Texan at Arizona (10/24)
- ✦ Caught four passes for 40 yards (10.0 avg.) vs. the L.A. Chargers (12/26), his second-highest receiving yardage total of the season
- ✦ Tallied three receptions for 38 yards (12.7 avg.) and one touchdown vs. Tennessee (1/9/22), a 28-yard touchdown pass from QB Davis Mills

2020 (Baltimore 3/0, 1/0):

- ✦ Appeared in three regular season games and totaled two special teams tackles
- ✦ Spent Weeks 9-15 on the Reserve/Injured List

2019 (Baltimore 14/1, 1/0):

- ✦ Played in 14 games (one start) and caught three passes for 21 yards (7.0 avg.), while also returning four kicks for 81 yards (20.3 avg.)

2018 (Baltimore 16/0, 1/0):

- ✦ Served as a key contributor on special teams appearing in 16 games and registering 22 kickoff returns for 491 yards

(22.3 avg.). Also recorded a career-high 19 catches for 196 yards (10.3 avg.) and one touchdown

- ✦ Caught a five-yard touchdown pass and logged a season-high 92 kickoff return yards in Week 15 vs. Tampa Bay (12/16)

2017 (Baltimore 13/4):

- ✦ Played in 13 games (four starts) and posted single-season career highs in receiving yards (248) and touchdowns (three). Was also a key special teamer in which he returned 13 kickoffs for 346 yards (26.6 avg.)
- ✦ Contributed his first career touchdown reception in Week 7 at Minnesota (10/22)
- ✦ Posted a career-high 48 receiving yards on three receptions (16.0 avg.) and one touchdown in Week 14 at Pittsburgh (12/10)
- ✦ Caught a six-yard touchdown pass in Week 17 vs. Cincinnati (12/31) and also returned a kickoff 87 yards

2016 (Baltimore 15/0):

- ✦ Saw action in 15 games and totaled seven receptions for 46 yards (6.6 avg.) and seven kickoff returns for 162 yards (23.1 avg.) as a rookie
- ✦ Made his NFL debut in Week 1 vs. Buffalo (9/11) and caught one pass for 13 yards

COLLEGE:

- ✦ Played four seasons (2012-15) at the University of Cincinnati after redshirting in 2011
- ✦ Notched the eighth-best yards per reception average (21.1) in the country as a senior (2015) after compiling 39 receptions for 823 yards and seven touchdowns
- ✦ Posted 26 catches for 570 yards and six touchdowns as a junior (2014). Set the NCAA FBS record against Ohio State (9/27) for yards per reception average (73.7) when he totaled three receptions for 221 yards with all three catches scoring a touchdown (60, 83 and 78 yards)
- ✦ Caught 45 passes for 645 yards (14.3 avg.) and nine touchdowns in his sophomore year (2013)
- ✦ Totaled four receptions for 113 yards (28.3 avg.) and two touchdowns in his redshirt freshman season (2012)
- ✦ Redshirted his first year in 2011

PERSONAL:

- ✦ Attended Jefferson High School in Tampa, Fla.
- ✦ Led the school to an undefeated season and the Class 3A State Championship as a senior (2010) when he hauled in

PLAYER BIOS



49 catches for 1,500 yards (30.6 avg.) and 21 touchdowns

Named Class 3A All-State Honorable Mention after his senior season

^cndh;hj j m B; ag;m bpg\mn` \nj i ;mpncd bJm` ^` dgd b;no\odhod`n

DATE	TEAM	GP	GS	RECEIVING					RUSHING				
				NO.	YDS.	AVG.	LG	TD	NO.	YDS.	AVG.	LG	TD
2016	Ravens	15	0	7	46	6.6	13	0	3	19	6.3	10	0
2017	Ravens	13	4	18	248	13.8	30t	3	2	-9	-4.5	-4	0
2018	Ravens	16	0	19	196	10.3	30	1	5	17	3.4	9	0
2019	Ravens	14	1	3	21	7.0	13	0	1	0	0.0	0	0
2020	Ravens	3	0	0	0	0.0	0	0	0	0	0.0	0	0
2021	Texans	12	1	21	227	10.8	67t	2	0	0	0.0	0	0
NFL TOTALS		73	6	68	738	10.9	67T	6	11	27	2.5	10	0

^cndh;hj j m B; ag;kj non` \nj i ;mpncd bJm` ^` dgd b;no\odhod`n

DATE	TEAM	GP	GS	RECEIVING					RUSHING				
				NO.	YDS.	AVG.	LG	TD	NO.	YDS.	AVG.	LG	TD
2018	Ravens	1	0	0	0	0.0	0	0	0	0	0.0	0	0
2019	Ravens	1	0	0	0	0.0	0	0	0	0	0.0	0	0
2020	Ravens	1	0	0	0	0.0	0	0	0	0	0.0	0	0
NFL TOTALS		3	0	0	0	0.0	0	0	0	0	0.0	0	0

^cndh;hj j m B; ag;m bpg\mn` \nj i ;m` opmi ;no\odhod`n

DATE	TEAM	KICKOFF RETURNS					PUNT RETURNS					
		RET.	YDS.	AVG.	LG	TD	NO.	FC	YDS.	AVG.	LG	TD
2016	Ravens	7	162	23.1	34	0	0	0	0	0.0	0	0
2017	Ravens	13	346	26.6	87	0	0	0	0	0.0	0	0
2018	Ravens	22	491	22.3	39	0	0	0	0	0.0	0	0
2019	Ravens	4	81	20.3	26	0	0	0	0	0.0	0	0
2020	Ravens	0	0	0.0	0	0	0	0	0	0.0	0	0
2021	Texans	0	0	0.0	0	0	0	0	0	0.0	0	0
NFL TOTALS		46	1,080	23.5	87	0	0	0	0	0.0	0	0

nd bg` Hb`h` ;cdbcn\mpncd bJm` ^` dgd b

Rush Attempts	1 vs. Pittsburgh Steelers, Dec 29, 2019 ...10 more at 1.	All-Purpose Yards	134 at Pittsburgh Steelers, Dec 10, 2017
Rushing Yards	10 vs. Cleveland Browns, Nov 10, 2016	Kickoff Returns	5 at Pittsburgh Steelers, Dec 10, 2017
Longest Runs	10 vs. Cleveland Browns, Nov 10, 2016	Kickoff Return Yards	124 vs. Cincinnati Bengals, Dec 31, 2017
Receptions	5 vs. New England Patriots, Oct 10, 2021	Longest Kickoff Return	87 vs. Cincinnati Bengals, Dec 31, 2017
Receiving Yards	109 vs. New England Patriots, Oct 10, 2021	Kickoff Return Average	41.3 vs. Cincinnati Bengals, Dec 31, 2017
Receiving Average	21.8 vs. New England Patriots, Oct 10, 2021	Special Teams Tackles	2 at Jacksonville Jaguars, Dec 19, 2021 ...1 more at 2.
Longest Receptions	67t vs. New England Patriots, Oct 10, 2021	Most TDs	1 vs. Tennessee Titans, Jan 09, 2022 ...8 more at 1.
Receiving TDs	1 vs. Tennessee Titans, Jan 09, 2022 ...5 more at 1.	Miscellaneous Tackles	1 at Jacksonville Jaguars, Sep 25, 2016

nd bg` Hb`h` ;cdbcn;Hkj non` \nj i \mpncd bJm` ^` dgd b

Special Teams Tackles	2 vs. Los Angeles Chargers, Jan 06, 2019	Miscellaneous Tackles	1 vs. Los Angeles Chargers, Jan 06, 2019
------------------------------	--	------------------------------	--

LKKH` \m ;m` ^` dgd b; b`h` n; \m\mi bpg\mn` \nj i

DATE	TEAM	NO.	YDS.	AVG.	LG	TD
10/10/21	PATRIOTS	5	109	21.8	67t	1

PLAYER BIOS



2021 Season Statistics

W	DATE	OPPONENT	P/S	RECEIVING				RUSHING				W/L	SCORE		
				NO.	YDS.	AVG.	LG	TD	NO.	YDS.	AVG.			LG	TD
01	09/12	Jaguars											W	37-21	
02	09/19	at Browns											L	21-31	
03	09/23	Panthers	P	0	0	0.0	0	0	0	0	0.0	0	0	L	9-24
04	10/03	at Bills											L	0-40	
05	10/10	Patriots											L	22-25	
06	10/17	at Colts	P	4	14	3.5	11	0	0	0	0.0	0	0	L	3-31
07	10/24	at Cardinals	S	0	0	0.0	0	0	0	0	0.0	0	0	L	5-31
08	10/31	Rams	P	2	16	8.0	8	0	0	0	0.0	0	0	L	22-38
09	11/07	at Dolphins	P	1	4	4.0	4	0	0	0	0.0	0	0	L	9-17
11	11/21	at Titans	P	1	10	10.0	10	0	0	0	0.0	0	0	W	22-13
12	11/28	Jets	P	1	-4	-4.0	-4	0	0	0	0.0	0	0	L	14-21
13	12/05	Colts	P	0	0	0.0	0	0	0	0	0.0	0	0	L	0-31
14	12/12	Seahawks											L	13-33	
15	12/19	at Jaguars	P	0	0	0.0	0	0	0	0	0.0	0	0	W	30-16
16	12/26	Chargers	P	4	40	10.0	23	0	0	0	0.0	0	0	W	41-29
17	01/02	at 49ers											L	7-23	
18	01/09	Titans	P	3	38	12.7	28	1	0	0	0.0	0	0	L	25-28
2021 TOTALS			11-1	16	118	7.4	28T	1	0	0	0.0	0	0	4-13	



FABIAN
MOREAU

22
DEFENSIVE BACK



Ht: 6-0 Wt: 204
DOB: 4/9/1994 College: UCLA
Texans Season: 1 NFL Season: 5
Acquired: FA '21

TRANSACTIONS: Drafted by the Washington Commanders in the third round (81st overall) of the 2017 NFL Draft on April 28, 2017...Signed a contract with Washington on May 26, 2017...Placed on reserve/injured list on Dec. 27, 2019...Signed by the Atlanta Falcons as an unrestricted free agent on March 25, 2021....Signed as a free agent by the Houston Texans to a one-year contract on May 31, 2022.

2021 (Atlanta 16/16):

- ✦ Started in 16 games registering 61 total tackles (44 solo), 11 passes defended, three tackles for loss and one fumble recovery
- ✦ Tallied five total tackles (two solo) and a career-high three passes defended vs. Miami (10/24)
- ✦ Recorded his first career fumble recovery vs. Dallas (11/4)

2020 (Washington 16/1):

- ✦ Registered five total tackles (three solo), three special teams tackles, two interceptions and three passes defended on the season
- ✦ Notched the team's first interception of the year in the season opener vs. Philadelphia (9/13) to help secure a 27-17 win

2019 (Washington 12/7):

- ✦ Started in seven of 12 games played and totaled a career-high three interceptions on the season
- ✦ Only allowed two receiving touchdowns in 49 targets as a defensive back
- ✦ Finished the season with 44 total tackles (33 solo) and five passes defended

2018 (Washington 16/10):

- ✦ Started in 10 of 16 games played on the season
- ✦ Recorded his first NFL interception vs. Jacksonville (12/16) and returned it for 16 yards
- ✦ Ranked sixth on the team for solo sacks and created three forced fumbles on the year
- ✦ Notched a career-high 58 total tackles (37 solo), one interception and five passes defended

2017 (Washington 16/0):

- ✦ Appeared in all 16 games and accounted for 14 combined tackles (seven solo)
- ✦ Played in 73 percentage of special teams snaps during his rookie season (349 snaps)

COLLEGE:

- ✦ Majored in political science
- ✦ Played in 51 career games over five seasons (2012-16) at UCLA
- ✦ Recorded 148 total tackles (98 solo), 26 passes defended, three interceptions, 4.5 tackles for loss, one forced fumble and one fumble recovery for the Bruins
- ✦ Helped the Bruins appear in four and win two bowl games from 2012 to 2015
- ✦ Returned an interception thrown by QB Sam Darnold for 32 yards in his last collegiate home game vs. USC (11/19)
- ✦ Earned honorable mention All-Pac 12 by the coaches after notching a team-high 10 passes defended in his senior season (2016)
- ✦ Named to the UCLA Athletic Director's Honor Roll for the winter quarter of the 2015 season
- ✦ Caught his first collegiate interception vs. Washington (11/8/15) in the fourth quarter
- ✦ Registered 51 total tackles (26 solo) and four passes defended as a sophomore in 2013 and earned All-Conference honorable mention
- ✦ Credited with five tackles and a fumble recovery as a true freshman during the 2012 season

PERSONAL:

- ✦ Son of Berg and Guerly Moreau and has two sisters, Faby and Fabriana
- ✦ Attended Western High School in Davie, Fla. where he played both running back and wide receiver
- ✦ Rushed for 889 yards and 11 touchdowns, tallied 21 receptions for 416 yards and seven receiving touchdowns as a high school senior
- ✦ Earned first-team All-County honors by the Sun Sentinel and Miami Herald during his senior season

PLAYER BIOS



Defensive Statistics

DATE	TEAM	GP	GS	TACKLES								INTERCEPTIONS					FUMBLES				ST				MISC	
				TK	S	A	TFL	YDS	SK	YDS	QBH	NO	YDS	LG	TD	PD	FF	FR	TD	YDS	TK	S	A	FF	FR	S
2017	Redskins	16	0	7	4	3	0	0	0.0	0.0	0	0	0	0	1	0	0	0	0	7	3	4	0	0	0	0
2018	Redskins	16	10	58	37	21	0	0	0.0	0.0	0	1	16	16	0	5	3	0	0	0	0	0	0	0	0	
2019	Redskins	12	7	44	33	11	0	0	0.0	0.0	0	3	16	10	0	5	0	0	0	0	0	0	0	0	0	
2020	Football Team	16	1	7	5	2	0	0	0.0	0.0	0	2	0	0	0	3	0	0	0	0	2	2	0	0	0	
2021	Falcons	16	16	61	44	17	3	8	0.0	0.0	0	0	0	0	11	0	1	0	0	0	0	0	0	0	0	
NFL TOTALS		76	34	177	123	54	3	8	0.0	0.0	0	6	32	16	0	25	3	1	0	0	9	5	4	0	0	

Special Teams Statistics

DATE	TEAM	GP	GS	TACKLES								INTERCEPTIONS					FUMBLES				ST				MISC	
				TK	S	A	TFL	YDS	SK	YDS	QBH	NO	YDS	LG	TD	PD	FF	FR	TD	YDS	TK	S	A	FF	FR	S
2020	Football Team	1	0	0	0	0	0	0	0.0	0.0	0	0	0	0	0	0	0	0	0	0	0	0	0	0	0	
NFL TOTALS		1	0	0	0	0	0	0	0.0	0.0	0	0	0	0	0	0	0	0	0	0	0	0	0	0	0	

Key Statistics

- Total Tackles** 9 vs. New England Patriots, Nov 18, 2021
...1 more at 9.
- Solo Tackles** 7 at Philadelphia Eagles, Dec 03, 2018
- Passes Defensed** 3 at Miami Dolphins, Oct 24, 2021
- Forced Fumbles** 1 at Philadelphia Eagles, Dec 03, 2018
...2 more at 1.
- Fumble Recoveries** 1 at Dallas Cowboys, Nov 14, 2021
- Tackles For Loss** 1 vs. New Orleans Saints, Jan 09, 2022
...2 more at 1.
- Interceptions** 2 vs. Detroit Lions, Nov 24, 2019
- Interception Return Yards** 16 at Jacksonville Jaguars, Dec 16, 2018
- Special Teams Tackles** 2 vs. Arizona Cardinals, Dec 17, 2017
...1 more at 2.

Game Log

W	DATE	OPPONENT	P/S	TACKLES								INTERCEPTIONS					FUMBLES				ST				MISC		W/L	SCORE
				TK	S	A	SK	YDS	TFL	YDS	QBH	NO	YDS	LG	TD	PD	FF	FR	TD	YDS	TK	S	A	FF	FR	S		
01	09/12	Eagles	S	3	3	0	0.0	0.0	0	0	0	0	0	0	1	0	0	0	0	0	0	0	0	0	0	L	6-32	
02	09/19	at Buccaneers	S	3	3	0	0.0	0.0	0	0	0	0	0	0	0	0	0	0	0	0	0	0	0	0	0	L	25-48	
03	09/26	at Giants	S	1	1	0	0.0	0.0	0	0	0	0	0	0	0	0	0	0	0	0	0	0	0	0	0	W	17-14	
04	10/03	Football Team	S	4	3	1	0.0	0.0	1	2	0	0	0	0	0	0	0	0	0	0	0	0	0	0	0	L	30-34	
05	10/10	Jets	S	3	3	0	0.0	0.0	1	6	0	0	0	0	1	0	0	0	0	0	0	0	0	0	0	W	27-20	
07	10/24	at Dolphins	S	5	2	3	0.0	0.0	0	0	0	0	0	0	3	0	0	0	0	0	0	0	0	0	0	W	30-28	
08	10/31	Panthers	S	1	0	1	0.0	0.0	0	0	0	0	0	0	1	0	0	0	0	0	0	0	0	0	0	L	13-19	
09	11/07	at Saints	S	5	4	1	0.0	0.0	0	0	0	0	0	0	2	0	0	0	0	0	0	0	0	0	0	W	27-25	
10	11/14	at Cowboys	S	6	5	1	0.0	0.0	0	0	0	0	0	0	0	0	1	0	0	0	0	0	0	0	0	L	3-43	
11	11/18	Patriots	S	9	5	4	0.0	0.0	0	0	0	0	0	0	0	0	0	0	0	0	0	0	0	0	0	L	0-25	
12	11/28	at Jaguars	S	2	2	0	0.0	0.0	0	0	0	0	0	0	1	0	0	0	0	0	0	0	0	0	0	W	21-14	
13	12/05	Buccaneers	S	6	5	1	0.0	0.0	0	0	0	0	0	0	0	0	0	0	0	0	0	0	0	0	0	L	17-30	
14	12/12	at Panthers	S	2	2	0	0.0	0.0	0	0	0	0	0	0	1	0	0	0	0	0	0	0	0	0	0	W	29-21	
15	12/19	at 49ers	S	3	1	2	0.0	0.0	0	0	0	0	0	0	0	0	0	0	0	0	0	0	0	0	0	L	13-31	
16	12/26	Lions	S	3	1	2	0.0	0.0	0	0	0	0	0	0	1	0	0	0	0	0	0	0	0	0	0	W	20-16	
17	01/02	at Bills		INACTIVE																				L	15-29			
18	01/09	Saints	S	5	4	1	0.0	0.0	1	0	0	0	0	0	0	0	0	0	0	0	0	0	0	0	0	L	20-30	
2021 TOTALS		16-16		61	44	17	0.0	0.0	3	8	0	0	0	0	11	0	1	0	0	0	0	0	0	0	0	7-10		



JIMMY MORRISSEY



79
OFFENSIVE LINEMAN

Ht: 6-3
DOB: 9/6/1998
Wt: 303
College: Pittsburgh
Texans Season: 2 **NFL Season:** 2
Acquired: FA-'21

TRANSACTIONS: Selected by the Las Vegas Raiders with the second pick of the seventh round (230th overall) in the 2021 NFL Draft...Released by the Raiders on Aug. 31, 2021...Signed to the Raiders practice squad on Sept. 1, 2021...Released from the Raiders practice squad on Oct. 19, 2021...Signed with the Houston Texans on Oct. 20, 2021...Re-signed with the Texans on March 11, 2022.

2021 (Houston 6/5):

- ✦ Played in six games (five starts) in his first season as a Texan, making five starts at center in place of injured OL Justin Britt
- ✦ Made his first career start and appearance on the offensive line at Miami (11/7)
- ✦ Was part of an offensive line that did not allow a sack as QB Tyrod Taylor completed 14-of-24 passes (58.3 percent) for 107 yards and a passer rating of 69.3, also recording two rushing touchdowns at Tennessee (11/21)
- ✦ Helped pave the way for a rushing attack that totaled 96 yards on 24 attempts, averaging 4.0 yards per carry vs. the N.Y. Jets (11/28)
- ✦ Earned his first career snaps on special teams at Jacksonville (12/19)
- ✦ Blocked for a rushing attack that gained a season-high 189 yards and two touchdowns on the ground, averaging 5.3 yards per carry vs. the L.A. Chargers (12/26)

COLLEGE:

- ✦ Played four seasons (2017-20) at the University of Pittsburgh in Pittsburgh, Pa., after redshirting as a true

freshman walk-on in 2016

- ✦ Started all 47 games in his collegiate career, making 46 starts at center and one start at right guard
- ✦ As a redshirt senior, named recipient of the 2020 Burlsworth Trophy, annually presented to the most outstanding player in college football who began his career as a walk-on. Earned All-ACC honors for the third consecutive year, including first-team All-ACC recognition by the Associated Press and second-team All-ACC honors from the coaches and media
- ✦ In 2019, established himself as the top center in the ACC, not allowing a sack the entire season and was also rated as the Panthers' top run blocker. Earned first-team All-ACC honors and was a three-time Pro Football Focus ACC Team of the Week honoree
- ✦ Earned third-team All-ACC honors as a junior in 2018, becoming the first Pitt player at his position to earn such distinction
- ✦ Earned All-ACC Academic Football Team honors all four seasons that he played

PERSONAL:

- ✦ Attended La Salle College High School in Wyndmoor, Pa.
- ✦ Named a two-time All-Philadelphia Catholic League performer
- ✦ Named All-City by Philadelphia Daily News
- ✦ A three-year letterman, helping his high school to a 25-7 record during his varsity career, including a PCL title as a senior
- ✦ Selected to play in the Big 33 Football Classic

ed h t ; h j m m d n ` t B ; i a g ; m b p g \ m j ` \ n j i ; n o \ o d o d ` n

DATE	TEAM	GP	GS
2021	Raiders	0	0
2021	Texans	6	5
2021	TOTAL	6	5
NFL TOTALS		6	5

PLAYER BIOS



2021 Season Schedule

W	DATE	OPPONENT	P/S		W/L	SCORE
01	09/13	Ravens		PRACTICE SQUAD	W	33-27+
02	09/19	at Steelers		PRACTICE SQUAD	W	26-17
03	09/26	Dolphins		PRACTICE SQUAD	W	31-28+
04	10/04	at Chargers		PRACTICE SQUAD	L	14-28
05	10/10	Bears		PRACTICE SQUAD	L	9-20
06	10/17	at Broncos		PRACTICE SQUAD	W	34-24
				Went from Raiders to Texans .		
07	10/24	at Cardinals		INACTIVE	L	5-31
08	10/31	Rams		DID NOT PLAY	L	22-38
09	11/07	at Dolphins	S		L	9-17
11	11/21	at Titans	S		W	22-13
12	11/28	Jets	S		L	14-21
13	12/05	Colts		DID NOT PLAY	L	0-31
14	12/12	Seahawks		DID NOT PLAY	L	13-33
15	12/19	at Jaguars	P		W	30-16
16	12/26	Chargers	S		W	41-29
17	01/02	at 49ers	S		L	7-23
18	01/09	Titans		DID NOT PLAY	L	25-28
2021 TOTALS			6-5		7-10	

+ - Overtime



ERIC
MURRAY

23
DEFENSIVE BACK



Ht: 5-11 Wt: 199
 DOB: 1/7/1994 College: Minnesota
 Texans Season: 2 NFL Season: 6
 Acquired: UFA-'20 (CLE)

TRANSACTIONS: Selected by the Kansas City Chiefs in the fourth round (106th overall) of the 2016 NFL Draft...Traded to the Cleveland Browns on April 1, 2019...Signed by the Houston Texans as an unrestricted free agent on March 21, 2020...Placed on the Reserve/COVID-19 List on Dec. 23, 2021...Activated from the Reserve/COVID-19 List on Dec. 29, 2021.

2021 (Houston 16/11):

- ✦ Played in 16 games (11 starts) and totaled a career-high 73 defensive tackles (47 solo), also notching one interception, four passes defended and three special teams tackles (one solo)
- ✦ Started in the season opener vs. Jacksonville (9/12) and recorded six tackles (four solo)
- ✦ Notched five tackles (three solo) at Cleveland (9/19)
- ✦ Registered four tackles (three solo) vs. Carolina (9/23)
- ✦ Tied for second on the team in tackles with eight (five solo), also tallying his second career interception at Miami (11/7)
- ✦ Finished tied for second on the team with 11 tackles (six solo) while also tallying one pass defended at Tennessee (11/21). Broke up a pass intended for TE Anthony Firkser from QB Ryan Tannehill, forcing a turnover on downs in the fourth quarter
- ✦ Tied for first on the team with eight tackles (five solo) vs. the N.Y. Jets (11/28)
- ✦ Finished tied for fourth on the team with eight tackles (four solo), also notching one pass defended at Jacksonville (12/19)
- ✦ Placed second on the team with eight tackles (six solo), also tallying one pass defended at San Francisco (1/2/22)

2020 (Houston 14/14):

- ✦ Started 14 games in his first season with the Texans and notched his single-season high 71 total tackles (47 solo) while also adding 2.0 sacks, two tackles for loss, four quarterback hits, two passes defended and one forced fumble
- ✦ Started his first game as a Texan and totaled the second-most tackles in his career (seven) in the season opener at Kansas City (9/10)
- ✦ Recorded back-to-back games with at least seven total tackles for the first time in his career vs. Baltimore (9/20)
- ✦ Totaled five solo tackles, one quarterback hit, one pass defended and the first forced fumble of his career at Pittsburgh (9/27)

- ✦ Finished with a career-high 11 total tackles (10 solo) and 2.0 sacks at Chicago (12/13). Became the fifth defensive back since 1994 with at least 11 total tackles and 2.0 sacks in a single game
- ✦ Notched five total tackles (three solo) and his second pass defended of the season at Indianapolis (12/20)

2019 (Cleveland 9/4):

- ✦ Saw action in nine games (four starts) with the Browns, finishing the season with 23 tackles (15 solo), three tackles for loss, 1.0 sack, one quarterback hit and one pass defended
- ✦ Missed Weeks 9-15 with an injury but returned in Week 16
- ✦ Played in every defensive snap and recorded a season-high five total tackles (three solo) and added one tackle for loss and one pass defended vs. the L.A. Rams (9/22)
- ✦ Logged the second sack of his career at New England (10/27), dropping Patriots QB Tom Brady for a loss of four yards to force a punt

2018 (Kansas City 15/9, 2/0):

- ✦ Appeared in 15 games and started in a career-high nine, notching a single-season career high in tackles with 55 and added his first career interception, one tackle for loss, one quarterback hit and two passes defended
- ✦ Posted a single-game career-high nine total tackles (four solo) at the L.A. Chargers (9/9)
- ✦ Registered six total tackles (five solo) and his first career interception at Denver (10/1), picking off Broncos QB Case Keenum in the third quarter

2017 (Kansas City 14/2, 1/0):

- ✦ Played in 14 games (two starts) and logged 30 total tackles (26 solo), 1.0 sack, two tackles for loss, one quarterback hit and a single-season career-high five passes defended. Added six special teams tackles
- ✦ Registered a single-game career high with two passes defended vs. Philadelphia (9/17), and added a season-high six total tackles
- ✦ Notched his first career tackle for loss and added four solo tackles vs. Washington (10/2)
- ✦ Made his first career start at Houston (10/8) and recorded one solo tackle on defense and one tackle on special teams
- ✦ Logged his first career sack against the L.A. Chargers



STEVEN
NELSON

31
DEFENSIVE BACK



Ht: 5-11 Wt: 194
 DOB: 1/22/1993 College: Oregon State
 Texans Season: 1 NFL Season: 8
 Acquired: UFA-'22 (PHI)

TRANSACTIONS: Selected by the Kansas City Chiefs in the third round (98th overall) of the 2015 NFL Draft...Signed as an unrestricted free agent with the Pittsburgh Steelers on March 13, 2019...Released by the Steelers on March 23, 2021...Signed with the Philadelphia Eagles on July 25, 2021...Signed with the Houston Texans as an unrestricted free agent on April 14, 2022.

2021 (Philadelphia 16/16, 1/1):

- ✦ Started every game he appeared in and totaled 50 tackles (34 solo), one interception and seven passes defended
- ✦ Made a season-high seven tackles (three solo) in the season opener at Atlanta (9/12)
- ✦ Intercepted a pass from QB Sam Darnold to secure the win at Carolina (10/10). Also notched three tackles (two solo) and a season-high two passes defended
- ✦ Recorded six tackles (four solo) and one pass defended at the N.Y. Giants (11/28)
- ✦ Started in the Wild Card Round at Tampa Bay (1/16/22) and made four tackles (two solo) and one pass defended

2020 (Pittsburgh 15/15, 1/1):

- ✦ Started 15 games and amassed 54 tackles (48 solo), two interceptions, two tackles for loss, one fumble recovery and nine passes defended
- ✦ Recorded a single-game career-high two interceptions from Carson Wentz, also tallying six tackles (five solo) and two passes defended vs. Philadelphia (10/11)
- ✦ Recovered a fumble from Tee Higgins and made two tackles (both solo) and one pass defended vs. Cincinnati (11/15)
- ✦ Logged a season-high three passes defended and tallied six tackles (five solo) at Buffalo (12/13)
- ✦ Started in the Wild Card Round vs. Cleveland (1/10/21) and notched six tackles (five solo)

2019 (Pittsburgh 15/15):

- ✦ Totaled 61 tackles (52 solo), one interception, one fumble recovery and eight passes defended
- ✦ Logged seven tackles (six solo) and one pass defended vs. Seattle (9/15)
- ✦ Recovered a fumble from Mark Walton and made one solo tackle vs. Miami (10/28)
- ✦ Intercepted a pass from Josh Allen and returned it 33 yards, also making six tackles (all solo) and one pass defended vs. Buffalo (12/15)
- ✦ Notched a season-high two passes defended and posted

four tackles (all solo) at Baltimore (12/29)

2018 (Kansas City 16/16, 2/2):

- ✦ Amassed a career-high 68 tackles (58 solo), four interceptions, two tackles for loss and 15 passes defended
- ✦ Posted eight tackles (four solo) and one pass defended in the season opener at the L.A. Chargers (9/9)
- ✦ Recorded his first interception of the season as well as three tackles (two solo) and two passes defended vs. Jacksonville (10/7)
- ✦ Logged eight tackles (all solo), one interception and one pass defended at Cleveland (11/4)
- ✦ Notched three passes defended and tallied an interception for a 35-yard return vs. Arizona (11/11)
- ✦ Started the Divisional Round contest vs. Indianapolis (1/12/19) and made two tackles (both solo) and one pass defended
- ✦ Started the AFC Championship Game vs. New England (1/20/19) and totaled three tackles (all solo) and one pass defended

2017 (Kansas City 9/7, 1/1):

- ✦ Finished with 41 tackles (33 solo), two tackles for loss, one forced fumble and four passes defended
- ✦ Posted five tackles (all solo) and a season-high two passes defended at the N.Y. Giants (11/19)
- ✦ Totaled a season-high nine tackles (seven solo) and made one tackle for loss at the N.Y. Jets (12/3)
- ✦ Posted four tackles (three solo), one tackle for loss, one forced fumble and one pass defended vs. Oakland (12/10)
- ✦ Started in the Wild Card Round vs. Tennessee (1/6/18) and made three tackles (two solo) and one pass defended

2016 (Kansas City 15/15, 1/1):

- ✦ Totaled 64 tackles (58 solo), one quarterback hit, four tackles for loss, two fumble recoveries and 16 passes defended
- ✦ Recorded eight tackles (all solo) and one tackle for loss in the season opener vs. San Diego (9/11)
- ✦ Notched a season-high nine tackles (eight solo) vs. New Orleans (10/23)
- ✦ Made two stops (both solo), one quarterback hit, one fumble recovery and three passes defended vs. Jacksonville (11/6)
- ✦ Posted six tackles (four solo), one tackle for loss and one pass defended at Carolina (11/13)

PLAYER BIOS



- Recovered a fumble, logged one pass defended and made seven tackles (all solo) vs. Tampa Bay (11/20)
- Notched eight tackles (seven solo), one tackle for loss and one pass defended vs. Tennessee (12/18)
- Made his first career postseason start in the Divisional Round vs. Pittsburgh (1/15/17) and tallied five tackles (four solo)

2015 (Kansas City 12/0, 2/0):

- Played in 12 regular season games and two postseason contests in his first NFL season, mostly appearing on special teams and amassing seven special teams tackles (all solo)
- Played in his first NFL game vs. Chicago (10/11)
- Recorded his first career special teams tackle at Minnesota (10/18)
- Logged his first career tackle on defense vs. Pittsburgh (10/25)
- Posted a season-high three special teams tackles (all solo) vs. Buffalo (11/29)
- Played in his first postseason game in the Wild Card Round at Houston (1/9/16) and notched his first career pass defended

COLLEGE:

- Played two seasons (2013-14) at Oregon State University in Corvallis, Ore., following a two-year junior college stint (2011-12) at College of the Sequoias in Visalia, Calif.
- Earned Pac-12 All-Conference Second Team honors

following his senior campaign (2014) in which he posted 60 tackles (37 solo), two interceptions, two tackles for loss and eight passes defended

- Started the final nine games of his first season at Oregon State (2013) and tallied 62 tackles (48 solo), six touchdowns including one pick-six and eight passes defended
- Played junior college football at College of the Sequoias and made 71 tackles, 19 passes defended and six interceptions through two seasons, earning All-Northern California Football Association recognition
- Was rated as the second-best junior college cornerback by 247Sports before arriving at Oregon State
- Also participated in track on the 4x100 relay team in junior college

PERSONAL:

- Attended Northside High School in Warner Robins, Ga., where he was an All-Middle Georgia selection as a returner as a senior after returning seven punts for touchdowns
- Also earned All-Middle Georgia honors as a defensive back his senior year with 30 tackles and seven interceptions
- Participated in track in high school as part of the 4x100 relay team that finished first place in the country
- Son of Steven Nelson, Sr. and Ylencia Jackson, and is the father of his son, Steven Nelson III

no`q`i ; `gnj i B; ag:m bpg\mn` \nj i ; `a`i ndq`no\odhod`n

DATE	TEAM	GP	GS	TACKLES							INTERCEPTIONS					FUMBLES				ST		MISC					
				TK	S	A	TFL	YDS	SK	YDS	QBH	NO	YDS	LG	TD	PD	FF	FR	TD	YDS	TK	S	A	FF	FR	S	A
2015	Chiefs	12	0	1	1	0	0	0	0.0	0.0	0	0	0	0	0	0	0	0	0	0	7	7	0	0	0	0	0
2016	Chiefs	15	15	64	58	6	4	5	0.0	0.0	1	0	0	0	0	16	0	2	0	0	1	1	0	0	0	0	0
2017	Chiefs	9	6	41	33	8	2	2	0.0	0.0	0	0	0	0	4	1	0	0	0	0	0	0	0	0	0	0	0
2018	Chiefs	16	16	68	58	10	2	4	0.0	0.0	0	4	53	35	0	15	0	0	0	0	0	0	0	0	0	0	0
2019	Steelers	15	15	61	52	9	0	0	0.0	0.0	0	1	33	33	0	8	0	1	0	0	0	0	0	0	0	0	0
2020	Steelers	15	15	48	43	5	2	1	0.0	0.0	0	2	3	3	0	9	0	1	0	0	0	0	0	0	0	0	0
2021	Eagles	16	16	50	34	16	0	0	0.0	0.0	0	1	4	4	0	7	0	0	0	0	0	0	0	0	0	0	0
NFL TOTALS		98	83	333	279	54	10	12	0.0	0.0	1	8	93	35	0	59	1	4	0	0	8	8	0	0	0	0	0

no`q`i ; `gnj i B; ag:kj non` \nj i ; `a`i ndq`no\odhod`n

DATE	TEAM	GP	GS	TACKLES							INTERCEPTIONS					FUMBLES				ST		MISC					
				TK	S	A	TFL	YDS	SK	YDS	QBH	NO	YDS	LG	TD	PD	FF	FR	TD	YDS	TK	S	A	FF	FR	S	A
2015	Chiefs	2	0	0	0	0	0	0	0.0	0.0	0	0	0	0	0	1	0	0	0	0	0	0	0	0	0	0	0
2016	Chiefs	1	1	5	4	1	0	0	0.0	0.0	0	0	0	0	0	0	0	0	0	0	0	0	0	0	0	0	0
2017	Chiefs	1	1	3	2	1	0	0	0.0	0.0	0	0	0	0	0	1	0	0	0	0	0	0	0	0	0	0	0
2018	Chiefs	2	2	5	5	0	0	0	0.0	0.0	0	0	0	0	0	2	0	0	0	0	0	0	0	0	0	0	0
2020	Steelers	1	1	6	5	1	0	0	0.0	0.0	0	0	0	0	0	0	0	0	0	0	0	0	0	0	0	0	0
2021	Eagles	1	1	4	2	2	0	0	0.0	0.0	0	0	0	0	0	1	0	0	0	0	0	0	0	0	0	0	0
NFL TOTALS		8	6	23	18	5	0	0	0.0	0.0	0	0	0	0	0	5	0	0	0	0	0	0	0	0	0	0	0



ADEDAYO
ODELEYE

75
DEFENSIVE LINEMAN



Ht: 6-0

DOB: 1/1/1999

Texans Season: R

Acquired: CFA-'22

Wt: 200

College: Loughborough

NFL Season: R

TRANSACTIONS: Awarded to the Houston Texans as part of the 2022 NFL International Player Pathway Program on May 3, 2022.

2022 (Texans):

- ✦ Awarded to the Texans as part of the pathway program. The program, which enters its sixth year in 2022, is part of the NFL's efforts to strengthen the pipeline of international players and aims to provide elite international athletes the opportunity to compete at the NFL level and improve their skills
- ✦ Eligible for an international player practice squad exemption, granting the team an extra practice squad member. Clubs have the opportunity to elevate the player to the active roster during the season. The AFC South was chosen to receive these players in a random draw and

becomes the sixth division to participate in the program

2021 (Berlin Thunder):

- ✦ Played in eight games and recorded 34 tackles, 14 tackles for loss, 7.0 sacks and one fumble recovery
- ✦ Earned a spot on the European League Football All-Star Team
- ✦ Attended the NFL International Combine in 2021

PERSONAL:

- Participated in the 2021 International Player Pathway training phase but was not allocated to a team
- Started playing football in 2017 at Loughborough (England) University, where he was a three-year defensive lineman
- Named team captain in his second year at Loughborough
- ✦ Born in Nigeria and raised in the UK since age 9



**CEDRIC
OGBUEHI**



77
OFFENSIVE LINEMAN

Ht: 6-5
DOB: 4/25/1992
Texans Season: 1
Acquired: FA-'22

Wt: 308
College: Texas A&M
NFL Season: 8

TRANSACTIONS: Selected by the Cincinnati Bengals in the first round (21st overall) of the 2015 NFL Draft...Placed on the Reserve/Non-Football Injury List on Sept. 1, 2015...Activated from the Reserve/Non-Football Injury List on Nov. 27, 2015...Placed on the Reserve/Injured List on Dec. 30, 2016...Signed with the Jacksonville Jaguars as an unrestricted free agent on March 16, 2019...Signed with the Seattle Seahawks as an unrestricted free agent on March 18, 2020...Signed an extension with the Seahawks on March 26, 2021...Released by the Seahawks on Oct. 25, 2021...Signed to the Baltimore Ravens practice squad on Oct. 27, 2021...Elevated to the Ravens active roster on Nov. 6, 2021...Released by the Ravens on Dec. 3, 2021...Signed to the Tennessee Titans practice squad on Dec. 27, 2021...Released from the Titans practice squad on Dec. 29, 2021...Signed with the Houston Texans on March 18, 2022.

2021 (Seattle 1/1; Baltimore 2/0):

- ✦ Began the season with the Seahawks and started at San Francisco (10/3) at right tackle, helping block for a rushing attack that combined for 105 yards
- ✦ Played in two games for the Ravens after being elevated from the practice squad

2020 (Seattle 8/4, 1/0):

- ✦ Played in eight games (four starts) along with one appearance in the Wild Card Round vs. the L.A. Rams (1/9/21)
- ✦ Made his first start of the season at right tackle at Philadelphia (11/30) and blocked for QB Russell Wilson as he completed 22-of-31 passes (71.0 percent) for 230 yards, one touchdown and a passer rating of 102.9
- ✦ Helped pave the way for a rushing attack that gained 181 yards on 26 carries (7.0 avg.) at Washington (12/20)
- ✦ Played in his second career postseason contest in the Wild Card Round vs. the L.A. Rams (1/9/21) and helped the team rush for 136 yards on 25 carries (5.4 avg.)

2019 (Jacksonville 14/0):

- ✦ Made his first appearance of the season vs. Tennessee (9/19) and protected QB Gardner Minshew II as he completed 20-of-30 passes (66.7 percent) for 204 yards, two touchdowns and a passer rating of 108.2
- ✦ Helped open holes for RB Leonard Fournette as he rushed for a career-high 225 yards on 29 carries (7.8 avg.) at Denver (9/29)
- ✦ Protected QB Gardner Minshew II as he threw for 279

yards, three touchdowns and a passer rating of 119.6 vs. the N.Y. Jets (10/27)

2018 (Cincinnati 2/0):

- ✦ Played in two contests on the season, earning snaps at Kansas City (10/21) and vs. Cleveland (11/25)
- ✦ Made his only offensive appearance of the season at tackle vs. Cleveland (11/25), helping the offense to total 129 rushing yards and one touchdown on 20 carries (6.5 avg.)

2017 (Cincinnati 14/13):

- ✦ Played in 14 games with a career-high 13 starts
- ✦ Helped protect QB Andy Dalton in the win vs. Buffalo (10/8) as he completed 22-of-36 passes (61.1 percent) for 328 yards and one touchdown
- ✦ Blocked for QB Andy Dalton as he threw for 243 yards, two touchdowns and a passer rating of 108.8 vs. Indianapolis (10/29)
- ✦ Assisted in the rushing effort that totaled 152 yards on 30 carries (5.1 avg.) and one touchdown vs. Cleveland (11/26)

2016 (Cincinnati 14/12)

- ✦ Made his first career start in the season opener at the N.Y. Jets (9/11), helping QB Andy Dalton complete 23-of-30 passes (76.7 percent) for 366 yards, one touchdown and a passer rating of 114.0
- ✦ Helped block for an offense that saw WR A.J. Green tally 173 receiving yards on 10 receptions (17.3 avg.), including one touchdown vs. Miami (9/29)
- ✦ Blocked for the Bengals offense that netted a season-high 559 yards of offense in the win vs. Cleveland (10/23)
- ✦ Assisted in paving the way for a rushing attack that combined for 213 yards on 38 carries (5.6 avg.) and one touchdown at Cleveland (12/11)

2015 (Cincinnati 5/0, 1/0):

- ✦ Made his first career appearance at Cleveland (12/6), helping QB Andy Dalton earn his career-best passer rating of 146.8 by completing 14-of-19 passes (73.7 percent) for 220 yards and two touchdowns
- ✦ Helped protect QB Andy Dalton as he completed 15-of-21 passes (71.4 percent) for 192 yards and one touchdown for a passer rating of 115.6 at San Francisco (12/20)
- ✦ Assisted in the running game that combined for 145 yards on 27 carries (5.4 avg.) and one touchdown vs. Baltimore

PLAYER BIOS



(1/3/16)

- Made his first postseason appearance in the Wild Card Round vs. Pittsburgh (1/9/16)

COLLEGE:

- Played four seasons (2011-14) at Texas A&M University in College Station, Texas
- Was named a 2014 first-team All-American by the Walter Camp Football Foundation and was voted first-team All-SEC by the league head coaches
- Made the switch to left tackle as a senior (2014), starting every game (10 starts at left tackle, two at right tackle) and providing protection for the SEC's top passing attack that led the conference in passing yards and touchdowns
- Started 11 games as a junior (2013), blocking for the Aggie offense that finished as one of only three teams to rank in the top 10 nationally in scoring, passing and total offense
- Served as a cornerstone in the 2012 Texas A&M offense that led the SEC in rushing, passing, scoring and total

offense and ranked third nationally in total offense and scoring offense. Blocked for freshman QB Johnny Manziel in a record-breaking season that earned him the Heisman Trophy

- Had a strong freshman season in 2011 despite an ankle injury that sidelined him for part of the season. Was a mainstay of an offensive front that allowed just nine sacks in 13 games and set school records for total, passing and scoring offense

PERSONAL:

- Was a two-time all-state selection at Allen (Texas) High School
- Named Associated Press second-team all-state and was a unanimous first-team all-district honoree as a senior (2009)
- Was a US Army All-American as a senior
- Helped his team to a state championship as a junior in 2008, earning Associated Press first-team all-state recognition

^ _ n d ; j b] p ` c d h ; i a g ; m b p g \ m n ` \ n j i ; n o \ o d h o d ` n

DATE	TEAM	GP	GS
2015	Bengals	5	0
2016	Bengals	14	12
2017	Bengals	14	13
2018	Bengals	2	0
2019	Jaguars	14	0
2020	Seahawks	8	4
2021	Seahawks	1	1
2021	Ravens	2	0
2021	TOTAL	3	1
NFL TOTALS		60	30

^ _ n d ; j b] p ` c d h ; i a g ; k j n o n ` \ n j i ; n o \ o d h o d ` n

DATE	TEAM	GP	GS
2015	Bengals	1	0
2020	Seahawks	1	0
NFL TOTALS		2	0

^ _ n d ; j b] p ` c d h ; i a g ; m b p g \ m n ` \ n j i ; ` a ` i n d ; n o \ o d h o d ` n

DATE	TEAM	GP	GS	TACKLES						INTERCEPTIONS					FUMBLES					ST				MISC			
				TK	S	A	TFL	YDS	SK	YDS	QBH	NO	YDS	LG	TD	PD	FF	FR	TD	YDS	TK	S	A	FF	FR	S	A
2015	Bengals	5	0	0	0	0	0	0	0.0	0.0	0	0	0	0	0	0	0	0	0	0	0	0	0	0	0	0	0
2016	Bengals	14	12	0	0	0	0	0	0.0	0.0	0	0	0	0	0	0	0	0	1	0	0	0	0	0	0	0	0
2017	Bengals	14	13	0	0	0	0	0	0.0	0.0	0	0	0	0	0	0	0	0	0	0	0	0	0	0	0	2	0
2018	Bengals	2	0	0	0	0	0	0	0.0	0.0	0	0	0	0	0	0	0	0	0	0	0	0	0	0	0	0	0
2019	Jaguars	14	0	0	0	0	0	0	0.0	0.0	0	0	0	0	0	0	0	0	0	0	0	0	0	0	0	0	0
2020	Seahawks	8	4	0	0	0	0	0	0.0	0.0	0	0	0	0	0	0	0	0	0	0	0	0	0	0	0	0	0
2021	Seahawks	1	1	0	0	0	0	0	0.0	0.0	0	0	0	0	0	0	0	0	0	0	0	0	0	0	0	0	0
2021	Ravens	2	0	0	0	0	0	0	0.0	0.0	0	0	0	0	0	0	0	0	0	0	0	0	0	0	0	0	0
2021	TOTAL	3	1	0	0	0	0	0	0.0	0.0	0	0	0	0	0	0	0	0	0	0	0	0	0	0	0	0	0
NFL TOTALS		60	30	0	0	0	0	0	0.0	0.0	0	0	0	0	0	0	0	0	1	0	0	0	0	0	0	0	2



DARE
OGUNBOWALE



33
RUNNING BACK

Ht: 5-11

DOB: 5/4/1994

Texans Season: 1

Acquired: FA-'22

Wt: 205

College: Wisconsin

NFL Season: 4

TRANSACTIONS: Signed with the Houston Texans as a college free agent on May 16, 2017...Released by the Texans on Sept. 2, 2017...Signed to the Texans practice squad on Sept. 3, 2017...Released from the Texans practice squad on Oct. 6, 2017...Signed to the Tampa Bay Buccaneers practice squad on Nov. 29, 2017...Released from the Buccaneers practice squad on Dec. 6, 2017...Signed to the Washington Commanders practice squad on Dec. 12, 2017...Elevated to the Commanders active roster on Dec. 22, 2017...Released by the Commanders on March 6, 2018...Signed by the Buccaneers on Aug. 2, 2018...Released by the Buccaneers on Sept. 1, 2018...Signed to the Buccaneers practice squad on Sept. 2, 2018...Released from the Buccaneers practice squad on Oct. 16, 2018...Signed to the Buccaneers practice squad on Oct. 30, 2018...Elevated to the Buccaneers active roster on Nov. 13, 2018...Released by the Buccaneers on Nov. 30, 2018...Signed to the Buccaneers practice squad on Dec. 4, 2018...Signed with the Buccaneers on Dec. 31, 2018...Released by the Buccaneers on Sept. 4, 2020...Signed by the Jacksonville Jaguars on Sept. 10, 2020...Signed an extension with the Jaguars on April 19, 2021...Signed with the Texans on March 23, 2022.

2021 (Jacksonville 17/2):

- ✦ Handled a career-high 43 carries and rushed for 137 yards (3.2 avg.) and one touchdown, also catching 13 passes for 114 yards (8.8 avg.) and a score
- ✦ Logged a career-high 17 carries and tallied 57 rushing yards (3.4 avg.) and one touchdown as well as two receptions for 15 yards at the N.Y. Jets (12/26)
- ✦ Made his first start of the season and rushed nine times for 36 yards (4.0 avg.) and caught two passes for 32 yards and his first career receiving touchdown at New England (1/2/22)
- ✦ Started at Indianapolis (1/9/22) and rushed 11 times for 30 yards (2.7 avg.) and notched three receptions for 25 yards (8.3 avg.)

2020 (Jacksonville 14/2):

- ✦ Totaled a career-high 145 rushing yards on 32 carries (4.5 avg.) and caught 10 passes for 54 yards (5.4 avg.)
- ✦ Logged his first carry of the season at Minnesota (12/6), rushing twice for seven yards (3.5 avg.)
- ✦ Made his first start of the season and rushed 14 times for a career-high 71 yards (5.1 avg.) and tallied three receptions for seven yards (2.3 avg.) vs. Chicago (12/27)
- ✦ Rushed 14 times for 50 yards (3.6 avg.) and tallied a season-high four receptions for 22 yards (5.5 avg.) at

Indianapolis (1/3/21)

2019 (Tampa Bay 16/0):

- ✦ Played in all 16 games for the first time in his career and posted his first career rushing attempts and receptions, totaling 11 carries for 17 yards and two touchdowns and 35 receptions for 286 yards
- ✦ Served as the team's special teams captain

2018 (Tampa Bay 2/0):

- ✦ Spent time on the Buccaneers practice squad before appearing in two games, making his season debut at the N.Y. Giants (11/18)

2017 (Washington 2/0):

- ✦ Added depth on the Washington practice squad before making his NFL debut vs. Denver (12/24)
- ✦ Appeared in the season finale at the N.Y. Giants (12/31)

COLLEGE:

- ✦ Played four seasons (2013-16) at the University of Wisconsin in Madison, Wis.
- ✦ Lettered for the fourth consecutive year after appearing in all 14 games as a senior (2016), rushing 91 times for 506 yards and five touchdowns and catching 24 passes for 208 yards and a score
- ✦ Played in all 13 games with 10 starts as a junior (2015) and was the team's leading rusher with 194 carries for 819 yards and seven touchdowns, also catching 36 passes for 299 yards and a score
- ✦ Appeared in all 14 games as a sophomore (2014) and switched from cornerback to running back
- ✦ Played in eight games on special teams as a redshirt freshman (2013)

PERSONAL:

- ✦ Attended Marquette University High School in Milwaukee, where he was a team captain and was named all-conference at defensive back as a senior after recording 38 tackles, two interceptions, two forced fumbles and two fumble recoveries
- ✦ Also lettered in basketball and track
- ✦ Was a two-time basketball defensive player of the year
- ✦ Sister, Arike, was a three-time Wisconsin state player of the year in girls' basketball and a McDonald's All-American in high school who went on to play basketball at Notre

PLAYER BIOS



Dame Cousin, Diamond Stone, was named Wisconsin state player of the year in boys' basketball and played at

Maryland in 2015-16 before being selected in the 2016 NBA Draft

Running Back Career Statistics

DATE	TEAM	GP	GS	RUSHING					RECEIVING				
				NO.	YDS.	AVG.	LG	TD	NO.	YDS.	AVG.	LG	TD
2017	Texans	0	0	0	0	0.0	0	0	0	0	0.0	0	0
2017	Redskins	2	0	0	0	0.0	0	0	0	0	0.0	0	0
2017	TOTAL	2	0	0	0	0.0	0	0	0	0	0.0	0	0
2018	Buccaneers	2	0	0	0	0.0	0	0	0	0	0.0	0	0
2019	Buccaneers	16	0	11	17	1.5	12	2	35	286	8.2	21	0
2020	Jaguars	14	2	32	145	4.5	25	0	10	54	5.4	12	0
2021	Jaguars	17	2	43	137	3.2	12	1	13	114	8.8	28t	1
NFL TOTALS		51	4	86	299	3.5	25	3	58	454	7.8	28T	1

Special Teams Career Statistics

DATE	TEAM	KICKOFF RETURNS					PUNT RETURNS					
		RET.	YDS.	AVG.	LG	TD	NO.	FC	YDS.	AVG.	LG	TD
2017	Texans	0	0	0.0	0	0	0	0	0	0.0	0	0
2017	Redskins	0	0	0.0	0	0	0	0	0	0.0	0	0
2017	TOTAL	0	0	0.0	0	0	0	0	0	0.0	0	0
2018	Buccaneers	7	137	19.6	25	0	0	0	0	0.0	0	0
2019	Buccaneers	12	223	18.6	26	0	0	0	0	0.0	0	0
2020	Jaguars	0	6	0.0	6	0	0	0	0	0.0	0	0
2021	Jaguars	0	0	0.0	0	0	0	0	0	0.0	0	0
NFL TOTALS		19	366	19.3	26	0	0	0	0	0.0	0	0

Notable Career Highlights

Rush Attempts 17 at New York Jets, Dec 26, 2021
Rushing Yards 71 vs. Chicago Bears, Dec 27, 2020
Rushing Average 5.1 vs. Chicago Bears, Dec 27, 2020
Longest Runs 25 vs. Chicago Bears, Dec 27, 2020
Rushing TDs 1 at New York Jets, Dec 26, 2021
 ...2 more at 1.
Receptions 5 vs. Indianapolis Colts, Dec 08, 2019
Receiving Yards 48 vs. Indianapolis Colts, Dec 08, 2019
Receiving Average 11.3 vs. Houston Texans, Dec 21, 2019
Longest Receptions 28t at New England Patriots, Jan 02, 2022

Receiving TDs 1 at New England Patriots, Jan 02, 2022
All-Purpose Yards 137 at New York Giants, Nov 18, 2018
Kickoff Returns 7 at New York Giants, Nov 18, 2018
Kickoff Return Yards 137 at New York Giants, Nov 18, 2018
Longest Kickoff Return 26 vs. Indianapolis Colts, Dec 08, 2019
Kickoff Return Average 20.3 vs. Atlanta Falcons, Dec 29, 2019
Special Teams Tackles 2 at Tennessee Titans, Dec 12, 2021
 ...4 more at 2.
Most TDs 1 at New England Patriots, Jan 02, 2022
 ...3 more at 1.
Miscellaneous Tackles 1 vs. Pittsburgh Steelers, Nov 22, 2020
 ...1 more at 1.

PLAYER BIOS



2021 Season Statistics

W	DATE	OPPONENT	P/S	RUSHING					RECEIVING					W/L	SCORE
				NO.	YDS.	AVG.	LG	TD	NO.	YDS.	AVG.	LG	TD		
01	09/12	at Texans	P	0	0	0.0	0	0	0	0	0.0	0	0	L	21-37
02	09/19	Broncos	P	0	0	0.0	0	0	0	0.0	0	0	L	13-23	
03	09/26	Cardinals	P	0	0	0.0	0	0	0	0.0	0	0	L	19-31	
04	09/30	at Bengals	P	2	3	1.5	2	0	0	0.0	0	0	L	21-24	
05	10/10	Titans	P	0	0	0.0	0	0	1	19	19.0	19	L	19-37	
06	10/17	Dolphins	P	0	0	0.0	0	0	0	0	0.0	0	W	23-20	
08	10/31	at Seahawks	P	2	9	4.5	5	0	1	9	9.0	9	L	7-31	
09	11/07	Bills	P	1	1	1.0	1	0	1	4	4.0	4	W	9-6	
10	11/14	at Colts	P	0	0	0.0	0	0	0	0	0.0	0	L	17-23	
11	11/21	49ers	P	0	0	0.0	0	0	0	0	0.0	0	L	10-30	
12	11/28	Falcons	P	0	0	0.0	0	0	0	0	0.0	0	L	14-21	
13	12/05	at Rams	P	0	0	0.0	0	0	0	0	0.0	0	L	7-37	
14	12/12	at Titans	P	0	0	0.0	0	0	2	5	2.5	3	L	0-20	
15	12/19	Texans	P	1	1	1.0	1	0	1	5	5.0	5	L	16-30	
16	12/26	at Jets	P	17	57	3.4	9	1	2	15	7.5	9	L	21-26	
17	01/02	at Patriots	S	9	36	4.0	5	0	2	32	16.0	28	L	10-50	
18	01/09	Colts	S	11	30	2.7	12	0	3	25	8.3	11	W	26-11	
2021 TOTALS			17-2	43	137	3.2	12	1	13	114	8.8	28	1	3-14	



OGBONNIA
OKORONKWO



44

DEFENSIVE LINEMAN

Ht: 6-2

DOB: 4/24/1995

Texans Season: 1

Acquired: UFA-'22 (LAR)

Wt: 253

College: Oklahoma

NFL Season: 5

TRANSACTIONS: Selected by the Los Angeles Rams in the fifth round (160th overall) of the 2018 NFL Draft...Placed on the Physically Unable to Perform List (foot) on Sept. 1, 2018...Activated from the Physically Unable to Perform List on Nov. 5, 2018...Placed on the Reserve/COVID-19 List on Dec. 16, 2021...Activated from the Reserve/COVID-19 List on Dec. 22, 2021...Signed with the Houston Texans as an unrestricted free agent on March 23, 2022.

2021 (L.A. Rams 13/0, 4/0):

- Registered career highs in games played (13), tackles (15 total, nine solo), sacks (2.0), quarterback hits (six), tackles for loss (three) and forced fumbles (two)
- Logged a strip-sack on Daniel Jones for his first career forced fumble at the N.Y. Giants (10/17)
- Posted three tackles (one solo), half a sack and one quarterback hit at Houston (10/31)
- Forced a fumble from Mercedes Lewis for his second career forced fumble at Green Bay (11/28)
- Contributed three tackles (two solo) in the postseason en route to his first Super Bowl championship, including one quarterback hit and one pass defensed in the Divisional Round at Tampa Bay (1/23/22)

2020 (L.A. Rams 10/0, 2/0):

- Appeared in 10 regular season contests and tallied 10 tackles (six solo), 1.0 sack, three quarterback hits, one tackle for loss and one pass defensed
- Posted a season-high three tackles (one solo) at Philadelphia (9/20)
- Recorded his first sack of the season vs. the N.Y. Giants (10/4), also notching two solo tackles, one quarterback hit, one tackle for loss and one pass defensed
- Played in his first career postseason contest in the Wild Card Round at Seattle (1/9/21) and posted one solo tackle and one quarterback hit
- Registered a quarterback hit in the Divisional Round at Green Bay (1/16/21)

2019 (L.A. Rams 10/0):

- Played in his first NFL game vs. San Francisco (10/13)
- Registered his first career tackle at Atlanta (10/20), finishing with two tackles (one solo) and one quarterback hit
- Posted two tackles (one solo), 1.5 sacks, two quarterback hits and one tackle for loss vs. Cincinnati (10/27)

2018 (L.A. Rams 0/0):

- Placed on the Physically Unable to Perform List to start the 2018 season due to foot surgery he had in the offseason

COLLEGE:

- Played four seasons (2014-17) at the University of Oklahoma in Norman, Okla., where he recorded 21.0 career sacks to rank second in Oklahoma history by a linebacker and tied for seventh overall
- Named first-team All-American by Walter Camp and second-team All-American by AP, FWAA and Sporting News, a semifinalist for the Bednarik Award, co-Big 12 Defensive Player of the Year recognition and first-team All-Big 12 as a senior (2017)
- Ranked second in the Big 12 with 17.5 tackles for loss and third with 8.0 sacks as a senior
- Named second-team All-Big 12 as a junior (2016) and posted 9.0 sacks, tied for the most in Oklahoma single-season history by a linebacker
- Played in nine games as a sophomore (2015) and posted 2.0 sacks
- Appeared in 11 games as a freshman (2014) and totaled eight tackles and 2.0 sacks
- Redshirted his first season (2013) at Oklahoma

PERSONAL:

- Attended Alief Taylor High School in Houston
- Was rated as the No. 15 defensive end in the country by 247Sports

PLAYER BIOS



Justin Fields, RB, Cincinnati Bengals

DATE	TEAM	GP	GS	TACKLES								INTERCEPTIONS					FUMBLES				ST		MISC					
				TK	S	A	TFL	YDS	SK	YDS	QBH	NO	YDS	LG	TD	PD	FF	FR	TD	YDS	TK	S	A	FF	FR	S	A	
2018	Rams	0	0	0	0	0	0	0	0	0.0	0.0	0	0	0	0	0	0	0	0	0	0	0	0	0	0	0	0	0
2019	Rams	10	0	6	3	3	1	5	1.5	8.0	4	0	0	0	0	0	0	0	0	0	0	0	1	0	1	0	0	0
2020	Rams	10	0	10	6	4	1	7	1.0	7.0	3	0	0	0	0	1	0	0	0	0	0	2	2	0	0	0	0	0
2021	Rams	13	0	15	9	6	3	7	2.0	18.0	6	0	0	0	0	0	2	0	0	0	0	0	0	0	0	0	0	0
NFL TOTALS		33	0	31	18	13	5	19	4.5	33.0	13	0	0	0	0	1	2	0	0	0	0	3	2	1	0	0	0	0

Justin Fields, RB, Tampa Bay Buccaneers

DATE	TEAM	GP	GS	TACKLES								INTERCEPTIONS					FUMBLES				ST		MISC					
				TK	S	A	TFL	YDS	SK	YDS	QBH	NO	YDS	LG	TD	PD	FF	FR	TD	YDS	TK	S	A	FF	FR	S	A	
2018	Rams	0	0	0	0	0	0	0	0.0	0.0	0	0	0	0	0	0	0	0	0	0	0	0	0	0	0	0	0	0
2020	Rams	2	0	1	1	0	0	0	0.0	0.0	2	0	0	0	0	0	0	0	0	0	0	0	0	0	0	0	0	0
2021	Rams	4	0	3	2	1	0	0	0.0	0.0	1	0	0	0	0	1	0	0	0	0	0	2	2	0	0	0	0	0
NFL TOTALS		6	0	4	3	1	0	0	0.0	0.0	3	0	0	0	0	1	0	0	0	0	0	2	2	0	0	0	0	0

Justin Fields, RB, Cincinnati Bengals

- Total Tackles** 3 at Green Bay Packers, Nov 28, 2021
...2 more at 3.
- Solo Tackles** 2 at Green Bay Packers, Nov 28, 2021
...1 more at 2.
- Sacks** 1.5 vs. Cincinnati Bengals, Oct 27, 2019
- Passes Defensed** 1 vs. New York Giants, Oct 04, 2020
- Forced Fumbles** 1 at Green Bay Packers, Nov 28, 2021
...1 more at 1.
- Tackles For Loss** 1 vs. Jacksonville Jaguars, Dec 05, 2021
...4 more at 1.
- Special Teams Tackles** 1 vs. Arizona Cardinals, Jan 03, 2021
...2 more at 1.

Justin Fields, RB, Tampa Bay Buccaneers

- Total Tackles** 1 at Cincinnati Bengals, Feb 13, 2022
...3 more at 1.
- Solo Tackles** 1 at Cincinnati Bengals, Feb 13, 2022
...2 more at 1.
- Passes Defensed** 1 at Tampa Bay Buccaneers, Jan 23, 2022
- Special Teams Tackles** 1 vs. San Francisco 49ers, Jan 30, 2022
...1 more at 1.

Justin Fields, RB, Tampa Bay Buccaneers

W	DATE	OPPONENT	P/S	TACKLES								INTERCEPTIONS					FUMBLES				ST		MISC		W/L	SCORE				
				TK	S	A	SK	YDS	TFL	YDS	QBH	NO	YDS	LG	TD	PD	FF	FR	TD	YDS	TK	S	A	FF			FR	S	A	
01	09/12	Bears		NOT ON ROSTER																							W	34-14		
02	09/19	at Colts		NON-FOOTBALL INJURY																							W	27-24		
03	09/26	Buccaneers		NON-FOOTBALL INJURY																							W	34-24		
04	10/03	Cardinals	P	1	1	0	0.0	0.0	1	3	0	0	0	0	0	0	0	0	0	0	0	0	0	0	0	0	0	0	L	20-37
05	10/07	at Seahawks	P	1	1	0	0.0	0.0	0	0	0	0	0	0	0	0	0	0	0	0	0	0	0	0	0	0	0	0	W	26-17
06	10/17	at Giants	P	1	1	0	1.0	14.0	0	0	1	0	0	0	0	0	1	0	0	0	0	0	0	0	0	0	0	0	W	38-11
07	10/24	Lions	P	1	1	0	0.0	0.0	0	0	0	0	0	0	0	0	0	0	0	0	0	0	0	0	0	0	0	0	W	28-19
08	10/31	at Texans	P	3	1	2	0.5	1.5	0	0	1	0	0	0	0	0	0	0	0	0	0	0	0	0	0	0	0	0	W	38-22
09	11/07	Titans	P	2	1	1	0.5	2.5	1	3	2	0	0	0	0	0	0	0	0	0	0	0	0	0	0	0	0	L	16-28	
10	11/15	at 49ers	P	2	0	2	0.0	0.0	0	0	0	0	0	0	0	0	0	0	0	0	0	0	0	0	0	0	0	L	10-31	
12	11/28	at Packers	P	3	2	1	0.0	0.0	0	0	1	0	0	0	0	0	1	0	0	0	0	0	0	0	0	0	0	L	28-36	
13	12/05	Jaguars	P	1	1	0	0.0	0.0	1	1	0	0	0	0	0	0	0	0	0	0	0	0	0	0	0	0	0	W	37-7	
14	12/13	at Cardinals	P	0	0	0	0.0	0.0	0	0	1	0	0	0	0	0	0	0	0	0	0	0	0	0	0	0	0	W	30-23	
15	12/21	Seahawks		DID NOT PLAY																							W	20-10		
16	12/26	at Vikings	P	0	0	0	0.0	0.0	0	0	0	0	0	0	0	0	0	0	0	0	0	0	0	0	0	0	0	W	30-23	
17	01/02	at Ravens	P	0	0	0	0.0	0.0	0	0	0	0	0	0	0	0	0	0	0	0	0	0	0	0	0	0	0	W	20-19	
18	01/09	49ers	P	0	0	0	0.0	0.0	0	0	0	0	0	0	0	0	0	0	0	0	0	0	0	0	0	0	L	24-27+		
2021 TOTALS		13-0		15	9	6	2.0	18.0	3	7	6	0	0	0	0	0	2	0	0	0	0	0	0	0	0	0	0	12-5		

+ - Overtime

PLAYER BIOS



2021 Season Statistics

W	DATE	OPPONENT	P/S	TACKLES						INTERCEPTIONS					FUMBLES			ST		MISC		W/L	SCORE							
				TK	S	A	SK	YDS	TFL	YDS	QBH	NO	YDS	LG	TD	PD	FF	FR	TD	YDS	TK			S	A	FF	FR	S	A	
01	01/17	Cardinals	P	0	0	0	0.0	0.0	0	0	0	0	0	0	0	0	0	0	0	0	0	0	0	0	0	0	0	0	W	34-11
02	01/23	at Buccaneers	P	1	1	0	0.0	0.0	0	0	1	0	0	0	0	1	0	0	0	0	0	1	1	0	0	0	0	0	W	30-27
03	01/30	49ers	P	1	0	1	0.0	0.0	0	0	0	0	0	0	0	0	0	0	0	0	0	1	1	0	0	0	0	0	W	20-17
04	02/13	at Bengals	P	1	1	0	0.0	0.0	0	0	0	0	0	0	0	0	0	0	0	0	0	0	0	0	0	0	0	W	23-20	
2021 TOTALS			4-0	3	2	1	0.0	0.0	0	0	1	0	0	0	0	1	0	0	0	0	2	2	0	0	0	0	0	4-0		



JONATHAN
OWENS

36
DEFENSIVE BACK



Ht: 5-11 Wt: 210
 DOB: 7/22/1995 College: Missouri Western
 Texans Season: 3 NFL Season: 4
 Acquired: FA-'19

TRANSACTIONS: Signed by the Arizona Cardinals as a college free agent on April 30, 2018...Waived by the Cardinals on Aug. 31, 2019...Signed to the Houston Texans practice squad on Sept. 30, 2019...Signed to the Texans active roster on Nov. 21, 2019...Waived by the Texans on Nov. 23, 2019...Signed to the Texans practice squad on Nov. 26, 2019...Signed by the Texans on Jan. 13, 2020...Waived by the Texans on Sept. 5, 2020...Signed to the Texans practice squad on Sept. 7, 2020...Elevated to the Texans active roster on Oct. 10, 2020 and reverted back to the practice squad on Oct. 11, 2020...Elevated to the Texans active roster on Oct. 17, 2020 and reverted back to the practice squad on Oct. 18, 2020...Signed to the Texans active roster on Dec. 12, 2020...Released by the Texans on Aug. 31, 2021...Signed to the Texans practice squad on Sept. 1, 2021...Elevated to the Texans active roster on Nov. 6, 2021...Reverted back to the Texans practice squad on Nov. 8, 2021...Elevated to the Texans active roster on Nov. 27, 2021...Reverted back to the Texans practice squad on Nov. 29, 2021...Signed to the Texans active roster on Dec. 4, 2021...Placed on the Reserve/Injured List on Jan. 3, 2022.

2021 (Houston 7/2):

- ✦ Posted career highs in games played (seven), starts (two), defensive tackles (16 total, eight solo), interceptions (one), passes defended (one), fumble recoveries (one) and special teams tackles (two solo)
- ✦ Appeared in his first game of the season at Miami (11/7), playing on defense and special teams
- ✦ Made the first special teams tackle of his NFL career vs. the N.Y. Jets (11/28)
- ✦ Recorded three tackles (two solo), including the first defensive tackle of his NFL career vs. Indianapolis (12/5)
- ✦ Made his first career start and tallied a career-high eight tackles (four solo), tied for fourth-most on the team at Jacksonville (12/19)
- ✦ Finished with four tackles (one solo), one interception, a pass defended and a fumble recovery vs. the L.A. Chargers (12/26). Intercepted QB Justin Herbert for a five-yard

return, marking his first career interception. Recovered a fumble forced by DL DeMarcus Walker from RB Justin Jackson and returned it for six yards, marking his first career fumble recovery

2020 (Houston 6/0):

- ✦ Signed to the Texans practice squad prior to Week 1
- ✦ Elevated to the active roster prior to Week 5 and saw his first game action of the season on special teams vs. Jacksonville (10/11)

2019 (Houston 1/0, 0/0):

- ✦ Spent the preseason with the Cardinals before being waived and signed to the Texans practice squad prior to Week 5
- ✦ Spent Weeks 5-11 on the Texans practice squad
- ✦ Promoted to the active roster and made his NFL debut vs. Indianapolis (11/21)

2018 (Arizona 0/0):

- ✦ Spent the entire season on the Reserve/Injured List

COLLEGE:

- ✦ Played four seasons (2014-17) at Missouri Western State University in St. Louis and appeared in 43 games with the Giffons, totaling 254 tackles (155 solo), 5.5 tackles for loss, 2.5 sacks, four forced fumbles, two fumble recoveries, seven interceptions and 16 passes defended
- ✦ Earned second team All-MIAA as a senior in 2017 as well as MWSU Male Athlete of the Year

PERSONAL:

- ✦ Attended Christian Brothers College High School in St. Louis where he played linebacker
- ✦ Earned all-conference and all-district honors as well as the CBC Linebacker of the Year award as a senior
- ✦ Fiancé of seven-time Olympic medalist gymnast Simone Biles

PLAYER BIOS



ej i \oc\i ;j r `i nBj ag;m bpg\mn` \nj i ; `a`i ndq` ;no\odhod`n

DATE	TEAM	GP	GS	TACKLES							INTERCEPTIONS					FUMBLES				ST		MISC					
				TK	S	A	TFL	YDS	SK	YDS	QBH	NO	YDS	LG	TD	PD	FF	FR	TD	YDS	TK	S	A	FF	FR	S	A
2019	Texans	1	0	0	0	0	0	0	0	0.0	0.0	0	0	0	0	0	0	0	0	0	0	0	0	0	0	0	0
2020	Texans	6	0	0	0	0	0	0	0	0.0	0.0	0	0	0	0	0	0	0	0	0	0	0	0	0	0	0	
2021	Texans	7	2	16	8	8	0	0	0.0	0.0	0	1	7	7	0	1	0	1	0	6	2	2	0	0	0	0	
NFL TOTALS		14	2	16	8	8	0	0	0.0	0.0	0	1	7	7	0	1	0	1	0	6	2	2	0	0	0	0	

ej i \oc\i ;j r `i nBj ag;kj non` \nj i ; `a`i ndq` ;no\odhod`n

DATE	TEAM	GP	GS	TACKLES							INTERCEPTIONS					FUMBLES				ST		MISC				
				TK	S	A	TFL	YDS	SK	YDS	QBH	NO	YDS	LG	TD	PD	FF	FR	TD	YDS	TK	S	A	FF	FR	S
2019	Texans	0	0	0	0	0	0	0	0	0.0	0.0	0	0	0	0	0	0	0	0	0	0	0	0	0	0	0
NFL TOTALS		0	0	0	0	0	0	0	0	0.0	0.0	0	0	0	0	0	0	0	0	0	0	0	0	0	0	0

nd bg` Hb\h` ;c\odcnly `a`i ndq`

Total Tackles	8 at Jacksonville Jaguars, Dec 19, 2021	Interceptions	1 vs. Los Angeles Chargers, Dec 26, 2021
Solo Tackles	4 at Jacksonville Jaguars, Dec 19, 2021	Interception Return Yards	7 vs. Los Angeles Chargers, Dec 26, 2021
Passes Defensed	1 vs. Los Angeles Chargers, Dec 26, 2021	Special Teams Tackles	1 vs. Seattle Seahawks, Dec 12, 2021
Fumble Recoveries	1 vs. Los Angeles Chargers, Dec 26, 2021		...1 more at 1.
		Longest Opponent's Fumble Return	6 vs. Los Angeles Chargers, Dec 26, 2021

MKM;b\h` H t Hb\h` ;m bpg\mth` \nj i ;no\odhod`n;D` s\i nD

W	DATE	OPPONENT	P/S	TACKLES							INTERCEPTIONS					FUMBLES				ST		MISC		W/L	SCORE		
				TK	S	A	SK	YDS	TFL	YDS	QBH	NO	YDS	LG	TD	PD	FF	FR	TD	YDS	TK	S	A			FF	FR
01	09/12	Jaguars																								W	37-21
02	09/19	at Browns																								L	21-31
03	09/23	Panthers																								L	9-24
04	10/03	at Bills																								L	0-40
05	10/10	Patriots																								L	22-25
06	10/17	at Colts																								L	3-31
07	10/24	at Cardinals																								L	5-31
08	10/31	Rams																								L	22-38
09	11/07	at Dolphins	P	0	0	0	0.0	0.0	0	0	0	0	0	0	0	0	0	0	0	0	0	0	0	0	0	L	9-17
11	11/21	at Titans																								W	22-13
12	11/28	Jets																								L	14-21
13	12/05	Colts	P	3	2	1	0.0	0.0	0	0	0	0	0	0	0	0	0	0	0	0	0	0	0	0	L	0-31	
14	12/12	Seahawks	P	1	1	0	0.0	0.0	0	0	0	0	0	0	0	0	0	0	0	0	1	1	0	0	0	L	13-33
15	12/19	at Jaguars	S	8	4	4	0.0	0.0	0	0	0	0	0	0	0	0	0	0	0	0	0	0	0	0	W	30-16	
16	12/26	Chargers	S	4	1	3	0.0	0.0	0	0	0	1	7	7	0	1	0	1	0	6	0	0	0	0	0	W	41-29
17	01/02	at 49ers																							L	7-23	
18	01/09	Titans																							L	25-28	
2021 TOTALS		5-2		16	8	8	0.0	0.0	0	0	0	1	7	7	0	1	0	1	0	6	1	1	0	0	0	4-13	



DAMEON
PIERCE

31
RUNNING BACK



Ht: 5-10 Wt: 218
 DOB: 2/19/2000 College: Florida
 Texans Season: R NFL Season: R
 Acquired: 04-'22

TRANSACTIONS: Selected by the Houston Texans in the fourth round (107th overall) of the 2022 NFL Draft.

COLLEGE:

- ✦ Played four seasons (2018-21) at the University of Florida in Gainesville, Fla., where he played in 50 games and amassed 1,806 yards and 23 touchdowns on 329 carries (5.49 avg.) and 422 yards and five touchdowns on 45 receptions (9.38 avg.)

2021 (Florida):

- ✦ Saw action in all 13 games and finished his senior campaign with 574 rushing yards and 13 touchdowns on 100 carries (5.74 avg.) while catching 19 passes for 216 yards (11.37 avg.) and three scores
- ✦ Carried the ball seven times for 24 yards while tying his career high with two rushing touchdowns vs. Alabama (9/18)
- ✦ Finished with five carries for 24 yards and two rushing touchdowns while catching four passes for 55 yards and one receiving touchdown at LSU (10/16)
- ✦ Found the end zone three times vs. Samford (11/13), rushing seven times for 78 yards and two touchdowns with three receptions for 48 yards and one receiving touchdown
- ✦ Rushed 13 times for 57 yards and one touchdown in the Gasparilla Bowl vs. UCF (12/23)

2020 (Florida):

- ✦ Played in all 12 games (10 starts) and led the team in rushing with 503 yards and four touchdowns, also catching 17 passes for 156 yards and one touchdown
- ✦ Went for 51 yards and a touchdown on nine carries vs. South Carolina (10/3)
- ✦ Started and carried the ball 15 times for 52 yards and a touchdown and had two catches for 41 yards at Georgia (11/7)
- ✦ Ran for a touchdown in the SEC Championship vs. Alabama (12/19)
- ✦ Had 11 rushes for 60 yards with two catches totaling 20 yards in the Cotton Bowl vs. Oklahoma (12/30)

2019 (Florida):

- ✦ Played in 12 games and totaled 54 carries for 305 rushing yards (5.65 avg.) and four touchdowns, also catching four passes for 30 yards
- ✦ Finished second on the team in rushing yards and rushing touchdowns on the season
- ✦ Tallied six tackles on special teams
- ✦ Scored a touchdown on 11 carries for 39 yards vs. Tennessee (9/21)
- ✦ Rushed for 84 yards and a touchdown on six carries vs. Towson (9/28)
- ✦ Matched a career-high performance with 87 rushing yards and a touchdown, including a career-long rush of 75 yards, on seven carries at South Carolina (10/19)
- ✦ Rushed for 34 yards on six carries in the Orange Bowl vs. Virginia (12/30)

2018 (Florida):

- ✦ Played all 13 games as a reserve running back and a key member of Florida's special teams unit, totaling 69 carries for 424 rushing yards (6.14 avg.) and two touchdowns while catching five passes out of the backfield for 20 yards and one score. Also notched four tackles on special teams
- ✦ Carried the ball nine times for 75 yards in his collegiate debut vs. Charleston Southern (9/1)
- ✦ Tallied a season-high 87 rushing yards vs. Colorado State (9/15), including a 68-yard touchdown run in the fourth quarter of the game
- ✦ Recorded seven carries for 63 yards at Tennessee (9/22), including a 48-yard score to ice the game in the fourth quarter and garnered SEC Freshman of the Week honors

PERSONAL:

- ✦ Attended Bainbridge (Ga.) High School where he was a four-year starter who amassed 6,779 yards on the ground with 92 career touchdowns, including two receiving scores. Finished with the 10th-most rushing yards in Georgia high school history
- ✦ Led his team to an 8-4 record and a berth in the 5A State Playoffs as a senior, rushing for 2,123 yards on 227 carries (9.35 avg.), averaging 193.0 yards per game while scoring 32 rushing touchdowns in addition to four receptions for 124 yards and a touchdown
- ✦ Named a 2016 and 2017 Class 5A All-State selection



KEVIN PIERRE-LOUIS



57
LINEBACKER

Ht: 6-0
DOB: 10/7/1991
Acquired: UFA-'21 (WAS)

Wt: 231
College: Boston College
Texans Season: 2 **NFL Season:** 9

TRANSACTIONS: Selected by the Seattle Seahawks with the 32nd pick of the fourth round (132nd overall) of the 2014 NFL Draft...Traded to the Kansas City Chiefs on July 28, 2017...Signed by the New York Jets as an unrestricted free agent on March 23, 2018...Signed by the Chicago Bears as an unrestricted free agent on May 8, 2019...Signed by the Washington Commanders as an unrestricted free agent on March 28, 2020...Signed by the Houston Texans as an unrestricted free agent on March 24, 2021...Placed on the Reserve/Injured List on Sept. 16, 2021...Activated from the Reserve/Injured List on Oct. 23, 2021...Placed on the Reserve/COVID-19 List on Dec. 31, 2021...Activated from the Reserve/COVID-19 List on Jan. 6, 2022.

2021 (Houston 9/1):

- ✦ Played in nine games (one start) in his first year as a Texan and made two defensive tackles (one solo) in addition to eight special teams tackles (seven solo) and one fumble recovery
- ✦ Made his Texans debut at Arizona (10/24) after being activated from the Reserve/Injured List, logging a special teams tackle
- ✦ Led the team with two special teams tackles at Miami (11/7), also recording one fumble recovery on special teams
- ✦ Made his first start of the season and posted two tackles (one solo), including his first defensive tackle as a Texan, in addition to one special teams tackle vs. Indianapolis (12/5)

2020 (Washington 13/11, 1/0):

- ✦ Played in 13 games and set single-season career highs in starts (11), total tackles (56) and tackles for loss (three). Also added 1.0 sack, two passes defended, three quarterback hits and a forced fumble
- ✦ Contributed a career-high 16 total tackles (10 solo) and logged a forced fumble in Week 2 at Arizona (9/20)
- ✦ Totaled six tackles (four solo) and one tackle for loss in Week 11 vs. Cincinnati (11/22)
- ✦ Notched tackles for loss in consecutive games in Weeks 13 and 14

2019 (Chicago 14/3):

- ✦ Appeared in 14 games (three starts), recording 32 tackles (22 solo), one interception, three passes defended, two tackles for loss, two quarterback hits and five special teams tackles

- ✦ Tallied two passes defended, one quarterback hit and a tackle for loss in Week 14 vs. Dallas (12/5)
- ✦ Produced a season-high 12 total tackles (seven solo) and one tackle for loss in Week 16 vs. Kansas City (12/22)
- ✦ Intercepted Vikings QB Sean Mannion and contributed six total tackles (two solo) in Week 17 at Minnesota (12/29)

2018 (N.Y. Jets 9/0):

- ✦ Saw action in nine games for the Jets, logging six solo tackles, 1.0 sack, two quarterback hits, one tackle for loss and one forced fumble
- ✦ Blocked a punt in the second quarter of Week 13 vs. Tennessee (12/2) to set up a field goal
- ✦ Strip-sacked Bills QB Josh Allen in the first quarter of Week 14 at Buffalo (12/9)

2017 (Kansas City 14/0, 1/0):

- ✦ Played in 14 games and amassed 35 total tackles (10 solo), two passes defended, one quarterback hit, one tackle for loss and six special teams tackles
- ✦ Totaled a season-high seven tackles (six solo), adding one tackle for loss in Week 9 at Dallas (11/5)
- ✦ Logged seven total tackles (four solo) and a quarterback hit in Week 13 at the N.Y. Jets (12/3)

2016 (Seattle 13/0, 2/0):

- ✦ Appeared in 13 games, primarily on special teams, and accumulated seven total tackles (three solo) and five special teams tackles
- ✦ Contributed a season-high three solo tackles in Week 12 at Tampa Bay (11/27)

2015 (Seattle 14/1, 1/0):

- ✦ Logged 12 total tackles (three solo), one pass defended, one quarterback hit and six special teams tackles in 14 games (one start) for the Seahawks
- ✦ Earned his first career start and produced a season-high 11 total tackles (11 solo) and one pass defended in Week 6 vs. Carolina (10/18)

2014 (Seattle 7/0, 0/0):

- ✦ Played in seven games and notched 10 total tackles (seven solo), one tackle for loss, one fumble recovery and three special teams tackles in his rookie season
- ✦ Recovered a fumble in his second career game in Week 6 vs. Dallas (10/12)
- ✦ Tallied three total tackles (two solo) and one tackle for

PLAYER BIOS



loss in Week 8 at Carolina (10/26)

COLLEGE:

- Played four seasons (2010-13) at Boston College in Chestnut Hill, Mass.
- Started in all 44 games and collected 360 total tackles (214 solo), which was good for the eighth-most in school history. Also contributed 8.0 sacks, 23.0 tackles for loss, 12 passes defended, two fumble recoveries, one interception and one forced fumble
- Earned All-ACC first-team honors as a senior (2013) after notching 108 total tackles (67 solo), 10.5 tackles for loss and 6.0 sacks
- Garnered All-ACC honorable mention honors in his junior

year (2012) when he finished the season ranked fourth on the team with 85 total tackles (51 solo)

- Started in nine games as a sophomore (2011) and logged 74 total tackles (37 solo)
- Named to the Rivals.com Freshman All-America team after starting all 13 games and logging the second-most total tackles on the team with 93

PERSONAL:

- Attended King Low Heywood Thomas in Stamford, Conn.
- Selected as the 2009-10 Gatorade Connecticut Football Player of the Year when he contributed 159 tackles as a linebacker along with 914 rushing yards and 13 rushing touchdowns as a fullback
- Also played for the school's basketball and lacrosse teams

f`qd ;kd mm Hg pdhBi ag:m bpg\mn` \nj i ; `a`i ndq ;no\odhod`n

DATE	TEAM	GP	GS	TACKLES							INTERCEPTIONS					FUMBLES				ST				MISC			
				TK	S	A	TFL	YDS	SK	YDS	QBH	NO	YDS	LG	TD	PD	FF	FR	TD	YDS	TK	S	A	FF	FR	S	A
2014	Seahawks	7	0	10	7	3	1	1	0.0	0.0	0	0	0	0	0	0	0	0	0	0	3	3	0	0	1	0	0
2015	Seahawks	14	1	12	3	9	0	0	0.0	0.0	1	0	0	0	0	1	0	0	0	0	6	5	1	0	0	0	0
2016	Seahawks	13	0	7	3	4	0	0	0.0	0.0	0	0	0	0	0	0	0	0	0	0	5	4	1	0	0	0	0
2017	Chiefs	13	0	35	25	10	1	4	0.0	0.0	1	0	0	0	0	2	0	0	0	0	6	6	0	0	0	0	0
2018	Jets	9	0	4	4	0	1	1	1.0	0.0	2	0	0	0	0	0	1	0	0	0	3	2	1	0	0	0	0
2019	Bears	14	3	32	22	10	2	4	0.0	0.0	2	1	2	2	0	3	0	0	0	0	5	5	0	0	0	0	0
2020	Football Team	13	11	56	36	20	3	16	1.0	9.0	2	0	0	0	0	2	1	0	0	0	0	0	0	0	0	0	0
2021	Texans	9	1	2	1	1	0	0	0.0	0.0	0	0	0	0	0	0	0	0	0	0	8	7	1	0	1	0	0
NFL TOTALS		92	16	158	101	57	8	26	2.0	9.0	8	1	2	2	0	8	2	0	0	0	36	32	4	0	2	0	0

f`qd ;kd mm Hg pdhBi ag:kj non` \nj i ; `a`i ndq ;no\odhod`n

DATE	TEAM	GP	GS	TACKLES							INTERCEPTIONS					FUMBLES				ST				MISC				
				TK	S	A	TFL	YDS	SK	YDS	QBH	NO	YDS	LG	TD	PD	FF	FR	TD	YDS	TK	S	A	FF	FR	S	A	
2014	Seahawks	0	0	0	0	0	0	0	0.0	0.0	0	0	0	0	0	0	0	0	0	0	0	0	0	0	0	0	0	0
2015	Seahawks	1	0	0	0	0	0	0	0.0	0.0	0	0	0	0	0	0	0	0	0	0	0	0	0	0	0	0	0	0
2016	Seahawks	2	0	0	0	0	0	0	0.0	0.0	0	0	0	0	0	0	0	0	0	0	0	0	0	0	0	0	0	0
2017	Chiefs	1	0	5	3	2	0	0	0.0	0.0	0	0	0	0	0	1	0	0	0	0	1	1	0	0	0	0	0	0
2020	Football Team	1	0	0	0	0	0	0	0.0	0.0	0	0	0	0	0	0	0	0	0	0	1	0	1	0	0	0	0	0
NFL TOTALS		5	0	5	3	2	0	0	0.0	0.0	0	0	0	0	0	1	0	0	0	0	3	2	1	0	0	0	0	0

nd bg` Hb\h` ;c`d`cnU_ `a`i ndq`

- Total Tackles** 16 at Arizona Cardinals, Sep 20, 2020
- Solo Tackles** 10 at Arizona Cardinals, Sep 20, 2020
- Sacks** 1.0 at San Francisco 49ers, Dec 13, 2020
...1 more at 1.0.
- Passes Defended** 2 vs. Dallas Cowboys, Dec 05, 2019
- Forced Fumbles** 1 at Arizona Cardinals, Sep 20, 2020
...1 more at 1.

- Tackles For Loss** 1 at San Francisco 49ers, Dec 13, 2020
...7 more at 1.
- Interceptions** 1 at Minnesota Vikings, Dec 29, 2019
- Interception Return Yards** 2 at Minnesota Vikings, Dec 29, 2019
- Special Teams Tackles** 2 vs. Indianapolis Colts, Dec 05, 2021
...3 more at 2.
- Special Teams Fumble Recoveries** 1 at Miami Dolphins, Nov 07, 2021
...1 more at 1.

nd bg` Hb\h` ;c`d`cn;Hkj non` \nj i U_ `a`i ndq`

- Total Tackles** 5 vs. Tennessee Titans, Jan 06, 2018
- Solo Tackles** 3 vs. Tennessee Titans, Jan 06, 2018

- Forced Fumbles** 1 vs. Tennessee Titans, Jan 06, 2018
- Special Teams Tackles** 1 vs. Tampa Bay Buccaneers, Jan 09, 2021
...2 more at 1.

PLAYER BIOS



MM;b\h`H t Hb\h`mi bpg\mth`nj i ;no\ohad`n;Q` s\i nD

W	DATE	OPPONENT	P/S	TACKLES					INTERCEPTIONS					FUMBLES			ST		MISC		W/L/T	SCORE														
				TK	S	A	SK	YDS	TFL	YDS	QBH	NO	YDS	LG	TD	PD	FF	FR	TD	YDS			TK	S	A	FF	FR	S	A							
01	09/12	Jaguars																									INACTIVE	W	37-21							
02	09/19	at Browns																									RESERVE/INJURED	L	21-31							
03	09/23	Panthers																									RESERVE/INJURED	L	9-24							
04	10/03	at Bills																									RESERVE/INJURED	L	0-40							
05	10/10	Patriots																									INJURED RESERVE - DESIGNATED FOR RETURN	L	22-25							
06	10/17	at Colts																									INJURED RESERVE - DESIGNATED FOR RETURN	L	3-31							
07	10/24	at Cardinals	P	0	0	0	0.0	0.0	0	0	0	0	0	0	0	0	0	0	0	0	0	0	0	0	0	0	0	1	1	0	0	0	0	0	L	5-31
08	10/31	Rams	P	0	0	0	0.0	0.0	0	0	0	0	0	0	0	0	0	0	0	0	0	0	0	0	0	0	0	1	1	0	0	0	0	0	L	22-38
09	11/07	at Dolphins	P	0	0	0	0.0	0.0	0	0	0	0	0	0	0	0	0	0	0	0	0	0	0	0	0	0	0	2	2	0	0	1	0	0	L	9-17
11	11/21	at Titans	P	0	0	0	0.0	0.0	0	0	0	0	0	0	0	0	0	0	0	0	0	0	0	0	0	0	0	1	1	0	0	0	0	0	W	22-13
12	11/28	Jets	P	0	0	0	0.0	0.0	0	0	0	0	0	0	0	0	0	0	0	0	0	0	0	0	0	0	0	0	0	0	0	0	0	0	L	14-21
13	12/05	Colts	S	2	1	1	0.0	0.0	0	0	0	0	0	0	0	0	0	0	0	0	0	0	0	0	0	0	0	2	1	1	0	0	0	0	L	0-31
14	12/12	Seahawks																										INACTIVE	L	13-33						
15	12/19	at Jaguars	P	0	0	0	0.0	0.0	0	0	0	0	0	0	0	0	0	0	0	0	0	0	0	0	0	0	0	1	1	0	0	0	0	0	W	30-16
16	12/26	Chargers	P	0	0	0	0.0	0.0	0	0	0	0	0	0	0	0	0	0	0	0	0	0	0	0	0	0	0	0	0	0	0	0	0	0	W	41-29
17	01/02	at 49ers																										RESERVE/COVID-19	L	7-23						
18	01/09	Titans	P	0	0	0	0.0	0.0	0	0	0	0	0	0	0	0	0	0	0	0	0	0	0	0	0	0	0	0	0	0	0	0	0	0	L	25-28
2021 TOTALS			9-1	2	1	1	0.0	0.0	0	0	0	0	0	0	0	0	0	0	0	0	0	0	0	0	0	0	8	7	1	0	1	0	0	4-13		



JALEN
PITRE

42
DEFENSIVE BACK



Ht: 5-11 Wt: 198
 DOB: 6/3/1999 College: Baylor
 Texans Season: R NFL Season: R
 Acquired: 02a-'22

TRANSACTIONS: Selected by the Houston Texans in the second round (37th overall) of the 2022 NFL Draft.

COLLEGE:

- ✦ Appeared in 52 games in five seasons (2017-21) at Baylor University in Waco, Texas, where he recorded 196 tackles (141 solo), 23 tackles for loss, 5.0 sacks, four interceptions, 14 passes defended and four forced fumbles

2021 (Baylor):

- ✦ Started all 14 games and totaled 76 tackles (57 solo), 18 tackles for loss, 3.0 sacks, two interceptions, three forced fumbles and three fumble recoveries
- ✦ Earned consensus first-team All-America honors (Associated Press, AFCA, The Athletic, ESPN, FWA, Walter Camp)
- ✦ Named Big 12 Defensive Player of the Year by the Associated Press and the league's coaches
- ✦ Selected to the All-Big 12 first team as a defensive back (Associated Press, coaches)
- ✦ Recognized as a 2021 Jim Thorpe Award finalist
- ✦ Recorded a season-high 10 tackles, one tackle for loss, 1.0 sack and one fumble recovery in a win vs. Texas (10/30)
- ✦ Helped Baylor to a Big 12 title with seven tackles, 2.0 tackles for loss and two pass breakups vs. Oklahoma State (12/4)
- ✦ Finished his Baylor career with five tackles, a tackle for loss and 1.0 sack to lead Baylor to a Sugar Bowl win vs. Ole Miss (1/1/22)

2020 (Baylor):

- ✦ Started all nine games and totaled a team-leading 60 tackles (41 solo), 13.0 tackles for loss, 2.5 sacks, two interceptions and one forced fumble
- ✦ Selected to the All-Big 12 first team as a safety by the Associated Press
- ✦ Tied his career high with seven tackles (four solo) to go along with 2.0 tackles for loss and one pass breakup in the win vs. Kansas (9/26)
- ✦ Set a new career high with 11 tackles (all solo) in addition to two tackles-for-loss and one forced fumble at West

Virginia (10/3)

- ✦ Recorded his first career interception and returned it for a 30-yard touchdown, to go along with five tackles and 1.5 tackles for loss at Iowa State (11/7)

2019 (Baylor):

- ✦ Appeared in only four games and earned a medical redshirt, finishing with 12 tackles (nine solo), 1.5 tackles for loss and 1.0 sack
- ✦ Finished with three tackles (two solo) and one half tackle for loss vs. Texas Tech (10/5)
- ✦ Tallied a season-high five tackles (four solo) and 1.0 sack at Kansas State (10/5)

2018 (Baylor):

- ✦ Appeared in all 13 games (one start) and recorded 11 tackles (six solo) and 2.0 tackles for loss
- ✦ Notched his first tackle for loss of the season vs. Kansas State (10/6)
- ✦ Made his first start of the season vs. Kansas (9/22) and collected two tackles (one solo)

2017 (Baylor):

- ✦ Played in all 12 games (eight starts) as a true freshman, amassing 37 tackles (29 solo), 3.0 tackles for loss and 1.0 sack
- ✦ Made two tackles and one tackle for loss at Oklahoma State (10/14)
- ✦ Recorded four tackles and his first career pass defended vs. Iowa State (11/18)
- ✦ Started at TCU (11/24) and had five tackles

PERSONAL:

- ✦ Attended Stafford (Texas) High School, where he was an All-District defensive back
- ✦ Totaled 83 tackles (59 solo), seven tackles for loss, six interceptions, 1.0 sack, two quarterback hits, four fumble recoveries and four forced fumbles as a senior
- ✦ Named the 2016 District 12-4A Defensive MVP following his senior season, when he led his school to the 4A Division I regionals
- ✦ Recognized on the 2016 All-Greater Houston second team by the Houston Chronicle



PAUL QUESSENBERRY



45
FULLBACK



Ht: 6-2
DOB: 1/8/1992
Texans Season: 1
Acquired: FA-'21

Wt: 250
College: Navy
NFL Season: 1

TRANSACTIONS: Signed by the New England Patriots as a free agent on Aug. 22, 2020...Waived by the Patriots on Sept. 5, 2020...Signed to the Patriots practice squad on Sept. 6, 2020...Released from the Patriots practice squad on Sept. 9, 2020...Signed to the Patriots practice squad on Oct. 8, 2020...Released from the Patriots practice squad on Oct. 15, 2020...Signed to the Patriots practice squad on Nov. 14, 2020...Released from the Patriots practice squad on Dec. 23, 2020...Signed by the Houston Texans as a free agent on Feb. 10, 2021...Released by the Texans on Aug. 31, 2021...Signed to the Texans practice squad on Sept. 1, 2021...Elevated to the Texans active roster as a COVID-19 Replacement on Dec. 18, 2021...Reverted back to the Texans practice squad on Dec. 20, 2021...Elevated to the Texans active roster as a COVID-19 Replacement on Dec. 25, 2021...Reverted back to the Texans practice squad on Dec. 27, 2021...Placed on the practice squad/COVID-19 List on Dec. 27, 2021...Restored to the Texans practice squad from the practice squad/COVID-19 List on Jan. 5, 2022...Signed a reserve/future contract with the Texans on Jan. 11, 2022.

2021 (Houston 1/0):

- ✦ Played in one game in his first season with the Texans
- ✦ Served as a COVID-19 Replacement on the active roster at Jacksonville (12/19) but did not see game action
- ✦ Played in his first NFL game vs. the L.A. Chargers (12/26), earning snaps on special teams and one snap at tight end on offense

2020 (New England 0/0):

- ✦ Spent time on the Patriots' practice squad throughout the season

COLLEGE:

- ✦ Played three seasons (2012-14) at the United States Naval Academy in Annapolis, Md.
- ✦ Appeared in 39 games for the Midshipmen as a defensive end and earned three varsity letters
- ✦ Saw action in 13 games as a senior (2014) and totaled 39 tackles (21 solo), 8.5 tackles for loss and 1.5 sacks
- ✦ Started in 12 games during his junior season (2013) and was part of a defensive unit that held eight of its 13 opponents under their scoring average on the season
- ✦ Played in 13 games and finished his sophomore season (2012) with 17 tackles, 1.5 tackles for loss and 1.0 sack

PERSONAL:

- ✦ Attended La Costa Canyon High School in Carlsbad, Calif.
- ✦ Was a three-year letter winner as a defensive end and earned first-team all-league and second-team all-county recognition his senior year
- ✦ Led the football team to the C.I.F. Championship during his junior season
- ✦ Brother, Scott, also plays for the Texans as an offensive lineman and his other brother, David, is a former Texans offensive lineman
- ✦ Served five years in the Marine Corps in which he completed trainings and infantry officer course, served as rifle platoon commander and weapons platoon commander in Second Battalion, First Marines, as well as deputy director of 1st Marine Division, Division School

k\pg;l p`nn`i] `nmt B; i ag;m bpg\mn` \nj i ;rpncd bJm` ^` dgd b;no\achod`n

DATE	TEAM	GP	GS	RECEIVING					RUSHING				
				NO.	YDS.	AVG.	LG	TD	NO.	YDS.	AVG.	LG	TD
2020	Patriots	0	0	0	0	0.0	0	0	0	0	0.0	0	0
2021	Texans	1	0	0	0	0.0	0	0	0	0	0.0	0	0
NFL TOTALS		1	0	0	0	0.0	0	0	0	0	0.0	0	0

PLAYER BIOS



KICKOFF RETURNS

DATE	TEAM	KICKOFF RETURNS					PUNT RETURNS					
		RET.	YDS.	AVG.	LG	TD	NO.	FC	YDS.	AVG.	LG	TD
2020	Patriots	0	0	0.0	0	0	0	0	0	0.0	0	0
2021	Texans	0	0	0.0	0	0	0	0	0	0.0	0	0
NFL TOTALS		0	0	0.0	0	0	0	0	0	0.0	0	0

RECEIVING

W	DATE	OPPONENT	P/S	RECEIVING					RUSHING					W/L	SCORE
				NO.	YDS.	AVG.	LG	TD	NO.	YDS.	AVG.	LG	TD		
01	09/12	Jaguars												W	37-21
02	09/19	at Browns												L	21-31
03	09/23	Panthers												L	9-24
04	10/03	at Bills												L	0-40
05	10/10	Patriots												L	22-25
06	10/17	at Colts												L	3-31
07	10/24	at Cardinals												L	5-31
08	10/31	Rams												L	22-38
09	11/07	at Dolphins												L	9-17
11	11/21	at Titans												W	22-13
12	11/28	Jets												L	14-21
13	12/05	Colts												L	0-31
14	12/12	Seahawks												L	13-33
15	12/19	at Jaguars												W	30-16
16	12/26	Chargers	P	0	0	0.0	0	0	0	0	0.0	0	0	W	41-29
17	01/02	at 49ers												L	7-23
18	01/09	Titans												L	25-28
2021 TOTALS		1-0		0	0	0.0	0	0	0	0	0.0	0	0	4-13	



SCOTT
QUESSENBERRY



54
OFFENSIVE LINEMAN

Ht: 6-3 Wt: 310
DOB: 3/23/1995 College: UCLA
Texans Season: 1 NFL Season: 5
Acquired: UFA-'22 (LAC)

TRANSACTIONS: Selected by the Los Angeles Chargers in the fifth round (155th overall) of the 2018 NFL Draft...Placed on the Reserve/COVID-19 List on Dec. 9, 2021...Activated from the Reserve/COVID-19 List on Dec. 16, 2021...Signed with the Houston Texans as an unrestricted free agent on March 23, 2022.

2021 (L.A. Chargers 16/1):

- ✦ Appeared in 16 games (one start) and blocked for QB Justin Herbert as he set the franchise record for touchdown passes in a season (38) and recorded 5,014 passing yards, 302 rushing yards and three rushing touchdowns
- ✦ Helped protect Herbert as he completed 26-of-38 passes (68.4 percent) for 281 yards, four touchdowns and a passer rating of 125.0 at Kansas City (9/26)
- ✦ Paved the way for an offense that saw the rushing attack total 112 yards on 23 carries (4.9 avg.) and three touchdowns along with 398 passing yards from Herbert, who threw for four touchdowns and a passer rating of 122.0 vs. Cleveland (10/10)
- ✦ Made his first start of the season at center at Houston (12/26)

2020 (L.A. Chargers 16/3):

- ✦ Made his first start of the season vs. Kansas City (9/20)
- ✦ Started at New Orleans (10/12) and helped Herbert pass for 264 yards, four touchdowns and a passer rating of 122.7
- ✦ Helped pave the way for Herbert as he completed 22-of-32 passes (68.8 percent) for 314 yards, two touchdowns and a passer rating of 121.1 as a starter at Las Vegas (12/17)

2019 (L.A. Chargers 16/9):

- ✦ Started a career-high nine games and appeared in all 16 contests
- ✦ Made his first NFL start at Chicago (10/27) and anchored the offensive line that blocked for QB Philip Rivers as he completed 19-of-29 passes (65.5 percent) for 201 yards and one touchdown
- ✦ Opened holes for a rushing attack that combined for 159 yards on 38 carries (4.2 avg.) and two touchdowns vs. Green Bay (11/3)
- ✦ Blocked for Rivers as he completed 16-of-22 passes (72.7

percent) for 314 yards, three touchdowns and a career-high passer rating of 154.4

2018 (L.A. Chargers 15/0, 2/0):

- ✦ Made his first NFL appearance at Buffalo (9/16) and helped Philip Rivers achieve a passer rating of 143.2 as he completed 23-of-27 passes (85.2 percent) for 256 yards and three touchdowns
- ✦ Helped pave the way for a rushing attack that gained 246 yards on 36 carries (6.8 avg.) and three touchdowns at Cleveland (10/14)
- ✦ Blocked for Rivers as he completed 28-of-29 passes (96.6 percent) for 259 yards, three touchdowns and a passer rating of 138.4 vs. Arizona (11/25)
- ✦ Made his first career playoff appearance in the Wild Card Round at Baltimore (1/6/19)

COLLEGE:

- ✦ Played four seasons (2013-14; 2016-17) at the University of California, Los Angeles and finished his career with 44 starts
- ✦ Earned Honorable Mention All-Pac-12 recognition and was a member of the Rimington Trophy watch list and the Outland Trophy watch list as a senior (2017)
- ✦ Started all 12 games at center as a junior (2016) and was named to the first-team Pac-12 All-Conference squad
- ✦ Did not see game action in 2015
- ✦ Started all 13 games as a sophomore (2014) and earned an honorable mention All-Conference nod by the coaches
- ✦ Saw his first game action as a starter at Oregon in the seventh game of the season and went on to start five of the next six contests at left guard as a freshman (2013)

PERSONAL:

- ✦ Attended La Costa (Calif.) Canyon High School and started all 33 high school games
- ✦ Played in the Under Armour All-American Game in Orlando, Fla., and was ranked as the nation's No. 274 recruit, the No. 3 center and the No. 30 prospect in California by ESPN.com
- ✦ Served as a team captain for football and track
- ✦ Also lettered in basketball and track and field
- ✦ Brother, Paul, also plays for the Texans as a fullback and his other brother, David, is a former Texans offensive lineman

PLAYER BIOS



n^j oo; l p`nn`i]`mt B;i ag;m bpg\mn` \nj i ;no\odhod`n

DATE	TEAM	GP	GS
2018	Chargers	15	0
2019	Chargers	16	9
2020	Chargers	16	0
2021	Chargers	16	1
NFL TOTALS		63	10

n^j oo; l p`nn`i]`mt B;i ag;kj non` \nj i ;no\odhod`n

DATE	TEAM	GP	GS
2018	Chargers	2	0
NFL TOTALS		2	0

MKM;b\h`H t Hb\h` ;m bpg\ntH` \nj i ;no\odhod`n;C`c\mb`mD

W	DATE	OPPONENT	P/S	W/L	SCORE
01	09/12	at Football Team	P	W	20-16
02	09/19	Cowboys	P	L	17-20
03	09/26	at Chiefs	P	W	30-24
04	10/04	Raiders	P	W	28-14
05	10/10	Browns	P	W	47-42
06	10/17	at Ravens	P	L	6-34
08	10/31	Patriots	P	L	24-27
09	11/07	at Eagles	P	W	27-24
10	11/14	Vikings	P	L	20-27
11	11/21	Steelers	P	W	41-37
12	11/28	at Broncos	P	L	13-28
13	12/05	at Bengals	P	W	41-22
14	12/12	Giants		W	37-21
15	12/16	Chiefs	P	L	28-34+
16	12/26	at Texans	S	L	29-41
17	01/02	Broncos	P	W	34-13
18	01/09	at Raiders	P	L	32-35+
2021 TOTALS		16-1		9-8	

+ - Overtime



TEAGAN
QUITORIANO

84
TIGHT END

Ht: 6-6

DOB: 3/15/2000

Texans Season: R

Acquired: 05b-'22

Wt: 258

College: Oregon State

NFL Season: R

TRANSACTIONS: Selected by the Houston Texans in the fifth round (170th overall) of the 2022 NFL Draft.

COLLEGE:

- ✦ Played four seasons (2018-21) and appeared in 42 games (30 starts), totaling 40 receptions for 512 yards and six touchdowns

2021 (Oregon State):

- ✦ Started all 13 games and caught 19 passes for 214 yards and three touchdowns
- ✦ Earned All-Pac-12 Honorable Mention recognition by the league's coaches
- ✦ Named to Phil Steele's All-Pac-12 Fourth Team
- ✦ Posted three receptions for 14 yards and a touchdown vs. Idaho (9/18)
- ✦ Caught a five-yard touchdown pass and made three catches for 31 yards in the win vs. Stanford (11/13)
- ✦ Totaled three receptions for 36 yards vs. Utah State in the Jimmy Kimmel LA Bowl (12/19)

2020 (Oregon State):

- ✦ Started all seven games and totaled 14 receptions for 185 yards and a touchdown
- ✦ Caught a career-best four passes for 65 yards and a

touchdown vs. California (11/21)

- ✦ Ended the year with three catches for 68 yards vs. Arizona State (12/19)

2019 (Oregon State):

- ✦ Played in all 12 games (six starts) and caught five passes for 100 yards and two touchdowns
- ✦ Tallied his first career touchdown reception, a 27-yard catch at UCLA (10/5)
- ✦ Scored his second career touchdown on a 28-yard reception at Washington State (11/23)

2018 (Oregon State):

- ✦ Played in 10 games (two starts) and caught two passes for 13 yards as a true freshman
- ✦ Recorded his first career reception at Arizona State (9/29)

PERSONAL:

- ✦ Attended Sprague High School in Salem, Ore., where he was a four-year letterwinner at tight end and defensive end
- ✦ Named an All-State and All-League selection in both football and basketball
- ✦ Rated a three-star prospect by 247Sports and the No. 3 prospect in the state of Oregon by OregonLive.com
- ✦ Also lettered four years in basketball



JALEN
REEVES-MAYBIN



34
LINEBACKER

Ht: 6-1
DOB: 1/31/1995
Texans Season: 1
Acquired: UFA-'22 (DET)

Wt: 230
College: Tennessee
NFL Season: 6

TRANSACTIONS: Selected by the Detroit Lions in the 4th round (124th overall) of the 2017 NFL Draft...Signed an extension with the Lions on March 17, 2021...Placed on the Reserve/COVID-19 List on July 28, 2021...Activated from the Reserve/COVID-19 List on Aug. 9, 2021...Signed with the Houston Texans as an unrestricted free agent on March 23, 2022.

2021 (Detroit 15/11):

- ✦ Posted career highs in games started (11), tackles (72 total, 46 solo), passes defended (four), tackles for loss (four) and forced fumbles (two)
- ✦ Made his first start of the season and tallied five tackles (three solo), one forced fumble and one fumble recovery at Minnesota (10/10)
- ✦ Notched eight tackles (five solo) and one special teams tackle at the L.A. Rams (10/24)
- ✦ Totaled eight tackles (four solo) and a career-high two tackles for loss at Seattle (1/2/22)

2020 (Detroit 16/0):

- ✦ Finished with three tackles (all solo) and six special teams tackles
- ✦ Posted a season-high two special teams tackles at Minnesota (11/8)
- ✦ Recorded a season-high two tackles (both solo) vs. Tampa Bay (12/26)

2019 (Detroit 16/3):

- ✦ Amassed 24 tackles (17 solo), one quarterback hit, one tackle for loss, one forced fumble, one fumble recovery and 11 special teams tackles
- ✦ Posted one forced fumble and one fumble recovery vs. Kansas City (9/29) and led the team with a career-high four special teams tackles
- ✦ Made his first NFL start vs. Tampa Bay (12/15), notching six tackles (four solo)
- ✦ Posted a career-high nine tackles (six solo) and notched one tackle for loss as a starter at Denver (12/22)

2018 (Detroit 9/0):

- ✦ Totaled seven tackles (three solo) and five special teams tackles
- ✦ Tallied a season-high two special teams tackles vs. Green Bay (10/7)

2017 (Detroit 14/0):

- ✦ Finished his rookie season with 25 tackles (21 solo), half a

sack, one quarterback hit, three tackles for loss, one forced fumble, two passes defended and four special teams tackles

- ✦ Made his first NFL appearance in the season opener vs. Arizona (9/10)
- ✦ Made his first career tackle for loss in addition to four tackles (three solo) at New Orleans (10/15)
- ✦ Recorded a season-high five tackles (four solo) as well as one tackle for loss vs. Pittsburgh (10/29)
- ✦ Notched his first career half-sack along with four tackles (three solo), one quarterback hit, one pass defended and one special teams tackle at Tampa Bay (12/10)

COLLEGE:

- ✦ Played four seasons (2013-16) at the University of Tennessee in Knoxville, Tenn., where he played in 41 career games and totaled 240 tackles (149 solo), 27 tackles for loss, eight sacks, four fumble recoveries, four passes defended and two forced fumbles
- ✦ Entered his senior season (2016) as a member of the Athlon Sports Preseason First Team All-SEC but started four games before missing the rest of the season due to a shoulder injury
- ✦ Started all 13 games as a junior (2015) and totaled 105 tackles, 5.0 sacks and a team-leading 14.0 tackles for loss. Posted a career-high 21 tackles vs. Oklahoma, the most tackles by a player in NCAA FBS in 2015
- ✦ Started all 13 games as a sophomore (2014) and tied for first on the team with 101 tackles as well as 11.0 tackles for loss (third on team)
- ✦ Appeared in 11 games as a freshman (2013) and was a standout on special teams with a team-best 11 tackles

PERSONAL:

- ✦ Attended Northeast High School in Clarksville, Tenn., where he was an All-State selection on defense in 2012 by Tennessee Sports Writers, First Team All-State and Area Player of the Year as a junior and Area Offensive Player of the Year as a sophomore
- ✦ Gained more than 2,000 rushing yards as a senior, including 1,000 yards in three postseason games with more than 300 yards in each game
- ✦ Cousin, Cameron Maybin, is a former MLB player and member of the 2017 Houston Astros team that won the World Series

PLAYER BIOS



Player Statistics Summary

DATE	TEAM	GP	GS	TACKLES							INTERCEPTIONS						FUMBLES					ST				MISC	
				TK	S	A	TFL	YDS	SK	YDS	QBH	NO	YDS	LG	TD	PD	FF	FR	TD	YDS	TK	S	A	FF	FR	S	A
2017	Lions	14	0	25	21	4	3	7	0.5	4.5	1	0	0	0	2	0	0	0	0	5	4	1	1	0	0	0	
2018	Lions	9	0	7	3	4	0	0	0.0	0.0	0	0	0	0	0	0	0	0	0	6	5	1	0	0	0	0	
2019	Lions	16	3	24	17	7	1	2	0.0	0.0	1	0	0	0	0	0	0	0	0	13	11	2	1	1	0	0	
2020	Lions	16	0	3	3	0	0	0	0.0	0.0	0	0	0	0	0	0	0	0	0	7	6	1	0	0	0	0	
2021	Lions	15	11	72	46	26	4	12	0.0	0.0	1	0	0	0	4	2	1	0	0	10	7	3	0	0	0	0	
NFL TOTALS		70	14	131	90	41	8	21	0.5	4.5	3	0	0	0	6	2	1	0	0	41	33	8	2	1	0	0	

Key Statistics

Total Tackles	9 at Denver Broncos, Dec 22, 2019	Fumble Recoveries	1 at Minnesota Vikings, Oct 10, 2021
Solo Tackles	6 vs. Cincinnati Bengals, Oct 17, 2021 ...1 more at 6.	Tackles For Loss	2 at Seattle Seahawks, Jan 02, 2022
Sacks	0.5 at Tampa Bay Buccaneers, Dec 10, 2017	Special Teams Tackles	4 vs. Kansas City Chiefs, Sep 29, 2019
Passes Defensed	2 vs. Arizona Cardinals, Dec 19, 2021	Special Teams Forced Fumbles	1 vs. Kansas City Chiefs, Sep 29, 2019 ...1 more at 1.
Forced Fumbles	1 at Atlanta Falcons, Dec 26, 2021 ...1 more at 1.	Special Teams Fumble Recoveries	1 vs. Kansas City Chiefs, Sep 29, 2019

2021 Season Performance

W	DATE	OPPONENT	P/S	TACKLES							INTERCEPTIONS						FUMBLES					ST				MISC		W/L	SCORE
				TK	S	A	SK	YDS	TFL	YDS	QBH	NO	YDS	LG	TD	PD	FF	FR	TD	YDS	TK	S	A	FF	FR	S	A		
01	09/12	49ers	P	0	0	0	0.0	0.0	0	0	0	0	0	0	0	0	0	0	0	1	0	1	0	0	0	0	L	33-41	
02	09/20	at Packers	P	0	0	0	0.0	0.0	0	0	0	0	0	0	0	0	0	0	0	2	1	1	0	0	0	0	L	17-35	
03	09/26	Ravens	P	3	3	0	0.0	0.0	1	2	1	0	0	0	0	0	0	0	0	1	1	0	0	0	0	L	17-19		
04	10/03	at Bears	P	2	1	1	0.0	0.0	0	0	0	0	0	0	1	0	0	0	0	0	0	0	0	0	0	L	14-24		
05	10/10	at Vikings	S	5	3	2	0.0	0.0	0	0	0	0	0	0	1	1	0	0	0	0	0	0	0	0	0	L	17-19		
06	10/17	Bengals	S	7	6	1	0.0	0.0	0	0	0	0	0	0	0	0	0	0	0	0	0	0	0	0	0	L	11-34		
07	10/24	at Rams	S	8	5	3	0.0	0.0	0	0	0	0	0	0	0	0	0	0	0	1	1	0	0	0	0	L	19-28		
08	10/31	Eagles	S	4	2	2	0.0	0.0	0	0	0	0	0	0	0	0	0	0	0	0	0	0	0	0	0	L	6-44		
10	11/14	at Steelers	S	6	4	2	0.0	0.0	1	3	0	0	0	0	0	0	0	0	0	2	2	0	0	0	0	T	16-16		
11	11/21	at Browns	S	5	4	1	0.0	0.0	0	0	0	0	0	0	0	0	0	0	0	2	1	1	0	0	0	L	10-13		
12	11/25	Bears	S	4	2	2	0.0	0.0	0	0	0	0	0	0	0	0	0	0	0	1	1	0	0	0	0	L	14-16		
13	12/05	Vikings																								W	29-27		
14	12/12	at Broncos																								L	10-38		
15	12/19	Cardinals	S	5	4	1	0.0	0.0	0	0	0	0	0	0	2	0	0	0	0	0	0	0	0	0	0	W	30-12		
16	12/26	at Falcons	S	8	4	4	0.0	0.0	0	0	0	0	0	0	1	1	0	0	0	0	0	0	0	0	0	L	16-20		
17	01/02	at Seahawks	S	8	4	4	0.0	0.0	2	7	0	0	0	0	0	0	0	0	0	0	0	0	0	0	0	L	29-51		
18	01/09	Packers	S	7	4	3	0.0	0.0	0	0	0	0	0	0	0	0	0	0	0	0	0	0	0	0	0	W	37-30		
2021 TOTALS		15-11		72	46	26	0.0	0.0	4	12	1	0	0	0	4	2	1	0	0	10	7	3	0	0	0	0	3-13-1		



DEREK
RIVERS

95

DEFENSIVE LINEMAN

Ht: 6-5

DOB: 5/9/1994

Texans Season: 2

Acquired: UFA-'21 (LAR)

Wt: 250

College: Youngstown State

NFL Season: 6

TRANSACTIONS: Selected by the New England Patriots with the 19th pick of the third round (83rd overall) of the 2017 NFL Draft...Waived by the Patriots on Nov. 21, 2020...Claimed off of waivers by the Los Angeles Rams on Nov. 24, 2020...Signed by the Houston Texans as an unrestricted free agent on March 23, 2021...Released by the Texans on Aug. 31, 2021...Signed to the Texans practice squad on Sept. 1, 2021...Elevated to the Texans active roster on Nov. 20, 2021...Reverted back to the Texans practice squad on Nov. 22, 2021...Signed to the Texans active roster on Nov. 24, 2021...Placed on the Reserve/COVID-19 List on Dec. 20, 2021...Activated from the Reserve/COVID-19 List on Dec. 29, 2021.

2021 (Houston 5/1):

- ✦ Appeared in five games (one start) and notched nine tackles (seven solo), two tackles for loss, 1.0 sack and one quarterback hit
- ✦ Played in his first game as a Texan and notched two tackles (both solo) at Tennessee (11/21)
- ✦ Made his first career start and recorded three tackles (two solo), 1.0 sack, one quarterback hit and a career-high two tackles for loss at Jacksonville (12/19). Sacked QB Trevor Lawrence for an 11-yard loss in the third quarter, his first sack as a Texan

2020 (L.A. Rams 5/0, 2/0; New England 8/0):

- ✦ Spent the first 10 weeks of the season with the Patriots and totaled 1.5 sacks, four quarterback hits and a tackle for loss
- ✦ Produced 1.0 sack for a nine-yard loss in Week 1 vs. Miami (9/13)
- ✦ Claimed off waivers by the Rams prior to Week 12 and played in five regular season games, contributing one tackle for loss

2019 (New England 0/0, 0/0):

- ✦ Spent the entire season on the Reserve/Injured list

2018 (New England 6/0, 1/0):

- ✦ Appeared in six games and logged two solo tackles, 1.0 sack, two quarterback hits and a tackle for loss
- ✦ Contributed his first sack of the season for a 10-yard loss in Week 17 vs. the N.Y. Jets (12/30)

2017 (New England 0/0, 0/0):

- ✦ Spent the entire season on the Reserve/Injured list

College:

- ✦ Played four seasons (2013-16) at Youngstown (Ohio) State University
- ✦ AP Second-Team All-America selection and a finalist for the Buck Buchanan Award for the nation's top FCS Defensive Player as a senior (2016). Credited with 58 total tackles (44 solos), 19.5 tackles for loss and 15 sacks and led the Penguins to a National Championship Game appearance
- ✦ First-team All-Missouri Valley Football Conference selection as a junior (2015) after notching 52 total tackles (37 solo), 15.5 tackles for loss and nine sacks
- ✦ In his sophomore season (2014), earned first-team All-Missouri Valley Football Conference honors after playing in 12 games (11 stats) and producing 17 tackles for loss and 14 sacks
- ✦ Had a successful freshman season (2013) after appearing in 10 games and posting 13 tackles (seven solo) and 3.0 sacks

PERSONAL:

- ✦ Attended Fork Union (Va.) Military Academy for a prep season after attending Kinston (N.C.) High School
- ✦ Helped Kinston advanced to the NCHSAA 2A State Championship Game during his senior season (2011)
- ✦ Also played basketball in high school and won an NCHSAA 2A Championship in 2011-12

PLAYER BIOS



Defensive Line Statistics

DATE	TEAM	GP	GS	TACKLES							INTERCEPTIONS						FUMBLES				ST		MISC			
				TK	S	A	TFL	YDS	SK	YDS	QBH	NO	YDS	LG	TD	PD	FF	FR	TD	YDS	TK	S	A	FF	FR	S
2017	Patriots	0	0	0	0	0	0	0	0.0	0.0	0	0	0	0	0	0	0	0	0	0	0	0	0	0	0	0
2018	Patriots	6	0	2	2	0	1	10	1.0	10.0	2	0	0	0	0	0	0	0	0	0	0	0	0	0	0	
2019	Patriots	0	0	0	0	0	0	0	0.0	0.0	0	0	0	0	0	0	0	0	0	0	0	0	0	0	0	
2020	Patriots	8	0	4	1	3	1	9	1.5	10.0	4	0	0	0	0	0	0	0	0	0	0	0	0	0	0	
2020	Rams	5	0	1	1	0	1	4	0.0	0.0	0	0	0	0	0	0	0	0	0	0	0	0	0	0	0	
2020	TOTAL	13	0	5	2	3	2	13	1.5	10.0	4	0	0	0	0	0	0	0	0	0	0	0	0	0	0	
2021	Texans	5	1	9	7	2	2	12	1.0	11.0	1	0	0	0	0	0	0	0	0	0	0	0	0	0	0	
NFL TOTALS		24	1	16	11	5	5	35	3.5	31.0	7	0	0	0	0	0	0	0	0	0	0	0	0	0	0	

Defensive Line Statistics (Continued)

DATE	TEAM	GP	GS	TACKLES							INTERCEPTIONS						FUMBLES				ST		MISC		
				TK	S	A	TFL	YDS	SK	YDS	QBH	NO	YDS	LG	TD	PD	FF	FR	TD	YDS	TK	S	A	FF	FR
2017	Patriots	0	0	0	0	0	0	0	0.0	0.0	0	0	0	0	0	0	0	0	0	0	0	0	0	0	0
2018	Patriots	1	0	0	0	0	0	0	0.0	0.0	0	0	0	0	0	0	0	0	0	0	0	0	0	0	0
2019	Patriots	0	0	0	0	0	0	0	0.0	0.0	0	0	0	0	0	0	0	0	0	0	0	0	0	0	0
2020	Rams	2	0	0	0	0	0	0	0.0	0.0	0	0	0	0	0	0	0	0	0	0	0	0	1	1	0
NFL TOTALS		3	0	0	0	0	0	0	0.0	0.0	0	0	0	0	0	0	0	0	0	0	0	0	1	1	0

Defensive Line Career Totals

Total Tackles 3 at Jacksonville Jaguars, Dec 19, 2021 **Sacks** 1.0 at Jacksonville Jaguars, Dec 19, 2021
Solo Tackles 2 at Jacksonville Jaguars, Dec 19, 2021 ...2 more at 1.0.
 ...1 more at 2. **Tackles For Loss** 2 at Jacksonville Jaguars, Dec 19, 2021

Defensive Line Career Totals (Continued)

Special Teams Tackles 1 at Seattle Seahawks, Jan 09, 2021

Practice Squad Statistics

W DATE	OPPONENT	P/S	TACKLES							INTERCEPTIONS						FUMBLES				ST		MISC		W/L	SCORE		
			TK	S	A	SK	YDS	TFL	YDS	QBH	NO	YDS	LG	TD	PD	FF	FR	TD	YDS	TK	S	A	FF			FR	S
01	09/12	Jaguars																								W	37-21
02	09/19	at Browns																								L	21-31
03	09/23	Panthers																								L	9-24
04	10/03	at Bills																								L	0-40
05	10/10	Patriots																								L	22-25
06	10/17	at Colts																								L	3-31
07	10/24	at Cardinals																								L	5-31
08	10/31	Rams																								L	22-38
09	11/07	at Dolphins																								L	9-17
11	11/21	at Titans																								W	22-13
12	11/28	Jets	P	1	1	0	0.0	0.0	0	0	0	0	0	0	0	0	0	0	0	0	0	0	0	0	0	L	14-21
13	12/05	Colts	P	2	1	1	0.0	0.0	0	0	0	0	0	0	0	0	0	0	0	0	0	0	0	0	0	L	0-31
14	12/12	Seahawks	P	1	1	0	0.0	0.0	0	0	0	0	0	0	0	0	0	0	0	0	0	0	0	0	0	L	13-33
15	12/19	at Jaguars																								W	30-16
16	12/26	Chargers																								W	41-29
17	01/02	at 49ers																								L	7-23
18	01/09	Titans																								L	25-28
2021 TOTALS		3-0	4	3	1	0	0.0	0.0	0	0	0	0	0	0	0	0	0	0	0	0	0	0	0	0	0	4-13	



MAX
SCHARPING



74
OFFENSIVE LINEMAN

Ht: 6-6 Wt: 327
DOB: 8/10/1996 College: Northern Illinois
Texans Season: 4 NFL Season: 4
Acquired: 02b-'19

TRANSACTIONS: Selected by the Houston Texans with the 23rd pick in the second round (55th overall) of the 2019 NFL Draft...Placed on the Reserve/COVID-19 List on Oct. 28, 2020...Activated from the Reserve/COVID-19 List on Nov. 10, 2020.

2021 (Houston 16/11):

- ✦ Played in 16 games with 11 starts at right guard
- ✦ Started the season opener vs. Jacksonville (9/12) and helped the offense score 37 points, the highest Week 1 point total in franchise history
- ✦ Blocked for QB Davis Mills vs. New England (10/10), helping him become the first rookie quarterback in NFL history to finish a game with 300-plus passing yards, three-plus passing touchdowns and a passer rating of 140.0 or higher
- ✦ Helped pave the way for a rushing attack that combined for 124 yards on the ground and averaged 4.3 yards per carry at Indianapolis (10/17)
- ✦ Blocked for QB Davis Mills vs. the L.A. Rams (10/31) as he threw for 310 yards and completed 29-of-38 passes (76.3 percent), the best completion percentage of his career
- ✦ Stepped in for injured OL Justin McCray and helped block for a rushing attack that totaled 96 yards on 24 attempts, averaging 4.0 yards per carry vs. the N.Y. Jets (11/28)
- ✦ Blocked for QB Davis Mills as he threw for 209 yards, two touchdowns and a passer rating of 92.2 in the win at Jacksonville (12/19)
- ✦ Blocked for a rushing attack that gained a season-high 189 yards and two touchdowns on the ground, averaging 5.3 yards per carry vs. the L.A. Chargers (12/26)
- ✦ Helped protect QB Davis Mills vs. Tennessee (1/9/22) as he completed 23-of-33 passes (69.7 percent) for 301 yards, three touchdowns and a passer rating of 128.5

2020 (Houston 15/8):

- ✦ Played in 15 games (eight starts) in his second season with the team, which recorded the highest passing yards per play in the NFL (8.31)
- ✦ Started at left guard at Kansas City (9/10) in which the Texans rushed for 5.4 yards per attempt
- ✦ Started at left guard as part of an offensive line that did not allow a sack and helped QB Deshaun Watson pass for 344 yards and two touchdowns vs. New England (11/22)
- ✦ Blocked for QB Deshaun Watson at left guard as Watson passed for 318 yards and four passing touchdowns at Detroit (11/26)

- ✦ Came in at left guard after Brent Qvale went out injured and helped the Texans offense average a franchise record 9.6 yards per play vs. Cincinnati (12/27)

2019 (Houston 16/14, 2/2):

- ✦ Played in all 16 games (14 starts) as a rookie at left guard and helped the rushing attack average 4.63 yards per carry, which marked the second-best clip in Texans history and the most since 2010
- ✦ Made his NFL debut in the season opener at New Orleans (9/9) and saw action on special teams
- ✦ Notched his first-career NFL start, starting at left guard in the Week 3 win over the L.A. Chargers (9/22). Part of an offensive line that helped block for QB Deshaun Watson's 351-yard three-touchdown performance
- ✦ Played in every offensive snap at left guard vs. Atlanta (10/6), protecting QB Deshaun Watson who registered 426 passing yards and five passing touchdowns
- ✦ Started at left guard at Kansas City (10/13) as part of an offensive line that did not allow a sack on QB Deshaun Watson for the second-consecutive week, the first time the Texans had accomplished the feat since Weeks 1-2 of the 2014 season
- ✦ Started at left guard as part of an offensive line that blocked for 388 yards of total offense vs. Oakland (10/27)
- ✦ Started at left guard in the win over Jacksonville at Wembley Stadium in London (11/3) as part of an offensive line that paved the way for 216 total rushing yards, the most rushing yards in a single game since Week 12 of the 2018 season vs. Tennessee (281) and the second-most yards in a game under Head Coach Bill O'Brien (2014-19)
- ✦ Started at left guard vs. Indianapolis (11/21) and helped block for 396 total net yards of offense, the eighth time on the season the Texans posted more than 350 total net yards
- ✦ Helped block for 276 net yards and four total touchdowns on offense as a starter at left guard vs. New England (12/1)
- ✦ Played every offensive snap as part of an offensive line that only allowed one sack at Tennessee (12/15) and helped pave the way for RB Carlos Hyde's 104 rushing yards
- ✦ Started at left guard in the Wild Card Round vs. Buffalo (1/4/20), which was his first career playoff game, and helped the offense record 141 total rushing yards, the

PLAYER BIOS



third-most rushing yards in a postseason game in franchise history

- Started at left guard in the Divisional Round at Kansas City (1/12/20) and helped the offense gain the most total net yards (442) and most net passing yards (348) in a postseason game in franchise history

COLLEGE:

- Played four seasons (2015-18) at Northern Illinois University in DeKalb, Ill. after redshirting the 2014 campaign
- Started every game of his college career (53 games) and did not miss a snap as a senior in 2018
- Earned All-MAC honors at right tackle in 2016 and left tackle in 2017
- Did not miss a snap in 2018 after starting all 14 games and leading the Huskies to a MAC Championship, earning a \$13,000 scholarship as a National Football Foundation Scholar-Athlete and was one of 12 finalists for the Williams Campbell Trophy.
- Earned first-team All-MAC honors at left tackle after starting all 13 games in 2017, leading the way for Huskie running backs to run for more than 100 yards in four

games. Named to the Academic All-MAC for the third time and was a MAC Distinguished Scholar-Athlete

- Earned All-MAC honors at right tackle
- Started every game for a second-consecutive year, including seven starts at right guard, also earning All-MAC honors at right tackle. Was a member of an offensive line that led the nation in fewest sacks allowed with eight
- Started all 14 games for the Huskies as a freshman in 2015 and was named to the FWAA Freshman All-American Team as the MAC's only representative on the team. Earned Academic All-MAC and MAC Distinguished Scholar Athlete recognition
- Redshirted his first season at Northern Illinois in 2014

PERSONAL:

- Attended Southwest High School in Green Bay, Wis.
- Named first-team All-State as a senior in 2013
- Three-time All-Conference and two-time All-Area selection
- Started all but one game over three seasons on the offensive and defensive lines
- Earned his undergraduate degree in kinesiology and completed his master's degree in December 2018

2021 REGULAR SEASON

W	DATE	OPPONENT	P/S	W/L	SCORE
01	09/12	Jaguars	S	W	37-21
02	09/19	at Browns	S	L	21-31
03	09/23	Panthers	S	L	9-24
04	10/03	at Bills	S	L	0-40
05	10/10	Patriots	S	L	22-25
06	10/17	at Colts	S	L	3-31
07	10/24	at Cardinals	S	L	5-31
08	10/31	Rams	S	L	22-38
09	11/07	at Dolphins	P	L	9-17
11	11/21	at Titans	P	W	22-13
12	11/28	Jets	P	L	14-21
13	12/05	Colts	S	L	0-31
14	12/12	Seahawks	P	L	13-33
15	12/19	at Jaguars	S	W	30-16
16	12/26	Chargers	S	W	41-29
17	01/02	at 49ers	P	L	7-23
18	01/09	Titans	P	L	25-28
2021 TOTALS			17-11	4-13	



MASON
SCHRECK



47
TIGHT END

Ht: 6-5 Wt: 252
 DOB: 11/4/1993 College: Buffalo
 Texans Season: 1 NFL Season: 4
 Acquired: FA-'22

TRANSACTIONS: Drafted by the Cincinnati Bengals in the seventh round (251st overall) of the 2017 NFL Draft on April 29, 2017...Signed by Cincinnati to a four-year contract on May 15, 2017...Placed on reserve/injured list on Sept. 2, 2017...Placed on reserve/injured list on Oct. 23, 2018...Waived by Cincinnati on Aug. 31, 2019...Signed to the Cincinnati practice squad on Sept. 1, 2019...Activated from the practice squad to the active roster by Cincinnati on Nov. 30, 2019...Waived by Cincinnati on Sept. 5, 2020...Signed to the Cincinnati practice squad on Sept. 6, 2020...Activated from the practice squad to the active roster on Sept. 18, 2020...Released by Cincinnati on Aug. 31, 2021...Re-signed to the Cincinnati practice squad on Sept. 1, 2021...Elevated from the practice squad to the active roster on Nov. 20, 2021...Reverted back to the Cincinnati practice squad on Nov. 22, 2021...Placed on reserve/injured list on Jan. 4, 2022...Signed by the Houston Texans on June 10, 2022.

2021 (Cincinnati Bengals 1/0):

- ✦ Played in one game and appeared on the field for five special team snaps vs. Las Vegas (11/21)

2020 (Cincinnati Bengals 14/1):

- ✦ Saw action in 14 games (one start) and recorded one pass target
- Made his first-career NFL start at Cleveland (10/25) where he played 30 snaps (15 offensive snaps and 15 special team snaps)
- ✦ Recorded the first tackle of his NFL career vs. Pittsburgh (12/21) when he tackled WR Ray-Ray McCloud after only an eight yard punt return

2019 (Cincinnati Bengals 2/0):

- ✦ Played in two games and appeared in 151 special team snaps and four offensive snaps, 22 of which came vs. the N.Y. Jets (12/1)

2018 (Cincinnati Bengals 6/0):

- ✦ Saw action in six games on both offense (21 snaps) and special teams (102 snaps) during his second season

2017 (Cincinnati Bengals 0/0):

- ✦ Spent his entire rookie season on reserve/injured list due to knee injury in the third preseason game

COLLEGE:

- ✦ Attended University of Buffalo in Buffalo, New York (2012-16) and played football for four seasons (2013-16)
- ✦ Set a TE school record with 651 receiving yards (11.0 avg.) and was named to the All-Mid-American Conference Second Team during his final season with Buffalo (2016)
- ✦ Recorded 22 catches for 216 yards in 10 games and two starts for the 2015 season
- ✦ Made two starts, appeared in all 11 games and had a season-long 27-yard reception vs. Norfolk State (9/20) in 2014
- ✦ Scored his first career touchdown reception vs. UConn (9/28/13) and finished with 147 yards and two touchdowns on the season
- ✦ Appeared in all 13 games (four starts) and led team tight ends for catches (17), total yards (147) and touchdowns (two) during his 2013 season
- ✦ Redshirted his first season at Buffalo (2012)

PERSONAL:

- ✦ Attended Medina High School in Medina, Ohio where he played both football (QB) and basketball (C)
- ✦ Threw for 667 yards and recorded eight touchdowns as a junior QB for Medina Football (2015)
- ✦ Played tight end, started two seasons at QB and was a three-year letterwinner under HC Larry Laird
- ✦ Was named a Top 20 athlete in the state of Ohio by Recruiting Ohio
- ✦ Enjoys golfing and fishing

PLAYER BIOS



h \nj i ;n^cm^f B; ag;m bpg\m\ \nj i ;mpncd bJm^` d d b;no\ochoo'n

DATE	TEAM	GP	GS	RECEIVING					RUSHING					
				NO.	YDS.	AVG.	LG	TD	NO.	YDS.	AVG.	LG	TD	
2017	Bengals	0	0	0	0	0.0	0	0	0	0	0	0.0	0	0
2018	Bengals	6	0	0	0	0.0	0	0	0	0	0	0.0	0	0
2019	Bengals	2	0	0	0	0.0	0	0	0	0	0	0.0	0	0
2020	Bengals	14	1	0	0	0.0	0	0	0	0	0	0.0	0	0
2021	Bengals	1	0	0	0	0.0	0	0	0	0	0	0.0	0	0
NFL TOTALS		23	1	0	0	0.0	0	0	0	0	0	0.0	0	0

h \nj i ;n^cm^f B; ag;kj non \nj i ;mpncd bJm^` d d b;no\ochoo'n

DATE	TEAM	GP	GS	RECEIVING					RUSHING					
				NO.	YDS.	AVG.	LG	TD	NO.	YDS.	AVG.	LG	TD	
2021	Bengals	0	0	0	0	0.0	0	0	0	0	0	0.0	0	0
NFL TOTALS		0	0	0	0	0.0	0	0	0	0	0	0.0	0	0

nd bg` Hb\h` ;cdbcnlmpncd bJm^` d d b

Special Teams Tackles

1 vs. Pittsburgh Steelers, Dec 21, 2020

MKM;b\h` H t Hb\h` ;m bpg\ntH` \nj i ;no\ochoo'n; d ` i b\gnD

W	DATE	OPPONENT	P/S	RECEIVING					RUSHING					W/L	SCORE
				NO.	YDS.	AVG.	LG	TD	NO.	YDS.	AVG.	LG	TD		
	01 09/12	Vikings												W	27-24+
	02 09/19	at Bears												L	17-20
	03 09/26	at Steelers												W	24-10
	04 09/30	Jaguars												W	24-21
	05 10/10	Packers												L	22-25+
	06 10/17	at Lions												W	34-11
	07 10/24	at Ravens												W	41-17
	08 10/31	at Jets												L	31-34
	09 11/07	Browns												L	16-41
	11 11/21	at Raiders												W	32-13
	12 11/28	Steelers												W	41-10
	13 12/05	Chargers												L	22-41
	14 12/12	49ers												L	23-26+
	15 12/19	at Broncos												W	15-10
	16 12/26	Ravens												W	41-21
	17 01/02	Chiefs												W	34-31
	18 01/09	at Browns												L	16-21
2021 TOTALS		0-0		0	0	0.0	0	0	0	0	0.0	0	0	10-7	

+ - Overtime

PLAYER BIOS



2021 Season Statistics

W	DATE	OPPONENT	P/S	RECEIVING					RUSHING					W/L	SCORE
				NO.	YDS.	AVG.	LG	TD	NO.	YDS.	AVG.	LG	TD		
01	01/15	Raiders												W	26-19
02	01/22	at Titans												W	19-16
03	01/30	at Chiefs												W	27-24+
04	02/13	Rams												L	20-23
2021 TOTALS			0-0	0	0	0.0	0	0	0	0	0.0	0	0	3-1	

+ - Overtime



KENDALL SHEFFIELD



27
DEFENSIVE BACK

Ht: 5-10 **Wt:** 212
DOB: 5/30/1996 **College:** Ohio State
Texans Season: 1 **NFL Season:** 4
Acquired: W-'22 (ATL)

TRANSACTIONS: Selected by the Atlanta Falcons in the fourth round (111th overall) of the 2019 NFL Draft...Waived by the Falcons on May 13, 2022...Acquired via waivers by the Houston Texans on May 17, 2022.

2021 (Atlanta 9/0):

- ✦ Appeared in nine games and totaled four tackles (two solo)
- ✦ Played in his first contest of the season vs. the N.Y. Jets (10/10), earning snaps on special teams
- ✦ Earned his first defensive snaps of the season and notched four tackles (two solo) at Buffalo (1/2/22)

2020 (Atlanta 13/9):

- ✦ Played in 13 games (nine starts) and totaled a career-high 50 tackles (37 solo) and posted one forced fumble and three passes defended
- ✦ Appeared in his first game of the season at Green Bay (10/5) and made six tackles (all solo) and one pass defended
- ✦ Logged six tackles (three solo) and one pass defended vs. Carolina (10/11)
- ✦ Forced a fumble and made three tackles (all solo) vs. Denver (11/8)
- ✦ Recorded a single-game career-high nine tackles (seven solo) in addition to one pass defended at Kansas City (12/27)

2019 (Atlanta 16/11):

- ✦ Posted career-highs in games played (16) and games started (11), tallying 43 tackles (30 solo), one forced fumble and three passes defended
- ✦ Played in his first NFL game at Minnesota (9/8), earning snaps on special teams
- ✦ Logged his first career tackle and forced fumble in addition to one special teams tackle vs. Philadelphia (9/15)
- ✦ Made his first career start at Arizona (10/13) and recorded four tackles (two solo)

- ✦ Registered five tackles (four solo) and one pass defended at New Orleans (11/10)
- ✦ Matched his season-high of five tackles (four solo) and tallied one pass defended vs. Carolina (12/8)

COLLEGE:

- ✦ Played two seasons (2017-18) at Ohio State University in Columbus, Ohio, after transferring from Blinn College in Brenham, Texas, where he played in 2016
- ✦ Made 14 starts as a fourth-year junior in 2018 and recorded a team-high 10 passes defended, finishing with 34 tackles (26 solo), two tackles for loss, two interceptions and one forced fumble. Earned an All-Big Ten honorable mention
- ✦ Selected by NFL.com as the fastest player in college football in the summer of 2018 after breaking the Ohio State track and field school record in the 60-meter dash with a time of 6.663
- ✦ Finished his first season at Ohio State (2017) with 40 tackles (31 solo), two tackles for loss, one forced fumble and one fumble recovery
- ✦ Rated the No. 1 cornerback coming out of junior college by ESPN, Rivals and 247Sports
- ✦ Played defensive back and returned kicks for Blinn in 2016 and recorded 31 tackles, two interceptions and 11 passes defended, also scoring touchdowns on both punt and kickoff returns
- ✦ Initially signed with the University of Alabama and then redshirted the 2015 season prior to transferring to Blinn

PERSONAL:

- ✦ Attended Thurgood Marshall High School in Missouri City, Texas, where he was a consensus five-star prospect in the 2015 recruiting class
- ✦ Was an Under Armour All-American, an All-USA first-team selection by *USA Today* and a first-team Associated Press Texas 5A all-state selection in 2014
- ✦ In track and field, won the 2014 Texas state 5A 110-meter and 300-meter hurdles championships and repeated as 110-meter champion in 2015

PLAYER BIOS



Player Statistics Summary

DATE	TEAM	GP	GS	TACKLES							INTERCEPTIONS					FUMBLES				ST		MISC				
				TK	S	A	TFL	YDS	SK	YDS	QBH	NO	YDS	LG	TD	PD	FF	FR	TD	YDS	TK	S	A	FF	FR	S
2019	Falcons	16	11	43	30	13	0	0	0.0	0.0	0	0	0	0	3	0	0	0	0	3	3	0	1	0	0	0
2020	Falcons	13	9	50	37	13	0	0	0.0	0.0	0	0	0	0	3	1	0	0	0	1	0	1	0	0	0	
2021	Falcons	9	0	4	2	2	0	0	0.0	0.0	0	0	0	0	0	0	0	0	0	0	0	0	0	0	0	
NFL TOTALS		38	20	97	69	28	0	0	0.0	0.0	0	0	0	0	6	1	0	0	0	4	3	1	1	0	0	

Key Career Highlights

- Total Tackles** 9 at Kansas City Chiefs, Dec 27, 2020
- Solo Tackles** 7 at Kansas City Chiefs, Dec 27, 2020
- Passes Defensed** 1 at Kansas City Chiefs, Dec 27, 2020
...5 more at 1.
- Forced Fumbles** 1 vs. Denver Broncos, Nov 08, 2020
- Special Teams Tackles** 1 vs. New Orleans Saints, Dec 06, 2020
...3 more at 1.
- Special Teams Forced Fumbles** 1 vs. Philadelphia Eagles, Sep 15, 2019

2021 Season Game Log

W	DATE	OPPONENT	P/S	TACKLES							INTERCEPTIONS					FUMBLES				ST		MISC		W/L	SCORE		
				TK	S	A	SK	YDS	TFL	YDS	QBH	NO	YDS	LG	TD	PD	FF	FR	TD	YDS	TK	S	A			FF	FR
01	09/12	Eagles																								L	6-32
02	09/19	at Buccaneers																								L	25-48
03	09/26	at Giants																								W	17-14
04	10/03	Football Team																								L	30-34
05	10/10	Jets	P	0	0	0	0.0	0.0	0	0	0	0	0	0	0	0	0	0	0	0	0	0	0	0	0	W	27-20
07	10/24	at Dolphins																								W	30-28
08	10/31	Panthers	P	0	0	0	0.0	0.0	0	0	0	0	0	0	0	0	0	0	0	0	0	0	0	0	0	L	13-19
09	11/07	at Saints	P	0	0	0	0.0	0.0	0	0	0	0	0	0	0	0	0	0	0	0	0	0	0	0	0	W	27-25
10	11/14	at Cowboys																								L	3-43
11	11/18	Patriots																								L	0-25
12	11/28	at Jaguars																								W	21-14
13	12/05	Buccaneers	P	0	0	0	0.0	0.0	0	0	0	0	0	0	0	0	0	0	0	0	0	0	0	0	0	L	17-30
14	12/12	at Panthers	P	0	0	0	0.0	0.0	0	0	0	0	0	0	0	0	0	0	0	0	0	0	0	0	0	W	29-21
15	12/19	at 49ers	P	0	0	0	0.0	0.0	0	0	0	0	0	0	0	0	0	0	0	0	0	0	0	0	0	L	13-31
16	12/26	Lions	P	0	0	0	0.0	0.0	0	0	0	0	0	0	0	0	0	0	0	0	0	0	0	0	0	W	20-16
17	01/02	at Bills	P	4	2	2	0.0	0.0	0	0	0	0	0	0	0	0	0	0	0	0	0	0	0	0	0	L	15-29
18	01/09	Saints	P	0	0	0	0.0	0.0	0	0	0	0	0	0	0	0	0	0	0	0	0	0	0	0	0	L	20-30
2021 TOTALS		9-0		4	2	2	0.0	0.0	0	0	0	0	0	0	0	0	0	0	0	0	0	0	0	0	0	7-10	



TREMON
SMITH

1

DEFENSIVE BACK



Ht: 5-11 Wt: 190
 DOB: 7/20/1996 College: Central Arkansas
 Texans Season: 2 NFL Season: 5
 Acquired: FA-'21

TRANSACTIONS: Selected by the Kansas City Chiefs with the 22nd pick of the sixth round (196th overall) of the 2018 NFL Draft...Waived by the Chiefs on Sept. 14, 2019...Claimed off waivers by the Green Bay Packers on Sept. 16, 2019...Waived by the Packers on Oct. 14, 2019...Signed to the Packers practice squad on Oct. 16, 2019...Signed to the Packers active roster on Oct. 29, 2019...Waived by the Packers on Dec. 2, 2019...Signed to the Philadelphia Eagles practice squad on Dec. 4, 2019...Signed by the Eagles on Jan. 6, 2020...Waived by the Eagles on July 26, 2020...Signed by the Indianapolis Colts on Aug. 16, 2020...Waived by the Colts on Sept. 5, 2020...Signed to the Colts practice squad on Sept. 6, 2020...Signed to the Colts active roster on Sept. 22, 2020...Signed by the Houston Texans as a free agent on March 22, 2021...Signed an extension with the Texans on Dec. 4, 2021.

HONORS:

- ✦ AFC Special Teams Player of the Week (Week 15, 2021)

2021 (Houston 17/2):

- ✦ Appeared in all 17 games (two starts) and totaled 13 defensive tackles (eight solo), eight special teams tackles (all solo) and one fumble recovery
- ✦ Took over kick return duties at Arizona (10/24) and totaled 21 kick returns on the season for 533 yards (25.4 avg.), including a 98-yard kick return touchdown, his first career score
- ✦ Played in his first game as a Texan vs. Jacksonville (9/12) and recorded two special teams tackles
- ✦ Made his first start with the Texans vs. Carolina (9/23) and registered three tackles (two solo)
- ✦ Led the team with two special teams tackles at Buffalo (10/3)
- ✦ Paced the Texans with two special teams tackles and recorded a 44-yard kickoff return vs. the L.A. Rams (10/31)
- ✦ Recovered a muffed punt by PR Chester Rogers at the Titans five-yard line at Tennessee (11/21)
- ✦ Posted season highs with three kick returns for 52 yards, averaging 17.3 yards per return vs. Seattle (12/12)
- ✦ Recorded one solo tackle, one special teams tackle and had two kick returns for 121 yards (60.5 avg.) and one touchdown, the first score of his NFL career, at Jacksonville (12/19). Returned a 98-yard kickoff for a touchdown, marking the first Texans kickoff return touchdown since Week 4 of the 2009 season vs. Oakland
- ✦ Started at cornerback and tied a career high with four

tackles (three solo) vs. the L.A. Chargers (12/26). Lined up at running back and rushed for a seven-yard carry on offense, the first rushing attempt of his NFL career

- ✦ Returned five kicks for 98 yards (19.6 avg.), his second-most kick return yards of the season at San Francisco (1/2/22)

2020 (Indianapolis 10/0, 1/0):

- ✦ Played in 10 regular season games and one postseason contest for the Colts and contributed two special teams tackles

2019 (Kansas City 1/0; Green Bay 7/0; Philadelphia 0/0, 0/0):

- ✦ Played in the season opener for the Chiefs at Jacksonville (9/8)
- ✦ Joined the Packers and appeared in seven games for the team, returning 13 kickoffs for 303 yards (23.3 avg.)
- ✦ Spent the final four weeks of the regular season on the Eagles practice squad

2018 (Kansas City 14/1, 2/0):

- ✦ Saw action in 14 games (one start) as a rookie and recorded one solo tackle, one pass defensed and one fumble recovery. Also tallied four special teams tackles and 33 kickoff returns for 886 yards (26.8 avg.)
- ✦ Returned a kickoff 97 yards at New England
- ✦ Logged his first start and added one pass defensed and a fumble recovery at Seattle (12/23)
- ✦ Recovered a fumble in the AFC Divisional Round game vs. Indianapolis (1/12/19)

COLLEGE:

- ✦ Played four seasons (2014-17) at the University of Central Arkansas in Conway, Ark.
- ✦ Appeared in 48 games and accumulated 146 total tackles (113 solo), nine tackles for loss, 1.0 sack, 38 passes defensed, 15 interceptions, two forced fumbles and one fumble recovery. Also recorded 38 punt returns for 290 yards (7.6 avg.) and one touchdown
- ✦ Saw action in 12 games as a senior (2017) and totaled 41 tackles (27 solo), 2.5 tackles for loss, 11 passes defensed and five interceptions
- ✦ Selected First Team All-Southland Conference as a junior (2016) after notching 35 total tackles (28 solo), 2.5 tackles for loss, 11 passes defensed, two interceptions and a fumble recovery. Also earned All-Southland Conference honorable mention as a punt returner when he returned

PLAYER BIOS



- 24 punts for 219 yards (9.1 avg.) and one touchdown
- Named First Team All-Southland Conference in his sophomore season (2015) when he started 11 games and amassed 51 total tackles (42 solo), 3.0 tackles for loss, 1.0 sack, a career-high 12 passes defensed, five interceptions and two forced fumbles
- Notched a team-high three interceptions and added 19

total tackles (16 solo) as a freshman (2014)

PERSONAL:

- Attended Saks High School in Anniston, Ala.
- Played both quarterback and defensive back and was named to the all-region first team in 2013 and 2014
- Holds his high school's record for most career touchdowns
- Selected as the Player of the Year for District 8 in 2014

om`hj i ;nh`dcb; ag;m`bpg\mn` \nj i ; `a`i nd; no\odod`n

DATE	TEAM	GP	GS	TACKLES								INTERCEPTIONS						FUMBLES				ST				MISC	
				TK	S	A	TFL	YDS	SK	YDS	QBH	NO	YDS	LG	TD	PD	FF	FR	TD	YDS	TK	S	A	FF	FR	S	A
2018	Chiefs	14	1	1	1	0	0	0	0.0	0.0	0	0	0	0	0	1	0	0	0	0	4	3	1	0	1	0	0
2019	Chiefs	1	0	0	0	0	0	0	0.0	0.0	0	0	0	0	0	0	0	0	0	0	0	0	0	0	0	0	
2019	Packers	7	0	0	0	0	0	0	0.0	0.0	0	0	0	0	0	0	0	0	0	0	3	2	1	0	0	0	0
2019	TOTAL	8	0	0	0	0	0	0	0.0	0.0	0	0	0	0	0	0	0	0	0	0	3	2	1	0	0	0	0
2020	Colts	10	0	0	0	0	0	0	0.0	0.0	0	0	0	0	0	0	0	0	0	0	2	2	0	0	0	0	0
2021	Texans	17	2	13	8	5	0	0	0.0	0.0	0	0	0	0	0	0	0	0	0	0	8	8	0	0	1	0	0
NFL TOTALS		49	3	14	9	5	0	0	0.0	0.0	0	0	0	0	0	1	0	0	0	0	17	15	2	0	2	0	0

om`hj i ;nh`dcb; ag;kj non` \nj i ; `a`i nd; no\odod`n

DATE	TEAM	GP	GS	TACKLES								INTERCEPTIONS						FUMBLES				ST				MISC		
				TK	S	A	TFL	YDS	SK	YDS	QBH	NO	YDS	LG	TD	PD	FF	FR	TD	YDS	TK	S	A	FF	FR	S	A	
2018	Chiefs	2	0	1	1	0	0	0	0.0	0.0	0	0	0	0	0	0	0	0	0	0	0	0	0	0	0	1	0	0
2019	Packers	0	0	0	0	0	0	0	0.0	0.0	0	0	0	0	0	0	0	0	0	0	0	0	0	0	0	0	0	0
2020	Colts	1	0	0	0	0	0	0	0.0	0.0	0	0	0	0	0	0	0	0	0	0	0	0	0	0	0	0	0	0
NFL TOTALS		3	0	1	1	0	0	0	0.0	0.0	0	0	0	0	0	0	0	0	0	0	0	0	0	0	0	1	0	0

om`hj i ;nh`dcb; ag;m`bpg\mn` \nj i ; m`opmi ;no\odod`n

DATE	TEAM	KICKOFF RETURNS						PUNT RETURNS					
		RET.	YDS.	AVG.	LG	TD	NO.	FC	YDS.	AVG.	LG	TD	
2018	Chiefs	33	886	26.8	97	0	0	0	0	0.0	0	0	
2019	Chiefs	0	0	0.0	0	0	0	0	0	0.0	0	0	
2019	Packers	13	303	23.3	36	0	4	3	0	0.0	3	0	
2019	TOTAL	13	303	23.3	36	0	4	3	0	0.0	3	0	
2020	Colts	8	180	22.5	33	0	0	0	0	0.0	0	0	
2021	Texans	21	537	25.6	98t	1	1	1	1	1.0	1	0	
NFL TOTALS		75	1,906	25.4	98T	1	5	4	1	0.2	3	0	

om`hj i ;nh`dcb; ag;kj non` \nj i ; m`opmi ;no\odod`n

DATE	TEAM	KICKOFF RETURNS						PUNT RETURNS					
		RET.	YDS.	AVG.	LG	TD	NO.	FC	YDS.	AVG.	LG	TD	
2018	Chiefs	6	138	23.0	29	0	0	0	0	0.0	0	0	
2019	Packers	0	0	0.0	0	0	0	0	0	0.0	0	0	
2020	Colts	0	0	0.0	0	0	0	0	0	0.0	0	0	
NFL TOTALS		6	138	23.0	29	0	0	0	0	0.0	0	0	

nd bg`Hb`h` ;c`dcbnly_ `a`i nd`

- Total Tackles** 4 vs. Los Angeles Chargers, Dec 26, 2021
...1 more at 4.
- Solo Tackles** 3 vs. Los Angeles Chargers, Dec 26, 2021
- Passes Defensed** 1 at Seattle Seahawks, Dec 23, 2018

- Special Teams Tackles** 2 vs. Los Angeles Rams, Oct 31, 2021
...3 more at 2.
- Special Teams Fumble Recoveries** 1 at Tennessee Titans, Nov 21, 2021
...1 more at 1.

PLAYER BIOS



nd bg`Hb`h` ;cdbcn;Hkj non` \nj i U_` a`i nd`

Total Tackles 1 vs. Indianapolis Colts, Jan 12, 2019
Solo Tackles 1 vs. Indianapolis Colts, Jan 12, 2019

Special Teams Fumble Recoveries 1 vs. Indianapolis Colts, Jan 12, 2019

nd bg`Hb`h` ;cdbcnUmi opmi n

All-Purpose Yards 207 at Los Angeles Rams, Nov 19, 2018
Kickoff Returns 7 at Los Angeles Rams, Nov 19, 2018
Kickoff Return Yards 207 at Los Angeles Rams, Nov 19, 2018
Longest Kickoff Return 98t at Jacksonville Jaguars, Dec 19, 2021
Kickoff Return TDs 1 at Jacksonville Jaguars, Dec 19, 2021
Fair Catches 2 at San Francisco 49ers, Nov 24, 2019

Punt Return Yards 3 at New York Giants, Dec 01, 2019
Longest Punt Return 3 at New York Giants, Dec 01, 2019
Punt Returns 2 at San Francisco 49ers, Nov 24, 2019
Kickoff Return Average 45.0 at New England Patriots, Oct 14, 2018
Special Teams Tackles 2 vs. Los Angeles Rams, Oct 31, 2021
 ...3 more at 2.

Most TDs 1 at Jacksonville Jaguars, Dec 19, 2021

nd bg`Hb`h` ;cdbcn;Hkj non` \nj i Umi opmi n

All-Purpose Yards 99 vs. New England Patriots, Jan 20, 2019
Kickoff Returns 4 vs. New England Patriots, Jan 20, 2019
Kickoff Return Yards 99 vs. New England Patriots, Jan 20, 2019

Longest Kickoff Return 29 vs. New England Patriots, Jan 20, 2019
Kickoff Return Average 24.8 vs. New England Patriots, Jan 20, 2019

nd bg`Hb`h` ;cdbcnUj p\mo`mj \^f

Rush Attempts 1 vs. Los Angeles Chargers, Dec 26, 2021
Rushing Yards 7 vs. Los Angeles Chargers, Dec 26, 2021

Longest Runs 7 vs. Los Angeles Chargers, Dec 26, 2021

nd bg`Hb`h` ;cdbcnUj d`f`m

Special Teams Tackles 2 vs. Los Angeles Rams, Oct 31, 2021
 ...3 more at 2.

MKM;b`h`H` tHb`h` ;mi bpg\mth` \nj i ;no\odhod`n;D` s`i nD

W	DATE	OPPONENT	P/S	TACKLES					INTERCEPTIONS					FUMBLES					ST				MISC		W/L/T	SCORE		
				TK	S	A	SK	YDS	TFL	YDS	QBH	NO	YDS	LG	TD	PD	FF	FR	TD	YDS	TK	S	A	FF			FR	S
01	09/12	Jaguars	P	1	0	1	0.0	0.0	0	0	0	0	0	0	0	0	0	0	0	2	2	0	0	0	0	0	W	37-21
02	09/19	at Browns	P	4	2	2	0.0	0.0	0	0	0	0	0	0	0	0	0	0	0	0	0	0	0	0	0	L	21-31	
03	09/23	Panthers	S	3	2	1	0.0	0.0	0	0	0	0	0	0	0	0	0	0	0	0	0	0	0	0	0	L	9-24	
04	10/03	at Bills	P	0	0	0	0.0	0.0	0	0	0	0	0	0	0	0	0	0	0	2	2	0	0	0	0	L	0-40	
05	10/10	Patriots	P	0	0	0	0.0	0.0	0	0	0	0	0	0	0	0	0	0	0	0	0	0	0	0	0	L	22-25	
06	10/17	at Colts	P	0	0	0	0.0	0.0	0	0	0	0	0	0	0	0	0	0	0	0	0	0	0	0	0	L	3-31	
07	10/24	at Cardinals	P	0	0	0	0.0	0.0	0	0	0	0	0	0	0	0	0	0	0	0	0	0	0	0	0	L	5-31	
08	10/31	Rams	P	0	0	0	0.0	0.0	0	0	0	0	0	0	0	0	0	0	0	2	2	0	0	0	0	L	22-38	
09	11/07	at Dolphins	P	0	0	0	0.0	0.0	0	0	0	0	0	0	0	0	0	0	0	0	0	0	0	0	0	L	9-17	
11	11/21	at Titans	P	0	0	0	0.0	0.0	0	0	0	0	0	0	0	0	0	0	0	0	0	0	1	0	0	W	22-13	
12	11/28	Jets	P	0	0	0	0.0	0.0	0	0	0	0	0	0	0	0	0	0	0	0	0	0	0	0	0	L	14-21	
13	12/05	Colts	P	0	0	0	0.0	0.0	0	0	0	0	0	0	0	0	0	0	0	0	0	0	0	0	0	L	0-31	
14	12/12	Seahawks	P	0	0	0	0.0	0.0	0	0	0	0	0	0	0	0	0	0	0	0	0	0	0	0	0	L	13-33	
15	12/19	at Jaguars	P	1	1	0	0.0	0.0	0	0	0	0	0	0	0	0	0	0	0	1	1	0	0	0	0	W	30-16	
16	12/26	Chargers	S	4	3	1	0.0	0.0	0	0	0	0	0	0	0	0	0	0	0	0	0	0	0	0	0	W	41-29	
17	01/02	at 49ers	P	0	0	0	0.0	0.0	0	0	0	0	0	0	0	0	0	0	0	0	0	0	0	0	0	L	7-23	
18	01/09	Titans	P	0	0	0	0.0	0.0	0	0	0	0	0	0	0	0	0	0	0	1	1	0	0	0	0	L	25-28	
2021 TOTALS			17-2	13	8	5	0.0	0.0	0	0	0	0	0	0	0	0	0	0	0	8	8	0	0	1	0	0	4-13	

PLAYER BIOS



2021 KICKOFF RETURNS

W	DATE	OPPONENT	P/S	KICKOFF RETURNS				PUNT RETURNS				W/L	SCORE			
				RET	YDS	AVG	LG	TD	NO	FC	YDS			AVG	LG	TD
01	09/12	Jaguars	P	0	0	0.0	0	0	0	0	0	0.0	0	0	W	37-21
02	09/19	at Browns	P	0	0	0.0	0	0	0	0	0	0.0	0	0	L	21-31
03	09/23	Panthers	S	0	0	0.0	0	0	0	0	0	0.0	0	0	L	9-24
04	10/03	at Bills	P	0	0	0.0	0	0	0	0	0	0.0	0	0	L	0-40
05	10/10	Patriots	P	0	0	0.0	0	0	0	0	0	0.0	0	0	L	22-25
06	10/17	at Colts	P	0	0	0.0	0	0	0	0	0	0.0	0	0	L	3-31
07	10/24	at Cardinals	P	1	27	27.0	27	0	0	0	0	0.0	0	0	L	5-31
08	10/31	Rams	P	1	44	44.0	44	0	1	1	1	1.0	1	0	L	22-38
09	11/07	at Dolphins	P	1	18	18.0	18	0	0	0	0	0.0	0	0	L	9-17
11	11/21	at Titans	P	1	17	17.0	17	0	0	0	0	0.0	0	0	W	22-13
12	11/28	Jets	P	2	50	25.0	28	0	0	0	0	0.0	0	0	L	14-21
13	12/05	Colts	P	2	48	24.0	26	0	0	0	0	0.0	0	0	L	0-31
14	12/12	Seahawks	P	3	52	17.3	24	0	0	0	0	0.0	0	0	L	13-33
15	12/19	at Jaguars	P	2	121	60.5	98t	1	0	0	0	0.0	0	0	W	30-16
16	12/26	Chargers	S	0	0	0.0	0	0	0	0	0	0.0	0	0	W	41-29
17	01/02	at 49ers	P	5	98	19.6	26	0	0	0	0	0.0	0	0	L	7-23
18	01/09	Titans	P	3	62	20.7	28	0	0	0	0	0.0	0	0	L	25-28
2021 TOTALS			17-2	21	537	25.6	98T	1	1	1	1	1.0	1	0	4-13	

2020 KICKOFF RETURNS

W	DATE	OPPONENT	P/S	KICKOFF RETURNS				PUNT RETURNS				W/L	SCORE			
				RET	YDS	AVG	LG	TD	NO	FC	YDS			AVG	LG	TD
01	01/09	at Bills	P	0	0	0.0	0	0	0	0	0	0.0	0	0	L	24-27
2020 TOTALS			1-0	0	0	0.0	0	0	0	0	0	0.0	0	0	0-1	



JORDAN STECKLER



70
OFFENSIVE LINEMAN



Ht: 6-5
DOB: 7/16/1996
Acquired: FA-'20

Wt: 305
College: Northern Illinois
Texans Season: 1
NFL Season: 1

TRANSACTIONS: Signed by the New Orleans Saints as a college free agent on April 27, 2020...Waived by the Saints on Sept. 5, 2020...Signed to the New England Patriots practice squad on Oct. 27, 2020...Released from the Patriots practice squad on Jan. 4, 2021...Signed by the Houston Texans as a free agent on Feb. 5, 2021...Released by the Texans on Aug. 31, 2021...Signed with the Cleveland Browns practice squad on Sept. 2, 2021...Released from the Browns practice squad on Sept. 20, 2021...Signed to the Texans practice squad on Oct. 5, 2021...Elevated to the Texans active roster on Dec. 18, 2021...Reverted back to the Texans practice squad on Dec. 20, 2021...Elevated to the Texans active roster as a COVID-19 Replacement on Dec. 25, 2021...Reverted back to the Texans practice squad on Dec. 27, 2021...Elevated to the Texans active roster as a COVID-19 Replacement on Jan. 1, 2022...Reverted back to the Texans practice squad on Jan. 3, 2022...Signed a reserve/future contract with the Texans on Jan. 11, 2022.

2021 (Houston 2/0):

- ✦ Played in two games in his first season as Texan
- ✦ Served as a COVID-19 Replacement on the active roster at Jacksonville (12/19) but did not see game action
- ✦ Played in his first NFL game vs. the L.A. Chargers (12/26), earning snaps on special teams
- ✦ Earned two snaps on special teams at San Francisco (1/2/22)

2020 (New England 0/0; New Orleans 0/0, 0/0):

- ✦ Spent the offseason with the New Orleans Saints after signing as a college free agent
- ✦ Appeared on the Patriots' practice squad from Weeks 8-17

COLLEGE:

- ✦ Played four seasons (2016-19) at Northern Illinois University in DeKalb, Ill. after redshirting his freshman season (2015)
- ✦ Started 43 career games of 47 played during his four-year career
- ✦ Started every game at right tackle in 2019 and was a consensus first-team All-MAC selection after helping the offense average 5.2 yards per play
- ✦ Was a starter at right tackle in 10 games as a junior (2018) despite battling injuries
- ✦ Appeared in 13 games in 2017 and helped the offense average 379.8 yards per game
- ✦ Was an Academic All-MAC and MAC Distinguished Scholar-Athlete selection, as he played in 12 games with seven starts at right guard in 2016
- ✦ Redshirted as a freshman in 2015

PERSONAL:

- ✦ Attended Two Rivers (Wis.) High School
- ✦ As a senior, blocked for an offense that averaged 29.4 points per game and was an All-State honorable mention selection by the Wisconsin coaches
- ✦ Also was a standout basketball player for the Raiders

ej m \i ;no`^f g` nB;i ag;m bpg\m\` \nj i ;no\ocho`n

DATE	TEAM	GP	GS
2021	Texans	2	0
NFL TOTALS		2	0

PLAYER BIOS



MM; b \ h ` H | t H \ h ` ; m i b p g \ m h ` \ n j i ; n o \ o h a d ` n ; Q ` s \ i n D

W	DATE	OPPONENT	P/S		W/L	SCORE
01	09/12	Jaguars		NOT ON ROSTER	W	37-21
02	09/19	at Browns		NOT ON ROSTER	L	21-31
03	09/23	Panthers		NOT ON ROSTER	L	9-24
04	10/03	at Bills		NOT ON ROSTER	L	0-40
05	10/10	Patriots		PRACTICE SQUAD	L	22-25
06	10/17	at Colts		PRACTICE SQUAD	L	3-31
07	10/24	at Cardinals		PRACTICE SQUAD	L	5-31
08	10/31	Rams		PRACTICE SQUAD	L	22-38
09	11/07	at Dolphins		PRACTICE SQUAD	L	9-17
11	11/21	at Titans		PRACTICE SQUAD	W	22-13
12	11/28	Jets		PRACTICE SQUAD	L	14-21
13	12/05	Colts		PRACTICE SQUAD	L	0-31
14	12/12	Seahawks		PRACTICE SQUAD	L	13-33
15	12/19	at Jaguars		PRACTICE SQUAD	W	30-16
16	12/26	Chargers	P		W	41-29
17	01/02	at 49ers	P		L	7-23
18	01/09	Titans		PRACTICE SQUAD	L	25-28
2021 TOTALS			2-0		4-13	



M.J.
STEWART



21
DEFENSIVE BACK

Ht: 5-11 Wt: 200
 DOB: 9/16/1995 College: North Carolina
 Texans Season: 1 NFL Season: 5
 Acquired: UFA-'22 (CLE)

TRANSACTIONS: Selected by the Tampa Bay Buccaneers in the second round (53rd overall) of the 2018 NFL Draft...Released by the Buccaneers on Aug. 6, 2020...Claimed off waivers by the Cleveland Browns on Aug. 8, 2020...Signed with the Houston Texans as an unrestricted free agent on March 24, 2022.

2021 (Cleveland 13/3):

- ✦ Tied his career-high with 28 tackles (10 solo), also notching four passes defended, two tackles for loss and his first career forced fumble
- ✦ Led the team with a career-high 11 tackles (eight solo) in addition to one pass defended and his first career forced fumble vs. Las Vegas (12/20)
- ✦ Paced the Browns with 10 tackles (nine solo) and two tackles for loss at Green Bay (12/25)
- ✦ Tallied five tackles (two solo) and two passes defended at Pittsburgh (1/3/22)

2020 (Cleveland 16/0, 2/1):

- ✦ Notched three tackles (two solo), 1.0 sack and a team-high two tackles for loss at Dallas (10/4). Dropped QB Dak Prescott for a six-yard loss and his first career sack
- ✦ Recorded his first career interception at Tennessee (12/6), also posting three tackles (two solo) and two passes defended
- ✦ Tied his season high with four tackles (three solo) and logged his second career interception vs. Pittsburgh (1/3/21)
- ✦ Made his first start of the season and first career postseason appearance in the Wild Card Round at Pittsburgh (1/10/21), notching nine tackles (all solo), one interception, one tackle for loss and one pass defended
- ✦ Appeared in the Divisional Round at Kansas City (1/17/21) and totaled four tackles (three solo)

2019 (Tampa Bay 10/1):

- ✦ Logged a career high-tying 28 tackles (seven solo) on the season as well as two passes defended
- ✦ Posted a season-high nine tackles (eight solo) as well as one pass defended at the L.A. Rams (9/29)
- ✦ Recorded eight tackles (six solo) vs. Arizona (11/10)
- ✦ Tallied five tackles (four solo) and one pass defended in the season finale vs. Atlanta (12/29)

2018 (Tampa Bay 11/5):

- ✦ Played in his first NFL game at New Orleans (9/9), posting four tackles (all solo)
- ✦ Started his first NFL game vs. Philadelphia (9/16) and posted five tackles (four solo), one quarterback hit and one tackle for loss
- ✦ Totaled a season-high eight tackles (all solo) and one pass defended vs. Pittsburgh (9/24)
- ✦ Logged two tackles (both solo), one quarterback hit, one tackle for loss and one pass defended at Atlanta (10/14)

COLLEGE:

- ✦ Played four seasons (2014-17) at the University of North Carolina in Chapel Hill, N.C.
- ✦ Named honorable mention All-ACC in his final two seasons and second-team All-ACC as a sophomore
- ✦ Started all 12 games as a senior (2017) and tallied 45 tackles, five tackles for loss, 2.0 sacks, two quarterback hits and 12 passes defended, also returning 15 punts for 170 yards (11.3 avg.)
- ✦ Ranked sixth on the team with 66 tackles as a junior (2016) and had a team-high 11 passes defended, a team-best two forced fumbles and three fumble recoveries
- ✦ Tied for the ACC lead with 18 passes defended as a sophomore (2015), also recording 62 tackles, 2.5 tackles for loss, 1.0 sack, one forced fumble and four interceptions
- ✦ Appeared in 12 games as a freshman (2014) and finished with 26 tackles (14 solo), four passes defended, two interceptions and half a tackle for loss

PERSONAL:

- ✦ Attended Yorktown High School in Arlington, Va., where he played a variety of positions including running back, wide receiver, safety and cornerback
- ✦ Ran for 1,428 yards and 24 touchdowns as a senior
- ✦ Was twice named first-team All-Met by The Washington Post
- ✦ Earned his conference's offensive player of the year as a junior and also picked up All-Northeast Region and all-district honors
- ✦ Totaled 77 tackles, 10 interceptions and returned three punts for touchdowns as a junior
- ✦ Son of Marvin Sr. and Rhonda

PLAYER BIOS



h l e l ; n o ` r \ m o b ; i a g ; m b p g \ m n ` \ n j i ; _ ` a ` i n d ; n o \ o d h o d ` n

DATE	TEAM	GP	GS	TACKLES							INTERCEPTIONS					FUMBLES				ST				MISC			
				TK	S	A	TFL	YDS	SK	YDS	QBH	NO	YDS	LG	TD	PD	FF	FR	TD	YDS	TK	S	A	FF	FR	S	A
2018	Buccaneers	11	5	29	27	2	2	6	0.0	0.0	2	0	0	0	0	3	0	0	0	0	4	4	0	0	0	0	0
2019	Buccaneers	10	1	35	28	7	0	0	0.0	0.0	0	0	0	0	0	2	0	0	0	0	0	0	0	0	0	0	
2020	Browns	16	0	17	13	4	2	8	1.0	6.0	1	2	51	30	0	3	0	0	0	0	5	5	0	0	0	0	
2021	Browns	13	3	38	28	10	2	2	0.0	0.0	0	0	0	0	0	4	1	0	0	0	9	6	3	0	0	0	
NFL TOTALS		50	9	119	96	23	6	16	1.0	6.0	3	2	51	30	0	12	1	0	0	0	18	15	3	0	0	0	

h l e l ; n o ` r \ m o b ; i a g ; k j n o n ` \ n j i ; _ ` a ` i n d ; n o \ o d h o d ` n

DATE	TEAM	GP	GS	TACKLES							INTERCEPTIONS					FUMBLES				ST				MISC		
				TK	S	A	TFL	YDS	SK	YDS	QBH	NO	YDS	LG	TD	PD	FF	FR	TD	YDS	TK	S	A	FF	FR	S
2020	Browns	2	1	13	12	1	1	2	0.0	0.0	0	1	3	3	0	1	0	0	0	0	1	1	0	0	0	0
NFL TOTALS		2	1	13	12	1	1	2	0.0	0.0	0	1	3	3	0	1	0	0	0	0	1	1	0	0	0	

nd bg ` H b ` h ` ; c d c n j _ ` a ` i n d `

Total Tackles	11 vs. Las Vegas Raiders, Dec 20, 2021	Tackles For Loss	2 at Green Bay Packers, Dec 25, 2021 ...1 more at 2.
Solo Tackles	9 at Green Bay Packers, Dec 25, 2021	Interceptions	1 vs. Pittsburgh Steelers, Jan 03, 2021 ...1 more at 1.
Sacks	1.0 at Dallas Cowboys, Oct 04, 2020	Interception Return Yards	30 vs. Pittsburgh Steelers, Jan 03, 2021
Passes Defensed	2 at Pittsburgh Steelers, Jan 03, 2022 ...1 more at 2.	Special Teams Tackles	2 at Pittsburgh Steelers, Jan 03, 2022 ...4 more at 2.
Forced Fumbles	1 vs. Las Vegas Raiders, Dec 20, 2021		

nd bg ` H b ` h ` ; c d c n ; k j n o n ` \ n j i j _ ` a ` i n d `

Total Tackles	9 at Pittsburgh Steelers, Jan 10, 2021	Interceptions	1 at Pittsburgh Steelers, Jan 10, 2021
Solo Tackles	9 at Pittsburgh Steelers, Jan 10, 2021	Interception Return Yards	3 at Pittsburgh Steelers, Jan 10, 2021
Passes Defensed	1 at Pittsburgh Steelers, Jan 10, 2021	Special Teams Tackles	1 at Pittsburgh Steelers, Jan 10, 2021
Tackles For Loss	1 at Pittsburgh Steelers, Jan 10, 2021		

M K M ; b ` h ` H t H b ` h ` ; m i b p g \ m n ` \ n j i ; n o \ o d h o d ` n ; C j r i n D

W	DATE	OPPONENT	P/S	TACKLES							INTERCEPTIONS					FUMBLES				ST				MISC				
				TK	S	A	SK	YDS	TFL	YDS	QBH	NO	YDS	LG	TD	PD	FF	FR	TD	YDS	TK	S	A	FF	FR	S	A	W/L
01	09/12	at Chiefs	P	4	3	1	0.0	0.0	0	0	0	0	0	0	0	0	0	0	0	1	0	1	0	0	0	0	L	29-33
02	09/19	Texans	P	0	0	0	0.0	0.0	0	0	0	0	0	0	0	0	0	0	0	0	0	0	0	0	0	0	W	31-21
03	09/26	Bears	P	0	0	0	0.0	0.0	0	0	0	0	0	0	0	0	0	0	0	2	1	1	0	0	0	0	W	26-6
04	10/03	at Vikings	P	3	3	0	0.0	0.0	0	0	0	0	0	0	0	0	0	0	0	1	1	0	0	0	0	0	W	14-7
05	10/10	at Chargers	P	0	0	0	0.0	0.0	0	0	0	0	0	0	0	0	0	0	0	0	0	0	0	0	0	0	L	42-47
06	10/17	Cardinals		DID NOT PLAY																					L	14-37		
07	10/21	Broncos		DID NOT PLAY																						W	17-14	
08	10/31	Steelers		DID NOT PLAY																						L	10-15	
09	11/07	at Bengals		DID NOT PLAY																							W	41-16
10	11/14	at Patriots	P	0	0	0	0.0	0.0	0	0	0	0	0	0	0	0	0	0	0	0	0	0	0	0	0	0	L	7-45
11	11/21	Lions	P	0	0	0	0.0	0.0	0	0	0	0	0	0	0	0	0	0	0	0	0	0	0	0	0	0	W	13-10
12	11/28	at Ravens	P	0	0	0	0.0	0.0	0	0	0	0	0	0	0	0	0	0	0	0	0	0	0	0	0	0	L	10-16
14	12/12	Ravens	P	2	2	0	0.0	0.0	0	0	0	0	0	0	0	0	0	0	0	2	2	0	0	0	0	0	W	24-22
15	12/20	Raiders	S	11	8	3	0.0	0.0	0	0	0	0	0	0	1	1	0	0	0	0	0	0	0	0	0	0	L	14-16
16	12/25	at Packers	S	10	9	1	0.0	0.0	2	2	0	0	0	0	0	0	0	0	0	0	0	0	0	0	0	0	L	22-24
17	01/03	at Steelers	S	5	2	3	0.0	0.0	0	0	0	0	0	0	2	0	0	0	0	2	2	0	0	0	0	0	L	14-26
18	01/09	Bengals	P	3	1	2	0.0	0.0	0	0	0	0	0	0	1	0	0	0	0	1	0	1	0	0	0	0	W	21-16
2021 TOTALS		13-3		38	28	10	0.0	0.0	2	2	0	0	0	0	4	1	0	0	0	9	6	3	0	0	0	0	8-9	



DEREK
STINGLEY JR.



24
DEFENSIVE BACK

Ht: 6-0
DOB: 6/20/2001
Texans Season: R
Acquired: 07a-'22

Wt: 190
College: LSU
NFL Season: R

TRANSACTIONS: Selected by the Houston Texans in the first round (third overall) of the 2022 NFL Draft.

COLLEGE:

- ✦ Played three seasons (2019-21) at LSU in Baton Rouge, La., where he started 25 games and recorded 73 tackles, seven tackles for loss, six interceptions and 21 passes defended

2021 (LSU):

- ✦ Started the first three games of his junior season before being sidelined for the remainder of the year due to a foot injury
- ✦ Notched eight tackles, 3.5 tackles for loss and one forced fumble
- ✦ Tallied four tackles, 1.5 tackles for loss and a forced fumble vs. Central Michigan (9/18)

2020 (LSU):

- ✦ Started seven games at cornerback and tallied 27 tackles, 2.5 tackles for loss and five passes defended
- ✦ Named first-team All-America by the American Football Coaches Association for the second consecutive year
- ✦ Earned first-team All-SEC honors from the Associated Press and the league's coaches
- ✦ Tied his career high with six tackles (five solo) at Vanderbilt (10/3)
- ✦ Notched five tackles (four solo), a tackle for loss and a forced fumble at Auburn (10/31)
- ✦ Broke up a season-high three passes at Texas A&M (11/28)

2019 (LSU):

- ✦ Started all 15 games as a true freshman and registered 38 tackles and one tackle for loss
- ✦ Earned consensus first-team All-America honors from the AFCA, Associated Press, ESPN, The Athletic, CBS, Sports Illustrated, Sporting News and USA Today
- ✦ Named first-team All-SEC and the unanimous selection for SEC Newcomer of the Year by the Associated Press

- ✦ Helped the Tigers to a 15-0 record and a win in the College Football Playoff National Championship
- ✦ Led the SEC and ranked No. 5 nationally with six interceptions while pacing the SEC and ranking No. 2 in the nation with 21 passes defended
- ✦ Grabbed his first career interception at Vanderbilt (9/21), adding five tackles (all solo) and a career-high four passes defended
- ✦ Wrapped up a career-high six tackles (five solo) vs. Florida (10/12) while defending two passes and recording an interception
- ✦ Recorded a season-high two interceptions, three passes defended and made five tackles in the SEC Championship Game vs. Georgia (12/7)

PERSONAL:

- ✦ Attended Dunham School in Baton Rouge, La., where he saw action at safety, cornerback, wide receiver and as a return specialist
- ✦ Was a consensus five-star prospect that Rivals rated as the nation's No. 1 player in the class of 2019
- ✦ Named a finalist for the 2018-19 Gatorade National Football Player of the Year and won Louisiana's Gatorade Player of the Year honors for 2018
- ✦ Led Dunham to the Louisiana Division III quarterfinals during his senior campaign, when he posted 24 receptions for 678 yards and eight touchdowns, rushed for 192 yards and four touchdowns and also notched four interceptions on defense, returning one for a touchdown
- ✦ Intercepted 14 passes over the final 20 games of his high school career
- ✦ Earned MVP honors on both offense and defense for his district as well as being first-team All-District on both sides of the ball
- ✦ Father, Derek, played cornerback in college at Purdue before transferring to Triton College to play baseball, and was later selected in the 1993 MLB Draft by the Philadelphia Phillies
- ✦ Grandfather, Darryl, was a first round draft pick of the New England Patriots out of Purdue in 1973



TAVIERRE
THOMAS

37
DEFENSIVE BACK



Ht: 5-10 Wt: 205
DOB: 3/11/1996 College: Ferris State
Texans Season: 2 NFL Season: 5
Acquired: FA-'21

TRANSACTIONS: Signed by the Arizona Cardinals as a college free agent on April 30, 2018...Waived by the Cardinals on Sept. 1, 2018...Claimed off waivers by the Cleveland Browns on Sept. 2, 2018...Signed by the Houston Texans as a free agent on March 22, 2021.

HONORS:

AFC Defensive Player of the Week (Week 16, 2021)

2021 (Houston 17/8):

- ✦ Posted career-highs in games played (17), starts (eight), tackles (78 total, 46 solo), interceptions (two) and passes defended (four). Also tallied one tackle for loss, one quarterback hit, his first career pick-six, first career forced fumble and eight special teams tackles (five solo)
- ✦ Appeared in his first game as a Texan vs. Jacksonville (9/12), playing on special teams
- ✦ Registered his first tackle as a Texan at Cleveland (9/19)
- ✦ Made his first start as a Texan at Buffalo (10/3), tallying seven tackles (four solo)
- ✦ Logged four tackles (two solo) vs. New England (10/10)
- ✦ Made his second start of the season at Indianapolis (10/17), totaling five tackles (three solo) on defense and one tackle on special teams
- ✦ Finished tied for second on the team with seven tackles (two solo) along with one pass defended vs. the L.A. Rams (10/31)
- ✦ Tied for second-most tackles on the team with eight (six solo) at Miami (11/7)
- ✦ Led the team with three special teams tackles, also tallying five tackles on defense (three solo) at Tennessee (11/21)
- ✦ Finished with three tackles (all solo), a pass defended and one special teams tackle vs. the N.Y. Jets (11/28). Recorded his first career interception, picking off a pass from QB Zach Wilson
- ✦ Finished with four tackles (two solo), one tackle for loss and his first forced fumble of his career vs. Indianapolis (12/5)
- ✦ Tied for the team lead with a career-high 11 tackles (seven solo) at Jacksonville (12/19)
- ✦ Placed second on the team with eight tackles (six solo), tied for the third-highest total of his career, vs. the L.A. Chargers (12/26). Intercepted a pass from QB Justin Herbert and returned it 48 yards for a touchdown, his second interception of the season and first career score

- ✦ Finished with seven tackles (five solo), a quarterback hit and two special teams tackles vs. Tennessee (1/9/22)

2020 (Cleveland 16/3, 2/0):

- ✦ Played in all 16 regular season games (three starts) and notched 20 total tackles (19 solo), 1.0 sack, two tackles for loss, one quarterback hit, one forced fumble and one fumble recovery. Also finished second on the Browns with 11 special teams tackles
- ✦ Recorded his first sack of the season at Baltimore (9/13) for a seven-yard loss
- ✦ Started his first game for the Browns and logged a season-high nine solo tackles vs. Cincinnati (9/17)
- ✦ Registered five special teams tackles at Dallas (10/4), which was the most by a Browns player since 2004

2019 (Cleveland 16/0):

- ✦ Saw action in all 16 games, primarily on special teams and accumulated nine special teams tackles and one fumble recovery

2018 (Cleveland 13/0):

- ✦ Appeared in 13 games, totaling seven special teams tackles and one solo tackle

COLLEGE:

- ✦ Played four seasons (2014-17) at Ferris State University in Big Rapids, Mich.
- ✦ Named Great Lakes Intercollegiate Athletic Conference (GLIAC) defensive back of the year as a senior when he led Ferris to a fourth-straight playoff appearance as a senior (2017). Tallied four interceptions and a team-high 18 pass breakups
- ✦ Earned consensus All-America accolades as a junior (2016) after finishing the year with 59 total tackles (36 solo), a team-high six interceptions and 15 pass breakups
- ✦ Notched 48 total tackles (28 solo), three interceptions and one forced fumble in his sophomore season (2015) for the Bulldogs
- ✦ Walked on as a freshman (2014), appearing in five games and logging one interception

PERSONAL:

- ✦ Attended Detroit (Mich.) Allen High School
- ✦ Played against Texans DB Desmond King II in high school
- ✦ Went to Ferris State on an academic scholarship after posting a 3.8 GPA in high school

PLAYER BIOS



o\qd mm;ocj h\nBj ag;m bpg\mn` \nj i ; `a`i nd;no\odhod`n

DATE	TEAM	GP	GS	TACKLES							INTERCEPTIONS						FUMBLES				ST				MISC			
				TK	S	A	TFL	YDS	SK	YDS	QBH	NO	YDS	LG	TD	PD	FF	FR	TD	YDS	TK	S	A	FF	FR	S	A	
2018	Browns	13	0	1	1	0	0	0	0.0	0.0	0	0	0	0	0	0	0	0	0	0	0	7	6	1	0	0	0	0
2019	Browns	16	0	0	0	0	0	0	0.0	0.0	0	0	0	0	0	0	0	0	0	0	0	9	4	5	0	1	0	0
2020	Browns	16	3	20	19	1	2	12	1.0	7.0	1	0	0	0	0	0	0	1	0	0	10	10	0	1	0	0	0	
2021	Texans	17	8	78	46	32	1	0	0.0	0.0	1	2	48	48t	1	4	1	0	0	0	8	5	3	0	0	0	0	
NFL TOTALS		62	11	99	66	33	3	12	1.0	7.0	2	2	48	48T	1	4	1	1	0	0	34	25	9	1	1	0	0	

o\qd mm;ocj h\nBj ag;kj non` \nj i ; `a`i nd;no\odhod`n

DATE	TEAM	GP	GS	TACKLES							INTERCEPTIONS						FUMBLES				ST				MISC			
				TK	S	A	TFL	YDS	SK	YDS	QBH	NO	YDS	LG	TD	PD	FF	FR	TD	YDS	TK	S	A	FF	FR	S	A	
2020	Browns	2	0	1	1	0	0	0	0.0	0.0	0	0	0	0	0	0	0	0	0	0	0	3	1	2	0	0	0	0
NFL TOTALS		2	0	1	1	0	0	0	0.0	0.0	0	0	0	0	0	0	0	0	0	0	0	3	1	2	0	0	0	0

nd bg`Hb`h` ;c\bcnly_`a`i nd`

Total Tackles	11 at Jacksonville Jaguars, Dec 19, 2021	Tackles For Loss	1 vs. Indianapolis Colts, Dec 05, 2021
Solo Tackles	9 vs. Cincinnati Bengals, Sep 17, 2020		...2 more at 1.
Sacks	1.0 at Baltimore Ravens, Sep 13, 2020	Interceptions	1 vs. Los Angeles Chargers, Dec 26, 2021
Passes Defensed	1 vs. Los Angeles Chargers, Dec 26, 2021		...1 more at 1.
	...3 more at 1.	Interception Return Yards	48 vs. Los Angeles Chargers, Dec 26, 2021
Forced Fumbles	1 vs. Indianapolis Colts, Dec 05, 2021	Special Teams Tackles	5 at Dallas Cowboys, Oct 04, 2020
Fumble Recoveries	1 vs. Washington Football Team, Sep 27, 2020	Special Teams Forced Fumbles	1 at New York Giants, Dec 20, 2020
		Special Teams Fumble Recoveries	1 at New England Patriots, Oct 27, 2019

nd bg`Hb`h` ;c\bcn;Hkj non` \nj i y_`a`i nd`

Total Tackles	1 at Pittsburgh Steelers, Jan 10, 2021	Special Teams Tackles	3 at Pittsburgh Steelers, Jan 10, 2021
Solo Tackles	1 at Pittsburgh Steelers, Jan 10, 2021		

MKM;b`h`H` t`Hb`h` ;m` bpg\mth` \nj i ;no\odhod`n;D` s`i nD

W	DATE	OPPONENT	P/S	TACKLES							INTERCEPTIONS						FUMBLES				ST				MISC		W/L	SCORE	
				TK	S	A	SK	YDS	TFL	YDS	QBH	NO	YDS	LG	TD	PD	FF	FR	TD	YDS	TK	S	A	FF	FR	S			A
01	09/12	Jaguars	P	0	0	0	0.0	0.0	0	0	0	0	0	0	0	0	0	0	0	0	0	0	0	0	0	0	0	W	37-21
02	09/19	at Browns	P	1	0	1	0.0	0.0	0	0	0	0	0	0	0	0	0	0	0	0	0	0	0	0	0	0	L	21-31	
03	09/23	Panthers	P	0	0	0	0.0	0.0	0	0	0	0	0	0	0	0	0	0	0	0	0	0	0	0	0	0	L	9-24	
04	10/03	at Bills	S	7	3	4	0.0	0.0	0	0	0	0	0	0	0	0	0	0	0	0	0	0	0	0	0	0	L	0-40	
05	10/10	Patriots	P	4	2	2	0.0	0.0	0	0	0	0	0	0	0	0	0	0	0	0	0	0	0	0	0	0	L	22-25	
06	10/17	at Colts	S	5	3	2	0.0	0.0	0	0	0	0	0	0	0	0	0	0	0	0	1	1	0	0	0	0	L	3-31	
07	10/24	at Cardinals	P	4	2	2	0.0	0.0	0	0	0	0	0	0	0	1	0	0	0	0	0	0	0	0	0	0	L	5-31	
08	10/31	Rams	S	7	2	5	0.0	0.0	0	0	0	0	0	0	0	1	0	0	0	0	0	0	0	0	0	0	L	22-38	
09	11/07	at Dolphins	P	8	6	2	0.0	0.0	0	0	0	0	0	0	0	0	0	0	0	0	0	0	0	0	0	0	L	9-17	
11	11/21	at Titans	P	5	3	2	0.0	0.0	0	0	0	0	0	0	0	0	0	0	0	0	4	3	1	0	0	0	W	22-13	
12	11/28	Jets	S	3	3	0	0.0	0.0	0	0	0	1	0	0	0	1	0	0	0	0	1	0	1	0	0	0	L	14-21	
13	12/05	Colts	P	4	3	1	0.0	0.0	1	0	0	0	0	0	0	0	1	0	0	0	0	0	0	0	0	0	L	0-31	
14	12/12	Seahawks	S	2	0	2	0.0	0.0	0	0	0	0	0	0	0	0	0	0	0	0	0	0	0	0	0	0	L	13-33	
15	12/19	at Jaguars	S	11	7	4	0.0	0.0	0	0	0	0	0	0	0	0	0	0	0	0	0	0	0	0	0	0	W	30-16	
16	12/26	Chargers	S	8	6	2	0.0	0.0	0	0	0	1	48	48	1	1	0	0	0	0	0	0	0	0	0	0	W	41-29	
17	01/02	at 49ers	P	2	1	1	0.0	0.0	0	0	0	0	0	0	0	0	0	0	0	0	0	0	0	0	0	0	L	7-23	
18	01/09	Titans	S	7	5	2	0.0	0.0	0	0	1	0	0	0	0	0	0	0	0	0	2	1	1	0	0	0	L	25-28	
2021 TOTALS		17-8	78	46	32	0.0	0.0	1	0	1	2	48	48T	1	4	1	0	0	0	8	5	3	0	0	0	0	4-13		



LAREMY
TUNSIL

78
OFFENSIVE LINEMAN



Ht: 6-5 Wt: 313
 DOB: 8/2/1994 College: Mississippi
 Texans Season: 4 NFL Season: 7
 Acquired: T-'19 (MIA)

TRANSACTIONS: Selected by the Miami Dolphins in the first round (13th overall) of the 2016 NFL Draft...Traded to the Houston Texans on Sept. 1, 2019...Signed a contract extension with the Texans on April 24, 2020...Placed on the Reserve/COVID-19 List on Aug. 13, 2021...Activated from the Reserve/COVID-19 List on Aug. 30, 2021...Placed on the Reserve/Injured List on Oct. 16, 2021.

HONORS:

- Pro Bowl selection (2x – 2019-20)
- 2016 PFWA All-Rookie Team

2021 (Houston 5/5):

- Started all five games he played in at left tackle prior to being placed on the Reserve/Injured List
- Started in the season opener vs. Jacksonville (9/12) and helped the offense score 37 points, the highest Week 1 point total in franchise history
- Helped pave the way for an offense that averaged 6.4 yards per play vs. New England (10/10), the team's highest mark of the season

2020 (Houston 14/14):

- Earned Pro Bowl honors for the second-consecutive season after starting 14 games at left tackle for a team that recorded the highest passing yards per play in the NFL (8.31)
- Started at left tackle at Kansas City (9/10) in which the Texans rushed for 5.4 yards per attempt
- Blocked for QB Deshaun Watson at left tackle as Watson threw for 300 passing yards and two touchdowns vs. Minnesota (10/4)
- Started at left tackle vs. Jacksonville (10/11) and helped the Texans record 486 net yards and an average of 8.4 yards per play, which was the third-highest average in franchise history
- Blocked for QB Deshaun Watson at left tackle as Watson passed for 318 yards and four passing touchdowns at Detroit (11/26)
- Started at left tackle as part of an offensive line that helped the Texans offense average a franchise record 9.6 yards per play vs. Cincinnati (12/27)

2019 (Houston 14/14, 2/2):

- Named to his first career Pro Bowl after being acquired via trade just eight days prior to Week 1
- Started in his Texans debut at New Orleans (9/9) and helped pave the way for a 7.83 rushing average, the

- second-best mark in a single game in franchise history
- Started at left tackle in the Week 3 win over the L.A. Chargers (9/22) and helped protect QB Deshaun Watson's 351-yard, three-touchdown passing performance
- Played in every offensive snap at Indianapolis (10/20) as part of an offensive line that paved the way for 391 yards of total offense
- Played in every offensive snap in his fourth consecutive start at left tackle vs. Atlanta (10/6), protecting QB Deshaun Watson who completed 84.8 percent of his passes for 426 yards and five touchdowns
- Started at left tackle at Kansas City (10/13) as part of an offensive line that did not allow a sack on QB Deshaun Watson for the second-consecutive week, the first time the Texans had accomplished the feat since Weeks 1-2 of the 2014 season
- Started at left tackle vs. Indianapolis (11/21) and helped block for 396 total net yards of offense, the eighth time on the season the Texans posted more than 350 total net yards
- Started at left tackle in the Wild Card Round vs. Buffalo (1/4/20), his second career playoff game and helped pave the way for the third most rushing yards in a postseason game in franchise history (141)
- Started at left tackle in the Divisional Round at Kansas City (1/12/20) and helped the offense gain the most total net yards (442) and most net passing yards (348) in a postseason game in franchise history

2018 (Miami 15/15):

- Started in 15 games for the Dolphins, paving the way for a run game that averaged 4.68 yards per play, the ninth-best average in the league
- Paved the way for a season-high 541 net yards of total offense in the Week 6 win vs. Chicago (10/14), including 380 yards and three touchdowns passing and 161 yards rushing on 31 carries (5.2 avg.)
- Blocked for an offense that produced 412 total net yards vs. New England (12/9) with 265 yards and three touchdowns passing and 161 yards and three touchdowns rushing

2017 (Miami 15/15):

- Started in 15 games at left tackle as part of an offensive line that ranked 10th in the league in sacks per pass attempt with 5.48 percent

PLAYER BIOS



- Blocked for RB Jay Ajayi's 122 yards at L.A. Chargers (9/17), which snapped the Chargers' streak of 17-straight games without allowing a 100-yard rusher
- Started at left tackle and blocked for RB Kenyan Drake's first-career 100-yard performance with 120 yards and one touchdown vs. Denver (12/3)
- Paved the way for 114 yards rushing from RB Kenyan Drake vs. New England (12/11), his second-consecutive 100-yard performance

2016 (Miami 14/14, 1/1):

- Started 14 games in his rookie season, 12 at left guard and two at left tackle, becoming the first player in Dolphins history to start at least one game at guard and tackle in his rookie season
- Allowed just 0.5 sacks in his 12 starts at left guard
- Part of an offensive line that helped RB Jay Ajayi eclipse the 1,000-yard rushing mark for the first time in his career, rushing the 1,272 yards, the third-best total in Dolphins history
- Paved the way for two straight 200-yard performances

from RB Jay Ajayi with 204 yards vs. Pittsburgh (10/16) and 214 yards vs. Buffalo (10/23)

COLLEGE:

- Played three seasons (2013-15) at the University of Mississippi in Oxford, Miss., appearing in 29 games (26 starts) for the Rebels
- As a junior, helped the Rebels average 201.7 yards rushing and 514.0 total yards per game
- Earned second-team All-America and first-team All-SEC honors in back-to-back seasons (sophomore and junior)
- Played in 12 games (9 starts) as a true freshman and was named to the SEC All-Freshman team, earned freshman All-American honors and became only the second player in Ole Miss history to earn second-team All-SEC honors

PERSONAL:

- Attended Columbia (Fla.) High School, where he was a Class 6A All-State tackle and was ranked the fifth-best recruit in the nation by ESPN
- Son of Desiree Tunsil
- His brother, Alex Weber, was a wide receiver at Ole Miss

g\m h t ;opi n d b i ; ag ;m b p g \m n ` \n j i ; no \o d h o d n

DATE	TEAM	GP	GS
2016	Dolphins	14	14
2017	Dolphins	15	15
2018	Dolphins	15	15
2019	Texans	14	14
2020	Texans	14	14
2021	Texans	5	5
NFL TOTALS		77	77

g\m h t ;opi n d b i ; ag ;k j non ` \n j i ; no \o d h o d n

DATE	TEAM	GP	GS
2016	Dolphins	1	1
2019	Texans	2	2
NFL TOTALS		3	3

PLAYER BIOS



MM;b\h`H|tHb\h`;mi bpg\mth`\nj i ;no\odhad'n;Qb`s\i nD

W	DATE	OPPONENT	P/S		W/L	SCORE
01	09/12	Jaguars	S		W	37-21
02	09/19	at Browns	S		L	21-31
03	09/23	Panthers	S		L	9-24
04	10/03	at Bills	S		L	0-40
05	10/10	Patriots	S		L	22-25
06	10/17	at Colts		RESERVE/INJURED	L	3-31
07	10/24	at Cardinals		RESERVE/INJURED	L	5-31
08	10/31	Rams		RESERVE/INJURED	L	22-38
09	11/07	at Dolphins		RESERVE/INJURED	L	9-17
11	11/21	at Titans		RESERVE/INJURED	W	22-13
12	11/28	Jets		RESERVE/INJURED	L	14-21
13	12/05	Colts		RESERVE/INJURED	L	0-31
14	12/12	Seahawks		RESERVE/INJURED	L	13-33
15	12/19	at Jaguars		RESERVE/INJURED	W	30-16
16	12/26	Chargers		RESERVE/INJURED	W	41-29
17	01/02	at 49ers		RESERVE/INJURED	L	7-23
18	01/09	Titans		RESERVE/INJURED	L	25-28
2021 TOTALS			5-5		4-13	



TRE'VOUR WALLACE-SIMMS



73
OFFENSIVE LINEMAN

Ht: 6-5 Wt: 330
DOB: 9/25/1997 College: Missouri
Texans Season: 1 NFL Season: 2
Acquired: FA-'22

TRANSACTIONS: Signed by the Jacksonville Jaguars as an undrafted free agent on April 27, 2020...Placed on reserve/injured list by Jacksonville on July 27, 2020...Activated from the reserve/COVID-19 list on Aug. 20, 2020...Waived by Jacksonville on Sept. 5, 2020...Re-signed by Jacksonville to the practice squad on Sept. 6, 2020...Activated from the practice squad to the active roster by Jacksonville on Dec. 12, 2020...Reverted back to the practice squad on Dec. 14, 2020...Activated from the practice squad to the active roster on Dec. 19, 2020...Reverted back to the practice squad on Dec. 21, 2020...Activated from the practice squad to the active roster on Dec. 26, 2020...Reverted back to the practice squad on Dec. 28, 2020...Activated from the practice squad to the active roster on Jan. 2, 2021...Reverted back to the practice squad on Jan. 4, 2021...Signed to a reserve/future contract with Jacksonville on Jan. 4, 2021...Waived by Jacksonville on Aug. 31, 2021...Re-signed to the Jacksonville practice squad on Sept. 1, 2021...Activated from the practice squad to the active roster on Jan. 1, 2022...Reverted back to the practice squad on Jan. 3, 2022...Activated from the practice squad to the active roster on Jan. 8, 2022...Reverted back to the practice squad on Jan. 10, 2022...Released by Jacksonville on Jan. 17, 2022...Signed as a free agent by the Houston Texans on June 6, 2022.

2021 (Jacksonville 1/0):

- ✦ Appeared on the field for 17 offensive snaps and two special team snaps vs. New England (1/2/22)
- ✦ Elevated via practice squad COVID 19 replacement in Week 17 vs. Indianapolis but did not play (1/9/22)

2020 (Jacksonville 4/0)

- ✦ Played in four games during his rookie season in the NFL (12/13 vs. Tennessee, 12/20 at Baltimore, 12/27 vs.

- Chicago, and 1/3/21 at Indianapolis)
- ✦ Made his NFL debut vs. Tennessee (12/13)
- ✦ Appeared on the field for 10 special team snaps

COLLEGE:

- ✦ Played four seasons (2016-2019) at the University of Missouri in Columbia, Mo. and played in 50 games (38 consecutive starts)
- ✦ Finished his senior season at Missouri with 12 starts (seven at left guard and five at right guard) and only allowed 2.25 sacks per game and 6.08 tackles for loss as an OL group
- ✦ Named first-team All-SEC honors by the AP (2018), making him the first Tiger OL to earn this title since Justin Britt in 2013
- ✦ Didn't allow a single QB sack or commit a single penalty for 13 consecutive games at right guard in 2018
- ✦ Made all 13 starts and helped the Missouri offensive line rank first in the nation for tackles for loss (2.85) and first in the SEC for sacks allowed (1.0 per game) during the 2017 season
- ✦ Was named the team's Iron Man Award during his sophomore season, given to the athlete who played the most snaps and never came out of the game
- ✦ Appeared in all 12 games as a true freshman on the field goal protection unit (2016)
- ✦ Majored in Parks, Recreation & Tourism at Missouri

PERSONAL:

- ✦ Attended East St. Louis High School in East St. Louis, Illinois
- ✦ Was ranked the No. 20 football prospect out of Illinois by ESPN
- ✦ Enjoys video games and collects shoes

om' Bjj pmr \gg\^ Hhdh nBi ag;mi bpg\mn` \nj i ;no\ochoo'n

DATE	TEAM	GP	GS
2020	Jaguars	4	0
2021	Jaguars	1	0
NFL TOTALS		5	0

PLAYER BIOS



MLB; b\h`H t Hb\h`; m bpg\mth` \nj i ;no\odhod'n;Ee\bp\mD

W	DATE	OPPONENT	P/S		W/L	SCORE
01	09/12	at Texans		PRACTICE SQUAD	L	21-37
02	09/19	Broncos		PRACTICE SQUAD	L	13-23
03	09/26	Cardinals		PRACTICE SQUAD	L	19-31
04	09/30	at Bengals		PRACTICE SQUAD	L	21-24
05	10/10	Titans		PRACTICE SQUAD	L	19-37
06	10/17	Dolphins		PRACTICE SQUAD	W	23-20
08	10/31	at Seahawks		PRACTICE SQUAD	L	7-31
09	11/07	Bills		PRACTICE SQUAD	W	9-6
10	11/14	at Colts		PRACTICE SQUAD	L	17-23
11	11/21	49ers		PRACTICE SQUAD	L	10-30
12	11/28	Falcons		PRACTICE SQUAD	L	14-21
13	12/05	at Rams		PRACTICE SQUAD	L	7-37
14	12/12	at Titans		PRACTICE SQUAD	L	0-20
15	12/19	Texans		PRACTICE SQUAD	L	16-30
16	12/26	at Jets		PRACTICE SQUAD	L	21-26
17	01/02	at Patriots		PRACTICE SQUAD	L	10-50
18	01/09	Colts		PRACTICE SQUAD	W	26-11
2021 TOTALS			0-0		3-14	

PLAYER BIOS



**GARRET
WALLOW**



32
LINEBACKER

Ht: 6-2
DOB: 1/25/1999
Texans Season: 2
Acquired: 05b-'21

Wt: 230
College: TCU
NFL Season: 2

TRANSACTIONS: Selected by the Houston Texans with the 26th pick of the fifth round (170th overall) of the 2021 NFL Draft.

2021 (Houston 17/2):

- ✦ Played in all 17 games and made two starts, totaling 20 defensive tackles (13 solo), two tackles for loss, 1.0 sack, one quarterback hit and three special teams tackles (two solo)
- ✦ Made his NFL debut in the season opener vs. Jacksonville (9/12), appearing on special teams
- ✦ Recorded his first career tackle on special teams vs. Carolina (9/23)
- ✦ Logged a career-high two tackles (both solo) vs. Indianapolis (12/5)
- ✦ Tallied two tackles (both solo) and his first career tackle for loss vs. Seattle (12/12)
- ✦ Made his first career start and tied for the team lead with a career-high 11 tackles (six solo), also notching 1.0 sack, one quarterback hit and one tackle for loss at Jacksonville (12/19). Sacked QB Trevor Lawrence for a one-yard loss in the fourth quarter, his first career sack
- ✦ Logged four tackles (two solo) vs. the L.A. Chargers (12/26)

COLLEGE:

- ✦ Played four seasons (2017-20) at Texas Christian

University in Fort Worth, Texas, where he appeared in 49 games over his collegiate career and totaled 295 tackles (177 solo), 32.5 tackles for loss, 9.5 sacks, five passes defended, three forced fumbles and one interception

- ✦ Earned First Team All-Big 12 honors in 2020 after logging 90 total tackles (50 solo), which was the second most in the Big 12 on the year. Also contributed 9.0 tackles for loss, 3.0 sacks, three forced fumbles and five quarterback hits
- ✦ Ranked tied for ninth nationally at 10.4 tackles per game in 2019
- ✦ Made seven starts while seeing action in all 13 contests and placed third on the team with 72 tackles (46 solo) on the 2018 season
- ✦ Appeared in all 14 games as a true freshman and recorded eight total tackles on the season (four solo) while leading the team in special teams tackles with seven in 2017

PERSONAL:

- ✦ Attended John Curtis Christian School in New Orleans
- ✦ Totaled 67 stops, including a sack, with an interception and forced fumble his senior year
- ✦ Was named First Team All-State twice as a safety
- ✦ Lettered in basketball and also ran track as a senior at John Curtis, clocking personal bests in the 100 meters (11.30) and 400 meters (52.36)

STATISTICS

DATE	TEAM	GP	GS	TACKLES								INTERCEPTIONS					FUMBLES					ST		MISC				
				TK	S	A	TFL	YDS	SK	YDS	QBH	NO	YDS	LG	TD	PD	FF	FR	TD	YDS	TK	S	A	FF	FR	S	A	
2021	Texans	17	2	20	13	7	2	4	1.0	1.0	1	0	0	0	0	0	0	0	0	0	0	3	2	1	0	0	0	0
NFL TOTALS		17	2	20	13	7	2	4	1.0	1.0	1	0	0	0	0	0	0	0	0	0	0	3	2	1	0	0	0	0

ADDITIONAL STATISTICS

Total Tackles	11 at Jacksonville Jaguars, Dec 19, 2021	Tackles For Loss	1 at Jacksonville Jaguars, Dec 19, 2021 ...1 more at 1.
Solo Tackles	6 at Jacksonville Jaguars, Dec 19, 2021	Special Teams Tackles	1 at San Francisco 49ers, Jan 02, 2022 ...2 more at 1.
Sacks	1.0 at Jacksonville Jaguars, Dec 19, 2021		

PLAYER BIOS



MM;b\h`H t Hb\h`;mi bpg\mth`\nj i ;no\odhad'n;Qo`s\i nD

W	DATE	OPPONENT	P/S	TACKLES							INTERCEPTIONS					FUMBLES				ST				MISC		W/L	SCORE									
				TK	S	A	SK	YDS	TFL	YDS	QBH	NO	YDS	LG	TD	PD	FF	FR	TD	YDS	TK	S	A	FF	FR			S	A							
01	09/12	Jaguars	P	0	0	0	0.0	0.0	0	0	0	0	0	0	0	0	0	0	0	0	0	0	0	0	0	0	0	0	0	0	0	0	0	0	W	37-21
02	09/19	at Browns	P	0	0	0	0.0	0.0	0	0	0	0	0	0	0	0	0	0	0	0	0	0	0	0	0	0	0	0	0	0	0	0	0	L	21-31	
03	09/23	Panthers	P	0	0	0	0.0	0.0	0	0	0	0	0	0	0	0	0	0	0	0	0	0	0	0	0	0	0	0	0	0	0	0	0	L	9-24	
04	10/03	at Bills	P	1	1	0	0.0	0.0	0	0	0	0	0	0	0	0	0	0	0	0	0	0	0	0	0	0	0	0	0	0	0	0	0	L	0-40	
05	10/10	Patriots	P	0	0	0	0.0	0.0	0	0	0	0	0	0	0	0	0	0	0	0	0	0	0	0	0	0	0	0	0	0	0	0	0	L	22-25	
06	10/17	at Colts	P	0	0	0	0.0	0.0	0	0	0	0	0	0	0	0	0	0	0	0	0	0	0	0	0	0	0	0	0	0	0	0	0	L	3-31	
07	10/24	at Cardinals	P	0	0	0	0.0	0.0	0	0	0	0	0	0	0	0	0	0	0	0	0	0	0	0	0	0	0	0	0	0	0	0	0	L	5-31	
08	10/31	Rams	P	0	0	0	0.0	0.0	0	0	0	0	0	0	0	0	0	0	0	0	0	0	0	0	0	0	0	0	0	0	0	0	0	L	22-38	
09	11/07	at Dolphins	P	0	0	0	0.0	0.0	0	0	0	0	0	0	0	0	0	0	0	0	0	0	0	0	0	0	0	0	0	0	0	0	0	L	9-17	
11	11/21	at Titans	P	0	0	0	0.0	0.0	0	0	0	0	0	0	0	0	0	0	0	0	0	0	0	0	0	0	0	0	0	0	0	0	0	W	22-13	
12	11/28	Jets	P	0	0	0	0.0	0.0	0	0	0	0	0	0	0	0	0	0	0	0	0	0	0	0	0	0	0	0	0	0	0	0	0	L	14-21	
13	12/05	Colts	P	2	2	0	0.0	0.0	0	0	0	0	0	0	0	0	0	0	0	0	0	0	0	0	0	0	0	0	0	0	0	0	0	L	0-31	
14	12/12	Seahawks	P	2	2	0	0.0	0.0	1	3	0	0	0	0	0	0	0	0	0	0	0	0	0	0	0	0	0	0	0	0	0	0	L	13-33		
15	12/19	at Jaguars	S	11	6	5	1.0	1.0	1	1	1	0	0	0	0	0	0	0	0	0	0	0	0	0	0	0	0	0	0	0	0	0	0	W	30-16	
16	12/26	Chargers	S	4	2	2	0.0	0.0	0	0	0	0	0	0	0	0	0	0	0	0	0	0	0	0	0	0	0	0	0	0	0	0	0	W	41-29	
17	01/02	at 49ers	P	0	0	0	0.0	0.0	0	0	0	0	0	0	0	0	0	0	0	0	0	0	0	0	0	0	0	0	0	0	0	0	L	7-23		
18	01/09	Titans	P	0	0	0	0.0	0.0	0	0	0	0	0	0	0	0	0	0	0	0	0	0	0	0	0	0	0	0	0	0	0	0	L	25-28		
2021 TOTALS			17-2	20	13	7	1.0	1.0	2	4	1	0	0	0	0	0	0	0	0	0	0	0	0	0	0	0	0	0	0	0	0	0	4-13			



CONNOR
WEDINGTON



82
WIDE RECEIVER



Ht: 6-0 Wt: 197
 DOB: 5/28/1999 College: Stanford
 Texans Season: 1 NFL Season: 1
 Acquired: W-'22 (SF)

TRANSACTIONS: Signed with the Seattle Seahawks as a college free agent on May 14, 2021...Waived by the Seahawks on Aug. 31, 2021...Signed to the Seahawks practice squad on Sept. 15, 2021...Released from the Seahawks practice squad on Sept. 28, 2021...Signed to the San Francisco 49ers practice squad on Oct. 6, 2021...Signed a reserve/future contract with the 49ers on Feb. 1, 2022...Waived by the 49ers on May 15, 2022...Acquired via waivers by the Houston Texans on May 17, 2022.

2021 (San Francisco 0/0; Seattle 0/0):

- Started the season on the Seahawks practice squad before being signed to San Francisco's practice squad after Week 4, where he spent the remainder of the season

COLLEGE:

- Spent four seasons (2017-21) at Stanford (Calif.) University, where he played in 31 games and recorded 971 receiving yards, 106 receptions, one receiving touchdown, 87 rushing yards and 686 kick return yards
- In his senior season, played in and started three games, finishing with 15 receptions for 157 yards and 95 kick return yards
- Appeared in 11 games (10 starts) and registered 506 receiving yards on 51 receptions, one receiving touchdown and 590 kick return yards in 2019
- Notched his first collegiate touchdown vs. USC (9/7) on a

- 15-yard pass from QB Davis Mills. This was the first collegiate start for QB Davis Mills at Stanford
- Earned All-Pac-12 Honorable Mention and Pac-12 All-Academic Honor Roll for his junior year performance, recording career highs in all-purpose yards (187 at USC 9/7), kick return yards (147 at Oregon State 9/28) and receiving yards (119 at Washington State 11/9)
- Played in four games (one start) and recorded nine receptions for 65 yards and two punt returns for 18 yards on the 2018 season
- Saw action in 13 games and finished with 306 all-purpose yards (243 receiving, 57 rushing, 6 punt return) during his freshman campaign

PERSONAL:

- Attended Sumner (Was.) High School and finished with a school-record 4,035 career rushing yards and 69 career touchdowns
- Registered 1,713 rushing yards, 2,366 all-purpose yards, 26 touchdowns and five interceptions as a junior
- Was a two-team team captain and three-time All-League first team selection
- Ranked as the No. 30 running back in the nation by PrepStar and No. 40 by ESPN
- Also competed in track at Sumner High School

^j i i j m r ` _ d b o j i B; i a g; m b p g \ m n ` \ n j i ; m p n c d b J m ^ ` d q d b; n o \ o d h o d n

DATE	TEAM	GP	GS	RECEIVING					RUSHING				
				NO.	YDS.	AVG.	LG	TD	NO.	YDS.	AVG.	LG	TD
2021	Seahawks	0	0	0	0	0.0	0	0	0	0	0.0	0	0
NFL TOTALS		0	0	0	0	0.0	0	0	0	0	0.0	0	0

^j i i j m r ` _ d b o j i B; i a g; k j n o n ` \ n j i ; m p n c d b J m ^ ` d q d b; n o \ o d h o d n

DATE	TEAM	GP	GS	RECEIVING					RUSHING				
				NO.	YDS.	AVG.	LG	TD	NO.	YDS.	AVG.	LG	TD
2021	49ers	0	0	0	0	0.0	0	0	0	0	0.0	0	0
NFL TOTALS		0	0	0	0	0.0	0	0	0	0	0.0	0	0

PLAYER BIOS



MKML;b\h`H t Hb\h` ;m bpg\mth` \nj i ;no\odhod`n;Dn` \c\ r f nD

W	DATE	OPPONENT	P/S	RECEIVING				RUSHING				W/L	SCORE		
				NO.	YDS.	AVG.	LG	TD	NO.	YDS.	AVG.			LG	TD
01	09/12	at Colts											W	28-16	
02	09/19	Titans											L	30-33+	
03	09/26	at Vikings											L	17-30	
04	10/03	at 49ers											W	28-21	
05	10/07	Rams											L	17-26	
06	10/17	at Steelers											L	20-23+	
07	10/25	Saints											L	10-13	
08	10/31	Jaguars											W	31-7	
10	11/14	at Packers											L	0-17	
11	11/21	Cardinals											L	13-23	
12	11/29	at Football Team											L	15-17	
13	12/05	49ers											W	30-23	
14	12/12	at Texans											W	33-13	
15	12/21	at Rams											L	10-20	
16	12/26	Bears											L	24-25	
17	01/02	Lions											W	51-29	
18	01/09	at Cardinals											W	38-30	
2021 TOTALS			0-0	0	0	0.0	0	0	0	0	0.0	0	0	7-10	

+ - Overtime

MKML;b\h`H t Hb\h` ;kj non` \nj i ;no\odhod`n;DT` mD

W	DATE	OPPONENT	P/S	RECEIVING				RUSHING				W/L	SCORE		
				NO.	YDS.	AVG.	LG	TD	NO.	YDS.	AVG.			LG	TD
01	01/16	at Cowboys											W	23-17	
02	01/22	at Packers											W	13-10	
03	01/30	at Rams											L	17-20	
2021 TOTALS			0-0	0	0	0.0	0	0	0	0	0.0	0	0	2-1	



JON
WEEKS

46
LONG SNAPPER



Ht: 5-10 Wt: 242
DOB: 2/17/1986 College: Baylor
Texans Season: 13 NFL Season: 13
Acquired: FA-'10

TRANSACTIONS: Signed by the Houston Texans as a free agent on April 28, 2010...Re-signed with the Texans on March 5, 2012...Signed a contract extension with the Texans on Sept. 7, 2015...Re-signed with the Texans on March 21, 2020...Released by the Texans on Sept. 5, 2020...Signed by the Texans on Sept. 7, 2020...Re-signed by the Texans on March 29, 2021...Re-signed with the Texans on March 1, 2022.

CAREER:

- ✦ Named to the 2015 Pro Bowl
- ✦ Signed by the Texans during the 2010 offseason and made the roster out of training camp
- ✦ Has handled 1,775 extra point, field goal and punt snaps and has contributed with 33 special teams tackles
- ✦ Holds the record for the most games played in Texans franchise history (193), having played in every game since 2010
- ✦ Owns a streak of 193 consecutive regular season games played, the longest streak in Texans history and the NFL's third-longest active streak, trailing only Green Bay's Mason Crosby (241) and Carolina's J.J. Jansen (207)
- ✦ The only Texan to play in every postseason game in team history
- ✦ One of only 10 players across the NFL to play in every game of the 2010s decade

2021 (Houston 17/0):

- ✦ Played in all 17 games for the Texans, extending his franchise record of both consecutive and total games played with 193 appearances
- ✦ Logged a season-high 13 special teams snaps in the season opener vs. Jacksonville (9/12)
- ✦ Made his first special teams tackle of the season at Indianapolis (10/17)
- ✦ Handled the snap for K Ka'imi Fairbairn's franchise-record 61-yard field goal vs. Seattle (12/12)
- ✦ Posted his second special teams tackle of the season at San Francisco (1/2/22)

2020 (Houston 16/0):

- ✦ Snapped for every punt and kick in 16 regular season games (126 total snaps)
- ✦ Appeared in the season opener at Kansas City (9/10)
- ✦ Notched his first special teams tackle of the season at Pittsburgh (9/27)
- ✦ Tied Andre Johnson for the most games played in

franchise history (169) at Cleveland (11/15)

- ✦ Set the record for the most games played in Texans franchise history (170) vs. New England (11/22)
- ✦ Handled eight total kicks vs. Tennessee (1/3/21)

2019 (Houston 16/0, 2/0):

- ✦ Snapped for every punt and kick in 16 regular season games and two postseason contests
- ✦ Handled nine total kicks in the Wild Card Round vs. Buffalo (1/4/20), including the game-winning field goal in overtime
- ✦ Handled 10 total kicks including six punts, three field goals and one extra point at Tampa Bay (12/21)
- ✦ Snapped for 10 total kicks, including seven punts, two field goals and one extra point vs. Jacksonville (9/25)

2018 (Houston 16/0, 1/0):

- ✦ Snapped on all punts and kicks in all 16 games, helping K Ka'imi Fairbairn score 150 points, the most points in a single season in franchise history
- ✦ Handled Fairbairn's 37 made field goals, which set a single-season franchise record
- ✦ Set a new Texans franchise record by playing in his 129th consecutive game (2010-18), passing K Kris Brown (123 straight games from 2002-09)

2017 (Houston 16/0):

- ✦ Served as long snapper on extra points, field goals and punts in all 16 regular season games
- ✦ Notched a special teams tackle at Cincinnati (9/14)
- ✦ Played in his 115th straight game at New England (9/24), passing Chester Pitts for the second-longest streak in Texans history
- ✦ Handled seven extra points, three field goals and two punts vs. Tennessee (10/1)
- ✦ Handled five punts, five extra points and one field goal at Seattle (10/29)
- ✦ Recorded his second special teams tackle of the season vs. Indianapolis (11/5)
- ✦ Handled three field goal attempts, one extra point attempt and four punts at Baltimore (11/27)
- ✦ Notched two special teams tackles vs. Pittsburgh (12/25)

2016 (Houston 16/0, 2/0):

- ✦ Served as long snapper on extra points, field goals and punts in all 16 regular season games and both postseason contests

PLAYER BIOS



- Helped K Nick Novak set the franchise single-season record with 35 made field goals
- Played in the 100th regular season game of his career vs. Tennessee (10/2)
- Logged special teams tackles at New England (9/22) and vs. Tennessee (10/2)

2015 (Houston 16/0, 1/0):

- Named to his first Pro Bowl
- Served as long snapper on extra points, field goal and punts in all 16 games
- Notched a career-high eight special teams tackles
- Recovered a fumble on a punt return by Titans WR Harry Douglas in the first quarter at Tennessee (12/27). RB Alfred Blue forced the fumble on the play, which led to a 22-yard field goal by K Nick Novak
- Served as the long snapper in Wild Card Game vs. Kansas City (1/9/16), his fifth career postseason game

2014 (Houston 16/0):

- Served as long snapper on extra points, field goal and punts in all 16 games
- Made a special teams tackle at N.Y. Giants (9/21)
- Recorded a special teams tackle at Dallas (10/5)

2013 (Houston 16/0):

- Saw action on special teams in all 16 games and made a career-high six special teams tackles

2012 (Houston 16/0, 2/0):

- Served as long snapper on extra points, field goal and punts in all 16 games plus both playoff games
- Helped K Shayne Graham set the team scoring record with 138 points
- Helped P Donnie Jones set the team punting record with a net average of 40.5 yards
- Recorded a special teams tackle at Denver (9/30)

2011 (Houston 16/0, 2/0):

- Served as long snapper on extra points, field goal and punts for all 16 games of the season
- Helped K Neil Rackers set then-team records for field goals made (32) and points in a season (135)

- Made his postseason debut and saw action on special teams in AFC Wild Card Playoff vs. Cincinnati (1/7/12)

2010 (Houston 16/0):

- Served as long snapper on extra points, field goal and punts in all 16 contests
- Efforts helped K Neil Rackers convert 27-of-30 field goal attempts and 43-of-43 extra point opportunities
- Made his professional debut long snapping in the season opener vs. Indianapolis (9/12)
- Snapped on punt and field goal attempts at Washington (9/19) including Rackers' game-winning 35-yard field goal
- Contributed to Rackers hitting all three field goal attempts including a career long of 57 yards at Denver (12/26)

COLLEGE:

- Played four seasons (2004-07) at Baylor University in Waco, Texas
- Originally attended Baylor as an invited walk-on
- Earned a scholarship after his freshman season
- Was discovered at a special teams camp by the Baylor special teams coach
- Snapped for two-time Ray Guy Award winner Daniel Sepulveda
- Handled the long-snapping chores for Baylor from 2004-07 and earned four varsity letters

PERSONAL:

- Was in training to be an EMT when called by the Texans for a tryout
- An all-region offensive and defensive lineman for Mountain Ridge High School in Glendale, Ariz.
- Two-way player of the year selection
- Friday Night Fever Defensive Line Player of the Year
- Received the Curley Culp Award as Arizona's best defensive lineman
- Mountain Ridge recorded four straight winning records during his prep career and captured regional titles in both 2000 and 2002
- Mountain Lions went 24-2 during Weeks' last two seasons, which included a 14-1 mark and a state semifinal appearance as a junior in 2002

DATE	TEAM	GP	GS	TK	S	A	FF	FR
2010	Texans	16	0	3	1	2	0	0
2011	Texans	16	0	0	0	0	0	0
2012	Texans	16	0	2	0	2	0	0
2013	Texans	16	0	6	2	4	0	0
2014	Texans	16	0	2	2	0	0	0
2015	Texans	16	0	8	6	2	0	1
2016	Texans	16	0	2	2	0	0	0
2017	Texans	16	0	4	1	3	0	0
2018	Texans	16	0	1	0	1	0	0
2019	Texans	16	0	2	0	2	0	0
2020	Texans	16	0	1	1	0	0	0
2021	Texans	17	0	2	1	1	0	0
NFL TOTALS		193	0	33	16	17	0	1

PLAYER BIOS



Player Statistics

DATE	TEAM	GP	GS	TK	S	A	FF	FR
2011	Texans	2	0	1	1	0	0	0
2012	Texans	2	0	0	0	0	0	0
2015	Texans	1	0	0	0	0	0	0
2016	Texans	2	0	0	0	0	0	0
2018	Texans	1	0	0	0	0	0	0
2019	Texans	2	0	0	0	0	0	0
NFL TOTALS		10	0	1	1	0	0	0

2021 Season Record

W	DATE	OPPONENT	W/L	SCORE
01	09/12	Jaguars	P	W 37-21
02	09/19	at Browns	P	L 21-31
03	09/23	Panthers	P	L 9-24
04	10/03	at Bills	P	L 0-40
05	10/10	Patriots	P	L 22-25
06	10/17	at Colts	P	L 3-31
07	10/24	at Cardinals	P	L 5-31
08	10/31	Rams	P	L 22-38
09	11/07	at Dolphins	P	L 9-17
11	11/21	at Titans	P	W 22-13
12	11/28	Jets	P	L 14-21
13	12/05	Colts	P	L 0-31
14	12/12	Seahawks	P	L 13-33
15	12/19	at Jaguars	P	W 30-16
16	12/26	Chargers	P	W 41-29
17	01/02	at 49ers	P	L 7-23
18	01/09	Titans	P	L 25-28
2021 TOTALS			17	4-13



ISAAC
YIADOM

20
DEFENSIVE BACK



Ht: 6-1 Wt: 188
 DOB: 2/20/1996 College: Boston College
 Texans Season: 1 NFL Season: 5
 Acquired: FA-'22

TRANSACTIONS: Selected by the Denver Broncos in the third round (99th overall) of the 2018 NFL Draft...Traded to the New York Giants on Sept. 3, 2020...Traded to the Green Bay Packers on Aug. 17, 2021...Placed on the Reserve/COVID-19 List on Nov. 3, 2021...Activated from the Reserve/COVID-19 List on Nov. 3, 2021...Released by the Packers on Jan. 21, 2022...Signed with the Houston Texans on March 24, 2022.

2021 (Green Bay 16/1):

- ✦ Made his first appearance as a Packer at New Orleans (9/12) and made one solo tackle
- ✦ Logged a season-high three tackles (two solo) in addition to two special teams tackles vs. Pittsburgh (10/3)
- ✦ Made his only start of the season at Chicago (10/17)

2020 (N.Y. Giants 16/10):

- ✦ Started a career-high 10 games and posted 28 tackles, half a sack, five passes defended, one quarterback hit and one forced fumble
- ✦ Posted a eight tackles (four solo) with one pass defended vs. San Francisco (9/27)
- ✦ Recorded his first career forced fumble in addition to two tackles (one solo) at the L.A. Rams (10/4)
- ✦ Matched his season high with eight tackles (four solo) and one pass defended vs. Tampa Bay (11/2)
- ✦ Credited with his first career half-sack in addition to six tackles (four solo) and one quarterback hit at Washington (11/8)

2019 (Denver 16/8):

- ✦ Totaled a season-high eight tackles (all solo) in the season opener at Oakland (9/9)
- ✦ Posted three tackles (all solo) and one tackle for loss vs. Chicago (9/15)
- ✦ Tallied seven tackles (five solo) vs. the L.A. Chargers (12/1)

2018 (Denver 13/1):

- ✦ Played in his first NFL game at Baltimore (9/23), notching a season-high four tackles (three solo)
- ✦ Made his first NFL start and logged his first career pass defended at San Francisco (12/9)
- ✦ Notched his first career interception on a pass from QB Philip Rivers in the season finale vs. the L.A. Chargers (12/30), also posting two solo tackles

COLLEGE:

- ✦ Played four seasons (2014-17) at Boston College in Newton, Mass., appearing in 48 games (28 starts) and totaling 110 tackles (75 solo), three interceptions, one forced fumble and 24 passes defended
- ✦ Started all 13 games as a senior (2017) and finished with a career-high 53 tackles (36 solo), two interceptions and seven passes defended
- ✦ Presented with the Jay McGillis Memorial Scholarship Award at the conclusion of spring practice in 2017
- ✦ Played in 13 games (eight starts) as a junior (2016) and amassed 26 tackles (17 solo), one interception, one forced fumble and a career-best 10 passes defended
- ✦ Played in nine games (seven starts) as a sophomore (2015) and had 18 tackles (15 solo) and six passes defended
- ✦ Played in all 13 games as a freshman (2014), primarily on special teams, and tallied 13 tackles

PERSONAL:

- ✦ Attended Doherty Memorial High School in Worcester, Mass., where he was a member of the 2013 Division 4 State Championship Team
- ✦ As a senior, recorded 107 tackles, two interceptions and one forced fumble to earn Massachusetts High School Football Coaches Association All-State Super 26 honors

DATE	TEAM	GP	GS	TACKLES							INTERCEPTIONS					FUMBLES					ST				MISC		
				TK	S	A	TFL	YDS	SK	YDS	QBH	NO	YDS	LG	TD	PD	FF	FR	TD	YDS	TK	S	A	FF	FR	S	A
2018	Broncos	13	1	17	14	3	0	0.0	0.0	0	1	4	4	0	3	0	0	0	0	3	3	0	0	0	0	0	0
2019	Broncos	16	8	38	28	10	1	9	0.0	0.0	0	0	0	0	4	0	0	0	0	5	4	1	0	0	0	0	
2020	Giants	16	10	45	28	17	0	0	0.5	7.5	1	0	0	0	5	1	0	0	0	1	1	0	0	0	0	0	
2021	Packers	16	1	7	6	1	0	0	0.0	0.0	0	0	0	0	0	0	0	0	0	3	3	0	0	0	0	0	
NFL TOTALS		61	20	107	76	31	1	9	0.5	7.5	1	1	4	4	0	12	1	0	0	0	12	11	1	0	0	0	0

PLAYER BIOS



Minnesota Vikings Career Totals

DATE	TEAM	GP	GS	TACKLES							INTERCEPTIONS					FUMBLES				ST				MISC							
				TK	S	A	TFL	YDS	SK	YDS	QBH	NO	YDS	LG	TD	PD	FF	FR	TD	YDS	TK	S	A	FF	FR	S	A				
2021	Packers	0	0	0	0	0	0	0	0	0.0	0.0	0	0	0	0	0	0	0	0	0	0	0	0	0	0	0	0	0	0	0	0
NFL TOTALS		0	0	0	0	0	0	0	0	0.0	0.0	0	0	0	0	0	0	0	0	0	0	0	0	0	0	0	0	0	0	0	

Minnesota Vikings Career Totals by Game

Total Tackles	8 vs. Tampa Bay Buccaneers, Nov 02, 2020 ...2 more at 8.	Tackles For Loss	1 vs. Chicago Bears, Sep 15, 2019
Solo Tackles	8 at Oakland Raiders, Sep 09, 2019	Interceptions	1 vs. Los Angeles Chargers, Dec 30, 2018
Sacks	0.5 at Washington Football Team, Nov 08, 2020	Interception Return Yards	4 vs. Los Angeles Chargers, Dec 30, 2018
Passes Defensed	2 at Seattle Seahawks, Dec 06, 2020 ...1 more at 2.	Special Teams Tackles	2 vs. Pittsburgh Steelers, Oct 03, 2021
Forced Fumbles	1 at Los Angeles Rams, Oct 04, 2020		

Minnesota Vikings Career Totals by Week

W	DATE	OPPONENT	P/S	TACKLES							INTERCEPTIONS					FUMBLES				ST				MISC		W/L	SCORE		
				TK	S	A	SK	YDS	TFL	YDS	QBH	NO	YDS	LG	TD	PD	FF	FR	TD	YDS	TK	S	A	FF	FR			S	A
01	09/12	at Saints	P	1	1	0	0.0	0.0	0	0	0	0	0	0	0	0	0	0	0	0	0	0	0	0	0	0	0	L	3-38
02	09/20	Lions	P	0	0	0	0.0	0.0	0	0	0	0	0	0	0	0	0	0	0	0	0	0	0	0	0	0	W	35-17	
03	09/26	at 49ers	P	0	0	0	0.0	0.0	0	0	0	0	0	0	0	0	0	0	0	0	0	0	0	0	0	W	30-28		
04	10/03	Steelers	P	3	2	1	0.0	0.0	0	0	0	0	0	0	0	0	0	0	0	0	2	2	0	0	0	0	W	27-17	
05	10/10	at Bengals	P	1	1	0	0.0	0.0	0	0	0	0	0	0	0	0	0	0	0	0	1	1	0	0	0	0	W	25-22+	
06	10/17	at Bears	S	0	0	0	0.0	0.0	0	0	0	0	0	0	0	0	0	0	0	0	0	0	0	0	0	W	24-14		
07	10/24	Football Team	P	1	1	0	0.0	0.0	0	0	0	0	0	0	0	0	0	0	0	0	0	0	0	0	0	W	24-10		
08	10/28	at Cardinals	P	0	0	0	0.0	0.0	0	0	0	0	0	0	0	0	0	0	0	0	0	0	0	0	0	W	24-21		
09	11/07	at Chiefs																								L	7-13		
RESERVE/COVID-19																													
10	11/14	Seahawks	P	0	0	0	0.0	0.0	0	0	0	0	0	0	0	0	0	0	0	0	0	0	0	0	0	W	17-0		
11	11/21	at Vikings	P	0	0	0	0.0	0.0	0	0	0	0	0	0	0	0	0	0	0	0	0	0	0	0	0	L	31-34		
12	11/28	Rams	P	0	0	0	0.0	0.0	0	0	0	0	0	0	0	0	0	0	0	0	0	0	0	0	0	W	36-28		
14	12/12	Bears	P	0	0	0	0.0	0.0	0	0	0	0	0	0	0	0	0	0	0	0	0	0	0	0	0	W	45-30		
15	12/19	at Ravens	P	0	0	0	0.0	0.0	0	0	0	0	0	0	0	0	0	0	0	0	0	0	0	0	0	W	31-30		
16	12/25	Browns	P	0	0	0	0.0	0.0	0	0	0	0	0	0	0	0	0	0	0	0	0	0	0	0	0	W	24-22		
17	01/02	Vikings	P	1	1	0	0.0	0.0	0	0	0	0	0	0	0	0	0	0	0	0	0	0	0	0	0	W	37-10		
18	01/09	at Lions	P	0	0	0	0.0	0.0	0	0	0	0	0	0	0	0	0	0	0	0	0	0	0	0	0	L	30-37		
2021 TOTALS		16-1		7	6	1	0.0	0.0	0	0	0	0	0	0	0	0	0	0	0	0	3	3	0	0	0	0	13-4		

+ - Overtime

Minnesota Vikings Career Totals by Week (2020)

W	DATE	OPPONENT	P/S	TACKLES							INTERCEPTIONS					FUMBLES				ST				MISC		W/L	SCORE
				TK	S	A	SK	YDS	TFL	YDS	QBH	NO	YDS	LG	TD	PD	FF	FR	TD	YDS	TK	S	A	FF	FR		
02	01/22	49ers																								L	10-13
2021 TOTALS				0	0	0	0.0	0.0	0	0	0	0	0	0	0	0	0	0	0	0	0	0	0	0	0	0	0-1



HOUSTON
TEXANS

TEXANS RECORDS

ALL-TIME / YEAR-BY-YEAR LEADERS



RUSHING YARDS

RUSHING YARDS

Player	Att	Yds	Avg	Lg	TD
Arian Foster, 2009-15	1,454	6,472	4.5	74t	54
Domanick Williams#, 2003-05	770	3,195	4.2	51	23
Lamar Miller, 2016-19	716	2,934	4.1	97t	13
Alfred Blue, 2014-18	673	2,407	3.6	48	8
Ben Tate, 2011-13	421	1,992	4.7	60	10
Steve Slaton, 2008-11	425	1,832	4.3	71t	12
Deshaun Watson, 2017-21	307	1,677	5.5	49t	17
Ron Dayne, 2006-07	345	1,385	4	39	11
David Carr, 2002-06	268	1,235	4.6	36	8
Jonathan Wells, 2002-05	374	1,167	3.1	37	10

- Domanick Williams known as Domanick Davis prior to 2006.

RECEIVING YARDS

Player	Rec	Yds	Avg	Lg	TD
Andre Johnson, 2003-14	1,012	13,597	13.4	77t	64
DeAndre Hopkins, 2013-19	632	8,602	13.6	76t	54
Owen Daniels, 2006-13	385	4,617	12.0	44	29
Kevin Walter, 2006-12	326	4,083	12.5	61	24
Will Fuller V, 2016-20	209	3,110	14.9	77t	24
Arian Foster, 2009-15	249	2,268	9.1	78t	14
Brandin Cooks, 2020-21	171	2,187	12.8	57t	12
Jabar Gaffney, 2002-05	171	2,009	11.8	69	7
Corey Bradford, 2002-05	130	1,992	15.3	81	18
Jacoby Jones, 2007-11	127	1,741	13.7	80t	11

SCRIMMAGE YARDS (RUSHING & RECEIVING)

Player	Rushing	Receiving	Total
Andre Johnson, 2003-14	54	13,597	13,651
Arian Foster, 2009-15	6,472	2,268	8,740
DeAndre Hopkins, 2013-19	11	8,602	8,613
Owen Daniels, 2006-13	-	4,617	4,617
Domanick Williams#, 2003-05	3,195	1,276	4,471
Kevin Walter, 2006-12	82	4,083	4,165
Lamar Miller, 2016-19	2,934	678	3,612
Will Fuller V, 2016-20	6	3,110	3,116
Alfred Blue, 2014-18	2,407	470	2,877
Steve Slaton, 2008-11	1,832	811	2,643

- Domanick Williams known as Domanick Davis prior to 2006.

ALL-PURPOSE YARDS

Player	Total	Rush	Rec.	PR/KR
Andre Johnson, 2003-14	13,651	54	13,597	-/-
Arian Foster, 2009-15	8,740	6,472	2,268	-/-
DeAndre Hopkins, 2013-19	8,613	11	8,602	-/-
Jacoby Jones, 2007-11	5,091	40	1,741	1,820/1,490
Owen Daniels, 2006-13	4,617	-	4,617	-/-
Domanick Williams#, 2003-05	4,585	3,195	1,276	24/90
Kevin Walter, 2006-12	4,172	82	4,083	0/7
Lamar Miller, 2016-19	3,612	2,934	678	-/-

André Davis, 2007-09	3,598	-	855	0/2,743
Steve Slaton, 2008-11	3,410	1,832	811	0/767

- Domanick Williams known as Domanick Davis prior to 2006.

PASSING (Min. 500 att.)

Player	Att	Comp	Pct	Yds	TD	INT	Lg	Rtg
Matt Schaub, 2007-13	3,020	1,951	64.6	23,221	124	78	80t	90.9
Deshaun Watson, 2017-21	1,748	1,186	67.8	14,539	104	36	77t	104.5
David Carr, 2002-06	2,070	1,243	60.1	13,391	59	65	81	75.5
Brock Osweiler, 2016	510	301	59.0	2,957	15	16	53	72.2

PASSING YARDS

Player	Att	Comp	Pct	Yds	TD	INT	Lg	Rtg
Matt Schaub, 2007-13	3,020	1,951	64.6	23,221	124	78	80t	90.9
Deshaun Watson, 2017-21	1,748	1,186	67.8	14,539	104	36	77t	104.5
David Carr, 2002-06	2,070	1,243	60	13,391	59	65	81	75.5
Sage Rosenfels, 2006-08	453	297	65.6	3,380	24	23	61	84.3
Brock Osweiler, 2016	510	301	59	2,957	15	16	53	72.2
Brian Hoyer, 2015	369	224	60.7	2,606	19	7	49	91.4
Ryan Fitzpatrick, 2014	312	197	63.1	2,483	17	8	76t	95.3
Case Keenum, 2013-14	330	182	55.2	2,195	11	8	66	76.8
Tom Savage, 2014, 2016-17	315	181	57.5	2,000	5	7	57	72.5
T.J. Yates, 2011-13, 2015, 2017	320	176	55	1,993	10	10	61t	71.3

SCORING

Player	TD	PAT	FG	2PT	TP
Kris Brown, 2002-09	0	251	172	0	767
Ka'imi Fairbairn, 2016-21	0	161	119	0	518
Arian Foster, 2009-15	68	0	0	1	410
Andre Johnson, 2003-14	64	0	0	2	388
DeAndre Hopkins, 2013-19	54	0	0	2	328
Neil Rackers, 2010-11	0	82	59	0	259
Randy Bullock, 2013-15	0	69	61	0	252
Nick Novak, 2015-17	0	51	53	0	210
Owen Daniels, 2006-13	29	0	0	0	174
Domanick Williams#, 2003-05	28	0	0	0	168

- Domanick Williams known as Domanick Davis prior to 2006.

FIELD GOALS

Player	FGM	FGA	Pct.	Lg
Kris Brown, 2002-09	172	223	77.1	57
Ka'imi Fairbairn, 2016-21	119	142	83.8	61
Randy Bullock, 2013-15	61	76	80.2	55
Neil Rackers, 2010-11	59	68	86.8	57

ALL-TIME / YEAR-BY-YEAR LEADERS



Nick Novak, 2015-16	53	62	85.5	53
Shayne Graham, 2012	31	38	81.6	51

PUNTING AVERAGE (Min. 250 punts)

Player	No	Yds	Avg	In20	Lg	Blk
Shane Lechler, 2013-17	430	20,463	47.6	147	71	1
Matt Turk, 2007-11	254	10,735	42.3	88	62	0
Chad Stanley, 2002-06	437	17,908	41	135	62	2

PUNT RETURN YARDS

Player	No	Yds	Avg	Lg	TD
Jacoby Jones, 2007-11	179	1,820	10.2	79t	3
Keshawn Martin, 2012-15	86	766	8.9	87t	1
J.J. Moses, 2003-04	72	553	7.7	40	0
Tyler Ervin, 2016-18	56	496	8.9	57	0
DeAndre Carter, 2018-20	49	456	9.3	30	0
Will Fuller V, 2016-20	22	314	14.3	67t	1
Keith Mumphery, 2015-16	36	280	7.8	20	0
Jermaine Lewis, 2002	36	280	7.8	48	0
Avion Black, 2002	14	188	13.4	76t	1
Phillip Buchanon, 2005-06	20	180	9	45	0

KICKOFF RETURN YARDS

Player	No	Yds	Avg	Lg	TD
André Davis, 2007-09	108	2,743	25.4	104t	3
J.J. Moses, 2003-04	117	2,658	22.7	70	0
Jerome Mathis, 2005-07	72	2,054	28.5	99t	3
Keshawn Martin, 2012-15	68	1,707	25.1	54	0
Jacoby Jones, 2007-11	64	1,490	23.3	95t	1
Dexter Wynn, 2006-07	52	1,193	22.9	39	0
Jermaine Lewis, 2002	46	961	20.9	45	0
DeAndre Carter, 2018-20	35	779	22.3	31	0
Steve Slaton, 2008-11	39	767	19.7	50	0
Danieal Manning, 2011-14	28	659	23.5	46	0

INTERCEPTIONS

Player	No	Yds	Avg	Lg	TD
Johnathan Joseph, 2011-19	17	410	24	82t	4
Kareem Jackson, 2010-18	16	336	21	65	3
Dunta Robinson, 2004-09	13	162	12.5	61	1
Andre Hal, 2014-18	12	102	9	31	1
Marcus Coleman, 2002-05	11	217	19.7	102t	1
Aaron Glenn, 2002-04	11	221	20.1	70t	2
Quintin Demps, 2010-16	9	101	11.2	42	0
Brian Cushing, 2009-17	8	50	6.3	20	1
Justin Reid, 2018-21	7	228	32.6	101t	1
Jason Allen, 2010-11	7	35	5	34	0

TACKLES

Player	Solo	Assist	Total
Brian Cushing, 2009-17	424	240	664
DeMeco Ryans, 2006-11	479	157	636
Kareem Jackson, 2010-18	465	91	556
Zach Cunningham, 2017-21	350	204	554

J.J. Watt, 2011-20	409	122	531
Benardrick McKinney, 2015-20	314	216	530
Johnathan Joseph, 2011-19	421	61	482
Jamie Sharper, 2002-04	300	142	442
Dunta Robinson, 2004-09	332	64	396
Morlon Greenwood, 2005-08	289	96	385

SACKS

Player	Sacks	Yards
J.J. Watt, 2011-20	101.0	713.5
Whitney Mercilus, 2012-21	57.0	322
Mario Williams, 2006-11	53.0	320.5
Jadeveon Clowney, 2011-18	29.0	230
Antonio Smith, 2009-13, 2016	27.5	182
Connor Barwin, 2009-12	19.0	136.5
Kailee Wong, 2002-06	15.0	68.5
Brooks Reed, 2011-14	14.5	83.5
Brian Cushing, 2009-17	13.5	80.5
Jason Babin, 2004-06	13.0	85

RUSHING YARDS

Year	Player	Att	Yds	Avg	Long	TD
2002	Jonathan Wells	197	529	2.7	37	3
2003	Domanick Williams	238	1,031	4.3	51	8
2004	Domanick Williams	302	1,188	3.9	44	13
2005	Domanick Williams	230	976	4.2	44	2
2006	Ron Dayne	151	612	4.1	19	5
2007	Ron Dayne	194	773	4	39	6
2008	Steve Slaton	268	1,282	4.8	71t	9
2009	Steve Slaton	131	437	3.3	32t	3
2010	Arian Foster	327	1,616	4.9	74t	16
2011	Arian Foster	278	1,224	4.4	43	10
2012	Arian Foster	351	1,424	4.1	46	15
2013	Ben Tate	181	771	4.3	60	4
2014	Arian Foster	260	1,246	4.8	51	8
2015	Alfred Blue	183	698	3.8	41	2
2016	Lamar Miller	268	1,073	4	45	5
2017	Lamar Miller	238	888	3.7	21	3
2018	Lamar Miller	210	973	4.63	97	5
2019	Carlos Hyde	245	1,070	4.37	58	6
2020	David Johnson	147	691	4.7	48	6
2021	Rex Burkhead	122	427	3.5	36	3

RECEIVING YARDS

Year	Player	Rec	Yds	Avg	Long	TD
2002	Corey Bradford	45	697	15.5	81	6
2003	Andre Johnson	66	976	14.8	46t	4
2004	Andre Johnson	79	1,142	14.5	54t	6
2005	Andre Johnson	63	688	10.9	53t	2
2006	Andre Johnson	103	1,147	11.1	53	5
2007	Andre Johnson	60	581	14.2	77t	8
2008	Andre Johnson	115	1,575	13.7	65	8
2009	Andre Johnson	101	1,569	15.5	72t	9
2010	Andre Johnson	86	1,216	14.1	60	8

ALL-TIME / YEAR-BY-YEAR LEADERS



2011	Owen Daniels	54	677	12.5	34	3
2012	Andre Johnson	112	1,598	14.3	60t	4
2013	Andre Johnson	109	1,407	12.9	62t	5
2014	DeAndre Hopkins	76	1,210	15.9	76t	6
2015	DeAndre Hopkins	111	1,521	13.7	61t	11
2016	DeAndre Hopkins	78	954	12.2	51	4
2017	DeAndre Hopkins	96	1,378	14.4	72t	13
2018	DeAndre Hopkins	115	1,572	13.7	49	11
2019	DeAndre Hopkins	100	1,165	11.2	43	7
2020	Brandin Cooks	81	1,150	14.2	57t	6
2021	Brandin Cooks	90	1,037	11.5	52	6

RECEPTIONS

Year	Player	Rec	Yds	Avg	Long	TD
2002	Billy Miller	51	613	12	42	3
2003	Andre Johnson	66	976	14.8	46t	4
2004	Andre Johnson	79	1,142	14.5	54t	6
2005	Andre Johnson	63	688	10.9	53t	2
2006	Andre Johnson	103	1,147	11.1	53	5
2007	Kevin Walter	65	800	12.3	46	4
2008	Andre Johnson	115	1,575	13.7	65	8
2009	Andre Johnson	101	1,569	15.5	72t	9
2010	Andre Johnson	86	1,216	14.1	60	8
2011	Owen Daniels	54	677	12.5	34	3
2012	Andre Johnson	112	1,598	14.3	60t	4
2013	Andre Johnson	109	1,407	12.9	62t	5
2014	Andre Johnson	85	936	11	35	3
2015	DeAndre Hopkins	111	1,521	13.7	61t	11
2016	DeAndre Hopkins	78	954	12.2	51	4
2017	DeAndre Hopkins	96	1,378	14.4	72t	13
2018	DeAndre Hopkins	115	1,572	13.7	49	11
2019	DeAndre Hopkins	100	1,165	11.2	43	7
2020	Brandin Cooks	81	1,150	14.2	57t	6
2021	Brandin Cooks	90	1,037	11.5	52	6

SCRIMMAGE YARDS (RUSHING & RECEIVING)

Year	Player	Rushing	Receiving	Total
2002	James Allen	519	302	821
2003	Domanick Williams	1,031	351	1,382
2004	Domanick Williams	1,188	588	1,776
2005	Domanick Williams	976	337	1,313
2006	Andre Johnson	14	1,147	1,161
2007	Ron Dayne	773	112	885
2008	Steve Slaton	1,282	377	1,659
2009	Andre Johnson	10	1,569	1,579
2010	Arian Foster	1,616	604	2,220
2011	Arian Foster	1,224	617	1,841
2012	Arian Foster	1,424	217	1,641
2013	Andre Johnson	0	1,407	1,407
2014	Arian Foster	1,246	327	1,573
2015	DeAndre Hopkins	0	1,521	1,521
2016	Lamar Miller	1,073	188	1,261
2017	DeAndre Hopkins	0	1,378	1,378
2018	DeAndre Hopkins	-7	1,572	1,565
2019	DeAndre Hopkins	18	1,165	1,183
2020	Brandin Cooks	0	1,150	1,150
2021	Brandin Cooks	21	1,037	1,058

PASSING YARDS

Year	Player	A	C	Pct	Yds	TD	Int	Lg	Rtg
2002	David Carr	444	233	52.5	2,592	9	15	81	62.8
2003	David Carr	295	167	56.6	2,013	9	13	78t	69.5
2004	David Carr	466	285	61.2	3,531	16	14	69	83.5
2005	David Carr	423	256	60.5	2,488	14	11	53t	77.2
2006	David Carr	442	302	68.3	2,767	11	12	53	82.1
2007	Matt Schaub	289	192	66.4	2,241	9	9	77t	87.2
2008	Matt Schaub	380	251	66.1	3,043	15	10	65	92.7
2009	Matt Schaub	583	396	67.9	4,770	29	15	72t	98.6
2010	Matt Schaub	574	365	63.6	4,370	24	12	60	92
2011	Matt Schaub	292	178	61	2,479	15	6	80t	96.8
2012	Matt Schaub	544	350	64.3	4,008	22	12	60t	90.7
2013	Matt Schaub	358	219	61.2	2,310	10	14	46	73
2014	Ryan Fitzpatrick	312	197	63.1	2,483	17	8	76t	95.3
2015	Brian Hoyer	369	224	60.7	2,606	19	7	49	91.4
2016	Brock Osweiler	510	301	59	2,957	15	16	53	72.2
2017	Deshaun Watson	204	126	61.8	1,699	19	8	72t	103
2018	Deshaun Watson	505	345	68.3	4,165	26	9	73t	103.1
2019	Deshaun Watson	495	333	67.3	3,852	26	12	54	98.0
2020	Deshaun Watson	544	382	70.2	4,823	33	7	77t	112.4
2021	Davis Mills	394	263	66.8	2,664	16	10	67t	88.8

SCORING

Year	Player	TD	PAT	2PT	FG	TP
2002	Kris Brown	-	20/20	-	17/24	71
2003	Kris Brown	-	27/27	-	18/22	81
2004	Kris Brown	-	34/34	-	17/24	85
2005	Kris Brown	-	24/24	-	26/34	102
2006	Kris Brown	-	26/27	-	19/25	83
2007	Kris Brown	-	40/40	-	25/29	115
2008	Kris Brown	-	37/37	-	29/33	124
2009	Kris Brown	-	43/44	-	21/32	106
2010	Neil Rackers	-	43/43	-	27/30	124
2011	Neil Rackers	-	39/40	-	32/38	135
2012	Shayne Graham	-	45/45	-	31/38	138
2013	Randy Bullock	-	26/26	-	26/35	104
2014	Randy Bullock	-	40/40	-	30/35	130
2015	Nick Novak	-	29/31	-	18/21	83
2016	Nick Novak	-	22/25	-	35/41	127
2017	Ka'imi Fairbairn	-	32/35	-	20/25	92
2018	Ka'imi Fairbairn	-	39/41	-	37/42	150
2019	Ka'imi Fairbairn	-	40/45	-	20/25	98
2020	Ka'imi Fairbairn	-	37/40	-	27/31	118
2021	Ka'imi Fairbairn	-	13/16	-	15/19	58

FIELD GOALS

Year	Player	FGA	FGM	Pct	Long
2002	Kris Brown	24	17	70.8	51
2003	Kris Brown	22	18	81.8	50
2004	Kris Brown	24	17	70.8	50
2005	Kris Brown	34	26	76.5	53
2006	Kris Brown	25	19	76	49
2007	Kris Brown	29	25	86.2	57
2008	Kris Brown	33	29	87.9	53
2009	Kris Brown	32	21	65.6	56

ALL-TIME / YEAR-BY-YEAR LEADERS



2010	Neil Rackers	30	27	90	57
2011	Neil Rackers	38	32	84.2	54
2012	Shayne Graham	38	31	81.6	51
2013	Randy Bullock	35	26	74.3	51
2014	Randy Bullock	35	30	85.7	55
2015	Nick Novak	21	18	85.7	51
2016	Nick Novak	41	35	85.4	53
2017	Ka'imi Fairbairn	25	20	80	55
2018	Ka'imi Fairbairn	42	37	88.1	54
2019	Ka'imi Fairbairn	25	20	80.0	54
2020	Ka'imi Fairbairn	31	27	87.1	54
2021	Ka'imi Fairbairn	19	15	78.9	61

PUNTING AVERAGE

Year	Player	No	Yds	Avg	Long	Blk
2002	Chad Stanley	114	4,720	41.4	62	2
2003	Chad Stanley	97	4,028	41.5	58	0
2004	Chad Stanley	73	3,009	41.2	57	0
2005	Chad Stanley	77	2,990	38.8	61	0
2006	Chad Stanley	76	3,161	41.6	62	0
2007	Matt Turk	55	2,296	41.7	59	0
2008	Matt Turk	53	2,240	42.3	59	0
2009	Matt Turk	67	2,866	42.8	62	0
2010	Matt Turk	63	2,650	42.1	60	0
2011	Brett Hartmann	58	2,573	44.4	69	0
2012	Donnie Jones	88	4,150	47.2	66	0
2013	Shane Lechler	88	4,189	47.6	65	0
2014	Shane Lechler	83	3,845	46.3	71	1
2015	Shane Lechler	95	4,497	47.3	64	0
2016	Shane Lechler	72	3,423	47.5	62	0
2017	Shane Lechler	92	4,507	49	68	0
2018	Trevor Daniel	74	3,237	43.7	61	0
2019	Bryan Anger	45	2,094	46.5	71	0
2020	Bryan Anger	54	2,505	46.4	67	0
2021	Cameron Johnston	88	4,108	46.7	69	0

PUNT RETURN YARDS

Year	Player	No	Yds	Avg	Long	TD
2002	Jermaine Lewis	36	280	7.8	48	0
2003	J.J. Moses	36	244	6.8	40	0
2004	J.J. Moses	36	309	8.6	27	0
2005	Phillip Buchanon	12	101	8.4	37	0
2006	Dexter Wynn	12	139	11.6	58	0
2007	Jacoby Jones	30	286	9.5	74	0
2008	Jacoby Jones	32	386	12.1	73t	2
2009	Jacoby Jones	39	426	10.9	62	0
2010	Jacoby Jones	29	204	7	39	0
2011	Jacoby Jones	49	518	10.6	79t	1
2012	Keshawn Martin	22	267	12.1	71	0
2013	Keshawn Martin	39	345	8.8	87t	1
2014	Keshawn Martin	25	154	6.2	21	0
2015	Keith Mumphrey	36	280	7.8	20	0
2016	Tyler Ervin	27	261	9.7	57	0
2017	Will Fuller V	9	135	15	49	0
2018	Tyler Ervin	21	175	8.3	27	0
2019	DeAndre Carter	22	214	9.7	23	0
2020	DeAndre Carter	11	96	8.7	19	0
2021	Desmond King II	17	154	9.1	20	0

KICKOFF RETURN YARDS

Year	Player	No	Yds	Avg	Long	TD
2002	Jermaine Lewis	46	961	20.9	45	0
2003	J.J. Moses	58	1,355	23.4	70	0
2004	J.J. Moses	59	1,303	22.1	49	0
2005	Jerome Mathis	54	1,542	28.6	99t	2
2006	Dexter Wynn	30	670	22.3	38	0
2007	André Davis	32	968	30.3	104t	3
2008	André Davis	43	993	23.1	50	0
2009	André Davis	33	782	23.7	63	0
2010	Steve Slaton	39	767	19.7	50	0
2011	Danieal Manning	13	356	27.4	46	0
2012	Keshawn Martin	31	741	23.9	54	0
2013	Keshawn Martin	36	947	26.3	50	0
2014	Danieal Manning	13	267	20.5	41	0
2015	Keith Mumphrey	14	338	24.1	41	0
2016	Tyler Ervin	14	263	18.8	33	0
2017	Chris Thompson	17	369	21.7	42	0
2018	Tyler Ervin	10	253	25.3	36	0
2019	DeAndre Carter	14	308	22.0	28	0
2020	DeAndre Carter	12	250	20.8	19	0
2021	Tremont Smith	21	533	25.4	98t	1

INTERCEPTIONS

Year	Player	No	Yds	Avg	Long	TD
2002	Aaron Glenn	5	181	36.2	70t	2
2003	Marcus Coleman	7	95	13.6	41	0
2004	Dunta Robinson	6	146	24.3	61	0
2005	Glenn Earl	2	2	1	2	0
2006	Dunta Robinson	2	9	4.5	9	1
	DeMarcus Faggins	2	0	0	0	0
2007	Fred Bennet	3	47	15.7	33	0
2008	Jacques Reeves	4	108	27	44t	1
2009	Bernard Pollard	4	121	30.3	70t	1
	Brian Cushing	4	26	6.5	20	0
2010	Troy Nolan	3	35	11.7	20	0
	Glover Quin	3	12	4	10	0
	Jason Allen	3	1	0.3	1	0
2011	Johnathan Joseph	4	40	10	29	0
	Jason Allen	4	34	8.5	34	0
2012	Kareem Jackson	4	71	17.8	63t	1
2013	Johnathan Joseph	3	64	21.3	32	0
2014	A.J. Bouye	3	120	40	67	1
	Kareem Jackson	3	97	32.3	65	0
	Jumal Rolle	3	25	8.3	13	0
2015	Andre Hal	4	54	13.5	31t	1
2016	Quintin Demps	6	54	9	19	0
2017	Andre Hal	3	10	3.3	7	0
2018	Two Players	3	-	-	-	-
2019	Tashaun Gipson Sr.	3	105	35.0	79t	1
2020	3 Players Tied	1	-	-	19t	1
2021	Lonnie Johnson Jr.	3	47	15.7	32	0
	Desmond King II	3	25	8.3	25	0

TOTAL TACKLES

Year	Player, Pos.	Solo	Assist	Total
2002	Jay Foreman	101	36	137
	Jamie Sharper	95	42	137
2003	Jamie Sharper	107	59	166
2004	Jamie Sharper	98	41	139

ALL-TIME / YEAR-BY-YEAR LEADERS



2005	Morlon Greenwood	82	30	112
2006	DeMeco Ryans	126	30	156
2007	DeMeco Ryans	98	29	127
2008	DeMeco Ryans	86	26	112
2009	Brian Cushing	86	47	133
2010	Bernard Pollard	82	30	112
2011	Brian Cushing	76	38	114
2012	Glover Quin	64	20	84
2013	Darryl Sharpton	56	31	87
2014	Kendrick Lewis	52	32	84
2015	Brian Cushing	63	47	110
2016	Benardrick McKinney	79	50	129
2017	Benardrick McKinney	62	33	95
2018	Zach Cunningham	73	34	105
2019	Zach Cunningham	95	42	137
2020	Zach Cunningham	106	58	164
2021	Kamu Grugier-Hill	70	36	106

SACKS

Year	Player, Pos.	Sacks	Yards
2002	Jeff Posey	8	77
2003	Jamie Sharper	4	19
2004	Kailee Wong	5.5	29
2005	Shantee Orr	7	40
2006	Jason Babin	5.5	39
2007	Mario Williams	14	82.5
2008	Mario Williams	12	82
2009	Mario Williams	9	52
2010	Mario Williams	8.5	54.5
2011	Connor Barwin	11.5	78.5
2012	J.J. Watt	20.5	138.5
2013	J.J. Watt	10.5	70.5
2014	J.J. Watt	20.5	140

2015	J.J. Watt	17.5	118
2016	Whitney Mercilus	7.5	56.5
2017	Jadeveon Clowney	9.5	67
2018	J.J. Watt	16.0	119.0
2019	Whitney Mercilus	7.5	44.5
2020	J.J. Watt	5	41
2021	Jonathan Greenard	8	50

SPECIAL TEAMS TACKLES

Year	Player, Pos.	Solo	Assist	Total
2002	Jason Bell	14	2	16
2003	Ramon Walker	13	4	17
2004	Antwan Peek	10	8	18
2005	Ramon Walker	12	6	18
2006	Troy Evans	11	2	13
2007	Jameel Cook	12	1	13
2008	Kevin Bentley	16	7	23
2009	Kevin Bentley	9	11	20
2010	James Casey	10	7	17
2011	Tim Dobbins	9	0	9
2012	Bryan Braman	14	2	16
2013	Justin Tuggle	10	1	11
2014	Jeff Tarpinian	7	5	12
2015	Brian Peters	11	6	17
2016	Don Jones	9	2	11
2017	Kurtis Drummond	8	3	11
2018	A.J. Moore Jr.	7	4	11
2019	A.J. Moore Jr.	7	5	12
2020	Keion Crossen	8	4	12
2021	Neville Hewitt	5	4	9

REGULAR SEASON INDIVIDUAL RECORDS



oy o\g;j aa`i n`

t \m_n;anj h;n^mch h\b`;;Cmpncd b&M`^` dgd bD

Career

13,651	Andre Johnson, 2003-14
8,740	Arian Foster, 2009-15
8,613	DeAndre Hopkins, 2013-19
4,617	Owen Daniels, 2006-13
4,471	Domanick Williams#, 2003-05

Season

2,220	Arian Foster, 2010
1,841	Arian Foster, 2011
1,776	Domanick Williams#, 2004
1,649	Steve Slaton, 2008
1,641	Arian Foster, 2012

Season, Rookie

1,659	Steve Slaton, 2008
1,382	Domanick Williams#, 2003
966	Andre Johnson, 2003

- Domanick Williams known as Domanick Davis prior to 2006.

^j h] d ` _ ;i `o;t \m_n;b\d ` _ ;Cmpncd b&M`^` dgd b&M` opmi nD

Most Seasons Leading Team

4	DeAndre Hopkins, 2015, 2017-19
	Arian Foster, 2010-12, 2014
2	Brandin Cooks, 2020-21
	Andre Johnson, 2006, 2009

Most Consecutive Seasons Leading Team

3	Arian Foster, 2010-12
	DeAndre Hopkins, 2017-19

Career

13,651	Andre Johnson, 2003-14
8,740	Arian Foster, 2009-15
8,613	DeAndre Hopkins, 2013-19
5,004	Jacoby Jones, 2007-11
4,617	Owen Daniels, 2006-13

Season

2,220	Arian Foster, 2010
1,841	Arian Foster, 2011
1,776	Domanick Williams#, 2004
1,675	Jerome Mathis, 2005

- Domanick Williams known as Domanick Davis prior to 2006.

^j h] d ` _ ;\oo` h kon;Cmpncd b&M`^` dgd b&M` opmi nD

Career

1,703	Arian Foster, 2009-15
1,035	Andre Johnson, 2003-14
931	Domanick Williams#, 2003-05
808	Lamar Miller, 2016-2019
742	Alfred Blue, 2014-18
632	DeAndre Hopkins, 2013-19

562	Steve Slaton, 2008-11
-----	-----------------------

- Domanick Williams known as Domanick Davis prior to 2006.

Season

393	Arian Foster, 2010
391	Arian Foster, 2012
370	Domanick Williams#, 2004
331	Arian Foster, 2011

- Domanick Williams known as Domanick Davis prior to 2006.

Game

39	Arian Foster vs. Tennessee, 11/28/10
38	Domanick Williams# at Indianapolis, 11/14/04
36	Alfred Blue at Cleveland, 11/16/14
	Domanick Williams# at Detroit, 9/19/04
	Domanick Williams# vs. N.Y. Jets, 10/19/03

- Domanick Williams known as Domanick Davis prior to 2006.

Game, Opponent

45	Rudi Johnson at Cincinnati, 11/9/03
37	Larry Johnson vs. Kansas City, 11/20/05
	Christian McCaffrey vs. Carolina, 09/29/19
	DeMarco Murray at Dallas, 10/05/14

mpncd b

mpncd b;\oo` h kon

Most Seasons Leading Team

4	Arian Foster, 2010-12, 14
3	Lamar Miller, 2016-18
	Domanick Williams#, 2003-05
2	Steve Slaton, 2008-09
	Ron Dayne, 2006-07

- Domanick Williams known as Domanick Davis prior to 2006.

Most Consecutive Seasons Leading Team

3	Arian Foster, 2010-12
	Lamar Miller, 2016-18
	Domanick Williams#, 2003-05
2	Steve Slaton, 2008-09
	Ron Dayne, 2006-07

- Domanick Williams known as Domanick Davis prior to 2006.

Career

1,454	Arian Foster, 2009-15
770	Domanick Williams#, 2003-05
716	Lamar Miller, 2016-19
673	Alfred Blue, 2014-18

- Domanick Williams known as Domanick Davis prior to 2006.

Season

351	Arian Foster, 2012
327	Arian Foster, 2010
302	Domanick Williams#, 2004
278	Arian Foster, 2011

- Domanick Williams known as Domanick Davis prior to 2006.

REGULAR SEASON INDIVIDUAL RECORDS



Season, Rookie

268	Steve Slaton, 2008
238	Domanick Williams#, 2003
197	Jonathan Wells, 2002

- Domanick Williams known as Domanick Davis prior to 2006.

Game

36	Alfred Blue at Cleveland, 11/16/14
33	Arian Foster vs. Jacksonville, 10/30/11
	Arian Foster vs. Indianapolis, 9/12/10

Game, Rookie

36	Alfred Blue at Cleveland, 11/16/14
27	Domanick Williams# vs. N.Y. Jets, 10/19/03
26	Domanick Williams# at Buffalo, 11/16/03
	Steve Slaton at Green Bay, 12/7/08

- Domanick Williams known as Domanick Davis prior to 2006.

Game, Opponent

43	Rudi Johnson, at Cincinnati, 11/9/03
36	Larry Johnson, vs. Kansas City, 11/20/05
34	Thomas Jones, at Tampa Bay, 12/14/03
	Rashad Jennings at N.Y. Giants, 9/21/14

mpncd b;t \m_n;b\d ` _

Most Seasons Leading Team

4	Arian Foster, 2010-12, 14
3	Lamar Miller, 2016-18
	Domanick Williams#, 2003-05
2	Steve Slaton, 2008-09
	Ron Dayne, 2006-07

- Domanick Williams known as Domanick Davis prior to 2006.

Most Consecutive Seasons Leading Team

3	Lamar Miller, 2016-18
	Arian Foster, 2010-12
	Domanick Williams#, 2003-05
2	Steve Slaton, 2008-09
	Ron Dayne, 2006-07

- Domanick Williams known as Domanick Davis prior to 2006.

Career

6,472	Arian Foster, 2009-15
3,195	Domanick Williams#, 2003-05
2,934	Lamar Miller, 2016-19
2,407	Alfred Blue, 2014-18
1,992	Ben Tate, 2011-13

- Domanick Williams known as Domanick Davis prior to 2006.

Seasons, 1,000 or More Yards Rushing

4	Arian Foster, 2010-12, 14
2	Domanick Williams#, 2003-04
1	Steve Slaton, 2008
	Lamar Miller, 2016
	Carlos Hyde, 2019

- Domanick Williams known as Domanick Davis prior to 2006.

Consecutive Seasons, 1,000 or More Yards Rushing

3	Arian Foster, 2010-12
2	Domanick Williams#, 2003-04

- Domanick Williams known as Domanick Davis prior to 2006.

Season

1,616	Arian Foster, 2010
1,424	Arian Foster, 2012
1,282	Steve Slaton, 2008
1,246	Arian Foster, 2014
1,224	Arian Foster, 2011
1,188	Domanick Williams#, 2004
1,073	Lamar Miller, 2016
1,070	Carlos Hyde, 2019
1,031	Domanick Williams#, 2003

- Domanick Williams known as Domanick Davis prior to 2006.

Season, Rookie

1,282	Steve Slaton, 2008
1,031	Domanick Williams#, 2003
529	Jonathan Wells, 2002
528	Alfred Blue, 2014

- Domanick Williams known as Domanick Davis prior to 2006.

Game

231	Arian Foster vs. Indianapolis, 9/12/10
180	Arian Foster vs. Jacksonville, 1/2/11
165	Arian Foster vs. Indianapolis, 12/16/12
162	Lamar Miller vs. Tennessee, 11/27/18
160	Carlos Hyde at Jacksonville, 11/3/19
158	Arian Foster at Indianapolis, 12/22/11
	Domanick Williams# at Jacksonville, 12/26/04

- Domanick Williams known as Domanick Davis prior to 2006.

Game, Opponent

250	Derrick Henry vs. Tennessee, 1/3/21
212	Derrick Henry vs. Tennessee, 10/18/20
211	Larry Johnson vs. Kansas City, 11/20/05
	Derrick Henry vs. Tennessee, 12/29/19
197	Chris Johnson at Tennessee, 9/20/09
182	Rudi Johnson at Cincinnati, 11/9/03

Game, Rookie

156	Alfred Blue at Cleveland, 11/16/14
	Steve Slaton at Indianapolis, 11/16/08
130	Steve Slaton vs. Jacksonville, 12/01/08

Games, 100 or More Yards Rushing

32	Arian Foster, 2009-14
11	Domanick Williams#, 2003-05
8	Lamar Miller, 2016-18
5	Ben Tate, 2011-13
	Alfred Blue, 2014-17
	Steve Slaton, 2008

- Domanick Williams known as Domanick Davis prior to 2006.

REGULAR SEASON INDIVIDUAL RECORDS



Consecutive Games, 100 or More Yards

4	Arian Foster, 10/5/14-10/26/14
3	Arian Foster, 10/23/11-11/6/11
	Steve Slaton, 12/1/08-12/14/08

Longest Run From Scrimmage

97t	Lamar Miller vs. Tennessee, 11/27/18
81t	Justin Forsett at Detroit, 11/22/12
74t	Arian Foster at Oakland, 10/3/10
71t	Steve Slaton at Indianapolis, 11/16/08
60	Ben Tate vs. Tennessee, 9/15/13
58	Carlos Hyde at Jacksonville, 11/3/19
	Lamar Miller vs. Miami, 10/25/18
56	Arian Foster vs. Jacksonville, 1/2/11
	Ben Tate at Tennessee, 1/1/12

Longest Run From Scrimmage, Opponent

91t	Chris Johnson at Tennessee, 9/20/09
85t	Lamar Miller at Miami, 10/25/15
83	Jonathan Taylor at Indianapolis, 10/17/21
80t	Rashad Jennings vs. Oakland, 11/17/13
76	Fred Taylor at Jacksonville, 10/14/07

mpncd b;\q`mlb`;b\ d

Career (750 attempts)

4.45	Arian Foster, 2009-15
4.15	Domanick Williams#, 2003-05

- Domanick Williams known as Domanick Davis prior to 2006.

Season (100 attempts)

5.38	Ben Tate, 2011 (175-942)
4.94	Arian Foster, 2010 (327-1,616)
4.79	Arian Foster, 2014 (260-1,246)
4.78	Steve Slaton, 2008 (268-1,282)
4.63	Lamar Miller, 2018 (210-973)
4.48	Arian Foster, 2013 (121-542)
4.40	Arian Foster, 2011 (278-1,224)

Game (10 attempts)

13.5	Lamar Miller vs. Tennessee, 11/27/18 (12-162)
11.1	Steve Slaton at Indianapolis, 11/16/08 (14-156)
10.6	David Johnson vs. Cincinnati Bengals 12/27/20 (12-128)
9.6	Ben Tate vs. Cleveland, 11/6/11 (12-115)
8.6	Darius Walker vs. Jacksonville, 12/30/07 (10-86)
8.4	Carlos Hyde at Jacksonville, 11/3/19 (19-160)
8.3	Carlos Hyde at New Orleans, 9/9/19 (10-83)
8.1	Domanick Williams# vs. Tennessee, 11/28/04 (16-129)
7.8	Arian Foster at Oakland, 10/3/10 (17-133)

- Domanick Williams known as Domanick Davis prior to 2006.

mpncd b;oj p^c_j r i n

Seasons Leading Team

4	Arian Foster, 2010-12, 14
3	Lamar Miller, 2016-18

2	Deshaun Watson, 2018-19
	Jonathan Wells, 2002, 05
	Domanick Williams#, 2003-04
	Ron Dayne, 2006-07

- Domanick Williams known as Domanick Davis prior to 2006.

Consecutive Seasons Leading Team

3	Lamar Miller, 2016-18
	Arian Foster, 2010-12
2	Deshaun Watson, 2018-19
	Domanick Williams#, 2003-04
	Ron Dayne, 2006-07

- Domanick Williams known as Domanick Davis prior to 2006.

Career

54	Arian Foster, 2009-15
23	Domanick Williams#, 2003-05
17	Deshaun Watson, 2017-21
13	Lamar Miller, 2016-19
12	Steve Slaton, 2008-11

- Domanick Williams known as Domanick Davis prior to 2006.

Season

16	Arian Foster, 2010
15	Arian Foster, 2012
13	Domanick Williams#, 2004
10	Arian Foster, 2011
9	Steve Slaton, 2008

- Domanick Williams known as Domanick Davis prior to 2006.

Game

3	Ben Tate vs. New England, 12/1/13
3	Arian Foster vs. Indianapolis, 9/12/10
3	Ryan Moats at Buffalo, 11/1/09

Game, Rookie

2	8x - last: D'Onta Foreman vs. Arizona, 11/19/2017
---	---

Game, Opponent

4	Shaun Alexander at Seattle, 10/16/05
3	Derrick Henry vs. Tennessee, 12/29/19
	Devonta Freeman at Atlanta, 10/4/15
	Maurice Jones-Drew vs. Jacksonville, 9/27/09
	Willie Parker vs. Pittsburgh, 9/7/08
	LaBrandon Toefield vs. Jacksonville, 12/24/05

Consecutive Games With A Rushing Touchdown

6	Arian Foster, 10/23/11 – 12/4/11
	Domanick Williams#, 11/28/04 – 1/2/05
5	Arian Foster, 9/30/12 – 11/4/12
	Arian Foster, 10/17/10 – 11/21/10
4	Deshaun Watson, 12/23/18 – 9/15/19
	Arian Foster, 12/18/11 – 9/16/12

- Domanick Williams known as Domanick Davis prior to 2006.

REGULAR SEASON INDIVIDUAL RECORDS



Yards

Yards

Seasons Leading Team

7	Matt Schaub, 2007-13
5	David Carr, 2002-06

Consecutive Seasons Leading Team

7	Matt Schaub, 2007-13
5	David Carr, 2002-06

Yards per Attempt

Career (1,500 attempts)

104.5	Deshaun Watson, 2017-21
90.9	Matt Schaub, 2007-13
75.5	David Carr, 2002-06

Season (204 attempts)

112.4	Deshaun Watson, 2020
103.1	Deshaun Watson, 2018
103.0	Deshaun Watson, 2017
98.6	Matt Schaub, 2009
98.0	Deshaun Watson, 2019
96.8	Matt Schaub, 2011
95.3	Ryan Fitzpatrick, 2014
92.7	Matt Schaub, 2008

Season, Rookie (204 attempts)

103.0	Deshaun Watson, 2017
88.8	Davis Mills, 2021
62.8	David Carr, 2002

Game (20 attempts)

158.3	Deshaun Watson vs. Atlanta, 10/6/19
156.0	Deshaun Watson vs Miami, 10/25/18
150.4	Deshaun Watson vs. Detroit, 11/26/20
147.7	Matt Schaub at Tennessee, 10/23/11
147.5	Ryan Fitzpatrick vs. Tennessee, 11/30/14
144.0	Matt Schaub vs. Cincinnati, 10/26/08
141.7	Davis Mills vs. New England, 10/10/21
140.7	Deshaun Watson vs. New England, 12/01/19
140.2	David Carr at Indianapolis, 9/17/06
135.8	Deshaun Watson at Los Angeles Chargers, 9/22/19
134.2	Deshaun Watson vs. New York Jets, 12/15/18
130.9	Deshaun Watson vs. Tennessee, 11/27/18
130.6	Davis Mills vs. Los Angeles Chargers, 12/26/21

Game, Opponent (20 attempts)

147.7	Marcus Mariota vs. Tennessee, 11/27/18
146.8	Steve McNair at Tennessee, 10/12/03
146.8	Jon Kitna vs. Cincinnati, 11/3/02
146.2	Tom Brady at New England, 9/24/17
143.8	Blake Bortles at Jacksonville, 12/17/17
139.8	Ben Roethlisberger vs. Pittsburgh, 9/18/05
139.2	Lamar Jackson at Baltimore, 11/17/19

Touchdowns

Seasons Leading Team

7	Matt Schaub, 2007-13
5	David Carr, 2002-06

Consecutive Seasons Leading Team

7	Matt Schaub, 2007-13
5	David Carr, 2002-06

Career

3,020	Matt Schaub, 2007-13
2,070	David Carr, 2002-06
1,748	Deshaun Watson, 2017-20
510	Brock Osweiler, 2016

Season

583	Matt Schaub, 2009
574	Matt Schaub, 2010
544	Deshaun Watson, 2020
	Matt Schaub, 2012
510	Brock Osweiler, 2016
505	Deshaun Watson, 2018
495	Deshaun Watson, 2019
466	David Carr, 2004

Season, Rookie

444	David Carr, 2002
394	Davis Mills, 2021
204	Deshaun Watson, 2017
134	T.J. Yates, 2011

Game

62	Matt Schaub vs. Baltimore, 12/13/10
58	Ryan Mallett at Carolina, 9/20/15
55	Matt Schaub vs. Jacksonville, 11/18/12
54	Matt Schaub at Tennessee, 12/19/10
	David Carr at N.Y. Jets, 11/26/06
52	Matt Schaub at Washington, 9/19/10
51	Matt Schaub vs. Oakland, 10/9/11
50	Matt Schaub at Arizona, 10/11/09
	Deshaun Watson vs. Denver, 12/8/19

Game, Opponent

62	Andrew Luck vs Indianapolis, 9/30/18
61	Matthew Stafford at Detroit, 11/22/12
57	Peyton Manning vs. Indianapolis, 9/12/10
	Tommy Maddox at Pittsburgh, 12/8/02
55	Chad Henne at Miami, 12/27/09
53	Blake Bortles at Jacksonville, 10/18/15
52	Peyton Manning at Denver, 9/23/12
51	Peyton Manning vs. Denver, 12/22/13
	Zach Mettenberger at Tennessee, 12/27/15

Interceptions

Seasons Leading Team

7	Matt Schaub, 2007-13
5	David Carr, 2002-06

REGULAR SEASON INDIVIDUAL RECORDS



Consecutive Seasons Leading Team

7	Matt Schaub, 2007-13
5	David Carr, 2002-06

Career

1,951	Matt Schaub, 2007-13
1,243	David Carr, 2002-06
1,186	Deshaun Watson, 2017-20
301	Brock Osweiler, 2016
297	Sage Rosenfels, 2006-08

Season

396	Matt Schaub, 2009
382	Deshaun Watson, 2020
365	Matt Schaub, 2010
350	Matt Schaub, 2012

Season, Rookie

263	Davis Mills, 2021
233	David Carr, 2002
126	Deshaun Watson, 2017
82	T.J. Yates, 2011

Game

43	Matt Schaub vs. Jacksonville, 11/18/12
39	David Carr at N.Y. Jets, 11/26/06
38	Matt Schaub at Washington, 9/19/10
35	Matt Schaub at Tennessee, 12/19/10
	Matt Schaub at Arizona, 10/11/09

Game, Opponent

40	Andrew Luck at Indianapolis, 9/30/18
	Peyton Manning vs. Indianapolis, 9/12/10
36	Daunte Culpepper vs. Minnesota, 10/10/04
35	Nick Foles at Philadelphia, 12/23/18
	Chad Henne at Miami, 12/27/09
34	Peyton Manning at Indianapolis, 11/8/09

Consecutive Completions

*22	David Carr vs. Buffalo, 11/19/06
17	Matt Schaub vs. Jacksonville, 11/18/12
16	Matt Schaub vs. Indianapolis (14), 9/23/07; at Atlanta (2), 9/30/07
14	Davis Mills vs. Seattle, 12/12/21
13	David Carr at Indianapolis (9), 9/17/06; vs. Washington (4), 9/24/06
	Ryan Fitzpatrick vs. Washington (5), 9/7/14; at Oakland (8), 9/14/14

*Tied NFL record at the time

Consecutive Completions, Opponent

*22	Mark Brunell vs. Washington, 9/24/06
19	Marcus Mariota vs. Tennessee, 11/26/18

*Tied NFL record at the time

k\ndd b;^j hkg`odj i ;k`m^`i o\b`

Seasons Leading Team

6	Matt Schaub, 2007, 2009-13
5	David Carr, 2002-06

Consecutive Seasons Leading Team

5	Matt Schaub, 2009-13
5	David Carr, 2002-06

Career (1,500 attempts)

67.8	Deshaun Watson, 2017-20
64.6	Matt Schaub, 2007-13
60.1	David Carr, 2002-06

Season (224 attempts)

70.2	Deshaun Watson, 2020
68.3	Deshaun Watson, 2018
	David Carr, 2006
67.9	Matt Schaub, 2009
67.3	Deshaun Watson, 2019
66.8	Davis Mills, 2021
66.4	Matt Schaub, 2007
66.1	Matt Schaub, 2008
64.3	Matt Schaub, 2012

Game (20 attempts)

85.7	Matt Schaub vs. Cincinnati, 10/26/08
84.9	Deshaun Watson vs. Atlanta, 10/7/19
84.6	David Carr at Indianapolis, 9/17/06
83.9	Matt Schaub vs. Detroit, 10/19/08
83.3	David Carr vs. Buffalo, 11/19/06
81.8	Matt Schaub vs. Indianapolis, 9/23/07
	Matt Schaub vs. Jacksonville, 1/2/11

k\ndd b;t \m_n;b\d `

Seasons Leading Team

7	Matt Schaub, 2007-13
5	David Carr, 2002-06

Consecutive Seasons Leading Team

7	Matt Schaub, 2007-13
5	David Carr, 2002-06

Career

23,221	Matt Schaub, 2007-13
14,539	Deshaun Watson, 2017-20
13,391	David Carr, 2002-06
3,380	Sage Rosenfels, 2006-08

Seasons, 4,000 or More Yards Passing

3	Matt Schaub, 2009-10, 12
2	Deshaun Watson, 2018, 2020

Seasons, 3,000 or More Yards Passing

4	Matt Schaub, 2008-10, 2012
3	Deshaun Watson, 2018, 2019, 2020
1	David Carr, 2004

Season

4,823	Deshaun Watson, 2020
4,770	Matt Schaub, 2009
4,370	Matt Schaub, 2010
4,165	Deshaun Watson, 2018
4,008	Matt Schaub, 2012
3,852	Deshaun Watson, 2019

REGULAR SEASON INDIVIDUAL RECORDS



Season, Rookie

2,664	Davis Mills, 2021
2,592	David Carr, 2002
1,699	Deshaun Watson, 2017
949	T.J. Yates, 2011

Game

527	Matt Schaub vs. Jacksonville, 11/18/12 (OT)
497	Matt Schaub at Washington, 9/19/10 (OT)
426	Deshaun Watson vs. Atlanta, 10/6/19
416	Matt Schaub vs. Oakland, 10/9/11
414	Matt Schaub at Green Bay, 12/7/08
402	Deshaun Watson at Seattle, 10/29/17

Game, Opponent

471	Nick Foles at Philadelphia, 12/24/18
464	Andrew Luck at Indianapolis, 9/30/18
452	Russell Wilson at Seattle, 10/29/17
441	Matthew Stafford at Detroit, 11/22/12 (OT)
433	Peyton Manning vs. Indianapolis, 9/12/10
426	Donovan McNabb at Washington, 9/19/10

Games, 300 or More Yards Passing, Season

10	Deshaun Watson, 2020
9	Matt Schaub, 2009
7	Matt Schaub, 2010
5	Deshaun Watson, 2018
	Matt Schaub, 2008

Games, 300 or More Yards Passing, Career

27	Matt Schaub, 2007-13
20	Deshaun Watson, 2017-20
4	David Carr, 2003-06
1	Davis Mills, 2021
	Tom Savage, 2017
	Brian Hoyer, 2015
	Ryan Fitzpatrick, 2014
	Case Keenum, 2013
	T.J. Yates, 2011

Longest Pass Completion

81	David Carr to Corey Bradford vs. Buffalo, 10/13/02
80t	Matt Schaub to Jacoby Jones at Tampa Bay, 11/13/11
78t	Matt Schaub to Arian Foster at Tampa Bay, 11/13/11
78t	Matt Schaub to Arian Foster at Tennessee, 10/23/11
78t	David Carr to Corey Bradford at Miami, 9/7/03
77t	Deshaun Watson to Will Fuller V vs. Jacksonville, 11/8/20
	Matt Schaub to Andre Johnson vs. Kansas City, 9/9/07

k \nnd b;t \m_n;k`m^j hkg`oq i

Seasons Leading Team (224 attempts/season)

7	Matt Schaub, 2007-13
5	David Carr, 2002-06

Consecutive Seasons Leading Team

7	Matt Schaub, 2007-13
5	David Carr, 2002-06

Career (1,500 attempts)

12.26	Deshaun Watson, 2017-20
11.90	Matt Schaub, 2007-13
10.77	David Carr, 2002-06

Season (204 attempts)

13.93	Matt Schaub, 2011
13.48	Deshaun Watson, 2017
12.85	Case Keenum, 2013
12.63	Deshaun Watson, 2020
12.60	Ryan Fitzpatrick, 2014
12.39	David Carr, 2004
12.12	Matt Schaub, 2008

Season, Rookie (204 attempts)

13.48	Deshaun Watson, 2017
11.12	David Carr, 2002

Game (20 attempts)

21.16	Deshaun Watson at Seattle, 10/29/17
20.36	Matt Schaub vs. Oakland, 10/04/09
18.71	Deshaun Watson at Detroit 11/26/20
18.17	David Carr vs. Buffalo, 10/13/02
18.13	Case Keenum vs. New England, 12/01/13
18.07	Case Keenum at Kansas City, 10/20/13

k \nnd b;t \m_n;k`m^j hko

Seasons Leading Team (224 attempts/season)

6	Matt Schaub, 2007-12
5	David Carr, 2002-06

Consecutive Seasons Leading Team

6	Matt Schaub, 2007-12
5	David Carr, 2002-06

Career (1,500 attempts)

8.32	Deshaun Watson, 2017-20
7.69	Matt Schaub, 2007-13
6.47	David Carr, 2002-06

Season (204 attempts)

8.87	Deshaun Watson, 2020
8.49	Matt Schaub, 2011
8.33	Deshaun Watson, 2017
8.25	Deshaun Watson, 2018
8.18	Matt Schaub, 2009
8.01	Matt Schaub, 2010
7.96	Ryan Fitzpatrick, 2014
7.78	Deshaun Watson, 2019

Season, Rookie (204 attempts)

8.33	Deshaun Watson, 2017
6.76	Davis Mills, 2021
5.84	David Carr, 2002

Game (20 attempts)

13.40	Deshaun Watson at Seattle, 10/29/17
12.91	Deshaun Watson vs. Atlanta, 10/6/19
12.87	Matt Schaub at Tennessee, 10/23/11
12.72	Deshaun Watson at Detroit 11/26/20

REGULAR SEASON INDIVIDUAL RECORDS



11.95	Deshaun Watson vs. Miami, 10/25/18
11.50	Matt Schaub vs. Jacksonville, 01/02/11
10.85	Ryan Fitzpatrick vs. Tennessee, 11/30/14
Average Gain, Game, Opponent (20 attempts)	
15.59	Steve McNair at Tennessee, 10/12/03
13.17	Marcus Mariota vs. Tennessee, 11/26/18
12.83	Philip Rivers vs. San Diego, 11/7/10
12.10	Ben Roethlisberger vs. Pittsburgh, 9/18/05
11.85	Peyton Manning at Indianapolis, 11/14/04

Seasons Leading Team

6	Matt Schaub, 2008-13
5	David Carr, 2002-06

Consecutive Seasons Leading Team	
6	Matt Schaub, 2008-13
5	David Carr, 2002-06

Career	
124	Matt Schaub, 2007-13
104	Deshaun Watson, 2017-20
59	David Carr, 2002-06
24	Sage Rosenfels, 2006-08
19	Brian Hoyer, 2015

Season	
33	Deshaun Watson, 2020
29	Matt Schaub, 2009
26	Deshaun Watson, 2019
	Deshaun Watson, 2018
25	Matt Schaub, 2010
22	Matt Schaub, 2012
19	Deshaun Watson, 2017
	Brian Hoyer, 2015

Season, Rookie	
19	Deshaun Watson, 2017
16	Davis Mills, 2021
9	David Carr, 2002
3	T.J. Yates, 2011

Game	
6	Ryan Fitzpatrick vs. Tennessee, 11/30/14
5	Deshaun Watson vs. Atlanta Falcons, 10/6/19
	Deshaun Watson vs. Miami, 10/25/18
	Deshaun Watson vs. Kansas City, 10/8/17
	Matt Schaub vs. Jacksonville, 11/18/12
4	Deshaun Watson at Seattle, 10/1/17
	Deshaun Watson vs. Tennessee, 10/29/17
	Deshaun Watson at Tennessee, 10/18/20
	Deshaun Watson at Detroit, 11/26/20
	Matt Schaub at Denver, 9/23/12
	Matt Schaub at Cincinnati, 10/18/09
	Matt Schaub at Tennessee, 9/20/09
	Sage Rosenfels vs. Tennessee, 10/21/07

Game, Opponent	
6	Aaron Rodgers vs. Green Bay, 10/14/12
5	Daunte Culpepper vs. Minnesota, 10/10/04
	Peyton Manning at Indianapolis, 11/14/04
	Tom Brady at New England, 9/24/17

Games, Four or More Touchdown Passes, Career	
7	Deshaun Watson, 2017-20
4	Matt Schaub, 2009-12
1	Ryan Fitzpatrick, 2014
	Sage Rosenfels, 2007

Games, Four or More Touchdown Passes, Season	
3	Deshaun Watson, 2017
2	Deshaun Watson, 2020
	Matt Schaub, 2012
	Matt Schaub, 2009
1	Deshaun Watson, 2019
	Deshaun Watson, 2018
	Ryan Fitzpatrick, 2014
	Sage Rosenfels, 2007

Consecutive Games, Touchdown Passes	
20	Deshaun Watson, 9/24/17 - 12/23/18
16	Matt Schaub, 11/14/10 - 10/30/11
12	Matt Schaub, 11/8/09 - 10/3/10
	Sage Rosenfels, 10/14/07 - 11/9/08
11	Deshaun Watson, 9/10/20 - 11/26/20
8	David Carr, 9/18/05 - 11/13/05
6	Brian Hoyer, 9/13/15 - 11/1/15
	Matt Schaub, 10/21/12 - 12/2/12
	Matt Schaub, 9/20/09 - 10/25/09
	David Carr, 9/19/04 - 10/31/04

Career

Career	
78	Matt Schaub, 2007-13
65	David Carr, 2002-06
36	Deshaun Watson, 2017-20
23	Sage Rosenfels, 2006-08

Season	
16	Brock Osweiler, 2016
15	Matt Schaub, 2009
	David Carr, 2002
14	Matt Schaub, 2013
	David Carr, 2004

Game	
4	Sage Rosenfels vs. Baltimore, 11/9/08
	David Carr at New England, 12/17/06

Game, Opponent	
4	David Garrard at Jacksonville, 11/12/06
	Steve McNair at Tennessee, 10/17/04
	Jameis Winston at Tampa Bay, 12/21/19

REGULAR SEASON INDIVIDUAL RECORDS



Consecutive Passes without an Interception

238	Deshaun Watson 10/11/20 - 12/06/20
216	Deshaun Watson 11/18/18 - 1/05/19
159	Deshaun Watson 9/09/19 - 10/13/19
117	Deshaun Watson 12/06/20 - 1/03/21
110	Matt Schaub 11/14/10 - 12/2/10
105	Case Keenum 10/20/13 - 11/17/13

Attempts, No Interceptions, Game

44	Tom Savage vs. Indianapolis, 11/5/17
43	Case Keenum at Arizona, 11/10/13
42	David Carr vs. Minnesota, 10/10/04
41	Brock Osweiler at Denver, 10/24/16
	David Carr at Denver, 11/7/04
	Deshaun Watson at Indianapolis, 12/20/20
40	Deshaun Watson at Philadelphia, 12/23/18
	Matt Schaub at St. Louis, 12/20/09
	Matt Schaub at Jacksonville, 9/28/08
	Matt Schaub at Atlanta, 9/30/07

Attempts, No Interceptions, Game, Opponent

62	Andrew Luck at Indianapolis, 9/30/18
61	Matthew Stafford at Detroit, 11/22/12
57	Peyton Manning vs. Indianapolis, 9/12/10
52	Peyton Manning at Denver, 9/23/12
51	Peyton Manning vs. Denver, 12/22/13

g j r ` n o ; d o ` m ^ ` k o d j i ; k ` m ^ ` i o \ b `

Seasons Leading Team

6	Matt Schaub, 2007-12
5	David Carr, 2002-06

Career (1,500 attempts)

2.6	Matt Schaub, 2007-13
2.1	Deshaun Watson, 2017-20
3.1	David Carr, 2002-06

Season (224 attempts)

1.3	Deshaun Watson, 2020
1.8	Deshaun Watson, 2018
1.9	Brian Hoyer, 2015
2.1	Matt Schaub, 2011
2.1	Matt Schaub, 2010
2.2	Matt Schaub, 2012
2.4	Case Keenum, 2013
2.4	Deshaun Watson, 2019

Season, Rookie (204 attempts)

2.54	Davis Mills, 2021
3.38	David Carr, 2002
3.92	Deshaun Watson, 2017

o d h ` n ; n \ ^ f ` _

Career

249	David Carr, 2002-06
174	Deshaun Watson, 2017-20
160	Matt Schaub, 2007-13

36	T.J. Yates, 2011-13, 2015, 2017
27	Tom Savage, 2014-17
	Brock Osweiler, 2016

Season

*76	David Carr, 2002
68	David Carr, 2005
62	Deshaun Watson, 2018
49	Deshaun Watson, 2020
	David Carr, 2004

* NFL record

Game

9	David Carr at San Diego, 9/15/03
8	David Carr at Cleveland, 10/20/02
	David Carr vs. Pittsburgh, 9/18/05
7	Deshaun Watson vs. Buffalo, 10/14/18
	Deshaun Watson at Indianapolis, 9/30/18
	David Carr vs. Tennessee, 10/9/05
	David Carr at Cincinnati, 10/2/05
	David Carr at Philadelphia, 9/29/02

Game, Opponent

8	Blake Bortles vs. Jacksonville, 1/3/16
7	Zach Mettenberger vs. Tennessee, 11/1/15
6	Marcus Mariota vs. Tennessee, 11/26/18
	Jake Locker at Tennessee, 12/2/12
	Blaine Gabbert at Jacksonville, 11/27/11
	Tommy Maddox at Pittsburgh, 12/8/02

m ^ ` d q d b

m ^ ` k o d j i n

Seasons Leading Team

10	Andre Johnson, 2003-06, 08-10, 12-14
5	DeAndre Hopkins, 2015-19

Consecutive Seasons Leading Team

5	DeAndre Hopkins, 2015-19
4	Andre Johnson, 2003-06
3	Andre Johnson, 2008-10
	Andre Johnson, 2012-14

Career

1,012	Andre Johnson, 2003-14
632	DeAndre Hopkins, 2013-19
385	Owen Daniels, 2006-13
326	Kevin Walter, 2006-12

Seasons, 50 or More Pass Receptions

11	Andre Johnson, 2003-10, 2012-14
7	DeAndre Hopkins, 2013-19
4	Kevin Walter, 2007-10
	Owen Daniels, 2007-08, 2011-12
2	Brandin Cooks, 2020-21
	Arian Foster, 2010-11

REGULAR SEASON INDIVIDUAL RECORDS



Season	
115	DeAndre Hopkins, 2018
	Andre Johnson, 2008
112	Andre Johnson, 2012
111	DeAndre Hopkins, 2015
109	Andre Johnson, 2013
104	DeAndre Hopkins, 2019
103	Andre Johnson, 2006

Season, Rookie	
66	Andre Johnson, 2003
52	DeAndre Hopkins, 2013
50	Steve Slaton, 2008
47	Will Fuller V, 2016
	Domanick Williams#, 2003
	# - Domanick Williams known as Domanick Davis prior to 2006.

Game	
14	Will Fuller V vs. Atlanta, 10/6/19
	Andre Johnson vs. Jacksonville, 11/18/12 (OT)
13	Andre Johnson at Jacksonville, 12/5/13
12	7x - last: DeAndre Hopkins vs. Jacksonville, 12/30/18

Game, Opponent	
14	Dallas Clark at Indianapolis, 11/8/09
13	Keenan Allen vs. Houston Texans, 9/22/19
12	5x - last: Zach Ertz at Philadelphia, 12/23/18

Consecutive Games Played, Pass Reception	
133	Andre Johnson, 11/6/05 – 12/21/14
110	DeAndre Hopkins, 9/9/13 – 12/21/19
88	Owen Daniels, 12/10/06 – 10/6/13
44	Will Fuller V, 9/11/16 – 9/10/20
37	Arian Foster, 1/3/10 – 10/21/12
35	Andre Johnson, 9/7/03 – 10/2/05
	Kevin Walter, 9/7/08 – 10/10/10



Seasons Leading Team	
10	Andre Johnson, 2003-10, 12-13
6	DeAndre Hopkins, 2014-19
1	Owen Daniels, 2011
	Corey Bradford, 2002

Consecutive Seasons Leading Team	
8	Andre Johnson, 2003-10
6	DeAndre Hopkins, 2014-19

Career	
13,597	Andre Johnson, 2003-14
8,602	DeAndre Hopkins, 2013-19
4,617	Owen Daniels, 2006-13
4,083	Kevin Walter, 2006-12
3,110	Will Fuller V, 2016-20

Seasons, 1,000 or More Yards	
7	Andre Johnson – 2004, 2006, 2008-10, 2012-13
5	DeAndre Hopkins – 2014-15, 2017-19

Season	
1,598	Andre Johnson, 2012
1,575	Andre Johnson, 2008
1,572	DeAndre Hopkins, 2018
1,569	Andre Johnson, 2009
1,521	DeAndre Hopkins, 2015

Season, Rookie	
976	Andre Johnson, 2003
802	DeAndre Hopkins, 2013
635	Will Fuller V, 2016
483	Jabar Gaffney, 2002
446	Nico Collins, 2021
377	Steve Slaton, 2008

Game	
273	Andre Johnson vs. Jacksonville, 11/18/12 (OT)
238	DeAndre Hopkins vs. Tennessee, 11/30/14
229	Andre Johnson vs. Indianapolis, 11/3/13
224	DeAndre Hopkins at Seattle, 10/29/17
217	Will Fuller V vs. Atlanta, 10/6/19
207	Andre Johnson vs. Tennessee, 12/14/08
196	Andre Johnson at St. Louis, 12/20/09
193	Andre Johnson vs. Seattle, 12/13/09

Game, Opponent	
265	Lee Evans vs. Buffalo, 11/19/06
236	Justin Blackmon vs. Jacksonville, 11/18/12 (OT)
223	T.Y. Hilton vs. Indianapolis, 10/9/14
199	T.Y. Hilton vs. Indianapolis, 12/9/18
186	Keelan Cole at Jacksonville, 12/17/17
183	Keenan Allen at Los Angeles Chargers, 9/22/19

Games, 100 or More Yards, Career	
51	Andre Johnson, 2003-14
30	DeAndre Hopkins, 2013-19
13	Will Fuller V, 2016-20
7	Brandin Cooks, 2020-21
4	Owen Daniels, 2006-12
3	Arian Foster, 2009-15
	Corey Bradford, 2002-05
	Kevin Walter, 2006-12

Games, 100 or More Yards, Season	
8	Andre Johnson, 2008
7	DeAndre Hopkins, 2018
6	DeAndre Hopkins, 2015
	Andre Johnson, 2009-10, 2012-13
5	DeAndre Hopkins, 2017
	DeAndre Hopkins, 2019

Consecutive Games, 100 or More Yards	
4	Andre Johnson, 10/5/08 - 10/26/08
	DeAndre Hopkins, 9/27/15 - 10/18/15
3	Brandin Cooks, 12/27/20 - 9/12/21
	DeAndre Hopkins, 12/15/18 - 12/31/18
	Andre Johnson, 9/9/07 - 11/18/07

REGULAR SEASON INDIVIDUAL RECORDS



Longest Reception

81	Corey Bradford from David Carr vs. Buffalo, 10/13/02
80t	Jacoby Jones from Matt Schaub at Tampa Bay, 11/13/11
78t	Arian Foster from Matt Schaub at Tampa Bay, 11/13/11
	Arian Foster from Matt Schaub at Tennessee, 10/23/11
	Corey Bradford from David Carr at Miami, 9/7/03
77t	Andre Johnson from Matt Schaub vs. Kansas City, 9/9/07

Longest Reception, Opponent

96t	Calvin Johnson vs. Detroit, 10/19/08
94t	Robert Woods at Los Angeles, 11/12/17
86t	Brandon LaFell vs. Cincinnati, 12/24/16
84t	Troy Edwards vs. Jacksonville, 10/28/03
83t	Nelson Agholor at Philadelphia, 12/23/18
	Lee Evans vs. Buffalo, 11/19/06
	Lee Evans vs. Buffalo, 11/19/06

m`^`dgd b;\q`m\l b`

Average Gain, Career (200 receptions)

14.9	Will Fuller V, 2016-20
13.6	DeAndre Hopkins, 2013-19
13.4	Andre Johnson, 2003-14
12.5	Kevin Walter, 2006-12
12.0	Owen Daniels, 2006-13

Average Gain, Season (32 receptions)

17.7	André Davis, 2007
16.6	Will Fuller V, 2020
15.9	DeAndre Hopkins, 2014
15.7	Will Fuller V, 2018
15.5	Andre Johnson, 2009
15.5	Corey Bradford, 2002
15.4	DeAndre Hopkins, 2013

Average Gain, Game (min. 3 receptions)

30.5	Andre Johnson at Buffalo, 11/16/03 (4-122)
28.7	Andre Johnson at Detroit, 9/19/04 (3-86)
28.5	Will Fuller V at Detroit, 11/26/20 (6-171)
28.0	DeAndre Hopkins at Seattle, 10/29/17 (8-224)
27.3	Jabar Gaffney at Chicago, 12/19/04 (4-109)
26.5	Joel Dreessen at N.Y. Jets, 11/21/10 (4-106)
26.4	Brandin Cooks vs. Jacksonville, 9/12/21 (5-132)
	DeAndre Hopkins vs. Tennessee, 11/30/14 (9-238)

m`^`dgd b;oj p^c_j r i n

Seasons Leading Team

8	Andre Johnson, 2003-04, 2006-10, 2013
6	DeAndre Hopkins, 2014-19
3	Corey Bradford, 2002-03, 2005

Consecutive Seasons Leading Team

6	DeAndre Hopkins, 2015-19
5	Andre Johnson, 2006-10

Career

64	Andre Johnson, 2003-14
54	DeAndre Hopkins, 2013-19
29	Owen Daniels, 2006-13
24	Will Fuller V, 2016-20
	Kevin Walter, 2006-12
18	Corey Bradford, 2002-05

Season

13	DeAndre Hopkins, 2017
11	DeAndre Hopkins, 2018
	DeAndre Hopkins, 2015
9	Andre Johnson, 2009
8	Andre Johnson, 2010
	Andre Johnson, 2008
	Kevin Walter, 2008
	Andre Johnson, 2007

Season, Rookie

5	Owen Daniels, 2006
4	Jordan Thomas, 2018
	Andre Johnson, 2003

Game

3	Will Fuller V vs. Atlanta, 10/7/19
	DeAndre Hopkins vs. Kansas City, 10/8/17
	Andre Johnson vs. Indianapolis, 11/3/13

Game, Rookie

2	Jordan Thomas vs. Miami, 10/25/18
	Jalen Strong vs. Indianapolis, 10/8/15
	Owen Daniels at Tennessee, 10/29/06
	Andre Johnson vs. Kansas City, 9/21/03

Game, Opponent

3	T.Y. Hilton vs. Indianapolis, 11/3/13
	Jordy Nelson vs. Green Bay, 10/14/12
	Vernon Davis vs. San Francisco, 10/25/09
	Steve Smith at Carolina, 9/16/07
	Terrell Owens at Dallas, 10/15/06
	Derrick Mason at Tennessee, 10/12/03

Consecutive Games, Touchdowns

6	Will Fuller V, 9/27/20 - 11/8/20
5	DeAndre Hopkins, 10/14/18 - 11/18/18
	DeAndre Hopkins, 10/1/17 - 11/5/17
4	Will Fuller V, 10/1/17 - 10/29/17
	Arian Foster, 10/20/14 - 11/30/14
	Andre Johnson, 12/13/10 - 9/18/11
	Andre Johnson, 12/2/07 - 12/23/07

REGULAR SEASON INDIVIDUAL RECORDS



kpi od b

kpi od b

Seasons Leading Team

5	Shane Lechler, 2013-17 Chad Stanley, 2002-06
4	Matt Turk, 2007-10

Consecutive Seasons Leading Team

5	Shane Lechler, 2013-17 Chad Stanley, 2002-06
4	Matt Turk, 2007-10

kpi on

Career

437	Chad Stanley, 2002-06
430	Shane Lechler, 2013-17
254	Matt Turk, 2007-11
99	Bryan Anger, 2019-20
88	Donnie Jones, 2012

Season

114	Chad Stanley, 2002
97	Chad Stanley, 2003
95	Shane Lechler, 2015
92	Shane Lechler, 2017
88	Cameron Johnston, 2021 Shane Lechler, 2013 Donnie Jones, 2012

Game

11	Shane Lechler at Jacksonville, 12/17/17 Chad Stanley at Indianapolis, 12/1/02
10	Donnie Jones at Tennessee, 12/2/12 Brett Hartmann at Jacksonville, 11/27/11 Chad Stanley at Jacksonville, 12/7/03 Chad Stanley at Pittsburgh, 12/8/02 Chad Stanley at San Diego, 9/15/02 Chad Stanley vs. Dallas, 9/8/02

Game, Opponent

11	Marquette King vs. Oakland, 11/17/13
10	Darren Bennett at San Diego, 9/15/02
9	8 times, last Logan Cooke vs. Jacksonville, 12/30/18

Longest Punt

71	Bryan Anger vs. Carolina, 9/29/19 Shane Lechler vs. Indianapolis, 10/9/14
69	Cameron Johnston at Arizona, 10/24/21 Brett Hartmann at Miami, 9/18/11
67	Bryan Anger vs. Green Bay, 10/25/20
66	Donnie Jones at Denver, 9/23/12 Brett Hartmann vs. Atlanta, 12/4/11
65	Shane Lechler at Oakland, 9/14/14 Shane Lechler at Arizona, 11/10/13

Donnie Jones vs. Minnesota, 12/23/12

Longest Punt, Opponent

75	Mat McBriar at Dallas, 10/15/06
74	Sam Koch vs. Baltimore, 11/9/08
70	Brett Kern at Tennessee, 12/2/12 Brandon Fields vs. Miami, 9/18/11

kpi o; \q` m\ b`

Career (250 punts)

47.6	Shane Lechler, 2013-17
42.3	Matt Turk, 2007-11
41.0	Chad Stanley, 2002-06

Season (40 punts)

49.0	Shane Lechler, 2017
47.6	Shane Lechler, 2013
47.5	Shane Lechler, 2016
47.3	Shane Lechler, 2015
47.2	Donnie Jones, 2012
46.7	Cameron Johnston, 2021
46.5	Bryan Anger, 2019
46.4	Bryan Anger, 2020

Game (4 punts)

58.9	Shane Lechler at Arizona, 11/10/13 (7 punts)
58.5	Shane Lechler at New England, 9/24/17 (4 punts)
54.5	Shane Lechler vs. Indianapolis, 10/9/14 (4 punts)
54.2	Donnie Jones at Denver, 9/23/12 (5 punts)
53.0	Shane Lechler at Seattle, 10/29/17 (5 punts)

Game, Opponent (4 punts)

56.8	Shane Lechler at Oakland, 12/3/06 (4 punts) Mat McBriar at Dallas, 10/15/06 (4 punts)
53.9	Brett Nortman at Carolina, 9/20/15 (7 punts)
53.4	Shane Lechler vs. Oakland, 10/4/09 (8 punts)
52.8	Mike Scifres at San Diego, 10/28/07 (5 punts)
52.5	Brad Nortman vs. Jacksonville, 12/18/16 (6 punts)

kpi on; c _ ;] gj ^f` _

Consecutive Punts, None Blocked

327	Chad Stanley, 2002-06
324	Shane Lechler, 2014-17
254	Matt Turk, 2007-11
99	Shane Lechler, 2013-14 Bryan Anger, 2019-20

Punts Had Blocked, Career

2	Chad Stanley, 2002-06
1	Shane Lechler, 2013-15

Punts Had Blocked, Season

2	Chad Stanley, 2002
1	Shane Lechler, 2014

REGULAR SEASON INDIVIDUAL RECORDS



REGULAR SEASON INDIVIDUAL RECORDS

Career

147	Shane Lechler, 2013-17
135	Chad Stanley, 2002-06
88	Matt Turk, 2007-11

Season

37	Cameron Johnston, 2021
36	Trevor Daniel, 2018
	Chad Stanley, 2002
	Chad Stanley, 2003
34	Shane Lechler, 2013
32	Shane Lechler, 2017

Game

6	Chad Stanley vs. Dallas, 9/8/02
5	Cameron Johnston at Tennessee, 11/21/21
	Shane Lechler vs. Indianapolis, 11/5/17
	Shane Lechler vs. Tennessee, 9/15/13
	Donnie Jones at Tennessee, 12/2/12
	Chad Stanley at San Francisco, 1/1/06

Game, Opponent

6	Brett Kern at Tennessee, 12/29/13
	Andy Lee vs. Arizona, 11/19/17
5	Sam Koch vs. Baltimore, 12/13/10
	Mike Scifres at San Diego, 10/28/07
	Craig Hentrich vs. Tennessee, 12/10/06

REGULAR SEASON INDIVIDUAL RECORDS

REGULAR SEASON INDIVIDUAL RECORDS

Seasons Leading Team

5	Jacoby Jones, 2007-11
3	Keshawn Martin, 2012-14
2	Tyler Ervin, 2016, 2018
	J.J. Moses, 2003-04
	DeAndre Carter, 2019-20

Career

179	Jacoby Jones, 2007-11
86	Keshawn Martin, 2012-15
72	J.J. Moses, 2003-04

Season

49	Jacoby Jones, 2011
39	Jacoby Jones, 2009
	Keshawn Martin, 2013
36	Keith Mumphery, 2015
	J.J. Moses, 2003-04
	Jermaine Lewis, 2002

Season, Rookie

36	Keith Mumphery, 2015
30	Jacoby Jones, 2007
27	Tyler Ervin, 2016

22 Keshawn Martin, 2012

12 Jerome Mathis, 2005

Game

7	Keshawn Martin vs. Oakland, 11/17/13
	Jacoby Jones at Jacksonville, 11/27/11
	Jacoby Jones vs. Oakland, 10/4/09
6	DeAndre Carter vs. Jacksonville, 12/30/18
	Trindon Holliday at Jacksonville, 9/16/12
	Keith Mumphery at Carolina, 9/20/15

Game, Opponent

6	Jabrill Peppers vs. Cleveland, 10/15/17
	Alex Erickson vs. Cincinnati, 12/24/16
	Patrick Peterson at Arizona, 11/10/13
	Marcus Sherels vs. Minnesota, 12/23/12
	Darius Reynaud at Tennessee, 12/2/12
	David Allen at Jacksonville, 12/7/03
	Antwaan Randle El at Pittsburgh, 12/8/02
	Troy Walters at Indianapolis, 12/1/02

REGULAR SEASON INDIVIDUAL RECORDS

Career

60	Jacoby Jones, 2007-11
55	Keshawn Martin, 2012-14
34	Tyler Ervin, 2016-18
31	DeAndre Carter, 2018-20
20	J.J. Moses, 2003-04

Season

24	Keshawn Martin, 2014
21	Keshawn Martin, 2013
18	DeAndre Carter, 2019
17	Jacoby Jones, 2008
	Jermaine Lewis, 2002
15	Jacoby Jones, 2010

Game

4	Keshawn Martin vs. Indianapolis, 10/9/14
	Keshawn Martin at Tennessee, 12/29/13
	Dexter Wynn vs. Buffalo, 11/19/06
	Jermaine Lewis vs. Dallas, 9/8/02

Game, Opponent

5	Dante Hall vs. Kansas City, 9/21/03
4	7 times, last by Ace Sanders vs. Jacksonville, 11/24/2013

REGULAR SEASON INDIVIDUAL RECORDS

Seasons Leading Team

5	Jacoby Jones, 2007-11
3	Keshawn Martin, 2012-14
2	Tyler Ervin, 2016, 2018
	J.J. Moses, 2003-04

REGULAR SEASON INDIVIDUAL RECORDS



Career

1,820	Jacoby Jones, 2007-11
766	Keshawn Martin, 2012-15
553	J.J. Moses, 2003-04
496	Tyler Ervin, 2016-18

Season

518	Jacoby Jones, 2011
427	Jacoby Jones, 2009
386	Jacoby Jones, 2008

Season, Rookie

286	Jacoby Jones, 2007
280	Keith Mumphery, 2015
267	Keshawn Martin, 2012
261	Tyler Ervin, 2016

Game

125	Keshawn Martin vs. Oakland, 11/17/13
100	Jacoby Jones at Arizona, 10/11/09
92	Avion Black vs. Baltimore, 12/15/02
91	Jacoby Jones at Jacksonville, 11/27/11
	Jacoby Jones vs. Indianapolis, 9/11/11

Game, Opponent

100	Marcus Sherels at Minnesota, 10/9/16
93	Tandon Doss at Baltimore, 9/22/13
82	Eli Rogers vs. Pittsburgh, 12/25/17
81	DeAnthony Thomas vs. Kansas City, 9/13/15
80	Johnnie Lee Higgins at Oakland, 12/21/08
	Adam Jones at Tennessee, 12/11/05

Longest Punt Return

87	Keshawn Martin vs. Oakland, 11/17/13
79t	Jacoby Jones vs. Indianapolis, 9/11/11
76	Avion Black vs. Baltimore, 12/15/02
74	Jacoby Jones vs. Indianapolis, 9/23/07
73t	Jacoby Jones vs. Cincinnati, 10/26/08

kpi o;m`opmi ;\q`mlb`

Career (75 returns)

10.2	Jacoby Jones, 2007-11
8.9	Keshawn Martin, 2012-14

Season (20 returns)

12.14	Keshawn Martin, 2012
12.06	Jacoby Jones, 2008
10.92	Jacoby Jones, 2009
10.57	Jacoby Jones, 2011
9.73	DeAndre Carter, 2019

Season, rookie (20 returns)

12.1	Keshawn Martin, 2012
9.7	Tyler Ervin, 2016

Game (3 returns)

30.7	Avion Black vs. Baltimore, 12/15/02
30.3	Jacoby Jones vs. Indianapolis, 9/11/11
21.8	Jacoby Jones vs. Miami, 10/12/08
20.0	Jacoby Jones at Arizona, 10/11/09

Game, Opponent (3 returns)

26.7	Adam Jones at Tennessee, 12/11/05
25.0	Marcus Sherels vs. Minnesota, 10/9/16
22.3	Griff Whalen at Indianapolis, 12/16/13

kpi o;m`opmi ;oj p^c_j r i n

Career

3	Jacoby Jones, 2007-11
1	Keshawn Martin, 2012-15
	Avion Black, 2002
	Will Fuller V, 2016-20

Season

2	Jacoby Jones, 2008
1	Keshawn Martin, 2013
	Jacoby Jones, 2011
	Avion Black, 2002
	Will Fuller V, 2016

Game

1	Will Fuller V vs. Tennessee, 10/2/16 (67 yards)
	Keshawn Martin vs. Oakland, 11/17/13 (87)
	Jacoby Jones vs. Indianapolis, 9/11/11 (79)
	Jacoby Jones vs. Cincinnati, 10/26/08 (73)
	Jacoby Jones vs. Miami, 10/12/08 (70)
	Avion Black vs. Baltimore, 12/15/02 (76)

Game, Opponent

1	Tyreek Hill vs. Kansas City, 10/8/17 (82 yards)
	Marcus Sherels at Minnesota, 10/9/16 (79)
	Tandon Doss at Baltimore, 9/22/13 (82)
	Marcus Thigpen vs. Miami, 9/9/12 (72)
	Johnnie Lee Higgins at Oakland, 12/21/08 (80)
	Adam Jones at Tennessee, 10/29/06 (53)
	Adam Jones at Tennessee, 12/11/05 (52)
	Dante Hall vs. Kansas City, 9/21/03 (73)

f d`f j aa;m`opmi n

f d`f j aa;m`opmi n

Seasons Leading Team

3	André Davis, 2007-09
2	Tyler Ervin, 2016, 2018
	Keshawn Martin, 2012-13
	Danieal Manning, 2011, 2014
	J.J. Moses, 2003-04
	DeAndre Carter, 2019-20

Career

117	J.J. Moses, 2003-04
108	André Davis, 2007-09
72	Jerome Mathis, 2005-07
68	Keshawn Martin, 2012-15

REGULAR SEASON INDIVIDUAL RECORDS



Season	
59	J.J. Moses, 2004
58	J.J. Moses, 2003
54	Jerome Mathis, 2005

Season, Rookie	
54	Jerome Mathis, 2005
31	Keshawn Martin, 2012
20	Vernand Morency, 2005

Game	
8	Dexter Wynn at New England, 12/17/06
7	10x - last: Jacoby Jones at Indianapolis, 11/1/2010

Game, Opponent	
7	Devin Moore vs. Indianapolis, 9/12/10
	Reggie Swinton vs. Arizona, 12/18/05
	Doug Gabriel vs. Oakland, 10/3/04

f d'f j aa;m`opmi ;t \m_n

Seasons Leading Team	
3	André Davis, 2007-09
2	Tyler Ervin, 2016, 2018
	Keshawn Martin, 2012-13
	J.J. Moses, 2003-04
	Danieal Manning, 2011, 2014
	DeAndre Carter, 2019-20

Career	
2,743	André Davis, 2007-09
2,658	J.J. Moses, 2003-04
2,054	Jerome Mathis, 2005-07
1,707	Keshawn Martin, 2012-15

Season	
1,542	Jerome Mathis, 2005
1,355	J.J. Moses, 2003
1,303	J.J. Moses, 2004

Season, Rookie	
1,542	Jerome Mathis, 2005
741	Keshawn Martin, 2012
437	Vernand Morency, 2005

Game	
266	Jerome Mathis vs. Kansas City, 11/20/05
	Jerome Mathis vs. Indianapolis, 10/23/05
234	André Davis vs. Jacksonville, 12/30/07
233	Jerome Mathis vs. Indianapolis, 9/23/07
186	J.J. Moses at Cincinnati, 11/9/03

Game, Opponent	
233	David Reed vs. Baltimore, 12/13/10
199	Doug Gabriel vs. Oakland, 10/3/04
196	Jacoby Jones vs. Baltimore, 10/21/12
187	Danieal Manning vs. Chicago, 12/28/08
178	Fred Jackson at Buffalo, 11/1/09

Longest, Game (All TDs)	
104	André Davis vs. Jacksonville, 12/30/07
99	Jerome Mathis vs. Kansas City, 11/20/05
98	Tremont Smith at Jacksonville, 12/19/21
97	André Davis vs. Jacksonville, 12/30/07
	André Davis vs. Tampa Bay, 12/9/07
95	Jacoby Jones vs. Oakland, 10/4/09

Longest, Game, Opponent (All TDs)	
103	David Reed vs. Baltimore, 12/13/10
101	Deji Karim at Indianapolis, 12/30/12
100	Marqise Lee vs. Jacksonville, 12/18/16
	Joe McKnight at N.Y. Jets, 10/8/12
99	Eddie Drummond at Detroit, 9/19/04

f d'f j aa;m`opmi ;\q`m\b`

Career (75 returns)	
25.4	André Davis, 2007-09
22.7	J.J. Moses, 2003-04

Season (20 returns)	
30.3	André Davis, 2007
28.6	Jerome Mathis, 2005
26.6	Jacoby Jones, 2009

Season, Rookie (20 returns)	
28.6	Jerome Mathis, 2005
23.1	Keshawn Martin, 2012

Game (3 returns)	
46.8	André Davis vs. Jacksonville, 12/30/07
38.0	Jerome Mathis vs. Kansas City, 11/20/05
	Jerome Mathis vs. Indianapolis, 10/23/05
37.0	Jerome Mathis at Oakland, 12/3/06

Game, Opponent (3 returns)	
53.0	Deji Karim at Indianapolis, 12/30/12
42.0	André Davis at Cleveland, 10/20/02
39.3	Eddie Drummond at Detroit, 9/19/04
38.8	David Reed vs. Baltimore, 12/13/10

f d'f j aa;m`opmi ;oj p^c_j r i n

Career	
3	André Davis, 2007
	Jerome Mathis, 2005, 2007
1	Tremont Smith, 2021
	Jacoby Jones, 2009

Season	
3	André Davis, 2007
2	Jerome Mathis, 2005
1	Tremont Smith, 2021
	Jacoby Jones, 2009
	Jerome Mathis, 2007

Rookie, Season	
2	Jerome Mathis, 2005

REGULAR SEASON INDIVIDUAL RECORDS



Game	Record
*2	André Davis vs. Jacksonville, 12/30/07 (104 and 97 yards)
1	Tremon Smith at Jacksonville, 12/19/21 (98)
	Jacoby Jones vs. Oakland, 10/4/09 (95)
	André Davis vs. Tampa Bay, 12/9/07 (97)
	Jerome Mathis vs. Indianapolis, 9/23/07 (94)
	Jerome Mathis vs. Kansas City, 11/20/05 (99)
	Jerome Mathis vs. Indianapolis, 10/23/05 (89)

* Tied NFL record

Game, Opponent	Record
1	Marqise Lee vs. Jacksonville, 12/18/16 (100 yards)
	Deji Karim at Indianapolis, 12/30/12 (101)
	Joe McKnight at N.Y. Jets, 10/8/12 (100)
	David Reed vs. Baltimore, 12/13/10 (103)
	Ellis Hobbs at New England, 12/17/06 (93)
	Eddie Drummond at Detroit, 9/19/04 (99)
	André Davis at Cleveland, 10/20/02 (95)

] gj ^f ` _ ;kpi on

] gj ^f ` _ ;kpi on

Career	Record
2	Bryan Braman, 2011-13
	Ramon Walker, 2002-05
1	Buddy Howell, 2020
	Tyrell Adams, 2018-19
	Alfred, Blue, 2014-18
	Antwan Peek, 2003-05
	Jimmy McClain, 2002

Season	Record
2	Bryan Braman, 2012
1	Ramon Walker, 2005
	Antwan Peek, 2004
	Ramon Walker, 2003
	Jimmy McClain, 2002
	Alfred Blue, 2014
	Tyrell Adams, 2018
	Buddy Howell, 2020

Game	Record
1	Buddy Howell vs. Green Bay, 10/25/20
	Tyrell Adams vs. Buffalo, 10/14/18
	Alfred Blue vs. Washington, 9/7/14
	Bryan Braman vs. Indianapolis, 12/16/12
	Bryan Braman vs. Green Bay, 10/14/12
	Ramon Walker at San Francisco, 1/1/06
	Antwan Peek at Denver, 11/7/04
	Ramon Walker vs. New England, 11/23/03
	Jimmy McClain at Washington, 12/22/02

Game, Opponent	Record
1	Demontre Moore at N.Y. Giants, 9/21/14
	Randy Starks vs. Tennessee, 11/28/04
	Rocky Boiman vs. Tennessee, 12/29/02
	Eric Westmoreland at Jacksonville, 10/27/02

] gj ^f ` _ ;kpi o;m`opmi n

Career	Record
1	Brennan Scarlett, 2016-20
	Alfred Blue, 2014-18
	DeVier Posey, 2012-14
	Bryan Braman, 2011-13
	Jonathan Wells, 2002-05
	Kevin Williams, 2002

Season	Record
1	Brennan Scarlett, 2018
	Alfred Blue, 2014
	DeVier Posey, 2012
	Bryan Braman, 2012
	Jonathan Wells, 2002
	Kevin Williams, 2002

Game	Record
1	Brennan Scarlett vs. Buffalo Bills, 10/14/18
	Alfred Blue vs. Washington, 9/7/14 for TD
	Bryan Braman vs. Indianapolis, 12/16/12 for TD
	DeVier Posey vs. Green Bay, 10/14/12 for TD
	Jonathan Wells at Denver, 11/7/04
	Kevin Williams at Washington, 12/22/02 for TD

nk`^d\g;o` \hn;oj p^c_j r i n

nk`^d\g;o` \hn;oj p^c_j r i n

Career	Record
4	Jacoby Jones, 2007-11
3	André Davis, 2007-09
	Jerome Mathis, 2005-07

Season	Record
3	André Davis, 2007
2	Jerome Mathis, 2005
	Jacoby Jones, 2008

Game	Record
*2	André Davis vs. Jacksonville, 12/30/07 (104 yards KR and 97 KR)
1	Tremon Smith at Jacksonville, 12/19/21 (98 KR)
	Will Fuller V vs. Tennessee, 10/2/16 (67 PR)
	Alfred Blue vs. Washington, 9/7/14 (5 BP)
	Keshawn Martin vs. Oakland, 11/17/13 (87 PR)
	Bryan Braman vs. Indianapolis, 12/16/12 (8 BP)
	Devier Posey vs. Green Bay, 10/14/12 (0 BP)
	Jacoby Jones vs. Indianapolis, 9/11/11 (79 PR)

REGULAR SEASON INDIVIDUAL RECORDS



Jacoby Jones vs. Oakland, 10/4/09 (95 KR)
 Jacoby Jones vs. Cincinnati, 10/26/08 (73 PR)
 Jacoby Jones vs. Miami, 10/12/08 (70 PR)
 André Davis vs. Tampa Bay, 12/9/07 (97 KR)
 Jerome Mathis vs. Indianapolis, 9/23/07 (94 KR)
 Jerome Mathis vs. Kansas City, 11/20/05 (99 KR)
 Jerome Mathis vs. Indianapolis, 10/23/05 (89 KR)
 Kevin Williams at Washington, 12/22/02 (0 BP)
 Avion Black vs. Baltimore, 12/15/02 (76 PR)

* Tied NFL record

Interceptions

Interceptions

Seasons Leading Team

3 Andre Hal, 2015, 2017-18
 2 Kareem Jackson, 2012, 2014
 Johnathan Joseph, 2011, 2013
 Jason Allen, 2010-11
 Dunta Robinson, 2004, 2006

Career

17 Johnathan Joseph, 2011-19
 16 Kareem Jackson, 2010-18
 13 Dunta Robinson, 2004-09
 12 Andre Hal, 2014-18
 11 Marcus Coleman, 2002-05
 Aaron Glenn, 2002-04
 9 Quintin Demps, 2010-16
 8 Brian Cushing, 2009-17
 7 Jason Allen, 2010-11
 Justin Reid, 2018-21

Season

7 Marcus Coleman, 2003
 6 Quintin Demps, 2016
 Dunta Robinson, 2004
 5 Aaron Glenn, 2004
 Aaron Glenn, 2002

Season, Rookie

6 Dunta Robinson, 2004
 4 Brian Cushing, 2009
 3 Justin Reid, 2018
 Fred Bennett, 2007
 2 Dylan Cole, 2017
 Kareem Jackson, 2010

Game

3 Glover Quin vs. Tennessee, 11/28/10
 2 12x - last: Desmond King II at Tennessee, 11/21/2021

Game, Opponent

2 16x - last: Richard Sherman at Seattle, 10/29/17

Consecutive Games With An Interception

4 Quintin Demps, 12/11/16-1/1/17

Interceptions

Seasons Leading Team

3 Johnathan Joseph, 2012-13, 2017
 1 16 times, last by Tashaun Gipson, 2019

Gained, Career

410 Johnathan Joseph, 2011-19
 336 Kareem Jackson, 2010-18
 228 Justin Reid, 2018-21
 221 Aaron Glenn, 2002-04
 217 Marcus Coleman, 2002-05
 162 Dunta Robinson, 2004-09

Season

181 Aaron Glenn, 2002
 146 Dunta Robinson, 2004
 128 Justin Reid, 2018
 121 Bernard Pollard, 2009
 120 A.J. Bouye, 2014
 116 Marcus Coleman, 2004

Season, Rookie

146 Dunta Robinson, 2004
 128 Justin Reid, 2018
 47 Fred Bennett, 2007
 28 Dylan Cole, 2017
 26 Brian Cushing, 2009

Game

135 Aaron Glenn at Pittsburgh, 12/8/02
 102 Marcus Coleman at Kansas City, 9/28/04
 101 Justin Reid at Washington, 11/18/18
 95 Marlon McCree vs. Tennessee, 12/21/03

Game, Opponent

102 Artrell Hawkins vs. Cincinnati, 11/3/02
 99 Cortland Finnegan vs. Tennessee, 9/21/08
 98 Alec Ogletree vs. St. Louis, 10/13/13

Longest Return

102t Marcus Coleman at Kansas City, 9/26/04
 101t Justin Reid at Washington, 11/18/18
 95t Marlon McCree vs. Tennessee, 12/21/03
 86 Brice McCain at N.Y. Jets, 10/8/12
 Whitney Mercilus at Tennessee, 12/15/19
 82t Johnathan Joseph vs. Cleveland, 10/15/17
 82 Kamu Grugier-Hill at Tennessee, 11/21/21
 80t J.J. Watt vs. Buffalo Bills, 9/28/14

Longest Return, Opponent (All TDs)

102 Artrell Hawkins vs. Cincinnati, 11/3/02
 99 Cortland Finnegan vs. Tennessee, 9/21/08
 98 Alec Ogletree vs. St. Louis, 10/13/13
 91 Darius Butler vs. New England, 1/3/10

REGULAR SEASON INDIVIDUAL RECORDS



Interceptions Returned For Touchdowns Career

Interceptions Returned For Touchdowns Career

4	Johnathan Joseph, 2011-19
3	Kareem Jackson, 2010-18
2	Aaron Glenn, 2002-04
	J.J. Watt, 2011-20
1	Justin Reid, 2018-21
Season	
2	Aaron Glenn, 2002
1	26x - last: J.J. Watt, 2020
Game	
2	Aaron Glenn vs. Pittsburgh, 12/8/02

Seasons Leading Team

Seasons Leading Team

5	Johnathan Joseph, 2011; 2013-15; 2019
3	Kareem Jackson, 2012, 2017-18
	Dunta Robinson, 2004-06
2	Marcus Coleman, 2002-03
	Glover Quin, 2009-10
Career	
118	Johnathan Joseph, 2011-19
88	Kareem Jackson, 2010-18
63	Dunta Robinson, 2004-09
61	J.J. Watt, 2011-20
	Marcus Coleman, 2002-05
47	Glover Quin, 2009-12
Season	
22	Johnathan Joseph, 2015
	Marcus Coleman, 2003
	Marcus Coleman, 2002
19	Jacques Reeves, 2008
	Dunta Robinson, 2004
18	Aaron Glenn, 2002
17	Kareem Jackson, 2012, 2018
Game	
6	Aaron Glenn vs. Dallas, 9/8/02
5	4x - last: Johnathan Joseph vs. Tampa Bay, 9/27/15

Solo Tackles, Career

Career

664	Brian Cushing, 2009-17
636	DeMeco Ryans, 2006-11
556	Kareem Jackson, 2010-18
554	Zach Cunningham, 2017-21

Solo Tackles, Season

531	J.J. Watt, 2011-20
525	Benardrick McKinney, 2015-20
Season	
166	Jamie Sharper, 2003
163	Zach Cunningham, 2020
156	DeMeco Ryans, 2006
139	Jamie Sharper, 2004
137	Zach Cunningham, 2019
	Jay Foreman, 2002
	Jamie Sharper, 2002

Game

19	Kamu Grugier-Hill vs. Indianapolis, 12/5/21
17	Brian Cushing at N.Y. Giants, 9/21/14
	Jamie Sharper at Tampa Bay, 12/14/03
	Jamie Sharper at Cincinnati, 11/9/03
	Tyrell Adams at Detroit, 11/26/20
16	Benardrick McKinney at New England, 9/22/16
	Zach Cunningham vs. Denver, 12/8/19
	Zach Cunningham vs. Indianapolis, 11/21/19
	Jay Foreman vs. New England, 11/23/03

Solo Tackles, Career

Solo Tackles, Career

479	DeMeco Ryans, 2006-11
461	Kareem Jackson, 2010-18
424	Brian Cushing, 2009-16
409	J.J. Watt, 2011-20
398	Johnathan Joseph, 2011-19
350	Zach Cunningham, 2017-21

Solo Tackles, Season

126	DeMeco Ryans, 2006
107	Jamie Sharper, 2003
101	Jay Foreman, 2003
	Jay Foreman, 2002

Solo Tackles, Game

14	DeMeco Ryans at Oakland, 12/3/06
	Jay Foreman vs. New England, 11/23/03
13	Glover Quin at Jacksonville, 11/14/10
	Xavier Adibi at Indianapolis, 11/16/08
	DeMeco Ryans at N.Y. Jets, 11/26/06

Seasons Leading Team

Seasons Leading Team

5	J.J. Watt, 2012-15, 2018
4	Mario Williams, 2007-10
2	Whitney Mercilus, 2016, 2019
1	7x - last: Jadeveon Clowney, 2017

Career

101.0	J.J. Watt, 2011-20
57.0	Whitney Mercilus, 2012-21
53.0	Mario Williams, 2006-11

REGULAR SEASON INDIVIDUAL RECORDS



29.0	Jadeveon Clowney, 2014-18
27.5	Antonio Smith, 2009-13, 2016
Season	
20.5	J.J. Watt, 2014
	J.J. Watt, 2012
17.5	J.J. Watt, 2015
16.0	J.J. Watt, 2018
14.0	Mario Williams, 2007
12.0	Whitney Mercilus, 2015
	Mario Williams, 2008
11.5	Connor Barwin, 2011

aph] g`n

aph] g`n;gj no

Career	
22	David Carr, 2002-06
14	Matt Schaub, 2007-13
11	Arian Foster, 2009-15
10	Deshaun Watson, 2017-21
9	Tom Savage, 2014-17
8	Domanick Williams#, 2003-05
7	Andre Johnson, 2003-14
	Steve Slaton, 2008-10
Season	
21	David Carr, 2002
17	David Carr, 2005
16	David Carr, 2006
10	Matt Schaub, 2008
	David Carr, 2004

Game	
3	8x - last: Sage Rosenfels vs. Indianapolis, 10/5/2008

aph] g`n;aj m^`_

Career	
25	J.J. Watt, 2011-20
13	Whitney Mercilus, 2012-21
11	Mario Williams, 2006-11
9	Brian Cushing, 2009-17
7	Antonio Smith, 2009-13
6	Kareem Jackson, 2010-18
	Dunta Robinson, 2004-09
	DeMeco Ryans, 2006-11
	Jamie Sharper, 2002-04
Season	
7	J.J. Watt, 2018
4	Whitney Mercilus, 2019
	J.J. Watt, 2014
	J.J. Watt, 2013
	J.J. Watt, 2012

	Mario Williams, 2008
	Shantee Orr, 2005

Game	
2	11x - last: Whitney Mercilus vs. Jacksonville, 9/15/19

j r i ;aph] g`n;m^] q`m`_

Career	
28	David Carr, 2002-06
11	Matt Schaub, 2007-13
10	Deshaun Watson, 2017-21
6	Chester Pitts, 2002-09
4	Ryan Fitzpatrick, 2014
	Duane Brown, 2008-14
	Arian Foster, 2009-14
	Andre Johnson, 2003-14
	Jacoby Jones, 2007-11

Season	
12	David Carr, 2002
6	David Carr, 2005
5	Deshaun Watson, 2019
	David Carr, 2006
4	Ryan Fitzpatrick, 2014
	Matt Schaub, 2008
	David Carr, 2004

Game	
2	Deshaun Watson vs. Atlanta, 10/7/19
	Wade Smith at Baltimore, 10/16/11
	David Carr vs. Kansas City, 11/20/05
	David Carr at Detroit, 9/19/04
	David Carr at Washington, 12/22/02
	David Carr at Pittsburgh, 12/8/02

j kkj i `i on ;aph] g`n;m^] q`m`_

Career	
16	J.J. Watt, 2011-20
8	Whitney Mercilus, 2012-21
	DeMeco Ryans, 2006-10
5	Jadeveon Clowney, 2014-18
	Morlon Greenwood, 2005-07
4	Tim Dobbins, 2011-13
	C.C. Brown, 2005-08
	Jamie Sharper, 2002-04

Season	
5	J.J. Watt, 2014
4	Tim Dobbins, 2012
3	DeMeco Ryans, 2008
	DeMeco Ryans, 2007
	C.C. Brown, 2007
	Morlon Greenwood, 2006
	Jamie Sharper, 2002

REGULAR SEASON INDIVIDUAL RECORDS



Game

2	J.J. Watt at Arizona, 11/10/13
	DeMeco Ryans vs. Tennessee, 10/21/07

aph] g` ;m` opmi ;t \m_ n

Career Return Yards

102	DeMeco Ryans, 2006-11
73	Johnathan Joseph, 2010-18
71	Jadeveon Clowney, 2014-18
68	J.J. Watt, 2011-19
66	Antwan Peek, 2003-06
60	Charlie Anderson, 2004-07

Longest Fumble Return

66	Antwan Peek at Jacksonville, 12/26/04 (TD)
60	Charlie Anderson at Chicago, 12/19/04 (TD)
58	DeMarcus Faggins at Oakland, 12/3/06 (TD)

aph] g` n; m` opmi ` _ ;aj m;oj p^c_ j r i n

Career

2	Jadeveon Clowney, 2014-18
---	---------------------------

Season

1	17x - last: Jadeveon Clowney, 2018
---	------------------------------------

Game

1	17x - last: Jadeveon Clowney, 0 yards at Indianapolis, 9/30/18
---	--

n^j md b

n^j md b

Seasons Leading Team

8	Kris Brown, 2002-09
5	Ka'imi Fairbairn, 2017-21
2	Nick Novak, 2015-16
	Randy Bullock, 2013-14
	Neil Rackers, 2010-11

Consecutive Seasons Leading Team

8	Kris Brown, 2002-09
5	Ka'imi Fairbairn, 2017-21
2	Nick Novak, 2015-16
	Randy Bullock, 2013-14
	Neil Rackers, 2010-11

kj d on

Career

767	Kris Brown, 2002-09
518	Ka'imi Fairbairn, 2017-21
410	Arian Foster, 2009-14
388	Andre Johnson, 2003-14
328	DeAndre Hopkins, 2013-19
259	Neil Rackers, 2010-11

Season

150	Ka'imi Fairbairn, 2018
138	Shayne Graham, 2012
135	Neil Rackers, 2011
130	Randy Bullock, 2014
127	Nick Novak, 2016

Points, No Touchdowns, Season

150	Ka'imi Fairbairn, 2018
138	Shayne Graham, 2012
135	Neil Rackers, 2011
130	Randy Bullock, 2014
127	Nick Novak, 2016

Points, No Touchdowns, Career

767	Kris Brown, 2002-09
518	Ka'imi Fairbairn, 2017-21
259	Neil Rackers, 2010-11

252	Randy Bullock, 2013-15
-----	------------------------

Seasons, 100 or More Points

4	Kris Brown, 2005, 2007-09
3	Ka'imi Fairbairn, 2018-20
2	Randy Bullock, 2013-14
	Arian Foster, 2010, 2012
	Neil Rackers, 2010-11

Season, Rookie

60	Steve Slaton, 2008
48	Domanick Williams#, 2003
30	Owen Daniels, 2006
24	Jordan Thomas, 2018
	Wali Lundy, 2006
	Andre Johnson, 2003
	# - Domanick Williams known as Domanick Davis prior to 2006.

Game

19	Randy Bullock vs. Baltimore, 12/21/14
18	Will Fuller V vs. Atlanta, 10/6/19
	DeAndre Hopkins vs. Kansas City, 10/8/17
	Arian Foster at Tennessee, 10/26/14
	Ben Tate vs. New England, 12/1/13
	Andre Johnson vs. Indianapolis, 11/3/13
	Arian Foster at Tennessee, 10/23/11
	Arian Foster vs. Indianapolis, 9/12/10
	Ryan Moats at Buffalo, 11/1/09

Game, Opponent

26	Rob Bironas vs. Tennessee, 10/21/07
24	Shaun Alexander at Seattle, 10/16/05

Consecutive Games Scoring

99	Kris Brown, 12/14/03 – 1/3/10
49	Ka'imi Fairbairn, 12/31/17 - 1/3/21
35	Randy Bullock, 9/9/13 – 9/27/15
32	Neil Rackers, 9/12/10 – 1/1/12
28	Kris Brown, 9/8/02 – 11/30/03
	Shayne Graham, 9/9/12 – 12/30/12

REGULAR SEASON INDIVIDUAL RECORDS



15	Nick Novak, 10/4/15 – 9/18/16
14	Ka'imi Fairbairn, 9/10/17 -12/17/17
12	Arian Foster, 12/18/11 – 11/11/12

o j p ^ c _ j r i n

Seasons Leading Team

4	Andre Johnson, 2006-07, 2009, 2013 Arian Foster, 2010-12, 2014
3	DeAndre Hopkins, 2015, 2017-18 Domanick Williams#, 2003-05

- Domanick Williams known as Domanick Davis prior to 2006.

Consecutive Seasons Leading Team

3	Arian Foster, 2010-12 Domanick Williams#, 2003-05
2	DeAndre Hopkins, 2017-18 Andre Johnson, 2006-07

- Domanick Williams known as Domanick Davis prior to 2006.

Career

68	Arian Foster, 2009-15
64	Andre Johnson, 2003-14
54	DeAndre Hopkins, 2013-19
29	Owen Daniels, 2006-13
28	Domanick Williams#, 2003-05
25	Kevin Walter, 2007-12

- Domanick Williams known as Domanick Davis prior to 2006.

Season

18	Arian Foster, 2010
17	Arian Foster, 2012
14	Domanick Williams#, 2004
13	DeAndre Hopkins, 2017 Arian Foster, 2014
12	Arian Foster, 2011

- Domanick Williams known as Domanick Davis prior to 2006.

Season, Rookie

10	Steve Slaton, 2008
8	Domanick Williams#, 2003
5	Owen Daniels, 2006

- Domanick Williams known as Domanick Davis prior to 2006.

Game

3	Will Fuller V vs. Atlanta, 10/6/19 DeAndre Hopkins vs. Kansas City, 10/8/17 Arian Foster at Tennessee, 10/26/14 Ben Tate vs. New England, 12/1/13 Andre Johnson vs. Indianapolis, 11/3/13 Arian Foster at Tennessee, 10/23/11 Arian Foster vs. Indianapolis, 9/12/10 Ryan Moats at Buffalo, 11/1/09
---	--

Game, Opponent

4	Shaun Alexander at Seattle, 10/16/05
3	12x - last: Derrick Henry vs. Tennessee, 12/29/19

Game, Rookie

2	13x - last: Jordan Thomas vs. Miami, 10/25/18
---	---

Game, Opponent, Rookie

2	Nyheim Hines at Indianapolis, 9/30/18 Ricky Seals-Jones vs. Arizona, 11/19/17 Seyi Ajiro-tutu vs. San Diego, 11/7/10 Roy Williams at Detroit, 9/19/04
---	--

Consecutive Games Scoring Touchdowns

11	Arian Foster, 12/18/11 – 11/11/12
9	Domanick Williams#, 11/7/04 – 1/2/05
7	Arian Foster, 10/5/14 – 12/7/14
6	Arian Foster, 10/23/11 - 12/4/11
5	DeAndre Hopkins, 10/1/17 - 11/5/17 DeAndre Hopkins, 10/14/18 - 11/18/18 Arian Foster, 10/17/10 – 11/14/10

k j d o n ; \ a o ` n e o j p ^ c _ j r i n

Seasons Leading Team

8	Kris Brown, 2002-09
5	Ka'imi Fairbairn, 2017-21
2	Nick Novak, 2015-16 Randy Bullock, 2013-14 Neil Rackers, 2010-11

Attempted, Career

253	Kris Brown, 2002-09
177	Ka'imi Fairbairn, 2017-21
83	Neil Rackers, 2010-11
71	Randy Bullock, 2013-15

Attempted, Season

45	Ka'imi Fairbairn, 2019 Shayne Graham, 2012
44	Kris Brown, 2009
43	Neil Rackers, 2010
41	Ka'imi Fairbairn, 2018
40	Ka'imi Fairbairn, 2020 Randy Bullock, 2014 Neil Rackers, 2011 Kris Brown, 2007

Attempted, Game

7	Ka'imi Fairbairn vs. Atlanta, 10/6/19 Ka'imi Fairbairn vs. Tennessee, 10/1/17
6	Ka'imi Fairbairn vs. Miami, 10/25/18 Randy Bullock vs. Tennessee, 11/30/14 Kris Brown vs. Jacksonville, 12/30/07

Attempted, Game, Opponent

7	Mike Vanderjagt at Indianapolis, 11/14/04
6	8x - last: Josh Lambo at Jacksonville, 12/17/17

Consecutive Points After Touchdown, Career

132	Kris Brown, 11/5/06 – 1/3/10
116	Kris Brown, 9/8/02 – 10/29/06
69	Neil Rackers, 9/12/10 – 11/6/11
66	Randy Bullock, 9/9/13 – 12/28/14

REGULAR SEASON INDIVIDUAL RECORDS



Points After Touchdown Percentage, Career (250 attempts)

99.2 Kris Brown, 2002-09 (251-253)

or j Hkj d o;^j i q`mq i n

Two-Point Conversions, Career

2 DeAndre Hopkins, 2013-19
Andre Johnson, 2003-14

Two-Point Conversions, Season

1 20x - last: Danny Amendola, 2021

Two-Point Conversion, Game

1 20x - last: Danny Amendola vs. Tennessee, 1/9/22

Two-Point Conversion, Game, Opponent

2 Lance Moore at New Orleans, 9/25/11

ad g ;bj \gn

Seasons Leading Team

8 Kris Brown, 2002-09
5 Ka'imi Fairbairn, 2017-21
2 Nick Novak, 2015-16
Randy Bullock, 2013-14
Neil Rackers, 2010-11

Consecutive Seasons Leading Team

8 Kris Brown, 2002-09
5 Ka'imi Fairbairn, 2017-21
2 Nick Novak, 2015-16
Randy Bullock, 2013-14
Neil Rackers, 2010-11

Attempted, Career

223 Kris Brown, 2002-09
142 Ka'imi Fairbairn, 2017-21
76 Randy Bullock, 2013-15
68 Neil Rackers, 2010-11

Attempted, Season

42 Ka'imi Fairbairn, 2018
41 Nick Novak, 2016
38 Shayne Graham, 2012
Neil Rackers, 2011
35 Randy Bullock, 2014
Randy Bullock, 2013

Attempted, Game

7 Kris Brown at Miami, 9/7/03
6 Randy Bullock vs. Baltimore, 12/21/14
Shayne Graham vs. Indianapolis, 12/16/12

Field Goals, Career

172 Kris Brown, 2002-09
119 Ka'imi Fairbairn, 2017-21
61 Randy Bullock, 2013-15
59 Neil Rackers, 2010-11

Field Goals, Season

37 Ka'imi Fairbairn, 2018
35 Nick Novak, 2016
32 Neil Rackers, 2011

31 Shayne Graham, 2012

30 Randy Bullock, 2014

29 Kris Brown, 2008

Field Goals, Game

6 Randy Bullock vs. Baltimore, 12/21/14
5 Ka'imi Fairbairn at N.Y. Jets, 12/15/18
Ka'imi Fairbairn vs. Cleveland, 12/2/18
Shayne Graham vs. Indianapolis, 12/16/12
Kris Brown vs. Miami, 10/7/07
Kris Brown at Baltimore, 12/4/05
Kris Brown at Miami, 9/7/03
Nick Novak at Indianapolis, 12/11/16

Field Goals, Game, Opponent

*8 Rob Bironas vs. Tennessee, 10/21/07
5 Harrison Butker vs. Kansas City, 10/8/17
Billy Cundiff at Baltimore, 10/16/11
Rian Lindell at Buffalo, 9/11/05
Phil Dawson vs. Cleveland, 1/2/05

*NFL record

Consecutive Games Scoring Field Goals

19 Randy Bullock - 9/22/13 - 10/5/14
15 Neil Rackers, 11/1/10 - 10/9/11
10 Kris Brown, 11/13/05 - 9/17/06
9 Kris Brown, 10/25/09 - 12/27/09
Kris Brown, 9/8/02 - 11/10/02

Consecutive Field Goals Made

18 Neil Rackers, 12/13/10 - 10/2/11
16 Randy Bullock, 9/22/13 - 9/14/14
Nick Novak, 11/13/16 - 12/24/16
15 Kris Brown, 12/3/06 - 9/30/07
Kris Brown, 9/7/08 - 11/23/08
14 Ka'imi Fairbairn, 11/26/18 - 9/15/19
Shayne Graham, 9/9/12 - 10/21/12
Neil Rackers, 10/3/10 - 12/2/10

Longest Field Goal

61 Ka'imi Fairbairn vs. Seattle, 12/12/21
57 Neil Rackers at Denver, 12/26/10
Kris Brown vs. Miami, 10/7/07
56 Kris Brown at Indianapolis, 11/8/09
55 Ka'imi Fairbairn vs. San Francisco, 12/10/17
Randy Bullock vs. Buffalo, 9/28/14

Longest Field Goal, Opponent

58 Kyle Brindza vs. Tampa Bay, 9/27/15
Will Lutz vs. New Orleans, 9/9/19
57 Kai Forbath vs. New Orleans, 11/29/15
56 Blair Walsh vs. Minnesota, 12/23/12

Field Goal Percentage, Career (min. 100 attempts)

83.8 Ka'imi Fairbairn, 2017-21
77.1 Kris Brown, 2002-09

REGULAR SEASON INDIVIDUAL RECORDS



Field Goal Percentage, Season

90.0	Neil Rackers, 2010
88.1	Ka'imi Fairbairn, 2018
87.9	Kris Brown, 2008
87.1	Ka'imi Fairbairn, 2020
86.2	Kris Brown, 2007
85.7	Nick Novak, 2015
	Randy Bullock, 2014

Most Field Goals, No Misses, Game

6	Randy Bullock vs. Baltimore, 12/21/14
5	Ka'imi Fairbairn at New York Jets, 12/15/18
	Ka'imi Fairbairn vs. Cleveland, 12/2/18
	Kris Brown vs. Miami, 10/7/07
	Kris Brown at Baltimore, 12/4/05
	Nick Novak at Indianapolis, 12/11/16
4	Ka'imi Fairbairn vs. Tennessee, 1/3/21
	Ka'imi Fairbairn at New England, 10/8/17
	Neil Rackers at New Orleans, 9/25/11
	Kris Brown vs. Tennessee, 10/9/05
	Nick Novak vs. Jacksonville, 12/18/16

Most Field Goals, No Misses, Game, Opponent

8	Rob Bironas vs. Tennessee, 10/21/07
5	Rian Lindell at Buffalo, 9/11/05
	Phil Dawson vs. Cleveland, 1/2/05

Most Field Goals, 50 or More Yards, Career

18	Ka'imi Fairbairn, 2017-21
14	Kris Brown, 2002-09
7	Neil Rackers, 2010-11
5	Randy Bullock, 2013-15
	Nick Novak, 2015-16

Most Field Goals, 50 or More Yards, Season

5	Kris Brown, 2007
	Nick Novak, 2016
4	Ka'imi Fairbairn, 2021
	Ka'imi Fairbairn, 2020
	Ka'imi Fairbairn, 2018
	Randy Bullock, 2014
	Shayne Graham, 2012
	Neil Rackers, 2011
3	Ka'imi Fairbairn, 2019
	Ka'imi Fairbairn, 2017
	Neil Rackers, 2010

Most Field Goals, 50 or More Yards, Game

*3	Kris Brown vs. Miami, 10/7/07
2	Ka'imi Fairbairn at Jacksonville, 12/19/21
	Nick Novak vs. Jacksonville, 1/3/16
	Neil Rackers at Denver, 12/26/10
	Randy Bullock vs. Buffalo, 9/28/14

*Tied NFL record

Records

Career

1	Jacob Martin, 2019-21
	J.J. Watt, 2011-20
	Joe Mays, 2013
	Connor Barwin, 2009-12
	Zac Diles, 2007-10, 2014
	Brian Cushing, 2009-17
	Seth Payne, 2002-06
	Jimmy McClain, 2002

Season

1	Jacob Martin, 2021
	J.J. Watt, 2014
	Joe Mays, 2013
	Connor Barwin, 2012
	Brian Cushing, 2009
	Zach Diles, 2009
	Seth Payne, 2002
	Jimmy McClain, 2002

Game

1	Jacob Martin at Arizona, 10/24/21
	J.J. Watt vs. Jacksonville, 12/28/14
	Joe Mays vs. Tennessee, 9/15/13
	Connor Barwin vs. Baltimore, 10/21/12
	Zach Diles at Jacksonville, 12/6/09
	Brian Cushing vs. Oakland, 10/4/09
	Jimmy McClain vs. Baltimore, 12/15/02
	Seth Payne vs. Dallas, 9/2/02

Game, Opponent

1	Zach Pascal at Indianapolis, 10/20/19
	Hassan Ridgeway at Indianapolis, 12/31/17
	Geno Atkins vs. Cincinnati, 11/23/14
	Cory Redding at Indianapolis, 12/15/13
	Elvis Dumervil at Denver, 9/23/12

Records

Records

Seasons

12	Jon Weeks, 2010-21
	Andre Johnson, 2003-14
10	Whitney Mercilus, 2012-21
	J.J. Watt, 2011-20
	Duane Brown, 2008-17
9	Brian Cushing, 2009-16
	Kareem Jackson, 2010-18
	Johnathan Joseph, 2011-19
8	Owen Daniels, 2006-13
	Chester Pitts, 2002-09

REGULAR SEASON INDIVIDUAL RECORDS



	Kris Brown, 2002-09
7	DeAndre Hopkins, 2013-19
	Arian Foster, 2009-15
	Chris Myers, 2008-14
	Matt Schaub, 2007-13
	Kevin Walter, 2006-12
	Bryan Pittman, 2003-09

Games Played

193	Jon Weeks, 2010-21
169	Andre Johnson, 2003-14
133	Johnathan Joseph, 2011-19 Duane Brown, 2008-17
132	Kareem Jackson, 2010-18
128	J.J. Watt, 2011-20 Kris Brown, 2002-09
134	Whitney Mercilus, 2012-21
114	Chester Pitts, 2002-09
112	Chris Myers, 2008-14
110	DeAndre Hopkins, 2013-19
109	Kevin Walter, 2006-12
104	Brian Cushing, 2009-17
100	Owen Daniels, 2006-13

Consecutive Games Played

193	Jon Weeks, 2010-21 (Present)
128	Kris Brown, 2002-09
114	Chester Pitts, 2002-09
112	Chris Myers, 2008-14
91	Eric Winston, 2006-11
83	Steve McKinney, 2002-07

Starts

169	Andre Johnson, 2003-14
133	Duane Brown, 2008-17
128	J.J. Watt, 2011-20 Johnathan Joseph, 2011-19
126	Kareem Jackson, 2010-18
123	Chester Pitts, 2002-09
113	Chris Myers, 2008-14

Consecutive Starts

114	Chester Pitts, 2002-09
112	Chris Myers, 2008-14
86	Eric Winston, 2006-11
84	J.J. Watt, 2011-16
80	DeAndre Hopkins, 2013-17
77	Mario Williams, 2006-10
73	DeMeco Ryans, 2006-10

REGULAR SEASON TEAM RECORDS



Overall Record

W L T Pct.

WIN-LOSS RECORDS

Year	W	L	T	Pct.
2002	4	12	0	0.25
2003	5	11	0	0.313
2004	7	9	0	0.438
2005	2	14	0	0.125
2006	6	10	0	0.375
2007	8	8	0	0.5
2008	8	8	0	0.5
2009	9	7	0	0.563
2010	6	10	0	0.375
2011	10	6	0	0.625
2012	12	4	0	0.75
2013	2	14	0	0.125
2014	9	7	0	0.563
2015	9	7	0	0.563
2016	9	7	0	0.563
2017	4	12	0	0.25
2018	11	5	0	0.688
2019	10	6	0	0.625
2020	4	12	0	0.25
2021	4	13	0	0.235
Totals	139	182	0	0.433

HOME

Year	W	L	T	Pct.
2002	2	6	0	0.25
2003	3	5	0	0.375
2004	3	5	0	0.375
2005	2	6	0	0.25
2006	4	4	0	0.5
2007	6	2	0	0.75
2008	6	2	0	0.75
2009	4	4	0	0.5
2010	4	4	0	0.5
2011	5	3	0	0.625
2012	6	2	0	0.75
2013	1	7	0	0.125
2014	5	3	0	0.625
2015	5	3	0	0.625
2016	7	1	0	0.875
2017	3	5	0	0.375
2018	6	2	0	0.75
2019	5	3	0	0.625
2020	2	6	0	0.25
2021	2	7	0	0.222
Totals	81	80	0	0.503

ROAD

Year	W	L	T	Pct.
2002	2	6	0	0.25
2003	2	6	0	0.25
2004	4	4	0	0.5
2005	0	8	0	0
2006	2	6	0	0.25
2007	2	6	0	0.25
2008	2	6	0	0.25
2009	5	3	0	0.625
2010	2	6	0	0.25
2011	5	3	0	0.625

2012	6	2	0	0.75
2013	1	7	0	0.125
2014	4	4	0	0.5
2015	4	4	0	0.5
2016	2	6	0	0.25
2017	1	7	0	0.125
2018	5	3	0	0.625
2019	5	3	0	0.625
2020	2	6	0	0.25
2021	2	6	0	0.25
Totals	58	102	0	0.363

Consecutive Games Won

Consecutive Games Won

9	9/30/18 - 12/2/18
7	10/23/11 - 12/11/11
6	10/21/12 - 12/2/12
	12/13/09 - 9/19/10 (over two seasons)
5	12/20/15 - 9/18/16 (over two seasons)
	9/9/12 - 10/8/12

Games Won, Season

12	2012
11	2018
10	2011, 2019
9	2009, 2014, 2015, 2016
8	2007, 2008

Consecutive Games Won, SINGLE Season

9	9/30/18-12/2/18
7	10/23/11 - 12/11/11
6	10/21/12 - 12/2/12
5	9/9/12 - 10/8/12
4	11/1/15 - 11/29/15
	12/13/09 - 1/3/10
	11/23/08 - 12/14/08

Consecutive Games Won, Start of Season

5	2012
2	2007, 2010, 2011, 2013, 2014, 2016

Consecutive Games Won, End of Season

4	2009
3	2015
2	2006, 2014

Consecutive Home Games Won

6	1/3/16 - 10/30/16
5	10/7/18 - 12/2/18
4	10/6/19 - 12/1/19
	10/21/12 - 12/16/12
	11/18/07 - 12/30/07

Consecutive Road Games Won

6	9/16/12 - 12/2/12
5	9/30/18 - 12/15/18
4	12/20/09 - 10/3/10
	10/23/11 - 12/11/11
3	10/26/14 - 12/7/14

REGULAR SEASON TEAM RECORDS



Shutout Games Won, Season

1	2010: 20-0 vs. Tennessee, 11/28/10 2004: 21-0 at Jacksonville, 12/26/04
---	--

b \ h ` n ; g j n o

Consecutive Games Lost

14	9/22/13 - 12/29/13
9	11/27/17 - 9/23/18
8	9/19/21 - 11/7/21
7	1/2/05 - 10/23/05
6	11/6/05 - 12/11/05 12/7/03 - 9/19/04
5	12/6/20 - 1/3/21 12/29/19 - 10/4/20 12/24/05 - 9/24/06 9/15/02 - 10/20/02

Games Lost, Season

14	2013 2005
12	2021 2020 2017 2002

Consecutive Games Lost, Season

14	9/22/13 - 12/29/13
8	9/19/21 - 11/7/21
6	11/27/17 - 12/31/17 11/6/05 - 12/11/05 9/11/05 - 10/23/05 9/15/02 - 10/20/02

Consecutive Games Lost, Start of Season

6	2005
4	2008, 2020
3	2018, 2006
2	2004, 2015

Consecutive Games Lost, End of Season

14	2013
6	2017
5	2020
4	2003

Consecutive Home Games Lost

7	9/22/13 - 12/1/13
6	9/23/21 - 12/12/21
5	12/24/04 - 10/23/05
4	9/22/02 - 11/17/02

Consecutive Road Games Lost

12	9/11/05 - 11/5/06
9	9/24/17 - 9/16/18
8	11/25/07 - 11/16/08
7	12/23/20 - 11/7/21 9/22/13 - 12/29/13
6	11/1/10 - 12/26/10

Shutout Games Lost, Season

2	2021: 40-0 at Buffalo, 10/3/21, 31-0 vs. Indianapolis, 12/5/21
1	2016: 27-0 at New England, 9/22/16 2003: 27-0 at Jacksonville, 12/7/03

n ^ j m d b

o j p ^ c _ j r i n

Most, Season

46	2019 2012 2009
44	2010, 2020
43	2007
42	2018
41	2011
40	2017

Fewest, Season

22	2002
25	2016
26	2005
28	2013
29	2003

Most, Game

7	vs. Atlanta, 10/6/19 vs. Tennessee, 10/1/17
6	vs. Miami, 10/25/18 vs. Tennessee, 11/30/14 vs. Jacksonville, 12/30/07
5	13x - last: vs. L.A. Chargers, 12/26/21

Most Allowed, Season

55	2020
53	2021
52	2010
50	2005
48	2017
	2013
46	2019

Most Allowed, Game

7	2x - last: at Atlanta, 10/4/15
6	9x - last: at Tennessee, 10/18/20

Fewest Allowed, Season

27	2011
36	2018 2016 2014
37	2015
38	2012

Fewest Allowed, Game

0	22x - last: at Jacksonville 11/3/19
---	-------------------------------------

REGULAR SEASON TEAM RECORDS



Seasonal Records

Most Scored, Season

416	2012
402	2018
390	2010
388	2009
384	2020

Most Scored, Game

57	vs. Tennessee, 10/1/17
53	vs. Atlanta, 10/6/19
45	vs. Tennessee, 11/30/14
43	vs. Jacksonville (OT), 11/18/12
	vs. Baltimore, 10/21/12
42	vs. Miami, 10/25/18
	vs. Jacksonville, 12/30/07

Fewest Points Scored, Season

213	2002
255	2003
260	2005
267	2006
276	2013

Fewest Points Scored, Game

0	vs. Indianapolis, 12/5/21
	at Buffalo, 10/3/21
	at New England, 9/22/16
	at Jacksonville, 12/7/03
3	9x - last: at Indianapolis, 10/17/21

Most Points Scored, Season, Opponent

464	2020
452	2021
436	2017
431	2005
428	2013
427	2010

Most Points Scored, Game, Opponent

49	at Indianapolis, 11/14/04
48	at Atlanta, 10/4/15
45	at Jacksonville, 12/17/17
	vs. Kansas City, 11/20/05
44	at Miami, 10/25/15
43	at Indianapolis, 9/17/06

Fewest Points Scored, Season, Opponent

278	2011
307	2014
313	2015
316	2018
328	2016

Fewest Points Scored, Game, Opponent

0	vs. Tennessee, 11/28/10
	at Jacksonville, 12/26/04
3	at Jacksonville, 11/3/19

vs. Jacksonville, 12/30/18

vs. Kansas City, 9/9/07

5	at Chicago, 12/19/04
6	13x - last: vs. Jacksonville, 1/3/16

Most Points, Shutout Victory, Game

21	at Jacksonville, 12/26/04
20	vs. Tennessee, 11/28/10

Fewest Points, Shutout Victory, Game

20	vs. Tennessee, 11/28/10
21	at Jacksonville, 12/26/04

Most Points, Game, Both Teams

85	Texans 53 vs. Atlanta 32, 10/6/19
80	Texans 43 vs. Jacksonville 37 (OT), 11/18/12
79	Texans 38 vs Tennessee 41, 1/3/2021
	Texans 38 at Seattle 41, 10/29/17
78	Texans 36 at Tennessee 42, 10/18/20
76	Texans 34 vs. Kansas City 42, 10/8/17
74	Texans 36 vs. Tennessee 38, 10/21/07
73	Texans 33 at New Orleans 40, 9/25/11
71	Texans 57 vs. Tennessee 14, 10/1/17
	Texans 37 at Indianapolis 34 (OT), 9/30/18
70	Texans 42 vs. Jacksonville 28, 12/30/07
	Texans 26 at Miami 44, 10/25/15

Fewest Points, Game, Both Teams

16	Texans 10 at Cincinnati 6, 11/16/15
	Texans 3 vs. Tennessee 13, 12/29/02
17	Texans 7 at Cleveland 10, 11/15/20
19	Texans 13 at Chicago 6, 11/11/12
	Texans 6 vs. Jacksonville 13, 11/24/13
	Texans 3 at Tampa Bay 16, 12/14/03
20	Texans 20 vs. Tennessee 0, 11/28/10
	Texans 14 vs. Cleveland 6, 12/31/06

Most Points in First Quarter

17	vs. Indianapolis, 9/11/11
	vs. Seattle, 12/13/09
14	19x, last at Jacksonville, 12/19/21

Most Points in Second Quarter

24	vs. Arizona, 12/18/05
	vs. Miami, 9/9/12
21	vs. Jacksonville, 12/30/07
20	at Kansas City, 10/13/19
	vs. Seattle, 9/29/13
	vs. Baltimore, 10/21/12

Most Points in Third Quarter

19	vs. Tennessee, 1/3/21
17	vs. Atlanta, 10/6/19
	vs. Tennessee, 12/27/15
14	17x, last vs. Cincinnati, 12/27/20

Most Points in Fourth Quarter

29	vs. Tennessee, 10/21/07
24	vs. L.A. Chargers, 12/26/21
22	vs. L.A. Rams, 10/31/21

REGULAR SEASON TEAM RECORDS



21	at Buffalo, 11/1/09
21	7x, last vs. Kansas City, 10/8/17
Most Points in First Quarter, Opponent	
24	vs. Indianapolis, 10/9/14
21	at Tennessee, 12/19/10
	at Miami, 10/25/15
17	at Kansas City, 10/13/19
	at New England, 12/17/06
Most Points in Second Quarter, Opponent	
24	at Jacksonville, 12/17/17
	at Pittsburgh, 10/20/14
23	at Chicago, 12/13/20
21	vs. Tennessee, 1/9/22
	at Atlanta, 10/4/15
	at Indianapolis, 12/23/07
	at San Diego, 10/28/07
	vs. Kansas City, 11/20/05
Most Points in Third Quarter, Opponent	
21	at Los Angeles Rams, 11/12/17
	vs. St. Louis, 10/13/13
	at Indianapolis, 11/14/04
17	at Cleveland, 10/20/02
Most Points in Fourth Quarter, Opponent	
23	at New Orleans, 9/25/11
22	vs. Baltimore, 11/9/08
21	6x - last: at Buffalo, 10/3/21
Most Points in First Quarter, Both Teams	
28	Texans 14 at Seattle 14, 10/29/17
24	Texans 10 vs. Colts 14, 12/6/20
	Texans 0 vs. Colts 24, 10/9/14
	Texans 10 vs. San Diego 14, 11/7/10
21	8x - last: Texans 14 at Indianapolis 7 (OT), 9/3/18
Most Points in Second Quarter, Both Teams	
31	Texans 24 vs. Arizona 7, 12/18/05
30	Texans 6 at Pittsburgh 24, 10/20/14
	Texans 16 vs. Tennessee 14, 10/1/17
28	6x - last: Texans 14 at Pittsburgh 14, 9/27/20
Most Points in Third Quarter, Both Teams	
28	Texans 14 vs. Cincinnati 14, 12/27/20
	Texans 7 at Indianapolis 21, 11/14/04
27	Texans 10 at Cleveland 17, 10/20/02
24	Texans 14 vs. Miami 10, 10/25/18
Most Points in Fourth Quarter, Both Teams	
40	Texans 21 vs. Kansas City 19, 10/8/17
38	Texans 24 vs. L.A. Chargers 14, 12/26/21
37	Texans 14 at New Orleans 23, 9/25/11
35	Texans 20 vs. Atlanta 15, 10/6/19
	Texans 29 vs. Tennessee 6, 10/21/07
34	Texans 13 at Indianapolis 21, 9/17/06
Consecutive Games Scoring a Touchdown	
105	10/22/06 – 12/16/12
75	10/30/16 – 9/23/21

30	12/22/13 – 12/06/15
29	12/21/03 – 11/27/05
Consecutive Games Scoring	
197	12/14/03 – 9/18/16
79	10/2/16 – 9/23/21
28	9/8/02 – 11/30/03
Consecutive Quarters Held Scoreless	
7	4th quarter vs. Atlanta, 11/30/03, through 2nd quarter at Tampa Bay, 12/14/03
6	3rd quarter vs. N.Y. Jets, 11/28/21, through 4th quarter vs. Indianapolis, 12/5/21
4	5x - last: 1st quarter at Buffalo, 10/3/21, through 4th quarter at Buffalo, 10/3/21
Consecutive Quarters Held Scoreless, Opponents	
5	3rd quarter at Indianapolis, 12/20/15, through 3rd quarter at Tennessee, 12/27/15
5	2nd quarter vs. Washington, 9/7/14, through 4th quarter at Oakland, 9/14/14
5	3rd quarter vs. Jacksonville, 1/2/11, through 3rd quarter vs. Indianapolis, 9/11/11
Consecutive Quarters Held Without a Touchdown, Opponents	
13	vs. Indianapolis, 12/12/04 through vs. Cleveland, 1/2/2005
12	at Miami, 10/25/15 through vs N.Y. Jets, 11/22/2015
9	vs. Baltimore, 10/21/12 through at Chicago, 11/11/2012
Most Points By Half, First Half	
34	vs. Indianapolis, 9/11/11
30	vs. Tennessee, 10/1/17
29	vs. Baltimore, 10/21/12
27	vs. Jacksonville, 9/12/21
	at Miami, 12/27/09
Most Points By Half, Second Half	
37	vs. Atlanta, 10/6/19
29	vs. Tennessee, 1/3/21
	vs. Tennessee, 10/21/07
28	vs. Miami, 10/25/18
	vs. Kansas City, 10/17/10
	vs. Minnesota, 10/10/04
27	vs. Tennessee, 10/1/17
	vs. Kansas City, 10/8/17
26	at Tennessee, 10/18/20
	at Miami, 10/25/15
Most Points By Half, Opponent, First Half	
41	at Miami, 10/25/15
35	at San Diego, 10/28/07
31	vs. Denver, 12/8/19
	at Jacksonville, 12/17/17
	vs. Kansas City, 11/20/05
28	at Atlanta, 10/4/15

REGULAR SEASON TEAM RECORDS



Most Points By Half, Opponent, Second Half

31	at Dallas, 10/15/06
30	at New Orleans, 9/25/11
29	vs. Baltimore, 11/9/08
28	4x - last vs. Indianapolis, 11/29/09

Most Points By Half, Both Teams, First Half

48	Texans 24 at Tennessee 24, 9/20/09
44	Texans 20 vs. Colts 24, 12/6/20
	Texans 30 vs. Tennessee 14, 10/1/17
42	Texans 21 at Seattle 21, 10/29/17
41	Texans 0 at Miami 41, 10/25/15
	Texans 14 vs. Indianapolis 27, 10/9/14
	Texans 20 at New England 21, 9/24/17
40	Texans 23 at Kansas City 17, 10/13/19

Most Points By Half, Both Teams, Second Half

53	Texans 29 vs. Tennessee 24, 1/3/21
48	Texans 21 vs. Cincinnati 27, 12/27/20
47	Texans 17 at New Orleans 30, 9/25/11
46	Texans 27 vs. Kansas City 19, 10/8/17
45	Texans 28 vs. Kansas City 17, 10/17/10
	Texans 29 vs. Tennessee 16, 10/21/07
44	Texans 21 at Indianapolis 23, 9/17/06

Season

45	2012
43	2010
	2009
40	2019
	2014
	2007

Game

6	vs. Miami, 10/25/18
	vs. Tennessee, 10/01/17
	vs. Tennessee, 11/30/14
	vs. Jacksonville, 12/30/07
5	7x - last: vs. New England, 12/1/19

Season, Opponent

50	2010
49	2020
47	2005
46	2013
45	2017
44	2021
43	2008

Game, Opponent

7	at Indianapolis, 11/14/04
6	7x - last: at Jacksonville, 12/17/17

Season

3	2007
2	2021
	2017
	2015
	2006
	2002

Game

1	21x - last: vs. Tennessee, 1/9/22
---	-----------------------------------

Season

5	2014, 2004
4	2018, 2017
3	2015, 2012, 2007, 2006, 2002

Game

2	vs. Tennessee, 9/30/12
	at Pittsburgh, 12/8/02

Margin of Victory

43	vs. Tennessee, 10/1/17
34	at Tennessee, 10/23/11
30	vs. Baltimore, 10/21/12
29	vs. Cincinnati, 10/26/08
28	at Tennessee, 12/27/15
	at Tampa Bay, 11/13/11

Margin of Defeat

40	at Buffalo, 10/3/21
38	at Jacksonville, 12/17/17
35	at Indianapolis, 11/14/04
	vs. Cincinnati, 11/3/02
34	at Baltimore, 11/17/19
33	at New England, 12/17/06
32	at Seattle, 10/16/05
31	vs. Indianapolis, 12/5/21
	at San Francisco, 10/6/13

Comeback Victories (Points Behind)

21	at San Diego, 9/9/13, 31-28 final
18	vs. Tennessee, 11/28/04, 31-21 final
17	at Washington, 9/19/10, 30-27 final (OT)
14	6x - last: vs. Kansas City, 10/13/19, 31-24 final

Largest Deficit Overcome

25	vs. Tennessee, 10/21/07, down 32-7, 36-38 final
21	at San Diego, 9/9/13, down 28-7, 31-28 final
	vs. Baltimore, 12/13/10, down 21-0 and 28-7, 28-34 final (OT)
	at Arizona, 10/11/09, down 21-0, 21-28 final
	vs. Minnesota, 10/10/04, down 21-0, 28-34 final (OT)

REGULAR SEASON TEAM RECORDS



vs. Tennessee, 11/28/04, down 21-3, 31-21 final

Largest Lead Before Opponent Scores

34	at Tennessee, 12/27/15
34	vs. Indianapolis, 9/11/11
27	at Oakland, 9/14/14
	at Tennessee, 10/23/11
24	vs. Tennessee, 11/30/14
	vs. Seattle, 12/13/09

Longest Scoring Drive (Plays)

Longest Scoring Drive (Plays)

19	vs. Pittsburgh, 10/2/11, 95 yards, TD
	vs. Atlanta, 12/4/11, 85 yards, TD
18	vs. New England, 10/10/21, 79 yards, TD
	at N.Y. Giants, 11/5/06, 80 yards, TD
17	vs. Jacksonville, 10/11/20, 90 yards, FG
	at Jacksonville, 9/6/12, 80 yards, TD
16	15x - last: vs. Seattle, 12/12/21, 72 yds, FG

Longest Scoring Drive (Yards)

99	vs. Baltimore, 12/13/10, 15 plays, TD
	at Jacksonville, 10/18/15, 16 plays, TD
98	at Jacksonville, 11/8/20, 6 plays, TD
	at Tennessee, 10/26/14, 11 plays, TD
	vs. Tennessee, 10/21/07, 7 plays, TD
	at Tennessee, 10/12/03, 2 plays, TD
97	vs. Tennessee, 11/26/18, 1 play, TD
	at Denver, 9/23/12, 14 plays, TD
	at Detroit, 11/22/12, 15 plays, TD
	vs. Jacksonville, 1/2/11, 10 plays, TD

Shortest Scoring Drive (Time)

10:55	vs. Pittsburgh, 10/2/11, 19 plays, 95 yards, TD
10:41	vs. Atlanta, 12/4/11, 19 plays, 85 yards, TD
10:26	vs. Kansas City, 9/9/07, 15 plays, 65 yards, FG
10:08	vs. Detroit, 10/19/08, 15 plays, 79 yards, TD
10:06	vs. New England, 10/10/21, 18 plays, 79 yards, TD

Shortest Scoring Drive (Yards)

-12	at Tennessee, 9/21/08, 4 plays, FG
-10	vs. Miami, 9/9/12, 4 plays, FG
-9	at Indianapolis, 10/20/19, 4 plays, FG
-7	vs. New England, 9/9/18, 4 plays, FG
-5	at Pittsburgh, 12/8/02, 4 plays, FG
-4	at Tennessee, 11/21/21, 4 plays, FG
	at Pittsburgh, 9/7/08, 4 plays, FG
-3	at Oakland, 12/3/06, 4 plays, FG
-1	at New York Jets, 12/15/18, 4 plays, FG
	at Jacksonville, 11/27/11, 4 plays, FG
	vs. Jacksonville, 9/28/03, 4 plays, FG

Shortest Scoring Drive (Plays)

1	21x - last: at Kansas City, 10/13/19, 3 yds, TD
---	---

Shortest Scoring Drive (Time)

0:02	vs. Cleveland, 11/6/11, 1 play, 0 yards, FG
0:04	at Philadelphia, 12/23/18, 1 play, 5 yards, TD
	vs. San Diego, 11/7/10, 1 play, 8 yards, TD
	vs. Jacksonville, 12/1/08, 1 play, 7 yards, TD
	at Denver, 11/7/04, 1 play, 1 yard, TD
0:07	vs. Arizona, 11/19/17, 1 play, 34 yards, TD
	vs. Jacksonville, 12/1/08, 1 play, 40 yards, TD
0:09	at N.Y. Jets, 11/21/10, 1 play, 43 yards, TD

Most Net Yards Gained, Season

Most Net Yards Gained, Game

Most Net Yards Gained, Season

6,186	2010
6,129	2009
6,113	2008
6,004	2020
5,954	2011
5,953	2012

Most Net Yards Gained, Game

653	vs. Jacksonville (OT), 11/18/12
592	vs. Atlanta, 10/6/19
549	at Green Bay, 12/7/08
526	at Washington (OT), 9/19/10
518	at Tennessee, 10/23/11
509	at Seattle, 10/29/17

Fewest Net Yards Gained, Season

3,572	2002
4,053	2005
4,306	2003
4,463	2006
4,727	2021
5,035	2016

Fewest Net Yards Gained, Game

47	at Pittsburgh, 12/8/02
107	at Tampa Bay, 12/14/03
109	at Buffalo, 10/3/21
118	at San Diego, 9/15/02
120	at Buffalo, 9/11/05
124	at Oakland, 12/3/06
	at Jacksonville, 12/7/03

Most Net Yards Allowed, Season

6,668	2020
6,535	2021
6,213	2019
6,082	2003
6,031	2010
5,824	2005
5,571	2014

REGULAR SEASON TEAM RECORDS



5,546	2017
Most Net Yards Allowed, Game	
607	at Tennessee, 10/18/20
540	vs. Cincinnati, 12/27/20
535	at Tennessee, 10/12/03
525	at Detroit (OT), 11/22/12
519	at Philadelphia, 12/23/18
515	at Indianapolis, 9/17/06
511	vs. Denver, 12/22/13
Fewest Net Yards Allowed, Season	
4,571	2011
4,821	2016
4,963	2015
5,081	2013
5,172	2012
Fewest Net Yards Allowed, Game	
117	at Jacksonville, 9/16/12
119	vs. Jacksonville, 12/30/18
126	at Jacksonville, 12/26/04
148	at Tennessee, 10/23/11
150	vs. Jacksonville, 12/18/16
162	vs. Tennessee, 11/28/10
Most Net Yards Gained, Season, Both Teams	
12,672	2020
12,217	2010
12,005	2019
11,498	2008
11,327	2009
11,292	2018
11,262	2021
11,125	2012
11,084	2014
10,844	2007
10,666	2017
Most Net Yards Gained, Game, Both Teams	
1,111	Texans 640 vs. Jacksonville 458 (OT), 11/18/12
1,028	Texans 488 vs. Cincinnati 540, 12/27/20
1,026	Texans 501 at Detroit 525 (OT), 11/22/12
1,019	Texans 412 at Tennessee 607 (OT), 10/18/20
993	Texans 458 at Tennessee 535, 10/12/03
988	Texans 509 at Seattle 479, 10/29/17
965	Texans 592 vs. Atlanta 373, 10/6/19
Fewest Net Yards Gained, Season, Both Teams	
8,802	2002
9,856	2016
9,863	2006
9,877	2005
10,388	2003
10,525	2011

Fewest Net Yards Gained, Game, Both Teams	
385	Texans 118 at San Diego 267, 9/15/02
426	Texans 124 at Oakland 302, 12/3/06
428	Texans 198 at New England 230, 12/17/06
436	Texans 120 at Buffalo 316, 9/11/05
443	Texans 165 at Indianapolis 278, 12/1/02
Most Net Yards Gained, First Half	
364	vs. Seattle, 12/13/09
324	vs. Seattle, 9/29/13
306	at Miami, 12/27/09
303	at Tennessee, 10/23/11
301	at New Orleans, 9/25/11
Most Net Yards Gained, Second Half	
365	vs. Atlanta, 10/6/19
328	at N.Y. Giants, 9/21/14
309	vs. Tennessee, 10/21/07
306	vs. Kansas City, 10/17/10
301	vs. Baltimore, 12/13/10
Fewest Net Yards Gained, First Half	
8	at Buffalo, 10/3/21
21	at Pittsburgh, 12/8/02
24	vs. Tennessee, 10/21/07
34	vs. Cincinnati, 12/24/16
46	at Tampa Bay, 12/14/03
47	at San Diego, 9/15/02
Fewest Net Yards Gained, Second Half	
-4	vs. Indianapolis, 10/23/05
26	at Pittsburgh, 12/8/02
41	at Arizona, 11/10/13
47	2x - last: at Jacksonville, 11/27/11
53	vs. New England, 12/13/15
Most Net Yards Allowed, First Half	
392	at Miami, 10/25/15
355	vs. Denver, 12/22/13
299	vs. Washington, 9/24/06
297	at Arizona, 10/11/09
294	at Chicago, 12/13/20
Most Net Yards Allowed, Second Half	
373	at Tennessee (OT), 10/18/20
354	vs. Cleveland, 12/2/18
339	at Indianapolis (OT), 9/30/18
329	at New Orleans, 9/9/19
316	at Seattle, 10/29/17
312	at Los Angeles, 11/12/17
Fewest Net Yards Allowed, First Half	
31	vs. Baltimore, 12/21/14
43	at Jacksonville, 9/16/12
50	vs. San Francisco, 10/25/09
53	vs. Buffalo Bills, 10/14/18
54	vs. Tennessee, 11/28/10

REGULAR SEASON TEAM RECORDS



Fewest Net Yards Allowed, Second Half

41	at San Diego, 10/28/07
43	at Arizona, 10/11/09
46	vs. Oakland, 10/4/09
61	vs. Jacksonville, 10/30/11
65	at Jacksonville, 12/7/14
	at Tampa Bay, 11/13/11

Most Net Yards Gained, First Quarter

185	at New Orleans, 9/25/11
184	at Tampa Bay, 11/13/11
179	vs. Tennessee, 10/1/17
178	vs. Indianapolis, 11/3/13
	vs. Tennessee, 10/3/16
174	vs. Seattle, 12/13/09

Most Net Yards Gained, Second Quarter

207	at Tennessee, 10/23/11
191	vs. Tennessee, 11/26/18
190	vs. Seattle, 12/13/09
183	vs. Seattle, 9/29/13
179	at Miami, 12/27/09
175	at Indianapolis, 12/20/20

Most Net Yards Gained, Third Quarter

224	vs. Atlanta, 10/6/19
190	at Indianapolis, 12/30/12
183	at Oakland, 10/3/10
178	at N.Y. Giants, 9/21/14
175	vs. Carolina, 12/18/11

Most Net Yards Gained, Fourth Quarter

257	at Atlanta, 10/4/15
253	vs. Tennessee, 10/21/07
246	vs. L.A. Rams, 10/31/21
203	vs. Jacksonville, 11/18/12
201	vs. Kansas City, 10/8/17
196	at Arizona, 10/11/09

Fewest Net Yards Gained, First Quarter

-5	at Indianapolis, 11/14/04
-3	at Buffalo, 9/11/05
0	at Miami, 10/25/15
2	at Jacksonville, 12/17/17
	vs. Indianapolis, 10/9/14
4	vs. Jacksonville, 11/24/13
	at Pittsburgh, 12/8/02

Fewest Net Yards Gained, Second Quarter

-10	at Buffalo, 10/3/21
4	at San Francisco, 1/1/06
6	at San Diego, 9/15/02
9	vs. New England, 11/23/03
10	at Indianapolis, 12/22/11

Fewest Net Yards Gained, Third Quarter

-15	vs. L.A. Rams, 10/31/21
0	at Arizona, 11/10/13
2	vs. Pittsburgh, 10/2/11

5	at Indianapolis, 9/17/06
7	at Kansas City, 9/26/04
10	vs. Philadelphia, 9/10/06

Fewest Net Yards Gained, Fourth Quarter

-17	vs. Indianapolis, 10/23/05
-9	at Cincinnati, 11/9/03
-1	at Kansas City, 10/20/13
3	at Indianapolis, 12/31/17
4	at Jacksonville, 11/27/11

Most Net Yards Allowed, First Quarter

220	vs. Buffalo, 11/19/06
219	at Miami, 10/25/15
218	vs. Indianapolis, 10/9/14
196	at Kansas City, 10/13/19
191	at Indianapolis, 11/8/09
171	vs. Pittsburgh, 9/18/05

Most Net Yards Allowed, Second Quarter

244	vs. Indianapolis, 12/09/18
198	vs. Tennessee, 1/9/22
193	vs. Philadelphia, 9/10/06
185	vs. Denver, 12/22/13
184	vs. San Francisco, 12/10/17
177	vs. Tennessee, 12/21/03

Most Net Yards Allowed, Third Quarter

224	at Indianapolis, 11/16/08
213	vs. Oakland, 11/17/13
205	at Los Angeles, 11/12/17
197	vs. New England, 12/1/13
181	vs. Cincinnati, 12/27/20

Most Net Yards Allowed, Fourth Quarter

256	vs. Tennessee (OT), 10/18/20
224	vs. Indianapolis, 9/12/10
223	at Seattle, 10/29/17
213	at Jacksonville, 11/14/10
210	vs. Green Bay, 11/21/04
205	at Oakland, 11/21/16

Fewest Net Yards Allowed, First Quarter

-9	vs. N.Y. Jets, 9/13/03
-1	at Jacksonville, 12/26/04
1	vs. San Francisco, 10/25/09
3	at Oakland, 9/14/14
4	vs. Detroit, 10/18/08

Fewest Net Yards Allowed, Second Quarter

-2	vs. Indianapolis, 11/3/13
0	at Jacksonville, 9/16/12
7	vs. Buffalo, 10/14/18
8	at Indianapolis, 12/31/17
11	at Carolina, 9/16/07

Fewest Net Yards Allowed, Third Quarter

-5	vs. Miami, 9/9/12
1	at Tampa Bay, 11/13/11
4	vs. Tennessee, 9/15/13

REGULAR SEASON TEAM RECORDS



	at Indianapolis, 12/30/12
6	at Cincinnati, 10/18/09
Fewest Net Yards Allowed, Fourth Quarter	
-3	at Kansas City, 10/13/19
2	vs. Oakland, 11/17/13
	at Pittsburgh, 9/7/08
3	vs. Dallas, 9/8/02
7	at Tennessee, 9/21/08
9	at San Diego, 9/9/13
	at Arizona, 10/11/09

mpncd b

mpncd b;t \m n

Season	
2,448	2011
2,161	2014
2,123	2012
2,042	2010
2,021	2018

Game	
281	vs. Tennessee, 11/26/18
261	vs. Cleveland, 11/6/11
257	vs. Indianapolis, 9/12/10
249	at Oakland, 10/3/10
244	vs. Jacksonville, 1/2/11
222	at Tennessee, 10/23/11

Fewest, Season	
1,347	2002
1,422	2021
1,466	2020
1,475	2009
1,586	2007
1,651	2003

Fewest, Game	
24	vs. N.Y. Giants, 10/10/10
25	at N.Y. Jets, 11/26/06
28	vs. Tennessee, 12/29/02
29	vs. Pittsburgh, 9/27/20
30	at Tennessee, 12/19/10

Allowed, Season	
2,564	2020
2,418	2021
2,370	2003
2,303	2005
2,089	2002
1,962	2008

Allowed, Game	
320	at Seattle, 10/16/05
288	vs. Tennessee, 1/3/21
263	at Tennessee (OT), 10/18/20
256	at Baltimore, 11/17/19
248	at Miami, 10/25/15

Fewest Allowed, Season	
1,323	2018
1,536	2011
1,560	2012
1,595	2016
1,597	2015

Fewest Allowed, Game	
18	at Washington, 9/19/10
24	vs. Tennessee, 11/28/10
27	at N.Y. Jets, 11/26/06
30	vs. Jacksonville, 12/30/18
	at Oakland, 11/21/16
	at Tennessee, 12/27/15

Season, Both Teams	
4,119	2005
4,030	2020
4,021	2003
3,984	2011
3,946	2019
3,842	2014

Game, Both Teams	
442	Texans 244 vs. Jacksonville 198, 1/2/11
387	Texans 67 at Seattle 320, 10/16/05
386	Texans 281 vs. Titans 105, 11/26/18
380	Texans 140 at Cincinnati 240, 11/9/03
378	Texans 122 at Baltimore 256, 11/17/19
367	Texans 249 at Oakland 118, 10/3/10

Fewest, Season, Both Teams	
3,186	2009
3,328	2015
3,344	2018
3,411	2007
3,436	2002

Fewest, Game, Both Teams	
52	Texans 25 at N.Y. Jets 27, 11/26/06
76	Texans 58 at Washington 18, 9/19/10
89	Texans 45 at Arizona 44, 10/11/09
112	Texans 39 at Los Angeles Chargers 73, 9/22/19
119	Texans 62 at Philadelphia 57, 12/23/18

\oo`hkon

Season	
551	2014
546	2011
508	2012
481	2004

REGULAR SEASON TEAM RECORDS



472	2018, 2015
Game	
54	at Cleveland, 11/16/14
48	at Jacksonville, 9/16/12
47	at Tennessee, 10/23/11
46	vs. Tampa Bay, 9/27/15 at Oakland, 9/14/14
44	3x - last: vs. Atlanta, 12/4/11
Fewest, Season	
344	2020
414	2013
417	2007
420	2021
421	2003
423	2010
Fewest, Game	
12	vs. Tennessee, 10/21/07
13	vs. N.Y. Jets, 9/13/09
14	at Minnesota, 10/09/16 vs. N.Y. Jets, 11/26/06
15	3x; last at Arizona, 10/24/21
Season, Opponent	
533	2003
523	2021
509	2002
506	2005
493	2020
454	2013
Game, Opponent	
57	at Cincinnati, 11/9/03
48	vs. Indianapolis, 12/5/21
47	at San Francisco, 1/1/06 (OT)
46	at Washington, 12/22/02
43	vs. Cincinnati, 11/23/14
42	7x - last: at N.Y. Giants, 9/21/14
Fewest, Season, Opponent	
378	2011
385	2018
388	2015
390	2012
397	2009
	2016
Fewest, Game, Opponent	
9	vs. Cleveland, 12/2/18
10	vs. New Orleans, 11/29/15 vs. Indianapolis, 9/12/10
11	at Kansas City, 10/13/19 at Tennessee, 12/27/15
12	vs. Baltimore, 10/21/12 vs. Tennessee, 11/28/10 vs. Jacksonville, 10/31/04

mpncd b;\q` mlb`	
Season	
4.83	2010
4.63	2019
4.48	2011
4.28	2018
4.27	2008
4.26	2020
Game	
9.76	vs. Cincinnati, 12/27/20 (17-166)
8.26	vs. Tennessee, 11/26/18 (34-281)
7.83	at New Orleans, 9/9/19 (23-180)
7.37	at Cincinnati, 11/9/03 (19-140)
7.32	at Detroit (OT), 11/22/12 (28-205)
Lowest, Season	
3.18	2002
3.39	2021
3.47	2009
3.67	2015
3.80	2007
Lowest, Game	
1.21	at Buffalo, 11/16/03 (28-34)
1.27	vs. Tennessee, 12/29/02 (22-28)
1.42	at Pittsburgh, 12/8/02 (26-37)
1.60	vs. N.Y. Giants, 10/10/10 (15-24)
1.61	vs. Buffalo, 9/28/14 (23-37)
Season, Opponent	
5.20	2020
4.81	2019
4.62	2021
4.55	2005
4.47	2008
4.45	2003
Game, Opponent	
9.74	at Tennessee (OT), 10/18/20
9.60	at Tennessee, 9/20/09 (25-240)
9.38	at Jacksonville, 10/14/07 (26-244)
8.64	vs. Jacksonville, 12/28/14 (14-121)
7.92	at Tennessee, 12/3/17 (25-198)
Lowest, Season, Opponent	
3.44	2018
3.97	2017
4.00	2014
	2012
4.02	2016
4.04	2010
4.06	2011
Lowest, Game, Opponent	
1.04	at N.Y. Jets, 11/26/06 (26-27)
1.06	at Washington, 9/19/10 (17-18)
1.50	at Oakland, 11/21/16 (20-30)

REGULAR SEASON TEAM RECORDS



1.57 at Seattle, 10/29/17 (21-33)
 1.88 vs. Jacksonville, 12/30/18 (16-30)
 2.00 vs. Tennessee, 11/28/10 (12-24)

mpncd b;oj p^c_j r i n

Season

20 2010
 19 2012
 18 2011
 17 2019
 16 2008
 2004

Game

4 vs. New England, 12/1/13
 3 14x - last: at Kansas City, 10/13/19

Season, Opponent

25 2021
 24 2020
 21 2005
 18 2008
 17 2009
 16 2010
 2006

Game, Opponent

5 at Seattle, 10/16/05
 4 vs. Tennessee, 1/3/21
 at Atlanta, 10/4/15
 vs. Jacksonville, 9/27/09
 vs. Jacksonville, 12/24/05

LKKH \m ;mpncd b;b\h`n;] t ;\i ;d _dq d p \g

Season

11 2011
 8 2014
 2010
 7 2012
 5 2008
 2004

Season, Opponent

10 2005
 7 2020
 2004
 2003
 6 2007

^j i n ^podq` ;b\h`n;r drc ;\;mpncd b;oj p^c_j r i

Texans

9 at Philadelphia 12/23/18 – at Indianapolis 10/20/19
 7 at Oakland 10/3/10 – at N.Y. Jets 11/21/10
 vs. Tennessee 11/28/04 – at Buffalo 9/11/05
 6 at Tennessee 10/23/11 – vs. Atlanta 12/4/11

5 vs. Tennessee 9/30/12 – vs. Buffalo 11/4/12
 vs. Carolina 12/18/11 – at Jacksonville 9/16/12
 at Oakland 12/3/06 – vs. Cleveland 12/31/06

Opponent

9 at Tennessee 10/18/20– vs. Tennessee 1/3/21
 8 at Cleveland 9/19/21– at Miami 11/7/21
 6 at Pittsburgh 9/7/08 – vs. Detroit 10/19/08
 at Baltimore 11/27/17 – vs. Pittsburgh 12/25/17
 5 vs. N.Y. Jets 11/28/21– vs. L.A. Chargers 12/26/21
 at Philadelphia 12/2/10 – vs. Jacksonville 1/2/11
 at Washington 9/19/10 – vs. Kansas City 10/17/10
 at Buffalo 11/1/09 – at Jacksonville 12/6/09
 at Dallas 10/15/06 – at Jacksonville 11/12/06
 at Jacksonville 11/6/05 – at Baltimore 12/4/05
 at New Orleans 9/14/03 – vs. N.Y. Jets 10/19/03

k \nnd b

i `o;t \m_n;k\nnd b

Most, Season

4,654 2009
 4,538 2020
 4,267 2008
 4,144 2010
 3,833 2015

Most, Game

504 vs. Jacksonville (OT), 11/18/12
 468 at Washington (OT), 9/19/10
 426 vs. Atlanta, 10/6/19
 408 at Green Bay, 12/7/08
 403 vs. Oakland, 10/9/11
 385 vs. Cincinnati, 10/18/09

Fewest, Season

2,225 2002
 2,237 2005
 2,655 2003
 2,778 2006
 3,176 2016

Fewest, Game

-5 at Oakland, 12/3/06
 6 vs. Indianapolis, 10/23/05
 10 at Pittsburgh, 12/8/02
 25 at Buffalo, 9/11/05
 29 at San Diego, 9/15/02

Most Allowed, Season

4,280 2010
 4,276 2019
 4,167 2018
 4,117 2021
 4,104 2020

REGULAR SEASON TEAM RECORDS



3,890	2014
Most Allowed, Game	
462	at Philadelphia, 12/23/18
446	at Seattle, 10/29/17
437	vs. Indianapolis (OT), 9/30/18
421	at Tennessee, 10/12/03
419	at Detroit (OT), 11/22/12
	vs. Indianapolis, 9/12/10
Fewest Allowed, Season	
3,035	2011
3,123	2013
3,141	2002
3,226	2016
3,336	2015
Fewest Allowed, Game	
31	at Jacksonville, 12/26/04
52	at Jacksonville, 9/16/12
83	vs. Jacksonville, 12/18/16
86	at Tennessee, 10/29/06
89	vs. Jacksonville, 12/30/18
Most, Season, Both Teams	
8,642	2020
8,424	2010
8,141	2009
8,059	2019
7,948	2018
Most, Game, Both Teams	
876	Texans 504 vs. Jacksonville 378 (OT), 11/18/12
871	Texans 468 at Washington 403 (OT), 9/19/10
813	Texans 367 at Seattle 446, 10/29/17
788	Texans 367 at Tennessee 421, 10/12/03
784	Texans 347 at Indianapolis 437 (OT), 9/30/18
771	Texans 309 at Philadelphia 462, 12/23/18
Fewest, Season, Both Teams	
5,366	2002
5,758	2005
6,222	2006
6,367	2003
6,402	2016
Fewest, Game, Both Teams	
145	Texans 114 at Jacksonville 31, 12/26/04
172	Texans 29 at San Diego 143, 9/15/02
184	Texans -5 at Oakland 189, 12/3/06
189	Texans 25 at Buffalo 164, 9/11/05
218	Texans 93 at New England 125, 12/14/06
bmj nn;t \m_ n;k\ndd b	
Most, Season	
4,843	2020
4,803	2009
4,474	2008
4,370	2010

4,183	2013
Most, Game	
527	vs. Jacksonville (OT), 11/18/12
497	at Washington (OT), 9/19/10
426	vs. Atlanta, 10/6/19
416	vs. Oakland, 10/9/11
414	vs. Green Bay, 12/7/08
Fewest, Season	
2,636	2002
2,661	2005
2,841	2003
3,032	2006
3,418	2016
Fewest, Game	
32	at Oakland, 12/3/06
33	at Pittsburgh, 12/8/02
48	vs. Indianapolis, 10/23/05
64	at Tampa Bay, 12/14/03
70	at Buffalo, 9/18/05
Most Allowed, Season	
4,499	2010
4,491	2019
4,477	2018
4,342	2021
4,325	2020
4,141	2014
Most Allowed, Game	
471	at Philadelphia, 12/23/18
464	at Indianapolis (OT), 9/30/18
452	at Seattle, 10/29/17
441	at Detroit (OT), 11/22/12
433	vs. Indianapolis, 9/12/10
Fewest Allowed, Season	
3,310	2013
3,322	2011
3,378	2002
3,424	2016
3,598	2008
Fewest Allowed, Game	
54	at Jacksonville, 12/26/04
76	at Jacksonville, 9/16/12
87	at Tennessee, 10/29/06
92	at Jacksonville, 12/18/16
97	vs. Jacksonville, 10/30/11
k\nn;\oo`hkon	
Most, Season	
633	2013
619	2015
593	2009
583	2016
574	2010

REGULAR SEASON TEAM RECORDS



Most, Game

62	vs. Baltimore (OT), 12/13/10
58	at Carolina, 9/20/15
	at Jacksonville, 12/5/13
57	at Atlanta, 10/4/15
55	vs. Jacksonville (OT), 11/18/12
54	at Tennessee Titans, 12/19/10
	at N.Y. Jets, 11/26/06

Fewest, Season

439	2003
447	2002
449	2005
467	2011
471	2004

Fewest, Game

9	vs. Indianapolis, 10/23/05
10	at Pittsburgh, 12/8/02
14	at Oakland, 12/3/06
15	at Tampa Bay, 11/13/11
	vs. Cleveland, 12/31/06

Most, Season, Opponent

619	2014
594	2018
586	2019
581	2012
553	2015
547	2010
546	2021
	2007

Most, Game, Opponent

62	at Indianapolis (OT), 9/30/18
61	at Detroit (OT), 11/22/12
58	at Pittsburgh, 12/8/02
57	vs. Indianapolis, 9/12/10
55	at Miami, 12/27/09

Fewest, Season, Opponent

469	2005
471	2008
484	2013
501	2017
502	2003

Fewest, Game, Opponent

11	at San Diego, 10/28/07
15	at San Francisco, 10/6/13
	at Tennessee, 10/29/06
16	vs. St. Louis, 10/13/13
18	at Minnesota, 11/2/08
	at Pittsburgh, 9/7/08

Most, Season

399	2009
383	2020
371	2013
367	2008
365	2010

Most, Game

43	vs. Jacksonville (OT), 11/18/12
39	at N.Y. Jets, 11/26/06
38	at Washington (OT), 9/19/10
35	at Tennessee, 12/19/10
	at Arizona, 10/11/09

Fewest, Season

235	2002
248	2003
270	2005
286	2004
288	2011

Fewest, Game

3	at Pittsburgh, 12/8/02
6	vs. Indianapolis, 10/23/05
	at San Diego, 9/15/02
7	at Oakland, 12/3/06
8	vs. Pittsburgh, 12/25/17

Most, Season, Opponent

385	2018
375	2019
363	2021
	2014
361	2007
354	2010
344	2009
	2004

Most, Game, Opponent

40	vs. Indianapolis, 9/12/10
	vs. Indianapolis (OT), 9/30/18
36	vs. Minnesota, 10/10/04
35	at Philadelphia, 12/23/18
	at Miami, 12/27/09
34	at Indianapolis, 11/8/09

Fewest, Season, Opponent

279	2011
281	2002
287	2013
294	2008
297	2003

Fewest, Game, Opponent

6	at San Francisco, 10/6/13
7	at San Diego, 10/28/07
	at Tennessee, 10/29/06

REGULAR SEASON TEAM RECORDS



8	vs. Tennessee, 12/29/02
9	at Jacksonville, 9/16/12

o j p ^ c _ j r i ; k \ n n ^ n

Most, Season

33	2020
29	2015
	2009
28	2017
27	2019
26	2018

Most, Game

6	vs. Tennessee, 11/30/14
5	vs. Atlanta, 10/6/19
	vs. Miami, 10/25/18
	vs. Kansas City, 10/8/17
	vs. Jacksonville (OT), 11/18/12
4	at Detroit, 11/26/20
	at Tennessee (OT), 10/18/20
	vs. New England, 12/1/19
	at Seattle, 10/29/17
	vs. Tennessee, 10/1/17
	at Denver, 9/23/12
	at Cincinnati, 10/18/09
	at Tennessee, 9/20/09
	vs. Tennessee, 10/21/07

Most, Season, Opponent

33	2019
	2010
32	2004
30	2020
	2017
29	2013
	2012

Most, Game, Opponent

6	vs. Green Bay, 10/14/12
5	at Indianapolis, 11/14/04
	vs. Minnesota (OT), 10/10/04
	vs. New England, 9/24/17
4	17x - last: vs. Tennessee, 1/9/22

^ j i n ^ p o d j ; b \ h ^ n ; r d o c ; \ ; k \ n n d b ; o j p ^ c _ j r i

Texans

16	at Jacksonville 11/14/10 – vs. Jacksonville 10/30/11
15	at New England 9/9/18 - at Philadelphia 12/23/18
14	vs. Baltimore 12/21/14 – at Buffalo 12/06/15
13	vs. Buffalo 1/4/20 – vs. Detroit 11/26/20
12	at Indianapolis 11/8/09 – at Oakland 10/3/10
	at Jacksonville 10/14/07 – vs. Jacksonville 12/30/07

Opponent

22	at Oakland 9/14/14 – at Miami 10/25/15
20	at Tennessee 12/3/17 - at Philadelphia 12/23/18
12	vs. Cleveland 1/2/05 – vs. St. Louis 11/27/05

a d m o ; _ j r i n

a d m o ; _ j r i n

Most, Season

360	2010
346	2019
341	2012
340	2009
	2008
335	2015

Most, Game

39	vs. Jacksonville (OT), 11/18/12
35	at Kansas City, 10/13/19
33	vs. Tennessee, 10/1/17
31	vs. Atlanta, 10/6/19
30	vs. Tampa Bay, 9/27/15
	at Indianapolis (OT), 9/30/18
29	7x; last vs. Oakland, 10/27/19

Fewest, Season

208	2002
237	2003
243	2005
266	2021
282	2006
295	2007

Fewest, Game

3	at Pittsburgh, 12/8/02
6	at Buffalo, 10/3/21
7	at Tampa Bay, 12/14/03
	at Jacksonville, 12/7/03
	at San Diego, 9/15/02
	vs. New England, 12/13/15

Most Allowed, Season

390	2020
382	2021
352	2010
348	2005
346	2019
336	2003

Most Allowed, Game

34	at Indianapolis, 9/17/06
33	at Indianapolis, 12/23/07
31	at Seattle, 10/16/05
	at Tennessee (OT), 10/18/20

REGULAR SEASON TEAM RECORDS



Fewest Allowed, Season

270	2011
272	2016
281	2015
282	2013
291	2002
292	2012

Fewest Allowed, Game

6	vs. Jacksonville, 12/30/18 at Jacksonville, 12/26/04
8	at Chicago, 11/11/12 vs. Oakland, 10/4/09
9	vs. Tennessee, 10/1/17 at Jacksonville, 9/16/12 vs. Tennessee, 11/28/10 at Buffalo, 11/1/09 vs. Jacksonville, 12/18/16

Most, Season, Both Teams

712	2010
692	2019
648	2021
642	2014
640	2009 2008
633	2012

Most, Game, Both Teams

58	Texans 30 vs. Indianapolis 28 (OT), 9/30/18 at Tennessee (OT), 10/18/20 Texans 39 vs. Jacksonville 17 (OT), 11/18/12
55	Texans 26 at Detroit 29 (OT), 11/22/12 Texans 27 vs. Indianapolis 28, 11/29/09
53	Texans 31 vs. Atlanta 22, 10/6/19 Texans 29 at Browns 24, 11/16/14

Fewest, Season, Both Teams

499	2002
573	2003
589	2013
591	2011 2005

Fewest, Game, Both Teams

21	Texans 13 at Chicago 8, 11/11/12
23	Texans 9 at Jacksonville 14, 11/27/11 Texans 10 at Indianapolis 13, 12/1/02 Texans 7 at San Diego 16, 9/15/02
24	Texans 16 vs. Oakland 8, 10/4/09 Texans 13 vs. Dallas 11, 9/8/02

Opponent, Season

Most, Season

131	2011
118	2010
114	2012
112	2019
108	2014
106	2008 2006

Most, Game

16	at Jacksonville, 9/16/12
15	vs. Indianapolis, 9/12/10
14	vs. Cleveland, 11/6/11 at Tennessee, 10/23/11 vs. Indianapolis, 12/24/06

Fewest, Season

59	2002
77	2021
83	2020
86	2017 2003
89	2005
90	2013 2015

Fewest, Game

0	at Arizona, 10/24/21
1	8X - last: at Pittsburgh, 9/27/20

Most, Season, Opponent

145	2020
135	2021
130	2003
123	2005
116	2002
115	2006
114	2008

Most, Game, Opponent

19	at Seattle, 10/16/05
18	vs. Indianapolis, 12/5/21
17	vs. Tennessee, 1/3/21
16	at Cincinnati, 11/9/03 vs. Jacksonville, 1/2/11 vs. Kansas City, 11/20/05 at Washington, 12/22/02

Fewest, Season, Opponent

73	2011
76	2018
79	2015
87	2016
88	2017 2013

REGULAR SEASON TEAM RECORDS



Fewest, Game, Opponent

0	at Indianapolis, 10/20/19
1	vs. Arizona, 11/19/17
	at New England, 9/24/17
	vs. Jacksonville, 1/3/16
	at Tennessee, 12/27/15
	vs. Baltimore, 12/21/14
	at Tennessee, 10/26/14
	vs. Tennessee, 11/28/10
	vs. Oakland, 10/4/09
	at Carolina, 9/16/07

k \ nnd b ; admo ; _ j r i n

Most, Season

231	2009
222	2020
	2010
210	2015
	2008
205	2012
203	2019

Most, Game

26	vs. Jacksonville (OT), 11/18/12
23	at Indianapolis (OT), 9/30/18
	Washington (OT), 9/19/10
21	vs. Baltimore (OT), 12/13/10
	at Cincinnati, 10/18/09
20	at Kansas City, 10/13/19
	vs. Seattle, 9/29/13
	at Tennessee, 12/19/10

Fewest, Season

119	2002
127	2003
142	2005
156	2006
162	2021
171	2014

Fewest, Game

1	at Pittsburgh, 12/8/02
	vs. Indianapolis, 9/22/02
2	at Oakland, 12/3/06
3	at Tampa Bay, 12/14/03
4	9x - last: at Buffalo, 10/3/21

Most, Season, Opponent

222	2020
220	2019
218	2021
211	2010
206	2014
200	2018

Most, Game, Opponent

23	at Indianapolis (OT), 9/30/18
21	vs. Kansas City, 10/8/17
	at Detroit (OT), 11/22/12
	at Indianapolis, 11/16/08
	at Indianapolis, 9/17/06
	vs. Minnesota (OT), 10/10/04

Fewest, Season, Opponent

155	2002
157	2016
158	2013
166	2011
167	2008
	2012

Fewest, Game, Opponent

2	at Jacksonville, 12/26/04
4	6x, last vs. Jacksonville, 12/30/18

admo ; _ j r i n ;] t ; k ` i \ got

Most, Season

47	2017
37	2018
35	2015
34	2014
31	2019

Most, Game

8	vs. Jacksonville, 9/10/17
6	vs. Cincinnati, 11/3/02
5	9x, last; vs. Oakland, 10/27/19

Fewest, Season

9	2007
12	2005
14	2011
16	2009
19	2013

Most, Season, Opponent

37	2017
	2005
36	2013
34	2014
	2009
31	2012
	2011

Most, Game, Opponent

7	at Jacksonville, 12/5/13
6	vs. Indianapolis, 10/8/15
	at Indianapolis, 12/22/11
	at Indianapolis, 11/8/09

REGULAR SEASON TEAM RECORDS



Fewest, Season, Opponent

19	2008
20	2002
21	2007
	2004

ad g ;bj \gn

ad g ;bj \gn

Most, Season

37	2018
35	2016
32	2011
31	2012
30	2014
29	2008
27	2020
	2010

Fewest, Season

17	2004
	2002
18	2003
19	2006
20	2019
	2017

Most Attempted, Season

42	2018
41	2016
38	2012
	2011
35	2014
	2013
34	2005

Fewest Attempted, Season

22	2003
24	2004
	2002
25	2019
	2017
	2006
27	2021
	2015

Most Attempted, Game

7	at Miami, 9/7/03
6	vs. Baltimore, 12/21/14
	vs. Indianapolis, 12/16/12
5	11x - last: at New York Jets, 12/15/18

Most Converted, Game

6	vs. Baltimore, 12/21/14
5	7x, last at New York Jets, 12/15/18

Consecutive Games Scoring Field Goals

19	9/22/13 - 10/5/14
17	10/23/11 - 10/21/12
15	11/1/10 - 10/9/11
10	11/13/05 - 9/17/06

Most Field Goals Made, Season, Opponent

33	2017
30	2013
	2011
28	2021
	2007
	2005
	2003

Fewest Field Goals Made, Season, Opponent

19	2014
20	2015
	2009
21	2019
	2012
	2010
22	2004

Most Field Goals Attempted, Season, Opponent

36	2011
35	2017
	2013
	2003
34	2002

Fewest Field Goals Attempted, Season, Opponent

22	2014
23	2009
24	2012
26	2019
	2018
	2015

Most Field Goals Attempted, Game, Opponent

8	vs. Tennessee, 10/21/07*
5	7x - last: at Kansas City, 10/08/17

Most Field Goals Converted, Game, opponent

8	vs. Tennessee, 10/21/07*
5	4x last; at Kansas City 10/08/17

* NFL record.

Most Field Goals Converted, Game, Both Teams

9	Texans 5 vs. Miami 4, 10/7/07
8	Texans 0 vs. Tennessee 8*, 10/21/07

* NFL record.

REGULAR SEASON TEAM RECORDS



kpi od b

kpi on

Most, Season

116	2002
97	2003
96	2015
92	2017
88	2021
	2013
	2012

Most, Game

11	at Jacksonville, 12/17/17
	at Indianapolis, 12/1/02
10	6x - last: at Tennessee, 12/2/12

Fewest, Season

53	2008
55	2020
	2007
57	2019
63	2010
67	2009
72	2016

Fewest, Game

0	vs. Kansas City, 10/13/19
1	6x; last vs. Tennessee, 1/3/21

Most Punts, Season, opponent

101	2015
98	2002
92	2012
91	2013

Most Punts, Game, Opponent

11	vs. Oakland, 11/17/13
10	at San Francisco, 1/1/06
	at San Diego, 9/15/02

Fewest Punts, Season, Opponent

55	2020
56	2019
57	2021
59	2007
63	2005
65	2006

Fewest Punts, Game, Opponent

0	vs. L.A. Chargers, 12/26/21
	at Baltimore, 11/17/19
	vs. Jacksonville, 10/14/07
	vs. Indianapolis, 10/23/05
1	10x - last: vs. New England, 10/10/21

Most Punts, Season, Both Teams

214	2002
197	2015
180	2012
179	2013
173	2017
172	2003
167	2014

Most Punts, Game, Both Teams

20	Texans 9 vs. Oakland 11, 11/17/13
	Texans 11 at Indianapolis 9, 12/1/02
	Texans 10 at San Diego 10, 9/15/02
19	Texans 10 at Jacksonville 9, 11/27/11
	Texans 10 vs. Dallas 9, 9/8/02

Fewest Punts, Season, Both Teams

106	2020
113	2019
114	2007
120	2008
130	2010
140	2005

Fewest Punts, Game, Both Teams

1	Texans 1 vs. L.A. Chargers 0, 12/26/21
2	Texans 0 at Kansas City 2, 10/13/19
	Texans 2 at Jacksonville 0, 10/14/07
3	Texans 3 at Baltimore 0, 11/17/19
	Texans 2 at Indianapolis 1, 11/16/08
	Texans 1 vs. Miami 2, 10/7/07
	Texans 2 at Indianapolis 1, 12/24/06

kpi o;t \m_n

Most Yards, Season

4,720	2002
4,533	2015
4,507	2017
4,189	2013
4,150	2012
4,108	2021
4,028	2003

Most Yards, Game

518	at Jacksonville, 12/17/17
489	at Tennessee, 12/2/12
442	vs. Oakland, 11/17/13
440	at Cincinnati, 9/14/17
436	at Jacksonville, 11/27/11
435	at Indianapolis, 12/1/02

Fewest Yards, Season

2,240	2008
2,296	2007
2,531	2020
2,559	2019

REGULAR SEASON TEAM RECORDS



2,650	2010
Fewest Yards, Game	
0	at Kansas City, 10/13/19
30	at Washington, 11/18/18
33	vs. Jacksonville, 10/11/20
35	vs. Atlanta, 10/6/19
39	at Buffalo, 11/1/09
42	vs. Tennessee, 1/3/21
Most Yards, Season, Opponent	
4,693	2015
4,176	2012
4,161	2013
3,896	2011
3,892	2002
Most Yards, Game, Opponent	
540	vs. Oakland, 11/17/13
470	at Jacksonville, 9/16/12
449	vs. Jacksonville, 12/30/18
427	at Tennessee, 12/27/15
	vs. Oakland, 10/4/09
413	vs. Buffalo, 9/28/14
Fewest Punting Yards, Season, Opponent	
2,285	2020
2,513	2021
2,528	2005
2,535	2007
2,632	2019
2,880	2004
Fewest Punting Yards, Game, Opponent	
0	at Baltimore, 11/17/19
	vs. Jacksonville, 10/14/07
	vs. Indianapolis, 10/23/05
39	vs. Pittsburgh, 9/18/05
40	vs. Cincinnati, 12/27/20
41	at Seattle, 10/16/05
Highest Punting Average, Season	
49.0	2017, 92 punts
47.6	2013, 88 punts
47.5	2016, 72 punts
47.2	2015, 96 punts
47.2	2012, 88 punts
46.7	2021, 88 punts
46.0	2020, 55 punts
Lowest Punting Average, Season	
38.8	2005, 77 punts
40.7	2002, 116 punts
41.2	2004, 73 punts
41.5	2003, 97 punts
41.6	2006, 76 punts
Highest Punting Average, Game (Minimum 4 punts)	
58.9	at Arizona, 11/10/13, 7 punts
58.5	at New England, 9/24/17, 4 punts

54.5	vs. Indianapolis, 10/9/14, 4 punts
54.2	at Denver, 9/23/12, 5 punts
53.0	vs. Seattle, 10/29/17, 5 punts
52.8	vs. Atlanta, 12/4/11, 5 punts
Highest Punting Average, Season, Opponent	
47.3	2017, 81 punts
47.0	2019, 56 punts
46.9	2011, 83 punts
46.8	2009, 76 punts
46.7	2018, 80 punts
46.5	2015, 101 punts
Lowest Punting Average, Game (Minimum 4 punts)	
30.7	at Chicago, 12/19/04, 7 punts
33.8	at Indianapolis, 11/14/04, 4 punts
34.2	at Jacksonville, 11/12/06, 5 punts
34.3	at Cleveland, 11/25/07, 4 punts
34.7	vs. Jacksonville, 11/17/02, 6 punts
Highest Punting Average, Game, Opponent (Minimum 4 punts)	
56.8	at Oakland, 12/3/06, 4 punts
	at Dallas, 10/15/06, 4 punts
53.9	at Carolina, 9/20/15, 7 punts
53.4	vs. Oakland, 10/4/09, 8 punts
52.8	at San Diego, 10/28/07, 5 punts
Lowest Punting Average, Season, Opponent	
39.7	2002, 98 punts
40.1	2005, 63 punts
41.7	2004, 69 punts
	2003, 75 punts
43	2007, 59 punts
Lowest Punting Average, Game, Opponent (Minimum 4 punts)	
25.7	at Washington, 12/22/02, 7 punts
31.2	at San Francisco, 1/1/06, 10 punts
31.3	vs. New England, 11/23/03, 4 punts
33	vs. Cleveland, 10/30/05, 4 punts
34	at Cleveland, 11/25/07, 5 punts

kpi o;m`opmi n

kpi o;m`opmi ;oj p^c_j r i n

Most Touchdowns, Punt Returns		
2	2008	Jacoby Jones 73 yards vs. Cincinnati, 10/26/08; Jacoby Jones 70 vs. Miami, 10/12/08
1	2013	Keshawn Martin 87 vs. Oakland, 11/17/13
	2011	Jacoby Jones 79 vs. Indianapolis, 9/11/11
	2002	Avion Black 76 vs. Baltimore, 12/15/02
	2016	Will Fuller V 67 vs. Tennessee, 10/2/16
Most Touchdowns, Punt Returns, Opponent		
1	2017	Tyreek Hill 82 yards vs. Kansas City, 10/8/17
	2016	Marcus Sherels 79 yards at Minnesota, 10/9/16
	2013	Tandon Doss 76 at Baltimore, 9/22/13

REGULAR SEASON TEAM RECORDS



2012	Marcus Thigpen 72 vs. Miami, 9/9/12
2008	Johnnie Lee Higgins 80 at Oakland, 12/21/08
2006	Adam Jones 53 at Tennessee, 10/29/06
2005	Adam Jones 52 at Tennessee, 12/11/05
2003	Dante Hall 73 vs. Kansas City, 9/21/03

kpi o;m`opmi n

Most, Season

53	2002
52	2015
51	2011
45	2009
42	2013

Most, Game

7	vs. Oakland, 11/17/13 at Jacksonville, 11/27/11 vs. Oakland, 10/4/09 at Baltimore, 12/4/05
6	vs. Jacksonville, 12/30/18 at Carolina, 9/20/15 at Jacksonville, 9/16/12

Fewest, Season

20	2020
22	2019
23	2006
26	2021
30	2005
32	2008

Most Returns, Season, Opponent

60	2015
58	2002
49	2017
48	2016
	2012

Most Returns, Game, Opponent

7	2x last; vs. Cincinnati 12/24/16
6	12x - last, at Denver, 11/4/18

Fewest Punt Returns, Season, Opponent

19	2007
20	2020
21	2008
24	2019
	2009
29	2010
30	2004

kpi o;m`opmi ;t \m_n

Most Yards, Season

529	2011
512	2002
449	2009

414	2012
386	2008

Most Yards, Game

125	vs. Oakland, 11/17/13
100	at Arizona, 10/11/09
92	vs. Baltimore, 12/15/02
91	at Jacksonville, 11/27/11 vs. Indianapolis, 9/11/11

Fewest Yards, Season

158	2020
188	2021
208	2014
214	2019
223	2005
235	2010

Fewest Yards, Game

-12	vs. Detroit, 10/19/08
-6	at Denver, 11/7/04
-4	at Tennessee, 12/2/07
-3	2x last; at Indianapolis, 12/31/17

Most Punt Return Yards, Season, Opponent

612	2015
608	2017
530	2013
483	2012
477	2016

Most Punt Return Yards, Game, Opponent

100	at Minnesota, 10/09/16
98	vs. Cincinnati, 9/14/17
93	at Baltimore, 9/22/13
83	vs. Kansas City, 10/08/17
82	vs. Pittsburgh, 12/25/17

Fewest Punt Return Yards, Season, Opponent

82	2019
104	2009
128	2020
151	2007
219	2005
233	2010

Fewest Punt Return Yards, Game, Opponent

-4	vs. Oakland, 10/4/09
-3	at Pittsburgh, 9/7/08
-2	at San Diego, 9/15/02
-1	at Los Angeles Chargers, 9/22/19 at Indianapolis, 12/1/02

kpi o;m`opmi ;\q`m\l b`

Highest Average, Season

12.1	2008
10.9	2016
10.89	2012
10.52	2006

REGULAR SEASON TEAM RECORDS



10.37	2011
9.98	2009
Highest Average, Game (Minimum 4 returns)	
21.75	vs. Miami, 10/12/08
20	at Arizona, 10/11/09
18.25	at Buffalo, 11/1/09
17.86	vs. Oakland, 11/17/13
16.75	at Tennessee, 12/2/12
Lowest Average, Season	
6.12	2014
6.65	2010
6.71	2003
7.23	2021
7.25	2015
7.43	2005
7.9	2020
Lowest Average, Game (Minimum 4 returns)	
0.8	vs. San Francisco, 12/10/17
1.8	vs. Tennessee (OT), 9/15/13
2.25	vs. Baltimore, 10/21/12
2.5	at Tampa Bay, 11/13/11
3.0	2x; vs. Kansas City, 9/18/16
Highest punt return Average, Season, opponent	
12.41	2017
12.38	2014
12.32	2013
11.19	2008
10.2	2015
Highest punt return Average, Game, Opponent (Minimum 4 returns)	
19.8	vs. Kansas City, 10/8/17
17.25	at Jacksonville, 10/27/02
16.8	at Indianapolis, 12/20/15
16.4	vs. Pittsburgh, 12/25/17
16.3	at Cincinnati, 9/14/2017
16	vs. Indianapolis, 9/22/02
Lowest Punt Return Average, Season, Opponent	
3.4	2019
4.33	2009
5.66	2002
6.64	2005
6.7	2020
Lowest Punt Return Average, Game, Opponent (Minimum 4 returns)	
-0.3	at San Diego, 9/15/02
-0.2	at Indianapolis, 12/1/02
1	at Jacksonville, 11/27/11
1.4	vs. Dallas, 9/8/02
2.1	vs. Cincinnati, 12/24/16

f d'f j aa;m` opmi n

f d'f j aa;m` opmi ;oj p^c_j r i n

Most Touchdowns, Kickoff Returns, Season

4	2007
2	2005
1	2021
	2009

Most Touchdowns, Kickoff Returns, Game

2	André Davis 104 and 97 yards vs. Jacksonville, 12/30/2007
1	Tremon Smith 98 at Jacksonville, 12/19/21
	Jacoby Jones 95 vs. Oakland, 10/4/09
	André Davis 97 vs. Tampa Bay, 12/9/07
	Jerome Mathis 84 vs. Indianapolis, 9/23/07
	Jerome Mathis 99 vs. Kansas City, 10/23/05
	Jerome Mathis 89 vs. Indianapolis, 10/23/05

Most Touchdowns, Kickoff Returns, Season, Opponent

2	2012
1	2016
	2010
	2006
	2004
	2002

Most Touchdowns, Kickoff Returns, Game, Opponent

1	Marqise Lee 100 yards vs. Jacksonville, 12/18/16
	Deji Karim 101 yards at Indianapolis, 12/30/12
	Joe McKnight 100 at N.Y. Jets, 10/8/12
	David Reed 103 vs. Baltimore (OT), 12/13/10
	Ellis Hobbs 93 at New England, 12/17/06
	Eddie Drummond 99 at Detroit, 9/19/04
	André Davis 95 at Cleveland, 10/20/02

f d'f j aa;m` opmi n

Most, Season

84	2005
80	2003
77	2002
74	2007
72	2008

Most, Game

8	4x - last: at Indianapolis, 11/16/08
7	20x - last: at N.Y. Jets, 11/21/10

Fewest, Season

14	2019
18	2015
20	2018
	2014
27	2017
29	2011
36	2020

REGULAR SEASON TEAM RECORDS



Most Returns, Season, Opponent

73	2008
72	2010
71	2009
69	2007
62	2012

Most Returns, Game, Opponent

7	7x - last: vs. Baltimore, 10/21/12
---	------------------------------------

Fewest Returns, Season, Opponent

27	2017
32	2021
33	2018
34	2020
39	2019
	2013
40	2015

f d'f j aa;m`opmi ;t \m_n

Most Yards, Season

2,173	2005
1,961	2007
1,700	2003
1,609	2006
1,550	2008

Most Yards, Game

278	vs. Kansas City, 11/20/05
266	vs. Indianapolis, 10/23/05
234	vs. Jacksonville, 12/30/07
233	vs. Indianapolis, 9/23/07
207	at Indianapolis, 11/16/08

Fewest Yards, Season

308	2019
422	2014
430	2015
487	2018
558	2017
722	2020

Most Return Yards, Season, Opponent

1,741	2010
1,630	2008
1,597	2009
1,595	2012
1,593	2007

Most Return Yards, Game, Opponent

233	vs. Baltimore (OT), 12/13/10
201	vs. Baltimore, 10/21/12
199	vs. Oakland, 10/3/04
191	vs. Miami, 10/7/07
189	at Buffalo, 11/1/09

Fewest Return Yards, Season, Opponent

547	2017
653	2021
682	2018
705	2020
725	2019
977	2015

f d'f j aa;m`opmi ;\q`m\b`

Highest Average, Season

26.5	2007
25.9	2005
25.2	2011
24.7	2013
24.4	2018

Highest Average, Game (Minimum 4 returns)

46.8	vs. Jacksonville, 12/30/07
38.0	vs. Indianapolis, 10/23/05
35.4	vs. Cleveland, 10/30/05
34.8	vs. Kansas City, 11/20/05
33.3	vs. Indianapolis, 9/23/07

Lowest Average, Season

18.6	2016
19.8	2010
19.9	2002
20.1	2020
20.7	2017
21.0	2004

Lowest Average, Game (Minimum 4 returns)

11.8	at Cincinnati, 12/11/11
12.7	at N.Y. Jets, 11/21/11
13.3	vs. Jacksonville, 12/24/05
13.5	at Detroit, 9/19/04
13.7	at Jacksonville, 10/14/07

Highest Return Average, Season, Opponent

26.0	2014
25.7	2013
	2012
24.4	2015
24.2	2010

Highest Return Average, Game, Opponent (Minimum 4 returns)

42.5	at Indianapolis, 12/30/12
42.0	at Cleveland, 10/20/02
39.3	at Detroit, 9/19/04
38.8	vs. Baltimore (OT), 12/13/10
36.3	vs. Tennessee, 10/9/05

Lowest Return Average, Season, Opponent

18.6	2019
20.3	2017
20.4	2021
20.7	2020
	2018

REGULAR SEASON TEAM RECORDS



21.68	2005
21.71	2003
22.23	2002
22.33	2008
22.39	2011
Lowest Return Average, Game, Opponent (Minimum 4 returns)	
13.0	vs. Buffalo, 11/4/12
14.3	at Jacksonville, 10/30/11
14.8	at Tampa Bay, 12/21/19
15.0	vs. Green Bay, 11/21/04
15.8	vs. Dallas, 9/8/02
16.0	vs. Atlanta, 10/6/19
	at Green Bay, 12/7/08

aph] g`n

aph] g`n

Most Fumbles, Season	
34	2002
30	2005
28	2008
	2006
26	2007
25	2017
Most Fumbles, Game	
6	at Green Bay, 12/7/08
5	vs. Atlanta, 10/6/19
	at Baltimore, 12/4/05
	at Jacksonville, 11/6/05
4	12x - last: vs. Cincinnati, 12/27/20
Most Fumbles, Season, Opponent	
27	2009
26	2018
25	2021
24	2014
	2007
	2005
23	2012
	2002
Most Fumbles, Game, Opponent	
5	at Chicago, 12/19/04
4	8x - last: at Tennessee, 11/21/21

aph] g`n;gj no

Most Fumbles Lost, Season	
17	2007
14	2002
12	2008
	2006
11	2020, 2017, 2011, 2009, 2008, 2006, 2005, 2004

Most Fumbles Lost, Game	
3	at Atlanta, 10/4/15
	at Cincinnati, 12/11/11
	at Green Bay, 12/7/08
	vs. Tennessee, 10/21/07
	at Tennessee, 10/29/06
	vs. Jacksonville, 9/10/17

Most Fumbles Lost, Season, Opponent	
14	2018
	2014
	2012
	2007
13	2009
11	2015
	2006
	2002

Most Fumbles Lost, Game, Opponent	
3	at Miami, 11/7/21
	vs. Carolina, 9/29/19
	vs. Kansas City, 9/18/16
	at Tennessee, 12/27/15
	at Tennessee, 12/2/12
	vs. Oakland, 10/4/09
	at Jacksonville, 10/14/07
	at Oakland, 12/3/06
	at Pittsburgh, 12/8/02

aph] g`m`^j q`nt ;oj p`c_j r i n

Most Touchdowns, Fumble Recovery, Season	
3	2007
	2004
2	2017
	2009
	2006

Most Touchdowns, Fumble Recovery, Game	
1	Jadeveon Clowney 0 at Indianapolis (OT), 9/30/18
	Lamarr Houston 24 vs. Indianapolis, 11/5/17
	Jadeveon Clowney 22 at New England, 9/24/17
	Quintin Demps 33 at Tennessee, 12/27/15
	J.J. Watt 45 vs. Indianapolis, 10/9/14
	Wade Smith 0 (own) at Baltimore, 10/16/11
	Bernard Pollard 0 vs. New England, 1/3/10
	Dominique Barber 48 (own) vs. N.Y. Jets, 9/13/09
	DeMeco Ryans 26 vs. Tennessee, 10/21/07
	Kevin Walter 0 at Carolina, 9/16/07
	Mario Williams 38 vs. Kansas City, 9/9/07
	Anthony Maddox 47 vs. Cleveland, 12/31/06
	Demarcus Faggins 58 at Oakland, 12/3/06
	Antwan Peek 66 at Jacksonville, 12/26/04
	Charlie Anderson 60 at Chicago, 12/19/04
	Jamie Sharper 16 vs. Oakland, 10/3/04

REGULAR SEASON TEAM RECORDS



Kenny Wright 40 at Pittsburgh, 12/8/02

Most Touchdowns, Fumble Recovery, Season, Opponent

2	2015
	2013
	2007
	2006

Most Touchdowns, Fumble Recovery, Game, Opponent

2	at Atlanta, 10/4/15
---	---------------------

Interceptions

Interceptions

Most Interceptions Thrown, Season

22	2013
21	2007
20	2008
18	2003
17	2017
	2009

Most Interceptions Thrown, Game

4	at Buffalo, 10/3/21
	vs. Baltimore, 11/9/08
	at San Diego, 10/28/07
	vs. New England, 12/17/06

Fewest Interceptions Thrown, Season

7	2020
9	2018
	2011
12	2015
	2010

Most Interceptions Thrown, Season, Opponent

22	2004
20	2014
17	2021
	2011
15	2018
	2012

Most Interceptions Thrown, Game, Opponent

4	at Tennessee, 11/21/21
	at Tampa Bay, 12/21/19
	at Tennessee, 10/01/17
	at Jacksonville, 11/12/06
	at Tennessee, 10/17/04

Fewest Interceptions Thrown, Season, Opponent

3	2020
7	2013
	2005
10	2002

Interceptions

Most Interception Return Yards, Season

483	2014
393	2004
333	2012
302	2019
295	2021
252	2018
212	2009
205	2003

Most Interception Return Yards, Game

135	at Pittsburgh, 12/8/02
129	at Tennessee, 11/21/21
118	vs. Tennessee, 9/30/12
109	at Washington, 11/18/18
102	at Kansas City, 9/26/04
100	vs. Tennessee, 11/30/14
95	vs. Tennessee, 12/21/03

Most Interception Return Yards, Season, Opponent

400	2017
357	2013
294	2009
277	2002
267	2007
225	2005

Most Interception Return Yards, Game, Opponent

106	vs. Cincinnati, 11/3/02
103	vs. St. Louis, 10/13/13
99	at Tennessee, 9/21/08
98	at Seattle, 10/29/17
96	at San Diego, 10/28/07

Interceptions Returned for a Touchdown

Most Interceptions Returned for a Touchdown, Season

4	2014
3	2018
	2012
2	2019
	2017
	2015
	2004
	2002

Most Interceptions Returned for a Touchdown, Game

2	vs. Tennessee, 9/30/12
	at Pittsburgh, 12/8/02

Most Interceptions Returned for a Touchdown, Season, Opponent

5	2013
3	2009
	2005
	2003

REGULAR SEASON TEAM RECORDS



2	2017
	2010

Most Interceptions Returned for a Touchdown, Game, Opponent

1	24x - last: at Seattle, 10/29/17
---	----------------------------------

o j o \ g ; o p m i j q ` n n

o \ f ` \ r \ t n

Most Takeaways, Season

34	2014 (20 int., 14 fum. recoveries)
30	2004 (22 int., 8 fum. recoveries)
29	2018 (15 int., 14 fum. recoveries)
	2012 (15 int., 14 fum. recoveries)
27	2011 (17 int., 10 fum. recoveries)
	2009 (14 int., 13 fum. recoveries)

Fewest Takeaways, Season

11	2013 (7 int., 4 fum. recoveries)
14	2020 (3 int., 11 fum. recoveries)
16	2017 (11 int. 5 fum. recoveries)
	2005 (7 int., 9 fum. recoveries)
18	2010 (13 int., 5 fum. recoveries)
21	2002 (10 int., 11 fum. recoveries)

Most Takeaways, Game

6	at Tennessee, 12/2/12 (3 int., 3 fum. recoveries)
5	at Tennessee, 11/21/21 (4 int., 1 fum. recovery)
	at Miami, 11/7/21 (3 int., 2 fum. recovery)
	at Tampa Bay, 12/21/19 (4 int., 1 fum. recovery)
	vs. Tennessee, 10/1/17 (4 int., 1 fum. recovery)
	at Cleveland, 11/23/08 (3 int., 2 fum. recoveries)
	at Oakland, 12/3/06 (2 int., 3 fum. recoveries)
	vs. Oakland, 10/3/04 (3 int., 2 fum. recoveries)
	vs. Jacksonville, 9/28/03 (3 int., 2 fum. recoveries)
	at Pittsburgh, 12/8/02 (2 int., 3 fum. recoveries)

b d q ` \ r \ t n

Most Giveaways, Season

38	2007 (21 int., 17 fum.)
32	2008 (20 int., 12 fum.)
31	2013 (22 int., 9 fum.)
29	2002 (15 int., 14 fum.)
28	2017 (17 int., 11 fum.)
	2009 (17 int., 11 fum.)

Fewest Giveaways, Season

16	2018 (9 int., 7 fum.)
17	2012 (13 int., 4 fum.)
18	2020 (7 int., 11 fum.)
	2010 (12 int., 6 fum.)
20	2015 (12 int., 8 fum.)
	2011 (9 int., 11 fum.)
22	2021 (15 int., 7 fum.)

2019 (14 int., 8 fum.)

2014 (13 int., 9 fum.)

Most Giveaways, Game

6	vs. Tennessee, 10/21/07 (3 int., 3 fum.)
5	at Buffalo, 10/3/21 (4 int., 1 fum.)
	at San Diego, 10/28/07 (4 int., 1 fum.)
	at Tennessee (OT), 10/29/06 (2 int., 3 fum.)
	at Buffalo, 9/11/05 (3 int., 2 fum.)
4	x17 - last: at Miami, 11/7/21 (3 int., 2 fum.)

n \ a ` o d n

n \ a ` o d n

Season

3	2002
2	2009
1	2021
	2017
	2016
	2014
	2013
	2012

Season, Opponent

2	2020
	2003
	2002

Game

1	at Arizona, 10/24/21
	vs. Cleveland, 10/15/17
	vs. Jacksonville, 12/18/16
	vs. Jacksonville, 12/28/14
	vs. Tennessee, 9/15/13
	vs. Baltimore, 10/21/12
	at Jacksonville, 12/6/09
	vs. Oakland, 10/4/09
	vs. Baltimore, 12/15/02
	vs. N.Y. Giants, 11/24/02
	vs. Dallas, 9/8/02

Game, Opponent

2	at Buffalo, 11/16/03
1	11x - last: at Chicago, 12/13/20

k ` i \ g o d n

k ` i \ g o d n

Most Penalties, Season

136	2002
124	2017
121	2003

REGULAR SEASON TEAM RECORDS



114	2021
112	2013
111	2019
108	2012
107	2015
106	2005
	2004

Most Penalties, Game

14	at Jacksonville, 12/17/17
	at Indianapolis, 12/15/13
	at Jacksonville, 12/5/13
	at Baltimore, 9/22/13
	at Indianapolis, 12/1/02
13	vs. Indianapolis, 10/8/15
	at Indianapolis, 11/8/09
	at Seattle, 10/16/05

Fewest Penalties, Season

80	2020
	2008
82	2007
87	2017
90	2010
	2006
94	2014

Fewest Penalties, Game

1	vs. Tennessee, 9/30/12
	vs. Oakland, 10/4/09
	at Oakland, 12/21/08
	vs. Miami, 10/12/08
	vs. Indianapolis, 10/5/08
	at Pittsburgh, 12/8/02

Most Penalties, Season, Opponent

123	2004
122	2017
117	2018
116	2015
114	2016
109	2019

Most Penalties, Game, Opponent

14	at Cincinnati, 10/2/05
13	vs. Oakland, 10/3/04
	vs. Buffalo, 10/13/02
12	4x, last; vs. Buffalo 10/14/18

Fewest Penalties, Season, Opponent

81	2008
	2007
88	2011
89	2021
90	2012
92	2009

Fewest Penalties, Game, Opponent

0	vs. New England, 12/1/13
1	at Kansas City, 9/10/20
	at N.Y. Jets, 11/26/06
	vs. Cleveland, 10/30/05

Most Penalties, Season, Both Teams

246	2017
238	2002
229	2004
223	2015
222	2018
220	2019

Most Penalties, Game, Both Teams

24	Texans 14 at Baltimore 10, 9/22/13
	Texans 11 vs. Buffalo 13, 10/13/02
23	Texans 9 at Cincinnati 14, 10/2/05
	Texans 14 at Indianapolis, 12/1/02

Fewest Penalties, Season, Both Teams

156	2020
161	2008
163	2007
186	2006
187	2011
	2009

Fewest Penalties, Game, Both Teams

2	Texans 2 vs. New England 0, 12/1/13
3	Texans 1 at Oakland 2, 12/21/08
4	Texans 2 at Jacksonville 2, 9/28/08
5	Texans 1 vs. Miami 4, 10/12/08
6	8x - last: Texans 4 vs. Indianapolis 2, 10/17/21

k`i \got ;t \m_ n

Most Yards Penalized, Season

1,138	2013
1,050	2017
1,011	2002
978	2021
961	2003
928	2004
910	2015

Most Yards Penalized, Game

177	at Jacksonville, 12/5/13
129	vs. Indianapolis, 11/29/09
127	at Jacksonville, 12/17/17
	vs. Tennessee, 12/14/08
125	vs. Indianapolis, 10/8/15
124	vs. Indianapolis, 12/11/16
114	at Indianapolis, 12/15/13

Fewest Yards Penalized, Season

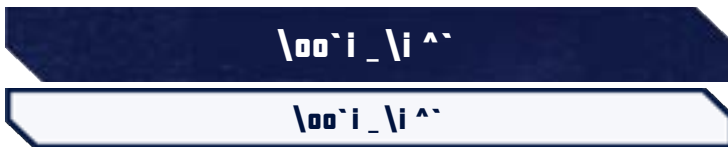
619	2020
636	2007
664	2008

REGULAR SEASON TEAM RECORDS



690	2010
761	2006
Fewest Yards Penalized, Game	
3	vs. Tennessee, 9/30/12
5	vs. Oakland, 10/4/09
	vs. Miami, 10/12/08
	vs. Indianapolis, 10/5/08
10	at Tennessee, 9/21/08
Most Yards Penalized, Season, Opponent	
1,128	2017
991	2015
979	2004
955	2002
945	2018
863	2012
Most Yards Penalized, Game, Opponent	
128	vs. Buffalo, 10/13/02
126	vs. Washington, 9/24/06
120	at Seattle, 10/29/17
117	2x - last: at Cincinnati, 10/2/05
111	at San Francisco, 1/2/22
105	at Philadelphia, 12/28/18
104	vs. Buffalo, 10/14/18
Fewest Yards Penalized, Season, Opponent	
614	2007
659	2008
678	2020
686	2011
728	2009
767	2003
Fewest Yards Penalized, Game, Opponent	
0	vs. New England, 12/1/13
5	at Kansas City, 9/10/20
	at N.Y. Jets, 11/26/06
	vs. Cleveland, 10/30/05
9	vs. N.Y. Jets, 10/19/03
10	vs. Chicago, 12/28/08
	at New England, 12/17/06
Most Yards Penalized, Season, Both Teams	
2,178	2017
1,966	2002
1,947	2013
1,907	2004
1,901	2015
1,817	2016
Most Yards Penalized, Game, Both Teams	
234	Texans 177 at Jacksonville 57, 12/5/13
217	Texans 93 at Seattle 120, 10/29/17
207	Texans 90 at Cincinnati 117, 10/2/05
203	Texans 75 vs. Buffalo 128, 10/13/02
200	Texans 113 at Baltimore 87, 9/22/13

197 Texans 80 vs. Dallas 117, 9/8/02



TOP 10 HOME ATTENDANCE

Attendance	Date	Opponent	Result
72,025	12/1/2019	New England	W, 28-22
72,008	10/7/2018	Dallas	W, 19-16,(OT)
71,993	9/11/2016	Chicago	W, 23-14
71,908	12/13/2015	New England	L, 27-6
71,899	1/3/2016	Jacksonville	W, 30-6
71,897	11/27/2016	San Diego	L, 21-13
71,893	10/27/2019	Oakland	W, 27-24
71,891	10/16/2016	Indianapolis	W, 26-23,(OT)
71,890	9/18/2016	Kansas City	W, 19-12
71,882	10/30/2016	Detroit	W, 20-13

TOP 10 ROAD ATTENDANCE

Attendance	Date	Opponent	Result
91,159	10/5/2014	Dallas	L, 20-17, (OT)
88,240	9/19/2010	Washington	W, 30-27
84,771	11/3/19	Jacksonville	W, 26-3
79,088	10/8/2012	N.Y. Jets	W, 23-17
78,843	11/21/2010	N.Y. Jets	L, 30-27
78,485	11/5/2006	N.Y. Giants	L, 14-10
77,982	12/15/2018	N.Y. Jets	W, 29-22
77,875	12/5/2004	N.Y. Jets	L, 29-7
77,867	12/4/2016	Green Bay	L, 21-13
77,462	9/21/2014	N.Y. Giants	L, 30-17

OVERALL HOME ATTENDANCE

Year	Games	Total	Average
2002	8	559,322	69,915
2003	8	563,748	70,468
2004	8	565,192	70,649
2005	8	562,397	70,300
2006	8	561,469	70,184
2007	8	564,159	70,520
2008	8	563,364	70,421
2009	8	564,864	70,608
2010	8	568,643	71,081
2011	8	571,969	71,496
2012	8	573,321	71,665
2013	8	573,271	71,659
2014	8	574,132	71,767
2015	8	574,159	71,769
2016	8	574,947	71,868
2017	8	574,197	71,774
2018	8	574,439	71,805
2019	8	574,499	71,812
2020	8	86,800	10,850
2021	9	601,350	66,811

REGULAR SEASON TEAM RECORDS



OVERALL ROAD ATTENDANCE

Year	Games	Total	Average
2002	8	502,400	62,800
2003	8	497,942	62,242
2004	8	544,857	68,107
2005	8	532,541	66,568
2006	8	524,974	65,622
2007	8	515,869	64,483
2008	8	512,254	64,032
2009	8	484,976	60,622
2010	8	539,982	67,498
2011	8	487,733	60,967

2012	8	540,654	67,582
2013	8	530,412	66,302
2014	8	541,851	67,732
2015	8	524,655	65,581
2016	8	480,790	60,099
2017	8	506,250	63,281
2018	8	538,041	67,255
2019	8	501,491	62,686
2020	8	52,342	7,791
2021	8	513,253	64,156

POSTSEASON INDIVIDUAL RECORDS



oj o\g;j aa`i n`

t \m_n;anj h;n^ndh h\b` ;Cnpncd b&m`^` djd bD

Career	
663	Arian Foster, 2009-15
446	DeAndre Hopkins, 2015-19
358	Andre Johnson, 2003-14
243	Lamar Miller, 2016-19
227	Owen Daniels, 2006-13
Season	
336	Arian Foster, 2011
327	Arian Foster, 2012
208	DeAndre Hopkins, 2019
201	Andre Johnson, 2011
Game	
182	Arian Foster vs. Cincinnati, 1/7/12 (WC)
174	Arian Foster vs. Cincinnati, 1/5/13 (WC)
154	Arian Foster at Baltimore, 1/15/12 (Div)
153	Arian Foster at New England, 1/13/13 (Div)
118	DeAndre Hopkins at Kansas City, 1/12/19 (Div)
111	Andre Johnson at Baltimore, 1/15/12 (Div)
Game, Opponent	
154	Marlon Mack vs. Indianapolis Colts, 1/5/19 (WC)
149	Julian Edelman at New England, 1/14/17 (Div)
134	Travis Kelce at Kansas City, 1/12/20 (Div) Devin Singletary vs. Buffalo, 1/5/20 (WC)
131	Wes Welker at New England, 1/13/13 (Div)
128	Travis Kelce vs. Kansas City, 1/9/16 (WC)

134	Travis Kelce at Kansas City, 1/12/20 (Div) Devin Singletary vs. Buffalo, 1/4/20 (WC)
-----	---

^j h] d ` _ ;\oo`hkon

Career	
128	Arian Foster, 2009-15
67	Lamar Miller, 2016-19
37	DeAndre Hopkins, 2015-19
33	Carlos Hyde, 2019
28	Deshaun Watson, 2017-19
25	Andre Johnson, 2003-14
24	Alfred Blue, 2015-18
Season	
69	Arian Foster, 2012
59	Arian Foster, 2011
54	Lamar Miller, 2016
33	Carlos Hyde, 2019
20	Deshaun Watson, 2019
Game	
40	Arian Foster vs. Cincinnati, 1/5/13 (WC)
32	Arian Foster at Baltimore, 1/15/12 (Div)
31	Lamar Miller vs. Oakland, 1/7/17 (WC)
Game, Opponent	
26	Marlon Mack vs. Indianapolis Colts, 1/7/19 (WC)
25	Ray Rice at Baltimore, 1/15/12 (Div)
19	Devin Singletary vs. Buffalo, 1/4/20 (WC)
16	Spencer Ware vs. Kansas City 1/9/16 (WC) Stevan Ridley at New England, 1/13/13 (Div)

mpncd b

mpncd b;\oo`hkon

Career	
663	Arian Foster, 2009-15
446	DeAndre Hopkins, 2015-19
396	Danieal Manning, 2011-12
358	Andre Johnson, 2003-14
Season	
336	Arian Foster, 2011
327	Arian Foster, 2012
263	Danieal Manning, 2012
Game	
216	Danieal Manning at New England, 1/13/13 (Div)
182	Arian Foster vs. Cincinnati, 1/7/12 (WC)
174	Arian Foster vs. Cincinnati, 1/5/13 (WC)
154	Arian Foster at Baltimore, 1/15/12 (Div)
153	Arian Foster at New England, 1/13/13 (Div)
Game, Opponent	
188	Dion Lewis at New England, 1/14/17 (Div)
175	Julian Edelman at New England, 1/14/17 (Div)
162	Mecole Hardman at Kansas City, 1/12/20 (Div)
154	Marlon Mack vs. Indianapolis Colts, 1/5/19 (WC)

Career	
105	Arian Foster, 2009-15
55	Lamar Miller, 2016-19
Season	
54	Arian Foster, 2012
51	Arian Foster, 2011
Game	
32	Arian Foster vs. Cincinnati, 1/5/13 (WC)
31	Lamar Miller vs. Oakland, 1/7/17 (WC)
27	Arian Foster at Baltimore, 1/15/12 (Div)
Game, Opponent	
24	Marlon Mack vs. Indianapolis Colts, 1/5/19 (WC)
21	Ray Rice at Baltimore, 1/15/12 (Div)
16	Spencer Ware vs. Kansas City, 1/9/16 (WC)

POSTSEASON INDIVIDUAL RECORDS



mpncd b;t\m_n;b\d`_`

Career

515	Arian Foster, 2009-15
168	Deshaun Watson, 2017-19
165	Lamar Miller, 2016-19
113	Alfred Blue, 2015-18

Season

285	Arian Foster, 2011
230	Arian Foster, 2012

Game

153	Arian Foster vs. Cincinnati, 1/7/12 (WC)
140	Arian Foster vs. Cincinnati, 1/5/13 (WC)
132	Arian Foster at Baltimore, 1/15/12 (Div)

Game, Opponent

148	Marlon Mack vs. Indianapolis, 1/5/19 (WC)
92	Josh Allen vs. Buffalo, 1/4/20 (WC)
82	Stevan Ridley at New England, 1/13/13 (Div)
67	Spencer Ware vs. Kansas City, 1/9/16 (WC)
63	BenJarvus Green-Ellis vs. Cincinnati, 1/5/13 (WC)

Games, 100 or More Yards Rushing

3	Arian Foster, 2009-15
---	-----------------------

Consecutive Games, 100 or More Yards

3	Arian Foster, 1/7/12 - 1/5/13
---	-------------------------------

Longest Run From Scrimmage

49	Alfred Blue vs. Kansas City, 1/9/16(WC)
42t	Arian Foster vs. Cincinnati, 1/7/12 (WC)

Longest Run From Scrimmage, Opponent

42	Josh Allen vs. Buffalo, 1/4/20 (WC)
29	Marlon Mack vs. Indianapolis, 1/5/19 (WC)
	BenJarvus Green-Ellis vs. Cincinnati, 1/5/13 (WC)
26	Damien Williams at Kansas City, 1/12/20 (Div)
	Marlon Mack vs. Indianapolis, 1/5/19 (WC)

mpncd b;\q`m\b` ;b\d

Career (50 attempts)

4.9	Arian Foster, 2009-15 (105-515)
3.0	Lamar Miller, 2016-19 (55-165)

Season (25 attempts)

5.6	Arian Foster, 2011 (51-285)
4.3	Arian Foster, 2012 (54-230)

Game (10 attempts)

6.4	Arian Foster vs. Cincinnati, 1/7/12 (WC) (24-153)
5.8	Alfred Blue vs. Kansas City, 1/9/16 (WC) (17-99)

Game, Opponent (10 attempts)

6.2	Marlon Mack vs. Indianapolis, 1/5/19 (WC) (24-148)
5.7	BenJarvus Green-Ellis vs. Cincinnati, 1/5/13 (WC) (11-63)
5.5	Stevan Ridley at New England, 1/13/13 (15-82)

mpncd b;oj p^c_j r i n

Career

5	Arian Foster, 2009-15
---	-----------------------

Season

3	Arian Foster, 2011
---	--------------------

Game

2	Arian Foster vs. Cincinnati, 1/7/12 (WC)
---	--

Game, Opponent

2	Damien Williams at Kansas City, 1/12/20 (Div)
1	7x - last: by Marlon Mack vs. Indianapolis, 1/5/19 (WC)

k\ncd b

k\nc`ncm\od b

Career (50 attempts)

91.0	Deshaun Watson, 2017-19
87.5	Matt Schaub, 2007-13
63.9	Brock Osweiler, 2016

Season (25 attempts)

104.6	Deshaun Watson, 2019
87.5	Matt Schaub, 2012
69.7	Deshaun Watson, 2018
63.9	Brock Osweiler, 2016

Season, Rookie (25 Attempts)

53.8	T.J. Yates, 2011
------	------------------

Game (20 attempts)

121.2	Deshaun Watson vs. Buffalo, 1/4/20 (WC)
97.7	T.J. Yates vs. Cincinnati, 1/7/12 (WC)
95.7	Deshaun Watson at Kansas City, 1/12/20 (Div)
90.6	Matt Schaub at New England, 1/13/13 (Div)
90.1	Brock Osweiler vs. Oakland, 1/7/17 (WC)

Game, Opponent (20 attempts)

134.6	Patrick Mahomes at Kansas City, 1/12/20 (Div)
115.0	Tom Brady at New England, 1/13/13 (Div)
98.7	Alex Smith vs. Kansas City, 1/9/16 (WC)

k\ncd b;\oo`hkon

Career

126	Deshaun Watson, 2017-19
89	Matt Schaub, 2007-13
65	Brock Osweiler, 2016

Season

89	Matt Schaub, 2012
77	Deshaun Watson, 2019
65	Brock Osweiler, 2016
55	T. J. Yates, 2011

Season, Rookie

55	T.J. Yates, 2011
----	------------------

Game

52	Deshaun Watson at Kansas City, 1/12/20 (Div)
51	Matt Schaub at New England, 1/13/13 (Div)
49	Deshaun Watson vs. Indianapolis, 1/5/19 (WC)
40	Brock Osweiler at New England, 1/14/17 (Div)
38	Matt Schaub vs. Cincinnati, 1/5/13 (WC)

POSTSEASON INDIVIDUAL RECORDS



Game, Opponent

46	Josh Allen vs. Buffalo, 1/4/20 (WC)
45	Connor Cook vs. Oakland, 1/7/17 (WC)
42	Andy Dalton vs. Cincinnati, 1/7/12 (WC)
40	Tom Brady at New England, 1/13/13 (Div)

k\nn;^j hkg`od i n

Career

80	Deshaun Watson, 2017-19
63	Matt Schaub, 2007-13
37	Brock Osweiler, 2016

Season

63	Matt Schaub, 2012
51	Deshaun Watson, 2019
37	Brock Osweiler, 2016

Season, Rookie

28	T.J. Yates, 2011
----	------------------

Game

34	Matt Schaub at New England, 1/13/13 (Div)
31	Deshaun Watson at Kansas City, 1/12/20 (Div)
29	Deshaun Watson vs. Indianapolis, 1/5/19 (WC)
	Matt Schaub vs. Cincinnati, 1/5/13 (WC)
23	Brock Osweiler at New England, 1/14/17 (Div)

Game, Opponent

27	Andy Dalton vs. Cincinnati, 1/7/12 (WC)
25	Tom Brady at New England, 1/13/13 (Div)
24	Josh Allen vs. Buffalo, 1/4/20 (WC)
23	Patrick Mahomes at Kansas City, 1/12/20 (Div)
19	Andrew Luck vs. Indianapolis, 1/5/19 (WC)
18	Tom Brady at New England, 1/14/17 (Div)
	Connor Cook vs. Oakland, 1/7/17 (WC)

Consecutive Completions

8	Deshaun Watson at Kansas City, 1/12/20 (Div)
	Matt Schaub at New England, 1/13/13 (Div)
5	Matt Schaub vs. Cincinnati, 1/5/13 (WC)
5	T.J. Yates, 1/7/12 - 1/15/12

Consecutive Completions, Opponent

7	Alex Smith vs. Kansas City, 1/9/16 (WC)
7	Andy Dalton vs. Cincinnati, 1/7/12 (WC)

k\nnd b;^j hkg`od i ;k`m^`i o\b`

Career (50 attempts)

70.8	Matt Schaub, 2007-13
63.5	Deshaun Watson, 2017-19
56.9	Brock Osweiler, 2016

Season (25 attempts)

70.8	Matt Schaub, 2012
66.2	Deshaun Watson, 2019
59.2	Deshaun Watson, 2018
56.9	Brock Osweiler, 2016

Season, Rookie (25 attempts)

50.9	T.J. Yates, 2011
------	------------------

Game (20 attempts)

80.0	Deshaun Watson vs. Buffalo, 1/4/20 (WC) (20-25)
76.3	Matt Schaub vs. Cincinnati, 1/5/13 (WC) (29-38)
66.7	Matt Schaub at New England, 1/13/13 (Div) (34-51)
59.6	Deshaun Watson at Kansas City, 1/12/20 (Div) (31-52)
59.2	Deshaun Watson vs. Indianapolis, 1/5/19 (WC) (29-49)
57.5	Brock Osweiler at New England, 1/14/17 (Div) (23-40)

Game, Opponent (20 attempts)

77.3	Alex Smith vs. Kansas City, 1/9/16 (WC)
------	---

k\nnd b;t`m`n;b\d`_

Career

870	Deshaun Watson, 2017-19
605	Matt Schaub, 2007-13
365	Brock Osweiler, 2016

Season

635	Deshaun Watson, 2019
605	Matt Schaub, 2012
365	Brock Osweiler, 2016

Season, Rookie

343	T.J. Yates, 2011
-----	------------------

Game

388	Deshaun Watson at Kansas City, 1/12/20 (Div)
343	Matt Schaub at New England, 1/13/13 (Div)
262	Matt Schaub vs. Cincinnati, 1/5/13 (WC)
247	Deshaun Watson vs. Buffalo, 1/4/20 (WC)
235	Deshaun Watson vs. Indianapolis, 1/5/19 (WC)

Game, Opponent

344	Tom Brady at New England, 1/13/13 (Div)
321	Patrick Mahomes at Kansas City, 1/12/20 (Div)

Longest Pass Completion

54t	Deshaun Watson to Kenny Stills at Kansas City, 1/12/20 (Div)
41	Deshaun Watson to DeAndre Hopkins vs. Buffalo, 1/4/20 (WC)
40t	T.J. Yates to Andre Johnson vs. Cincinnati, 1/7/12 (WC)
39	Deshaun Watson to Will Fuller V at Kansas City, 1/12/20 (Div)

k\nnd b;\q`m\b` ;b\d

Average Gain, Career (50 attempts)

6.90	Deshaun Watson, 2017-19 (126-870)
6.80	Matt Schaub, 2007-13 (89-605)
6.24	T.J. Yates, 2011-12 (55-343)

Average Gain, Season (25 attempts)

8.25	Deshaun Watson, 2019 (77-825)
6.80	Matt Schaub, 2012 (89-605)
6.24	T.J. Yates, 2011 (55-343)

Average Gain, Season, Rookie (25 attempts)

6.24	T.J. Yates, 2011 (55-343)
------	---------------------------

Average Gain, Game (20 attempts)

9.88	Deshaun Watson vs. Buffalo, 1/4/20 (WC) (25-247)
7.95	T.J. Yates vs. Cincinnati, 1/7/12 (WC) (20-159)

POSTSEASON INDIVIDUAL RECORDS



7.46	Deshaun Watson at Kansas City, 1/12/20 (Div) (52-388)
6.89	Matt Schaub vs. Cincinnati, 1/5/13 (WC) (38-262)
6.73	Matt Schaub at New England, 1/13/13 (Div) (51-343)
Average Gain, Game, Opponent (20 attempts)	
9.17	Patrick Mahomes at Kansas City, 1/12/20 (Div) (35-321)
8.64	Alex Smith vs. Kansas City, 1/9/16 (WC) (22-190)
8.60	Tom Brady at New England, 1/13/13 (Div) (40-344)

karnd b;oj p^c_j r i n

Career	
4	Deshaun Watson, 2017-19
2	Matt Schaub, 2007-13
	Brock Osweiler, 2016
Season	
3	Deshaun Watson, 2019
2	Matt Schaub, 2012
2	Brock Osweiler, 2016
Season, Rookie	
1	T.J. Yates, 2011
Game	
2	Deshaun Watson at Kansas City, 1/12/20 (Div)
	Matt Schaub at New England, 1/13/13 (Div)
1	Deshaun Watson vs. Buffalo, 1/4/20 (WC)
	Deshaun Watson vs. Indianapolis, 1/5/19 (WC)
	Brock Osweiler vs. Oakland, 1/7/17 (WC)
	Brock Osweiler vs. New England, 1/14/17 (Div)
	T.J. Yates vs. Cincinnati, 1/7/12 (WC)
Game, Opponent	
5	Patrick Mahomes at Kansas City, 1/12/20 (Div)
3	Tom Brady at New England, 1/13/13 (Div)
2	Andrew Luck vs. Indianapolis, 1/5/19 (WC)
	Tom Brady at New England, 1/14/17 (Div)
	Joe Flacco at Baltimore, 1/15/12 (Div)

karnd n;c\ ;d o^m^ko`_

Career	
4	Brian Hoyer, 2015
3	Brock Osweiler, 2016
	T.J. Yates, 2011-12
Season	
4	Brian Hoyer, 2015
3	Brock Osweiler, 2016
	T.J. Yates, 2011
Game	
4	Brian Hoyer vs. Kansas City, 1/9/16 (WC)
3	T.J. Yates at Baltimore, 1/15/12 (Div)
	Brock Osweiler at New England, 1/14/17 (Div)

Game, Opponent	
3	Connor Cook vs. Oakland, 1/7/17 (WC)
	Andy Dalton vs. Cincinnati, 1/7/12 (WC)
2	Tom Brady at New England, 1/14/17 (Div)
Consecutive Passes without an Interception	
55	Matt Schaub, 1/5/13 - 1/13/13
26	T.J. Yates, 1/7/12 - 1/15/12
Attempts, No Interceptions, Game	
52	Deshaun Watson at Kansas City, 1/12/20 (Div)
25	Deshaun Watson vs. Buffalo, 1/4/20 (WC)
	Brock Osweiler vs. Oakland, 1/7/17 (WC)
20	T.J. Yates vs. Cincinnati, 1/7/12 (WC)
Attempts, No Interceptions, Game, Opponent	
46	Josh Allen vs. Buffalo, 1/4/20 (WC)
40	Tom Brady at New England, 1/13/13 (Div)
35	Patrick Mahomes at Kansas City, 1/12/20 (Div)

od`n;n^f`_

Career	
14	Deshaun Watson, 2017-19
3	Brock Osweiler, 2016
	Brian Hoyer, 2015
Season	
11	Deshaun Watson, 2019
3	Deshaun Watson, 2018
	Brian Hoyer, 2015
	Brock Osweiler, 2016
Game	
7	Deshaun Watson vs. Buffalo, 1/4/20 (WC)
4	Deshaun Watson at Kansas City, 1/12/20 (Div)
3	Deshaun Watson vs. Indianapolis, 1/5/19 (WC)
	Brian Hoyer vs. Kansas City, 1/9/16 (WC)
	Brock Osweiler at New England, 1/14/17 (Div)
Game, Opponent	
5	Joe Flacco at Baltimore, 1/15/12 (Div)
4	Andy Dalton vs. Cincinnati, 1/7/12 (WC)

m^`dgd b

m^`kodj i n

Career	
37	DeAndre Hopkins, 2015-19
25	Andre Johnson, 2003-14
23	Arian Foster, 2009-15
22	Owen Daniels, 2006-13
Season	
18	Owen Daniels, 2012
15	DeAndre Hopkins, 2019
	Arian Foster, 2012
13	Andre Johnson, 2011
12	Andre Johnson, 2012

POSTSEASON INDIVIDUAL RECORDS



Game	Player	Opponent	Date	Game	Player	Opponent	Date
11	Keke Coutee	vs. Indianapolis	1/5/19 (WC)	9	DeAndre Hopkins	at Kansas City	1/12/20 (Div)
	Owen Daniels	at New England	1/13/13 (Div)		Owen Daniels	vs. Cincinnati	1/5/13 (WC)
8	Lamar Miller	vs. Indianapolis	1/5/19 (WC)		Andre Johnson	at New England	1/13/13 (Div)
	Arian Foster	vs. Cincinnati	1/5/13 (WC)		Andre Johnson	at Baltimore	1/15/12 (Div)

Game, Opponent	Player	Date
10	Travis Kelce at Kansas City	1/12/20 (Div)
8	Julien Edelman at New England	1/14/17 (Div)
	Travis Kelce vs. Kansas City	1/9/16 (WC)
	Wes Welker at New England	1/13/13 (Div)

Most Receptions in a Game

Career	Player	Receptions
446	DeAndre Hopkins, 2015-19	
358	Andre Johnson, 2003-14	
227	Owen Daniels, 2006-13	

Season	Player	Receptions
208	DeAndre Hopkins, 2019	
201	Andre Johnson, 2011	
172	Owen Daniels, 2012	
157	Andre Johnson, 2012	

Game	Player	Opponent	Date
118	DeAndre Hopkins	at Kansas City	1/12/20 (Div)
111	Andre Johnson	at Baltimore	1/15/12 (Div)
110	Keke Coutee	vs. Indianapolis	1/5/19 (WC)
95	Andre Johnson	at New England	1/13/13 (Div)
91	Owen Daniels	vs. Cincinnati	1/5/13 (WC)

Game, Opponent	Player	Date
137	Julian Edelman at New England	1/14/17 (Div)
134	Travis Kelce at Kansas City	1/12/20 (Div)
131	Wes Welker at New England	1/13/13 (Div)
128	Travis Kelce vs. Kansas City	1/9/16 (WC)

Games, 100 or More Yards, Career	Player	Games
1	Keke Coutee, 2018	
	Andre Johnson, 2003-12	
	DeAndre Hopkins, 2015-19	

Games, 100 or More Yards, Season	Player	Games
1	Keke Coutee, 2018	
	Andre Johnson, 2011	
	DeAndre Hopkins, 2019	

Longest Reception	Player	Opponent	Date
54t	Kenny Stills	at Kansas City	1/12/20 (Div)
41	DeAndre Hopkins	vs. Buffalo	1/4/20 (WC)
40t	Andre Johnson	vs. Cincinnati	1/7/12 (WC)
39	Will Fuller V	at Kansas City	1/12/20 (Div)
38	DeAndre Hopkins	at Kansas City	1/12/20 (Div)
	DeAndre Hopkins	vs. Oakland	1/7/17 (WC)
34	Taiwan Jones	vs. Buffalo	1/4/20 (WC)

Longest Reception, Opponent	Player	Opponent	Date
48	Travis Kelce	vs. Kansas City	1/9/16 (WC)
	Julian Edelman	at New England	1/14/17 (Div)
	Sammy Watkins	at Kansas City	1/12/20 (Div)
47	Wes Welker	at New England	1/13/13 (Div)

Most Receptions in a Career

Average Gain, Career (10 receptions)	Player	Receptions
14.3	Andre Johnson, 2003-14	(25-358)
12.1	DeAndre Hopkins, 2015-19	(37-446)
11.8	Will Fuller V, 2016-19	(12-142)
10.3	Owen Daniels, 2006-13	(22-227)
10.0	Keke Coutee, 2018-19	(11-110)

Average Gain, Season (4 receptions)	Player	Receptions
18.0	Kenny Stills, 2019	(7-126)
17.8	Will Fuller V, 2019	(5-89)
15.5	Andre Johnson, 2011	(13-201)
14.2	C.J. Fiedorowicz, 2016	(5-71)
13.9	DeAndre Hopkins, 2019	(15-208)

Average Gain, Game (3 receptions)	Player	Opponent	Date
26.7	Kenny Stills	at Kansas City	1/12/20 (Div) (3-80)
18.0	Andre Johnson	vs. Cincinnati	1/7/12 (WC) (5-90)
17.8	Will Fuller V	at Kansas City	1/12/20 (Div) (5-89)
15.7	DeVier Posey	at New England	1/13/13 (Div) (3-47)
15.5	Andre Johnson	vs. Cincinnati	1/5/13 (WC) (4-62)

Most Receptions in a Career

Career	Player	Receptions
1	9x, last by: Kenny Stills, 2019	

Season	Player	Receptions
1	9x, last by: Kenny Stills, 2019	

Game	Player	Receptions
1	9x - last: Kenny Stills at Kansas City	1/12/20 (Div)

Game, Opponent	Player	Date
3	Travis Kelce at Kansas City	1/12/20 (Div)
2	Shane Vereen at New England	1/13/13 (Div)

Most Receptions in a Career

Most Receptions in a Career

Career	Player	Receptions
22	Shane Lechler, 2013-17	
10	Matt Turk, 2007-11	
17	Shane Lechler, 2016	
10	Matt Turk, 2011	
8	Bryan Anger, 2019	
	Donnie Jones, 2012	

Game	Player	Opponent	Date
9	Shane Lechler	vs. Oakland	1/7/17 (WC)
8	Shane Lechler	at New England	1/14/17 (Div)

POSTSEASON INDIVIDUAL RECORDS



Game, Opponent

10	Marquette King vs. Oakland, 1/7/17 (WC)
9	Sam Koch at Baltimore, 1/15/12 (Div)

Longest Punt

63	Shane Lechler at New England, 1/14/17 (Div)
60	Trevor Daniel vs. Indianapolis, 1/5/19 (WC)
56	Bryan Anger vs. Buffalo, 1/4/20 (WC)
	Matt Turk vs. Cincinnati, 1/7/12 (WC)
	Shane Lechler vs. Oakland, 1/7/17 (WC)

Longest Punt, Opponent

64	Zoltan Mesko at New England, 1/13/13 (Div)
	Sam Koch at Baltimore, 1/15/12 (Div)
62	Marquette King vs. Oakland, 1/7/17 (WC)
61	Zoltan Mesko at New England, 1/13/13 (Div)
57	Zoltan Mesko at New England, 1/13/13 (Div)

kpi o; \q` mlb`

Career (8 punts)

45.1	Matt Turk, 2007-11 (10-451)
44.7	Shane Lechler, 2013-17 (22-983)
44.1	Bryan Anger, 2019 (8-137)
38.5	Donnie Jones, 2012 (8-308)

Season (8 punts)

45.1	Matt Turk, 2011 (10-451)
44.4	Shane Lechler, 2016 (17-755)
44.1	Bryan Anger, 2019 (8-137)
38.5	Donnie Jones, 2012 (8-308)

Game (4 punts)

50.2	Matt Turk vs. Cincinnati, 1/7/12 (WC) (5-251)
46.8	Trevor Daniel vs. Indianapolis, 1/5/19 (WC) (5-234)
46.0	Shane Lechler vs. Oakland, 1/7/17 (WC) (9-414)

Game, Opponent (4 punts)

52.8	Zoltan Mesko at New England, 1/13/13 (Div)
49.3	Sam Koch at Baltimore, 1/15/12 (Div)

kpi on; d nd ` ; oc ` ; MK

Career

8	Shane Lechler, 2013-17
5	Bryan Anger, 2019
3	Donnie Jones, 2012
2	Matt Turk, 2007-11
	Trevor Daniel, 2018

Season

7	Shane Lechler, 2016
5	Bryan Anger, 2019
3	Donnie Jones, 2012
2	Matt Turk, 2011
	Trevor Daniel, 2018

Game

4	Shane Lechler vs. Oakland, 1/7/17 (WC)
3	Shane Lechler at New England, 1/14/17 (Div)
2	Trevor Daniel vs. Indianapolis, 1/5/19 (WC)

Bryan Anger at Kansas City, 1/12/20 (Div)

Game, Opponent

4	Ryan Allen at New England, 1/14/17 (Div)
3	Dustin Colquitt vs. Kansas City, 1/9/16 (WC)
3	Kevin Huber vs. Cincinnati, 1/5/13 (WC)

kpi o; m` opmi n

kpi o; m` opmi n

Career

9	Jacoby Jones, 2007-11
5	Keshawn Martin, 2012

Season

9	Jacoby Jones, 2011
5	Keshawn Martin, 2012

Game

6	Jacoby Jones at Baltimore, 1/15/12 (Div)
4	Tyler Ervin vs. Oakland, 1/7/17 (WC)
3	Keshawn Martin at New England, 1/13/13 (Div)
	Jacoby Jones vs. Cincinnati, 1/7/12 (WC)

Game, Opponent

5	Jalen Richard vs. Oakland, 1/7/17 (WC)
4	Julian Edelman at New England, 1/14/17 (Div)
	Frankie Hammond vs. Kansas City, 1/9/16 (WC)

a\ dt; ^\ o^ c` n

Career

3	DeAndre Carter, 2018-19
	Keshawn Martin, 2012
	Keith Mumphery, 2015

Season

3	Keith Mumphery, 2015
3	Keshawn Martin, 2012

Game

3	Keith Mumphery vs. Kansas City, 1/9/16 (WC)
3	Keshawn Martin vs. Cincinnati, 1/5/13 (WC)

Game, Opponent

4	Lardarius Webb at Baltimore, 1/15/12 (Div)
3	Julian Edelman at New England, 1/14/17 (Div)

kpi o; m` opmi ; t \ m_ n; b\ d ` _

Career

34	Will Fuller V, 2016-19
31	Keshawn Martin, 2012

Season

34	Will Fuller V, 2016
31	Keshawn Martin, 2012

Game

34	Will Fuller V at New England, 1/14/17 (Div)
23	Tyler Ervin vs. Oakland, 1/7/17 (WC)
17	Keshawn Martin at New England, 1/13/13 (Div)

POSTSEASON INDIVIDUAL RECORDS



Game, Opponent

68	Jalen Richard vs. Oakland, 1/7/17 (WC)
34	Frankie Hammond vs. Kansas City, 1/9/16 (WC)
26	Julian Edelman at New England, 1/14/17 (Div)

Longest Punt Return

18	Will Fuller V at New England, 1/14/17 (Div)
16	Will Fuller V at New England, 1/14/17 (Div)
	Tyler Ervin vs. Oakland, 1/7/17 (WC)

kpi o;m`opmi ;\q`m\b` ;t \m_ \b`

Career (5 returns)

6.2	Keshawn Martin, 2012 (5-31)
-----	-----------------------------

Season (6 returns)

6.2	Keshawn Martin, 2012 (5-31)
-----	-----------------------------

Game (3 returns)

5.8	Tyler Ervin vs. Oakland, 1/7/17 (WC) (4-23)
-----	---

Game, Opponent (3 returns)

13.6	Jalen Richard vs. Oakland, 1/7/17 (WC) (5-68)
8.5	Frankie Hammons vs. Kansas City, 1/9/16 (WC) (4-34)
6.7	Brandon Tate vs. Cincinnati, 1/7/12 (WC) (3-20)

kpi o;m`opmi ;oj p^c_j r i n

Game

None

Game, Opponent

None

f d`f j aa;m`opmi n

f d`f j aa;m`opmi n

Kickoff Returns, Career

10	Danieal Manning, 2011-12
----	--------------------------

Kickoff Returns, Season

6	Danieal Manning, 2012
4	Danieal Manning, 2011

Game

4	Danieal Manning at New England, 1/13/13 (Div)
	Danieal Manning at Baltimore, 1/15/12 (Div)

Game, Opponent

6	Mecole Hardman at Kansas City, 1/12/20 (Div)
4	Adam Jones vs. Cincinnati, 1/5/13 (WC)
3	Dion Lewis at New England, 1/14/17 (Div)

f d`f j aa;m`opmi ;t \m_n ;b\d ` _

Career

396	Danieal Manning, 2011-12
-----	--------------------------

Season

263	Danieal Manning, 2012
133	Danieal Manning, 2011

Game

216	Danieal Manning at New England, 1/13/13 (Div)
133	Danieal Manning at Baltimore, 1/15/12 (Div)

Game, Opponent

142	Mecole Hardman at Kansas City, 1/12/20 (Div)
124	Dion Lewis at New England, 1/14/17 (Div)
106	Knile Davis vs. Kansas City, 1/9/16 (WC)

Longest, Game

94	Danieal Manning at New England, 1/13/13 (Div)
69	Danieal Manning at New England, 1/13/13 (Div)
60	Danieal Manning at Baltimore, 1/15/12 (Div)

Longest, Game, Opponent

106	Knile Davis vs. Kansas City, 1/9/16 (WC)
98	Dion Lewis at New England, 1/14/17 (Div)

f d`f j aa;m`opmi ;\q`m\b` ;t \m_ \b`

Career

39.6	Danieal Manning, 2011-12 (10-396)
------	-----------------------------------

Season

43.8	Danieal Manning, 2012 (6-263)
33.3	Danieal Manning, 2011 (4-133)

Game (3 returns)

54.0	Danieal Manning at New England, 1/13/13 (Div) (4-216)
33.3	Danieal Manning at Baltimore, 1/15/12 (Div) (4-133)

Game, Opponent (3 returns)

41.3	Dion Lewis at New England, 1/14/17 (Div) (3-124)
------	--

f d`f j aa;m`opmi ;oj p^c_j r i n

Game

None

Game, Opponent

106t	Knile Davis vs. Kansas City, 1/9/16 (WC)
98t	Dion Lewis at New England, 1/14/17 (Div)

oj o\g;m`opmi ;t \m_n

oj o\g;m`opmi ;t \m_n

Career

396	Danieal Manning, 2011-12 (p- 0, k- 396, int- 0)
108	DeAndre Carter, 2018-19 (p-22, k-86, int-0)
57	Akeem Hunt, 2014-16 (p- 0, k- 57, int- 0)

Season

263	Danieal Manning, 2011 (p- 0, k- 263, int- 0)
133	Danieal Manning, 2011 (p- 0, k- 133, int- 0)

Season, Rookie

46	Will Fuller V, 2016 (p- 34, k- 12, int- 0)
31	Keshawn Martin, 2012 (p- 31, k- 0, int- 0)

Game

216	Danieal Manning at New England, 1/13/13 (Div) (k- 216)
133	Danieal Manning at Baltimore, 1/15/12 (Div) (k- 133)

POSTSEASON INDIVIDUAL RECORDS



Game, Opponent

143	Mecole Hardman at Kansas City, 1/12/20 (Div) (p-1, k-142)
124	Dion Lewis at New England, 1/14/17 (Div) (k- 124)
106	Jalen Richard vs. Oakland, 1/7/17 (WC) (p-68, k-38) Knile Davis vs. Kansas City, 1/9/16 (WC) (k-106)

Most Picks

Most Picks

Career

2	A.J. Bouye, 2013-16 Johnathan Joseph, 2011-19
1	Jadeveon Clowney, 2014-18 Brian Cushing, 2009-17 Brandon Dunn, 2016-19 Andre Hal, 2015-18 Danieal Manning, 2011-12 Corey Moore, 2015-17 J.J. Watt, 2011-19

Season

2	A.J. Bouye, 2016
1	Brandon Dunn, 2018 Johnathan Joseph, 2011, 2012 Jadeveon Clowney, 2016 Brian Cushing, 2015 Andre Hal, 2016 Danieal Manning, 2011 Corey Moore, 2016 J.J. Watt, 2011

Season, Rookie

1	J.J. Watt, 2011
---	-----------------

Game

1	11x - last: Brandon Dunn, 1/5/19 (WC)
---	---------------------------------------

Game, Opponent

2	Lardarius Webb at Baltimore, 1/15/12 (Div)
1	11x - last: Kenny Moore II vs. Indianapolis, 1/5/19 (WC)

Most Sacks

Career

29	J.J. Watt, 2011-20
20	Corey Moore, 2015-17

Season

29	J.J. Watt, 2011
20	Corey Moore, 2016

Season, Rookie

29	J.J. Watt, 2011
----	-----------------

Game

29	J.J. Watt vs. Cincinnati, 1/7/12 (WC)
20	Corey Moore vs. Oakland, 1/7/17 (WC)

Game, Opponent

31	Duron Harmon at New England, 1/14/17 (Div)
23	Logan Ryan at New England, 1/14/17 (Div)
Longest Return	
29t	J.J. Watt vs. Cincinnati, 1/7/12 (WC)
20	Corey Moore vs. Oakland, 1/7/17 (WC)

Most Interceptions

Career

1	J.J. Watt, 2011-19
---	--------------------

Season

1	J.J. Watt, 2011
---	-----------------

Game

1	J.J. Watt vs. Cincinnati, 1/7/12 (WC)
---	---------------------------------------

Game, Opponent

1	Leon Hall vs. Cincinnati, 1/5/13 (WC)
---	---------------------------------------

Most Fumbles

Most Fumbles

Career

7.0	Whitney Mercilus 2012-19
6.0	J.J. Watt, 2011-19
5.0	Brooks Reed, 2011-14

Season

3.5	J.J. Watt, 2011 Brooks Reed, 2011
3.0	Whitney Mercilus, 2016 Whitney Mercilus, 2015
1.5	J.J. Watt, 2012 Brooks Reed, 2012

Season, Rookie

3.5	J.J. Watt, 2011 Brooks Reed, 2011
-----	--------------------------------------

Game

3.0	Whitney Mercilus vs. Kansas City, 1/9/16 (WC)
2.5	J.J. Watt at Baltimore, 1/15/12 (Div) Brooks Reed at Baltimore, 1/15/12 (Div)

Game, Opponent

3.0	Frank Clark at Kansas City, 1/12/20 (Div) Jerry Hughes vs. Buffalo, 1/4/20 (WC)
2.0	Trent Murphy vs. Buffalo, 1/4/20 (WC) Allen Bailey vs. Kansas City, 1/9/16 (WC)

Consecutive Games, Sack

4	J.J. Watt, 1/7/12 – 1/13/13 Brooks Reed, 1/7/12 – 1/13/13
---	--

POSTSEASON INDIVIDUAL RECORDS



o\^f g`n

oj o\g;o\^f g`n

Career

44	Benardrick McKinney, 2015-19
40	Brian Cushing, 2009-17
	Johnathan Joseph, 2011-19
33	Kareem Jackson, 2011-18
28	J.J. Watt, 2011-19

Season

19	Brian Cushing, 2011
16	Zach Cunningham, 2019
	Danieal Manning, 2011
15	Bradie James, 2012

Season, Rookie

14	J.J. Watt, 2011
13	Brooks Reed, 2011

Game

13	Brian Cushing vs. Kansas City, 1/9/16 (WC)
12	J.J. Watt at Baltimore, 1/15/12 (Div)

Game, Rookie

12	J.J. Watt at Baltimore, 1/15/12 (Div)
9	Benardrick McKinney vs. Kansas City, 1/9/16 (WC)
8	Brooks Reed at Baltimore, 1/15/12 (Div)

nj gj ;o\^f g`n

Solo Tackles, Career

27	Johnathan Joseph, 2011-19
24	Kareem Jackson, 2011-18
22	Brian Cushing, 2009-17
20	J.J. Watt, 2011-19
18	Benardrick McKinney, 2015-19
17	Danieal Manning, 2011-12

Solo Tackles, Season

14	Johnathan Joseph, 2016
13	Danieal Manning, 2011
11	J.J. Watt, 2011

Solo Tackles, Season, Rookie

11	J.J. Watt, 2011
9	Brooks Reed, 2011

Solo Tackles, Game

10	Benardrick McKinney vs. Buffalo, 1/4/20 (WC)
	Johnathan Joseph vs. Oakland, 1/7/17 (WC)
9	Brian Cushing vs. Kansas City, 1/9/16 (WC)
9	J.J. Watt at Baltimore, 1/15/12 (Div)
8	Danieal Manning at Baltimore, 1/15/12 (Div)
8	Tyrann Mathieu vs. Indianapolis, 1/5/19 (WC)

Solo Tackles, Game, Rookie

9	J.J. Watt at Baltimore, 1/15/12 (Div)
6	Brooks Reed at Baltimore, 1/15/12 (Div)

aph] g`n

aph] g`n;gj no

Career

1	DeAndre Carter, 2018-19
	DeAndre Hopkins, 2013-19
	Brian Hoyer, 2015

Season

1	DeAndre Carter, 2019
	DeAndre Hopkins, 2019
	Brian Hoyer, 2015

Game

1	DeAndre Carter at Kansas City, 1/12/20 (Div)
	DeAndre Hopkins vs. Buffalo, 1/4/20 (WC)
	Brian Hoyer vs. Kansas City, 1/9/16 (WC)

aph] g`n;aj m^`_

Career

1	Whitney Mercilus, 2012-19
	Mike Adams, 2019
	A.J. Bouye, 2013-16
	Jesse Nading, 2008-12
	Brooks Reed, 2011-14
	Akeem Dent, 2014-16

Season

1	Mike Adams, 2019
	Whitney Mercilus, 2019
	A.J. Bouye, 2016
	Akeem Dent, 2016
	Jesse Nading, 2011
	Brooks Reed, 2011

Game

1	6x - last: Mike Adams & Whitney Mercilus vs. Buffalo, 1/4/20 (WC)
---	---

j r i ;aph] g`n;m^`j q`m`_

Career

1	8x - last: Deshaun Watson, 2017-19
---	------------------------------------

Season

1	Deshaun Watson, 2019
	Carlos Hyde, 2019
	Brock Osweiler, 2016
	Eddie Pleasant, 2016
	Tyler Ervin, 2016
	Brian Hoyer, 2015
	Matt Schaub, 2012
	Jacoby Jones, 2011

Game

1	9x - last: Deshaun Watson, 2019
---	---------------------------------

POSTSEASON INDIVIDUAL RECORDS



Yards Per Carry

Career

1	Keion Crossen at Kansas City, 1/12/20 (Div) Jacob Martin vs. Buffalo, 1/4/20 (WC) Eddie Pleasant at New England, 1/14/17 (Div)
---	--

Game, Opponent

1	Dontari Poe vs. Kansas City, 1/9/16 (WC) Jimmy Smith at Baltimore, 1/15/12 (Div) Dion Lewis at New England, 1/14/17 (Div) Tremaine Edmunds vs. Buffalo, 1/4/20 (WC) Darwin Thompson at Kansas City, 1/12/20 (Div)
---	---

Touchdowns

Career

None

Game, Opponent

18	Darwin Thompson at Kansas City, 1/12/20 (Div)
4	Jimmy Smith at Baltimore, 1/15/12 (Div)

Points Per Game

Career

None

Receptions

Yards

Career

36	Arian Foster, 2009-15
21	Shayne Graham, 2012
19	Nick Novak, 2015-16

Season

21	Shayne Graham, 2012
19	Nick Novak, 2016
18	Arian Foster, 2012 Arian Foster, 2011

Points, No Touchdowns, Season

21	Shayne Graham, 2012
19	Nick Novak, 2016
14	Neil Rackers, 2011

Points, No Touchdowns, Career

21	Shayne Graham, 2012
19	Nick Novak, 2015-16
14	Ka'imi Fairbairn, 2017-19 Neil Rackers, 2010-11

Season, Rookie

6	Keke Coutee, 2018 DeVier Posey, 2012 J.J. Watt, 2011
---	--

Game

13	Shayne Graham vs. Cincinnati, 1/5/13 (WC)
12	Arian Foster at New England, 1/13/13 (Div) Arian Foster vs. Cincinnati, 1/7/12 (WC)

Game, Opponent

18	Travis Kelce at Kansas City, 1/12/20 (Div) Damien Williams at Kansas City, 1/12/20 (Div) Shane Vereen at New England, 1/13/13 (Div) Dion Lewis at New England, 1/14/17 (Div)
----	---

Consecutive Games Scoring

4	Arian Foster, 1/7/12 - 1/13/13
2	Deshaun Watson, 1/4/20 - 1/12/20 Shayne Graham, 1/5/13 - 1/13/13 Neil Rackers, 1/7/12 - 1/15/12 Nick Novak, 1/7/17 - 1/14/17

Points Per Game

Career

6	Arian Foster, 2009-15
2	Deshaun Watson, 2017-19
1	12x - last: Kenny Stills, 2019

Season

3	Arian Foster, 2012 Arian Foster, 2011
---	--

Season, Rookie

1	Lonnie Johnson Jr., 2019 Keke Coutee, 2018 DeVier Posey, 2012 J.J. Watt, 2011
---	--

Game

2	Arian Foster at New England, 1/13/13 (Div) Arian Foster vs. Cincinnati, 1/7/12 (WC)
---	--

Game, Opponent

3	Travis Kelce at Kansas City, 1/12/20 (Div) Damien Williams at Kansas City, 1/12/20 (Div) Dion Lewis at New England, 1/14/17 (Div) Shane Vereen at New England, 1/13/13 (Div)
1	17x: last by Josh Allen vs. Buffalo, 1/4/20 (WC)

Game, Rookie

1	Lonnie Johnson Jr. at Kansas City, 1/12/20 (Div) Keke Coutee vs. Indianapolis, 1/5/19 (WC) DeVier Posey at New England, 1/13/13 (Div) J.J. Watt vs. Cincinnati, 1/7/12 (WC)
---	--

Consecutive Games Scoring Touchdowns

4	Arian Foster, 1/7/12 - 1/13/13
---	--------------------------------

Points Per Game

Attempted, Career

5	Ka'imi Fairbairn, 2017-19 Neil Rackers, 2010-11
4	Nick Novak, 2015-16
3	Shayne Graham, 2012

POSTSEASON INDIVIDUAL RECORDS



Attempted, Season

5	Neil Rackers, 2011
4	Ka'imi Fairbairn, 2019
	Nick Novak, 2016
3	Shayne Graham, 2012

Attempted, Game

4	Ka'imi Fairbairn at Kansas City, 1/12/20 (Div) Neil Rackers vs. Cincinnati, 1/7/12 (WC)
3	Nick Novak vs. Oakland, 1/7/17 (WC)
2	Shayne Graham at New England, 1/13/13 (Div)

Attempted, Game, Opponent

7	Harrison Butker at Kansas City, 1/12/20 (Div)
5	Stephen Gostkowski at New England, 1/13/13 (Div)
4	Stephen Gostkowski at New England, 1/14/17 (Div)

Consecutive Points After Touchdown, Career

5	Ka'imi Fairbairn, 2017-19 Neil Rackers, 2010-11
4	Nick Novak, 2015-16
3	Shayne Graham, 2012

Points After Touchdown Percentage, Career

100.0	Ka'imi Fairbairn, 2017-19 (5-5) Neil Rackers, 2010-11 (5-5) Nick Novak, 2015-16 (4-4) Shayne Graham, 2012 (3-3)
-------	--

Two-Point Conversions, Career

1	3x: last by DeAndre Hopkins vs. Buffalo, 1/4/20 (WC)
---	--

Two-Point Conversions, Season

1	3x: last by DeAndre Hopkins vs. Buffalo, 1/4/20 (WC)
---	--

Two-Point Conversion, Game

1	3x: last by DeAndre Hopkins vs. Buffalo, 1/4/20 (WC)
---	--

Two-Point Conversion, Game, Opponent

None	
------	--

ad g ;bj \gn

Attempted, Career

6	Shayne Graham, 2012
5	Nick Novak, 2015-16

Attempted, Season

6	Shayne Graham, 2012
5	Nick Novak, 2016

Attempted, Game

4	Shayne Graham vs. Cincinnati, 1/5/13 (WC)
3	Nick Novak at New England, 1/14/17 (Div) Neil Rackers at Baltimore, 1/15/12 (Div)

Field Goals, Career

6	Shayne Graham, 2012
5	Nick Novak, 2015-16

Field Goals, Season

6	Shayne Graham, 2012
5	Nick Novak, 2016

Field Goals, Game

4	Shayne Graham vs. Cincinnati, 1/5/13 (WC)
3	Nick Novak at New England, 1/14/17 (Div)

Field Goals, Game, Opponent

4	Stephen Hauschka vs. Buffalo, 1/4/20 (WC)
3	Cairo Santos vs. Kansas City, 1/9/16 (WC)

Consecutive Games Scoring Field Goals

2	Ka'imi Fairbairn, 1/4/20-1/12/20 Nick Novak, 1/7/17 - 1/14/17 Shayne Graham, 1/5/13 - 1/13/13 Neil Rackers, 1/7/12 - 1/15/12
---	---

Consecutive Field Goals Made

6	Shayne Graham, 1/5/13 - 1/13/13
5	Nick Novak, 1/7/17 - 1/14/17
3	Ka'imi Fairbairn, 1/4/20 - 1/12/20 Neil Rackers, 1/7/12 - 1/15/12

Longest Field Goal

55	Shayne Graham at New England, 1/13/13 (Div)
50	Nick Novak vs. Oakland, 1/7/17 (WC)

Field Goal Percentage, Career

100	Shayne Graham, 2012 (6-6) Nick Novak, 2015-16 (5-5)
-----	--

Field Goal Percentage, Season

100	Shayne Graham, 2012 (6-6) Nick Novak, 2016 (5-5)
-----	---

Most Field Goals, No Misses, Game

4	Shayne Graham vs. Cincinnati, 1/5/13 (WC)
3	Nick Novak at New England, 1/14/17 (Div)

Most Field Goals, No Misses, Game, Opponent

4	Stephen Hauschka vs. Buffalo, 1/4/20 (WC)
---	---

Most Field Goals, 50 or More Yards, Career

1	Shayne Graham, 2012 Nick Novak, 2015-16
---	--

Most Field Goals, 50 or More Yards, Season

1	Shayne Graham, 2012 Nick Novak, 2016
---	---

Most Field Goals, 50 or More Yards, Game

1	Nick Novak vs. Oakland, 1/7/17 Shayne Graham at New England, 1/13/13
---	---

POSTSEASON TEAM RECORDS



Overall Record

Year	W	L	Pct.
2011	1	1	0.5
2012	1	1	0.5
2015	0	1	0.0
2016	1	1	0.5
2018	0	1	0.0
2019	1	1	0.5
Totals	4	6	0.4

Home			
Year	W	L	Pct.
2011	1	0	1.0
2012	1	0	1.0
2015	0	1	0.0
2016	1	0	1.0
2018	0	1	0.0
2019	1	0	1.0
Totals	3	2	0.6

Road			
Year	W	L	Pct.
2011	0	1	0.0
2012	0	1	0.0
2016	0	1	0.0
2019	0	1	0.0
Totals	0	4	0.0

Points Scored

Most Points Scored, Season

6	2019
5	2011
4	2016
	2012

Fewest, Season	
0	2015

Most, Game	
4	vs. Cincinnati, 1/7/12 (WC) at Kansas City, 1/12/20 (Div) vs. Oakland, 1/7/17 (WC) at New England, 1/13/13 (Div)

Most Allowed, Season	
8	2019
6	2016
	2012

Most Allowed, Game	
7	at Kansas City, 1/12/20 (Div)
5	at New England, 1/13/13 (Div)
4	at New England, 1/14/17 (Div)

Fewest Allowed, Season	
3	2018
	2015

2011

Fewest Allowed, Game	
1	vs. Buffalo, 1/4/20 (WC) vs. Cincinnati, 1/5/13 (WC) vs. Cincinnati, 1/7/12 (WC)

Points Allowed

Most Points Scored, Season	
53	2019
47	2012
44	2011

Most Points Scored, Game	
31	vs. Kansas City 1/12/20 (Div) vs. Cincinnati, 1/7/12 (WC)
28	at New England, 1/13/13 (Div)
27	vs. Oakland, 1/7/17 (WC)

Fewest Points Scored, Season	
0	2015

Fewest Points Scored, Game	
0	vs. Kansas City, 1/9/16 (WC)
7	vs. Indianapolis, 1/5/19 (WC)
13	at Baltimore, 1/15/12 (Div)

Most Points Allowed, Season	
70	2019
54	2012

Most Points Allowed, Game	
51	at Kansas City, 1/12/20 (Div)
41	at New England, 1/13/13 (Div)
34	at New England, 1/14/17 (Div)

Fewest Points Allowed, Season	
21	2018
30	2015
	2011

Fewest Points Allowed, Game	
10	vs. Cincinnati, 1/7/12 (WC)
13	vs. Cincinnati, 1/5/13 (WC)

Most Points, Game, Both Teams	
82	Texans 31 at Kansas City 51, 1/12/20 (Div)
69	Texans 28 at New England 41, 1/13/13 (Div)
50	Texans 16 at New England 34, 1/14/17 (Div)

Fewest Points, Game, Both Teams	
28	Texans 7 vs. Indianapolis 21, 1/5/19 (WC)
30	Texans 0 vs. Kansas City 30, 1/9/16 (WC)
32	Texans 19 vs. Cincinnati 13, 1/5/13 (WC)

Most Points in First Quarter	
21	vs. Kansas City, 1/12/20 (Div)
10	vs. Oakland, 1/7/17 (WC)

Most Points in Second Quarter	
10	at New England, 1/14/17 (Div) vs. Oakland, 1/7/17 (WC) at New England, 1/13/13 (Div) vs. Cincinnati, 1/7/12 (WC) at Baltimore, 1/15/12 (Div)

POSTSEASON TEAM RECORDS



Most Points in Third Quarter

8	vs. Bills, 1/4/20 (WC)
7	vs. Kansas City, 1/12/20 (Div)
	vs. Cincinnati, 1/5/13 (WC)
	vs. Cincinnati, 1/7/12 (WC)

Most Points in Fourth Quarter

15	at New England, 1/13/13 (Div)
11	vs. Bills, 1/4/20 (WC)
7	vs. Indianapolis, 1/5/19 (WC)
	vs. Oakland, 1/7/17 (WC)
	vs. Cincinnati, 1/7/12 (WC)

Most Points in First Quarter, Opponent

17	at Baltimore, 1/15/12 (Div)
14	vs. Indianapolis, 1/5/19 (WC)
	at New England, 1/14/17 (Div)

Most Points in Second Quarter, Opponent

28	vs. Kansas City, 1/12/20 (Div)
10	at New England, 1/13/13 (Div)
7	vs. Indianapolis, 1/5/19 (WC)
	vs. Cincinnati, 1/5/13 (WC)

Most Points in Third Quarter, Opponent

14	at New England, 1/13/13 (Div)
13	vs. Kansas City, 1/12/20 (Div)
7	at New England, 1/14/17 (Div)
	vs. Kansas City, 1/9/16 (WC)

Most Points in Fourth Quarter, Opponent

10	vs. Kansas City, 1/12/20 (Div)
	vs. New England, 1/14/17 (Div)
	vs. Kansas City, 1/9/16 (WC)
	at New England, 1/13/13 (Div)

Most Points in First Quarter, Both Teams

21	Texans 21 at Kansas City 0, 1/12/20 (Div)
20	Texans 3 at Baltimore 17, 1/15/12 (Div)
17	Texans 3 at New England 14, 1/14/17 (Div)
	Texans 10 vs. Oakland 7, 1/7/17 (WC)

Most Points in Second Quarter, Both Teams

31	Texans 3 at Kansas City 28, 1/12/20 (Div)
20	Texans 10 at New England 10, 1/13/13 (Div)
13	Texans 10 at New England 3, 1/14/17 (Div)
	Texans 6 vs. Cincinnati 7, 1/5/13 (WC)
	Texans 10 vs. Cincinnati 3, 1/7/12 (WC)

Most Points in Third Quarter, Both Teams

14	Texans 0 at New England 14, 1/13/13 (Div)
11	Texans 8 vs. Buffalo 3, 1/4/20 (WC)
10	Texans 7 vs. Cincinnati 3, 1/5/13 (WC)

Most Points in Fourth Quarter, Both Teams

25	Texans 15 at New England 10, 1/13/13 (Div)
14	Texans 11 vs. Buffalo 3, 1/4/20 (WC)
	Texans 7 vs. Oakland 7, 1/7/17 (WC)

Consecutive Games Scoring a Touchdown

5	1/7/17 through 1/12/20
---	------------------------

Consecutive Games Scoring

5	1/7/17 through 1/12/20
---	------------------------

Consecutive Quarters Held Scoreless

4	1st through 4th quarter vs. Kansas City, 1/9/16 (WC)
---	--

Consecutive Quarters Held Scoreless, Opponents

2	3rd and 4th quarters vs. Cincinnati, 1/7/12 (WC)
2	2nd and 3rd quarters at Baltimore, 1/15/12 (Div)
2	2nd and 3rd quarters vs. Oakland, 1/7/17 (WC)

Consecutive Quarters Held Without a Touchdown, Opponents

3	2nd through 4th quarters vs. Buffalo, 1/4/20 (WC)
3	2nd through 4th quarters at Baltimore, 1/15/12 (Div)
3	2nd through 4th quarters vs. Cincinnati, 1/7/12 (WC)
2	3rd and 4th quarters vs. Cincinnati, 1/5/13 (WC)
2	2nd and 3rd quarters vs. Oakland, 1/7/17 (WC)

Most Points By Half

First Half

24	vs. Kansas City, 1/12/20 (Div)
20	vs. Oakland, 1/7/17 (WC)
17	vs. Cincinnati, 1/7/12 (WC)

Second Half

19	vs. Buffalo, 1/4/20 (WC)
15	at New England, 1/13/13 (Div)
14	vs. Cincinnati, 1/7/12 (WC)

Most Points By Half, Opponent

First Half

28	vs. Kansas City, 1/12/20 (Div)
21	vs. Indianapolis, 1/5/19 (WC)
17	vs. New England, 1/14/17 (Div)
	at New England, 1/13/13 (Div)
	at Baltimore, 1/15/12 (Div)

Second Half

24	at New England, 1/13/13 (Div)
23	vs. Kansas City, 1/12/20 (Div)
17	vs. New England, 1/14/17 (Div)
	vs. Kansas City, 1/9/16 (WC)

Most Points By Half, Both Teams

First Half

52	Texans 24 vs. Kansas City 28, 1/12/20 (Div)
30	Texans 13 at New England 17, 1/13/13 (Div)
30	Texans 13 at Baltimore 17, 1/15/12 (Div)
30	Texans 13 at New England 17, 1/14/17 (Div)

Second Half

39	Texans 15 at New England 24, 1/13/13 (Div)
30	Texans 7 vs. Kansas City 23, 1/12/20 (Div)
25	Texans 19 vs. Buffalo 6, 1/4/20 (WC)

Season

5	2011
4	2019
	2016

POSTSEASON TEAM RECORDS



Game

4	vs. Kansas City, 1/12/20 (Div)
	vs. Cincinnati, 1/7/12 (WC)
3	vs. Oakland, 1/7/17 (WC)

Season, Opponent

7	2019
6	2016
	2012
3	2018
	2015
	2011

Game, Opponent

6	vs. Kansas City, 1/12/20 (Div)
5	at New England, 1/13/13 (Div)
4	at New England, 1/14/17 (Div)

or j Hkj d o;^j i q`m d i n

Season

2	2019
1	2012

Game

2	vs. Buffalo, 1/4/20 (WC)
1	at New England, 1/13/13 (Div)

_`a`i ndq`;oj p^e_j r i n

Season

1	2011
---	------

Game

1	vs. Cincinnati, 1/7/12 (WC)
---	-----------------------------

Game, Opponent

1	vs. Cincinnati, 1/5/13 (WC)
---	-----------------------------

n^j md b;h\mbd

Margin of Victory

21	vs. Cincinnati, 1/7/12 (WC)
13	vs. Oakland, 1/7/17 (WC)

Margin of Defeat

30	vs. Kansas City, 1/9/16 (WC)
20	at Kansas City, 1/12/20 (Div)
18	at New England, 1/14/17 (Div)

Largest Deficit Overcome

16	vs. Buffalo, 1/4/20 (WC), down 16-0, 22-19 final
7	vs. Cincinnati, 1/7/12 (WC), down 7-0, 31-10 final
1	vs. Cincinnati, 1/5/13 (WC), down 7-6, 19-13 final

Largest Lead Before Opponent Scores

21	at Kansas City, 1/12/20 (Div)
13	vs. Oakland, 1/7/17 (WC)

n^j md b;_ndq`n

Longest Scoring Drive (Net Yards)

89	vs. Indianapolis, 1/9/19 (WC), 16 plays, TD
86	at Baltimore, 1/15/12 (Div), 12 plays, TD
83	vs. Cincinnati, 1/7/12 (WC), 9 plays, TD

80 vs. Cincinnati, 1/7/12 (WC), 6 plays, TD

Longest Scoring Drive (Time)

8:12	at New England, 1/14/17 (Div), 14 plays, 62 yards, FG
7:12	vs. Cincinnati, 1/7/12 (WC), 13 plays, 48 yards, FG
7:05	vs. Cincinnati, 1/5/13 (WC), 13 plays, 76 yards, FG

Shortest Scoring Drive (Yards)

3	at New England, 1/13/13 (Div), 4 plays, FG
4	vs. Oakland, 1/7/17 (WC), 1 play, TD

Shortest Scoring Drive (Plays)

1	vs. Oakland, 1/7/17 (WC), 4 yards, TD
2	at Kansas City, 1/12/20 (Div), 6 yards, TD
	at New England, 1/14/17 (Div), 12 yards, TD

3 vs. Cincinnati, 1/7/12 (WC), 54 yards, TD

Shortest Scoring Drive (Time)

0:04	vs. Oakland, 1/7/17 (WC), 1 play, 4 yards, TD
0:24	at New England, 1/13/13 (Div), 5 plays, 25 yards, FG
0:40	at New England, 1/14/17 (Div), 2 plays, 12 yards, TD
0:48	at Kansas City, 1/12/20 (Div), 2 plays, 6 yards, TD
0:50	at New England, 1/14/17 (Div), 4 plays, 6 yards, FG

oj o\g;j aa`i n`

Most Net Yards Gained, Season

845	2012
802	2019

Most Net Yards Gained, Game

442	at Kansas City, 1/12/20 (Div)
425	at New England, 1/13/13 (Div)
420	vs. Cincinnati, 1/5/13 (WC)

Fewest Net Yards Gained, Season

226	2015
-----	------

Fewest Net Yards Gained, Game

226	vs. Kansas City, 1/9/16 (WC)
285	at New England, 1/14/17 (Div)

Most Net Yards Allowed, Season

859	2019
655	2012

Most Net Yards Allowed, Game

457	at New England, 1/13/13 (Div)
434	at Kansas City, 1/12/20 (Div)
425	vs. Buffalo, 1/4/20 (WC)
422	vs. Indianapolis, 1/5/19 (WC)
377	at New England, 1/14/17 (Div)

Fewest Net Yards Allowed, Season

314	2015
-----	------

Fewest Net Yards Allowed, Game

198	vs. Cincinnati, 1/5/13 (WC)
203	vs. Oakland, 1/7/17 (WC)

Most Net Yards Gained, Season, Both Teams

1,661	2019
1,500	2012

POSTSEASON TEAM RECORDS



Most Net Yards Gained, Game, Both Teams

882	Texans 425 at New England 457, 1/13/13 (Div)
876	Texans 442 at Kansas City 434, 1/12/20 (Div)
785	Texans 360 vs. Buffalo 425, 1/4/20 (WC)
744	Texans 322 vs. Indianapolis 422, 1/5/19 (WC)
662	Texans 285 at New England 377, 1/14/17 (Div)

Fewest Net Yards Gained, Season, Both Teams

494	2016
-----	------

Fewest Net Yards Gained, Game, Both Teams

494	Texans 291 vs. Oakland 203, 1/7/17 (WC)
540	Texans 226 vs. Kansas City 314, 1/9/16 (WC)

Most Net Yards Gained, First Half

250	vs. Cincinnati, 1/5/13 (WC)
237	at Kansas City, 1/12/19 (Div)
209	vs. Oakland, 1/7/17 (WC)

Most Net Yards Gained, Second Half

279	vs. Buffalo, 1/4/19 (WC)
222	at New England, 1/13/13 (Div)
205	at Kansas City, 1/12/20 (Div)
	vs. Indianapolis, 1/5/19 (WC)

Fewest Net Yards Gained, First Half

81	vs. Buffalo, 1/4/20 (WC)
117	vs. Indianapolis, 1/5/19 (WC)
123	vs. Kansas City, 1/9/16 (WC)
123	at New England, 1/14/17 (Div)

Fewest Net Yards Gained, Second Half

82	vs. Oakland, 1/7/17 (WC)
103	vs. Kansas City, 1/9/16 (WC)
134	at Baltimore, 1/15/12 (Div)

Most Net Yards Allowed, First Half

277	vs. Indianapolis, 1/5/19 (WC)
260	at New England, 1/13/13 (Div)
247	vs. Buffalo, 1/4/20 (WC)

Most Net Yards Allowed, Second Half

260	at Kansas City, 1/12/20 (Div)
221	at New England, 1/14/17 (Div)
197	at New England, 1/13/13 (Div)

Fewest Net Yards Allowed, First Half

53	vs. Cincinnati, 1/5/13 (WC)
75	vs. Oakland, 1/7/17 (WC)

Fewest Net Yards Allowed, Second Half

109	at Baltimore, 1/15/12 (Div)
128	vs. Oakland, 1/7/17 (WC)

Most Net Yards Gained, First Quarter

119	at Kansas City, 1/12/20 (Div)
112	vs. Cincinnati, 1/5/13 (WC)
93	vs. Cincinnati, 1/7/12 (WC)

Most Net Yards Gained, Second Quarter

155	vs. Oakland, 1/7/17 (WC)
138	vs. Cincinnati, 1/5/13 (WC)

Most Net Yards Gained, Third Quarter

101	vs. Cincinnati, 1/5/13 (WC)
98	at New England, 1/14/17 (Div)

Most Net Yards Gained, Fourth Quarter

150	at New England, 1/13/13 (Div)
122	at Kansas City, 1/12/20 (Div)
120	vs. Indianapolis, 1/5/19 (WC)

Fewest Net Yards Gained, First Quarter

35	vs. Kansas City, 1/9/16 (WC)
39	vs. Indianapolis, 1/5/19 (WC)

Fewest Net Yards Gained, Second Quarter

25	vs. Buffalo, 1/4/20 (WC)
52	at New England, 1/14/17 (Div)
63	vs. Cincinnati, 1/7/12 (WC)

Fewest Net Yards Gained, Third Quarter

34	vs. Oakland, 1/7/17 (WC)
40	vs. Kansas City, 1/9/16 (WC)

Fewest Net Yards Gained, Fourth Quarter

48	vs. Oakland, 1/7/17 (WC)
63	vs. Kansas City, 1/9/16 (WC)

Most Net Yards Allowed, First Quarter

155	vs. Indianapolis, 1/5/19 (WC)
101	vs. Buffalo, 1/4/20 (WC)
96	at New England, 1/13/13 (Div)
71	at Baltimore, 1/15/12 (Div)

Most Net Yards Allowed, Second Quarter

164	at New England, 1/13/13 (Div)
146	vs. Buffalo, 1/4/20 (WC)
128	at Kansas City, 1/12/20 (Div)

Most Net Yards Allowed, Third Quarter

161	at Kansas City, 1/12/20 (WC)
151	vs. Kansas City, 1/9/16 (WC)
141	at New England, 1/14/17 (Div)

Most Net Yards Allowed, Fourth Quarter

113	vs. Oakland, 1/7/17 (WC)
99	at Kansas City, 1/12/20 (Div)
86	vs. Buffalo, 1/4/20 (WC)
81	vs. Indianapolis, 1/5/19 (WC)

Fewest Net Yards Allowed, First Quarter

19	vs. Cincinnati, 1/5/13 (WC)
43	at New England, 1/14/17 (Div)

Fewest Net Yards Allowed, Second Quarter

24	vs. Oakland, 1/7/17 (WC)
34	vs. Cincinnati, 1/5/13 (WC)

Fewest Net Yards Allowed, Third Quarter

15	vs. Oakland, 1/7/17 (WC)
64	vs. Indianapolis, 1/5/19 (WC)
	vs. Cincinnati, 1/7/12 (WC)

Fewest Net Yards Allowed, Fourth Quarter

27	vs. Kansas City, 1/9/16 (WC)
44	at Baltimore, 1/15/12 (Div)

POSTSEASON TEAM RECORDS



mpncd b

mpncd b;t \m_n

Season	
319	2011
Game	
188	vs. Cincinnati, 1/7/12 (WC)
158	vs. Cincinnati, 1/5/13 (WC)
Fewest, Season	
105	2018
Fewest, Game	
91	at New England, 1/13/13 (Div)
94	at Kansas City, 1/12/20 (Div)
Most Allowed, Season	
290	2019
202	2012
Most Allowed, Game	
200	vs. Indianapolis, 1/5/19 (WC)
172	vs. Buffalo, 1/4/20 (WC)
141	vs. Kansas City, 1/9/16 (WC)
Fewest Allowed, Season	
141	2015
Fewest Allowed, Game	
64	vs. Oakland, 1/7/17 (WC)
76	vs. Cincinnati, 1/7/12 (WC)
Season, Both Teams	
525	2019
482	2011
Game, Both Teams	
313	Texans 141 vs. Buffalo 172, 1/4/20 (WC)
305	Texans 105 vs. Indianapolis 200, 1/5/19 (WC)
264	Texans 188 vs. Cincinnati 76, 1/7/12 (WC)
Fewest, Season, Both Teams	
255	2015
Fewest, Game, Both Teams	
187	Texans 123 vs. Oakland 64, 1/7/17 (WC)
203	Texans 105 at New England 98, 1/14/17 (Div)

\oo`hkon

Season	
67	2016
Game	
44	vs. Oakland, 1/7/17 (WC)
39	vs. Cincinnati, 1/5/13 (WC)
Fewest, Season	
16	2018
Fewest, Game	
16	vs. Indianapolis, 1/5/19 (WC)
21	at Kansas City, 1/12/20 (Div)
Season, Opponent	
51	2019
50	2011

Game, Opponent

37	vs. Kansas City, 1/9/16 (WC)
35	vs. Indianapolis, 1/5/19 (WC)
31	at Baltimore, 1/15/12 (Div)

Fewest, Season, Opponent

35	2018
----	------

Fewest, Game, Opponent

16	vs. Cincinnati, 1/5/13 (WC)
19	vs. Cincinnati, 1/7/12 (WC)

mpncd b;\q`m\b`

Season	
6.6	2018 (16-105)
Game	
6.6	vs. Indianapolis, 1/5/19 (WC) (16-105)
5.4	vs. Cincinnati, 1/7/12 (WC) (35-188)
Lowest, Season	
3.4	2016 (67-228)
Lowest, Game	
2.8	vs. Oakland, 1/7/17 (WC) (44-123)
4.0	at New England, 1/13/13 (Div) (23-91)
Season, Opponent	
5.7	2019 (51-290)
	2018 (35-200)
Game, Opponent	
5.7	vs. Buffalo, 1/4/20 (WC) (30-172)
	vs. Indianapolis, 1/5/19 (WC) (35-200)

k\ndd b

i`o;t \m_n;k\ndd b

Most, Season	
596	2012
Most, Game	
348	at Kansas City, 1/12/20 (Div)
334	at New England, 1/13/13 (Div)
262	vs. Cincinnati, 1/5/13 (WC)
Fewest, Season	
112	2015
Fewest, Game	
112	vs. Kansas City, 1/9/16 (WC)
152	vs. Cincinnati, 1/7/12 (WC)
Most Allowed, Season	
569	2019
Most Allowed, Game	
335	at New England, 1/13/13 (Div)
316	at Kansas City, 1/12/20 (Div)
279	at New England, 1/14/17 (Div)
Fewest Allowed, Season	
173	2015

POSTSEASON TEAM RECORDS



Fewest Allowed, Game

118	vs. Cincinnati, 1/5/13 (WC)
139	vs. Oakland, 1/7/17 (WC)

Most, Season, Both Teams

1,136	2019
1,049	2012

Most, Game, Both Teams

669	Texans 334 at New England 335, 1/13/13 (Div)
664	Texans 348 at Kansas City 316, 1/12/20 (Div)
472	Texans 219 vs. Buffalo 253, 1/4/20 (WC)
459	Texans 180 vs. New England 279, 1/14/17 (Div)

Fewest, Season, Both Teams

285	2015
-----	------

Fewest, Game, Both Teams

285	Texans 112 vs. Kansas City 173, 1/9/16 (WC)
307	Texans 168 vs. Oakland 139, 1/7/17 (WC)

Most, Season, Opponent

Most, Season

635	2019
605	2012

Most, Game

388	at Kansas City, 1/12/20 (Div)
343	at New England, 1/13/13 (Div)
262	vs. Cincinnati, 1/5/13 (WC)

Fewest, Season

136	2015
-----	------

Fewest, Game

136	vs. Kansas City, 1/9/16 (WC)
159	vs. Cincinnati, 1/7/12 (WC)

Most Allowed, Season

601	2019
471	2012

Most Allowed, Game

344	at New England, 1/13/13 (Div)
321	at Kansas City, 1/12/20 (Div)
287	at New England, 1/14/17 (Div)

Fewest Allowed, Season

190	2015
-----	------

Fewest Allowed, Game

127	vs. Cincinnati, 1/5/13 (WC)
161	vs. Oakland, 1/7/17 (WC)

Most, Season, Opponent

Most, Season

89	2012
----	------

Most, Game

52	at Kansas City, 1/12/20 (Div)
51	at New England, 1/13/13 (Div)
49	vs. Indianapolis, 1/5/19 (WC)
40	at New England, 1/14/17 (Div)

Fewest, Season

34	2015
----	------

Fewest, Game

20	vs. Cincinnati, 1/7/12 (WC)
25	vs. Buffalo, 1/4/20 (WC)
	vs. Oakland, 1/7/17 (WC)

Most, Season, Opponent

83	2019
	2016

Most, Game, Opponent

48	vs. Buffalo, 1/4/20 (WC)
45	vs. Oakland, 1/7/17 (WC)
42	vs. Cincinnati, 1/7/12 (WC)

Fewest, Season, Opponent

22	2015
----	------

Most, Season, Opponent

Most, Season

63	2012
----	------

Most, Game

34	at New England, 1/13/13 (Div)
31	at Kansas City, 1/12/20 (Div)
29	vs. Indianapolis, 1/5/19 (WC)
	vs. Cincinnati, 1/5/13 (WC)

Fewest, Season

15	2015
----	------

Fewest, Game

11	vs. Cincinnati, 1/7/12 (WC)
14	vs. Oakland, 1/7/17 (WC)

Most, Season, Opponent

48	2019
41	2011

Most, Game, Opponent

27	vs. Cincinnati, 1/7/12 (WC)
25	vs. Buffalo, 1/4/20 (WC)
	at New England, 1/13/13 (Div)

Fewest, Season, Opponent

17	2015
----	------

Fewest, Game, Opponent

14	vs. Cincinnati, 1/5/13 (WC)
	at Baltimore, 1/15/12 (Div)

Most, Season, Opponent

Most, Season

3	2019
2	2016
	2012
1	2018
	2011

Most, Game

2	at Kansas City, 1/12/20 (Div)
	at New England, 1/13/13 (Div)
1	5x, last vs. Buffalo, 1/4/20 (WC)

POSTSEASON TEAM RECORDS



Most, Season, Opponent

6	2019
3	2016
	2012
2	2018
	2011

Most, Game, Opponent

5	at Kansas City, 1/12/20 (Div)
3	at New England, 1/13/13 (Div)
2	3x - last vs. Indianapolis, 1/5/19 (WC)

^j i n ^p o d q ; b \ h ` n ; r d e c ; \ ; k \ n n d b ; o j p ^ c _ j r i

Texans

5	vs. Oakland 1/7/17 (WC) through vs. Kansas City 1/12/20 (Div)
---	---

Opponent

7	at New England 1/13/13 through vs. Kansas City 1/12/20 (Div)
---	--

admo;_j r i n

Most, Season

49	2012
----	------

Most, Game

25	at New England, 1/13/13 (Div)
24	vs. Cincinnati, 1/5/13 (WC)

Fewest, Season

14	2015
----	------

Fewest, Game

14	at New England, 1/14/17 (Div) vs. Kansas City, 1/9/16 (WC)
----	---

Most Allowed, Season

53	2019
36	2016
	2012

Most Allowed, Game

29	at Kansas City, 1/12/20 (Div)
26	vs. Indianapolis, 1/5/19 (WC)
24	vs. Buffalo, 1/4/20 (WC) at New England, 1/13/13 (Div)

Fewest Allowed, Season

18	2015
----	------

Fewest Allowed, Game

11	at Baltimore, 1/15/12 (Div)
12	vs. Cincinnati, 1/5/13 (WC)

Most, Season, Both Teams

95	2019
85	2012

Most, Game, Both Teams

52	Texans 23 at Kansas City 29, 1/12/20 (Div)
49	Texans 25 at New England 24, 1/13/13 (Div)
43	Texans 19 vs. Buffalo 24, 1/4/20 (WC)

Fewest, Season, Both Teams

32	2015
----	------

Fewest, Game, Both Teams

27	Texans 16 at Baltimore 11, 1/15/12 (Div)
32	Texans 14 vs. Kansas City 18, 1/9/16 (WC)

mpncd b;admo;_j r i n

Most, Season

14	2011
----	------

Most, Game

9	vs. Cincinnati, 1/7/12 (WC)
8	vs. Cincinnati, 1/5/13 (WC)

Fewest, Season

3	2015
7	2018

Fewest, Game

3	vs. Kansas City, 1/9/16 (WC)
---	------------------------------

Most, Season, Opponent

19	2019
13	2012

Most, Game, Opponent

10	vs. Buffalo, 1/4/20 (WC) vs. Indianapolis, 1/5/19 (WC)
9	at Kansas City, 1/12/20 (Div)

Fewest, Season, Opponent

8	2015
---	------

Fewest, Game, Opponent

2	at Baltimore, 1/15/12 (Div)
3	vs. Oakland, 1/7/17 (WC)

k \ n n d b ; a d m o ; _ j r i n

Most, Season

32	2012
----	------

Most, Game

19	at New England, 1/13/13 (Div)
18	at Kansas City, 1/12/20 (Div)

Fewest, Season

10	2015
----	------

Fewest, Game

8	at New England, 1/14/17 (Div)
---	-------------------------------

Most, Season, Opponent

30	2019
23	2016

Most, Game, Opponent

16	at Kansas City, 1/12/20 (Div)
15	at New England, 1/13/13 (Div)
14	vs. Buffalo, 1/4/20 (WC) vs. Indianapolis, 1/5/19 (WC)

Fewest, Season, Opponent

8	2015
---	------

Fewest, Game, Opponent

5	vs. Cincinnati, 1/5/13 (WC)
8	vs. Kansas City, 1/9/16 (WC)

POSTSEASON TEAM RECORDS



admo;_j r i n;] t ;k`i \got

Most, Season

5 2016

Most, Game

3 vs. Oakland, 1/7/17 (WC)

vs. Cincinnati, 1/5/13 (WC)

2 at New England, 1/14/17 (Div)

Fewest, Season

0 2018

Fewest, Game

0 2 times, last; vs. Indianapolis, 1/5/19 (WC)

Most, Season, Opponent

4 2019

2016

Most, Game, Opponent

4 at Kansas City, 1/12/20 (Div)

2 6x, last; vs. Indianapolis, 1/5/19 (WC)

Fewest, Season, Opponent

2 2018

2015

2011

Fewest, Game, Opponent

0 vs. Buffalo, 1/4/20 (WC)

at Baltimore, 1/15/12 (Div)

1 at New England, 1/13/13 (Div)

ad g ;bj \gn

Most, Season

6 2012

Fewest, Season

0 2018

2015

Most Attempted, Season

6 2012

Fewest Attempted, Season

0 2018

2015

Most Attempted, Game

4 vs. Cincinnati, 1/5/13 (WC)

3 at New England, 1/14/17 (Div)

at Baltimore, 1/15/12 (Div)

Most Converted, Game

4 vs. Cincinnati, 1/5/13 (WC)

3 at New England, 1/14/17 (Div)

Consecutive Games Scoring Field Goals

4 1/7/12 – 1/13/13

Most Field Goals Made, Season, Opponent

5 2019

4 2012

Fewest Field Goals Made, Season, Opponent

0 2018

2 2016

Most Field Goals Attempted, Season, Opponent

5 2019

4 2012

2011

Fewest Field Goals Attempted, Season, Opponent

0 2018

2 2016

Most Field Goals Attempted, Game, Opponent

4 vs. Buffalo, 1/4/20 (WC)

3 vs. Kansas City, 1/9/16 (WC)

2 5x - last: at New England, 1/14/17 (Div)

Most Field Goals Converted, Game, Opponent

4 at Kansas City, 1/12/20 (Div)

3 vs. Kansas City, 1/9/16 (WC)

2 4x - last: at New England, 1/14/17 (Div)

Most Field Goals Converted, Game, Both Teams

6 Texans 2 vs. Buffalo 4, 1/4/20 (WC)

Texans 4 vs. Cincinnati 2, 1/5/13 (WC)

5 Texans 3 at New England 2, 1/14/17 (Div)

kpi od b

Most, Season

17 2016

Most, Game

9 vs. Oakland, 1/7/17

Fewest, Season

5 2018

2015

Fewest, Game

3 at Kansas City, 1/12/20 (Div)

vs. Cincinnati, 1/5/13 (WC)

Most Yards, Season

755 2016

Most Yards, Game

414 vs. Oakland, 1/7/17 (WC)

Fewest Yards, Season

228 2015

Fewest yards, Game

126 vs. Cincinnati, 1/5/13 (WC)

137 at Kansas City, 1/12/20 (Div)

182 at New England, 1/13/13 (Div)

Most Punts, Season, Opponent

16 2016

Most Punts, Game, Opponent

10 vs. Oakland, 1/7/17 (WC)

Fewest Punts, Season, Opponent

4 2018, 2015

Fewest Punts, Game, Opponent

3 vs. Cincinnati, 1/7/12 (WC)

POSTSEASON TEAM RECORDS



Most Yards, Season, Opponent

697 2016

Most Yards, Game, Opponent

457 vs. Oakland, 1/7/17 (WC)

Fewest Punting Yards, Season, Opponent

148 2018

Fewest Punting Yards, Game, Opponent

123 at Kansas City, 1/12/20 (Div)

145 vs. Cincinnati, 1/7/12 (WC)

148 vs. Indianapolis, 1/5/19 (WC)

Most Punts, Season, Both Teams

33 2016

Most Punts, Game, Both Teams

19 Texans 9 vs. Oakland 10, 1/7/17 (WC)

Fewest Punts, Season, Both Teams

9 2015

Fewest Punts, Game, Both Teams

7 Texans 3 vs. Kansas City 4, 1/12/20 (Div)

8 Texans 3 vs. Cincinnati 5, 1/5/13 (WC)

8 Texans 5 vs. Cincinnati 3, 1/7/12 (WC)

Highest Punting Average, Season

46.8 2018, 5 punts

Lowest Punting Average, Season

38.5 2012, 5 punts

Highest Punting Average, Game (Minimum 4 punts)

50.2 vs. Cincinnati, 1/7/12 (WC), 5 punts

Highest Punting Average, Season, Opponent

49.7 2012, 10 punts

Highest Punting Average, Game, Opponent (Minimum 4 punts)

52.8 at New England, 1/13/13 (Div), 5 punts

Lowest Punting Average, Season, Opponent

37.0 2018, 4 punts

Lowest Punting Average, Game, Opponent (Minimum 4 punts)

37.0 vs. Indianapolis, 1/5/19 (WC), 4 punts

40.0 at New England, 1/14/17, 6 punts

kpi o;m` opm` n

Most, Season

9 2011

Most, Game

6 at Baltimore, 1/15/12 (Div)

4 vs. Oakland, 1/7/17 (WC)

Fewest, Season

0 2018

2015

Fewest, Game

0 vs. Indianapolis, 1/5/19 (WC)

vs. Kansas City, 1/9/16 (WC)

Most Yards, Season

57 2016

Most Yards, Game

34 at New England, 1/14/17 (Div)

23 vs. Oakland, 1/7/17 (WC)

Fewest Yards, Season

0 2018

2015

Fewest Yards, Game

0 vs. Kansas City, 1/9/16 (WC)

4 at Baltimore, 1/15/12 (Div)

Highest Average, Season

11.0 2019 (2-22)

9.5 2016 (6-57)

Highest Average, Game (Minimum 4 returns)

5.8 vs. Oakland, 1/7/17 (WC)

Lowest Average, Season

0 2018 (0-0)

2015 (0-0)

Lowest Average, Game (Minimum 4 returns)

0.7 at Baltimore, 1/15/12 (Div)

Most Returns, Season, Opponent

10 2016

Most Returns, Game, Opponent

6 vs. Oakland, 1/7/17 (WC)

Fewest Punt Returns, Season, Opponent

2 2018

Fewest Punt Returns, Game, Opponent

0 at Baltimore, 1/15/12 (Div)

1 vs. Buffalo, 1/4/20 (WC)

at New England, 1/13/13 (Div)

Most Punt Return Yards, Season, Opponent

96 2016

Most Punt Return Yards, Game, Opponent

70 vs. Oakland, 1/7/17 (WC)

34 vs. Kansas City, 1/9/16 (WC)

Fewest Punt Return Yards, Season, Opponent

0 2018

Fewest Punt Return Yards, Game, Opponent

0 vs. Indianapolis, 1/5/19 (WC)

at New England, 1/13/13 (Div)

at Baltimore, 1/15/12 (Div)

Highest Punt Return Average, Season, Opponent

10.0 2018 (2-20)

Highest punt return Average, Game, Opponent, (Minimum 4 returns)

11.7 vs. Oakland, 1/7/17 (WC)

Lowest Punt Return Average, Season, Opponent

3 2012 (4-12)

Lowest Punt Return Average, Game, Opponent (Minimum 4 returns)

6.5 at New England, 1/14/17 (Div)

Most Touchdowns, Punt Returns

None

Most Touchdowns, Punt Returns, Opponent

None

POSTSEASON TEAM RECORDS



Return Statistics

Most, Season

7 2012

Most, Game

5 at New England, 1/13/13 (Div)
4 at Baltimore, 1/15/12 (Div)

Fewest, Season

0 2015

Fewest, Game

0 vs. Kansas City, 1/9/16 (WC)
0 vs. Cincinnati, 1/7/12 (WC)

Most Yards, Season

277 2012

Most Yards, Game

230 at New England, 1/13/13 (Div)

Fewest Yards, Season

0 2015

Fewest Yards, Game

0 vs. Kansas City, 1/9/16 (WC)
0 vs. Cincinnati, 1/7/12 (WC)

Highest Average, Season

39.6 2012 (7-277)

Highest Average, Game (Minimum 4 returns)

46.0 at New England, 1/13/13 (Div) (5-230)

Lowest Average, Season

0.0 2015 (0-0)

Lowest Average, Game (Minimum 4 returns)

33.3 at Baltimore, 1/15/12 (Div) (4-133)

Most Returns, Season, Opponent

9 2012

Most Returns, Game, Opponent

6 at Kansas City, 1/12/20 (Div)
vs. Cincinnati, 1/5/13 (WC)
3 3x - last: at New England, 1/14/17 (Div)

Fewest Returns, Season, Opponent

0 2018

Fewest Returns, Game, Opponent

0 vs. Buffalo, 1/4/20 (WC)
vs. Indianapolis, 1/5/19 (WC)
1 vs. Kansas City, 1/9/16 (WC)
at Baltimore, 1/15/12 (Div)
vs. Cincinnati, 1/7/12 (WC)

Most Return Yards, Season, Opponent

207 2012

Most Return Yards, Game, opponent

156 vs. Cincinnati, 1/5/13 (WC)
142 at Kansas City, 1/12/20 (Div)
124 at New England, 1/14/17 (Div)

Fewest Return Yards, Season, Opponent

0 2018

Fewest Return Yards, Game, Opponent

0 vs. Buffalo, 1/4/20 (WC)
vs. Indianapolis, 1/5/19 (WC)

Highest Return Average, Season, Opponent

106.0 2015 (1-106)

Highest Return Average, Game, Opponent (Minimum 4 returns)

26.0 vs. Cincinnati, 1/5/13 (WC) (6-156)

Lowest Return Average, Season, Opponent

0 2018

Lowest Return Average, Game, Opponent (Minimum 4 returns)

23.7 at Kansas City, 1/12/20 (Div) (6-142)
26.0 vs. Cincinnati, 1/5/13 (WC) (6-156)

Most Touchdowns, Kickoff Returns, Season

None

Most Touchdowns, Kickoff Returns, Game

None

Most Touchdowns, Kickoff Returns, Season, Opponent

1 2016
2015

Most Touchdowns, Kickoff Returns, Game, Opponent

1 Dion Lewis, 98 yards at New England, 1/14/17 (Div)
Knile Davis, 106 yards vs. Kansas City, 1/9/16 (WC)

Fumbles

Most Fumbles, Season

4 2019
3 2016
2012
2011

Most Fumbles, Game

3 at Baltimore, 1/15/12 (Div)
at New England, 1/13/13 (Div)
vs. Oakland, 1/7/17 (WC)

Fewest Fumbles, Season

0 2018

Fewest Fumbles, Game

0 vs. Indianapolis, 1/5/19 (WC)
at New England, 1/14/17 (Div)
vs. Cincinnati, 1/5/13 (WC)
vs. Cincinnati, 1/7/12 (WC)

Most Fumbles Lost, Season

2 2019
1 2015
2011

Most Fumbles Lost, Game

1 at Kansas City, 1/12/20 (Div.)
vs. Buffalo, 1/4/20 (WC)
vs. Kansas City, 1/9/16 (WC)
at Baltimore, 1/15/12 (Div)

Fewest Fumbles Lost, Season

0 2018
2016
2012

Fewest Fumbles Lost, Game

0 6x - last: vs. Indianapolis, 1/5/19 (WC)

POSTSEASON TEAM RECORDS



Most Touchdowns, Fumble Recovery, Season

None

Most Touchdowns, Fumble Recovery, Game

None

Most Fumbles, Season, Opponent

4 2019
2011

Most Fumbles, Game, Opponent

3 at Baltimore, 1/15/12 (Div)
2 at Kansas City, 1/12/20 (Div)
vs. Buffalo, 1/4/20 (WC)
at New England, 1/14/17 (Div)

Fewest Fumbles, Season, Opponent

0 2018
2015

Fewest Fumbles, Game, Opponent

0 4x - last: vs. Indianapolis, 1/5/19 (WC)

Most Fumbles Lost, Season, Opponent

2 2019

d o`m^`koq i n

Most Interceptions, Season

5 2016

Most Interceptions, Game

3 vs. Oakland, 1/7/17 (WC)
vs. Cincinnati, 1/7/12 (WC)
2 at New England, 1/14/17 (Div)

Fewest Interceptions, Season

0 2019
1 2018
2015
2012

Fewest Interceptions, Game

0 at Kansas City, 1/12/20 (Div)
vs. Buffalo, 1/4/20 (WC)
at New England, 1/13/13 (Div)
at Baltimore, 1/15/12 (Div)

Most Interceptions, Season, Opponent

4 2015

Most Interceptions, Game, Opponent

4 vs. Kansas City, 1/9/16 (WC)
3 at New England, 1/14/17 (Div)
at Baltimore, 1/15/12 (Div)

Fewest Interceptions, Season, Opponent

0 2019
1 2018

Fewest Interceptions, Game, Opponent

0 at Kansas City, 1/12/20 (Div)
vs. Buffalo, 1/4/20 (WC)
vs. Oakland, 1/7/17 (WC)
vs. Cincinnati, 1/7/12 (WC)
1 at New England, 1/13/13 (Div)

vs. Cincinnati, 1/5/13 (WC)

Most Interception Return Yards, Season

42 2016

Interceptions Returned for Touchdowns, Season

1 2011

Most Interception Return Yards, Game

29 vs. Oakland, 1/7/17 (WC)
28 vs. Cincinnati, 1/7/12 (WC)

Interceptions Returned for Touchdowns, Game

1 vs. Cincinnati, 1/7/12 (WC)

Interceptions Returned for Touchdowns, Season, Opponent

1 2012

Interceptions Returned for Touchdowns, Game, Opponent

1 vs. Cincinnati, 1/5/13 (WC)

Most Interception Return Yards, Season, Opponent

58 2016

Most Interception Return Yards, Game, Opponent

58 at New England, 1/14/17 (Div)
35 vs. Kansas City, 1/9/16 (WC)
21 vs. Cincinnati, 1/5/13 (WC)

oj o\g;opmi j q`nm

Most Giveaways, Season

5 2015 (4 interceptions, 1 fumble)

Fewest Giveaways, Season

1 2018 (1 interception)

Most Giveaways, Game

5 vs. Kansas City, 1/9/16 (WC) (4 interceptions, 1 fumble)
4 at Baltimore, 1/15/12 (Div) (3 interceptions, 1 fumble)
3 at New England, 1/14/17 (Div) (3 interceptions)

Fewest Giveaways, Game

0 vs. Oakland, 1/7/17 (WC)
vs. Cincinnati, 1/7/12 (WC)

Most Takeaways, Season

6 2016 (5 interceptions, 1 fumble)
3 2011 (3 interceptions)

Fewest Takeaways, Season

1 2018 (1 interception)
2015 (1 interception)
2012 (1 interception)

Most Takeaways, Game

3 at New England, 1/14/17 (Div) (2 interceptions, 1 fumble)
vs. Oakland, 1/7/17 (WC) (3 interceptions)
vs. Cincinnati, 1/7/12 (WC) (3 interceptions)

Fewest Takeaways, Game

0 at New England, 1/13/13 (Div)
at Baltimore, 1/15/12 (Div)

POSTSEASON TEAM RECORDS



n\^f n

n\^f n

Most Sacks, Season

9 2011

Most Sacks, Game

5 at Baltimore, 1/15/12 (Div)

4 vs. Cincinnati, 1/7/12 (WC)

Fewest Sacks, Season

0 2018

Fewest Sacks, Game

0 vs. Indianapolis, 1/5/19 (WC)

1 at Kansas City, 1/12/20 (Div)

at New England, 1/13/13 (Div)

2 at New England, 1/14/17 (Div)

vs. Cincinnati, 1/5/13 (WC)

Most Sacks, Season, Opponent

12 2019

3 2018

2016

2015

Most Sacks, Game, Opponent

7 vs. Buffalo, 1/4/20 (WC)

5 at Kansas City, 1/12/20 (Div)

3 vs. Indianapolis, 1/5/19 (WC)

at New England, 1/14/17 (Div)

vs. Kansas City, 1/9/16 (WC)

Fewest Sacks, Season, Opponent

1 2012

Fewest Sacks, Game, Opponent

0 vs. Cincinnati, 1/5/13 (WC)

0 at Baltimore, 1/15/12 (Div)

0 vs. Oakland, 1/7/17 (WC)

k\^n n; _ `a`i _ ` _

Game

13 vs. Oakland, 1/7/17 (WC)

n\^oof n

Season

None

Game

None

Game, Opponent

None

k`i \god n

Most Penalties, Season

12 2016

Most Penalties, Game

8 vs. Indianapolis, 1/5/19 (WC)

7 3x - last: at Kansas City, 1/12/20 (Div)

Fewest Penalties, Season

4 2015

Fewest Penalties, Game

3 at New England, 1/13/13 (Div)

at Baltimore, 1/15/12 (Div)

Most Yards Penalized, Season

140 2016

Most Yards Penalized, Game

87 at Kansas City, 1/12/20 (Div)

vs. Cincinnati, 1/7/12 (WC)

75 at New England, 1/14/17 (Div)

Fewest Yards Penalized, Season

29 2015

Fewest Yards Penalized, Game

20 vs. Buffalo, 1/4/20 (WC)

at New England, 1/13/13 (Div)

at Baltimore, 1/15/12 (Div)

Most Penalties, Season, Opponent

13 2016

Most Penalties, Game, Opponent

8 vs. Oakland, 1/7/17 (WC)

7 vs. Buffalo, 1/4/20 (WC)

5 4x - last: at New England, 1/14/17 (Div)

Fewest Penalties, Season, Opponent

2 2018

Fewest Penalties, Game, Opponent

0 at Baltimore, 1/15/12 (Div)

2 vs. Indianapolis, 1/5/19 (WC)

Most Yards Penalized, Season, Opponent

113 2016

Most Yards Penalized, Game, Opponent

64 vs. Buffalo, 1/4/20 (WC)

63 vs. Oakland, 1/7/17 (WC)

56 at New England, 1/13/13 (Div)

Fewest Yards Penalized, Season, Opponent

10 2018

Fewest Yards Penalized, Game, Opponent

0 at Baltimore, 1/15/12 (Div)

10 vs. Indianapolis, 1/5/19 (WC)

Most Penalties, Season, Both Teams

25 2016

Most Penalties, Game, Both Teams

15 Texans 7 vs. Oakland 8, 1/7/17 (WC)

12 Texans 7 vs. Cincinnati 5, 1/5/13 (WC)

Fewest Penalties, Season, Both Teams

9 2015

Fewest Penalties, Game, Both Teams

3 Texans 3 at Baltimore 0, 1/15/12 (Div)

8 Texans 3 at New England 5, 1/13/13 (Div)

Texans 5 vs. Cincinnati 3, 1/7/12 (WC)

POSTSEASON TEAM RECORDS



Most Yards Penalized, Season, Both Teams

253 2016

Most Yards Penalized, Game, both teams

128 Texans 65 vs. Oakland 63, 1/7/17 (WC)

125 Texans 75 at New England 50, 1/14/17 (Div)

Fewest Yards Penalized, Season, Both Teams

77 2018

Fewest Yards Penalized, Game, Both Teams

20 Texans 20 at Baltimore 0, 1/15/12 (Div)

76 Texans 20 at New England 56, 1/13/13 (Div)

Attendance

Home Games

71,800 vs. Kansas City, 1/9/16 (WC)

71,798 vs. Indianapolis, 1/5/19 (WC)

71,790 vs. Oakland, 1/7/17 (WC)

71,738 vs. Cincinnati, 1/5/13 (WC)

71,725 vs. Cincinnati, 1/7/12 (WC)

71,699 vs. Buffalo, 1/4/20 (WC)

Away Games

73,503 at Kansas City, 1/12/20 (Div)

71,547 at Baltimore, 1/15/12 (Div)

68,756 at New England, 1/13/13 (Div)

66,829 at New England, 1/14/17 (Div)



Real Magic™

Coca-Cola®

Real Magic™

