

TENNESSEE TITANS TENNESSEE TITANS TENNESSEE TITANS TENNESSEE TITANS TENNESSEE TITANS TENNESSEE TITANS



2022 TENNESSEE TITANS

# MEDIA GUIDE



**ASCENSION SAINT THOMAS SPORTS PARK**

460 Great Circle Rd.  
Nashville, TN 37228  
615-565-4000  
(same for training camp)

**TRAINING CAMP**

Ascension Saint Thomas Sports Park

**NISSAN STADIUM/TICKET OPERATIONS**

One Titans Way  
Nashville, TN 37213  
615-565-4200 (Ticket Dept.)  
615-565-4300 (Nissan Stadium Administration)  
Capacity: 69,143  
Online: [NissanStadium.com](https://www.NissanStadium.com), [TennesseeTitans.com/tickets](https://www.TennesseeTitans.com/tickets)

**TITANS FOOTBALL COMMUNICATIONS**

615-565-4100  
Robbie Bohren Vice President, Football Communications  
Jim Wyatt Senior Writer/Editor  
Dwight Spradlin Director of Media Relations  
Jared Puffer Media Relations Manager  
Kim Smith Media Relations Coordinator  
Micah Banks Media Relations Seasonal Assistant

**TITANS' OFFICIAL WEBSITE**

[www.TennesseeTitans.com](https://www.TennesseeTitans.com)

**MOBILE APP**

[apps.yinzcam.com/nfl/ten](https://apps.yinzcam.com/nfl/ten)

**SOCIAL MEDIA**

Facebook: @titans  
Instagram: @titans  
TikTok: @titans  
Twitter: @titans  
YouTube: /titans

**ONLINE MEDIA RESOURCES**

[www.TennesseeTitans.com/media](https://www.TennesseeTitans.com/media)  
[www.TennesseeTitans.com/mediaguide](https://www.TennesseeTitans.com/mediaguide)

**TITANS COLORS**

Titans Blue (Pantone 279), Titans Navy (289), Titans Red (186), Titans Silver (877 metallic), White, DK Steel Grey (425), Wolf Grey (429)

**DIVISION/CONFERENCE/LEAGUE TITLES**

- Two AFL Championships (1960, 1961)
- One AFC Championship (1999)
- Four AFL Eastern Division Championships (1960, 1961, 1962, 1967)
- Four AFC South Division Championships (2002, 2008, 2020, 2021)
- Three AFC Central Division Championships (1991, 1993, 2000)
- Four AFL Championship Game Appearances (1960, 1961, 1962, 1967)
- Five AFC Championship Game Appearances (1978, 1979, 1999, 2002, 2019)
- One Super Bowl Appearance (XXXIV)
- 25 Playoff Appearances (1960, 1961, 1962, 1967, 1969, 1978, 1979, 1980, 1987, 1988, 1989, 1990, 1991, 1992, 1993, 1999, 2000, 2002, 2003, 2007, 2008, 2017, 2019, 2020, 2021)

**TITANS/OILERS ALL-TIME RECORD**

**Regular Season:** **463-480-6**  
Home: 265-208-2  
Road: 198-272-4  
As Titans: 196-173-0  
As Oilers: 267-307-6  
**Postseason:** **17-23**  
Home: 6-7  
Road: 11-15  
Super Bowl (XXXIV): 0-1

**2022 TITANS SCHEDULE**

## PRESEASON

Day	Date	Opponent	Kickoff	TV
Thu	8/11	at Baltimore	6:30 p.m.	WKRN
Sat	8/20	TAMPA BAY	6 p.m.	WKRN
Sat	8/27	ARIZONA	6 p.m.	WKRN

## REGULAR SEASON

Day	Date	Opponent	Kickoff	TV
Sun	9/11	N.Y. GIANTS	3:25 p.m.	FOX
Mon	9/19	at Buffalo	6:15 p.m.	ESPN
Sun	9/25	LAS VEGAS	Noon	FOX
Sun	10/2	at Indianapolis	Noon	FOX
Sun	10/9	at Washington	Noon*	CBS
Sun	10/16	BYE		
Sun	10/23	INDIANAPOLIS	Noon*	CBS
Sun	10/30	at Houston	3:05 p.m.*	CBS
Sun	11/6	at Kansas City	7:20 p.m.*	NBC
Sun	11/13	DENVER	Noon*	CBS
Thu	11/17	at Green Bay	7:15 p.m.	Prime Video
Sun	11/27	CINCINNATI	Noon*	CBS
Sun	12/4	at Philadelphia	Noon*	FOX
Sun	12/11	JACKSONVILLE	Noon*	CBS
Sun	12/18	at L.A. Chargers	3:25 p.m.*	CBS
Sat	12/24	HOUSTON	Noon*	CBS
Thu	12/29	DALLAS	7:15 p.m.	Prime Video
Sat-Sun	1/7-1/8	at Jacksonville	TBD	TBD

All kickoff times Central

\* Time, TV subject to change

**FRANCHISE TIMELINE**

1960–1996 Houston Oilers  
1997 Team Relocates from Houston to Nashville  
1997 Tennessee Oilers (Liberty Bowl, Memphis)  
1998 Tennessee Oilers (Vanderbilt Stadium, Nashville)  
1999–Present Tennessee Titans (Nissan Stadium, Nashville)

**FRANCHISE CAREER RECORD HOLDERS**

Rushing Yards	Eddie George (1996–2003)	10,009
Passing Yards	Warren Moon (1984–1993)	33,685
Receiving Yards	Ernest Givins (1986–1994)	7,935
Receptions	Ernest Givins (1986–1994)	542
Interceptions	Jim Norton (1960–1968)	45
Sacks	Elvin Bethea (1968–1983)	105
Field Goals	Al Del Greco (1991–2000)	246
Points	Al Del Greco (1991–2000)	1,060
Touchdowns	Eddie George (1996–2003)	74
Wins (Coach)	Jeff Fisher (1994–2010)	147
Wins (QB)	Steve McNair (1995–2005)	81

**FRANCHISE SEASON RECORD HOLDERS**

Rushing Yards	Derrick Henry (2020)	2,027
Passing Yards	Warren Moon (1991)	4,690
Receiving Yards	Charlie Hennigan (1961)	1,746
Receptions	Charlie Hennigan (1964)	101
Interceptions	Fred Glick (1963)	12
	Mike Reinfeldt (1979)	12
Sacks	Elvin Bethea (1973)	17
Field Goals	Al Del Greco (1998)	36
Points	Ryan Succop (2017)	136
	Al Del Greco (1998)	136
Touchdowns	Earl Campbell (1979)	19



# MEDIA GUIDE TABLE OF CONTENTS

## TEAM INFORMATION (2-6)

Fingertip Information . . . . .	2
Table of Contents . . . . .	3
Staff Directory . . . . .	4-6

## TITANS EXECUTIVES (7-14)

Amy Adams Strunk . . . . .	8
Burke Nihill . . . . .	9
Jon Robinson . . . . .	10-11
Gil Beverly . . . . .	11
Adolpho Birch III . . . . .	12
Ryan Cowden . . . . .	12
Vin Marino . . . . .	13
Shannon Myers . . . . .	13
Adam Nuse . . . . .	14
Dan Werly . . . . .	14

## COACHING STAFF (15-39)

Mike Vrabel . . . . .	16-17
Shane Bowen . . . . .	18
Todd Downing . . . . .	19
Craig Aukerman . . . . .	20
Brian Bell . . . . .	21
Chase Blackburn . . . . .	21-22
Scott Booker . . . . .	22
Kylan Butler . . . . .	23
Keith Carter . . . . .	23-24
Ryan Crow . . . . .	24
Tony Dews . . . . .	25
Erik Frazier . . . . .	26
Jason Houghtaling . . . . .	26-27
Tim Kelly . . . . .	27-28
Bobby King . . . . .	28-29
Zak Kuhr . . . . .	29
Clinton McMillan . . . . .	30
Anthony Midget . . . . .	30-31
Rob Moore . . . . .	31-32
Pat O'Hara . . . . .	32-33
Frank Piraino . . . . .	34
Tyler Rouse . . . . .	34
Jim Schwartz . . . . .	35-36
Luke Steckel . . . . .	36
John Streicher . . . . .	37
Mike Sullivan . . . . .	37-38
Terrell Williams . . . . .	38-39

## VETERANS & DRAFT PICKS (40-240)

Rosters . . . . .	41-47
Alphabetical . . . . .	41-42
Numerical . . . . .	42-44
Pronunciation Guide . . . . .	44
Positional . . . . .	45-46
How They Were Built . . . . .	47
Ola Adeniyi . . . . .	48-49
Denico Autry . . . . .	50-53
Aaron Brewer . . . . .	54-55
Randy Bullock . . . . .	56-61
Treyton Burks . . . . .	62-63
Kevin Byard . . . . .	64-69
Chance Campbell . . . . .	70-71
Trenton Cannon . . . . .	72-73
Shyheim Carter . . . . .	74
Tory Carter . . . . .	75-76
Rodney Clemons . . . . .	77
Dylan Cole . . . . .	78-80
Morgan Cox . . . . .	81-82
Zach Cunningham . . . . .	83-86
Nate Davis . . . . .	87-88
Christian DiLauro . . . . .	89
Bud Dupree . . . . .	90-93
Caleb Farley . . . . .	94-95
Dez Fitzpatrick . . . . .	96-97
Kristian Fulton . . . . .	98-99
Carson Green . . . . .	100
Juwan Green . . . . .	101
Da'Shawn Hand . . . . .	102-103
Hassan Haskins . . . . .	104-105

Derrick Henry . . . . .	106-113
Dontrell Hilliard . . . . .	114-116
Cody Hollister . . . . .	117-118
Amani Hooker . . . . .	119-121
Austin Hooper . . . . .	122-125
Tommy Hudson . . . . .	126-127
Chris Jackson . . . . .	128-129
Theo Jackson . . . . .	130-131
Ben Jones . . . . .	132-134
Jamarco Jones . . . . .	135
Joe Jones . . . . .	136-137
Naquan Jones . . . . .	138-139
Joshua Kalu . . . . .	140-142
Brett Kern . . . . .	143-151
Mason Kinsey . . . . .	152
Harold Landry III . . . . .	153-157
Justin Lawler . . . . .	158-159
Corey Levin . . . . .	160-161
Taylor Lewan . . . . .	162-164
David Long Jr. . . . .	165-167
Greg Mabin . . . . .	168-170
Josh Malone . . . . .	171-172
Roger McCreary . . . . .	173-174
Racey McMath . . . . .	175-176
Elijah Molden . . . . .	177-178
A.J. Moore Jr. . . . .	179-180
Briley Moore . . . . .	181
Daniel Munyer . . . . .	182-183
Larrell Murchison . . . . .	184-185
Chig Okonkwo . . . . .	186-187
Nicholas Petit-Frere . . . . .	188
Kyle Philips . . . . .	189-190
Dillon Radunz . . . . .	191-192
Monty Rice . . . . .	193-194
Jordan Roos . . . . .	195
Jeffery Simmons . . . . .	196-199
Buster Skrine . . . . .	200-203
Kevin Strong . . . . .	204-205
Geoff Swaim . . . . .	206-209
Ryan Tannehill . . . . .	210-217
Teair Tart . . . . .	218-219
DeMarcus Walker . . . . .	220-221
Rashad Weaver . . . . .	222-223
Nick Westbrook-Ikhine . . . . .	224-226
Jordan Wilkins . . . . .	227-228
Chris Williamson . . . . .	229-230
Malik Willis . . . . .	231-232
Robert Woods . . . . .	233-237
Logan Woodside . . . . .	238-240

## ROOKIE FREE AGENTS (241-250)

David Anenih . . . . .	242
Tre Avery . . . . .	242
Julius Chestnut . . . . .	243
Haskell Garrett . . . . .	243
Kenneth George Jr. . . . .	244
Jack Gibbens . . . . .	244
Michael Griffin II . . . . .	245
Hayden Howerton . . . . .	245
Brandon Lewis . . . . .	246
Jalen McKenzie . . . . .	246
Xavier Newman . . . . .	246
Thomas Odukoya . . . . .	247
Sam Okuyinonu . . . . .	247
Jayden Peavy . . . . .	248
Reggie Roberson Jr. . . . .	248
Andrew Ruppich . . . . .	249
Caleb Shudak . . . . .	249
Ryan Stonehouse . . . . .	250
Tre Swilling . . . . .	250

## 2021 REVIEW (251-310)

2021-22 Transactions . . . . .	252-255
Participation Chart . . . . .	256-257
Regular Season Stats . . . . .	258
Regular Season Defensive Stats . . . . .	259
Postseason Stats . . . . .	260
Postseason Defensive Stats . . . . .	261

Game-by-Game Team Stats . . . . .	262-263
Postseason Game-by-Game Team Stats . . . . .	264
Game-by-Game Starters . . . . .	265
Game-by-Game Leaders . . . . .	266
Game-by-Game Individual Stats . . . . .	266-288
Field Goals and Scoring . . . . .	289-292
Game Summaries . . . . .	293-310

## RECORDS (311-354)

All-Pro and Pro Bowl Leaders . . . . .	312
League Season Leaders . . . . .	312
Leaders by Category . . . . .	313-317
Year-by-Year Leaders . . . . .	317-321
Individual Records . . . . .	322-333
Team Records . . . . .	334-341
Two-Point Conversions . . . . .	341-343
Shutouts . . . . .	343
Game-Winning Field Goals . . . . .	344
All-Time Return Touchdowns . . . . .	345-346
Top Performances . . . . .	346-353
100-Yard Rushing Games . . . . .	346-348
300-Yard Passing Games . . . . .	348-349
100-Yard Receiving Games . . . . .	349-351
Career 100- and 300-Yard Games . . . . .	352
Top Performances by Teammates . . . . .	353
Largest Win/Loss Margins . . . . .	354

## HISTORY (355-536)

Year-by-Year Stats, 1960-2021 . . . . .	356-417
Preseason . . . . .	418-420
All-Time Summary . . . . .	418
Year-by-Year Results . . . . .	418-420
Titans vs. the NFL . . . . .	421-428
Summary . . . . .	421
Team-by-Team Results . . . . .	422-428
Titans and the NFL Draft . . . . .	429-443
All-Time First-Rounders . . . . .	429
All-Time Selections . . . . .	430-442
Picks by University . . . . .	443
Trade History, 1997-2022 . . . . .	444-450
Free Agency History . . . . .	451-453
All-Time Coaches Roster . . . . .	454
Head Coaches Summary . . . . .	455
All-Time Player Roster . . . . .	456-465
All-Time Jersey Numbers . . . . .	466-473
Practice Squad Players . . . . .	474-476
NFL Europa Players . . . . .	477
Starting Quarterback Summary . . . . .	477
Year-by-Year Starting Quarterbacks . . . . .	478-483
Honors . . . . .	484-492
All-Pro Selections . . . . .	484-487
Pro Bowl Selections . . . . .	488-489
Miscellaneous Honors . . . . .	489-492
Titans/Oilers Hall of Fame . . . . .	492
Pro Football Hall of Famers . . . . .	493-503
Retired Jersey Numbers . . . . .	504
Oilers Logo History . . . . .	505
Stadium History . . . . .	506
Historical Highlights . . . . .	507-524
Win/Loss Records . . . . .	525-527
Home/Away Records . . . . .	525
Month-by-Month Records . . . . .	526
Situational Win-Loss Records . . . . .	527
Primetime Results . . . . .	528-529
Overtime History . . . . .	530-532
Hottest/Coldest Games . . . . .	532
All-Time Offensive Yards/Rankings . . . . .	533
All-Time Defensive Yards/Rankings . . . . .	534
Attendance . . . . .	535-536

## PLAYOFF HISTORY (537-574)

Franchise Playoff Game History . . . . .	538
All-Time Playoff Leaders . . . . .	539
Individual Records . . . . .	540-545
Team Records . . . . .	545-550
Big Days/Playoffs . . . . .	550
Game Summaries . . . . .	551-574



## TITANS STAFF DIRECTORY

### OWNERSHIP

Amy Adams Strunk . . . . Chairman, Board of Directors  
 Kenneth S. Adams, IV . . Board of Directors  
 Barclay Adams  
 Susan Lewis

### GENERAL MANAGER

Jon Robinson . . . . . Executive Vice President/General Manager

### HEAD COACH

Mike Vrabel . . . . . Head Coach

### EXECUTIVE LEADERSHIP

Burke Nihill . . . . . President & CEO  
 Gil Beverly . . . . . Senior Vice President, Chief Marketing &  
 Revenue Officer  
 Adolpho Birch III . . . . Senior Vice President, Business Affairs & Chief  
 Legal Officer  
 Surf Melendez . . . . . Vice President & Executive Creative Director  
 Shannon Myers . . . . . Senior Vice President & Chief Financial Officer  
 Adam Nuse . . . . . Senior Vice President, Business Operations  
 Dan Werly . . . . . Senior Vice President, General Counsel & Chief  
 of Staff

### COACHING

Craig Aukerman . . . . . Special Teams  
 Brian Bell . . . . . Sports Performance Coordinator  
 Chase Blackburn . . . . Assistant Special Teams  
 Scott Booker . . . . . Safeties  
 Shane Bowen . . . . . Defensive Coordinator  
 Kylan Butler . . . . . Offensive Assistant  
 Keith Carter . . . . . Offensive Line  
 Ryan Crow . . . . . Outside Linebackers  
 Tony Dews . . . . . Running Backs  
 Todd Downing . . . . . Offensive Coordinator  
 Erik Frazier . . . . . Offensive Skill Assistant  
 Jason Houghtaling . . . . Offensive Line Assistant  
 Tim Kelly . . . . . Passing Game Coordinator  
 Bobby King . . . . . Inside Linebackers  
 Zak Kuhr . . . . . Inside Linebackers Assistant  
 Clinton McMillan . . . . Defensive Assistant  
 Anthony Midget . . . . . Secondary  
 Rob Moore . . . . . Wide Receivers  
 Pat O'Hara . . . . . Quarterbacks  
 Frank Piraino . . . . . Sports Performance Director  
 Tyler Rouse . . . . . Sports Performance Assistant  
 Jim Schwartz . . . . . Senior Defensive Assistant  
 Luke Steckel . . . . . Tight Ends  
 John Streicher . . . . . Football Development Coordinator  
 Mike Sullivan . . . . . Assistant Offensive Line  
 Terrell Williams . . . . . Defensive Line

### FOOTBALL ADMINISTRATION

Max Curtis . . . . . Coordinator, Football Administration & Executive  
 Assistant to EVP/General Manager  
 Vin Marino . . . . . Vice President, Football Administration

### FOOTBALL COMMUNICATIONS

Robbie Bohren . . . . . Vice President, Football Communications  
 Jim Wyatt . . . . . Senior Writer & Editor  
 Dwight Spradlin . . . . Director, Media Relations  
 Jared Puffer . . . . . Manager, Media Relations  
 Kim Smith . . . . . Coordinator, Media Relations  
 Micah Banks . . . . . Seasonal Media Relations Assistant

### PLAYER PERSONNEL

Ryan Cowden . . . . . Vice President, Player Personnel  
 Monti Ossenfort . . . . Director, Player Personnel  
 Brian Gardner . . . . . Director, Pro Scouting  
 Jon Salge . . . . . Director, College Scouting  
 Kevin Turks . . . . . Assistant Director, Pro Scouting  
 Adam Bondi . . . . . Lead Developer, Football Technology  
 Matt Iammarino . . . . . Assistant Developer, Analytical Football Research  
 Jay Thomas . . . . . Personnel Analyst  
 Casey Callahan . . . . Area Scout  
 Patrick Callaway . . . . Area Scout  
 TJ Earley . . . . . Area Scout  
 Tom Roth . . . . . Area Scout  
 Wes Slay . . . . . Area Scout  
 Matt Miller . . . . . College Scout  
 Mike Boni . . . . . National Scout  
 Dale Thompson . . . . National Scout  
 Blaise Taylor . . . . . Pro Scout  
 Brandon Taylor . . . . Pro Scout  
 Rob Riederer . . . . . Coordinator, Pro Scouting  
 Patrick Woo . . . . . Coordinator, College Scouting  
 Corey Cooper . . . . . Scouting Assistant  
 Mical Johnson . . . . . Scouting Assistant  
 Aaron Sanders . . . . . Scouting Assistant

### PLAYER ENGAGEMENT

Chic Ejiasi . . . . . Director, Player Engagement  
 James Mitchell . . . . . Coordinator, Organizational Life Enrichment &  
 Team Chaplain

### EQUIPMENT

Joey Barranco . . . . . Head Equipment Manager  
 Jerome Kline . . . . . Equipment Assistant  
 Paul Noska . . . . . Equipment Manager  
 Matt Thompson . . . . . Equipment Assistant

### FOOTBALL TECHNOLOGY

Anthony Pastrana . . . . Vice President, Football Technology  
 Craig Patterson . . . . Assistant Director, Video  
 Ben Lawson . . . . . Video Assistant

### TEAM OPERATIONS

Brent Akers . . . . . Vice President, Team Operations  
 Chris Matusek . . . . . Director, Football Facilities & Team Operations  
 Nick Hardesty . . . . . Team Operations Assistant  
 Luke Morrow . . . . . Team Operations Assistant  
 David Maynor . . . . . Maintenance Technician



## TITANS STAFF DIRECTORY

### MEDICAL STAFF

Todd Toriscelli . . . . . Vice President, Sports Medicine  
 Matt Gregg . . . . . Associate Head Athletic Trainer  
 Salvador Lopez . . . . . Director, Sports Rehabilitation  
 Mike Micca . . . . . Assistant Athletic Trainer & Physical Therapist  
 Cam Baker . . . . . Assistant Athletic Trainer  
 Jon Takahashi . . . . . Assistant Athletic Trainer  
 Clay Taylor . . . . . Assistant Athletic Trainer  
 Lauren Silvio . . . . . Nutrition Coordinator  
 Dr. Thomas Byrd . . . . . Team Physician  
 Dr. Daniel Lamar . . . . . Team Physician  
 Dr. Damon Petty . . . . . Team Physician  
 Dr. John Williams . . . . . Team Physician  
 Dr. John Zvijac . . . . . Team Physician

### BROADCASTING

Mike Keith . . . . . Vice President, Broadcasting  
 Amie Wells . . . . . Associate Director, Broadcasting  
 Jeanette Morley . . . . . Coordinator, Broadcast Production  
 Jack Mummert . . . . . Coordinator, Broadcast Production

### BUSINESS INTELLIGENCE & ANALYTICS

Alex Knodel . . . . . Senior Director, Business Intelligence  
 Tommy Francis . . . . . Director, Business Intelligence  
 Catie Hopkins . . . . . Senior Manager, Paid Media  
 Casey Dant . . . . . Data Analyst  
 Cody King . . . . . Business Insights Analyst  
 Sara DeVene . . . . . Coordinator, CRM  
 Alyssa Gallegos . . . . . Coordinator, Paid Media

### COMMUNITY IMPACT

Ralph Ockenfels . . . . . Vice President, Business Development  
 Tina Tuggle . . . . . Vice President, Community Impact  
 Johari Matthews . . . . . Programs Director  
 Jackie Goodwin . . . . . Manager, Community Impact & Gameday Entertainment  
 Susanna Adams . . . . . Coordinator, Community Impact  
 Justin Sullivan . . . . . Mascot Coordinator  
 Jeremy Schutte . . . . . Assistant, Community Impact  
 T-Rac . . . . . Mascot

### CORPORATE PARTNERSHIPS

Gary Treangen . . . . . Vice President, Head of Corporate Partnerships & Activation  
 Brad McClanahan . . . . . Senior Director, Corporate Partnerships  
 Tate Kelly . . . . . Director, Corporate Partnerships  
 Patrick Scully . . . . . Director, Corporate Partnerships  
 McKenzie Benoit . . . . . Manager, Client Services & Activation  
 Amanda Lockwood . . . . . Manager, Corporate Partnerships Activation  
 Lynne McCracken . . . . . Manager, Client Services  
 Kaity Diskerud . . . . . Senior Coordinator, Corporate Partnerships Activation

### CREATIVE, CONTENT & EVENT PRODUCTION

David Schindler . . . . . Senior Director/Executive Producer, Event Presentation & Production  
 Brian Myers . . . . . Senior Director, Production, Broadcast & Technology  
 Nate Bain . . . . . Director, Social Media & Influencer Marketing Strategy  
 Kris Bazen . . . . . Design Director  
 Nik Conklin . . . . . Director, Video Content  
 Julia Perkins . . . . . Director, Project Management  
 Donald Page . . . . . Associate Director, Photography  
 Ashley Farrell . . . . . Broadcast & Digital Producer  
 Todd Gray . . . . . Video Content Producer  
 Steve Wisinski . . . . . Content Producer, Live Events & Broadcast  
 Troy Wisneski . . . . . Social Video Producer  
 Kyle Holly . . . . . Manager, Production Engineering & Operations  
 Cameron Faulkner . . . . . Coordinator, Photography  
 Allie Mobley . . . . . Project Coordinator  
 Emily Starkey . . . . . Manager, Social Media  
 Katie Moseley . . . . . Coordinator, Social Media  
 Israel Vaides . . . . . Creative Videographer/Editor

### FINANCE

Patrick Byrd . . . . . Senior Director, Finance & Controller  
 Cam Cooper . . . . . Director, Financial Planning & Analysis  
 Shereme Siewnarine . . . . . Senior Director, Finance  
 Ryan Thramer . . . . . Director, Finance  
 Shannon McPeters . . . . . Payroll & Accounting Services  
 Nick Hahn . . . . . Manager, Accounting  
 LeeAnder Holden . . . . . Specialist, Accounting  
 Ben Rutter . . . . . Specialist, Accounting

### GROUNDS

Terry Porch . . . . . Director, Sports Field  
 Michael Henry . . . . . Manager, Sports Field  
 Dudley Johnson . . . . . Coordinator, Sports Field  
 Zachary McPherson . . . . . Sports Field Assistant  
 Chris Olson . . . . . Sports Field Assistant  
 Elijah Potter . . . . . Sports Field Assistant  
 Joey Thomas . . . . . Sports Field Assistant

### HUMAN RESOURCES

Allie Lessmiller . . . . . Director, Human Resources  
 Hailey Langowski . . . . . Manager, Human Resources  
 Erin Martindale . . . . . Coordinator, Human Resources

### INFORMATION TECHNOLOGY

Russ Hudson . . . . . Vice President, Information Technology  
 Canton Cooper . . . . . Director, Information Technology  
 Paul Fenner . . . . . Manager, Information Systems  
 Jonnie Raber . . . . . Network Manager  
 Colton Belmondo . . . . . Information Technology Assistant  
 Willie Nelson . . . . . Information Systems Assistant  
 Anthony King . . . . . Tech Support Specialist

### LEGAL

Valeria Williams . . . . . Associate General Counsel  
 Jorene Martin . . . . . Legal Project Manager



## TITANS STAFF DIRECTORY

### MARKETING & COMMUNICATIONS

Kate Guerra . . . . . Vice President, Marketing & Communications  
 Josh Corey . . . . . Director, Marketing - Youth & Community Engagement  
 Jenny DeLoach . . . . . Director, Marketing - Fan Engagement  
 Jeff Harding . . . . . Director, Digital Strategy  
 Savannah Howie . . . . . Manager, Public Relations & Corporate Communications  
 Caroline Palmer . . . . . Manager, Youth & Community Engagement  
 Emily Fields . . . . . Coordinator, Marketing & Fan Engagement  
 Chris Lee . . . . . Coordinator, Marketing & Fan Engagement  
 Claire Stefanelli . . . . . Coordinator, Digital Platforms

### SECURITY

John Albertson . . . . . Director, Security  
 Brett Bumpus . . . . . Manager, Security & Safety  
 Jeb Johnston . . . . . Coordinator, Security  
 Enoch Lankford . . . . . Security Shift Supervisor  
 Sarah Lund . . . . . Security Shift Supervisor  
 Dennis Smith . . . . . Security Shift Supervisor

### STADIUM EVENTS AND EXPERIENCE

Ashlee Stokely . . . . . Vice President, Stadium Events & Experience  
 Rachel Guymon . . . . . Director, Special Events  
 Sam Fischer . . . . . Manager, Stadium Experience  
 Austin Mitchell . . . . . Manager, Stadium Events  
 Haley Schaafsma . . . . . Manager, Special Events  
 Keith Bremer . . . . . Senior Coordinator, Stadium Experience  
 Austin Kindred . . . . . Senior Coordinator, Stadium Experience  
 Leah Allison . . . . . Coordinator, Special Events  
 Gaby Bardfield . . . . . Coordinator, Stadium Events  
 Colleen Coomes . . . . . Stadium & Events Assistant

### STADIUM OPERATIONS

Bob Flynn . . . . . Vice President, Facilities & Game Day Operations  
 David Haywood . . . . . Director, Guest Safety  
 Jeremy Wells . . . . . Director, Stadium Operations  
 Derek Amelunke . . . . . Manager, Audio/Visual  
 Floyd Hyde . . . . . Manager, Stadium Safety  
 James Peterson . . . . . Manager, Stadium Operations  
 George Sargent . . . . . Manager, Engineering  
 Jeni Zahn . . . . . Manager, Guest Safety  
 Marterrio Johnson . . . . . Coordinator, Stadium Operations  
 Scot Baldwin . . . . . Electrician  
 Jose Reyes . . . . . Maintenance Technician  
 Jerry Woodall . . . . . Maintenance Technician  
 Tim Young . . . . . Maintenance Technician  
 Jim Bohling . . . . . Operations Technician  
 Clifford Thomas . . . . . Operations Technician  
 Les Carlisle . . . . . Security Shift Supervisor  
 James Strohmeier . . . . . Security Shift Supervisor  
 Ryan Peters . . . . . Security Shift Supervisor

### STRATEGIC OPERATIONS

Kellen DeCoursey . . . . . Project Executive  
 Katie Lilford . . . . . Administrative Officer  
 Ginny Needham . . . . . Associate Chief of Staff  
 Carter Speers . . . . . Manager, Strategic Operations  
 Maddie Burnett . . . . . Office Coordinator  
 Leticia Johnson . . . . . Executive Assistant

### TICKETING

Brooke Ellenberger . . . . . Vice President, Ticketing  
 Stephanie Atkins . . . . . Vice President, Client Services & Hospitality  
 Andy Bradshaw . . . . . Senior Director, Premium Sales & Hospitality  
 Jim Rice . . . . . Senior Director, Ticket Sales  
 Chris Sprunger . . . . . Senior Director, Ticket Operations  
 Erica Gallardo . . . . . Director, Membership Services  
 Matt Mango . . . . . Director, Group Sales  
 Joey Meredith . . . . . Director, Ticket Sales  
 Drew Silver . . . . . Director, Premium Sales  
 Katie Grubbs . . . . . Associate Director, Premium Experience  
 Matt Youtsey . . . . . Associate Director, Ticket Operations  
 Taylor Dawson . . . . . Manager, Membership Experience & Communications  
 Lauren Dilger . . . . . Manager, Ticket Operations  
 Cooper Fazio . . . . . Manager, Ticket Operations  
 Ali MirRasekhian . . . . . Manager, Premium Sales  
 Tramaine Parks . . . . . Manager, Inside Sales  
 Kady Cox . . . . . Coordinator, Premium Services  
 Ryan Geissbuhler . . . . . Coordinator, Ticket Operations - Finance  
 Cat Hunt . . . . . Specialist, Premium Experience  
 Justin Ventline . . . . . Senior Account Executive, Business Development  
 Cole Horan . . . . . Senior Account Executive, Group Sales  
 Ryan Logan . . . . . Senior Account Executive, Membership Services  
 Jordan Johnson . . . . . Account Executive, Business Development  
 Brandon Yunker . . . . . Account Executive, Business Development  
 Bryanna Graham . . . . . Account Executive, Group Sales  
 Natalie Page . . . . . Account Executive, Group Sales  
 Ben Stefaniak . . . . . Account Executive, Group Sales  
 Carli Anderson . . . . . Account Executive, Ticket Sales  
 Kevin Coleman . . . . . Account Executive, Ticket Sales  
 Sara Gonzalez . . . . . Account Executive, Ticket Sales  
 Mike Scharfenberg . . . . . Account Executive, Ticket Sales  
 Seth Suckow . . . . . Account Executive, Ticket Sales  
 Cameron Vinson . . . . . Account Executive, Ticket Sales  
 Daniella Bernasconi . . . . . Account Executive, Club Membership Services  
 Timara Gore . . . . . Account Executive, Club Membership Services  
 Jacob Carli . . . . . Account Executive, Membership Services  
 Corbin Cothren . . . . . Account Executive, Membership Services  
 Drew Nipper . . . . . Account Executive, Membership Services




TENNESSEE TITANS

**EXECUTIVES**



# AMY ADAMS STRUNK

CONTROLLING OWNER AND CHAIRMAN, BOARD OF DIRECTORS



Amy Adams Strunk assumed the role of controlling owner of the team in March 2015. She also serves as the co-chairman of the franchise's Board of Directors.

In her time as controlling owner Strunk has transformed the franchise through her vision, commitment and decisions that have set the team on an ascending trajectory. She hired Jon Robinson as General Manager and Mike Vrabel as Head Coach, while installing Steve Underwood first and then Burke Nihill to the position of President/CEO. Additionally, she has annually committed significant resources to upgrade Nissan Stadium and the team's practice facility, Ascension Saint Thomas Sports Park. Strunk also continues to grow the administrative staff for the franchise with significant additions across all departments.

All those changes and investments translated to success on the field as the Titans went from a three-win team in 2015, to posting six consecutive winning seasons, playoff berths in four of the last five years, a trip to the AFC Championship game in 2019, back-to-back division titles (2020, 2021) and the top seed in the AFC playoffs in 2021. It was the franchise's first division title since 2008, first consecutive division titles since 1960-62, first appearance in the AFC Championship game since 2002, and the streak of six consecutive winning seasons is the longest in the "Titans era" (1999-present).

In the spring of 2018, she collaborated with Nashville city officials to secure the 2019 NFL Draft for downtown Nashville. By any measure, the 2019 NFL Draft was the most successful in NFL history, drawing a record 600,000 fans to downtown Nashville over the three-day event and setting television ratings records. In June of 2019, Strunk was honored by the Tennessee Sports Hall of Fame as the "Tennessean of the Year," for her role in bring the NFL Draft to Nashville and her work to transform the franchise into a consistent winner.

Impacting communities has been an important centerpiece of her ownership tenure. Last year, a combined \$200,000 (monetary donation and in-kind aid) went to support the Waverly (Tenn.) community following devastating flooding. When a tornado struck Nashville and Middle Tennessee in 2020, Strunk stepped up to donate \$1 million from the Titans Foundation to the Community Foundation of Middle Tennessee to help those affected by the disaster. In July 2019, Strunk presented \$450,000 in grant funding to 10 local non-profit organizations.

One of the daughters of Titans franchise founder K.S. "Bud" Adams, Jr., Strunk was raised on football and is proud of her father's role in founding the American Football League as well as the decades of leadership he provided not only to the Titans franchise, but also to the National Football League. Her goal is to build upon that legacy and establish the Titans as one of the league's elite franchises.

An independent businesswoman for more than 30 years, Strunk is the owner and president of both Kenada Farms and the Little River Oil and Gas Company. She has been significantly involved in the family's farming and ranching businesses, including serving as the vice president of Bud Adams Ranches, Inc.

"I believe in hiring good people and letting them do their jobs," said Strunk. "Everything should revolve around what's best for the Titans and not around the owner. While I talk frequently with the leaders of the Titans as I do with all of our family's companies, the people in our football operations need the control and latitude necessary to create an exciting and competitive team. "Our business staff needs the same freedom in order for our organization to reach its full potential and to continue to create a first-class fan experience at Nissan Stadium. Decisions will always be made based on what is the best for the team to reach our goals of becoming one of the elite franchises of the NFL and enriching the communities of Nashville and Middle Tennessee.

"Nashville is one of the most dynamic and rapidly growing cities in the nation with a very promising future," said Strunk. "We are proud to be a part of Nashville and Middle Tennessee, and we want the Titans to be a leader in providing opportunities for people and businesses in the city and the region to achieve their dreams."

In 2016, Strunk was appointed to the NFL's Hall of Fame Committee. Her appointment continues a family legacy, as her father was a long-time member of the committee. Additionally, in 2017, Strunk was named to the Board of Trustees for the Pro Football Hall of Fame.

A graduate of the University of Texas with a degree in history, Strunk is an avid horse enthusiast whose other interests include farming, ranching, tennis and a variety of other outdoor activities. She also served as a volunteer coach of both the boys and girls varsity tennis teams at her daughter's high school.

Never one to turn down a challenge, during the 2017 offseason, Strunk accepted an invitation to skydive with members of the Army's Golden Knights to kick off draft week.

Strunk is married to her husband Bill. She has three children — Tracy, Tommy, and Blanche, who are all avid sports fans and outdoor enthusiasts.



# BURKE NIHILL

## PRESIDENT AND CEO



Burke Nihill is in his seventh season with the Titans in 2022, and his third as the team's President and CEO. He originally joined the organization as General Counsel in 2016, was elevated to Vice President and General Counsel in 2019 and Senior Vice President – Business Operations & Chief Legal Officer in 2020.

Taking the reins in May of 2020, his first two seasons as the team President and CEO were defined by progress and change on many fronts. Among Burke's early projects was to develop a new mission statement – "Win, Serve, Entertain" - which has become a centering statement around decision-making for the franchise. The statement guides all aspects of the organization – football, ticketing, sponsorships, community impact, content creation, fan engagement, stadium management.

Burke was a central figure in the remodeling and additions to the team headquarters, Ascension Saint Thomas Sports Park. Overseeing a project that more than doubled the facility's size, the new building brought the vast majority the team's employees together under one roof for the first time, which will enhance the ability of departments to collaborate and communicate more efficiently.

Additionally, Burke has been at the forefront of the discussions with Metro Nashville government and the State of Tennessee about a re-imagined stadium along the city's East Bank.

In 2020, Burke took over as President in the middle of the COVID-19 pandemic and guided the franchise through an array of challenges. During 2020 season, the Titans were one of only 14 NFL teams to host fans for the majority of their games and it was the culmination of months of preparation to host fans safely.

In his previous roles with the team, Burke oversaw the club's legal and human resources functions and worked on club initiatives related to state and local government, company culture, and general business planning and strategy for both the Titans and Nissan Stadium. During his time with the Titans, he has participated in the negotiation of club contracts with team sponsors, media rights partners, stadium vendors, and major concert and event promoters. Burke was instrumental in Nashville's effort to secure and execute the 2019 NFL Draft.

Before joining the Titans, Burke worked in various legal and management roles across a range of industries, including technology, big-box retail, and professional services.

Burke received his bachelor's degree in Business Administration from Illinois Wesleyan University and his law degree with honors from Chicago-Kent College of Law.

Burke lives in the Nashville area, with his wife, Holly, and their three children.



*Burke Nihill was named Titans President and CEO in 2020.*

# JON ROBINSON

## EXECUTIVE VICE PRESIDENT/GENERAL MANAGER



Jon Robinson enters his seventh season as the team's general manager. He was hired in January of 2016 and was promoted in 2017 to executive vice president/general manager.

Robinson's work in his first six years helped the team go from three wins in the season prior to his arrival to six consecutive winning seasons, earning playoff berths in four of the past five seasons, a spot in the 2019 AFC Championship Game, back-to-back AFC South division titles (2020, 2021) and the AFC's number one seed in 2021. Robinson also is the only general manager in franchise history to oversee six consecutive winning seasons. Currently, the Titans and Kansas City are the only NFL teams without a losing season from 2016 to 2021. In re-constructing the roster during his tenure with the team, Robinson has selected 52 players in the draft, engineered 29 trades, made 17 waiver claims and hundreds of free agent signings.

Leading into the 2022 season, Robinson traded a 2023 sixth-round pick for veteran wide receiver Robert Woods from the Los Angeles Rams and signed two-time Pro Bowl tight end Austin Hooper, while making a draft day trade to acquire first and third round selections from Philadelphia for wide receiver A.J. Brown. Additionally, the Titans added several offensive pieces in the draft - wide receiver Treylon Burks (first round), offensive lineman Nicholas Petit-Frere (third round), quarterback Malik Willis (third round), running back Hassan Haskins (fourth round), tight end Chig Okonkwo (fourth round) and wide receiver Kyle Philips (fifth round).

The 2021 season was one of successes and challenges, as the team captured their second division title in as many years and the best record in the AFC, while fielding an NFL-record 91 players over the course of the season. In preparing for the 2021 season, Robinson made key additions to bolster both sides of the ball by signing free agents outside linebacker Bud Dupree, defensive lineman Denico Autry and cornerback Jackrabbit Jenkins and trading for wide receiver Julio Jones. The draft saw the addition of cornerback Caleb Farley and offensive lineman Dillon Radunz in the first two rounds. In season, Robinson claimed linebacker Zach Cunningham off waivers from division rival Houston.

In 2020, Robinson assembled a team that captured the first division title (11-5 record) and hosted their first home playoff game since 2008. Tennessee did so while navigating the challenges associated with the COVID-19 pandemic. Coming off a successful 2019 campaign, Robinson locked up running back Derrick Henry and quarterback Ryan Tannehill to long-term contracts headed into the 2020 season. Those two keyed an offense that ranked second in the NFL in total offense (396.4 yards/gm) and fourth in scoring offense (30.7 points/gm). The Titans yardage total was the most in franchise history and Henry became just the eighth player in NFL history to surpass 2,000-rushing yards in a season (2,027).

In the 2019 offseason, Robinson added key veterans to bolster the roster, engineering a trade with Miami that brought Tannehill to the team, while also adding guard Rodger Saffold, wide receiver Adam Humphries and outside linebacker Cameron Wake. Robinson also was able to keep two key contributors on the roster, re-signing safety Kenny Vaccaro and punter Brett Kern. On draft day, Robinson added Mississippi State defensive lineman Jeffery Simmons in the first round and wide receiver A.J. Brown from Ole Miss in the second round.

Early in the 2018 unrestricted free agent signing period, Robinson targeted a pair of former New England Patriots: cornerback Malcolm Butler and running back Dion Lewis. During the 2018 NFL Draft, Robinson used trades to move up three times as he selected linebackers Rashaan Evans and Harold Landry.

During the 2017 offseason, Robinson used free agency to address needs on defense and special teams. Most notably, he spearheaded deals for

cornerback Logan Ryan (New England), safety Johnathan Cyprien (Jacksonville) and special teams Pro Bowler Brynden Trawick (Oakland).

In the 2017 NFL Draft, Robinson spent first-round picks on wide receiver Corey Davis (fifth overall) and cornerback Adoree' Jackson (18th overall). It marked the first time the franchise had a pair of first-round draft selections since 1987. Overall, the members of the 2017 draft class combined for 76 games played and 42 starts as rookies.

In his first year as an NFL general manager, Robinson's leadership and decision-making helped the Titans triple their win total from the previous season, finishing 9-7 in 2016 after a 3-13 finish in 2015. The six-win improvement tied for the most in franchise history (1967 and 1974) and doubled the previous club benchmark for the most wins in the first year under a new general manager (three by Bum Phillips in 1975).

Within the first four months at his post, Robinson pulled the trigger on several key personnel decisions. On March 9, 2016, he made his first major acquisition, swapping fourth-round draft picks with the Philadelphia Eagles in exchange for running back DeMarco Murray. The trade provided major dividends in 2016, as Murray led the AFC and ranked third in the NFL with 1,287 rushing yards.

Around the same time, Robinson began to work the free agent market. Ben Jones and wide receiver Rishard Matthews highlighted the haul, and both were instrumental in helping to transform the Titans offense into the 11th-ranked unit in the NFL in 2016. Jones started all 16 games and keyed a rushing attack that ranked third in the league, while Matthews set career highs with 65 receptions (tied for the team lead), a team-high 945 receiving yards and a team-high nine touchdown receptions. The latter number tied for sixth in the NFL and tied for ninth in franchise history.

On April 14, 2016, two weeks before the NFL Draft, Robinson and the Titans dealt the first overall pick to the Los Angeles Rams in one of the biggest trades in recent NFL history. The Titans gave up the No. 1 pick and a fourth-rounder in order to receive the 15th overall pick, two second-rounders and a third-rounder in 2016, plus the Rams' first- and third-round picks in 2017. From 1990-2015, there were seven trades involving the No. 1 overall pick, but this was the first since 2004, when the San Diego Chargers selected Eli Manning with the first pick and dealt his rights to the New York Giants.

The Titans had their hands at one point or another on 17 selections in the 2016 draft due to five different trades (including one trade in 2015), and in the end, they ended up with a class of 10 players, including four of the



*Jon Robinson is in his seventh season with the Titans.*

top 45 picks. Robinson swung a draft-day trade with the Cleveland Browns to move back up to the eighth slot to choose Michigan State tackle Jack Conklin.

All 10 members of Robinson's first draft class played in at least one game in 2016. They accumulated a total of 110 games played and 38 starts, including 16 starts at right tackle by Conklin. The eighth-overall pick capped his successful rookie campaign by being named first-team All-Pro by Associated Press. Other rookies in 2016 who made significant contributions included Henry, safety Kevin Byard and fifth-round wide receiver Tajaé Sharpe. Byard earned first-team All-Pro honors and a Pro Bowl berth in his second season.

Robinson arrived in Tennessee with a wide range of experience from working his way up on the personnel side of the NFL. From 2014–2015, he served as director of player personnel for the Buccaneers and oversaw both college and pro departments as the team rebuilt its roster. The 2015 Buccaneers draft class made a significant impact, including four rookie starters: quarterback Jameis Winston, tackle Donovan Smith, guard Ali Marpet and linebacker Kwon Alexander.

Prior to joining Tampa Bay, Robinson spent 12 years with the New England Patriots, including his last five years (2009-13) as the director of college scouting. In the five years heading up their college scouting, the Patriots

added a number of key components to their roster that won the Super Bowl in 2014, including wide receiver Julian Edelman, defensive back Devin McCourty, tight end Rob Gronkowski, tackle Nate Solder and defensive end Chandler Jones. He joined the Patriots as an area scout in 2002, a role he served for four seasons. Robinson then spent two years (2006-07) as a regional scout, before being promoted to assistant director of college scouting in 2008 and then director of college scouting in 2009. In his time scouting for the Patriots the team won 10 division titles, four conference titles and two Super Bowls (2003, 2004).

Robinson played three years at Southeast Missouri State as a defensive lineman after starting his college career at the Air Force Academy. Following his college career as a player, he spent one season (1998) coaching at his alma mater and three years (1999-2001) coaching at Nicholls State.

A native of Union City, Tenn., Robinson and his wife, Jaimie, have two daughters, Taylor and Bailey.

He and his wife are deeply involved in the Juvenile Diabetes Research Foundation (JDRF), as the disease affects their oldest daughter, Taylor. In 2018, the Robinsons chaired the JDRF Gala in Nashville which raised over \$1.8 million for diabetes research.

## GIL BEVERLY

SENIOR VICE PRESIDENT/CHIEF MARKETING & REVENUE OFFICER

Gil Beverly enters his fourth season with the Titans and his second as Senior Vice President/Chief Marketing & Revenue Officer. In his role, he directs Ticketing, Marketing, Corporate Partnerships and Business Intelligence. He joined the team in 2019 as team's Vice President of Brand, Marketing & Communications.

Over his first three years with the team, he has spearheaded innovation, engagement, synergy and new ideas across all areas he oversees. The results have been clearly apparent for the organization and for the fan base.

In 2021, the Titans debuted a number of new initiatives to engage with the local market, including a partnership with Williamson County Schools that launched the first-ever Girls Flag Football league in the state of Tennessee. The success of the program led to the flag program expanding to Metro Nashville schools in 2022. Beverly also directed a move to bring more local food selections to Nissan Stadium, introducing "Nashville Flavor," which included Nashville favorites – Martin's Barbecue, Slim & Husky's Pizza and Party Fowl. The team also created the first "Battle of the Bands" competition, where bands vied for a chance to play at halftime of a Titans game. All of these initiatives culminated in a record attendance number for the Monday Night Football game against Buffalo in October.

In 2020, working with local and national health experts, the Titans were one of a handful of NFL teams to host fans for the majority of the season at limited capacity. With the challenges associated with a season being played during a pandemic, Beverly's team found new ways to connect with fans at home. The team hosted a Virtual Draft Party around the NFL Draft and launched a variety of content series that gave fans an inside look at players' lives away from the football field. The organization also debuted a brand campaign called "Tennessee Tough" that illustrated the resiliency, unity and hope of Tennessee community. The campaign featured video assets as well as a new downtown mural spanning over 130 feet. As COVID-19 restrictions eased, the Titans hosted several in-person 'Celebrate 615' events in tribute to the city of Nashville.

In his first season with the Titans, Beverly challenged and guided departments to find innovative ways to engage with fans. Highlights on the marketing side included a joint venture with Lipscomb University on the development and launch of the cartoon character "Titan Man," a series of Pop Up Shop parties to introduce new merchandise to a younger demographic and "Titans Art Rush," an art show that featured Titans-centric photos and artwork. On the ticketing side, the team introduced a digital season ticket for new fans, the "Fireball Fast Pass," and a season ticket member reward program, "The 22nd Element."

Before joining the Titans, Beverly worked as Vice President, Partnership Solutions for Learfield IMG-College. In this role he oversaw the development of marketing & sponsorship programs across over 200 collegiate athletics departments and other related sports properties. In doing so, he helped to create and drive partnerships with a range of Fortune 500 companies including Allstate, Nissan and State Farm, among others.

Prior to his experience at Learfield, Beverly served as Vice President College Sports Marketing for ESPN. In doing so, he was involved in development of sponsorship architecture and promotional strategy around various media properties including the College Football Playoff, SEC Network, College GameDay and Tournament Challenge, among others.


A native of Evanston, Ill., Beverly graduated from the undergraduate division of the Wharton School of Business at the University of Pennsylvania. He then went on to secure his MBA from the Warsaw Sports Marketing Center at the University of Oregon.





# ADOLPHO BIRCH III

SENIOR VICE PRESIDENT/CHIEF LEGAL OFFICER



Adolpho Birch is in his third season with the Titans as Senior Vice President & Chief Legal Officer. He joined the organization in 2020 after spending 23 years at the NFL's league headquarters in New York. Birch's responsibilities with the Titans include league and legal affairs, government relations, DEI efforts, community impact and the Titans Foundation.

Since returning to Nashville, Birch has been a catalyst for enhancing the team's Community Impact footprint and reformulating the vision and reach of the Titans Foundation. He also has taken on a key role in the advancement of a re-imagined stadium and development along the city's East Bank, working with Metro Nashville and the State of Tennessee and leading stakeholder engagement efforts throughout the state.

As an advisor to Commissioners Paul Tagliabue and Roger Goodell, Birch held several senior-level roles during his time at NFL headquarters. Prior to leaving for the Titans, Birch served as the NFL's Senior Vice President of Labor Policy & League Affairs. In that capacity, he had a leading role in negotiating and enforcing critical policies affecting the integrity of the game, including those on substances of abuse, performance-enhancing drugs, gambling and personal conduct. He also advanced the NFL's legislative, political and regulatory interests on key issues such as youth concussion laws, the league's tax status and the FCC's blackout rule. In supervising the NFL's player engagement efforts, he focused on continuing education, financial education, career development and clinical assistance to support player and employee off-field success. Additionally, he served on executive working groups and cross-organizational committees including those related to sponsorship, legalized sports betting, media advertising policy and disaster relief.

Prior to his career with the NFL, Birch clerked for the Honorable Thomas A. Wiseman, Jr., Chief Judge of the U.S. District Court for the Middle District of Tennessee. He then worked in private practice in Houston as an associate at Fulbright & Jaworski (now Norton Rose Fulbright) and later a labor and litigation boutique.


A Nashville native and graduate of Father Ryan High School, Birch attended Vanderbilt University Law School as a Patricia Roberts Harris Scholar, serving on the Editorial Board of the Vanderbilt Law Review and earning his juris doctorate in 1991. He did his undergraduate work at Harvard University, where he graduated with honors in government.

Birch is involved in many professional and philanthropic organizations, including the Vanderbilt University Board of Trust (Secretary); Sports Lawyers Association (Board of Directors); Partnership Tennessee; Partnership for Clean Competition (Board of Governors); and the Business of Sports School, New York City (Industry Advisory Board), and was named a Best of the Bar honoree by the Nashville Business Journal in 2021 and 2022. In May 2021, he was elected to the Board of Directors for Ingram Industries. That same month, he was elected to serve as a director for the national Horseracing Integrity and Safety Authority. In January 2022, he was appointed to the Tennessee Access to Justice Commission.

His father, A.A. Birch, Jr., was the first African American Chief Justice of the Tennessee Supreme Court and became the first judge to serve at every level of the Tennessee judiciary. In 2006, the city of Nashville named its new criminal justice building after him. His mother, Dr. Janet Winifred Scott Birch, was a longtime Professor of Clinical Psychology at Meharry Medical College and active community leader.

# RYAN COWDEN

VICE PRESIDENT OF PLAYER PERSONNEL



Ryan Cowden is in his 23rd NFL season and his seventh with the Titans. In 2018, he was promoted to Vice President of Player Personnel. He originally joined the franchise in 2016, as the Director of Player Personnel.

Cowden oversees all areas of the scouting department, both college and pro, including advance scouting, free agency preparation, and evaluation of players in the NFL and all other professional leagues. In addition, he assists with college scouting and preparation for the NFL Draft.

He joined the Titans after 16 years with the Carolina Panthers. In Carolina, Cowden last held the title of Assistant Director of College Scouting, a position he held for two years. Prior to that role, he served as the team's National Scout/Senior College Scout for two years (2012-14) and was a national scout from 2008-12.

Cowden originally joined the Panthers as a scouting assistant in 2000. He became an area scout in 2001 and was responsible for the southeast area from 2001-07. During his time in Carolina, the franchise won two NFC titles, five division crowns and advanced to the playoffs six times.

Cowden and his wife, Dana, have a son, Noah, and a daughter, London.

## VIN MARINO

### VICE PRESIDENT OF FOOTBALL ADMINISTRATION

Vincent Marino is in his 16th season with the Titans and 12th as Vice President of Football Administration in 2022. He originally joined the organization in 2007, as the Senior Director of Football Administration after spending 18 years at the NFL offices in New York.

Marino's primary responsibilities include the management of the Titans' salary cap and player contract negotiations. He interacts closely with Titans General Manager Jon Robinson on numerous football-related issues.

Marino also serves as the Titans liaison with the NFL office regarding labor and contract issues as well as player personnel matters. In 2014, he was selected to participate in the prestigious NFL's Career Development Symposium at the Wharton School of Business in Philadelphia. Currently, he is a member of the NFL Player Insurance Trust; and additionally, he sits on the appeals panels for the NFL Player Tuition Assistance Plan and the NFL Severance Pay Plan.

During his time with the NFL's Management Council, Marino spent eight years in the Player Personnel Department (Analyst, 1990-95; Manager/Player Personnel, 1995-98) and eight years in Labor Operations (Sr. Manager of Labor Operations, 1998-03), the last three as the Director of Labor Operations (2003-06). Marino gained expertise in various capacities

and his experience includes: being a primary club contact for player contract valuations, enforcing the rules of the CBA (collective bargaining agreement), salary cap regulation and participating in a strategic group related to forming the CBA between the league and the players.

Additionally, he has assisted the league in Super Bowl game operations and has served as a replay communicator at numerous games during his tenure. He originally joined the NFL as an assistant in the Public Relations department, where he spent two years.

Born and raised in the Bronx, N.Y., Marino graduated from the Bronx High School of Science and went on to earn summa cum laude honors from Fordham University. While at Fordham, he earned a communications degree and is a member of Phi Beta Kappa.

Marino and his wife, Nikoleta, have two sons: Nikolas and Alexander.



## SHANNON MYERS

### SENIOR VICE PRESIDENT & CFO

Shannon Myers enters her second season with the Titans in 2022, and first as Senior Vice President & Chief Financial Officer. She originally joined the franchise as Vice President of Finance in 2021.

Myers oversees the financial operations for the Tennessee Titans, Nissan Stadium and the Tennessee Titans Foundation. Her primary responsibilities include management of all corporate accounting and financial reporting, as well as establishing budgets, forecasting and managing cash flow. Myers champions the club's data-driven mindset and utilizes data analytics to maximize efficiencies in the business planning process. Along with the club's finance department, she also oversees the club's human resources department which focuses on people and culture. Her primary responsibilities include employee engagement, benefits administration and compensation analysis. She also recently created a Titans Professional Women's Network and looks forward to pioneering the creation of additional Employee Resources Groups (ERGs).

Prior to joining the club, Myers worked in public accounting with Ernst & Young (EY) in Nashville for over 10 years. As an Assurance Senior Manager with EY, she advised clients on technical accounting issues, financial reporting

requirements, process improvement opportunities and strengthening internal controls. While at EY, she held several leadership roles including co-leading the Nashville Professional Women's Network, founding/leading the Nashville Working Mom's Network, serving on the Nashville People Advisory Forum, and serving as a member of the EY Faculty Network instructing various internal EY training events.

Myers is a native of Portage, Mich. She is a graduate of Western Kentucky University, where she was captain of the softball team her senior season and majored in accounting. She is currently a registered Certified Public Accountant (CPA) in the State of Tennessee. Family is very important to her as she enjoys spending time with her husband, Graham, and their three boys Brayden, Easton and Cole. She is also passionate about serving in the community with her fellow Titans family.



## ADAM NUSE

### SENIOR VICE PRESIDENT, BUSINESS OPERATIONS

Adam Nuse enters his second season with the Titans in 2022, and his first as Senior Vice President, Business Operations. He originally joined the franchise in 2021, as the Vice President of Business Operations.

Nuse leads the team's Stadium Operations, Facilities, Events, Fan Experience and IT functions.

Prior to joining the Titans in 2021, Nuse spent five seasons as General Manager and Chief Operating Officer of the Nashville Sounds, overseeing all day-to-day operations related to the organization. Under his leadership, the Sounds broke attendance records and were regularly recognized by industry publications as leaders in operational excellence and fan experience. Most recently, in 2019 Baseball America awarded the Sounds with its prestigious Freitas Award in recognition of the club's community involvement, long-term business success and consistent operational excellence.

Nuse currently serves on the Nashville Sports Council Board of Directors and the Nashville Sports Authority's Women's Professional Sports Committee. He also serves on the board of directors for Boy Scouts of America, Middle Tennessee and the Bowling Green East Little League.

The Texas native holds a bachelor's degree in business administration from the University of Oklahoma, a master's degree in sports administration from Wichita State University, and a doctorate in organizational leadership from Western Kentucky University.



## DANIEL WERLY

### SENIOR VICE PRESIDENT, GENERAL COUNSEL & CHIEF OF STAFF

Werly is entering his third season with the Titans in 2022 and first as Senior Vice President, General Counsel & Chief of Staff. Werly originally joined the Titans in 2020, as General Counsel and was promoted to Vice President, General Counsel & Chief of Staff in 2021.

Werly's responsibilities include oversight of the club's legal matters related to the Titans and Nissan Stadium. He also oversees the club's Strategic Operations department.

Prior to joining the Titans in June 2020, Werly was the first General Counsel of Nashville Soccer Club and worked at several law firms, primarily focusing on representing professional sports teams and leagues. He sits on the boards of W.O. Smith School of Music and the Pedigree Foundation and is on the Advisory Board of the American Bar Association's Sports Division. He has also served as an Adjunct Professor of Law at Vanderbilt University Law School.

Werly is from Libertyville, Ill., and earned his Bachelor's degree in Sports Studies/Business Legal Studies from Miami University and his Juris Doctorate from Georgetown University Law Center.

Dan resides in Nashville with his wife Liz, sons Jack and Campbell, and their dog Birdie.








TENNESSEE TITANS  
**COACHING STAFF**



# MIKE VRABEL

## HEAD COACH



Mike Vrabel is in his fifth season with the Titans after being named the 19th head coach in franchise history on Jan. 20, 2018. In February 2022, he received a contract extension from Titans controlling owner Amy Adams Strunk.

During his first four seasons in Tennessee, Vrabel led the Titans to a 43-27 overall record and three postseason appearances. He joined Jack Pardee and Jerry Glanville as the only head coaches in team annals to preside over at least three playoff squads in their initial four seasons as head coach, and he tied Pardee (43-26) for the most total wins by a head coach in his first four seasons with the organization. The Titans won back-to-back AFC South titles in 2020 and 2021, marking the first time the organization accomplished the feat since the Oilers won the first three AFL Eastern division titles from 1960 to 1962. The team had not gone to the playoffs in three consecutive seasons since a seven-year postseason stretch by the Oilers from 1987 to 1993.

Vrabel received one of the NFL's highest honors when he was named the Associated Press NFL Coach of the Year after directing the Titans to a 12-5 regular-season record in 2021. The Titans won the AFC South, and they claimed the top seed in the AFC playoff field for the first time since 2008. They did so despite needing to use 91 total players during the season—the most in NFL history in a non-strike year. From after the final preseason roster cuts through the end of the season, the team placed 26 different players on injured reserve and 21 different players on the reserve/COVID-19 list, plus additional practice squad players that received those designations.

The 2021 Titans ranked second in rushing defense (84.6 yards allowed per game), 12th in total defense (329.8), sixth on third down (36.7 percent), sixth in scoring defense (20.8 points per game) and ninth in sacks (43). Offensively, the Titans finished fifth in rushing (141.4 yards per game) despite missing Derrick Henry for nine games due to injury. The offense also ranked eighth on third down (43.6 percent), fifth in the red zone (63.9 percent) and first in goal-to-go efficiency (87.5 percent).

Situationally, Vrabel's teams fared among the NFL leaders in several categories during his first four seasons as head coach. From 2018 to 2021, their .909 winning percentage (40-4) in regular season games in which they had a fourth-quarter lead ranked second in the NFL behind the New Orleans Saints (.939). In the same time period, the Titans had a .714 winning percentage in three-point games (15-6), which led the league. Vrabel's team was 5-1 in overtime games from 2018 through 2021, tying the Saints (5-1) for the most overtime wins.



From 2018 to 2021, the Titans had the NFL's second-best rushing offense, averaging 143.7 rushing yards per game. Only the Baltimore Ravens were better (173.6). On the other side of the ball, the Titans ranked seventh in rushing defense, allowing 106.2 rushing yards per contest. Also from 2018 to 2021, the Titans tied for eighth in scoring defense (22.0 opponent points per game) and tied for the eighth-best turnover margin (+13). The Titans were called for 370 penalties from 2018 through 2021, which was the sixth-fewest total in the NFL.

In 2020, the Titans made their second consecutive playoff appearance under Vrabel. The Titans won the 2020 AFC South title with an 11-5 record in the regular season, claiming their best record and first division title since going 13-3 in 2008. They finished with a 5-1 record within the division and a 6-2 mark in road games, all while navigating the challenges of the COVID-19 pandemic.

The Titans led the NFL in 2020 with a plus-11 turnover differential. Their 23 takeaways ranked seventh in the NFL, while their 12 turnovers were the second-fewest in the league and tied for the ninth-lowest number since the NFL went to a 16-game schedule in 1978.

The Titans tied for second place in total offense (396.4 yards per game) and ranked fourth in scoring offense (30.7 points per game) in 2020. They became the first team in NFL history to generate at least 2,500 rushing yards (2,690) and 3,500 net passing yards (3,653) while surrendering 25 or fewer sacks (25). Their 6,343 total yards and 381 first downs established franchise records, while their 491 points amounted to the organization's second-best total. The Titans joined the 1997 Detroit Lions as the only teams in NFL history to feature a 2,000-yard rusher (2,027 by Henry), a 3,000-yard passer (3,819 by Ryan Tannehill) and a 1,000-yard receiver (1,075 by A.J. Brown).

In 2019, Vrabel led the franchise to the AFC Championship game for the first time since 2002, after posting his second consecutive 9-7 mark in the regular season. His 20 wins over the first two seasons were the second most in franchise history (Pardee, 21 wins) and he became the first head coach to win multiple playoff games within the first two years. The 2019 Titans became just the third team since 1990 to start the season 2-4 or worse and reach the Championship Game (2002, Titans and 1996, Jacksonville).

The 2019 squad ranked in the NFL's top 10 in scoring margin (eighth, +71), turnover margin (sixth, +6), offensive yards per play (fourth, 6.12), rushing offense (third, 138.9 yards per game), red-zone efficiency (first, 75.6 percent), total touchdowns (tied for third, 54) and third-down defense (eighth, 36.3 percent). Individually, Henry led the NFL in rushing, Tannehill was the league's highest rated passer and Brown was the NFL's leading rookie receiver.

In his first season as a head coach, Vrabel guided the Titans to a 9-7 record and to within one game of a playoff berth, all while playing one of the NFL's toughest schedules. The Titans played a league-high nine games during the regular season against seven eventual playoff teams, and their four wins against playoff clubs tied for the most in the league. Only New England, the Los Angeles Rams and Carolina had as many. The Titans committed only 82 penalties in 2018. Not only was that number the best in franchise history over a 16-game season, it was the lowest total by an NFL team since 2014.

The Titans improved from having the 13th-ranked NFL defense in 2017 to an eighth-overall ranking in 2018 (333.4 yards allowed per game). They finished third in scoring defense at 18.9 points allowed per game, recording their best mark since 2008. The 2018 Titans defense also ranked second

in the red zone (44.7 touchdown percentage), 10th on third down (36.6 percent), sixth in passing defense (216.9 yards per game), second in touchdowns allowed (32) and first in fourth-quarter defense (65.9 yards per game).

The 2018 Titans offense relied heavily upon a strong running attack. Averaging 126.4 rushing yards per game, the team upgraded from the NFL's 15th-ranked rushing offense the year before Vrabel arrived to the seventh-ranked rushing offense in 2018.

Vrabel ascended quickly to his position as a head coach following a 14-year playing career as a linebacker with the Pittsburgh Steelers (1997-2000), New England Patriots (2001-08) and Kansas City Chiefs (2009-10). He spent three years as an assistant coach at Ohio State (2011-13) and four years on the Houston Texans staff (2014-17), including 2017 as the defensive coordinator, before he was hired to his current post by Titans controlling owner Amy Adams Strunk.

Vrabel's accomplishments as a player included three Super Bowl wins (2001, 2003 and 2004), one Pro Bowl selection (2007) and an All-Pro honor (2007). He appeared in 206 NFL games and totaled 57 sacks, 496 tackles, 11 interceptions (one returned for a touchdown), 20 forced fumbles and nine fumble recoveries. A cerebral and versatile athlete, he also saw action as a tight end and totaled 10 touchdown receptions. Additionally, his teams advanced to the playoffs eight times (20 postseason games), with Vrabel recording eight postseason sacks and two additional postseason touchdown receptions.

Vrabel has spent his football life around accomplished leaders. After entering the NFL as a player in 1997, he played or coached under Bill Belichick, Bill Cowher, Romeo Crennel, Urban Meyer and Bill O'Brien. He gleaned attributes from each that helped form his philosophies as a head coach.

Upon arriving in Tennessee, Vrabel stated: "We want to build a culture around winning, competitiveness and toughness. Everything we do is going to be geared towards winning and being physical. We want to prepare our players so they know what to do, which will allow them to play fast and aggressive."

Vrabel likewise made his own indelible impression on the same group of coaches. Upon the trade of Vrabel from the Patriots to the Chiefs in 2009, Belichick, who coached Vrabel his entire time in New England, made this comment: "Mike Vrabel epitomizes everything a coach could seek in a professional football player: toughness, intelligence, playmaking, leadership, versatility and consistency at the highest level. Behind the scenes, Mike's wit and personality is one of the things we have all enjoyed about coming to work every day. The toughest aspect of my job is the day I stop coaching people like Mike, who did everything in his power to contribute to team success. Of all the players I have coached in my career, there is nobody I enjoyed working with more than Mike."

Vrabel joined the Titans after four seasons with O'Brien at the Houston Texans, spending the first three seasons (2014-16) coaching linebackers and one year (2017) as the team's defensive coordinator. During his time in Houston, the Texans built one of the top defenses in the NFL and experienced tremendous success as a team, earning division titles in 2015 and 2016.

In 2017, Vrabel's first year as a defensive coordinator, the Texans finished the campaign with 19 players on injured reserve. Despite the setbacks, he led the defense to the fifth-best third-down percentage in the NFL and a franchise-record 3.97 yards per carry by opponents. Houston also had 18 different players record at least half a sack and 26 players tally at least one tackle for loss.

As the Texans linebackers coach from 2014-16, Vrabel helped mold several top-notch performers within his position group, including Jadeveon Clowney, Whitney Mercilus, Benardrick McKinney and Brian Cushing. During those three seasons, the Texans defense ranked third in the NFL in yards allowed per game (319.9) and net passing yards (218.4). Houston also ranked first in third-down defense (33.6 percent), fourth in opponent completion percentage (59.5) and sixth in points allowed per game (19.8).

The 2016 Texans ranked number one in the NFL – for the first time in franchise history – in total defense, surrendering only 301.3 yards per game. The defense also gave up the fewest first downs per game (17.0) and second-fewest net passing yards per game in the league (201.6). Clowney, Mercilus and McKinney all earned second-team All-Pro honors, while Clowney was named to the Pro Bowl for the first time in his career after posting then personal bests with 52 tackles, six sacks, 16 tackles for loss and 17 quarterback hits. Mercilus led the team in sacks for the first time in his career with 7.5 quarterback takedowns and tied for the NFL lead with four defensive fumble recoveries. McKinney led the team with a then career-high 129 tackles and became the second player in franchise history with over 100 tackles and five sacks in a season.

The 2015 Texans had the top third-down defense in the NFL, allowing a 28.5 percent conversion rate, which was the lowest percentage in franchise history and the lowest by any NFL team since the 2003 Titans (27.7 percent). The 2015 defense also set a franchise mark with 45 sacks – 22.5 of which came from Vrabel's linebacking corps. The 2015 squad also finished third in the NFL in net yards per game (310.2) and net passing yards allowed per game (210.4) and tied for seventh in points allowed per game (19.6). Cushing's 110 tackles led the linebacking corps and were the third-highest mark of his career. Mercilus enjoyed the best year of his career as he set a personal high with 12 sacks.

Prior to joining the NFL coaching ranks, Vrabel transitioned immediately from an NFL player to college coach. He started as the linebacker coach at Ohio State in 2011 and coached the defensive line from 2012–2013. In 2012, the Buckeyes finished the season undefeated at 12-0, and Vrabel was named Big Ten Recruiter of the Year by ESPN.com. That same season, he coached four Ohio State defensive linemen who were either drafted into the NFL or signed free agent contracts.

Vrabel was selected by the Pittsburgh Steelers in the third round (91st overall) of the 1997 NFL Draft after playing four years at Ohio State (1993-96). With the Buckeyes, he was a dominant performer, earning back-to-back All-American honors and becoming the first two-time winner of the Big Ten Conference Defensive Lineman of the Year Award (1995 and 1996). He graduated from Ohio State with a degree in exercise science.

Joined by former Ohio State teammates Luke Fickell and Ryan Miller, Vrabel co-founded the 2nd & 7 Foundation. The non-profit's mission is "to promote reading by providing free books and positive role models to kids in need while encouraging young athletes of the community to pay it forward." Founded in 1999 in Columbus, Ohio, the 2nd & 7 Foundation now has reading programs across the country. Students receive books from the foundation's original "Hog Mollies" series.

A native of Akron, Ohio, Vrabel attended Walsh Jesuit High School. He and his wife, Jennifer, have two sons: Tyler and Carter.

#### **Mike Vrabel's Coaching Timeline:**

<b>2018-22:</b>	Head Coach, Tennessee Titans
<b>2017:</b>	Defensive Coordinator, Houston Texans
<b>2014-16:</b>	Linebackers, Houston Texans
<b>2012-13:</b>	Defensive Line, Ohio State
<b>2011:</b>	Linebackers, Ohio State


#### **Mike Vrabel's Playing Timeline:**

<b>2009-10:</b>	Linebacker, Kansas City Chiefs
<b>2001-08:</b>	Linebacker, New England Patriots
<b>1997-2000:</b>	Linebacker, Pittsburgh Steelers
<b>1993-96:</b>	Defensive End, Ohio State



# SHANE BOWEN

## DEFENSIVE COORDINATOR



Shane Bowen is in his fifth season with the Titans and his seventh season coaching in the NFL. He was promoted to defensive coordinator in 2021 after spending his first three seasons with the Titans as outside linebackers coach.

In Bowen's first season as defensive coordinator, the Titans ranked second in the NFL in rushing defense (84.6). Only one individual rusher all season accumulated more than 70 rushing yards in a game against the Titans.

The 2021 defense tied for ninth in sacks (43), while outside linebacker Harold Landry III (12 sacks) and defensive linemen Denico Autry (nine sacks) and Jeffery Simmons (8.5) made up the NFL's only trio with at least eight sacks each. In the divisional playoffs, the Titans set a new franchise postseason record and matched the NFL postseason record with nine sacks against the Cincinnati Bengals.

Bowen's unit also ranked 12th in total defense (329.8 per game), sixth on third down (36.7 percent) and sixth in scoring defense (20.8 points per game) in 2021.

Landry, Simmons and safety Kevin Byard were all named to the Pro Bowl following the 2021 campaign, with Byard adding first-team All-Pro honors.

In 2020, Bowen added defensive play-caller to his responsibilities as outside linebackers coach. The Titans defense ranked seventh in the NFL with 23 takeaways, which tied for the most by a Titans defense since 2013 (25). The Titans also tallied 15 interceptions, which ranked seventh in the NFL and the most by the Titans since 2012 (19).

With Bowen as his position coach for the first three seasons of his career, Landry totaled a team-high 19 sacks from 2018 through 2020. Other than Jevon Kearse (36.0), Landry produced the highest sack total by a Titans/Oilers player in his first three NFL seasons since individual sacks became an official NFL statistic in 1982. In 2020, Landry led the team with a career-high 32 quarterback pressures and a career-high 10 tackles for loss.

Among Titans outside linebackers in 2019, Landry (nine sacks) and Kamalei Correa (five) achieved career highs in sacks, while undrafted rookie Derick Roberson added three sacks.

In 2018, the Titans defense ranked eighth overall (333.4 yards per game), third in points allowed (18.9 per game), 10th on third down (36.6 percent) and second in the red zone (44.7 touchdown percentage). Bowen helped two rookies—Landry, a second-round draft pick, and undrafted free agent Sharif Finch—combine for six sacks.

Bowen joined the Titans after spending two seasons with the Houston Texans as a defensive assistant. In 2017, despite being beset by key injuries, the Texans ranked fifth in third-down defense and set a franchise record for fewest yards per carry by opponents (3.97). In 2016, he was part of a coaching staff that produced the NFL's top-ranked defense (301.3 yards allowed per game) for the first time in franchise history. The 2016 squad, which also gave up the fewest first downs (17.0) and second-fewest net passing yards (201.6) per game, won the AFC South Division and advanced to the Divisional Playoff Round.

Before joining the Texans, Bowen was hired by Kennesaw State University in 2013 as one of the first coaches to help launch the school's new football program. The team's first season was 2015, and with Bowen serving as linebackers coach, the Owls went 6-5 in the Big South Conference.

Bowen spent the 2012 campaign as a defensive graduate assistant at Ohio State. He assisted with the defensive line, a unit that produced two first-team All-Big Ten selections and the conference's Defensive Player of the Year, former Texans outside linebacker John Simon. The Buckeyes concluded the year with a 12-0 mark and ranked No. 3 nationally.

The 2012 season at Ohio State was the first time Bowen and current Titans head coach Mike Vrabel were on the same staff. They reunited from 2016-17 with the Texans.

Bowen began his coaching career as a student assistant at Georgia Tech after an injury ended his playing career during his junior season. He finished the year assisting with the linebackers before being named an offensive graduate assistant in 2010. He held that position for two years before leaving for Ohio State.

Bowen was a three-year letterman at Georgia Tech, where he played outside linebacker. He started 10 games and had a streak of 38 consecutive games played before an injury sidelined him for the remainder of his junior season. He helped the Yellow Jackets win Atlantic Coast Conference (ACC) Coastal Division titles in 2006 and 2008. The team also played in three consecutive bowl games, participating in the 2007 Gator Bowl, 2007 Humanitarian Bowl and 2008 Chick-fil-A Bowl.

Bowen, named to the Dean's List three times while at Georgia Tech, earned a Bachelor of Science degree in business management in 2009, and a master's degree in workforce development and education from Ohio State in 2014. He is a native of Pickerington, Ohio.


He and his wife, Courtney, have a daughter, Harper Belle, and a son, Brooks.

### Shane Bowen's Coaching Timeline:

<b>2021-22:</b>	Defensive Coordinator, Tennessee Titans
<b>2018-20:</b>	Outside Linebackers, Tennessee Titans
<b>2016-17:</b>	Defensive Assistant, Houston Texans
<b>2013-15:</b>	Linebackers, Kennesaw State
<b>2012:</b>	Defensive Graduate Assistant, Ohio State
<b>2010-11:</b>	Offensive Graduate Assistant, Georgia Tech
<b>2009:</b>	Assistant Linebackers, Georgia Tech

# TODD DOWNING

## OFFENSIVE COORDINATOR



Todd Downing enters his fourth season with the Titans, his 22nd NFL season and his 24th season in coaching. He was promoted to offensive coordinator in 2021 after initially joining the Titans in 2019 as tight ends coach.

In 2021, the Titans offense ranked fifth in rushing (141.4 yards per game) despite missing reigning NFL rushing champion Derrick Henry for nine games due to injury. Henry led the NFL with 937 rushing yards and 10 rushing touchdowns in the first eight weeks of the season before landing on injured reserve. In Henry's absence, running backs D'Onta Foreman (566 rushing yards) and Dontrell Hilliard (350) each set career highs in rushing.

Meanwhile, quarterback Ryan Tannehill placed third on the franchise's single-season passing charts in attempts (531), completions (357) and completion percentage (67.2) in 2021, and his 3,734 passing yards ranked fourth all-time.

The 2021 offense ranked eighth on third down (43.6 percent), fifth in the red zone (63.9 percent) and first in goal-to-go efficiency (87.5 percent) despite injuries causing the Titans to tie for the league high with 39 total players used on offense. They had 25 offensive players with at least one scrimmage touch, which tied for the league's third-highest total.

While Downing coached the tight ends from 2019 to 2020, their 21 touchdowns tied for the third-highest total in the NFL among tight end groups. Over those two seasons the Titans tight ends also produced the league's seventh-best receiving yardage total (1,915) and tied for the eighth-best reception total (170).

Among their peers in 2020, the Titans tight end corps ranked second in total touchdowns (14), third in touchdown receptions (12), sixth in receptions (94) and ninth in receiving yards (967). Jonnu Smith tied the franchise single-season record for tight ends with eight touchdown catches, which also tied for third place in the NFL in 2020. Emerging playmaker Anthony Firkser also set career highs with 39 receptions and 387 yards. The tight end corps, which also featured MyCole Pruitt and Geoff Swaim, played a pivotal role in Henry's 2,027-yard rushing season.

In Downing's initial campaign with the team, the Titans tight ends totaled 76 receptions and seven touchdowns as a group. Downing helped Smith set career highs in receptions (35) and yards (439). Firkser (15 games) and Pruitt (10 starts) also saw the most extensive playing time of their careers, as Pro Bowl veteran Delanie Walker was limited to only seven total games due to injuries. The tight ends played an integral role in the Titans finishing third in the NFL in rushing offense (138.9 yards per game).

Downing joined the Titans after spending 2018 with the Minnesota Vikings as tight ends coach. In his one season with Downing, Pro Bowl tight end Kyle Rudolph posted the second-highest reception (64) and yardage totals (634) of his eight-year career. Downing was initially hired as a senior offensive assistant in the spring before being named the tight ends coach near the start of training camp.

Downing served as the Raiders offensive coordinator in 2017 after spending two years as quarterbacks coach. During his Raiders tenure, he helped Derek Carr earn three consecutive Pro Bowl berths (2015-17).

In 2016, Downing helped the Raiders offense finish sixth in the NFL in total offense (373.3 yards per game) while Carr enjoyed a career year. Carr finished with 3,937 yards on 357-of-560 passing (63.8 percent) with 28 touchdowns, six interceptions and a passer rating of 96.7. In Week 8 against Tampa Bay, he set the franchise record with 513 passing yards in the team's overtime victory, the second time a Downing-coached quarterback surpassed 500 yards in a game (Matthew Stafford on Jan. 1, 2012).

Carr's 2016 campaign was highlighted by seven fourth quarter/overtime comeback and game-winning drives in 2016. His seven such games ranked second in the NFL in 2016 and set a new franchise single-season record. Carr also became the first quarterback in NFL history with five game-winning touchdown passes in the fourth quarter/overtime in a single season. He was named the Castrol Edge Clutch Performer of the Year.

In his first season with Oakland, Downing helped Carr post one of the most prolific passing campaigns in team history on his way to becoming the first quarterback to represent the Raiders in the Pro Bowl since 2002. For his efforts with the position group in 2015, Downing was named Pro Football Focus' Quarterbacks Coach of the Year. Raiders quarterbacks combined for the second-most passing touchdowns (34) and the third-most passing yards (4,129) in team history.

Prior to joining the Raiders, Downing coached quarterbacks for the Buffalo Bills in 2014 after coaching for the Detroit Lions from 2009 to 2013. Downing served as the Lions offensive quality control coach in 2009, assistant quarterbacks coach in 2010 and quarterbacks coach from 2011-13.

In Downing's three seasons as quarterbacks coach in Detroit, Stafford started all 48 games and passed for at least 4,600 yards and 20 touchdowns each year, including a 5,000-yard, 41-touchdown season in 2011, which led to the Lions' first playoff berth since 1999. Under Downing's tutelage, Stafford went on to become the franchise leader in attempts, completions and passing yards, and he ranked second in touchdowns with 109 by the end of 2013.

Before working exclusively with quarterbacks, Downing served as a defensive assistant and assistant special teams coach with the St. Louis Rams in 2006 and 2007. In 2008, he was named assistant secondary/defensive quality control coach in St. Louis.

Downing got his start in the NFL with Minnesota, where he worked as an intern and coaching assistant from 2001-02 and as a football systems analyst from 2003-04. He was named offensive quality control coach for the Vikings in 2005. He helped the Vikings achieve top-five offensive finishes in three years (2003-05) and a playoff appearance in 2004.

Before he entered the NFL ranks, Downing began his coaching career with his high school alma mater, Eden Prairie High School, from 1999 to 2000. In 2000, he helped lead the Eagles to the Minnesota Class 5-A State Title.

Downing studied business communications at the University of Minnesota. He played quarterback for a semi-pro team, the Minnesota Maulers, from 2000-03.


### **Todd Downing's Coaching Timeline:**

<b>2021-22:</b>	Offensive Coordinator, Tennessee Titans
<b>2019-20:</b>	Tight Ends, Tennessee Titans
<b>2018:</b>	Tight Ends, Minnesota Vikings
<b>2017:</b>	Offensive Coordinator, Oakland Raiders
<b>2015-16:</b>	Quarterbacks, Oakland Raiders
<b>2014:</b>	Quarterbacks, Buffalo Bills
<b>2011-13:</b>	Quarterbacks, Detroit Lions
<b>2010:</b>	Assistant Quarterbacks, Detroit Lions
<b>2009:</b>	Offensive Quality Control, Detroit Lions
<b>2008:</b>	Assistant Secondary/Quality Control, St. Louis Rams
<b>2006-07:</b>	Defensive Assistant/Assistant Special Teams, St. Louis Rams
<b>2005:</b>	Quality Control – Offense, Minnesota Vikings
<b>2003-04:</b>	Football Systems Analyst, Minnesota Vikings
<b>2001-02:</b>	Intern/Assistant, Minnesota Vikings
<b>1999-2000:</b>	Assistant Coach, Eden Prairie (Minn.) High School



# CRAIG AUKERMAN

## SPECIAL TEAMS



Craig Aukerman enters his sixth season with the Titans and his fifth season as special teams coach. The 2022 campaign is his 13th NFL season and his 23rd year coaching. He originally joined the Titans in 2017 as assistant special teams coach.

During Aukerman's first five seasons in Tennessee, punter Brett Kern ranked second in the NFL among qualifiers with a 42.5-yard net punting average. In the same period, the Titans ranked 10th in punt return average (8.8 yards) and had the fifth-fewest special teams penalties in the NFL (67).

In 2021, kicker Randy Bullock finished ninth in franchise history with 120 points in a single season, while Kern had the league's third-best ratio of punts inside the 20 to touchbacks (18:1). Chester Rogers ranked fifth in the NFL with a 9.8-yard punt return average, the best by a Titans player since 2012 (13.2 by Darius Reynaud). The kickoff coverage unit ranked eighth in the league (20.3-yard average).

In 2020, Aukerman managed three punters, two kickers and two long snappers who saw playing time during the season. Kern's 59.5 percent (22 of 37) of punts placed inside the 20 was the best of any player with at least 30 punts in a season since 1991. Stephen Gostkowski's seven 50-yard field goals established a new franchise record, and Gostkowski's 46 extra points ranked fourth in club annals.

In 2019, Tennessee tied New England for the NFL lead with four total blocked kicks and punts (three field goals and one extra point). It was the team's highest number of total blocks in its "Titans era" (1999 to present). The Titans' three blocked field goals in 2019 were the most in the NFL and the most by the club since 1997.

Also in 2019, the Titans finished fourth in the NFL in net punting. Kern was named to his third consecutive Pro Bowl, and he added first-team Associated Press All-Pro honors. His 37 punts inside the 20 led the NFL, and his 43.1-yard net average ranked second in team history.

The 2019 Titans tied for sixth place in the NFL with only 14 special teams penalties, following a season in 2018 with just nine special teams penalties, which ranked second in the NFL behind Minnesota (eight). From 2000 through 2018, the lowest previous single-season penalty total for the Titans special teams units was 14 infractions in 2002. Only the Vikings had fewer total special teams flags than the Titans from 2018-19.

In 2018, the Titans set a new NFL record for kickoff return average (32.0), becoming the first team in NFL history to average more than 30.0 yards per kickoff return in a season. Darius Jennings' 31.7-yard kickoff return average set a new individual franchise record, and his 94-yard touchdown return at Miami was one of two special teams touchdowns on the season. The other came on a fake punt against Houston on a 66-yard touchdown pass from Kevin Byard to Dane Cruikshank.

Kern's 41.7-yard net average ranked second in team annals at the time (surpassed in 2019). His 39 punts placed inside the 20-yard line set a franchise record, and his 52.7 percent of punts (39 of 74) placed inside the 20 led the NFL.

In 2017, with Aukerman serving as assistant special teams coach, Kern's 44.6-yard net average ranked second in NFL history, and his 49.7-yard gross average was eighth in league annals. Both numbers led the NFL. Additionally, kicker Ryan Succop tied a franchise record with 136 points during the season, while his 35 field goals tied for second place in team history.

Aukerman joined the Titans after four seasons (2013-16) with the San Diego Chargers, first as an assistant special teams coach (2013-15) and then as the special teams coordinator (2016). In 2016, second-year kicker Josh Lambo led the NFL in touchbacks (67) and rookie punter Drew Kaser ranked 10th in the NFL for average (46.3).

Aukerman broke into the NFL as a defensive assistant for the Denver Broncos in 2010 and then joined the Jacksonville Jaguars in the same capacity in 2011. In 2012, he was an assistant special teams coach with the Jaguars.

Aukerman has 10 years of coaching experience on the collegiate level. He spent time coaching at Kent State (2009), Miami (Ohio) (2005-08 & 2001-02), Western Kentucky (2003-04) and University of Findlay (Ohio) (2000).

He was a two-time NAIA All-American at the University of Findlay, where he played defensive back and wide receiver from 1995-98.


Aukerman and his wife, Summer, have two sons: Cayden and Bryce.

### Craig Aukerman's Coaching Timeline:

<b>2018-22:</b>	Special Teams, Tennessee Titans
<b>2017:</b>	Assistant Special Teams, Tennessee Titans
<b>2016:</b>	Special Teams Coordinator, San Diego Chargers
<b>2013-15:</b>	Assistant Special Teams, San Diego Chargers
<b>2012:</b>	Assistant Special Teams, Jacksonville Jaguars
<b>2011:</b>	Defensive Assistant, Jacksonville Jaguars
<b>2010:</b>	Defensive Assistant, Denver Broncos
<b>2009:</b>	Linebackers, Kent State
<b>2005-08:</b>	Linebackers & Co-Special Teams Coordinator, Miami (Ohio)
<b>2003-04:</b>	Linebackers & Special Teams Coordinator, Western Kentucky
<b>2001-02:</b>	Graduate Assistant, Miami (Ohio)
<b>2000:</b>	Wide Receivers, University of Findlay (Ohio)

## BRIAN BELL

### SPORTS PERFORMANCE COORDINATOR



Brian Bell is in his eighth season coaching in the NFL, his fifth season with the Titans and his first year as sports performance coordinator. He joined the Titans in 2018 as a strength and conditioning assistant.

In 2021, Bell was part of a coaching staff that earned its third consecutive playoff appearance. The Titans won their second consecutive AFC South title, compiling a 12-5 record during a season in which they used an NFL-record 91 total players. In 2020, the Titans went 11-5 to win their division for the first time since 2008. The 2019 Titans advanced to the AFC Championship Game for the first time since 2002.

Prior to joining the Titans, Bell spent three seasons with the Houston Texans as assistant strength and conditioning coach. He was a member of back-to-back AFC South division championships in his first two campaigns in Houston.

Bell was an assistant strength and conditioning coach at Penn State from 2012-13.

Prior to accepting his position with the Texans, Bell was co-owner of The Athletic Factory, a sports performance center in Bowie, Md. From 2011-12, he served as the head football strength and conditioning coach at his high school alma mater, DeMatha Catholic, in Hyattsville, Md.

Bell was a tight end and fullback at Kent State from 2002-06. In 2007, Bell signed with the Washington Commanders as an undrafted free agent and served on the team's practice squad.


Bell and his wife, Crystal, have two daughters, Logan and Parker, and a son, Brian Jr.

#### **Brian Bell's Coaching Timeline:**

**2022:** Sports Performance Coordinator, Tennessee Titans  
**2018-21:** Strength and Conditioning Assistant, Tennessee Titans  
**2015-17:** Assistant Strength and Conditioning, Houston Texans  
**2012-13:** Assistant Strength and Conditioning, Penn State  
**2011-12:** Head Strength and Conditioning, DeMatha Catholic High School

## CHASE BLACKBURN

### ASSISTANT SPECIAL TEAMS



Chase Blackburn is in his first season with the Titans and his seventh campaign coaching in the NFL. He joined the Titans in 2022 after six seasons on the Carolina Panthers staff, including four years (2018-21) as special teams coordinator.

Under Blackburn in 2021, the Panthers ranked eighth in punt return coverage (7.4 yards per opponent return) and eighth in field goal percentage (89.7). The Panthers used three kickers over the course of the season and yet still connected on 26 of 29 of their attempts.

In 2020, Carolina posted the NFL's seventh-ranked kickoff return average (25.3) and placed seventh in kickoff coverage (20.6 yards per opponent return). The Panthers set a franchise record for the most punts inside the 20 (46.7 percent), finishing third in the NFL.

Panthers rookie kicker Joey Slye set a franchise record in 2019 by connecting on an NFL-best eight field goals of 50 yards or longer. Meanwhile, punter Michael Palardy placed 25 punts inside the 20 with only three touchbacks and the punt team converted two fakes for first downs.

In 2018, the Panthers ranked third in the NFL with a 77.9 percent touchback rate on kickoffs (60 of 78). Carolina ranked sixth in the league in field goal percentage as kickers Graham Gano and Chandler Catanzaro combined to go 19-of-21, including five field goals on six attempts from 50 yards or longer. Gano's 63-yard game-winning field goal against the Giants tied for the longest game-winning field goal in NFL history and second-longest all-time. Palardy helped the Panthers pin teams deep as Carolina ranked fifth in the NFL in average starting field position (27.1).

Gano earned his first Pro Bowl selection in 2017 after setting a franchise record with an NFL-leading 96.7 field goal percentage (29 of 30). He also led the NFL in touchback percentage at 85.4, sending 70 of his 83 kickoffs into the end zone for touchbacks. In the NFC Wild Card round at New Orleans, Gano converted a franchise playoff-record 58-yard field goal, tying the NFL postseason record.

Blackburn made his coaching debut in 2016 after serving as a coaching intern with the Panthers during the 2016 offseason. The 2016 Panthers led the NFL and tied a team record with three blocked field goals.

As a player, Blackburn played 10 NFL seasons (2005-14) for the New York Giants (2005-12) and Panthers (2013-14). He recorded 265 tackles, 4.5 sacks, four interceptions, 10 passes defended and four forced fumbles in 132 games (45 starts). As a special teams player, he tallied 123 career tackles, two forced fumbles and three fumble recoveries.

Originally signed as an undrafted rookie free agent by the New York Giants in 2005, Blackburn played eight seasons with the Giants and led the team in special teams tackles for six consecutive years from 2005 to 2010. In 2008, he was named a Pro Bowl alternate as a cover specialist. He earned two Super Bowl rings with the Giants, contributing to their victories in Super Bowls XLII and XLVI. He then played his final two seasons with the Panthers.

A three-year starter at linebacker and defensive end for Akron, Blackburn played in 45 collegiate games with 34 starts and totaled 293 tackles, 38.5



tackles for loss, 11 sacks and three interceptions. He earned second-team All-Mid-American Conference honors as a junior in 2003 and played in the Gridiron Classic in 2004.

Blackburn attended Marysville (Ohio) High School and graduated from Akron with a degree in mathematics.

He and his wife, Megan, have three sons: Landyn, Bentley and Wyatt.

**Chase Blackburn's Coaching Timeline:**

**2022:** Assistant Special Teams, Tennessee Titans  
**2018-21:** Special Teams Coordinator, Carolina Panthers  
**2016-17:** Special Teams Assistant, Carolina Panthers

## SCOTT BOOKER SAFETIES

Scott Booker is in his fifth season with the Titans and in his third season as safeties coach. He arrived in Tennessee in 2018 as a defensive assistant following 15 years of college coaching experience.

In 2021, Booker helped safety Kevin Byard earn first-team All-Pro and Pro Bowl honors. Byard became the franchise's first player to lead the team in tackles (88) and interceptions (five) in the same season since the team began tracking individual tackle statistics in 1974, and his 13 passes defended led all NFL safeties. Meanwhile, Amani Hooker was a full-time starter for the first time in his career and totaled a career-best 62 tackles.

In 2020, Byard led the team and set a career high with 111 tackles, while Hooker emerged as a playmaker for the defense in his second season, tying for the team lead with four interceptions. As a unit, the Titans defense ranked seventh in the NFL with 15 interceptions, which was most by the Titans since 2012.

In 2019, Booker helped Byard and Kenny Vaccaro solidify themselves as one of the NFL's top safety duos. Each safety started all 16 games, a first for the team since 2010. Byard's five interceptions tied for the second-highest total among all NFL safeties, and only four teams had more interceptions from their safeties than the six combined from Byard and Vaccaro during the regular season. In the playoffs, Byard and Vaccaro each notched an interception in a divisional round win at Baltimore.

As a defensive assistant focused on the safeties in 2018, Booker helped Byard accumulate four interceptions and worked to acclimate Vaccaro to the Titans defense after the veteran was added during training camp. The Titans ranked sixth in the NFL in passing defense (216.9 yards per game), and they ranked eighth in the league with an opponent passer rating of 88.4.

Prior to joining the Titans, Booker coached safeties and special teams for Nebraska in 2017.

Booker spent seven years at Notre Dame, first as an offensive intern from 2010-11 and then as tight ends and special teams coordinator from 2012-16. During his time in South Bend, the Fighting Irish participated in six bowl games, including the 2012 BCS National Championship Game and the 2015 Fiesta Bowl. In 2012, tight end Tyler Eifert won the John Mackey Award and was a consensus first team All-American. Eifert, along with tight ends Ben Koyack and Troy Niklas, were all drafted in the NFL after playing under Booker.

On special teams under Booker's watch, kicker Kyle Brindza set Notre Dame career records for field goals (57), field-goal attempts (81) and 50-yard field goals (four), while also establishing the top three single-season point totals by a kicker in Irish history. From 2015-16, Booker's special teams units scored six touchdowns, including four in 2015, which was the most by a Notre Dame team since 2000. The previous year (2014), Notre Dame led the nation in blocked kicks.


Booker was the secondary coach at Western Kentucky in 2009 after playing and coaching under former Titans defensive coordinator Dean Pees at Kent State. After playing in the secondary for the Golden Flashes when Pees was the head coach, he joined the coaching staff as a graduate assistant from 2003-04 and then served as the secondary coach from 2005-08. In that time, he developed a pair of NFL Draft picks in Jack Williams and Usama Young and helped Kent State rank first or second in the MAC in pass efficiency defense, pass defense and interceptions in 2006.

The Pittsburgh, Pa., native was a four-year letter winner for the Golden Flashes from 1999 to 2002, and he was named to the MAC all-academic team in 2001. He earned his bachelor's in business administration from Kent State in 2003, and his master's in sport studies in 2006.

He and his wife, Jennifer, have one daughter, Morgan.

**Scott Booker's Coaching Timeline:**

**2020-22:** Safeties, Tennessee Titans  
**2018-19:** Defensive Assistant, Tennessee Titans  
**2017:** Safeties and Special Teams Coordinator, Nebraska  
**2012-16:** Tight Ends and Special Teams Coordinator, Notre Dame  
**2010-11:** Offensive Intern, Notre Dame  
**2009:** Secondary, Western Kentucky  
**2005-08:** Defensive Backs, Kent State  
**2003-04:** Graduate Assistant, Kent State



## KYLAN BUTLER

### OFFENSIVE ASSISTANT

Kylan Butler initially joined the Titans for the 2021 season as part of the NFL Bill Walsh Diversity Coaching Fellowship and earned a full-time role in 2022. He previously spent seven years coaching at the collegiate level.

Prior to his arrival in Tennessee, Butler spent two seasons coaching wide receivers at Morehead State University. He also served as co-special teams coordinator in 2019 and was promoted to associate head coach for 2020-21.

After Morehead State's fall 2020 season was postponed due to the COVID-19 pandemic, the team played in the spring of 2021. Butler helped wide receiver BJ Byrd earn unanimous first-team All-Pioneer League honors as the senior finished as the conference's leader with eight touchdown receptions.

Butler spent two years at Glenville (W.Va.) State College, first as running backs coach in 2017 and then as offensive coordinator/wide receivers coach in 2018.

Butler began his coaching career at his alma mater, the University of Arizona, breaking in with Rich Rodriguez's staff in 2014 and spending three total seasons as an offensive graduate assistant. He worked with the receivers while assisting with all facets of the offense and recruiting as part of two bowl teams and one division championship team (2014).


A native of Antioch, Calif., he won a state championship at De La Salle High School prior to his career at Arizona. Butler appeared in 35 career games as a running back and on special teams for the Wildcats. He played on four bowl teams and was a founding member and vice president of Arizona's chapter of Uplifting Athletes, an organization dedicated to raising funds and awareness in support of the rare disease community. He also served as a member of Arizona's student-athlete advisory committee.

Butler earned his bachelor's degree in social behavior and human understanding in May 2013 and earned his master's in educational psychology in December 2016.

He and his girlfriend, Brianna Dahlquist, have a daughter, Morgan.

#### Kylan Butler's Coaching Timeline:

<b>2021-22:</b>	Offensive Assistant, Tennessee Titans
<b>2020:</b>	Associate Head Coach/Wide Receivers, Morehead State
<b>2019:</b>	Wide Receivers /Co-Special Teams Coordinator, Morehead State
<b>2018:</b>	Offensive Coordinator/Wide Receivers, Glenville State
<b>2017:</b>	Running Backs, Glenville State
<b>2014-16:</b>	Offensive Graduate Assistant, University of Arizona



## KEITH CARTER

### OFFENSIVE LINE

Keith Carter is in his fifth season as the Titans offensive line coach, his 10th season coaching in the NFL and his 17th total season in coaching.

In Carter's first four seasons coaching the offensive line, the Titans ranked second in the NFL in rushing offense, averaging 143.7 ground yards per game. No player had more rushing yards (5,563) or rushing touchdowns (55) than Tennessee's Derrick Henry during that period.

In 2021, injuries forced the Titans use seven different starting offensive line combinations, including five different starters at left tackle. However, the offense managed to finish fifth in rushing, averaging 141.4 rushing yards per game. Left guard Rodger Saffold III was named to his first career Pro Bowl.

In 2020, while using three different starting left tackles, the Titans had the NFL's second-ranked rushing offense (168.1 yards per game), and the unit's 25 sacks allowed was the sixth-best number in the league. Three of the team's regulars on the offensive line by the end of the season established new career highs in starts: right tackle Dennis Kelly (16), left tackle David Quessenberry (six) and right guard Nate Davis (16). The unit helped Henry (2,027 rushing yards) lead the NFL in rushing for the second consecutive year and record the fifth-highest single-season rushing total in NFL history.

In 2019, the Titans offense finished third in the NFL in rushing (138.9 yards per game) with Henry leading the league in rushing yards (1,540). The offensive line protected NFL Comeback Player of the Year Ryan Tannehill as the veteran quarterback led the NFL with a 117.5 passer rating. Davis,


a third-round rookie, started 15 consecutive games (including playoffs) at right guard.

In 2018, a season in which the offense implemented a new blocking scheme, the Titans used five different starting offensive line combinations due to injuries. Nevertheless, the Titans had the seventh-ranked rushing offense in the NFL (126.4 yards per game), as Henry finished second in the AFC with 1,059 rushing yards and placed third in the NFL with 12 rushing touchdowns. Left tackle Taylor Lewan was named to the Pro Bowl following the 2018 campaign.

Carter joined the Titans after three campaigns with the Atlanta Falcons. He spent 2015 and 2016 as Atlanta's assistant offensive line coach and 2017 as the running backs coach. The 2017 Falcons tied for the NFL's seventh-best rushing average (4.30 yards per carry) and tied for the 11th-highest total of carries of at least 10 yards (50). Running backs Devonta Freeman and Tevin Coleman combined for 1,493 yards and 12 rushing touchdowns.

The offensive line for the 2016 NFC Champion Falcons protected NFL MVP quarterback Matt Ryan (4,944 passing yards and 38 touchdowns) and paved the way for the fifth-best rushing attack in the NFL (120.5 yards per game).

Prior to joining the Falcons, Carter was the offensive line/run game coach in 2014 at San Jose State, where the Spartans ran for 1,696 yards and 11 touchdowns while averaging 141.3 yards per game on the ground.





Carter tallied two seasons (2012-13) as the offensive quality control coach for the Seattle Seahawks, including Seattle's march to a Super Bowl XLVIII Championship at the end of the 2013 campaign.

Additionally, Carter had coaching stops at the University of San Diego (tight ends, 2009; offensive line, 2010-11), University of Redlands (offensive line, 2007-08), Wagner College (tight ends, 2006) and UCLA (undergraduate assistant, 2005). He played tight end, H-back and fullback at UCLA (2001-04).

A native of Downingtown, Pa., he is the grandson of Pro Football Hall of Fame defensive end Gino Marchetti, who spent 13 years with the Baltimore Colts.

He and his wife, Kristin, have two daughters: Kayla and Kamryn.

#### **Keith Carter's Coaching Timeline:**

<b>2018-22:</b>	Offensive Line, Tennessee Titans
<b>2017:</b>	Running Backs, Atlanta Falcons
<b>2015-16:</b>	Assistant Offensive Line, Atlanta Falcons
<b>2014:</b>	Offensive Line/Run Game, San Jose State
<b>2012-13:</b>	Offensive Quality Control, Seattle Seahawks
<b>2010-11:</b>	Offensive Line, University of San Diego
<b>2009:</b>	Tight Ends, University of San Diego
<b>2007-08:</b>	Offensive Line, University of Redlands
<b>2006:</b>	Tight Ends, Wagner College
<b>2005:</b>	Undergraduate Assistant, UCLA

## **RYAN CROW**

### **OUTSIDE LINEBACKERS**

Ryan Crow is in his fifth season with the Titans and his second year as outside linebackers coach. He arrived in Tennessee in 2018 following seven seasons in the collegiate coaching ranks. After serving as a defensive assistant for his first two seasons with the Titans, he was the assistant special teams coach in 2020.

In 2021, Titans outside linebackers accounted for 19 total sacks, including 12 sacks by Harold Landry III, who led the team, set a career high and ranked 10th in the NFL. Landry, who was named to his first career Pro Bowl, became the first Titans player to record double-digit sacks in a season since Brian Orakpo (10.5) in 2016 and the first Titans player with 12 sacks in a season since Jason Babin (12.5) in 2010. With 75 tackles, Landry joined Micah Parsons, Aaron Donald and Cameron Heyward as the only NFL players in 2021 to post at least 75 tackles and 10 sacks. Crow also worked with defensive end Denico Autry, who tied his career high and finished second on the team with nine sacks.

In 2020, Crow assisted with a special teams unit that was forced to use three punters, two kickers and two long snappers in games. Punter Brett Kern's 59.5 percent (22 of 37) of punts placed inside the 20 was the best of any player with at least 30 punts in a season since 1991. Stephen Gostkowski's seven 50-yard field goals established a new franchise record, and Gostkowski's 46 extra points ranked fourth in club annals.

With Crow working on the defensive side of the ball from 2018 through 2019, the Titans ranked fifth in the NFL in scoring defense (19.8 points per game). The 2018 unit finished sixth in the league in passing defense (216.9 yards per game), and the 2019 Titans were eighth in third-down defense (36.3 percent).

In 2017, Crow was a graduate assistant at Ohio State, where he primarily worked with linebackers.

Prior to his time in Columbus, Crow spent three seasons at Baldwin Wallace University. He worked with the offensive line in 2014 and was promoted to offensive coordinator/offensive line coach for the 2015 and 2016 campaigns.


He also logged three years of experience at Purdue, beginning in 2011 as the Boilermakers assistant strength coach and then as a graduate assistant working with the offensive line from 2012-13.

A native of Findlay, Ohio, Crow went from a walk-on to a scholarship linebacker at Bowling Green State University (2007-10). He graduated from BGSU with a degree in exercise science in 2011 and joined the University of Florida for one spring as a strength intern.

He and his wife, Holly, reside in Nashville.


#### **Ryan Crow's Coaching Timeline:**

<b>2021-22:</b>	Outside Linebackers, Tennessee Titans
<b>2020:</b>	Assistant Special Teams, Tennessee Titans
<b>2018-19:</b>	Defensive Assistant, Tennessee Titans
<b>2017:</b>	Graduate Assistant/Defense, Ohio State
<b>2015-16:</b>	Offensive Coordinator/Offensive Line Coach, Baldwin Wallace University
<b>2014:</b>	Offensive Line Coach, Baldwin Wallace University
<b>2012-13:</b>	Graduate Assistant/Offensive Line, Purdue
<b>2011:</b>	Assistant Strength & Conditioning Coach, Purdue
<b>2011:</b>	Strength Intern, Florida



# TONY DEWS

## RUNNING BACKS



Tony Dews is in his fifth season with the Titans as running backs coach after spending 20 years in the college coaching ranks. He has experience coaching every offensive and defensive position group other than quarterbacks during his career.

From 2018 through 2021, Dews' first four seasons with the Titans, no NFL player had more rushing attempts, yards or touchdowns than Tennessee's Derrick Henry, who carried the football 1,115 times for 5,563 yards with 55 scores in that period. As a team, the Titans ranked second in the NFL in rushing during those four seasons, averaging 143.7 ground yards per contest.

In 2021, the Titans were fifth in rushing offense, averaging 141.4 rushing yards per game. Henry ranked ninth in the NFL with 937 rushing yards despite missing nine games. With Henry out, D'Onta Foreman (566 rushing yards) and Dontrell Hilliard (350) each set career highs in rushing yards. From Week 12 to Week 18, Foreman ranked sixth in the NFL with 482 rushing yards.

The 2020 Titans fielded the NFL's second-ranked rushing offense (168.1 yards per game), while Henry became the first player since LaDainian Tomlinson (2006-07) to lead the NFL in rushing yards in consecutive years. Henry, who produced the eighth 2,000-yard rushing season in league history, ranked fifth on the league's all-time single-season leaderboard and set a franchise record with 2,027 rushing yards. His 17 rushing touchdowns set a career high and finished as the second-best total in franchise history behind Earl Campbell's 19 rushing touchdowns in 1979. Among a slew of accolades, Henry was named the Associated Press NFL Offensive Player of the Year.

In 2019, the Titans offense finished third in the NFL in rushing (138.9 yards per game). Henry was named to the Pro Bowl and added second-team Associated Press All-Pro honors after leading the NFL with 1,540 rushing yards, which also was the fourth-highest total in franchise history. With 16 rushing touchdowns, Henry tied for the NFL lead (Aaron Jones) and at the time ranked second in team history (19 by Campbell in 1979). Over the final six games of the regular season plus three playoff appearances, Henry registered seven 100-yard games. During a three-game stretch (Dec. 29 at Houston, Jan. 4 at New England and Jan. 11 at Baltimore), he became the first player in NFL history to rush for at least 180 yards in three consecutive regular season and/or postseason games.

In 2018, the Titans finished with the NFL's seventh-ranked rushing offense (126.4 yards per game) after Dews helped implement a new scheme. Henry ranked second in the AFC with 1,059 rushing yards and third in the NFL with 12 rushing touchdowns. Henry's 238 rushing yards against Jacksonville on Dec. 6 set a new franchise record and made up the highest single-game total in the NFL since 2012. In the same game, Henry became the second player in NFL history (Tony Dorsett) with a 99-yard touchdown run.

Additionally, Dion Lewis' 517 rushing yards in 2018 were the second most of his career, and his 59 receptions and 400 receiving yards set career highs. Lewis' 917 scrimmage yards made up the second-highest total of his career.

In 2017, Dews was the running backs coach at West Virginia University. Under his tutelage, Justin Crawford totaled 1,061 rushing yards (5.6 avg.) and seven touchdowns, while the Mountaineers rushed for 1,954 yards as an offense.

The 2017 campaign was Dews' third stint at West Virginia. He originally arrived in Morgantown as a graduate assistant in 1999 and worked with the offensive line and defensive backs through 2001. Then, in 2007, he returned to coach the wide receivers.

Dews spent five years (2012-16) at the University of Arizona coaching wide receivers. He was a part of four consecutive bowl teams from 2012-15, and in 2016, three of his receivers averaged more than 15 yards per reception, while four had at least 20 receptions.

Dews coached tight ends at the University of Pittsburgh in 2011, following a three-year stint at Michigan as wide receivers coach (2008-10). He also spent time as the linebackers coach at UNLV (2006); special teams coordinator/tight ends (2005) and tackles/tight ends coach (2004) at Central Michigan; defensive line coach at Holy Cross (2003); offensive line coach at California (Pa.) (2002); and defensive line coach at Millersville (1998).

A native of Reston, Va., Dews played tight end at Liberty University from 1992-95 and was the Flames' leading receiver among tight ends his final two years. He graduated from Liberty in 1997 and earned a master's degree from West Virginia in 2001.


He and his wife, Tamika, have four daughters: Savannah, Sierra, Sydney and Sienna.

### Tony Dews' Coaching Timeline:

<b>2018-22:</b>	Running Backs, Tennessee Titans
<b>2017:</b>	Running Backs, West Virginia
<b>2012-16:</b>	Wide Receivers, University of Arizona
<b>2011:</b>	Tight Ends/Recruiting Coordinator, University of Pittsburgh
<b>2008-10:</b>	Wide Receivers/Punt Team Coordinator, Michigan
<b>2007:</b>	Wide Receivers, West Virginia
<b>2006:</b>	Linebackers/Special Teams, UNLV
<b>2005:</b>	Special Teams Coordinator/Tight Ends, Central Michigan
<b>2004:</b>	Tackles/Tight Ends, Central Michigan
<b>2003:</b>	Defensive Line, Holy Cross
<b>2002:</b>	Offensive Line, California (Pa.)
<b>1999-2001:</b>	Graduate Assistant/Offensive Line/Defensive Backs, West Virginia
<b>1998:</b>	Defensive Line, Millersville

## ERIK FRAZIER

### OFFENSIVE SKILL ASSISTANT



Erik Frazier is in his second season with the Titans in 2022 after spending seven years coaching in the college ranks.

In 2021, Frazier contributed to an offense that ranked fifth in rushing (141.4 yards per game) eighth on third down (43.6 percent), fifth in the red zone (63.9 percent) and first in goal-to-go efficiency (87.5 percent).

Frazier has had three previous stints in the NFL as a participant in the Bill Walsh Diversity Coaching Fellowship program, including stops with the Kansas City Chiefs (2017), Minnesota Vikings (2018) and the New York Giants (2019).

From 2019 to 2020, Frazier was the wide receivers coach and passing game coordinator at Montana State. The 2019 Bobcats advanced to the FCS playoff semifinals and finished with a No. 4 national ranking, as wide receiver Kevin Kassis received third-team All-Conference recognition. Wide receiver Travis Jonsen was a first-team All-Big Sky All-Purpose selection prior to joining the Tampa Bay Buccaneers. The university's 2020 campaign was canceled due to the COVID-19 pandemic.

Frazier spent 2018 as the wide receivers coach at Western Illinois, where he helped construct a Leathernecks passing attack that produced three receivers with at least 600 receiving yards and three receivers with at least 40 catches. Senior Isaiah LeSure (615 receiving yards) was named second team All-Missouri Valley Football Conference, while junior receiver John Brunner (625 receiver yards) was named to the All-MVFC Newcomer Team.

Following a season as wide receivers coach at Dayton in 2016, Frazier worked as a graduate assistant at Northwestern University in 2017, helping the Wildcats finish second in the Big 10 West and ending the campaign as Music City Bowl champions.

From 2014 to 2015, he coached at Delaware Valley, initially as receivers coach in 2014 before adding quarterbacks to his responsibilities the following season. Under Frazier's watch in 2014, wide receiver Rasheed Bailey earned first-team All-MAC, first-team All-America and Maxwell Award Tri-State Player of the Year honors prior to a professional career in the NFL and CFL. In 2015, Delaware Valley wide receiver Tyler Bing was a second-team All-MAC selection.

Frazier earned Division II All-America honors as a wide receiver and team captain at Kutztown University in 2011. During the same season he also won first-team All-Pennsylvania State Athletic Conference and third-team Don Hansen All-Region recognition, leading the team to its first PSAC championship in school history. In 2010, he was named second-team All-PSAC and second-team Daktronics All-Region.

He received his bachelor's degree in sports management from Kutztown in 2011, followed by a master's in policy studies from Delaware Valley in 2016.


Frazier is a native of Philadelphia, Pa., and married to Christina.

#### **Erik Frazier's Coaching Timeline:**

<b>2021-22:</b>	Offensive Skill Assistant, Tennessee Titans
<b>2019-20:</b>	Wide Receivers/Passing Game Coordinator, Montana State
<b>2018:</b>	Wide Receivers, Western Illinois
<b>2017:</b>	Graduate Assistant, Northwestern
<b>2016:</b>	Wide Receivers, Dayton
<b>2015:</b>	Quarterbacks/Wide Receivers, Delaware Valley
<b>2014:</b>	Wide Receivers, Delaware Valley

## JASON HOUGHTALING

### OFFENSIVE LINE ASSISTANT



Jason Houghtaling (name pronounced "HO-tail-ing") is in his second season with the Titans in 2022 after 14 years of collegiate coaching experience, including five seasons as the head coach at Wagner. He arrived in Tennessee after spending 2020 as the offensive line coach at Colgate.

In 2021, injuries forced the Titans to use seven different starting offensive line combinations, including five different starters at left tackle. However, the offense managed to finish fifth in rushing, averaging 141.4 rushing yards per game. Left guard Rodger Saffold III was named to his first career Pro Bowl.

Houghtaling had three different stints at Wagner, gaining experience as a running backs coach (2006), offensive line coach (2007-09), offensive coordinator (2011-12) and associate head coach/offensive coordinator (2014) prior to his tenure as head coach from 2015 to 2019.

During his time as Wagner's head coach, he coached 28 All-Northeast Conference selections, including Greg Senat, who he helped develop into a sixth-round pick in the 2018 NFL Draft by the Baltimore Ravens, and Matt Diaz, who was signed by the Titans as a rookie free agent in 2018.

Houghtaling's teams also produced a two-time conference Defensive Player of the Year in Cam Gill and the nation's second-leading rusher in 2018 in Ryan Fulse.

In Houghtaling's three total seasons as Wagner's offensive coordinator, the Seahawks amassed a 16-6 NEC record with a pair of league titles.

Known as "Hoss" to players and fellow coaches, Houghtaling was a Wagner assistant coach from 2006 to 2009, before becoming head coach at Hudson Valley Community College in 2010. Following one season as head coach of the Vikings, he returned to Wagner as offensive coordinator in 2011, where he spent two seasons, including the 2012 NEC Championship campaign. He spent 2013 as the offensive coordinator at Cornell before heading back to Wagner the next season.

During the 2013 campaign at Cornell, Houghtaling coached quarterback Jeff Mathews, who led the Ivy League in attempts, completions and passing yards, before signing a rookie free agent contract with the Atlanta Falcons.

In 2012, Houghtaling tutored Wagner's record-setting quarterback Nick



Doscher, who finished his career ranked first in school history and second in conference history with 8,404 yards of total offense. Doscher's 6,100 passing yards also established a team record. Additionally, the team's running back, Dominique Williams, would eventually enter the NFL.

A native of Windsor, N.Y., Houghtaling got his start in coaching at his high school alma mater, Windsor Central High School, where he spent two seasons working with the offensive line and linebackers. He then went to Milford Academy (Berlin, N.Y.) for two seasons as defensive coordinator, defensive line coach, and strength and conditioning coach.

A 2004 graduate of the University of Binghamton with a degree in history, Houghtaling earned a master's in education from Wagner in 2009. He originally attended Lafayette as a defensive lineman before injuries cut short his playing career and he transferred to Binghamton.

He and his wife, Mary, are the parents of two daughters: Abbie and Emma.

#### **Jason Houghtaling's Coaching Timeline:**

<b>2021-22:</b>	Offensive Line Assistant, Tennessee Titans
<b>2020:</b>	Offensive Line, Colgate
<b>2015-19:</b>	Head Coach, Wagner
<b>2014:</b>	Associate Head Coach/Offensive Coordinator, Wagner
<b>2013:</b>	Offensive Coordinator, Cornell
<b>2011-12:</b>	Offensive Coordinator, Wagner
<b>2010:</b>	Head Coach, Hudson Valley
<b>2007-09:</b>	Offensive Line, Wagner
<b>2006:</b>	Running Backs, Wagner

## TIM KELLY

### PASSING GAME COORDINATOR

Tim Kelly is in his first season with the Titans and his ninth season coaching in the NFL. He was hired in 2022 after spending eight seasons with the Houston Texans, including three campaigns as the team's offensive coordinator.

Kelly joined the Texans in 2014 as an offensive quality control coach and added assistant offensive line duties in 2016. He served as tight ends coach from 2017 to 2018, and in 2019, he was promoted to offensive coordinator, a title he held through 2021 while also coaching quarterbacks in 2020. During his time in Houston, the Texans won the AFC South title on four occasions (2015-16, 2018-19).

In 2021, third-round rookie quarterback Davis Mills appeared in 13 games with 11 starts for the Texans. He set a franchise rookie record with 2,664 passing yards, completing 263 of 394 attempts (66.8 pct.) for 16 touchdowns, 10 interceptions and a 88.8 passer rating. Mills led the NFL with a 116.8 passer rating in the red zone. Additionally, veteran wide receiver Brandin Cooks recorded a career-high 90 receptions for 1,037 yards and six touchdowns.

In 2020, the Texans offense led the NFL in yards per reception (12.6) and yards per play (6.4), while quarterback Deshaun Watson led the NFL and set the franchise's single-season record with 4,823 passing yards. Watson also ranked first in yards per attempt (8.9), second in passer rating (112.4) and third in completion percentage (70.2).

In Kelly's first season as offensive coordinator in 2019, the Texans put together a 10-6 regular season and captured the AFC South title. Houston added several pieces that Kelly worked into the offense, including tackle Laremy Tunsil, wide receiver Kenny Stills, and running backs Duke Johnson and Carlos Hyde. Tunsil was named to his first career Pro Bowl, while Hyde put together the first 1,000-yard season of his six-year career. The Texans had three Pro Bowl selections on offense: Tunsil, Watson and wide receiver DeAndre Hopkins. Houston finished the season with a 3,500-yard passer (Watson), a 1,000-yard rusher (Hyde) and a 1,000-yard receiver (Hopkins) for the first time since 2012. The Texans tied the team record for most overall touchdowns scored (46) in a single season and set franchise records for highest red-zone touchdown percentage (64.2) and fewest three-and-outs (24).

In 2018, the Texans captured an AFC South title with an 11-5 record, which marked the second-most wins in a season in franchise history and the first season with double-digit wins since 2012. Under Kelly, rookie tight end

Jordan Thomas posted 20 receptions for 215 yards (10.8 avg.) and four touchdowns in 16 games (10 starts), matching Andre Johnson for the second-most touchdown receptions by a rookie in franchise history. Houston also got production from rookie tight end Jordan Akins with 17 receptions for 225 yards (13.2 avg.) in 16 games (six starts) while the veteran in the group, Ryan Griffin, posted 24 receptions for 305 yards (12.7 avg.) in 14 games (11 starts).


In Kelly's first season overseeing tight ends in 2017, mainstays C.J. Fiedorowicz (five games) and Griffin (seven games) were limited to the fewest games of their respective careers after landing on injured reserve. In their stead, second-year tight end Stephen Anderson led the group with career highs of 25 receptions for 342 receiving yards (13.7 avg.) and a touchdown. The Texans tied for the fewest dropped passes in a single season in franchise history with only 14. The Texans scored 30 or more points six times, which tied the franchise record (2012). Houston also threw for the third-most passing touchdowns in a single season in franchise history (28) and the most 25-plus-yard completions in a single season in franchise history (38).

Kelly helped the Texans win back-to-back AFC South division championships in 2015-16 and post three straight winning seasons—both firsts in franchise history. In Kelly's first three years with the team, the Texans ranked third in the AFC and sixth in the NFL in rushing (119.8 yards per game).

In 2016, the offensive line paved the way for running back Lamar Miller to become just the fourth player in team history to eclipse 1,000 yards on the ground despite starting six different combinations along the offensive line and playing just one full game with both starting tackles. After finishing 9-7, the Texans won their Wild Card matchup with the Oakland Raiders and advanced to the Divisional Round for the third time in franchise history.

In 2015, Houston claimed its first AFC South division championship since 2012 and became the first NFL team since 1950 to earn a trip to the postseason with four different starting quarterbacks winning at least one regular season game.

The 2014 Texans ranked fifth in the NFL in rushing yards per game (135.1) and eighth in average time of possession (30:53). Ryan Fitzpatrick started 12 games and posted then-single-season career highs in passer rating (95.3) and completion percentage (63.1).



Prior to his NFL coaching career, Kelly was at Penn State, where he served as a graduate assistant after having held the same position at Ball State in 2011.

Before he went to Ball State, Kelly was the defensive coordinator, defensive line coach and recruiting coordinator at Minnesota State-Moorhead for the 2010 season.

Kelly spent the 2008-09 seasons at Illinois-Wesleyan, where he was the defensive line coach for the 2009 CCIW Championship team that ranked ninth among all defenses at the NCAA Division-III level. He also coached two first-team all-conference selections.

Kelly played defensive tackle at Eastern Illinois, starting all 48 games in his collegiate career and serving as the team's captain in 2007. He was named to the Capital One Academic All-District V Team in 2006 and 2007.

A native of Chicago Heights, Ill., Kelly starred at Marian Catholic High School, where he is a member of the East Suburban Catholic Conference Hall of Fame. He received his bachelor's degree in sports administration from Eastern Illinois in 2008 and his master's degree in sport management from Illinois State in 2010.

His brother, Dennis, is an NFL offensive lineman who spent five seasons with the Titans.

Kelly and his wife, Katie, have two daughters, Norah and Quinn.

#### **Tim Kelly's Coaching Timeline:**

<b>2022:</b>	Passing Game Coordinator, Tennessee Titans
<b>2021:</b>	Offensive Coordinator, Houston Texans
<b>2020:</b>	Offensive Coordinator/Quarterbacks, Houston Texans
<b>2019:</b>	Offensive Coordinator, Houston Texans
<b>2017-18:</b>	Tight Ends, Houston Texans
<b>2016:</b>	Offensive Quality Control/Asst. Offensive Line, Houston Texans
<b>2014-15:</b>	Offensive Quality Control, Houston Texans
<b>2012-13:</b>	Graduate Assistant, Penn State
<b>2011:</b>	Graduate Assistant, Ball State
<b>2010:</b>	Defensive Coordinator/Defensive Line, Minnesota State-Moorhead
<b>2008-09:</b>	Defensive Graduate Assistant, Illinois Wesleyan

## BOBBY KING

### INSIDE LINEBACKERS

Bobby King is in his first season with the Titans and his 13th season coaching in the NFL. He joined the Titans in 2022 as inside linebackers coach after spending the five previous seasons with the Houston Texans.

King totaled eight seasons with the Texans, originally from 2011 to 2013 before he rejoined the staff in 2017. During his second stint with the team, he coached linebackers in 2017, inside linebackers from 2018 to 2020 and finally the defensive line in 2021.

During King's final season in Houston, he helped second-year defensive lineman Jonathan Greenard post a team-high eight sacks. His rate of one sack for every 25.1 pass rushing downs he played was the fourth-highest rate in the league among players with at least 150 pass-rushing snaps.

In 2020, inside linebacker Zach Cunningham led the NFL with a career-high 163 total tackles under King. It was the second-highest total by a Texans player in a single season, and Cunningham became the first player in franchise history with at least 160 total tackles and five tackles for loss in a season. After Benardrick McKinney was injured in Week 4, Tyrell Adams stepped into the starting lineup and set single-season career highs in several categories, including tackles (121) and games started (12). From Weeks 5-17, Adams totaled the second-most tackles (119) in the NFL, trailing only Cunningham (120).

King's 2019 unit was headlined by a breakout season from Cunningham, whose 137 total tackles marked the seventh-most in the NFL, the fourth-highest single-season total in franchise history and most since DeMeco Ryans in 2006. Cunningham also set new career highs in tackles for loss (seven), quarterback hits (three) and sacks (two). McKinney (101 tackles) and Cunningham combined for the most tackles by a pair of Houston teammates since 2009.

Under King's tutelage in 2018, McKinney was named to his first career Pro Bowl. Cunningham established himself in his second NFL season by tying McKinney for the team lead with 105 total tackles and notching his first career interception, which he returned for a touchdown. King's unit helped the Texans defense lead the NFL in opponent average rushing yards per carry (3.44) and yield the third-fewest rushing yards (1,323) in the league.

Houston allowed just 19.8 points per game in 2018, including an NFL-best 17.3 points per game from Week 5-17.


In 2017, King guided rookie inside linebackers Cunningham and Dylan Cole to standout campaigns. Cunningham played in all 16 games and notched 82 total tackles, good for second among all NFL rookies and fourth in franchise history among rookies. Cole posted two interceptions, including one returned for a touchdown, making him the only college free agent with a pick-six in 2017. Meanwhile, outside linebacker/defensive end Jadeveon Clowney set single-season career highs in several categories, including sacks (9.5), while making his second straight Pro Bowl appearance. The defense's 85 total tackles for loss ranked fourth in franchise history.

King spent 2014 through 2016 as the assistant linebackers coach for the San Diego Chargers. In 2016, rookie inside linebacker Jatavis Brown led the Chargers with 76 total tackles to go along with 3.5 sacks. Second-year inside linebacker Denzel Perryman also set his single-season career high with 71 total tackles in addition to two sacks, one interception and eight tackles for loss. As a unit, Chargers linebackers forced the third-most fumbles in the NFL with 11 total in 2016.

In 2015, Chargers outside linebacker Melvin Ingram led the team and tied for 12th in the NFL with 10.5 sacks. Additionally, inside linebacker Manti Te'o led the team in total tackles with a single-season career-high 82 in 12 games. Chargers linebackers combined for 49 tackles for loss in 2015, second most in the NFL.

Before joining the Chargers, King had his first stint in Houston, including two years (2012-13) as the assistant linebackers coach. During the 2013 season, Texans inside linebacker Darryl Sharpton led the team and set a career high with 87 tackles. Additionally, outside linebacker Brooks Reed posted career highs in tackles (56) and tackles for loss (nine).

In 2012, despite numerous injuries, Texans linebackers were an integral part of the NFL's seventh-ranked defense. Inside linebacker Bradie James led the unit with 105 tackles, while veterans Tim Dobbins, Sharpton and



Barrett Ruud helped shore up the middle of the defense. On the outside, rookie Whitney Mercilus tied Brooks Reed's rookie record with six sacks, while Reed totaled 42 tackles and 2.5 sacks despite missing four games with a groin injury.

King started with the Texans in 2011 as a defensive assistant. That season, he was part of the third-largest defensive turnaround since the 1970 AFL-NFL merger as the Texans finished the year ranked second in the league in total defense, giving up 285.7 yards per game, after allowing 376.9 yards per game and ranking 30th in 2010.

King secured his first NFL job with Dallas in 2010 as the defensive quality control/assistant linebackers coach. He spent one season with the Cowboys working directly under Reggie Herring and Wade Phillips.

Prior to entering the NFL as a coach, King spent seven seasons in the college ranks. In 2005, he landed his first full-time job as a defensive line coach at West Texas A&M, where he was part of a team that captured the Lone Star Conference championship and earned the school's first-ever NCAA Division II playoff appearance. He then coached for two seasons at Baylor (2006-07), where he worked with the defensive line as a graduate assistant before returning to West Texas A&M as the defensive line coach for two seasons (2008-09). In 2009, the Buffaloes reached their first bowl game since 1967.

A native of Louisville, Ky., King was a three-year letter winner and a two-year starter on the defensive line at the University of Texas-EI Paso from 1998 to 2000. It's also where he made his start in coaching, serving as a student assistant working with the defensive line from 2002-03.

King and his wife, Elizabeth, have a son, Jackson Robert, and a daughter, Chloe Elizabeth.

#### **Bobby King's Coaching Timeline:**

<b>2022:</b>	Inside Linebackers, Tennessee Titans
<b>2021:</b>	Defensive Line, Houston Texans
<b>2018-20:</b>	Inside Linebackers, Houston Texans
<b>2017:</b>	Linebackers, Houston Texans
<b>2014-16:</b>	Assistant Linebackers, San Diego Chargers
<b>2012-13:</b>	Assistant Linebackers, Houston Texans
<b>2011:</b>	Defensive Assistant, Houston Texans
<b>2010:</b>	Defensive Quality Control/Assistant Linebackers, Dallas Cowboys
<b>2008-09:</b>	Defensive Line, West Texas A&M
<b>2006-07:</b>	Graduate Assistant (Defensive Line), Baylor
<b>2005:</b>	Defensive Line, West Texas A&M
<b>2002-03:</b>	Student Assistant, Texas-EI Paso

## ZAK KUHR

### INSIDE LINEBACKERS ASSISTANT

Zak Kuhr (pronounced "COOR") is in his third season coaching in the NFL. He was hired in 2020 as a quality control coach to work with the Titans defense and became the inside linebackers assistant in 2021.

In 2021, the rotation at inside linebacker included Rashaan Evans, Jayon Brown, David Long Jr. and Zach Cunningham. The quartet accounted for 212 total tackles and five interceptions, including Long's career highs of 75 tackles and two interceptions. After being claimed off waivers from Houston late in the season, Cunningham started the final four games of the regular season and led the defense over that stretch with 25 tackles. In the team's divisional playoff contest, Cunningham led the defense with 10 tackles.

Prior to joining the Titans, Kuhr spent the 2019 season at the University of Texas with head coach Tom Herman. The Longhorns finished with an 8-5 record, including a win in the Valero Alamo Bowl. They were 25th in the final Associated Press Top 25 rankings.

Kuhr was with head coach Everett Withers for two years at Texas State (2017-18). In his first season with the Bobcats, during which time he was the co-offensive coordinator and running backs coach, Texas State's offense averaged over 389 yards of total offense and nearly 23 points during the final five games after netting just 304 yards and 13.4 points per contest in the first seven games. Kuhr also coached a trio of running backs (Anthony Taylor, Anthony Smith and Robert Brown, Jr.) who combined for over 1,200 yards and five touchdowns. He was promoted to assistant head coach/offensive coordinator/running backs coach for the 2018 season.

Before his time at Texas State, Kuhr had a one-year stop in 2016 at Rutgers, where he was the Scarlet Knights' running backs coach.

After spending 2013 as a graduate assistant at Old Dominion, where he worked with the running backs and special teams, Kuhr completed two campaigns (2014-15) on the coaching staff at James Madison. He served as the co-offensive coordinator and running backs coach for the Dukes in 2015 after being hired as running backs coach the previous year. In 2015,

James Madison finished with a 9-3 record, advanced to the second round of the FCS playoffs, leading the country in third-down efficiency (54 percent) while ranking second in scoring offense (44.3 points per game) and third in total offense (528.8 yards per game).


He was an intern under Urban Meyer at Ohio State for two seasons (2011-12), working with running backs and special teams units. It was there that he first worked with current Titans head coach Mike Vrabel, who was an assistant for the Buckeyes at the time. Kuhr helped mentor running back Carlos Hyde, who went on to earn All-American honors.

A native of Jacksonville, Fla., Kuhr launched his coaching career in his hometown at a young age. He first worked as an assistant coach at Mandarin High School and Westside High School, where he served as offensive coordinator. He then spent two seasons (2009-10) as special teams coordinator at Edward Waters College.

Kuhr earned his bachelor's degree in sports management at Florida in 2013.

#### **Zak Kuhr's Coaching Timeline:**


<b>2021-22:</b>	Inside Linebackers Assistant, Tennessee Titans
<b>2020:</b>	Quality Control, Tennessee Titans
<b>2019:</b>	Assistant Coach, Texas
<b>2018:</b>	Assistant Head Coach/Offensive Coordinator/Running Backs, Texas State
<b>2017:</b>	Co-Offensive Coordinator/Running Backs, Texas State
<b>2016:</b>	Running Backs, Rutgers
<b>2015:</b>	Co-Offensive Coordinator/Running Backs, James Madison
<b>2014:</b>	Running Backs, James Madison
<b>2013:</b>	Graduate Assistant, Old Dominion
<b>2011-12:</b>	Intern, Ohio State
<b>2009-10:</b>	Special Teams Coordinator, Edward Waters





## CLINTON McMILLAN

### DEFENSIVE LINE ASSISTANT



Clinton McMillan is in his second season with the Titans and his first year as defensive line assistant. He initially joined the Titans in 2021 as a defensive assistant as part of the NFL's Bill Walsh Coaching Fellowship.

In 2021, he primarily worked with the Titans outside linebackers. The group accounted for 19 total sacks, including 12 sacks by Harold Landry III, who led the team, set a career high and ranked 10th in the NFL. Landry was named to his first career Pro Bowl.

In 2020, McMillan spent his only season at Florida State as a senior analyst for a defense that featured nine first-time starters. Linebacker Stephen Dix Jr. earned Freshman All-America honors, while cornerback Asante Samuel Jr. was named first-team All-ACC before becoming a second-round NFL Draft pick by the Los Angeles Chargers. Defensive tackle Marvin Wilson was a second-team all-conference selection.

McMillan was defensive line coach at the University of Tennessee at Martin from 2017 to 2019 and also held defensive run game coordinator and co-special teams coordinator titles in his time with the Skyhawks. He coached four all-conference performers during his tenure: returner Terry Williams and linemen Julian Crutchfield, Jay Murphy and Austin Pickett.

In 2019, he helped UT Martin lead the Ohio Valley Conference with 25 sacks. The Skyhawks ranked among the national leaders in several categories, including blocked kicks (ninth), punt return defense (10th), blocked punts (11th) and defensive touchdowns (11th). Also in 2019, McMillan helped coach the only player in the country with multiple punt return touchdowns (Williams) and the FCS' individual leader in blocked kicks (Korbin Harmon).

During the 2018 season, UT Martin's defense ranked 17th nationally in tackles for loss (7.6 per game). In conference play, the unit ranked second in rushing defense (130.5 yards per game), passing defense (202.1) and total defense (332.4).

In 2017, the Skyhawks ranked in the top 10 nationally in several categories, including first in red-zone defense (60.6 percent), fourth in scoring defense (14.3 points per game), sixth in total defense (273.8 yards per game) and sixth on third-down conversion (28.7 percent).

McMillan began his coaching career at Sanford Seminole High School and Winter Park High School before serving as a graduate assistant at Weber State from 2012-14. He then moved on to a graduate assistant role at Marshall from 2014-16, helping the Thundering Herd compile a 26-13 record with one conference championship and back-to-back bowl appearances. He was hired as defensive coordinator and secondary coach at Ohio Dominican before his role at UT Martin.

A native of Oviedo, Fla., McMillan played four seasons at the University of Florida, appearing in 48 career games at defensive tackle for the Gators. As a senior, he started in all 13 games and recorded 23 tackles. In 2006, he was a member of the BCS National Championship team under head coach Urban Meyer.


McMillan earned a Bachelor's degree in sociology from the University of Florida in 2007.

#### Clinton McMillan's Coaching Timeline:

<b>2022:</b>	Defensive Line Assistant, Tennessee Titans
<b>2021:</b>	Defensive Assistant, Tennessee Titans
<b>2020:</b>	Senior Analyst (Defense), Florida State
<b>2017-19:</b>	Defensive Run Game Coordinator/Defensive Line/Co-Special Teams Coordinator, Tennessee-Martin
<b>2017:</b>	Defensive Coordinator/Secondary, Ohio Dominican
<b>2014-16:</b>	Defensive Graduate Assistant, Marshall

## ANTHONY MIDGET

### SECONDARY



Anthony Midget is in his third year with the Titans as secondary coach and his ninth total season coaching in the NFL. He also has seven seasons of college coaching experience.

In 2021, Midget oversaw the secondary as it added new regular starters at cornerback (Kristian Fulton and Jackrabbit Jenkins), safety (Amani Hooker) and nickel back (Elijah Molden). The defense tied for 10th place in the NFL with 16 interceptions and tied for fourth place in the NFL with 83 passes defended. Safety Kevin Byard was a first-team All-Pro and Pro Bowl selection with a team-high five interceptions, while Fulton tied for 11th place in the NFL with 14 passes defended.

In 2020, Titans defense ranked seventh in the NFL with 15 interceptions. Cornerback Malcolm Butler's five combined interceptions in the regular season and postseason tied for fourth in the league. Meanwhile, Byard led the defense and set a career high with 111 tackles.

Prior to his arrival in Tennessee, Midget was Houston's secondary coach for two years (2018-19) following four seasons as the team's assistant

secondary coach (2014-17).

In 2019, Midget directed a defensive backfield that incorporated several new pieces, helping the Texans capture their second consecutive AFC South title and their fourth in five years. They added safety Tashaun Gipson Sr. and cornerback Bradley Roby in free agency, while corners Vernon Hargreaves and Gareon Conley were acquired during the season. Meanwhile, safety Justin Reid continued to flourish in only his second NFL season.

In Midget's first season overseeing Houston's secondary in 2018, the Texans allowed 19.8 points per game, including an NFL-best 17.3 points per game from Weeks 5-17. Reid quickly blossomed into an impact player in his rookie season, appearing in all 16 games and becoming the first rookie to post a stat line of 81 total tackles, three interceptions (including one returned 101 yards for a touchdown), 10 passes defended, one quarterback hit, two tackles for loss, one forced fumble, two fumble recoveries and seven special teams tackles since each stat became

officially tracked by the NFL. Midget also helped veteran Kareem Jackson record the best season of his nine-year career with a career-high 17 passes defended and two interceptions.

In 2017, Houston tied with Cincinnati, Miami and Pittsburgh for the NFL lead with three different defensive backs posting at least one interception and at least one sack—Jackson, Marcus Gilchrist and Eddie Pleasant. Houston had seven different players record an interception.

The Texans won back-to-back AFC South championships in 2015-16 and put together three consecutive winning seasons (2014-16) for the first time in franchise history. Houston's 7-1 record at home and 5-1 record in the division in 2016 both tied franchise records. The team also advanced to the AFC Divisional Round for the first time since 2012.

The Texans finished the 2016 season with the NFL's top-ranked defense for the first time in franchise history, surrendering an average of only 301.3 total net yards per game. They also gave up the fewest first downs (17.0) and second-fewest net passing yards (201.6) per game. Houston was the only team in the NFL to not allow a 300-yard passer in 2016. Safety Quintin Demps led all NFL safeties with a career-high six interceptions, which also tied for the second-most in a single season in Texans history. Cornerback A.J. Bouye set single-season career highs with 62 total tackles and 16 passes defended, and he became the first player in team history with a pick in back-to-back postseason games.

In 2015, the Texans defense finished third in the NFL in net yards (310.2) and net passing yards allowed per game (210.4), tied for third in passes defended (90) and tied for seventh in points allowed per game (19.6). The Texans also allowed the fifth-lowest opponent completion percentage (59.0) in the league. They led the league on third down (28.5 percent), surrendering the lowest opponent third-down percentage by any NFL team since the 2003 Titans (27.7).

In 2014, the Texans secondary was involved in 22 of Houston's 34 takeaways and had seven players with either a forced fumble, fumble recovery or interception. The group accounted for nine forced fumbles, five fumble recoveries, 16 interceptions and three interceptions returned for touchdowns.

Prior to joining the Texans, Midget spent the 2013 season at Penn State, where he held the role of safeties coach for head coach Bill O'Brien. In his

one year at the school, Penn State's pass defense efficiency ranked fifth in the Big Ten, and the Nittany Lions joined Ohio State as the only two teams to have three players rank in the top 20 of passes defended in the conference.

From 2008 through 2012, Midget served as secondary coach and special teams coordinator (2008-11) before becoming defensive coordinator (2012) at Georgia State. During his tenure, he worked with kick returner Albert Wilson, who led the Colonial Athletic Association with a 25.9 kickoff return average en route to being selected CAA Co-Special Teams Player of the Year in 2012. Midget was also instrumental in the development of punter Lain Vance, who was a third team All-American in 2010.

Midget joined the collegiate coaching ranks as a graduate assistant at Virginia Tech, his alma mater, helping the Hokies win the 2007 Atlantic Coast Conference title. He began his coaching career at Lake Worth (Fla.) High School, where he served as an assistant coach for four seasons (2003-06).

As a player, Midget was a four-year letterman and a three-year starter at cornerback at Virginia Tech. As a senior in 1999, he earned third team All-American honors and first team All-Big East honors, helping the Hokies reach the BCS National Championship Game. He also was named to the Big East All-Academic team and the Athletic Director's Honor Roll. Midget was selected by the Atlanta Falcons in the fifth round (134th overall) of the 2000 NFL Draft.

Midget and his wife, Tresica, have two daughters, Anaiya and Kaylin, and one son, Jalen.

#### **Anthony Midget's Coaching Timeline:**

<b>2020-22:</b>	Secondary, Tennessee Titans
<b>2018-19:</b>	Secondary, Houston Texans
<b>2014-17:</b>	Assistant Secondary, Houston Texans
<b>2013:</b>	Safeties, Penn State
<b>2012:</b>	Defensive Coordinator, Georgia State
<b>2008-11:</b>	Secondary/Special Teams Coordinator, Georgia State
<b>2007:</b>	Graduate Assistant, Virginia Tech
<b>2003-06:</b>	Assistant Coach, Lake Worth (Fla.) High School

## ROB MOORE WIDE RECEIVERS

Rob Moore is in his fifth season with the Titans as wide receivers coach, his 21st NFL season as a player or coach, and his 14th total season in coaching.

Under Moore's tutelage from 2019 to 2021, wide receiver A.J. Brown led the Titans with 185 receptions, 2,995 receiving yards, a 16.2-yard receiving average and 24 touchdown catches. Since 1970, Brown was only the fourth NFL player to reach all of those numbers within his first three seasons, joining Randy Moss, Jerry Rice and John Jefferson. During those three seasons, Brown ranked seventh in the NFL in receiving average and tied for 10th in touchdown catches.

In 2021, Brown posted a team-best 63 receptions, 869 receiving yards and five touchdown catches, becoming the first player in franchise annals to begin his career with at least 50 receptions and five touchdown receptions in three consecutive seasons. Nick Westbrook-Ikhine set career highs with 38 receptions, 476 receiving yards and four touchdown catches, helping to make up for significant time lost in 2021 by the receiving corps due to injuries. Brown, Julio Jones, Marcus Johnson, Cameron Batson and Racey McMath all had at least one stint on injured reserve.

In 2020, Brown was selected to his first Pro Bowl after leading the team with 70 receptions, 1,075 receiving yards and 11 touchdown catches in 14 games (12 starts). He tied for fifth place in the NFL in touchdown receptions and joined Drew Bennett (11 in 2004) as the only players in the team's "Titans era" (since 1999) with 10 or more touchdown receptions in a season. Additionally, wide receiver Corey Davis set career highs with 984 receiving yards and five touchdowns and tied his career high with 65 catches.

In 2019, the Titans offense ranked fourth in the NFL in yards per play (6.12) and first in red zone efficiency (75.6 percent). Along the way, Moore helped Brown, a second-round draft pick, put together one of the best seasons by a rookie in franchise annals. Brown led the 2019 NFL rookie class in receiving yards (1,051), tied for the rookie lead in touchdown receptions (eight), and ranked fifth among rookies in receptions (52). Among all rookies in franchise history, Brown ranked third in receiving yards and fifth in receptions, and he tied for the third-highest receiving touchdown total. Among all NFL players in 2019—rookies and veterans—Brown finished



second in receiving average (20.2), behind only the Los Angeles Chargers' Mike Williams (20.4).

Moore oversaw the development of a youthful group in 2018 that included Davis in his second year and and third-year veteran Tajaé Sharpe. Davis led the offense with 65 receptions, 891 receiving yards and four touchdowns, seeing dramatic increases from his rookie campaign (34 catches for 375 yards). His yardage total ranked ninth among all AFC wide receivers.

Prior to arriving in Tennessee, Moore spent three seasons (2015-17) as the Oakland Raiders wide receivers coach. In Oakland, he worked with Amari Cooper and Michael Crabtree, who combined for 435 receptions, 5,446 receiving yards, 43 touchdowns and 17 100-yard games during their three seasons together. With seven touchdowns by Cooper and eight from Crabtree in 2017, the two became the first Raiders teammates since Tim Brown and Rick Dudley from 1997-99 to have at least five touchdown receptions apiece in three consecutive seasons.

In 2016, Cooper (1,153 yards) and Crabtree (1,003) became the first pair of Raiders wide receivers to surpass 1,000 receiving yards in the same season since 2001. Cooper became only the third player in NFL history to surpass 1,000 receiving yards and 70 receptions in each of his first two seasons (2015-16) in the league, joining Odell Beckham Jr. and Marques Colston.

In his first season in Oakland, Moore was charged with overseeing the rookie development of Cooper, the team's first-round draft selection in 2015. Cooper set franchise rookie records for receptions (72), receiving yards (1,070) and 100-yard games (five), and his reception total was the highest by any NFL wide receiver 21 years old or younger. Additionally, first-year player and former undrafted wide receiver Seth Roberts accounted for five touchdown receptions.

After coaching five seasons at the collegiate level, Moore joined the Buffalo Bills in 2014 to help mentor a youthful wide receiving corps. Moore helped rookie Sammy Watkins, the team's fourth-overall pick in the 2014 NFL Draft, total 65 receptions for 982 yards and six touchdowns, setting the team's rookie records for receptions and yards. Second-year receiver Robert Woods set new personal bests with 65 catches for 699 yards and five touchdowns, while another young receiver, Chris Hogan, set career highs with 41 receptions, 426 yards and four touchdowns.

As wide receivers coach for four years at Syracuse (2010-13), Moore helped the Orange to three bowl victories. Under his tutelage, wide receiver Alec Lemon finished his career ranked first in the Orange record books for all-time receptions (201) and second in all-time receiving yards (1,780).

Moore got his start in coaching at Montclair (N.J.) High School from 2002-03, working with wide receivers, and in 2009, he became the wide receivers coach for Phoenix (Ariz.) Junior College. He also spent time working as a consultant for Protect Management and Athlete's Performance, training athletes for the NFL Draft, such as future draft picks Robert Meachem, Dwayne Bowe, Vernon Davis, Golden Tate and Arrelious Benn.

Moore played 12 years as a wide receiver in the NFL after being selected by the New York Jets in the first round of the 1990 Supplemental Draft. He spent five seasons with New York Jets (1990-94) and seven years with the Arizona Cardinals (1995-2001). His career totals included 153 games, 146 starts, 628 receptions, 9,368 receiving yards and 49 touchdowns. He was named to the Pro Bowl following the 1994 and 1997 campaigns, the latter of which he led the NFL with 1,584 receiving yards en route to being named All-Pro.

A native of Hempstead, N.Y., Moore played collegiately at Syracuse from 1987-89, starting all three seasons. He set team records for receiving yards per game (75.8) and career touchdown receptions (22) while going to three consecutive bowl games. He was on Syracuse's undefeated (11-0-1) team in 1987. In 1999, he was named to Syracuse's All-Century Team.

He is married to Candice and has five children: son Satchel and daughters Dakota, Savoy, Meadow and Charlie.

#### **Rob Moore's Coaching Timeline:**

<b>2018-22:</b>	Wide Receivers, Tennessee Titans
<b>2015-17:</b>	Wide Receivers, Oakland Raiders
<b>2014:</b>	Wide Receivers, Buffalo Bills
<b>2010-13:</b>	Wide Receivers, Syracuse
<b>2009:</b>	Wide Receivers, Phoenix (Ariz.) JC

## PAT O'HARA QUARTERBACKS

Pat O'Hara is in his fifth season with the Titans as quarterbacks coach after spending the previous three seasons (2015-17) with the Houston Texans.

O'Hara brings a deep and varied set of experiences to the Titans, with a playing career as a quarterback that spanned 16 years in the NFL, World League and the Arena Football League. Additionally, he spent 10 years coaching in the AFL, including multiple stints as a head coach.


Under O'Hara's guidance from 2019 to 2021, Ryan Tannehill became the franchise's first starting quarterback since Warren Moon (1987 to 1993) to direct his team to the playoffs in three consecutive seasons. Tannehill's 102.0 passer rating during those three seasons ranked seventh in the NFL among qualifiers, and his 13 total game-winning drives in the same span ranked second behind only Raiders quarterback Derek Carr (14).

In 2021, Tannehill placed third on the franchise's single-season passing charts in attempts (531), completions (357) and completion percentage (67.2), and he ranked fourth with 3,734 passing yards. He became the only quarterback other than Moon (1989-1991) to record multiple seasons with at least 3,500 passing yards with the franchise.

In 2020, Tannehill ranked fifth in the NFL with a 106.5 passer rating, which was second in franchise history behind his own 2019 record (117.5). Tannehill produced top-five numbers on several other franchise single-season lists in 2020, including 40 total touchdowns (first), 3,819 passing yards (third), 33 touchdown passes (tied for second), 65.5 completion percentage (fourth) and 7.9 yards per attempt (tied for fifth).

In 2019, O'Hara was part of a staff that turned the season around from a 2-4 start to the team's first AFC Championship Game appearance in 17 seasons. The Titans traded for Tannehill during the 2019 offseason, and in Week 7 he recorded his first start for the club. Tannehill subsequently set single-season franchise records and led the NFL with a 117.5 passer rating and a passing average of 9.6 yards per attempt. His passer rating was the fourth-highest figure in NFL history among qualifiers. Additionally, he set a club record and placed third in the NFL with a 70.3 completion percentage. He capped the season by winning the Associated Press Comeback Player of the Year Award in addition to Pro Bowl honors.

In 2018, O'Hara helped guide quarterback Marcus Mariota to a single-





season franchise record with a 68.9 completion percentage (228 of 331), shattering the previous record of 65.6 percent by Cody Carlson in 1992. Mariota also finished 2018 with a career-best average of 7.64 yards per attempt, a career-best 357 rushing yards and a career-low eight interceptions. At Houston, he completed 22 of 23 passes to rank second in NFL history with a single-game completion rate of 95.7 percent.

In his time with the Texans, O'Hara was an offensive assistant and helped coach quarterbacks. In 2017, rookie quarterback Deshaun Watson completed 61.8 percent of his passes for 1,699 yards and 19 touchdowns in only seven games before suffering a season-ending injury. Watson set NFL records for most passing touchdowns (19) through a player's first seven career games in NFL history and most passing touchdowns (18 in Weeks 3-8) by a rookie over any five-game span in NFL history. Watson recorded three games with four-or-more passing touchdowns, joining Fran Tarkenton (1961) as the only rookies in NFL history to do so. He also became the fifth quarterback and first rookie in NFL history to have a five-game stretch of at least 225 passing yards and at least 20 rushing yards.

The Texans won the AFC South in 2015 and 2016 with back-to-back 9-7 records. In 2015, Houston became the first NFL team since 1950 to earn a trip to the postseason with four different starting quarterbacks winning at least one regular season game.

Before joining the Texans, O'Hara spent the 2014 AFL offseason as the director of player personnel for the Jacksonville Sharks, following 10 seasons coaching arena football. He was the head coach for the Los Angeles Avengers (2009), Tri-Cities Fever (AF2, 2009), Orlando Predators (2010-11) and New Orleans VooDoo (2012-14).

While still playing quarterback in the Arena League, O'Hara began his coaching career in 1996 as the quarterbacks coach at Point Loma High School in California. Two years later, he became the quarterbacks coach for New Smyrna Beach (Fla.) High School and was eventually named offensive coordinator at Olympia (Fla.) High School in 2001. O'Hara got his first AFL coaching job as the offensive coordinator of the Tampa Bay Storm in 2005 and held the unique position of a player-coach. Eventually, O'Hara retired as a player in 2007 and landed his first head coaching job with the Los Angeles Avengers (AFL) in 2009.

As a player, O'Hara spent six seasons in Orlando and helped lead the Predators to wins in ArenaBowls XII and XIV. He then joined the Toronto Phantoms in 2001 and the Tampa Bay Storm in 2003, helping lead the Storm to a win in ArenaBowl XVII.

O'Hara attended the University of Southern California, where he played quarterback for the Trojans under head coach Larry Smith. After Rodney Peete left in 1989, O'Hara was poised to take over as USC's starting quarterback until a knee injury ended his junior season just 10 days before the first game.

After graduating from USC with a degree in public administration, O'Hara was drafted by the Tampa Bay Buccaneers in the 10th round of the 1991 NFL Draft. Following the 1991 season, he was allocated to the World League of American Football's Ohio Glory. He then spent the 1992 and 1993 seasons with the San Diego Chargers before heading to training camp with the Washington Commanders in 1994.

O'Hara has done consulting work in the film industry, coordinating and choreographing football action scenes for movies such as "The Longest Yard," "Invincible," "We Are Marshall" and "The Game Plan." His work includes coaching actors Adam Sandler, Mark Wahlberg and Dwayne "The Rock" Johnson. He appeared on screen in "The Waterboy," "Any Given Sunday," and "The Game Plan."

O'Hara served as an analyst for CBS Sports Network on AFL broadcasts from 2014-18. Additionally, he has worked as a television football analyst for Spectrum Sports/Bright House Sports Network covering Florida High School football and served as the color analyst for the University of Central Florida IMG Radio Network.

A native of Santa Monica (Calif.), O'Hara and his wife, Billie, have two sons: Tyler and Trace.

#### **Pat O'Hara's Coaching Timeline:**

<b>2018-22:</b>	Quarterbacks, Tennessee Titans
<b>2017:</b>	Offensive Assistant/Quarterbacks, Houston Texans
<b>2015-16:</b>	Offensive Assistant, Houston Texans
<b>2014:</b>	Director of Player Personnel, Jacksonville Sharks (AFL)
<b>2012-14:</b>	Head Coach, New Orleans VooDoo (AFL)
<b>2010-11:</b>	Head Coach, Orlando Predators (AFL)
<b>2009:</b>	Head Coach, Tri-Cities Fever (AF2)
<b>2009:</b>	Head Coach, Los Angeles Avengers (AFL)
<b>2007-08:</b>	Offensive Coordinator, Tampa Bay Storm (AFL)
<b>2005:</b>	Offensive Coordinator, Tampa Bay Storm (AFL)
<b>2001-03:</b>	Offensive Coordinator, Olympia (Fla.) High School
<b>1998-00:</b>	Quarterbacks, New Smyrna Beach (Fla.) High School
<b>1996:</b>	Quarterbacks, Point Loma (Calif.) High School

## FRANK PIRAINO

### DIRECTOR OF SPORTS PERFORMANCE



Frank Piraino is in his fourth season with the Titans and his first year as director of sports performance. He joined the Titans in 2019 as strength and conditioning coach after 16 years developing athletes in the collegiate ranks.

In 2021, Piraino was part of a coaching staff that earned its third consecutive playoff appearance. The Titans won the AFC South title for the second consecutive season and earned the conference's top playoff seed with a 12-5 record in the regular season.

In 2020, the Titans won their division with an 11-5 record in the regular season, claiming their best record and first division title since going 13-3 in 2008. It followed a 2019 campaign in which they advanced to the AFC Championship Game for the first time since 2002.

Piraino joined the Titans after serving as head strength and conditioning coach for football at Boston College, where he spent six total seasons (2013-18).

Piraino joined head coach Steve Addazio at Boston College after spending two seasons (2011-12) as his head strength and conditioning coach at Temple and one year as the head strength and conditioning coach for football at Marshall (2010).

He served on the strength and conditioning staff at the University of Florida for five years (2005-09), during a stretch when Florida won a pair of national championships (2006 and 2008) under head coach Urban Meyer.

Piraino also spent time at Notre Dame (2004), Michigan State (2003-04) and Walsh Jesuit (Cuyahoga Falls, Ohio) High School (2000-03), as well as an internship with the Cleveland Indians (2000-01).

A native of Cleveland, Ohio, Piraino earned his bachelor's degree at the University of Akron and later earned a master's degree from Michigan State.


He and his wife, Evan, have one son, Milo.

#### Frank Piraino's Coaching Timeline:

<b>2022:</b>	Director of Sports Performance, Tennessee Titans
<b>2019-21:</b>	Strength and Conditioning, Tennessee Titans
<b>2013-18:</b>	Head Strength and Conditioning, Boston College
<b>2011-12:</b>	Head Strength and Conditioning, Temple
<b>2010:</b>	Head Strength and Conditioning, Marshall
<b>2005-09:</b>	Strength and Conditioning, Florida
<b>2004:</b>	Strength and Conditioning, Notre Dame
<b>2003-04:</b>	Graduate Assistant, Michigan State
<b>2000-03:</b>	Assistant Coach, Walsh Jesuit (Cuyahoga Falls, Ohio) High School

## TYLER ROUSE

### SPORTS PERFORMANCE ASSISTANT



Tyler Rouse is in his first season with the Titans as sports performance assistant. He joined the Titans in 2022 after five seasons coaching in the collegiate ranks.

In 2021, Rouse was on the staff at Colorado State University as assistant strength and conditioning coach. He spent the previous four seasons (2017-20) with the same title at his alma mater, Boston College.

During a four-year playing career as a running back at Boston College, Rouse appeared in 48 games and rushed for 852 yards and 12 touchdowns on 199 attempts. A three-year starter, he added 22 receptions for 284 yards and a score and also returned 24 punts for 313 yards.

As a senior in 2016, he was voted a team captain and won the Boston College Football Coaches Award. He averaged 13.0 yards per punt return to rank sixth in the nation and third in the ACC.

As a junior in 2015, he posted career highs with 426 rushing yards and seven touchdowns. Also that year, he won the school's Golden Eagle Leadership Award, which is given to student athletes who display outstanding leadership qualities and best represent the Boston College mottoes "Ever to Excel" and "Men and Women for Others."

Rouse received his bachelor's degree from Boston College in 2017 and added a master's in sport administration in 2019.


A native of Baldwinsville, N.Y., Rouse was named the New York Gatorade Player of the Year and the New York State Sportswriters Association Player of the Year in 2012 after rushing for 2,977 yards and 45 touchdowns at C.W. Baker High School.

#### Tyler Rouse's Coaching Timeline:

<b>2022:</b>	Sports Performance Assistant, Tennessee Titans
<b>2021:</b>	Assistant Strength and Conditioning, Colorado State
<b>2017-20:</b>	Assistant Strength and Conditioning, Boston College

# JIM SCHWARTZ

## SENIOR DEFENSIVE ASSISTANT



Jim Schwartz is in his 29th NFL season and his 12th campaign with the Titans. He rejoined the team in 2021 as senior defensive assistant after previously serving on the staff from 1999 to 2008, including eight years as defensive coordinator.

Schwartz brings to the Titans 14 total years of experience as an NFL defensive coordinator and an additional four years as the head coach of the Detroit Lions (2009-13).

In 2021, Schwartz helped the Titans finish second in rushing defense (84.6 yards allowed per game), 12th in total defense (329.8 per game), sixth on third down (36.7 percent) and sixth in scoring defense (20.8 points per game). The Titans ranked ninth in sacks (43), while outside linebacker Harold Landry III (12 sacks) and defensive linemen Denico Autry (nine sacks) and Jeffery Simmons (8.5) made up the NFL's only trio with at least eight sacks each. The Titans sent Landry, Simmons and safety Kevin Byard to the Pro Bowl, with Byard adding first-team All-Pro honors.

From 2016 to 2020, Schwartz was the defensive coordinator with the Philadelphia Eagles. During his five seasons in Philadelphia, the Eagles ranked third in third-down defense (35.9 percent), sixth in red-zone defense (52.7 percent), third in rushing defense (99.1 yards per game) and seventh in sacks (208).

In 2020, the Eagles defense ranked third in the NFL with 49 sacks, and in 2019, the team led the NFL in forcing three-and-out drives (27.5 percent). The defense featured a pair of Pro Bowl selections in defensive end Brandon Graham and defensive tackle Fletcher Cox.

In 2019, Philadelphia forced the highest percentage of opponent three-and-out drives (27.5 pct.) in the NFL and ranked third in rushing defense (90.1 ypg), fourth in third-down defense (34.2 pct.) and 10th in yards allowed per game (331.7). Including playoffs, the Eagles allowed 17-or-fewer points in eight of the last 10 games of the season.

Philadelphia finished first in the league in red zone defense (44.6 pct.) and ranked sixth in third-down defense (35.3 pct.) and seventh in rushing defense (96.9 ypg) in 2018. Schwartz's defensive line, led by Cox, a first-team All-Pro with a career-high 10.5 sacks, produced more sacks (36.5) than any other defensive line in the NFL.

During the Super Bowl LII-winning campaign in 2017, the Eagles allowed the fewest rushing yards per game (79.2) in the NFL, ranked third in third-down defense (32.2 pct.) and produced the fourth-most takeaways (31). Philadelphia also allowed its fewest touchdowns (31) and rushing touchdowns (seven) since the 2008 campaign. In the playoffs, the defense played a pivotal role, surrendering only 10 points in the Divisional Round and seven points in the NFC Championship.

In 2016, Schwartz's first season with the Eagles, he guided the team's transition from a 3-4 to a 4-3 defensive and oversaw a unit that ranked third in the NFL in red zone defense (45.1 pct.). The defensive front featured two All-Pro honorees in Cox and Graham (led the NFL with 78 combined sacks, hurries and knockdowns) and Jordan Hicks led all NFL linebackers with five interceptions (career high).

In his lone season with the Buffalo Bills (2014), Schwartz directed a defense that notched a league-high 54.0 sacks and held opponents to a league-best 33.2 percent third-down conversion rate. The Bills ranked second in both scoring defense (16.9 ppg) and opponent quarterback rating (74.5). Schwartz also tutored a talented defensive line that saw Mario Williams (14.5), Marcell Dareus (10.0) and Jerry Hughes (10.0) set career highs in sacks, with Dareus, Williams and Kyle Williams collecting Pro Bowl honors at the end of the season.

Schwartz earned his first head coaching job in 2009, when he was hired by Detroit after the team went 0-16 in 2008. The Lions drafted Matthew Stafford in Schwartz's first offseason and the team saw steady improvement under his direction over the next three seasons, including a 10-6 record in 2011 that resulted in the team's first postseason appearance since the 1999 campaign.

In 2013, Detroit's defense led the league in opponent third-down conversion rate (30.3 pct.) and boasted the NFL's second-best red zone defense (161 points allowed and 38.1 pct. touchdown efficiency).

Schwartz's 2011 Lions playoff team recorded 34 total takeaways, which was tied for the third-highest mark in the NFL, including a league-leading and franchise-record seven return touchdowns (five interceptions and two fumbles). That year's defensive unit also finished third in the NFL in third-down conversion rate (67.3 pct.). Led by defensive end Cliff Avril and defensive tackle Ndamukong Suh, Detroit's defensive line accounted for 35.0 sacks, the fourth-most by a defensive line that season.

Prior to his tenure in Detroit, Schwartz spent 10 seasons with the Titans and served as the team's defensive coordinator from 2001-08. In those 10 seasons, the Titans made an appearance in Super Bowl XXXIV, played in two AFC Championship Games, captured three division titles and earned six playoff berths.

In Schwartz's eight-year run as Tennessee's defensive coordinator, Titans defenses boasted a number of Pro Bowl selections, including Keith Bulluck, Kevin Carter, Cortland Finnegan, Albert Haynesworth, Chris Hope, Jevon Kearse and Kyle Vanden Bosch.

From 2007-08, the Titans accumulated a 23-9 record in the regular season, including a league-best 13-3 mark in 2008. In those two seasons combined, Tennessee's defense ranked fifth in sacks (84.0), third in interceptions (42) and fourth in forced fumbles (39). Also during that span, the Titans surrendered the second-fewest points in the NFL (531) and the fourth fewest total yards in the league (9,363).

Before taking over as defensive coordinator, Schwartz served as Tennessee's linebackers and third-down package coach in 2000. That season, the Titans boasted the league's top third-down defense, as the unit allowed just a 30.8 percent conversion rate.

Schwartz was originally hired by the Titans in 1999 as a defensive assistant after serving in the same capacity for the Baltimore Ravens during the 1996-98 seasons.

After coaching in the college ranks for four years from 1989-1992, Schwartz entered the NFL in 1993 as a college/pro scout for the Cleveland Browns. While in Cleveland, he worked with then-Browns head coach Bill Belichick and members of the Cleveland personnel department, including George Kokinis, Michael Lombardi, Ozzie Newsome, Scott Pioli and Phil Savage.

A native of Baltimore, Md., Schwartz attended Georgetown University, where he was a four-year letter winner at linebacker and earned his degree in economics. In 1988, Schwartz was named a team captain for the Hoyas and earned Division III CoSIDA/GTE Academic All-America and All-America honors.

Schwartz and his wife, Kathy, have three children: Christian, Alison and Maria.



**Jim Schwartz's Coaching Timeline:**

<b>2021-22:</b>	Senior Defensive Assistant, Tennessee Titans
<b>2016-20:</b>	Defensive Coordinator, Philadelphia Eagles
<b>2014:</b>	Defensive Coordinator, Buffalo Bills
<b>2009-13:</b>	Head Coach, Detroit Lions
<b>2001-08:</b>	Defensive Coordinator, Tennessee Titans
<b>2000:</b>	Linebackers/Third Down, Tennessee Titans
<b>1999:</b>	Defensive Assistant, Tennessee Titans
<b>1996-98:</b>	Defensive Assistant, Baltimore Ravens
<b>1993-95:</b>	College/Pro Scout, Cleveland Browns
<b>1992:</b>	Linebackers, Colgate
<b>1991:</b>	Secondary, North Carolina Central
<b>1990:</b>	Graduate Assistant, Minnesota
<b>1989:</b>	Graduate Assistant, Maryland

## LUKE STECKEL

### TIGHT ENDS

Luke Steckel is in his 10th season with the Titans and his ninth as an assistant coach. He was promoted to tight ends coach in 2021 following three years as offensive assistant.

In 2021, Steckel worked with a core group of tight ends that included Geoff Swaim, MyCole Pruitt and Anthony Firkser. Swaim set career highs in starts (16), receptions (31) and touchdowns (three), while Pruitt established career bests in receptions (14), receiving yards (145) and touchdowns (three). Firkser totaled 34 catches for 291 yards and a career-best two touchdown receptions. Meanwhile, the tight ends helped the offense rank fifth in the league in rushing (141.4 yards per game).

In 2020, Steckel was part of an offensive staff that helped the Titans rank second overall (396.4 yards per game), second in rushing (168.1) and fourth in scoring (30.7 points per game). The Titans won their division for the first time since 2008, finishing 11-5 in the regular season.

In 2019, Steckel worked with the Titans wide receivers throughout the offseason and preseason. Second-round draft pick A.J. Brown would go on to lead the 2019 NFL rookie class in receiving yards (1,051), tie for the rookie lead in touchdown receptions (eight), rank fifth among rookies in receptions (52), and place second among all NFL players in receiving average (20.2).

During the 2019 regular season, Steckel's focus was on the quarterbacks. His work contributed to the success of the NFL's Comeback Player of the Year, Ryan Tannehill, who set single-season franchise records and led the NFL with a 117.5 passer rating and a passing average of 9.6 yards per attempt. The Titans offense ranked fourth in the NFL in yards per play (6.12) and first in red zone efficiency (75.6 percent).

In 2018, Steckel helped develop a youthful group of wide receivers. Second-year talent Corey Davis led the offense with 65 receptions, 891 receiving yards and four touchdowns, seeing dramatic increases from his rookie campaign (34 catches for 375 yards). His yardage total ranked ninth among all AFC wide receivers.

Steckel was initially hired by the Titans in 2013 as the assistant to the head coach and then began helping with the running backs the following year. In 2016, he worked with Arthur Smith and the tight ends, and in 2017, he served as assistant wide receivers coach.

Prior to joining the Titans, Steckel spent four seasons with the Cleveland Browns as the assistant to the head coach. In that capacity, he handled a variety of duties for the head coach and the coaching staff.

Steckel was a three-year letterman as a linebacker at Princeton (2004-06), where he earned a degree in political economy. As a senior, he served as team captain and led the Tigers to a 9-1 record and the Ivy League Championship.

Born in Boston, he is the son of former Titans offensive coordinator Les Steckel. Luke Steckel went to Brentwood (Tenn.) High School, where he helped the team to a 5A State Championship as team captain in his senior season.

He and his wife, Lindsay, reside in Nashville.


**Luke Steckel's Coaching Timeline:**

<b>2021-22:</b>	Tight Ends, Tennessee Titans
<b>2018-20:</b>	Offensive Assistant, Tennessee Titans
<b>2017:</b>	Assistant Wide Receivers, Tennessee Titans
<b>2014-16:</b>	Offensive Assistant, Tennessee Titans
<b>2013:</b>	Assistant to the Head Coach, Tennessee Titans
<b>2009-12:</b>	Assistant to the Head Coach, Cleveland Browns



## JOHN STREICHER

### FOOTBALL DEVELOPMENT COORDINATOR



John Streicher is in his fifth season with the Titans and his third season as football development coordinator. He joined the club in 2018 as the assistant to head coach Mike Vrabel.

In 2021, Streicher was part of a coaching staff that earned its third consecutive playoff appearance. Vrabel improved his total to 43 total wins from 2018 to 2021 to tie Jack Pardee for the most in franchise history over a head coach's first four seasons. The Titans won their second consecutive AFC South title in 2021 and claimed the AFC's top playoff seed with a 12-5 record during the regular season. Vrabel was named the 2021 Associated Press NFL Coach of the Year, becoming the first coach in franchise history to win the award.

With an 11-5 record in 2020, the Titans claimed their best record and first division title since going 13-3 in 2008. It came one year after the 2019 team advanced to the AFC Championship Game for the first time since 2002.

Prior to his arrival in Tennessee, Streicher spent two years (2016-17) as Texas State's director of football operations. There he managed the day-to-day operations of the program and oversaw recruiting under Bobcats head coach Everett Withers.

From 2014-15, Streicher served on James Madison's football staff. He was promoted to the director of football operations and player personnel in 2015 after originally joining JMU as special assistant to the head coach. Streicher went to James Madison after spending six seasons on the football staff at Ohio State. He worked the first four years as an equipment manager and his final two years as a student assistant with the defensive staff.

A native of Cincinnati, Ohio, Streicher earned his bachelor's degree in 2012 and his master's degrees in 2014 at Ohio State.


He and his wife, Caroline, reside in Nashville.

#### John Streicher's Coaching Timeline:

<b>2020-22:</b>	Football Development Coordinator, Tennessee Titans
<b>2018-19:</b>	Assistant to Head Coach, Tennessee Titans
<b>2016-17:</b>	Director of Football Operations, Texas State
<b>2015:</b>	Director of Football Operations and Player Personnel, James Madison
<b>2014:</b>	Special Assistant to the Head Coach, James Madison
<b>2012-13:</b>	Student Assistant/Defense, Ohio State

## MIKE SULLIVAN

### ASSISTANT OFFENSIVE LINE



Mike Sullivan is in his 20th year as an NFL coach and his ninth season with the Titans. He has worked with the Titans offensive line since joining the club in 2014. Having played the position for a number of years within the NFL, Sullivan brings experience and insight to his position.

In 2021, injuries forced the Titans use seven different starting offensive line combinations and five different starters at left tackle. However, the offense managed to finish fifth in rushing, averaging 141.4 rushing yards per game. Left guard Rodger Saffold III was named to his first career Pro Bowl.

In 2020, while using three different starting left tackles, the Titans had the NFL's second-ranked rushing offense (168.1 yards per game), and the unit's 25 sacks allowed was the sixth-best number in the league. Three of the team's regulars on the offensive line by the end of the season established new career highs in starts: right tackle Dennis Kelly (16), left tackle David Quessenberry (six) and right guard Nate Davis (16). The unit helped Derrick Henry lead the NFL in rushing (2,027 yards) for the second consecutive year and record the fifth-highest single-season rushing total in NFL history.

In 2019, the Titans offense finished third in the NFL in rushing (138.9 yards per game) with Henry leading the league in rushing (1,540 yards). The offensive line protected NFL Comeback Player of the Year Ryan Tannehill as the veteran quarterback led the NFL with a 117.5 passer rating. As a

third-round rookie, Nate Davis started 15 consecutive games (including playoffs) at right guard.

In 2018, Sullivan's efforts with the offensive line contributed to the NFL's seventh-ranked rushing offense (126.4 yards per game), despite the team utilizing five different starting line combinations due to injuries. Henry finished second in the AFC with 1,059 rushing yards and placed third in the NFL with 12 rushing touchdowns. Left tackle Taylor Lewan was named to his third consecutive Pro Bowl following the 2018 campaign.

In 2016, the revamped Titans offensive line gained a reputation as one of the best lines in the NFL. Lewan earned his first Pro Bowl berth while rookie right tackle Jack Conklin earned first-team Associated Press All-Pro honors. The line paved the way for the AFC's leading rusher, DeMarco Murray (1,287 rushing yards), and allowed the seventh-lowest sack total in the NFL (28).

In his first two years (2014-15), the offensive line group dealt with a myriad of injuries, which forced a number of different starting combinations during his time working with the group. Despite some of the hardships, Lewan earned All-Rookie honors from the Pro Football Writers of America for his play in limited starts in 2014.

In 2013, Sullivan coached two of the Cleveland Browns linemen to Pro Bowl selections – tackle Joe Thomas and center Alex Mack.

Sullivan's third stint with the Browns was preceded by four seasons as an offensive line coach for the San Diego Chargers. His coaching helped lead the Chargers offensive unit to average 1,640 rushing yards and 13 rushing touchdowns per season. He also guided guard Kris Dielman to three Pro Bowl selections (2009, 2010, 2011) and Louis Vasquez to PFW/PFWA All-Rookie team in 2009.

Prior to joining the Chargers, Sullivan coached for the Browns on two separate occasions: first from 2001-04 as an assistant offensive line coach and then from 2007-08 as offensive line coach. His second stint with the team helped produce two consecutive Pro Bowl selections for Thomas.

Sullivan also has three seasons of college coaching experience, first as a graduate assistant for his alma mater, the University of Miami (Fla.), in 2000 and then as the offensive line coach for Western Michigan from 2005-06. His coaching career began abroad in 1997, his first of five campaigns coaching in Germany, France and Spain for teams within the European Federation of American Football.

A four-year starter (48 games) for the Miami Hurricanes from 1987-90, Sullivan played both guard and tackle collegiately before being drafted in the sixth round of the 1991 NFL Draft by the Dallas Cowboys. He was a member of two National Title teams in 1987 and 1989 and was inducted into the University of Miami Sports Hall of Fame in 2009. Sullivan would go on to play a total of 48 NFL games, all for the Tampa Bay Buccaneers from 1992-95.

A Chicago native, he is a graduate and inductee of the St. Francis de Sales High School Hall of Fame. In April 2020, he was inducted into the Chicago Catholic League Hall of Fame.

He and his wife, Carole, have three children: daughter Teagan and sons Patrick and John.

#### **Mike Sullivan's Coaching Timeline:**

<b>2019-22:</b>	Assistant Offensive Line, Tennessee Titans
<b>2018:</b>	Offensive Assistant, Tennessee Titans
<b>2014-17:</b>	Assistant Offensive Line, Tennessee Titans
<b>2013:</b>	Offensive Line, Cleveland Browns
<b>2009-12:</b>	Offensive Line, San Diego Chargers
<b>2007-08:</b>	Offensive Line, Cleveland Browns
<b>2005-06:</b>	Offensive Line, Western Michigan University
<b>2001-04:</b>	Assistant Offensive Line, Cleveland Browns
<b>2000:</b>	Graduate Assistant, University of Miami (Fla.)

## TERRELL WILLIAMS

### DEFENSIVE LINE



Terrell Williams is in his fifth season with the Titans as defensive line coach. It is his 25th season in coaching and his 11th campaign in the NFL.

In 2021, Jeffery Simmons continued to emerge as one of the NFL's top young defensive talents and was named to his first career Pro Bowl after setting career highs in several categories, including sacks (8.5), tackles (54), quarterback pressures (58), tackles for loss (12) and passes defended (six). Simmons, who also earned second-team Associated Press All-Pro honors, established a franchise single-game postseason record with three sacks in the divisional playoff contest against Cincinnati.

In 2020, Simmons ranked second on the team with 19 quarterback pressures and became the first player in the franchise's "Titans era" (since 1999) to post at least three fumble recoveries, three sacks and five passes defended in the same season.

In 2019, Williams helped acclimate Simmons to the NFL as a first-round pick, while veteran Jurrell Casey earned his fifth consecutive Pro Bowl berth after posting five sacks and a team-high 30 quarterback pressures. The Titans rebounded from a 2-4 start to make the franchise's first AFC Championship Game in 17 years.

In Williams' first season with the Titans, Casey was named to the Pro Bowl after leading the defense with seven sacks. The Titans defense ranked eighth overall (333.4 yards per game), third in points allowed (18.9 per game), 10th on third down (36.6 percent) and second in the red zone (44.7 touchdown percentage).

Prior to his arrival in Tennessee, Williams' most recent stop was three years (2015-17) with the Miami Dolphins coaching the defensive line. During Williams' three seasons with the Dolphins, defensive end Cameron Wake tallied 29 sacks, which was the eighth-highest total by a player in

that period, while Ndamukong Suh totaled the eighth-highest number of sacks (15.5) among defensive tackles. Wake's nine forced fumbles tied for fifth in the NFL over the same span.

In 2016, Williams helped the Dolphins to their most successful season in eight years, winning 10 games and earning their first playoff berth since 2008. Both Suh and Wake earned Pro Bowl selections. Wake returned from an Achilles injury at 34 years old and had one of the most dominant seasons of his eight-year NFL career, finishing third in the AFC and tied for sixth in the NFL with 11.5 sacks. Miami won nine of its final 11 games, and in those 11 contests, Wake was second in the NFL with 10.5 sacks. Suh posted five sacks, and his 72 total tackles set a career high and ranked third among all interior defensive linemen in the league.

In 2015, Williams' first season with Miami, he helped the Dolphins defensive line become one of just four NFL teams to have three players with at least six sacks – seven by Wake, six by Suh and 7.5 by defensive end Olivier Vernon. Wake posted four sacks in a win at Tennessee (10/18), tied for the fifth-most sacks in a single game in club history. Vernon finished the 2015 campaign with 36 quarterback hits, the third-most in the NFL, and tied for fourth among all players with 18 tackles for loss. Among all defensive tackles, Suh was second with 11.5 tackles for loss. He also was tied for fourth among players at his position with 20 quarterback hits.

Williams spent three seasons as the defensive line coach for the Oakland Raiders (2012-14). In 2014, Williams' unit helped the defense rank eighth in the NFL in fewest rushing yards allowed per play (3.97) and finished second in the NFL in stuffs (tackles recorded at or behind the line of scrimmage) with 54.



Prior to joining the Raiders, Williams spent two seasons (2010-11) as defensive line coach at Texas A&M. During his tenure, the Aggies advanced to a pair of bowl games, including a win over Northwestern in the Meineke Car Care Bowl of Texas in 2011. The Aggies led the nation with 51 sacks in 2011 and finished third nationally with an average of eight tackles for loss per game. In 2010, Williams helped lead the Aggies to a share of the program's first Big 12 South crown in more than a decade and a berth in the Cotton Bowl.

From 2006 through 2009, Williams was the defensive line coach at Purdue. During his time with the Boilermakers, he coached the entire line each year with the exception of 2008, when he focused solely on the defensive end position. Williams tutored future NFL lineman Anthony Spencer, who led the NCAA in tackles for loss and was a first team All-American before becoming a first-round pick of the Dallas Cowboys. He also coached future NFL players Cliff Avril, Alex McGee, Mike Neal, Ryan Kerrigan, Kawann Short and Ryan Baker.

Williams coached the defensive line at Akron from 2004 through 2005. During that period, the Zips won the Mid-American Conference Championship Game (2005) and played in the Motor City Bowl, both marking firsts in program history. Williams spent two years (2002-03) as the defensive line coach at Youngstown State and served on the coaching staff at North Carolina A&T from 1999-2001. He got his start in coaching working with the defensive line at Fort Scott Community College during the 1998 season.

Williams had three summer internships in the NFL during his college coaching tenure. During the summer of 1999, he assisted the Jacksonville Jaguars with the defensive line, and he had a similar role with the Seattle Seahawks in 2007 and with the Dallas Cowboys in 2008.

A native of Los Angeles, Williams played nose guard at East Carolina and helped the Pirates to a Liberty Bowl victory over Stanford in 1995. He transferred to East Carolina from West Los Angeles College and earned a bachelor's degree in communications with a minor in history.

He and his wife, Tifini, have two sons: Tahj and Tyson, who passed away in 2012.

**Terrell Williams' Coaching Timeline:**

**2018-22:** Defensive Line, Tennessee Titans  
**2015-17:** Defensive Line, Miami Dolphins  
**2012-14:** Defensive Line, Oakland Raiders  
**2010-11:** Defensive Line, Texas A&M  
**2006-09:** Defensive Line, Purdue  
**2004-05:** Defensive Line, Akron  
**2002-03:** Defensive Line, Youngstown State  
**1999-2001:** Defensive Line, North Carolina A&T  
**1998:** Defensive Line, Fort Scott CC



TENNESSEE TITANS  
**VETERANS AND  
DRAFT PICKS**



## TENNESSEE TITANS ALPHABETICAL ROSTER

NO.	NAME	POS.	HT.	WT.	BIRTHDATE	EXP.	COLLEGE	HOMETOWN	ACQUIRED
92	Adeniyi, Ola	OLB	6-1	248	9/12/97	5	Toledo	Fort Bend County, Texas	FA-'21
54	Anenih, David	OLB	6-2	245	8/15/99	R	Houston	Arlington, Texas	FA-'22
96	Autry, Denico	DL	6-5	285	7/15/90	9	Mississippi State	Albemarle, N.C.	UFA (IND)-'21
23d	Avery, Tre	CB	5-11	181	2/26/97	R	Rutgers	Baltimore, Md.	FA-'22
55	Brewer, Aaron	G/C	6-1	295	10/28/97	3	Texas State	Dallas, Texas	FA-'20
14	Bullock, Randy	K	5-9	210	12/16/89	11	Texas A&M	Klein, Texas	FA-'21
16	Burks, Treyton	WR	6-2	225	3/23/00	R	Arkansas	Warren, Ark.	D1-'22
31	Byard, Kevin	S	5-11	212	8/17/93	7	Middle Tennessee State	Lithonia, Ga.	D3-'16
45	Campbell, Chance	LB	6-2	232	10/8/99	R	Mississippi	Ellicott City, Md.	D6b-'22
23o	Cannon, Trenton	RB	5-11	185	7/23/94	5	Virginia State	Hampton, Va.	UFA (SF)-'21
36d	Carter, Shyheim	DB	5-10	194	12/15/97	1	Alabama	Kentwood, La.	FA-'22
44	Carter, Tory	FB	6-0	229	3/16/99	2	Louisiana State	Valdosta, Ga.	FA-'21
36o	Chestnut, Julius	RB	5-11	228	10/26/00	R	Sacred Heart	Bowie, Md.	FA-'22
47	Clemons, Rodney	S	6-0	205	12/28/96	1	Southern Methodist	Katy, Texas	FA-'22
53	Cole, Dylan	LB	6-0	237	5/19/94	6	Missouri State	Springfield, Mo.	FA-'21
46	Cox, Morgan	LS	6-4	233	4/26/86	13	Tennessee	Collierville, Tenn.	UFA (BAL)-'21
41	Cunningham, Zach	LB	6-3	238	12/12/94	6	Vanderbilt	Pinson, Ala.	W (HOU)-'21
64	Davis, Nate	G	6-3	316	9/23/96	4	Charlotte	Ashburn, Va.	D3-'19
69	DiLauro, Christian	T	6-6	300	11/11/94	1	Illinois	Uniontown, Ohio	FA-'21
48	Dupree, Bud	OLB	6-4	269	2/12/93	8	Kentucky	Irwinton, Ga.	UFA (PIT)-'21
3	Farley, Caleb	CB	6-2	197	11/2/98	2	Virginia Tech	Maiden, N.C.	D1-'21
10	Fitzpatrick, Dez	WR	6-2	208	12/17/97	2	Louisville	Farmington Hills, Mich.	D4a-'21
26	Fulton, Kristian	CB	5-11	197	9/3/98	3	Louisiana State	New Orleans, La.	D2-'20
79	Garrett, Haskell	DT	6-2	300	5/4/98	R	Ohio State	Las Vegas, Nev.	FA-'22
40d	George Jr., Kenneth	CB	6-0	194	3/14/97	R	Tennessee	Lafayette, La.	FA-'22
50	Gibbens, Jack	LB	6-3	242	11/24/98	R	Minnesota	Bulverde, Texas	FA-'22
66	Green, Carson	OL	6-6	320	5/4/99	1	Texas A&M	Southlake, Texas	W (HOU)-'22
80	Green, Juwan	WR	6-0	187	7/1/98	1	Albany	Martinsburg, W.Va.	FA-'22
32	Griffin II, Michael	S	5-11	213	6/23/98	R	South Dakota State	Cottage Grove, Minn.	FA-'22
94	Hand, Da'Shawn	DE	6-3	297	11/14/95	5	Alabama	Woodbridge, Va.	FA-'21
25	Haskins, Hassan	RB	6-2	228	11/26/99	R	Michigan	St. Louis, Mo.	D4a-'22
22	Henry, Derrick	RB	6-3	247	1/4/94	7	Alabama	Yulee, Fla.	D2c-'16
40o	Hilliard, Dontrell	RB	5-11	202	2/26/95	5	Tulane	Baton Rouge, La.	FA-'21
8	Hollister, Cody	WR	6-4	220	11/18/93	3	Arkansas	Bend, Ore.	FA-'19
37	Hooker, Amani	S	5-11	210	6/14/98	4	Iowa	Minneapolis, Minn.	D4-'19
81	Hooper, Austin	TE	6-4	254	10/29/94	7	Stanford	San Mateo, Calif.	FA-'22
61	Howerton, Hayden	G	6-3	300	2/11/99	R	Southern Methodist	Katy, Texas	FA-'22
89	Hudson, Tommy	TE	6-3	255	2/22/97	2	Arizona State	San Jose, Calif.	FA-'20
35	Jackson, Chris	DB	5-10	193	4/13/98	3	Marshall	Tallahassee, Fla.	D7b-'20
29	Jackson, Theo	S	6-1	198	10/2/98	R	Tennessee	Nashville, Tenn.	D6a-'22
60	Jones, Ben	C	6-3	308	7/2/89	11	Georgia	Brent, Ala.	UFA (HOU)-'16
73	Jones, Jamarco	OL	6-4	293	6/4/96	5	Ohio State	Chicago, Ill.	UFA (SEA)-'21
42	Jones, Joe	LB	6-0	240	2/21/94	6	Northwestern	Plano, Ill.	FA-'21
90	Jones, Naquan	DT	6-3	313	2/5/98	2	Michigan State	Evanston, Ill.	FA-'21
6	Kern, Brett	P	6-2	214	2/17/86	15	Toledo	Grand Island, N.Y.	W (DEN)-'09
12	Kinsey, Mason	WR	5-10	202	8/29/98	1	Berry College	Demorest, Ga.	FA-'21
58	Landry III, Harold	OLB	6-2	252	6/5/96	5	Boston College	Spring Lake, N.C.	D2-'18
57	Lawler, Justin	OLB	6-4	265	12/23/94	4	Southern Methodist	Pottsboro, Texas	FA-'22
62	Levin, Corey	C/G	6-4	307	8/12/94	4	Chattanooga	Dacula, Ga.	FA-'21
77	Lewan, Taylor	T	6-7	309	7/22/91	9	Michigan	Cave Creek, Ariz.	D1-'14
84	Lewis, Brandon	WR	5-9	175	2/8/99	R	Air Force	San Diego, Calif.	FA-'22
51	Long Jr., David	LB	5-11	227	10/12/96	4	West Virginia	Cincinnati, Ohio	D6-'19
30	Mabin, Greg	CB	6-2	200	6/25/94	6	Iowa	Fort Lauderdale, Fla.	FA-'21
86	Malone, Josh	WR	6-3	205	3/21/96	3	Tennessee	Gallatin, Tenn.	FA-'22
21	McCreary, Roger	CB	5-11	190	2/10/00	R	Auburn	Mobile, Ala.	D2-'22
71	McKenzie, Jalen	T	6-5	310	7/10/99	R	Southern California	Concord, Calif.	FA-'22
13	McMath, Racey	WR	6-3	217	6/14/99	2	Louisiana State	New Orleans, La.	D6a-'21
24	Molden, Elijah	CB	5-10	192	1/30/99	2	Washington	West Linn, Ore.	D3b-'21
33	Moore Jr., A.J.	S	5-11	200	12/15/95	5	Mississippi	Bassfield, Miss.	UFA (HOU)-'22
82	Moore, Briley	TE	6-4	240	1/13/98	2	Kansas State	Blue Springs, Mo.	FA-'21



## TENNESSEE TITANS ALPHABETICAL ROSTER (CONTINUED)

52	Munyer, Daniel	C	6-1	305	3/4/92	5	Colorado	Harbor City, Calif.	FA-'19
91	Murchison, Larrell	DL	6-2	297	4/24/97	3	North Carolina State	Elizabethtown, N.C.	D5-'20
67	Newman, Xavier	C/G	6-2	297	8/4/99	R	Baylor	Desoto, Texas	FA-'22
85	Okonkwo, Chig	TE	6-3	238	9/8/99	R	Maryland	Powder Springs, Ga.	D4b-'22
68	Okuyinonu, Sam	DT	6-1	269	5/1/98	R	Maryland	Lowell, Mass.	FA-'22
72	Peevy, Jayden	DE	6-5	308	9/3/99	R	Texas A&M	Bellaire, Texas	FA-'22
78	Petit-Frere, Nicholas	OL	6-5	316	9/15/99	R	Ohio State	Tampa, Fla.	D3a-'22
18	Phillips, Kyle	WR	5-11	189	6/17/99	R	UCLA	San Marcos, Calif.	D5-'22
75	Radunz, Dillon	OL	6-6	301	3/28/98	2	North Dakota State	Becker, Minn.	D2-'21
56	Rice, Monty	LB	6-0	233	1/8/99	2	Georgia	Huntsville, Ala.	D3a-'21
88	Roberson Jr., Reggie	WR	5-11	193	10/14/98	R	Southern Methodist	Desoto, Texas	FA-'22
70	Roos, Jordan	G	6-3	302	7/6/93	3	Purdue	Celina, Texas	FA-'21
76	Rupcich, Andrew	T	6-6	318	4/1/99	R	Culver-Stockton	Wonder Lake, Ill.	FA-'22
11	Shudak, Caleb	K	5-7	177	11/19/97	R	Iowa	Council Bluffs, Iowa	FA-'22
98	Simmons, Jeffery	DT	6-4	305	7/28/97	4	Mississippi State	Macon, Miss.	D1-'19
38	Skrine, Buster	CB	5-9	187	4/26/89	12	Chattanooga	Woodstock, Ga.	FA-'21
4	Stonehouse, Ryan	P	5-10	193	5/11/99	R	Colorado State	La Verne, Calif.	FA-'22
97	Strong, Kevin	DE	6-4	295	8/5/96	4	Texas-San Antonio	Cleveland, Texas	FA-'21
87	Swaim, Geoff	TE	6-4	260	9/16/93	8	Texas	Chico, Calif.	FA-'20
20d	Swilling, Tre	CB	6-1	196	3/26/99	R	Georgia Tech	New Orleans, La.	FA-'22
17	Tannehill, Ryan	QB	6-4	217	7/27/88	11	Texas A&M	Big Spring, Texas	T (MIA)-'19
93	Tart, Teair	DT	6-2	304	2/28/97	3	Florida International	Philadelphia, Pa.	FA-'20
95	Walker, DeMarcus	DL	6-4	280	9/30/94	6	Florida State	Jacksonville, Fla.	FA-'22
99	Weaver, Rashad	OLB	6-4	259	11/10/97	2	Pittsburgh	Fort Lauderdale, Fla.	D4b-'21
15	Westbrook-Ikhine, Nick	WR	6-2	211	3/21/97	3	Indiana	Lake Mary, Fla.	FA-'20
20o	Wilkins, Jordan	RB	6-1	212	7/18/94	5	Mississippi	Cordova, Tenn.	FA-'21
39	Williamson, Chris	CB	6-0	205	5/19/97	1	Minnesota	Atlanta, Ga.	FA-'22
7	Willis, Malik	QB	6-1	219	5/25/99	R	Liberty	Atlanta, Ga.	D3b-'22
2	Woods, Robert	WR	6-0	195	4/10/92	10	Southern California	Gardena, Calif.	T (LAR)-'22
5	Woodside, Logan	QB	6-1	213	1/27/95	3	Toledo	Frankfort, Ky.	FA-'19
<b>NFL INTERNATIONAL ALLOCATION (1):</b>									
49	Odukoya, Thomas	TE	6-6	253	5/5/97	R	Eastern Michigan	Almere, Netherlands	FA-'22

Active Roster Count: 90

As of July 22, 2022

## TENNESSEE TITANS NUMERICAL ROSTER

NO.	NAME	POS.	HT.	WT.	AGE	EXP.	COLLEGE	HOMETOWN	ACQUIRED
2	Robert Woods	WR	6-0	195	30	10	Southern California	Gardena, Calif.	T (LAR)-'22
3	Caleb Farley	CB	6-2	197	23	2	Virginia Tech	Maiden, N.C.	D1-'21
4	Ryan Stonehouse	P	5-10	193	23	R	Colorado State	La Verne, Calif.	FA-'22
5	Logan Woodside	QB	6-1	213	27	3	Toledo	Frankfort, Ky.	FA-'19
6	Brett Kern	P	6-2	214	36	15	Toledo	Grand Island, N.Y.	W (DEN)-'09
7	Malik Willis	QB	6-1	219	23	R	Liberty	Atlanta, Ga.	D3b-'22
8	Cody Hollister	WR	6-4	220	28	3	Arkansas	Bend, Ore.	FA-'19
10	Dez Fitzpatrick	WR	6-2	208	24	2	Louisville	Farmington Hills, Mich.	D4a-'21
11	Caleb Shudak	K	5-7	177	24	R	Iowa	Council Bluffs, Iowa	FA-'22
12	Mason Kinsey	WR	5-10	202	23	1	Berry College	Demorest, Ga.	FA-'21
13	Racey McMath	WR	6-3	217	23	2	Louisiana State	New Orleans, La.	D6a-'21
14	Randy Bullock	K	5-9	210	32	11	Texas A&M	Klein, Texas	FA-'21
15	Nick Westbrook-Ikhine	WR	6-2	211	25	3	Indiana	Lake Mary, Fla.	FA-'20
16	Treyton Burks	WR	6-2	225	22	R	Arkansas	Warren, Ark.	D1-'22
17	Ryan Tannehill	QB	6-4	217	33	11	Texas A&M	Big Spring, Texas	T (MIA)-'19
18	Kyle Phillips	WR	5-11	189	23	R	UCLA	San Marcos, Calif.	D5-'22
20d	Tre Swilling	CB	6-1	196	23	R	Georgia Tech	New Orleans, La.	FA-'22
20o	Jordan Wilkins	RB	6-1	212	28	5	Mississippi	Cordova, Tenn.	FA-'21
21	Roger McCreary	CB	5-11	190	22	R	Auburn	Mobile, Ala.	D2-'22
22	Derrick Henry	RB	6-3	247	28	7	Alabama	Yulee, Fla.	D2c-'16
23d	Tre Avery	CB	5-11	181	25	R	Rutgers	Baltimore, Md.	FA-'22
23o	Trenton Cannon	RB	5-11	185	27	5	Virginia State	Hampton, Va.	UFA (SF)-'21
24	Elijah Molden	CB	5-10	192	23	2	Washington	West Linn, Ore.	D3b-'21
25	Hassan Haskins	RB	6-2	228	22	R	Michigan	St. Louis, Mo.	D4a-'22
26	Kristian Fulton	CB	5-11	197	23	3	Louisiana State	New Orleans, La.	D2-'20

## TENNESSEE TITANS NUMERICAL ROSTER (CONTINUED)

29	Theo Jackson	S	6-1	198	23	R	Tennessee	Nashville, Tenn.	D6a-'22
30	Greg Mabin	CB	6-2	200	28	6	Iowa	Fort Lauderdale, Fla.	FA-'21
31	Kevin Byard	S	5-11	212	28	7	Middle Tennessee State	Lithonia, Ga.	D3-'16
32	Michael Griffin II	S	5-11	213	24	R	South Dakota State	Cottage Grove, Minn.	FA-'22
33	A.J. Moore Jr.	S	5-11	200	26	5	Mississippi	Bassfield, Miss.	UFA (HOU)-'22
35	Chris Jackson	DB	5-10	193	24	3	Marshall	Tallahassee, Fla.	D7b-'20
36d	Shyheim Carter	DB	5-10	194	24	1	Alabama	Kentwood, La.	FA-'22
36o	Julius Chestnut	RB	5-11	228	21	R	Sacred Heart	Bowie, Md.	FA-'22
37	Amani Hooker	S	5-11	210	24	4	Iowa	Minneapolis, Minn.	D4-'19
38	Buster Skrine	CB	5-9	187	33	12	Chattanooga	Woodstock, Ga.	FA-'21
39	Chris Williamson	CB	6-0	205	25	1	Minnesota	Atlanta, Ga.	FA-'22
40d	Kenneth George Jr.	CB	6-0	194	25	R	Tennessee	Lafayette, La.	FA-'22
40o	Dontrell Hilliard	RB	5-11	202	27	5	Tulane	Baton Rouge, La.	FA-'21
41	Zach Cunningham	LB	6-3	238	27	6	Vanderbilt	Pinson, Ala.	W (HOU)-'21
42	Joe Jones	LB	6-0	240	28	6	Northwestern	Plano, Ill.	FA-'21
44	Tory Carter	FB	6-0	229	23	2	Louisiana State	Valdosta, Ga.	FA-'21
45	Chance Campbell	LB	6-2	232	22	R	Mississippi	Ellicott City, Md.	D6b-'22
46	Morgan Cox	LS	6-4	233	36	13	Tennessee	Collierville, Tenn.	UFA (BAL)-'21
47	Rodney Clemons	S	6-0	205	25	1	Southern Methodist	Katy, Texas	FA-'22
48	Bud Dupree	OLB	6-4	269	29	8	Kentucky	Irwinton, Ga.	UFA (PIT)-'21
50	Jack Gibbens	LB	6-3	242	23	R	Minnesota	Bulverde, Texas	FA-'22
51	David Long Jr.	LB	5-11	227	25	4	West Virginia	Cincinnati, Ohio	D6-'19
52	Daniel Munyer	C	6-1	305	30	5	Colorado	Harbor City, Calif.	FA-'19
53	Dylan Cole	LB	6-0	237	28	6	Missouri State	Springfield, Mo.	FA-'21
54	David Anenih	OLB	6-2	245	22	R	Houston	Arlington, Texas	FA-'22
55	Aaron Brewer	G/C	6-1	295	24	3	Texas State	Dallas, Texas	FA-'20
56	Monty Rice	LB	6-0	233	23	2	Georgia	Huntsville, Ala.	D3a-'21
57	Justin Lawler	OLB	6-4	265	27	4	Southern Methodist	Pottsboro, Texas	FA-'22
58	Harold Landry III	OLB	6-2	252	26	5	Boston College	Spring Lake, N.C.	D2-'18
60	Ben Jones	C	6-3	308	33	11	Georgia	Brent, Ala.	UFA (HOU)-'16
61	Hayden Howerton	G	6-3	300	23	R	Southern Methodist	Katy, Texas	FA-'22
62	Corey Levin	C/G	6-4	307	27	4	Chattanooga	Dacula, Ga.	FA-'21
64	Nate Davis	G	6-3	316	25	4	Charlotte	Ashburn, Va.	D3-'19
66	Carson Green	OL	6-6	320	23	1	Texas A&M	Southlake, Texas	W (HOU)-'22
67	Xavier Newman	C/G	6-2	297	22	R	Baylor	Desoto, Texas	FA-'22
68	Sam Okuayinonu	DT	6-1	269	24	R	Maryland	Lowell, Mass.	FA-'22
69	Christian DiLauro	T	6-6	300	27	1	Illinois	Uniontown, Ohio	FA-'21
70	Jordan Roos	G	6-3	302	29	3	Purdue	Celina, Texas	FA-'21
71	Jalen McKenzie	T	6-5	310	23	R	Southern California	Concord, Calif.	FA-'22
72	Jayden Peevy	DE	6-5	308	22	R	Texas A&M	Bellaire, Texas	FA-'22
73	Jamarco Jones	OL	6-4	293	26	5	Ohio State	Chicago, Ill.	UFA (SEA)-'21
75	Dillon Radunz	OL	6-6	301	24	2	North Dakota State	Becker, Minn.	D2-'21
76	Andrew Rupcich	T	6-6	318	23	R	Culver-Stockton	Wonder Lake, Ill.	FA-'22
77	Taylor Lewan	T	6-7	309	31	9	Michigan	Cave Creek, Ariz.	D1-'14
78	Nicholas Petit-Frere	OL	6-5	316	22	R	Ohio State	Tampa, Fla.	D3a-'22
79	Haskell Garrett	DT	6-2	300	24	R	Ohio State	Las Vegas, Nev.	FA-'22
80	Juwan Green	WR	6-0	187	24	1	Albany	Martinsburg, W.Va.	FA-'22
81	Austin Hooper	TE	6-4	254	27	7	Stanford	San Mateo, Calif.	FA-'22
82	Briley Moore	TE	6-4	240	24	2	Kansas State	Blue Springs, Mo.	FA-'21
84	Brandon Lewis	WR	5-9	175	23	R	Air Force	San Diego, Calif.	FA-'22
85	Chig Okonkwo	TE	6-3	238	22	R	Maryland	Powder Springs, Ga.	D4b-'22
86	Josh Malone	WR	6-3	205	26	3	Tennessee	Gallatin, Tenn.	FA-'22
87	Geoff Swaim	TE	6-4	260	28	8	Texas	Chico, Calif.	FA-'20
88	Reggie Roberson Jr.	WR	5-11	193	23	R	Southern Methodist	Desoto, Texas	FA-'22
89	Tommy Hudson	TE	6-3	255	25	2	Arizona State	San Jose, Calif.	FA-'20
90	Naquan Jones	DT	6-3	313	24	2	Michigan State	Evanston, Ill.	FA-'21
91	Larrell Murchison	DL	6-2	297	25	3	North Carolina State	Elizabethtown, N.C.	D5-'20
92	Ola Adeniyi	OLB	6-1	248	24	5	Toledo	Fort Bend County, Texas	FA-'21
93	Teair Tart	DT	6-2	304	25	3	Florida International	Philadelphia, Pa.	FA-'20
94	Da'Shawn Hand	DE	6-3	297	26	5	Alabama	Woodbridge, Va.	FA-'21

## TENNESSEE TITANS NUMERICAL ROSTER (CONTINUED)

95	DeMarcus Walker	DL	6-4	280	27	6	Florida State	Jacksonville, Fla.	FA-'22
96	Denico Autry	DL	6-5	285	32	9	Mississippi State	Albemarle, N.C.	UFA (IND)-'21
97	Kevin Strong	DE	6-4	295	25	4	Texas-San Antonio	Cleveland, Texas	FA-'21
98	Jeffery Simmons	DT	6-4	305	24	4	Mississippi State	Macon, Miss.	D1-'19
99	Rashad Weaver	OLB	6-4	259	24	2	Pittsburgh	Fort Lauderdale, Fla.	D4b-'21
<b>NFL INTERNATIONAL ALLOCATION (1):</b>									
49	Thomas Odukoya	TE	6-6	253	25	R	Eastern Michigan	Almere, Netherlands	FA-'22

Active Roster Count: 90

As of July 22, 2022

### HEAD COACH: MIKE VRABEL

**ASSISTANT COACHES:** SHANE BOWEN (defensive coordinator), TODD DOWNING (offensive coordinator), CRAIG AUKERMAN (special teams), BRIAN BELL (sports performance coordinator), CHASE BLACKBURN (assistant special teams), SCOTT BOOKER (safeties), KYLAN BUTLER (offensive assistant); KEITH CARTER (offensive line), RYAN CROW (outside linebackers), TONY DEWS (running backs), ERIK FRAZIER (offensive skill assistant), JASON HOUGHTALING (offensive line assistant), TIM KELLY (passing game coordinator), BOBBY KING (inside linebackers), ZAK KUHR (inside linebackers assistant), CLINTON McMILLAN (defensive line assistant); ANTHONY MIDGET (secondary), ROB MOORE (wide receivers), PAT O'HARA (quarterbacks), FRANK PIRAINO (director of sports performance), TYLER ROUSE (sports performance assistant), JIM SCHWARTZ (senior defensive assistant), LUKE STECKEL (tight ends), JOHN STREICHER (coordinator of football development), MIKE SULLIVAN (assistant offensive line), TERRELL WILLIAMS (defensive line)

**HOW ACQUIRED KEY:** FA (free agent), UFA (unrestricted free agent), RFA (restricted free agent), D (draft pick), W (waivers), T (trade)

## PRONUNCIATION GUIDE

OLA ADENIYI (OH-la ah-DAY-nee); David ANENIH (ah-NIH-knee); Randy BULLOCK (BULL-luck); TREYLON Burks (TRAY-lin); Kevin BYARD (BY-urd); Joshua KALU (kuh-LOO); Taylor LEWAN (leh-WAHN); Thomas ODUKOYA (OH-due-COY-ah); Chig OKONKWO (oh-KAHN-kwoh); Sam OKUAYINONU (OH-koo-WAH-nuh-new); Nicholas PETIT-FRERE (puh-TEE FRAIR); Dillon RADUNZ (RAY-dinz); Reggie ROBERSON Jr. (RAH-ber-son); Andrew RUPCICH (RUP-sitch); Ryan TANNEHILL (TAN-uh-hill); TEAIR Tart (tee-AIR); Nick Westbrook-KHINE (uh-KEEN-uh)





## TITANS POSITIONAL ROSTER - OFFENSE

### QUARTERBACKS (3)

17	Tannehill, Ryan	QB	6-4	217	7/27/88	11	Texas A&M	Big Spring, Texas	T (MIA)-'19
7	Willis, Malik	QB	6-1	219	5/25/99	R	Liberty	Atlanta, Ga.	D3b-'22
5	Woodside, Logan	QB	6-1	213	1/27/95	3	Toledo	Frankfort, Ky.	FA-'19

### RUNNING BACKS (7)

23	Cannon, Trenton	RB	5-11	185	7/23/94	5	Virginia State	Hampton, Va.	UFA (SF)-'21
44	Carter, Tory	FB	6-0	229	3/16/99	2	Louisiana State	Valdosta, Ga.	FA-'21
36	Chestnut, Julius	RB	5-11	228	10/26/00	R	Sacred Heart	Bowie, Md.	FA-'22
25	Haskins, Hassan	RB	6-2	228	11/26/99	R	Michigan	St. Louis, Mo.	D4a-'22
22	Henry, Derrick	RB	6-3	247	1/4/94	7	Alabama	Yulee, Fla.	D2c-'16
40	Hilliard, Dontrell	RB	5-11	202	2/26/95	5	Tulane	Baton Rouge, La.	FA-'21
20	Wilkins, Jordan	RB	6-1	212	7/18/94	5	Mississippi	Cordova, Tenn.	FA-'21

### WIDE RECEIVERS (12)

16	Burks, Treyton	WR	6-2	225	3/23/00	R	Arkansas	Warren, Ark.	D1-'22
10	Fitzpatrick, Dez	WR	6-2	208	12/17/97	2	Louisville	Farmington Hills, Mich.	D4a-'21
80	Green, Juwan	WR	6-0	187	7/1/98	1	Albany	Martinsburg, W.Va.	FA-'22
8	Hollister, Cody	WR	6-4	220	11/18/93	3	Arkansas	Bend, Ore.	FA-'19
12	Kinsey, Mason	WR	5-10	202	8/29/98	1	Berry College	Demorest, Ga.	FA-'21
84	Lewis, Brandon	WR	5-9	175	2/8/99	R	Air Force	San Diego, Calif.	FA-'22
86	Malone, Josh	WR	6-3	205	3/21/96	3	Tennessee	Gallatin, Tenn.	FA-'22
13	McMath, Racey	WR	6-3	217	6/14/99	2	Louisiana State	New Orleans, La.	D6a-'21
18	Philips, Kyle	WR	5-11	189	6/17/99	R	UCLA	San Marcos, Calif.	D5-'22
88	Roberson Jr., Reggie	WR	5-11	193	10/14/98	R	Southern Methodist	Desoto, Texas	FA-'22
15	Westbrook-Ikhine, Nick	WR	6-2	211	3/21/97	3	Indiana	Lake Mary, Fla.	FA-'20
2	Woods, Robert	WR	6-0	195	4/10/92	10	Southern California	Gardena, Calif.	T (LAR)-'22

### TIGHT ENDS (5)

81	Hooper, Austin	TE	6-4	254	10/29/94	7	Stanford	San Mateo, Calif.	FA-'22
89	Hudson, Tommy	TE	6-3	255	2/22/97	2	Arizona State	San Jose, Calif.	FA-'20
82	Moore, Briley	TE	6-4	240	1/13/98	2	Kansas State	Blue Springs, Mo.	FA-'21
85	Okonkwo, Chig	TE	6-3	238	9/8/99	R	Maryland	Powder Springs, Ga.	D4b-'22
87	Swaim, Geoff	TE	6-4	260	9/16/93	8	Texas	Chico, Calif.	FA-'20

### CENTERS (4)

60	Jones, Ben	C	6-3	308	7/2/89	11	Georgia	Brent, Ala.	UFA (HOU)-'16
62	Levin, Corey	C/G	6-4	307	8/12/94	4	Chattanooga	Dacula, Ga.	FA-'21
52	Munyer, Daniel	C	6-1	305	3/4/92	5	Colorado	Harbor City, Calif.	FA-'19
67	Newman, Xavier	C/G	6-2	297	8/4/99	R	Baylor	Desoto, Texas	FA-'22

### GUARDS (5)

55	Brewer, Aaron	G/C	6-1	295	10/28/97	3	Texas State	Dallas, Texas	FA-'20
64	Davis, Nate	G	6-3	316	9/23/96	4	Charlotte	Ashburn, Va.	D3-'19
61	Howerton, Hayden	G	6-3	300	2/11/99	R	Southern Methodist	Katy, Texas	FA-'22
73	Jones, Jamarco	OL	6-4	293	6/4/96	5	Ohio State	Chicago, Ill.	UFA (SEA)-'21
70	Roos, Jordan	G	6-3	302	7/6/93	3	Purdue	Celina, Texas	FA-'21

### TACKLES (7)

69	DiLauro, Christian	T	6-6	300	11/11/94	1	Illinois	Uniontown, Ohio	FA-'21
66	Green, Carson	OL	6-6	320	5/4/99	1	Texas A&M	Southlake, Texas	W (HOU)-'22
77	Lewan, Taylor	T	6-7	309	7/22/91	9	Michigan	Cave Creek, Ariz.	D1-'14
71	McKenzie, Jalen	T	6-5	310	7/10/99	R	Southern California	Concord, Calif.	FA-'22
78	Petit-Frere, Nicholas	OL	6-5	316	9/15/99	R	Ohio State	Tampa, Fla.	D3a-'22
75	Radunz, Dillon	OL	6-6	301	3/28/98	2	North Dakota State	Becker, Minn.	D2-'21
76	Rupcich, Andrew	T	6-6	318	4/1/99	R	Culver-Stockton	Wonder Lake, Ill.	FA-'22

### LONG SNAPPER (1)

46	Cox, Morgan	LS	6-4	233	4/26/86	13	Tennessee	Collierville, Tenn.	UFA (BAL)-'21
----	-------------	----	-----	-----	---------	----	-----------	---------------------	---------------

### PLACEKICKERS (2)

14	Bullock, Randy	K	5-9	210	12/16/89	11	Texas A&M	Klein, Texas	FA-'21
11	Shudak, Caleb	K	5-7	177	11/19/97	R	Iowa	Council Bluffs, Iowa	FA-'22

## TITANS POSITIONAL ROSTER - DEFENSE

### DEFENSIVE LINEMEN (11)

96	Autry, Denico	DL	6-5	285	7/15/90	9	Mississippi State	Albemarle, N.C.	UFA (IND)-'21
79	Garrett, Haskell	DT	6-2	300	5/4/98	R	Ohio State	Las Vegas, Nev.	FA-'22
94	Hand, Da'Shawn	DE	6-3	297	11/14/95	5	Alabama	Woodbridge, Va.	FA-'21
90	Jones, Naquan	DT	6-3	313	2/5/98	2	Michigan State	Evanston, Ill.	FA-'21
91	Murchison, Larrell	DL	6-2	297	4/24/97	3	North Carolina State	Elizabethtown, N.C.	D5-'20
68	Okuyinonu, Sam	DT	6-1	269	5/1/98	R	Maryland	Lowell, Mass.	FA-'22
72	Peevy, Jayden	DE	6-5	308	9/3/99	R	Texas A&M	Bellaire, Texas	FA-'22
98	Simmons, Jeffery	DL	6-4	305	7/28/97	4	Mississippi State	Macon, Miss.	D1-'19
97	Strong, Kevin	DE	6-4	295	8/5/96	4	Texas-San Antonio	Cleveland, Texas	FA-'21
93	Tart, Teair	DT	6-2	304	2/28/97	3	Florida International	Philadelphia, Pa.	FA-'20
95	Walker, DeMarcus	DL	6-4	280	9/30/94	6	Florida State	Jacksonville, Fla.	FA-'22

### LINEBACKERS (13)

92	Adeniyi, Ola	OLB	6-1	248	9/12/97	5	Toledo	Fort Bend County, Texas	FA-'21
54	Anenih, David	OLB	6-2	245	8/15/99	R	Houston	Arlington, Texas	FA-'22
45	Campbell, Chance	LB	6-2	232	10/8/99	R	Mississippi	Ellicott City, Md.	D6b-'22
53	Cole, Dylan	LB	6-0	237	5/19/94	6	Missouri State	Springfield, Mo.	FA-'21
41	Cunningham, Zach	LB	6-3	238	12/12/94	6	Vanderbilt	Pinson, Ala.	W (HOU)-'21
48	Dupree, Bud	OLB	6-4	269	2/12/93	8	Kentucky	Irwinton, Ga.	UFA (PIT)-'21
50	Gibbens, Jack	LB	6-3	242	11/24/98	R	Minnesota	Bulverde, Texas	FA-'22
42	Jones, Joe	LB	6-0	240	2/21/94	6	Northwestern	Plano, Ill.	FA-'21
58	Landry III, Harold	OLB	6-2	252	6/5/96	5	Boston College	Spring Lake, N.C.	D2-'18
57	Lawler, Justin	OLB	6-4	265	12/23/94	4	Southern Methodist	Pottsboro, Texas	FA-'22
51	Long Jr., David	LB	5-11	227	10/12/96	4	West Virginia	Cincinnati, Ohio	D6-'19
56	Rice, Monty	LB	6-0	233	1/8/99	2	Georgia	Huntsville, Ala.	D3a-'21
99	Weaver, Rashad	OLB	6-4	259	11/10/97	2	Pittsburgh	Fort Lauderdale, Fla.	D4b-'21

### CORNERBACKS (12)

23	Avery, Tre	CB	5-11	181	2/26/97	R	Rutgers	Baltimore, Md.	FA-'22
36	Carter, Shyheim	DB	5-10	194	12/15/97	1	Alabama	Kentwood, La.	FA-'22
3	Farley, Caleb	CB	6-2	197	11/2/98	2	Virginia Tech	Maiden, N.C.	D1-'21
26	Fulton, Kristian	CB	5-11	197	9/3/98	3	Louisiana State	New Orleans, La.	D2-'20
40d	George Jr., Kenneth	CB	6-0	194	3/14/97	R	Tennessee	Lafayette, La.	FA-'22
35	Jackson, Chris	DB	5-10	193	4/13/98	3	Marshall	Tallahassee, Fla.	D7b-'20
30	Mabin, Greg	CB	6-2	200	6/25/94	6	Iowa	Fort Lauderdale, Fla.	FA-'21
21	McCreary, Roger	CB	5-11	190	2/10/00	R	Auburn	Mobile, Ala.	D2-'22
24	Molden, Elijah	CB	5-10	192	1/30/99	2	Washington	West Linn, Ore.	D3b-'21
38	Skrine, Buster	CB	5-9	187	4/26/89	12	Chattanooga	Woodstock, Ga.	FA-'21
20	Swilling, Tre	CB	6-1	196	3/26/99	R	Georgia Tech	New Orleans, La.	FA-'22
39	Williamson, Chris	CB	6-0	205	5/19/97	1	Minnesota	Atlanta, Ga.	FA-'22

### SAFETIES (6)

31	Byard, Kevin	S	5-11	212	8/17/93	7	Middle Tennessee State	Lithonia, Ga.	D3-'16
47	Clemons, Rodney	S	6-0	205	12/28/96	1	Southern Methodist	Katy, Texas	FA-'22
32	Griffin II, Michael	S	5-11	213	6/23/98	R	South Dakota State	Cottage Grove, Minn.	FA-'22
37	Hooker, Amani	S	5-11	210	6/14/98	4	Iowa	Minneapolis, Minn.	D4-'19
29	Jackson, Theo	S	6-1	198	10/2/98	R	Tennessee	Nashville, Tenn.	D6a-'22
33	Moore Jr., A.J.	S	5-11	200	12/15/95	5	Mississippi	Bassfield, Miss.	UFA (HOU)-'22

### PUNTERS (2)

6	Kern, Brett	P	6-2	214	2/17/86	15	Toledo	Grand Island, N.Y.	W (DEN)-'09
4	Stonehouse, Ryan	P	5-10	193	5/11/99	R	Colorado State	La Verne, Calif.	FA-'22

As of July 22, 2022

## HOW THE TITANS WERE BUILT

YEAR	DRAFTEES (27)	FREE AGENTS (57)	TRADES/WAIVERS (6)
<b>2022</b>	WR Trelton Burks (1) CB Roger McCreary (2) OL Nicholas Petit-Frere (3a) QB Malik Willis (3b) RB Hassan Haskins (4a) TE Chig Okonkwo (4b) WR Kyle Philips (5) S Theo Jackson (6a) LB Chance Campbell (6b)	CB Chris Williamson (FA) DB Shyheim Carter (FA) S Rodney Clemons (FA) WR Josh Malone (FA) OLB Justin Lawler (FA) OL Jamarco Jones (UFA-SEA) RB Trenton Cannon (UFA-SF) S A.J. Moore Jr. (UFA-HOU) TE Austin Hooper (FA) OLB David Anenih (FA) CB Tre Avery (FA) RB Julius Chestnut (FA) DT Haskell Garrett (FA) LB Jack Gibbens (FA) S Michael Griffin II (FA) G Hayden Howerton (FA) WR Brandon Lewis (FA) T Jalen McKenzie (FA) C/G Xavier Newman (FA) DT Sam Okuyinonu (FA) DE Jayden Peevy (FA) WR Reggie Roberson Jr. (FA) T Andrew Ruppich (FA) K Caleb Shudak (FA) P Ryan Stonehouse (FA) CB Tre Swilling (FA) CB Kenneth George Jr. (FA) DL DeMarcus Walker (FA) WR Juwan Green (FA)	WR Robert Woods (T-LAR) OL Carson Green (W-HOU)
<b>2021</b>	CB Caleb Farley (1) OL Dillon Radunz (2) LB Monty Rice (3a) CB Elijah Molden (3b) WR Dez Fitzpatrick (4a) OLB Rashad Weaver (4b) WR Racey McMath (6a)	WR Mason Kinsey (FA) DL Denico Autry (UFA-IND) LS Morgan Cox (UFA-BAL) OLB Bud Dupree (UFA-PIT) OLB Ola Adeniyi (FA) FB Tory Carter (FA) DT Naquan Jones (FA) TE Briley Moore (FA) T Christian DiLauro (FA) G Jordan Roos (FA) K Randy Bullock (FA) LB Joe Jones (FA) LB Dylan Cole (FA) CB Greg Mabin (FA) RB Dontrell Hilliard (FA) CB Buster Skrine (FA) DE Kevin Strong (FA) RB Jordan Wilkins (FA) DE Da'Shawn Hand (FA)	C/G Corey Levin (W-NYJ) LB Zach Cunningham (W-HOU)
<b>2020</b>	CB Kristian Fulton (2) DL Larrell Murchison (5) CB Chris Jackson (7b)	G/C Aaron Brewer (FA) TE Tommy Hudson (FA) DT Teair Tart (FA) WR Nick Westbrook-Ikhine (FA) TE Geoff Swaim (FA)	
<b>2019</b>	DT Jeffery Simmons (1) G Nate Davis (3) S Amani Hooker (4) LB David Long Jr. (6)	QB Logan Woodside (FA) WR Cody Hollister (FA) C Daniel Munyer (FA)	QB Ryan Tannehill (T-MIA)
<b>2018</b>	OLB Harold Landry III (2)		
<b>2016</b>	RB Derrick Henry (2c) S Kevin Byard (3)	C Ben Jones (UFA-HOU)	
<b>2014</b>	T Taylor Lewan (1)		
<b>2009</b>			P Brett Kern (W-DEN)

As of July 22, 2022





# 92 OLA ADENIYI

**OUTSIDE LINEBACKER • 6'1" • 248 LBS • COLLEGE: TOLEDO**  
**ACQUIRED: FREE AGENT - 2021 • NFL EXPERIENCE (NFL/TITANS): 5/2**  
**HOMETOWN: FORT BEND COUNTY, TEXAS**  
**GAMES PLAYED/GAMES STARTED: 48/1 (PLAYOFFS: 2/0)**



**PRO:** Ola Adeniyi is an outside linebacker that has excelled on special teams coverage units during his NFL career. The 6-foot-1-inch, 248-pounder joined the Titans as a free agent in 2021 after spending his first three seasons with the Pittsburgh Steelers organization. The University of Toledo product made an immediate impact in his first season in Tennessee, registering career-highs with 2.5 sacks, 20 quarterback pressures and 10 special teams tackles. Adeniyi, a former rookie free agent, is a core member of the Titans' special teams units, and provides excellent experience and pass-rush ability from the edge.

#### CAREER HIGHLIGHTS:

- In 2021, Adeniyi posted career-bests with 2.5 sacks, 20 quarterback pressures and 10 special teams tackles in his first season with the Titans.
- In 2020, Adeniyi appeared in 15 games for the Steelers and tallied career-highs with 16 tackles and eight special teams stops.

#### TITANS TIDBITS:

- Adeniyi was born in Lagos, Nigeria. His mother wanted the best possible life for her family so she moved Ola and his brother, Olamide, to Dallas, Texas, when he was eight years old. He was raised in Fort Bend County, Texas.
- His full name Olasunkanmi means "my wealth is coming."

#### CAREER TRANSACTIONS:

- The Lagos, Nigeria, native was originally signed by the Pittsburgh Steelers as a rookie free agent on April 28, 2018.
- Signed by the Titans as a free agent on March 23, 2021.
- Signed by the Titans as an unrestricted free agent on April 4, 2022.

#### SEASON RECAPS:

**2021 (16/0, 1/0 - Tennessee):** Played in 16 games as a reserve in his first season with the Titans and tied for third on the team with a career-best 10 special teams tackles. Ranked fourth on the squad with a career-high 20 quarterback pressures. Notched 11 tackles, a career-high 2.5 sacks and a pass defended. Was inactive for one contest. Appeared as a reserve in the postseason contest. Led the team in sacks once in 2021 (vs. IND). Led the team in quarterback pressures once in 2021 (at JAX). Led or tied for the team lead in special teams tackles four times in 2021 (vs. ARI, at SEA, at NYJ, vs. BUF). Registered his first career sack at Seattle (9/19/21).

- Against Arizona (9/12), made his Titans debut and led the team with two special teams tackles.
- At Seattle (9/19), played as a reserve at outside linebacker and posted his first career sack with a quarterback pressure. Led the team with two special teams stops. Dropped Russell Wilson for a 12-yard sack at the Seattle one-yard line in overtime.
- Against Indianapolis (9/26), saw significant action as a reserve at outside linebacker and tallied career-highs with four tackles and a team-high 1.5 sacks to go along with three quarterback pressures. Dropped Carson Wentz for a six-yard sack late in the second quarter. Combined with Harold Landry III to sack Wentz for a 10-yard loss on third-and-10 late in the third quarter.
- At Jacksonville (10/10), saw action as a reserve at outside linebacker and on special teams. Compiled a career-high and team-best seven quarterback pressures and a special teams tackle on coverage units.
- Against Kansas City (10/24), saw action as a reserve at outside linebacker and collected three quarterback pressures.
- At Indianapolis (10/31), registered a special teams tackle on coverage units and a quarterback pressure on defense.

- At L.A. Rams (11/7), tallied a tackle on defense and a stop on special teams.
- Against New Orleans (11/14), played as a reserve at outside linebacker and collected two tackles, two quarterback pressures and a pass defended. Batted down a pass intended for Mark Ingram late in the fourth quarter.
- Against Jacksonville (12/12), played as a reserve at outside linebacker and posted a tackle and two quarterback pressures in the shutout victory.

**2020 (15/1, 1/0 - Pittsburgh):** Saw action in 15 games with a start at outside linebacker. Posted a career-best 16 tackles on defense and a then career-high eight special teams tackles on coverage units. Was inactive for one game. Played in his first career postseason contest and registered a stop on defense.

- Against Cincinnati (11/15), forced a Bengals' fumble on Pittsburgh's opening punt of the game that was recovered by the Steelers at the Bengals 32-yard line, setting up a field goal for Chris Boswell.
- At Cleveland (1/3), made his first career start at outside linebacker and collected a tackle.

**2019 (16/0 - Pittsburgh):** Saw action as a reserve in all 16 games, playing mostly on special teams. Registered six tackles and forced two fumbles on special teams coverage units. Posted two stops on defense.

- Against Indianapolis (11/3), forced a fumble on special teams that was recovered by Johnny Holton.
- At Cincinnati (11/24), notched a forced fumble on special teams and two special teams tackles.

**2018 (1/0 - Pittsburgh):** Saw action as a reserve in one contest and registered one tackle as a rookie. Was placed on the injured reserve/designated for return list on Sept. 3. Activated from injured reserve/designated for return on Dec. 1. Was inactive for the final four regular season games.

- Against L.A. Chargers (12/2), made his NFL debut as a reserve outside linebacker and collected a tackle.

#### COLLEGE:

- Saw action in 34 games with 25 starts at Toledo (2015-17) and totaled 118 tackles, 28 tackles for loss, 12.5 sacks, three forced fumbles, a fumble recovery and a pass defended in his career.
- As a junior (2017), named second team All-MAC after leading the team and finishing third in MAC with 20 tackles for loss and registering a team-high 8.5 sacks. Finished the year with 66 tackles which tied for fourth on the team. Led the team in tackles in three games and had at least one tackle for loss in all but one game.
- As a sophomore (2016), started 12 games at "Leo" defensive end where he registered 49 tackles, second-most among team's down linemen. Ranked third on the squad with four sacks and tied for third on team with eight tackles for loss.
- As a redshirt freshman (2015), played in seven games as a reserve and recorded three tackles.
- As a freshman (2014), redshirted.
- Majored in marketing at Toledo.

#### PERSONAL:

- Attended George Bush (Fort Bend County, Texas) High School.
- As a senior (2013), played linebacker and recorded 76 tackles, 18 tackles for loss and five sacks.
- Has a brother, Olamide.
- His full name is pronounced OH-la-suhn-KAHN-mee ah-DAY-nee.

- Follow Adeniyi on Twitter and Instagram at @Love\_Ola\_9.
- Born Olasunkanmi Adeniyi on Sept. 12, 1997 in Lagos, Nigeria.

### OLA ADENIYI'S TITANS GAME-BY-GAME

2021 Tennessee Titans																				
Date	Opp	W/L	P/S	Tot	Solo	Asst	Sk	- Yds	QBP	TFL	Int	- Yds	-TD	PD	FF	FR	- Yds	SpT		
Sept 12	Ari	L	p	0	0	0	0.0	0.0	0	0	0	0	0	0	0	0	0	0	2	
Sept 19	@ Sea	W	p	1	1	0	1.0	12.0	1	1	0	0	0	0	0	0	0	0	2	
Sept 26	Ind	W	p	4	2	2	1.5	11.0	3	1	0	0	0	0	0	0	0	0	0	
Oct 3	@ NYJ	L	p	1	1	0	0.0	0.0	1	0	0	0	0	0	0	0	0	0	1	
Oct 10	@ Jax	W	p	0	0	0	0.0	0.0	7	0	0	0	0	0	0	0	0	0	1	
Oct 18	Buf	W	p	1	1	0	0.0	0.0	0	0	0	0	0	0	0	0	0	0	1	
Oct 24	KC	W	p	0	0	0	0.0	0.0	3	0	0	0	0	0	0	0	0	0	0	
Oct 31	@ Ind	W	p	0	0	0	0.0	0.0	1	0	0	0	0	0	0	0	0	0	1	
Nov 7	@ LAR	W	p	1	1	0	0.0	0.0	0	0	0	0	0	0	0	0	0	0	1	
Nov 14	NO	W	p	2	1	1	0.0	0.0	2	0	0	0	0	1	0	0	0	0	0	
Nov 21	Hou	L	p	0	0	0	0.0	0.0	0	0	0	0	0	0	0	0	0	0	0	
Nov 28	@ NE	L	IA																	
Dec 12	Jax	W	p	1	1	0	0.0	0.0	2	0	0	0	0	0	0	0	0	0	0	
Dec 19	@ Pit	L	p	0	0	0	0.0	0.0	0	0	0	0	0	0	0	0	0	0	0	
Dec 23	SF	W	p	0	0	0	0.0	0.0	0	0	0	0	0	0	0	0	0	0	0	
Jan 2	Mia	W	p	0	0	0	0.0	0.0	0	0	0	0	0	0	0	0	0	0	0	
Jan 9	@ Hou	W	p	0	0	0	0.0	0.0	0	0	0	0	0	0	0	0	0	0	1	
<b>Totals</b>				<b>12-5</b>	<b>16/0</b>	<b>11</b>	<b>8</b>	<b>3</b>	<b>2.5</b>	<b>23.0</b>	<b>20</b>	<b>2</b>	<b>0</b>	<b>1</b>	<b>0</b>	<b>0</b>	<b>0</b>	<b>1</b>	<b>0</b>	<b>10</b>
<b>Playoffs</b>																				
Jan 22	Cin	L	p	0	0	0	0.0	0.0	0	0	0	0	0	0	0	0	0	0	0	0
<b>Totals</b>				<b>0-1</b>	<b>1/0</b>	<b>0</b>	<b>0</b>	<b>0</b>	<b>0.0</b>	<b>0.0</b>	<b>0</b>	<b>0</b>	<b>0</b>	<b>0</b>	<b>0</b>	<b>0</b>	<b>0</b>	<b>0</b>	<b>0</b>	<b>0</b>

### OLA ADENIYI'S NFL STATISTICS

REGULAR SEASON		TACKLES									INTERCEPTIONS					FUMBLES			
Year	Team	GP	GS	Tot	Solo	Asst	Sk	Yds	QBP	TFL	No	Yds	Lg	TD	PD	FF	FR	Yds	SpT
2018	Pittsburgh	1	0	1	0	1	0.0	0.0	0	0	0	0	0	0	0	0	0	0	0
2019	Pittsburgh	16	0	2	1	1	0.0	0.0	0	0	0	0	0	0	0	0	0	0	6
2020	Pittsburgh	15	1	16	11	5	0.0	0.0	0	1	0	0	0	0	0	0	0	0	8
2021	Tennessee	16	0	11	8	3	2.5	23.0	20	2	0	0	0	0	1	0	0	0	10
<b>NFL Totals</b>		<b>48</b>	<b>1</b>	<b>30</b>	<b>20</b>	<b>10</b>	<b>2.5</b>	<b>23.0</b>	<b>20</b>	<b>3</b>	<b>0</b>	<b>0</b>	<b>0</b>	<b>0</b>	<b>1</b>	<b>0</b>	<b>1</b>	<b>0</b>	<b>24</b>
PLAYOFFS		TACKLES									INTERCEPTIONS					FUMBLES			
Year	Team	GP	GS	Tot	Solo	Asst	Sk	Yds	QBP	TFL	No	Yds	Lg	TD	PD	FF	FR	Yds	SpT
2020	Pittsburgh	1	0	1	1	0	0.0	0.0	0	0	0	0	0	0	1	0	0	0	1
2021	Tennessee	1	0	0	0	0	0.0	0.0	0	0	0	0	0	0	0	0	0	0	0
<b>NFL Totals</b>		<b>2</b>	<b>0</b>	<b>1</b>	<b>1</b>	<b>0</b>	<b>0.0</b>	<b>0.0</b>	<b>0</b>	<b>0</b>	<b>0</b>	<b>0</b>	<b>0</b>	<b>0</b>	<b>1</b>	<b>0</b>	<b>0</b>	<b>0</b>	<b>1</b>

**Single-Game Highs**

- Tackles - 4 vs. Indianapolis (9/26/21)
- Sacks - 1.5 vs. Indianapolis (9/26/21)
- Quarterback Pressures - 7 at Jacksonville (10/10/21)
- Tackles For Loss - 1 (Three times, last vs. Indianapolis 9/26/21)
- Passes Defensed - 1 vs. New Orleans (11/14/21)

**Playoff Single-Game Highs**

- Tackles - 1 vs. Cleveland (1/10/21)
- Passes Defensed - 1 vs. Cleveland (1/10/21)
- Special Teams Tackles - 1 vs. Cleveland (1/10/21)

**Additional Statistics**

- Special Teams Forced Fumbles - 2 (2019), 1 (2020)



# 96 DENICO AUTRY

**DEFENSIVE LINEMAN • 6'5" • 285 LBS • COLLEGE: MISSISSIPPI STATE**  
**ACQUIRED: UNRESTRICTED FREE AGENT (IND) - 2021**  
**NFL EXPERIENCE (NFL/TITANS): 9/2 • HOMETOWN: ALBEMARLE, N.C.**  
**GAMES PLAYED/GAMES STARTED: 113/67 (PLAYOFFS: 5/4)**



**PRO:** Seeking a physical and disruptive defensive lineman, the Titans signed Denico Autry as an unrestricted free agent from the rival Indianapolis Colts early in the 2021 offseason. The 6-foot-5-inch, 285-pounder amassed 248 tackles, 39.5 sacks and 60 tackles for loss in his first eight NFL campaigns (2014-21) with the Oakland Raiders, Colts and Titans. In 2021, Autry made an immediate impact with Tennessee ranking second on the team with a career-high tying nine sacks and third on the squad with a career-best 44 quarterback pressures. Autry, a former rookie free agent, offers an impressive combination of size, athleticism and power on the defensive front and also excels on special teams where he has recorded nine career blocked kicks.

### CAREER HIGHLIGHTS:

- In 2021, Autry enjoyed a stellar first season with the Titans, playing in all 17 games and ranking second on the team with a career-best tying nine sacks and third on the squad with a career-high 44 quarterback pressures.
- In 2020, Autry collected 7.5 sacks, nine tackles for loss and 10 quarterback hits in 14 games with the Colts.
- In his first campaign with the Colts in 2018, Autry led the squad with a career-best nine sacks to go along with 13 tackles for loss, two forced fumbles and a fumble recovery.
- In 2015, Autry led the NFL with three blocked kicks on special teams, posting the most blocks in a season by a single player since 2011. He has eight career blocked kicks (five extra point attempts, two field goals and one punt).

### TITANS TIDBITS:

- Coming out of Albemarle (N.C.) High School, Autry did not have the collegiate opportunities he initially desired and attended East Mississippi Community College (EMCC). The football program has been featured in a popular Netflix documentary series titled, Last Chance U, which focuses on players' last chance to prove themselves to Division I programs. Autry played for EMCC from 2010-11 and helped the Lions to a 12-0 season and an NJCAA national championship title while being named an NJCAA Football All-America first-team selection his sophomore year. Following his career at EMCC, Autry signed with Mississippi State amid offers from Alabama, Auburn, Florida, Florida State, Ole Miss, Southern California and Texas among others.
- Denico's brother, Lee, played defensive line at EMCC before transferring to Mississippi State as well. He signed with the Chicago Bears as a rookie free agent in 2020 and also spent time with the Los Angeles Chargers and Las Vegas Raiders during his rookie campaign.

### CAREER TRANSACTIONS:

- The Albemarle, N.C., native was originally signed by the Oakland Raiders as a rookie free agent on May 20, 2014.
- Waived by the Raiders on Aug. 30, 2014 and signed to the team's practice squad two days later.
- Signed by the Raiders to their active roster from the team's practice squad on Oct. 25, 2014.
- Signed by the Indianapolis Colts as an unrestricted free agent on March 15, 2018.
- Signed by the Titans as an unrestricted free agent on March 19, 2021.

### SEASON RECAPS:

**2021 (17/11, 1/1 - Tennessee):** Played in all 17 games with 11 starts in his first season with the Titans. Ranked second on the team with a career-high tying nine sacks and third on the squad with a career-best 44 quarterback pressures. Notched 32 tackles, including 10 stops for loss, six passes

defensed and a blocked field goal. Started the postseason contest and posted three tackles, including 1.5 sacks, five quarterback pressures and a pass defensed. Led or tied for the team lead in sacks six times in 2021 (at SEA, vs. KC, vs. JAX, at PIT, vs. SF, vs. MIA). Led or tied for the team lead in quarterback pressures four times in 2021 (vs. KC, at NE, vs. JAX, vs. CIN). Led or tied for the team lead in passes defensed four times in 2021 (vs. BUF, at LAR, vs. HOU, at HOU).

- At Seattle (9/19), played as a reserve at defensive end and posted three tackles, including 1.5 sacks and four quarterback pressures. Sacked Russell Wilson for a four-yard loss early in the second stanza. Halted a Seahawks' drive by combining with Jeffery Simmons for a seven-yard sack of Wilson on third-and-14 in the second quarter.
- Against Indianapolis (9/26), started at defensive end and tallied four quarterback pressures.
- At N.Y. Jets (10/3), started on the defensive front in his 100th career game and notched three tackles, including two stops for loss. Stuffed Michael Carter for a two-yard loss on a rush off right tackle in the third quarter. Forced the Jets to settle for a field goal in overtime by stonewalling Zach Wilson for a three-yard loss on a bootleg run on third-and-goal from the one-yard line.
- Against Buffalo (10/18), started at defensive end and registered four quarterback pressures and a pass defensed. Disrupted a Josh Allen pass that was then intercepted by Kevin Byard in the second quarter.
- Against Kansas City (10/24), started at defensive end and collected three tackles, including a team-high two sacks and a team-best seven quarterback pressures. Dropped Patrick Mahomes for a 10-yard sack on third-and-11, forcing a 57-yard field goal that was no good late in the third quarter. Sacked Mahomes for an eight-yard loss on fourth-and-18 midway through the fourth quarter.
- At Indianapolis (10/31), started at defensive end and posted three tackles and four quarterback pressures.
- At L.A. Rams (11/7), started at defensive end and tallied three tackles, including 1.5 sacks, five quarterback pressures and two passes defensed. Dropped Matthew Stafford for a nine-yard sack in the opening quarter. Ended a Rams' drive by batting down a third-and-four pass intended for Robert Woods in the first quarter. Halted a Rams' drive by knocking down a pass intended for Woods on third-and-13 late in the second stanza. Teamed with Harold Landry III to sack Stafford for a six-yard loss on third-and-six late in the third quarter.
- Against Jacksonville (12/12), started at defensive end and posted two tackles, including a sack and a team-best four quarterback pressures in the shutout victory. Dropped Trevor Lawrence for a nine-yard sack on the Jaguars' first play from scrimmage in the opening quarter.
- At Pittsburgh (12/19), played as a reserve on the defensive front and notched a sack and a quarterback pressure. Sacked Ben Roethlisberger for a one-yard loss midway through the fourth quarter.
- Against San Francisco (12/23), saw significant action as a reserve on the defensive line and tallied three tackles, including a sack and three quarterback pressures. Stuffed Jeff Wilson Jr. for no gain on a rush off right end in the opening quarter. Halted a 49ers' drive by dropping Jimmy Garoppolo for a seven-yard sack on third-and-10 in the second quarter. Recorded his third consecutive game with at least one sack, marking the third three-game streak of his career.
- Against Miami (1/2), played as a reserve at defensive end and notched three tackles, including a sack and a quarterback pressure. Ended the Dolphins' first drive by sacking Tua Tagovailoa for a six-yard loss on third-and-10 in the first quarter. Recorded his fourth consecutive game with at least one sack, which is the longest such streak of his career. Partially blocked a Jason Sanders' 53-yard field goal attempt that was no good in



the third quarter, marking his ninth career blocked kick.

- Against Cincinnati (1/22), started at defensive end and posted three tackles, including 1.5 sacks, a team-high-tying five quarterback pressures and a pass defended. Registered his third consecutive postseason game with at least one sack. Combined with Naquan Jones to drop Joe Burrow for a three-yard sack on the Bengals' first play from scrimmage. Sacked Burrow for a six-yard loss later in the opening stanza. Teamed with David Long Jr. to stuff Joe Mixon for a three-yard loss on a rush off right end in the second quarter. Batted down a pass intended for Tyler Boyd in the second quarter.

**2020 (14/13, 1/1 - Indianapolis):** Appeared in 14 games with 13 starts and recorded 33 tackles, 7.5 sacks, nine tackles for loss and 10 quarterback hits. Spent two games on the reserve/COVID-19 list. Started the lone postseason contest and registered four tackles, including 1.5 sacks, two quarterback hits and a forced fumble.

- At Jacksonville (9/13), recorded two sacks of Gardner Minshew on opening day. It was his first multi-sack game since Week 2 of 2019 at Tennessee.
- At Detroit (11/1), tallied two sacks of Matthew Stafford in the victory.
- Against Baltimore (11/8), recorded two tackles including a sack of Lamar Jackson.
- At Tennessee (11/12), collected four tackles, including a 10-yard sack of Ryan Tannehill. It was his third consecutive game with a sack.
- Against Houston (12/20), accumulated four tackles, including 1.5 sacks.
- At Buffalo (1/9), started and tallied four tackles, 1.5 sacks and a forced fumble.

**2019 (14/14 - Indianapolis):** Started all 14 games he appeared in and tallied 32 tackles, 3.5 sacks, four tackles for loss, four passes defended and a forced fumble. Was inactive for the final two games of the season.

- At Tennessee (9/15), posted four solo tackles, two sacks of Marcus Mariota and a forced fumble.
- Against Tennessee (12/1), collected a season-best six tackles with a sack and two quarterback hits.

**2018 (12/11, 2/2 - Indianapolis):** Played in 12 games with 11 starts and notched 37 tackles, a career-high and team-leading nine sacks, 13 tackles for loss, two forced fumbles, a fumble recovery, a pass defended, a blocked extra point and a blocked field goal. Was inactive for four contests. Started two postseason games and had four tackles, a sack and two tackles for loss.

- Against Houston (9/30), posted a season-best nine tackles with two sacks, two more tackles for loss and two quarterback hits.
- Against Tennessee (11/18), collected a seven-yard sack of Marcus Mariota late in the second quarter.
- At Jacksonville (12/2), registered seven tackles, including a career-best three sacks for losses of 18 yards, four quarterback hits and two forced fumbles.
- At Houston (12/9), notched four tackles, including two sacks in the victory.
- Against Dallas (12/16), recorded a sack in the third consecutive game by dropping Dak Prescott for a 10-yard loss late in the fourth quarter. Blocked a 48-yard field goal attempt by Brett Maher early in the first quarter.
- At Kansas City (1/12), posted four tackles, including a five-yard sack of Patrick Mahomes on fourth-and-five in the third quarter.

**2017 (16/3 - Oakland):** Played in all 16 games with three starts and totaled 35 tackles. Set then career-highs with five sacks and seven passes defended.

- Against N.Y. Jets (9/17), contributed three tackles, a half sack and a pass defended. Split a sack with Mario Edwards Jr., bringing down Josh McCown for a four-yard loss in the third quarter.
- Against Kansas City (10/19), tallied two tackles and a half sack in the victory. Teamed with Khalil Mack to take down Alex Smith late in the fourth quarter, forcing a punt and getting the ball back to the Raiders' offense to drive down the field for the game-winning score.
- Against Denver (11/26), posted one of the most productive games of his career, tallying three tackles and a career-high two sacks. Brought down Paxton Lynch for a nine-yard loss in the second quarter to force a punt. Dropped Lynch again in the third quarter for an eight-yard loss to force a punt.
- Against N.Y. Giants (12/3), tallied three tackles, a sack and a pass defended in the victory. Brought down Geno Smith for a three-yard loss in the fourth quarter to force a field goal attempt.
- At Kansas City (12/10), made his first start of the season and tallied two

passes defended.

- At Philadelphia (12/25), posted his fifth sack of the season, dropping Nick Foles for a 16-yard loss in the fourth quarter.
- At L.A. Chargers (12/31), blocked an extra point attempt by Nick Rose in the second quarter.

**2016 (16/7, 1/0 - Oakland):** Saw playing time in all 16 games for the first time in his career and totaled 37 tackles, while adding 2.5 sacks, three passes defended and the first two fumble recoveries of his career.

- At Tennessee (9/25), teamed with Shilique Calhoun to take down Marcus Mariota for a two-yard sack.
- At Baltimore (10/2), tallied three assisted tackles and registered his first career fumble recovery following a Bruce Irvin sack-fumble of Joe Flacco in the fourth quarter.
- Against Carolina (11/27), tied a then career best with five tackles. Blocked a PAT attempt in the third quarter, his fourth career blocked kick.
- Against Buffalo (12/4), racked up two tackles and his first full sack of the season. His sack came during the fourth quarter on the Bills' last-chance drive.
- At Kansas City (12/8), notched two tackles and one fumble recovery in his fourth start of the year. Pounced on a loose ball after Khalil Mack's strip-sack of Alex Smith.
- At San Diego (12/18), notched his second sack in three games by taking Philip Rivers down for an eight-yard loss.
- At Houston (1/7), played in his first career postseason contest, recording three tackles and a pass defended.

**2015 (14/8 - Oakland):** Played in 14 games with eight starts, including starting the final seven games of the season. Totaled 29 tackles with three sacks and four passes defended. Led the NFL with three blocked kicks on special teams, posting the most blocks in a season by a single player since 2011.

- At Cleveland (9/27), batted down a pass at the line of scrimmage on Cleveland's final drive of the game for his first career pass defended.
- At Chicago (10/4), blocked a first quarter PAT attempt on special teams. Also posted three tackles.
- Against N.Y. Jets (11/1), posted a then career-high five tackles and recorded his first career sack.
- At Detroit (11/22), started at defensive end and notched his second sack of the season.
- At Tennessee (11/29), tipped a Marcus Mariota pass on the game's first play from scrimmage. Blocked his second PAT attempt of the season in the first quarter.
- Against Green Bay (12/20), credited with three tackles. Blocked his third kick of the season, deflecting a 49-yard field goal attempt by Mason Crosby in the fourth quarter.
- Against San Diego (12/24), recorded his first career safety with a sack of Philip Rivers. Also credited with three tackles and a pass defended.

**2014 (10/0 - Oakland):** Saw action in 10 games as a rookie and notched 13 tackles, three tackles for loss and two special teams stops. Spent first six games on the practice squad before being signed to the active roster on Oct. 25.

- At Cleveland (10/26), made his NFL debut, seeing significant action on defense and notched two tackles.
- At Seattle (11/2), came free up the middle on a third-quarter punt, blocking a Jon Ryan effort that was recovered in the end zone by Brice Butler for a Raiders touchdown. Added a tackle on kickoff coverage.
- Against Denver (11/9), recorded a personal-best two solo tackles.

#### COLLEGE:

- Played in 26 games with 23 starts for Mississippi State and finished his two-year Bulldogs career with 73 total tackles, 16 tackles for loss, six sacks and three forced fumbles. Spent his first two collegiate seasons at East Mississippi Community College where he was an NJCAA All-American and national champion.
- As a senior (2013), started all 13 games for the Bulldogs. Finished second on the team with 6.5 tackles for loss. Collected 31 tackles, two sacks and eight quarterback hurries.
- As a junior (2012), signed with Mississippi State and played in all 13 games with 10 starts. Tallied 42 tackles, 9.5 tackles for loss, four sacks, two forced fumbles and an interception. Came on strong in the final four games of the season, totaling four tackles for loss, two sacks, two forced fumbles, three quarterback hurries, one interception and a pass breakup.
- Attended East Mississippi Community College during his first two



## DENICO AUTRY'S GAME-BY-GAME CONT.

2020 Indianapolis Colts														2021 Tennessee Titans																										
Date	Opp	W/L	P/S	Tot	Solo	Asst	Sk	- Yds	QBP	TFL	Int	- Yds	-TD	PD	FF	FR	- Yds	SpT	Date	Opp	W/L	P/S	Tot	Solo	Asst	Sk	- Yds	QBP	TFL	Int	- Yds	-TD	PD	FF	FR	- Yds	SpT			
Sept 13	@ Jax	L	S	2	2	0	2.0	9.0	2	2	0	0	0	0	0	0	0	0	0	Sept 12	Ari	L	p	1	1	0	0.0	0.0	0	0	0	0	0	0	0	0				
Sept 20	Min	W	S	1	1	0	0.0	0.0	0	0	0	0	0	0	0	0	0	0	0	Sept 19	@ Sea	W	p	3	2	1	1.5	7.5	4	1	0	0	0	0	0	0				
Sept 27	NYJ	W	S	5	4	1	0.0	0.0	1	0	0	0	0	0	0	0	0	0	0	Sept 26	Ind	W	S	0	0	0	0.0	0.0	4	0	0	0	0	0	0	0	0			
Oct 4	@ Chi	W	S	0	0	0	0.0	0.0	0	0	0	0	0	0	0	0	0	0	0	Oct 3	@ NYJ	L	S	3	3	0	0.0	0.0	0	2	0	0	0	0	0	0	0			
Oct 11	@ Cle	L	S	7	3	4	0.0	0.0	0	1	0	0	0	0	0	0	0	0	0	Oct 10	@ Jax	W	S	1	1	0	0.0	0.0	2	0	0	0	0	0	0	0	0			
Oct 18	Cin	W	S	1	0	1	0.0	0.0	0	0	0	0	0	0	0	0	0	0	0	Oct 18	Buf	W	S	0	0	0	0.0	0.0	4	0	0	0	0	1	0	0	0	0		
Nov 1	@ Det	W	S	2	2	0	2.0	14.0	2	2	0	0	0	0	0	0	0	0	0	Oct 24	KC	W	S	3	3	0	2.0	18.0	7	2	0	0	0	0	0	0	0	0		
Nov 8	Bal	L	S	2	1	1	1.0	1.0	1	1	0	0	0	0	0	0	0	0	0	Oct 31	@ Ind	W	S	3	1	2	0.0	0.0	4	0	0	0	0	0	0	0	0	0		
Nov 12	@ Ten	W	S	4	2	2	1.0	10.0	1	1	0	0	0	0	0	0	0	0	0	Nov 7	@ LAR	W	S	3	2	1	1.5	12.0	5	1	0	0	2	0	0	0	0	0		
Nov 22	GB	W	R/C																	Nov 14	NO	W	S	1	0	1	0.0	0.0	1	0	0	0	1	0	0	0	0	0		
Nov 29	Ten	L	R/C																	Nov 21	Hou	L	S	1	1	0	0.0	0.0	0	0	0	0	0	1	0	0	0	0		
Dec 6	@ Hou	W	S	1	1	0	0.0	0.0	0	1	0	0	0	0	0	0	0	0	0	Nov 28	@ NE	L	S	0	0	0	0.0	0.0	2	0	0	0	0	0	0	0	0	0	0	
Dec 13	@ LV	W	S	0	0	0	0.0	0.0	0	0	0	0	0	0	0	0	0	0	0	Dec 12	Jax	W	S	2	2	0	1.0	9.0	4	1	0	0	0	0	0	0	0	0	0	
Dec 20	Hou	W	S	4	3	1	1.5	9.5	2	1	0	0	0	0	0	0	0	0	0	Dec 19	@ Pit	L	p	2	1	1	1.0	1.0	1	1	0	0	0	0	0	0	0	0	0	
Dec 27	@ Pit	L	S	3	1	2	0.0	0.0	0	0	0	0	0	0	0	0	0	0	0	Dec 23	SF	W	p	3	2	1	1.0	7.0	3	1	0	0	0	0	0	0	0	0	0	
Jan 3	Jax	W	S	1	0	1	0.0	0.0	1	0	0	0	0	0	0	0	0	0	0	Jan 2	Mia	W	p	3	3	0	1.0	6.0	1	1	0	0	0	0	0	0	0	0	0	
<b>Totals</b>				<b>11-5</b>	<b>14/13</b>	<b>33</b>	<b>20</b>	<b>13</b>	<b>7.5</b>	<b>43.5</b>	<b>10</b>	<b>9</b>	<b>0</b>	<b>0</b>	<b>0</b>	<b>0</b>	<b>0</b>	<b>0</b>	<b>0</b>	<b>Totals</b>			<b>12-5</b>	<b>17/11</b>	<b>32</b>	<b>25</b>	<b>7</b>	<b>9.0</b>	<b>60.5</b>	<b>44</b>	<b>10</b>	<b>0</b>	<b>0</b>	<b>0</b>	<b>6</b>	<b>0</b>	<b>0</b>	<b>0</b>	<b>0</b>	
<b>Playoffs</b>																				<b>Playoffs</b>																				
Jan 9	@ Buf	L	S	4	2	2	1.5	20.5	2	1	0	0	0	0	1	0	0	0	0	Jan 9	@ Hou	W	p	3	3	0	0.0	0.0	2	0	0	0	1	0	0	0	0	0	0	0
<b>Totals</b>				<b>0-1</b>	<b>1/1</b>	<b>4</b>	<b>2</b>	<b>2</b>	<b>1.5</b>	<b>20.5</b>	<b>2</b>	<b>1</b>	<b>0</b>	<b>0</b>	<b>0</b>	<b>0</b>	<b>1</b>	<b>0</b>	<b>0</b>	<b>Totals</b>			<b>0-1</b>	<b>1/1</b>	<b>3</b>	<b>1</b>	<b>2</b>	<b>1.5</b>	<b>7.5</b>	<b>5</b>	<b>1</b>	<b>0</b>	<b>0</b>	<b>0</b>	<b>1</b>	<b>0</b>	<b>0</b>	<b>0</b>	<b>0</b>	

## DENICO AUTRY'S NFL STATISTICS

REGULAR SEASON				TACKLES							INTERCEPTIONS					FUMBLES			
Year	Team	GP	GS	Tot	Solo	Asst	Sk	Yds	QBP	TFL	No	Yds	Lg	TD	PD	FF	FR	Yds	SpT
2014	Oakland	10	0	13	8	5	0.0	0.0	1	3	0	0	0	0	0	0	0	0	2
2015	Oakland	14	8	29	19	10	3.0	17.0	7	6	0	0	0	0	4	0	0	0	0
2016	Oakland	16	7	37	22	15	2.5	9.0	4	6	0	0	0	0	3	0	2	0	0
2017	Oakland	16	3	35	25	10	5.0	43.5	9	9	0	0	0	0	7	0	0	0	0
2018	Indianapolis	12	11	37	28	9	9.0	58.0	11	13	0	0	0	0	1	2	1	0	0
2019	Indianapolis	14	14	32	20	12	3.5	28.5	11	4	0	0	0	0	4	1	0	0	0
2020	Indianapolis	14	13	33	20	13	7.5	43.5	10	9	0	0	0	0	0	0	0	0	0
2021	Tennessee	17	11	32	25	7	9.0	60.5	44	10	0	0	0	0	6	0	0	0	0
<b>NFL Totals</b>		<b>113</b>	<b>67</b>	<b>248</b>	<b>167</b>	<b>81</b>	<b>39.5</b>	<b>260.0</b>	<b>97</b>	<b>60</b>	<b>0</b>	<b>0</b>	<b>0</b>	<b>0</b>	<b>25</b>	<b>3</b>	<b>3</b>	<b>0</b>	<b>2</b>

PLAYOFFS				TACKLES							INTERCEPTIONS					FUMBLES			
Year	Team	GP	GS	Tot	Solo	Asst	Sk	Yds	QBP	TFL	No	Yds	Lg	TD	PD	FF	FR	Yds	SpT
2016	Oakland	1	0	3	2	1	0.0	0.0	0	2	0	0	0	0	1	0	0	0	0
2018	Indianapolis	2	2	4	2	2	1.0	5.0	3	2	0	0	0	0	0	0	0	0	0
2020	Indianapolis	1	1	4	2	2	1.5	20.5	2	1	0	0	0	0	0	1	0	0	0
2021	Tennessee	1	1	3	1	2	1.5	7.5	5	1	0	0	0	0	1	0	0	0	0
<b>NFL Totals</b>		<b>5</b>	<b>4</b>	<b>14</b>	<b>7</b>	<b>7</b>	<b>4.0</b>	<b>33.0</b>	<b>10</b>	<b>6</b>	<b>0</b>	<b>0</b>	<b>0</b>	<b>0</b>	<b>2</b>	<b>1</b>	<b>0</b>	<b>0</b>	<b>0</b>

### Single-Game Highs

Tackles - 9 vs. Houston (9/30/18)  
 Sacks - 3 at Jacksonville (12/2/18)  
 Quarterback Pressures - 7 vs. Kansas City (10/24/21)  
 Forced Fumbles - 2 at Jacksonville (12/2/18)  
 Fumble Recovery - 1 (Three times, last vs. Miami, 11/25/18)  
 Pass Defensed - 2 (Three times, last at L.A. Rams, 11/7/21)  
 Tackles for Loss - 4 vs. Houston (9/30/18)

### Playoff Single-Game Highs

Tackles - 4 (Three times, last at Buffalo, 1/9/21)  
 Sacks - 1.5 (Twice, last vs. Cincinnati 1/22/22)  
 Quarterback Pressures - 5 vs. Cincinnati (1/22/22)  
 Forced Fumbles - 1 at Buffalo (1/9/21)  
 Passes Defensed - 1 (Twice, last vs. Cincinnati 1/22/22)  
 Tackles for Loss - 2 (Twice, last at Kansas City, 1/12/19)

### Additional Career Statistics

Safety - 1 vs. San Diego (12/24/15)  
 Blocked PAT - 2 (2015), 1 (2016), 1 (2017), 1 (2018)  
 Blocked Field Goal - 1 (2015), 1 (2018), 1 (2021)  
 Blocked Punt - 1 (2014)





# 55 AARON BREWER

**GUARD/CENTER • 6'1" • 295 LBS • COLLEGE: TEXAS STATE**  
**ACQUIRED: FREE AGENT - 2020 • NFL EXPERIENCE (NFL/TITANS): 3/3**  
**HOMETOWN: DALLAS, TEXAS**  
**GAMES PLAYED/GAMES STARTED: 24/6 (PLAYOFFS: 1/0)**



**PRO:** The Titans signed Aaron Brewer as a rookie free agent following the 2020 NFL Draft. The 6-foot-1-inch, 295-pounder earned a roster spot as a rookie, providing depth at guard and center, and has appeared in 24 games with six starts at both left and right guard in his first two seasons. The Dallas, Texas, native appeared in 48 games with 47 consecutive starts over four seasons (2016-19) at Texas State, where he registered starts at all five offensive line positions.

#### CAREER HIGHLIGHTS:

- In 2021, Brewer started a career-best five games, including logging his first three career starts at right guard.

#### TITANS TIDBITS:

- As an extremely versatile athlete, Brewer has even taught himself to do backflips.
- In college, he registered at least one start at all five positions along the offensive line.

#### CAREER TRANSACTIONS:

- The Dallas, Texas, native was signed by the Titans as a rookie free agent on May 7, 2020.

#### SEASON RECAPS:

**2021 (12/5, 1/0):** Appeared in 12 games with five starts at guard. Placed on injured reserve on Oct. 8 and missed four games before being activated from injured reserve designated to return on Nov. 6. Dressed but did not play in one contest. Saw action as a reserve in the postseason contest.

- At Seattle (9/19), entered the game at left guard after Rodger Saffold left the game in the third quarter with an injury. Helped open holes for Derrick Henry to rush for 182 yards.
- At N.Y. Jets (10/3), played as a reserve at both center and left guard after starters left the contest with injuries.
- At L.A. Rams (11/7), returned to the lineup as a starter at right guard.
- Against New Orleans (11/14), played as a reserve as an extra tight end.
- At New England (11/28), started at right guard and opened holes for Titans ball carriers to amass 270 yards on the ground, including two 100-yard rushers.
- Against Jacksonville (12/12), saw action as a reserve at left guard after Rodger Saffold III left the game with an injury.
- At Pittsburgh (12/19), started at left guard and helped block for Titans' ball carriers to amass 201 rushing yards.
- Against San Francisco (12/23), started at left guard. Helped the Titans convert a season-high nine third downs on 16 attempts in the game, while scoring on four of its five possessions in the second half.
- Against Miami (1/2), saw significant action as a reserve at tight end after MyCole Pruitt left the game in the second quarter with an injury.
- At Houston (1/9), played as a reserve as an extra tight end.
- Against Cincinnati (1/22), made his postseason debut and saw limited action as a reserve as an extra tight end and on special teams.

**2020 (12/1, 0/0):** Played in 12 games with one start at left guard during his rookie campaign. Was inactive for one contest and dressed but did not play in three games. Missed the postseason contest while on the reserve/COVID-19 list. Made his NFL debut at Denver (9/14/20). Started his first career NFL contest at Baltimore (11/22/20).

- At Denver (9/14), saw action as a reserve in his first NFL contest.
- Against Buffalo (10/13), saw limited action as a reserve tight end in the jumbo package.
- Against Indianapolis (11/12), played as a reserve at center late in the

game and as an extra tight end.

- At Baltimore (11/22), made his first career NFL start at left guard and helped open holes for Titans' ball carriers to gain 173 yards on the ground.
- At Jacksonville (12/13), played as a reserve at left guard in the second half.
- At Green Bay (12/27), saw limited action at left guard late in the fourth quarter.
- At Houston (1/3), entered the game as a reserve at left guard in the third quarter after Rodger Saffold III left with an injury. Blocked for Derrick Henry to gain a franchise-record 250 rushing yards in the Titans' division-clinching victory and in the process become the eighth player in NFL history to eclipse 2,000 rushing yards in a season.
- Against Baltimore (1/10), missed the game while on reserve/COVID-19.

#### COLLEGE:

- In four seasons at Texas State (2016-19), appeared in 48 games with 47 consecutive starts along the offensive line. Brewer recorded starts at center, left guard, right guard, left tackle and right tackle.
- As a senior (2019), started all 12 games at right tackle. Earned All-Sun Belt second team recognition.
- As a junior (2018), started 12 games with six starts at center and six starts at left tackle. Named to the All-Sun Belt first team Offense by Pro Football Focus and earned honorable mention All-Sun Belt recognition by the league's coaches and media.
- As a sophomore (2017), started all 12 games on the offensive line. Made five starts at center, five games at right guard and two games at left tackle. Earned All-Sun Belt second team honors by Phil Steele and All-Sun Belt third team recognition by the league's coaches and media.
- At Arkansas State (11/18), caught one pass for seven yards.
- As a freshman (2016), played in 12 games and made 11 starts on the offensive line. Started seven games at left guard and four games at center. Earned All-Sun Belt third team honors by Phil Steele and All-Sun Belt honorable mention recognition by the league's coaches and media.
- Majored in general studies at Texas State.

#### PERSONAL:

- Attended Skyline (Texas) High School where he earned All-District 9-6A First-Team honors at guard.
- Rated a two-star recruit by Rivals.
- Also competed in track and field.
- Son of Thedra and Keith Brewer.
- Follow Brewer on Twitter and Instagram @bigtime\_ab.
- Born Aaron Jamal Brewer on Oct. 28, 1997 in Dallas, Texas.

## AARON BREWER'S NFL STATISTICS

### REGULAR SEASON

Year	Team	GP	GS
2020	Tennessee	12	1
2021	Tennessee	12	5
<b>NFL Totals</b>		<b>24</b>	<b>6</b>

### PLAYOFFS

Year	Team	GP	GS
2020	Tennessee	0	0
2021	Tennessee	1	0
<b>NFL Totals</b>		<b>1</b>	<b>0</b>

### Starts Breakdown:

2020 - LG 1; 2021 - RG 3, LG 2

### Additional Career Statistics

Fumble Recoveries - 1 (2021)



# 14 RANDY BULLOCK

**KICKER • 5'9" • 210 LBS • COLLEGE: TEXAS A&M**

**ACQUIRED: FREE AGENT - 2021**

**NFL EXPERIENCE (NFL/TITANS): 11/2 • HOMETOWN: KLEIN, TEXAS**

**GAMES PLAYED/GAMES STARTED: 123/0 (PLAYOFFS: 1/0)**



**PRO:** The Titans signed Randy Bullock to the team's practice squad during Week 1 of the 2021 season, and he was quickly elevated to the 53-man roster the following week. He spent the remainder of the 2021 season as the team's kicker, connecting on 26 of 31 field goals and a career-best 42 extra points on 45 attempts in 16 games. He also handled all of the team's kickoff duties. Prior to arriving in Tennessee, the 5-foot-9-inch, 210-pounder appeared in 107 games over nine seasons with the Houston Texans (2012-15), N.Y. Jets (2015), N.Y. Giants (2016), Pittsburgh Steelers (2016) and Cincinnati Bengals (2016-20). The Texas A&M product spent the 2021 offseason with the Detroit Lions.

### CAREER HIGHLIGHTS:

- Bullock completed his first season in Tennessee in 2021 and made 26 field goals on 31 attempts (83.9 percent) to go along with a career-high 42 extra points on 45 attempts (93.3 percent). His 120 points ranked ninth in franchise history and were the most by a Titans player since Ryan Succop scored 136 points in 2017. He totaled a career-high three game-winning field goals.
- In 2017, Bullock made good on a career-best 90 percent of his field goals in his first full season with the Bengals.
- In 2014, Bullock collected a career-high 130 points by nailing 30 of 35 field goals and all 40 extra points for the Texans.

### TITANS TIDBITS:

- Bullock is an avid outdoorsman. He enjoys golfing, fishing and hunting during his down time in South Texas.
- Bullock retains many life lessons his father, Richard, taught him and his brother, Rhett. On Dec. 23, 2004, when Randy was 14, the two brothers and their mother, Sally, lost Richard to a heart attack.
- As a senior at Texas A&M, Bullock was received the Lou Groza Award, which is given annually to the nation's top placekicker.

### CAREER TRANSACTIONS:

- The Klein, Texas, native was originally selected by the Houston Texans in the fifth round (161st overall) of the 2012 NFL Draft.
- Waived by the Texans on Sept. 29, 2015.
- Signed by N.Y. Jets as free agent on Nov. 10, 2015.
- Signed by N.Y. Giants as an unrestricted free agent on Aug. 23, 2016.
- Released by the Giants on Sept. 13, 2016.
- Signed by the Pittsburgh Steelers as free agent on Dec. 3, 2016.
- Released by the Steelers on Dec. 12, 2016.
- Claimed off waivers by the Cincinnati Bengals on Dec. 13, 2016.
- Signed by the Detroit Lions as an unrestricted free agent on March 22, 2021.
- Released by the Lions on Aug. 31, 2021.
- Signed by the Titans to their practice squad on Sept. 11, 2021.
- Signed by the Titans to their active roster from the practice squad on Sept. 15, 2021.

### SEASON RECAPS:

**2021 (16/0, 1/0 - Tennessee):** Appeared in 16 games in his first season with the Titans and registered 120 points, which was the second-highest total of his career. Connected on 26 of 31 field goals and a career-best 42 extra points on 45 attempts. Spent the season opener on the team's practice squad. Saw action in his first career postseason contest and made good on his lone field goal attempt and his lone extra point chance. Made three game-winning field goals in 2021 (at SEA, at IND, vs. SF) to improve

his career total to seven. Registered three games with at least three field goals (at SEA, at NYJ, vs. NO) to bring his career total to 25.

- At Seattle (9/19), made his Titans debut and nailed four of five field goals, including the game-winner in overtime. Made good on all three extra point chances. Evened the score at 3-3 with a 33-yard field goal in the first quarter. Gave the Titans a 6-3 advantage with a 30-yard field goal in the second stanza. Cut the Seahawks lead to 17-9 with a 24-yard field goal late in the second quarter. Ended the game with his fifth career game-winning field goal from 36 yards out with 4:45 remaining in overtime.
- At N.Y. Jets (10/3), made good on three of four field goals (44, 46, 36) and his lone extra point chance. Gave the Titans an early 3-0 lead with a 44-yard field goal in the first quarter. Extended the Titans lead to 6-0 with a 46-yard field goal early in the second quarter. Increased the Titans advantage to 9-0 with a 36-yard field goal in the second stanza.
- Against Buffalo (10/18), connected on both field goals (43, 38) and all four extra point chances. Cut the Bills lead to 13-10 with a 43-yard field goal in the second stanza. Made the score 31-27 in favor of Buffalo with a 38-yard field goal early in the fourth quarter.
- Against Kansas City (10/24), made good on both field goals (34, 51) and all three extra point chances. Booted all six of his kickoffs into the end zone for touchbacks. It was the third time in his career he had six or more kickoffs and had touchbacks on 100 percent of them. Extended the Titans' lead to 17-0 with a 34-yard field goal in the second quarter. Gave the Titans a 27-0 lead with a 51-yard field goal just before halftime.
- At Indianapolis (10/31), connected on both field goals (46, 44), including the game-winner in overtime. Made good on all four extra point chances. Tied the score at 24-24 with a 46-yard field goal early in the fourth quarter. Ended the game with his sixth career game-winning field goal from 44 yards out in overtime.
- Against New Orleans (11/14), connected on all three field goals (28, 36, 36) and both extra point opportunities. Gave the Titans a 3-0 lead with a 28-yard field goal late in the opening quarter. Evened the score at 6-6 with a 36-yard field goal in the second stanza. Increased the Titans' advantage to 23-12 with a 36-yard field goal early in the fourth quarter.
- Against Jacksonville (12/12), made both extra points and two of three field goal attempts (44, 29). Booted four touchbacks on five kickoffs. Extended the Titans' advantage to 10-0 with a 44-yard field goal in the second quarter. Nailed a 29-yard field goal to make the score 20-0 late in the fourth quarter.
- At Pittsburgh (12/19), made good on both field goals (26, 32) and his lone extra point attempt. Increased the Titans lead to 10-0 with a 26-yard field goal late in the opening quarter. Gave the Titans a 13-3 halftime lead with a 32-yard field goal with 21 seconds remaining in the second quarter.
- Against San Francisco (12/23), connected on both field goals (38, 44), including his seventh career game-winner, and both extra point tries. Nailed all five of his kickoffs for touchbacks. Reached the 100-point mark on the season for the fourth time in his career. Got the Titans on the scoreboard with a 38-yard field goal in the third quarter. Connected on the game-winning, 44-yard field goal with four seconds remaining in the contest.
- Against Miami (1/2), made good on both field goals (23, 44) and all four extra point opportunities despite cold, rainy conditions. Booted five of his seven kickoffs into the end zone for touchbacks. Gave the Titans a 10-0 lead with a 23-yard field goal early in the second quarter. Increased the Titans lead to 27-3 with a 44-yard field goal in the final stanza.
- Against Cincinnati (1/22), made his postseason debut and connected on his lone field goal attempt (34) and his lone extra point opportunity. Cut the Bengals' lead to 16-9 with a 34-yard field goal late in the third quarter.



**2020 (12/0 - Cincinnati):** Played in 12 games and went 21 of 26 on field goals (80.7 percent) and 24 of 25 on extra points (96 percent). Was a healthy inactive for the final four contests.

- At Cleveland (9/17), made all three field goal attempts (38, 43, 27).
- At Philadelphia (9/27), connected on all three field goals (48, 31, 25).
- Against Jacksonville (10/4), made a season-high four field goals (35, 40, 46, 30) on four attempts.
- At Indianapolis (10/18), hit a 55-yard field goal, tied for the second-longest in team history.

**2019 (16/0 - Cincinnati):** Played in all 16 games and went 27 of 31 on field goals (87.1 percent) and 24 of 25 (96 percent) on extra points.

- At Cleveland (12/8), went four for four on field goals (34, 44, 28, 46).
- At Miami (12/22), his 57-yard field goal was the longest in Bengals history. Delivered a successful onside kick that yielded a game-tying touchdown drive that capped a 23-point fourth-quarter Bengals comeback. Became the first NFL kicker since 2015 to make a field goal of at least 55 yards and boot a successful onside kick in the same game (Nick Folk).

**2018 (16/0 - Cincinnati):** Played in all 16 games and converted 82.6 percent of his field goal attempts (19 of 23). Two of his four misses were blocked. Made good on 95.1 percent of extra points (39 of 41). Finished the season with a streak of 10 consecutive field goals made.

- Against Baltimore (9/13), made a 40-yarder in fourth quarter to seal a win.
- Against Miami (10/7), nailed a season-long 51-yarder in third quarter.
- Against Tampa Bay (10/28), converted a game-winning 44-yard field goal as time expired.

**2017 (15/0 - Cincinnati):** Played in 15 games in his first full season with the Bengals and converted a career-high 90.0 percent of his field goal attempts (18 of 20) and 31 of 33 extra point chances. Was inactive for one contest.

- Against Detroit (12/24), converted all four of his field goal attempts, including a season-long 51-yarder.

**2016 (1/0 - N.Y. Giants; 1/0 - Pittsburgh; 3/0 - Cincinnati):** Signed by the Giants during training camp and kicked for the team's season opener at Dallas going two for three on extra points. Released by the Giants on Sept. 13. Signed by the Steelers as a replacement for the injured Chris Boswell, and kicked for Steelers on Dec. 4, going three for three on field goals (44, 34, 38) and making his only extra point chance. Did not play in another contest for the Steelers before being waived on Dec. 12. Claimed off waivers by the Bengals on Dec. 13.

- Against Pittsburgh (12/18), made his Bengals debut and went two for two on field goals (23, 22) and connected on both extra points.

**2015 (3/0 - Houston; 8/0 - N.Y. Jets):** Opened the season with the Texans, kicking in the first three games and going five of six on field goals and three of five on extra points before being released on Sept. 29. Signed as free agent with N.Y. Jets on Nov. 10 and kicked in the final eight games, connecting on 14 of 17 on field goals and 19 of 20 extra points.

- At N.Y. Giants (12/6), made a 31-yard field goal in overtime for 23-20 win.
- At Dallas (12/19), nailed a 40-yard field goal with 36 seconds to play to secure a 19-16 win.

**2014 (16/0 - Houston):** Played in all 16 games and made good on 30 for 35 on field goals and 40 for 40 on extra points. Connected on four of five field goal tries of 50 or more yards.

- Against Buffalo (9/28), nailed all three field goals, including kicks of 50 and 55 yards.
- Against Baltimore (12/21); set franchise records for field goals (six) and points (19) in a game during the 25-13 victory.

**2013 (16/0 - Houston):** Played in all 16 games and connected on 26 of 35 field goals and all 26 extra points. Finished the season with 12 straight made field goals.

- At San Diego (9/9), made his NFL debut on Monday Night Football and his 41-yard field goal with 3:53 to play provided final points in 31-28 win.

**2012 (0/0 - Houston):** Spent his rookie season on injured reserve because of a leg injury suffered in the preseason.

#### COLLEGE:

- Played four seasons (2008-11) at Texas A&M, leaving with school career records for points (365), field goals (63) and extra points (176).
- As a senior (2011), named first-team All-American and won college football's Lou Groza Award (nation's top placekicker). His 142 point total was a school record, and he led the nation with an average of 2.33 field goals per game. Set a school single-season record with 29 field goals and 55 extra points.
- As a junior (2010), earned All-Big 12 honorable mention after connecting on 16 of 21 field goals and all 50 extra point attempts.
- As a sophomore (2009), took over the starting kicking job and made good on 12 of 19 field goals and 51 extra point tries.
- As a freshman (2008), kicked in the team's final seven games and score 38 points.
- Majored in petroleum engineering at Texas A&M, where he earned academic All-Big 12 honors.

#### PERSONAL:

- Attended Klein High School, where he earned first-team All-District honors after connecting on 11 of 14 field goal attempts and was a perfect on 39 extra points in 2007.
- Also earned All-Greater Houston and All-Texas accolades.
- Booted a 54-yard field goal, believed to be at the time the eighth-longest field goal in Texas high school football history.
- Last name is pronounced BULL-luck.
- Follow Bullock on Twitter @randybullock28.
- Born Randy Bullock on Dec. 16, 1989 in Lafayette, La.

## RANDY BULLOCK'S GAME-BY-GAME

### 2013 Houston Texans

Date	Opp	W/L	PAT			FG			1-19		20-29		30-39		40-49		50+		LG	Pts	Kick-by-Kick	Kickoffs			
			Ma	Att	Pct	Ma	Att	Pct	Ma	Att	Ma	Att	Ma	Att	Ma	Att	Ma	Att				No	InEZ	TB	PctTB
Sept 9	@ SD	W	4	4		1	2	50.0	0	0	0	0	0	0	1	1	0	1	41	7	51wl, 41	5	-	4	80.0
Sept 15	Ten	W	2	2		0	3	0.0	0	0	0	0	0	0	0	1	0	2	0	2	50wr, 50wr, 46lu	4	-	4	100.0
Sept 22	@ Bal	L	0	0		3	3	100.0	0	0	2	2	0	0	1	1	0	0	47	9	27, 29, 47	3	-	1	33.3
Sept 29	Sea	L	2	2		2	2	100.0	0	0	1	1	0	0	1	1	0	0	42	8	22, 42	5	-	2	40.0
Oct 6	@ SF	L	0	0		1	2	50.0	0	0	0	0	0	0	1	2	0	0	41	3	43wl, 41	2	-	1	50.0
Oct 13	Stl	L	1	1		2	2	100.0	0	0	1	1	1	1	1	0	0	0	35	7	20, 35	4	-	1	25.0
Oct 20	@ KC	L	1	1		3	3	100.0	0	0	1	1	0	0	2	2	0	0	48	10	48, 21, 47	5	-	1	20.0
Nov 3	Ind	L	3	3		1	4	25.0	0	0	0	0	0	0	1	3	0	1	43	6	49wl, 43, 55wl	5	-	2	40.0
Nov. 10	@ Ari	L	3	3		1	2	50.0	0	0	0	0	0	0	1	2	0	0	48	6	48, 40B	5	-	3	60.0
Nov. 17	Oak	L	2	2		3	3	100.0	0	0	1	1	1	1	0	0	1	1	51	11	51, 26, 30	6	-	3	50.0
Nov 24	Jax	L	0	0		2	2	100.0	0	0	1	1	0	0	1	1	0	0	49	6	49, 20	3	-	2	66.7
Dec 1	NE	L	4	4		1	1	100.0	0	0	0	0	0	0	1	1	0	0	43	7	43	6	-	0	0.0
Dec 5	@ Jax	L	2	2		2	2	100.0	0	0	0	0	2	2	0	0	0	0	34	8	34, 31	5	-	3	60.0
Dec 15	@ Ind	L	0	0		1	1	100.0	0	0	0	0	0	0	1	1	0	0	49	3	49	2	-	1	50.0
Dec 22	Den	L	1	1		2	2	100.0	0	0	0	0	1	1	1	1	0	0	45	7	45, 35	4	-	0	0.0
Dec 29	@ Ten	L	1	1		1	1	100.0	1	1	0	0	0	0	0	0	0	0	19	4	19	3	-	1	33.3
<b>Totals</b>			<b>2-14</b>	<b>26</b>	<b>26</b>	<b>26</b>	<b>35</b>	<b>74.3</b>	<b>1</b>	<b>1</b>	<b>7</b>	<b>7</b>	<b>5</b>	<b>5</b>	<b>12</b>	<b>17</b>	<b>1</b>	<b>5</b>	<b>51</b>	<b>104</b>		<b>67</b>	<b>-</b>	<b>29</b>	<b>43.3</b>

### 2014 Houston Texans

Date	Opp	W/L	PAT			FG			1-19		20-29		30-39		40-49		50+		LG	Pts	Kick-by-Kick	Kickoffs			
			Ma	Att	Pct	Ma	Att	Pct	Ma	Att	Ma	Att	Ma	Att	Ma	Att	Ma	Att				No	InEZ	TB	PctTB
Sept 7	Was	W	2	2		1	1	100.0	0	0	0	0	0	0	1	1	0	0	42	5	42	4	-	2	50.0
Sept 14	@ Oak	W	3	3		3	4	75.0	0	0	0	1	2	2	1	1	0	0	46	12	33, 39, 46, 27B	7	-	3	42.9
Sept 21	@ NYG	L	2	2		1	1	100.0	0	0	1	1	0	0	0	0	0	0	27	5	27	3	-	2	66.7
Sept 28	Buf	W	2	2		3	3	100.0	0	0	0	0	0	0	1	1	2	2	55	11	41, 55, 50	6	-	3	50.0
Oct 5	@ Dal	L	2	2		1	1	100.0	0	0	1	1	0	0	0	0	0	0	29	5	29	4	-	2	50.0
Oct 9	Ind	L	4	4		0	1	0.0	0	0	0	0	0	1	0	0	0	0	0	4	37wr	5	-	2	40.0
Oct 20	@ Pit	L	2	2		3	3	100.0	0	0	0	0	3	3	0	0	0	0	39	11	39, 38, 31	5	-	2	40.0
Oct 26	@ Ten	W	3	3		3	3	100.0	0	0	1	1	1	1	1	1	0	0	49	12	30, 29, 49	7	-	4	57.1
Nov 2	Phi	L	3	3		0	1	0.0	0	0	0	0	0	1	0	0	0	0	0	3	39wl	4	-	2	50.0
Nov 16	@ Cle	W	2	2		3	4	75.0	0	0	0	0	1	1	1	1	1	2	50	11	52wr, 46, 37, 50	6	-	1	16.7
Nov 23	Cin	L	1	1		2	2	100.0	0	0	1	1	1	1	0	0	0	0	36	7	26, 25	4	-	1	25.0
Nov 30	Ten	W	6	6		1	2	50.0	0	0	0	0	1	1	0	1	0	0	37	9	37, 43BL	8	-	6	75.0
Dec 7	@ Jax	W	3	3		2	2	100.0	0	0	0	0	0	0	2	2	0	0	44	9	44, 44	6	-	2	33.3
Dec 14	@ Ind	L	1	1		1	1	100.0	0	0	0	0	0	0	0	0	1	1	53	4	53	3	-	1	33.3
Dec 21	W	L	1	1		6	6	100.0	0	0	2	2	4	4	0	0	0	0	39	19	35, 25, 30, 20, 39, 33	8	-	4	50.0
Dec 28	Jax	W	3	3		0	0	0.0	0	0	0	0	0	0	0	0	0	0	0	3		4	-	3	75.0
<b>Totals</b>			<b>9-7</b>	<b>40</b>	<b>40</b>	<b>30</b>	<b>35</b>	<b>85.7</b>	<b>0</b>	<b>0</b>	<b>6</b>	<b>7</b>	<b>13</b>	<b>15</b>	<b>7</b>	<b>8</b>	<b>4</b>	<b>5</b>	<b>55</b>	<b>130</b>		<b>84</b>	<b>-</b>	<b>40</b>	<b>47.6</b>

### 2015 Houston Texans

Date	Opp	W/L	PAT			FG			1-19		20-29		30-39		40-49		50+		LG	Pts	Kick-by-Kick	Kickoffs			
			Ma	Att	Pct	Ma	Att	Pct	Ma	Att	Ma	Att	Ma	Att	Ma	Att	Ma	Att				No	InEZ	TB	PctTB
Sept 13	KC	L	0	1		2	2	100.0	0	0	0	0	1	1	1	1	0	0	47	6	34, 47	4	-	3	75.0
Sept 20	@ Car	L	2	2		1	1	100.0	0	0	0	0	0	0	1	1	0	0	43	5	43	4	-	3	75.0
Sept. 27	TB	W	1	2		2	3	66.7	1	1	0	0	1	1	0	1	0	0	29	7	43lu, 39, 19	5	-	4	80.0
<b>Totals</b>			<b>1-2</b>	<b>3</b>	<b>5</b>	<b>5</b>	<b>6</b>	<b>83.3</b>	<b>1</b>	<b>1</b>	<b>0</b>	<b>0</b>	<b>2</b>	<b>2</b>	<b>2</b>	<b>3</b>	<b>0</b>	<b>0</b>	<b>47</b>	<b>18</b>		<b>13</b>	<b>-</b>	<b>10</b>	<b>76.9</b>

### 2015 New York Jets

Date	Opp	W/L	PAT			FG			1-19		20-29		30-39		40-49		50+		LG	Pts	Kick-by-Kick	Kickoffs			
			Ma	Att	Pct	Ma	Att	Pct	Ma	Att	Ma	Att	Ma	Att	Ma	Att	Ma	Att				No	InEZ	TB	PctTB
Nov. 12	Buf	L	2	2		1	1	100.0	0	0	1	1	0	0	0	0	0	0	29	5	29	4	-	3	75.0
Nov. 22	@ Hou	L	2	2		1	1	100.0	0	0	0	0	0	0	1	1	0	0	40	5	40	4	-	4	100.0
Nov. 29	Mia	W	5	5		1	1	100.0	0	0	0	0	0	0	1	1	0	0	41	8	41	7	-	2	28.6
Dec. 6	@ NYG	W	2	2		3	3	100.0	0	0	2	2	1	1	0	0	0	0	31	11	24, 24, 31	6	-	2	33.3
Dec. 13	Ten	W	3	3		3	4	75.0	0	0	1	1	0	0	2	2	0	1	47	12	53wl, 47, 27, 42	7	-	4	57.1
Dec. 19	@ Dal	W	1	2		2	3	66.7	0	0	0	0	1	1	1	2	0	0	40	7	36, 45wr, 40	5	-	0	0.0
Dec. 27	NE	W	2	2		2	2	100.0	0	0	0	0	1	1	1	1	0	0	49	8	30, 49	5	-	3	60.0
Jan. 3.	@ Buf	L	2	2		1	2	50.0	0	0	0	0	1	1	0	1	0	0	39	5	40wr, 39	4	-	4	100.0
<b>Totals</b>			<b>5-3</b>	<b>19</b>	<b>20</b>	<b>14</b>	<b>17</b>	<b>82.4</b>	<b>0</b>	<b>0</b>	<b>4</b>	<b>4</b>	<b>4</b>	<b>4</b>	<b>6</b>	<b>8</b>	<b>0</b>	<b>1</b>	<b>49</b>	<b>79</b>		<b>15</b>	<b>-</b>	<b>11</b>	<b>73.3</b>

### 2016 New York Giants

Date	Opp	W/L	PAT			FG			1-19		20-29		30-39		40-49		50+		LG	Pts	Kick-by-Kick	Kickoffs			
			Ma	Att	Pct	Ma	Att	Pct	Ma	Att	Ma	Att	Ma	Att	Ma	Att	Ma	Att				No	InEZ	TB	PctTB
Sept. 11	@ Dal	W	2	3		0	0	0.0	0	0	0	0	0	0	0	0	0	0	0	2		4	-	3	75.0
<b>Totals</b>			<b>1-0</b>	<b>2</b>	<b>3</b>	<b>0</b>	<b>0</b>	<b>0.0</b>	<b>0</b>																

## RANDY BULLOCK'S GAME-BY-GAME CONT.

### 2016 Pittsburgh Steelers

Date	Opp	W/L	PAT		FG			1-19		20-29		30-39		40-49		50+		LG	Pts	Kick-by-Kick	Kickoffs			
			Ma	Att	Ma	Att	Pct	Ma	Att	Ma	Att	Ma	Att	Ma	Att	Ma	Att				No	InEZ	TB	PctTB
Dec. 4	NYG	W	1	1	3	3	100.0	0	0	0	0	2	2	1	1	0	0	44	10	44, 34, 38	6	-	3	50.0
<b>Totals</b>			<b>1-0</b>	<b>1</b>	<b>3</b>	<b>3</b>	<b>100.0</b>	<b>0</b>	<b>0</b>	<b>0</b>	<b>0</b>	<b>2</b>	<b>2</b>	<b>1</b>	<b>1</b>	<b>0</b>	<b>0</b>	<b>44</b>	<b>10</b>		<b>6</b>	<b>-</b>	<b>3</b>	<b>50.0</b>

### 2016 Cincinnati Bengals

Date	Opp	W/L	PAT		FG			1-19		20-29		30-39		40-49		50+		LG	Pts	Kick-by-Kick	Kickoffs			
			Ma	Att	Ma	Att	Pct	Ma	Att	Ma	Att	Ma	Att	Ma	Att	Ma	Att				No	InEZ	TB	PctTB
Dec 18	Pit	L	2	2	2	2	100.0	0	0	2	2	0	0	0	0	0	0	23	8	23, 22	5	-	2	40.0
Dec 24	@ Hou	L	1	1	1	2	50.0	0	0	0	0	0	0	1	2	0	0	43	4	43, 43wr	2	-	2	100.0
Jan. 1	Bal	W	3	3	2	2	100.0	0	0	2	2	0	0	0	0	0	0	24	9	23, 24	6	-	4	66.7
<b>Totals</b>			<b>1-2</b>	<b>6</b>	<b>5</b>	<b>6</b>	<b>83.3</b>	<b>0</b>	<b>0</b>	<b>4</b>	<b>4</b>	<b>0</b>	<b>0</b>	<b>1</b>	<b>2</b>	<b>0</b>	<b>0</b>	<b>43</b>	<b>21</b>		<b>13</b>	<b>-</b>	<b>8</b>	<b>61.5</b>

### 2017 Cincinnati Bengals

Date	Opp	W/L	PAT		FG			1-19		20-29		30-39		40-49		50+		LG	Pts	Kick-by-Kick	Kickoffs			
			Ma	Att	Ma	Att	Pct	Ma	Att	Ma	Att	Ma	Att	Ma	Att	Ma	Att				No	InEZ	TB	PctTB
Sept 10	Bal	L	0	0	0	0	0	0	0	0	0	0	0	0	0	0	0	0	0		1	-	1	100.0
Sept 14	Hou	L	0	0	3	3	100.0	0	0	1	1	2	2	0	0	0	0	39	9	29, 29, 30	4	-	3	75.0
Sept 24	@ GB	L	3	3	1	2	50.0	0	0	0	0	0	0	1	2	0	0	46	6	48wr, 46	5	-	4	80.0
Oct 1	@ Cle	W	4	4	1	1	100.0	0	0	0	0	0	0	1	1	0	0	41	7	41	6	-	1	16.7
Oct 8	Buf	W	2	2	2	2	100.0	0	0	1	1	1	1	0	0	0	0	30	8	30, 29	5	-	4	80.0
Oct 22	@ Pit	L	2	2	0	0	0	0	0	0	0	0	0	0	0	0	0	0	2		3	-	2	66.7
Oct 29	Ind	W	3	3	1	2	50.0	0	0	1	1	0	1	0	0	0	0	29	6	29, 34b	5	-	2	40.0
Nov. 5	@ Jax	L										Inactive												
Nov 12	@ Ten	L	2	3	0	0	0.0	0	0	0	0	0	0	0	0	0	0	0	2		4	-	1	25.0
Nov 19	@ Den	W	2	3	0	0	0.0	0	0	0	0	0	0	0	0	0	0	0	2		4	-	4	100.0
Nov 26	Cle	W	3	3	3	3	100.0	0	0	1	1	1	1	1	1	0	0	49	12	31, 49, 21	7	-	2	28.6
Dec 4	Pit	L	2	2	2	2	100.0	0	0	0	0	1	1	1	1	0	0	41	8	35, 41	5	-	3	60.0
Dec 10	Chi	L	1	1	0	0	0	0	0	0	0	0	0	0	0	0	0	0	1		2	-	0	0.0
Dec 17	@ Min	L	1	1	0	0	0	0	0	0	0	0	0	0	0	0	0	0	1		2	-	2	100.0
Dec 24	Det	W	2	2	4	4	100.0	0	0	2	2	1	1	0	0	1	1	51	14	29, 27, 35, 51	6	-	1	16.7
Dec 31	@ Bal	W	4	4	1	1	100.0	0	0	0	0	1	1	0	0	0	0	32	147	32	6	-	0	0.0
<b>Totals</b>			<b>7-8</b>	<b>31</b>	<b>18</b>	<b>20</b>	<b>90.0</b>	<b>0</b>	<b>0</b>	<b>6</b>	<b>6</b>	<b>7</b>	<b>8</b>	<b>4</b>	<b>5</b>	<b>1</b>	<b>1</b>	<b>51</b>	<b>85</b>		<b>65</b>	<b>-</b>	<b>30</b>	<b>46.2</b>

### 2018 Cincinnati Bengals

Date	Opp	W/L	PAT		FG			1-19		20-29		30-39		40-49		50+		LG	Pts	Kick-by-Kick	Kickoffs			
			Ma	Att	Ma	Att	Pct	Ma	Att	Ma	Att	Ma	Att	Ma	Att	Ma	Att				No	InEZ	TB	PctTB
Sept 9	@ Ind	W	4	4	2	2	100.0	0	0	0	0	1	1	1	1	0	0	42	10	42, 39	7	-	5	71.4
Sept 13	Bal	W	4	4	2	2	100.0	0	0	1	1	0	0	1	1	0	0	40	10	28, 40	7	-	6	85.7
Sept 23	@ Car	L	3	3	0	1	0.0	0	0	0	0	0	0	0	0	0	1	0	3		4	-	4	100.0
Sept 30	@ Atl	W	4	4	1	1	100.0	0	0	0	0	1	1	0	0	0	0	36	7	36	7	-	3	42.9
Oct 7	Mia	W	3	3	2	3	66.7	0	0	1	1	0	1	0	0	1	1	51	9	37b, 51, 20	6	-	3	50.0
Oct 14	Pit	L	3	3	0	0	0.0	0	0	0	0	0	0	0	0	0	0	0	3		4	-	2	50.0
Oct 21	@ KC	L	1	1	1	1	100.0	0	0	0	0	1	1	0	0	0	0	33	4	33	3	-	2	66.7
Oct 28	TB	W	4	5	1	1	100.0	0	0	0	0	0	0	1	1	0	0	44	7	44	6	-	5	83.3
Nov 11	NO	L	2	2	0	0	0.0	0	0	0	0	0	0	0	0	0	0	0	2		4	-	4	100.0
Nov. 18	@ Bal	L	3	3	0	1	0.0	0	0	0	0	0	0	0	0	1	0	0	3	52wr	4	-	0	0.0
Nov 25	Cle	L	2	3	0	1	0.0	0	0	0	0	0	0	0	0	0	1	0	2	54b	4	-	1	25.0
Dec 2	Den	L	1	1	1	1	100.0	0	0	0	0	1	1	0	0	0	0	35	4	35	3	-	3	100.0
Dec 9	@ LAC	L	0	0	3	3	100.0	0	0	1	1	0	0	2	2	0	0	47	9	47, 23, 46	5	-	2	40.0
Dec 16	Oak	W	3	3	3	3	100.0	0	0	1	1	2	2	0	0	0	0	38	12	34, 38, 23	7	-	4	57.1
Dec 23	@ Cle	L	1	1	1	1	100.0	0	0	0	0	0	0	0	0	1	1	51	4	51	4	-	1	25.0
Dec 30	@ Pit	L	1	1	2	2	100.0	0	0	0	0	1	1	1	1	0	0	49	7	49, 32	4	-	1	25.0
<b>Totals</b>			<b>6-10</b>	<b>39</b>	<b>19</b>	<b>23</b>	<b>82.6</b>	<b>0</b>	<b>0</b>	<b>4</b>	<b>4</b>	<b>7</b>	<b>8</b>	<b>6</b>	<b>6</b>	<b>2</b>	<b>5</b>	<b>51</b>	<b>96</b>		<b>78</b>	<b>-</b>	<b>46</b>	<b>58.9</b>



## RANDY BULLOCK'S GAME-BY-GAME CONT.

### 2019 Cincinnati Bengals

Date	Opp	W/L	PAT		FG			1-19		20-29		30-39		40-49		50+		LG	Pts	Kick-by-Kick	Kickoffs				
			Ma	Att	Ma	Att	Pct	Ma	Att	Ma	Att	Ma	Att	Ma	Att	Ma	Att				No	InEZ	TB	PctTB	
Sept 8	@ Sea	L	2	2	2	3	66.7	0	0	1	1	1	1	0	1	0	0	39	8	39, 45wl, 27	5	-	4	80.0	
Sept 15	SF	L	2	2	1	2	50.0	0	0	0	0	1	1	0	0	0	1	37	5	52wl, 37	4	-	3	75.0	
Sept 22	@ Buf	L	2	2	1	1	100.0	0	0	0	0	0	0	1	1	0	0	43	5	43	4	-	3	75.0	
Sept 30	@ Pit	L	0	0	1	1	100.0	0	0	1	1	0	0	0	0	0	0	28	3	28	2	-	2	100.0	
Oct. 6	Ari	L	2	2	3	3	100.0	0	0	2	2	0	0	1	1	0	0	48	11	23, 48, 23	6	-	4	66.7	
Oct. 13	@ Bal	L	2	2	1	1	100.0	0	0	1	1	0	0	0	0	0	0	22	5	22	3	-	2	66.7	
Oct. 20	Jax	L	2	2	1	1	100.0	0	0	0	0	1	1	0	0	0	0	38	5	38	3	-	3	100.0	
Oct. 27	@ LAR	L	1	1	1	1	100.0	0	0	1	1	0	0	0	0	0	0	28	4	28	3	-	2	66.7	
Nov. 10	Bal	L	1	1	2	2	100.0	0	0	0	0	1	1	1	1	0	0	42	7	42, 39	4	-	3	75.0	
Nov. 17	@ Oak	L	1	1	1	2	50.0	0	0	0	0	0	0	1	1	0	1	40	4	53wl, 40	3	-	3	100.0	
Nov. 24	Pit	L	1	1	1	1	100.0	0	0	1	1	0	0	0	0	0	0	27	4	27	3	-	2	66.7	
Dec. 1	NYJ	W	2	2	2	3	66.7	0	0	1	1	0	0	1	2	0	0	47	8	24, 48wr, 47	5	-	3	60.0	
Dec. 8	@ Cle	L	1	1	4	4	100.0	0	0	1	1	1	1	2	2	0	0	46	13	34, 44, 28, 46	5	-	3	60.0	
Dec. 15	NE	L	1	1	2	2	100.0	0	0	0	0	1	1	1	1	0	0	48	7	34, 48	3	-	1	33.3	
Dec. 22	@ Mia	L	1	1	2	2	100.0	0	0	1	1	0	0	0	0	1	1	57	7	20, 57	6	-	4	66.7	
Dec. 29	Cle	W	3	4	2	2	100.0	0	0	0	0	0	0	2	2	0	0	47	9	47, 46	7	-	4	57.1	
<b>Totals</b>			<b>2-14</b>	<b>24</b>	<b>25</b>	<b>27</b>	<b>31</b>	<b>87.1</b>	<b>0</b>	<b>0</b>	<b>10</b>	<b>10</b>	<b>6</b>	<b>6</b>	<b>10</b>	<b>12</b>	<b>1</b>	<b>3</b>	<b>57</b>	<b>105</b>		<b>66</b>	<b>-</b>	<b>46</b>	<b>69.6</b>

### 2020 Cincinnati Bengals

Date	Opp	W/L	PAT		FG			1-19		20-29		30-39		40-49		50+		LG	Pts	Kick-by-Kick	Kickoffs				
			Ma	Att	Ma	Att	Pct	Ma	Att	Ma	Att	Ma	Att	Ma	Att	Ma	Att				No	InEZ	TB	PctTB	
Sept 13	LAC	L	1	1	2	3	66.7	0	0	0	0	0	1	1	1	1	1	50	7	50, 43, 31wr	4	-	3	75.0	
Sept 17	@ Cle	L	3	3	3	3	100.0	0	0	1	1	1	1	1	1	0	0	43	12	38, 43, 27	6	-	6	100.0	
Sept 27	@ Phi	T	2	2	3	3	100.0	0	0	1	1	1	1	1	1	0	0	48	11	48, 31, 25	6	-	5	83.3	
Oct 4	Jax	W	3	3	4	4	100.0	0	0	0	0	2	2	2	2	0	0	46	15	35, 40, 46, 30	7	-	7	100.0	
Oct 11	@ Bal	L	0	0	1	1	100.0	0	0	0	0	1	1	0	0	0	0	38	3	38	2	-	1	50.0	
Oct 18	@ Ind	L	3	3	2	3	66.7	0	0	0	0	0	0	1	2	1	1	55	9	47, 55, 48ru	6	-	5	83.3	
Oct 25	Cle	L	4	4	2	2	100.0	0	0	1	1	1	1	0	0	0	0	37	10	37, 23	7	-	5	71.4	
Nov 1	Ten	W	4	4	1	1	100.0	0	0	0	0	1	1	0	0	0	0	33	7	33	6	-	4	66.7	
Nov 15	@ Pit	L	1	1	1	1	100.0	0	0	0	0	1	1	0	0	0	0	37	4	37	3	-	0	0.0	
Nov 22	@ Was	L	0	1	1	3	33.3	0	0	0	0	0	1	0	0	1	2	53	3	34ru, 53, 58ru	3	-	2	66.7	
Nov 29	NYG	L	2	2	1	1	100.0	0	0	0	0	0	0	1	1	0	0	44	5	44	4	-	2	50.0	
Dec 6	@ Mia	L	1	1	0	1	0.0	0	0	0	0	0	0	0	0	0	1	0	1	53wl	2	-	2	100.0	
Dec 13	Dal	L																							
Dec 21	Pit	W																							
Dec 27	@ Hou	W																							
Jan 3	Bal	L																							
<b>Totals</b>			<b>2-9-1</b>	<b>24</b>	<b>25</b>	<b>21</b>	<b>26</b>	<b>80.8</b>	<b>0</b>	<b>0</b>	<b>3</b>	<b>3</b>	<b>8</b>	<b>10</b>	<b>7</b>	<b>8</b>	<b>3</b>	<b>5</b>	<b>55</b>	<b>87</b>		<b>56</b>	<b>-</b>	<b>42</b>	

### 2021 Tennessee Titans

Date	Opp	W/L	PAT		FG			1-19		20-29		30-39		40-49		50+		LG	Pts	Kick-by-Kick	Kickoffs				
			Ma	Att	Ma	Att	Pct	Ma	Att	Ma	Att	Ma	Att	Ma	Att	Ma	Att				No	InEZ	TB	PctTB	
Sept 12	Ari	L																							
Sept 19	@ Sea	W	3	3	4	5	80.0	0	0	1	1	3	3	0	1	0	0	36	15	33, 30, 24, 44wr, 36	7	4	4	57.1	
Sept 26	Ind	W	2	2	1	1	100.0	0	0	0	0	1	1	0	0	0	0	32	5	32	5	3	3	60.0	
Oct 3	@ NYJ	L	1	1	3	4	75.0	0	0	0	0	1	1	2	3	0	0	46	10	44, 46, 36, 49wl	7	5	3	42.9	
Oct 10	@ Jax	W	4	5	1	1	100.0	0	0	0	0	1	1	0	0	0	0	34	7	34	7	5	3	42.9	
Oct 18	Buf	W	4	4	2	2	100.0	0	0	0	0	1	1	1	1	0	0	43	10	43, 38	7	7	4	57.1	
Oct 24	KC	W	3	3	2	2	100.0	0	0	0	0	1	1	0	0	1	1	51	9	34, 51	6	6	6	100.0	
Oct 31	@ Ind	W	4	4	2	2	100.0	0	0	0	0	0	0	2	2	0	0	46	10	46, 44	7	7	4	57.1	
Nov 7	@ LAR	W	4	4	0	0	-	0	0	0	0	0	0	0	0	0	0	-	4		5	3	3	60.0	
Nov 14	NO	W	2	2	3	3	100.0	0	0	1	1	2	2	0	0	0	0	36	11	28, 36, 36	6	2	0	0.0	
Nov 21	Hou	L	1	2	0	0	-	0	0	0	0	0	0	0	0	0	0	-	1		3	2	2	66.7	
Nov 28	@ NE	L	1	2	0	1	0.0	0	0	0	0	0	0	0	1	0	0	-	1	44ru	3	2	0	0.0	
Dec 12	Jax	W	2	2	2	3	66.7	0	0	1	1	0	0	1	2	0	0	44	8	47wr, 44, 29	5	5	4	80.0	
Dec 19	@ Pit	L	1	1	2	2	100.0	0	0	1	1	1	1	0	0	0	0	32	7	26, 32	4	2	2	50.0	
Dec 23	SF	W	2	2	2	2	100.0	0	0	0	0	1	1	1	1	0	0	44	8	33, 44	5	5	5	100.0	
Jan 2	Mia	W	4	4	2	2	100.0	0	0	1	1	0	0	1	1	0	0	44	10	23, 44	7	5	5	71.4	
Jan 9	@ Hou	W	4	4	0	1	0.0	0	0	0	0	0	0	0	1	0	0	-	4	42wl	5	3	2	40.0	
<b>Totals</b>			<b>12-5</b>	<b>42</b>	<b>45</b>	<b>26</b>	<b>31</b>	<b>83.9</b>	<b>0</b>	<b>0</b>	<b>5</b>	<b>5</b>	<b>12</b>	<b>12</b>	<b>8</b>	<b>13</b>	<b>1</b>	<b>1</b>	<b>51</b>	<b>120</b>		<b>89</b>	<b>66</b>	<b>50</b>	<b>56.2</b>
<b>Playoffs</b>																									
Jan 22	Cin	L	1	1	1	1	100.0	0	0	0	0	1	1	0	0	0	0	34	4	34	4	1	1	25.0	
<b>Totals</b>			<b>0-1</b>	<b>1</b>	<b>1</b>	<b>1</b>	<b>1</b>	<b>100.0</b>	<b>0</b>	<b>0</b>	<b>0</b>	<b>0</b>	<b>1</b>	<b>1</b>	<b>0</b>	<b>0</b>	<b>0</b>	<b>0</b>	<b>34</b>	<b>4</b>		<b>4</b>	<b>1</b>	<b>1</b>	<b>25.0</b>

## RANDY BULLOCK'S NFL STATISTICS

REGULAR SEASON			PAT		FG			1-19		20-29		30-39		40-49		50+		Kickoffs					
Date	Team	GP	Ma	Att	Ma	Att	Pct	Ma	Att	Ma	Att	Ma	Att	Ma	Att	Ma	Att	LG	Pts	No	InEZ	TB	PctTB
2012	Houston	0	Injured		Reserve																		
2013	Houston	16	26	26	26	35	74.3	1	1	7	7	5	5	12	17	1	5	51	104	67	55	29	43.3
2014	Houston	16	40	40	30	35	85.7	0	0	6	7	13	15	7	8	4	5	55	130	84	73	40	47.6
2015	HOU/NYJ	11	22	25	19	23	82.6	1	1	4	4	6	6	8	11	0	1	49	79	55	54	30	54.5
2016	NYG/PIT/CIN	5	9	10	8	9	88.9	0	0	4	4	2	2	2	3	0	0	44	33	23	16	14	60.9
2017	Cincinnati	15	31	33	18	20	90.0	0	0	6	6	7	8	4	5	1	1	51	85	65	39	30	46.2
2018	Cincinnati	16	39	41	19	23	82.6	0	0	4	4	7	8	6	6	2	5	51	96	78	61	45	57.7
2019	Cincinnati	16	24	25	27	31	87.1	0	0	10	10	6	6	10	12	1	3	57	105	66	55	46	69.7
2020	Cincinnati	12	24	25	21	26	80.8	0	0	3	3	8	10	7	8	3	5	55	87	56	46	42	75.0
2021	Tennessee	16	42	45	26	31	83.9	0	0	5	5	12	12	8	13	1	1	51	120	89	66	50	56.2
<b>NFL Totals</b>		<b>123</b>	<b>257</b>	<b>270</b>	<b>194</b>	<b>233</b>	<b>83.3</b>	<b>2</b>	<b>2</b>	<b>49</b>	<b>50</b>	<b>66</b>	<b>72</b>	<b>64</b>	<b>83</b>	<b>13</b>	<b>26</b>	<b>57</b>	<b>839</b>	<b>583</b>	<b>465</b>	<b>326</b>	<b>55.9</b>

PLAYOFFS			PAT		FG			1-19		20-29		30-39		40-49		50+		Kickoffs					
Date	Team	GP	Ma	Att	Ma	Att	Pct	Ma	Att	Ma	Att	Ma	Att	Ma	Att	Ma	Att	LG	Pts	No	InEZ	TB	PctTB
2021	Tennessee	1	1	1	1	1	100.0	0	0	0	0	1	1	0	0	0	0	34	4	4	1	1	25.0
<b>Playoff Totals</b>		<b>1</b>	<b>1</b>	<b>1</b>	<b>1</b>	<b>1</b>	<b>100.0</b>	<b>0</b>	<b>0</b>	<b>0</b>	<b>0</b>	<b>1</b>	<b>1</b>	<b>0</b>	<b>0</b>	<b>0</b>	<b>0</b>	<b>34</b>	<b>4</b>	<b>4</b>	<b>1</b>	<b>1</b>	<b>25.0</b>

### Single-Game Highs

Field Goals Made - 6 vs. Baltimore (12/21/14)  
 Field Goal Attempts - 6 vs. Baltimore (12/21/14)  
 Longest Field Goal - 57 at Miami (12/22/19)  
 PATs Made - 6 vs. Tennessee (11/30/14)  
 PATs Attempted - 6 vs. Tennessee (11/30/14)  
 Points - 19 vs. Baltimore (12/21/14)  
 Special Teams Tackles - 1 (2013), 1 (2014), 1 (2016)

### Playoff Single-Game Highs

Field Goals Made - 1 vs. Cincinnati (1/22/22)  
 Field Goal Attempts - 1 vs. Cincinnati (1/22/22)  
 Longest Field Goal - 34 vs. Cincinnati (1/22/22)  
 PATs Made - 1 vs. Cincinnati (1/22/22)  
 PATs Attempted - 1 vs. Cincinnati (1/22/22)  
 Points - 4 vs. Cincinnati (1/22/22)

### Game-Winning Field Goals\*

9/9/13 at San Diego (41 yards)  
 12/6/15 at N.Y. Giants (31 yards, OT)  
 12/19/15 at Dallas (40 yards)  
 10/28/18 vs. Tampa Bay (44 yards)  
 9/19/21 at Seattle (36 yards, OT)  
 10/31/21 at Indianapolis (44 yards, OT)  
 12/23/21 vs. San Francisco (44 yards)

\* A game-winning field goal is defined as one that was the final score of the game and gave the kicker's team the lead at any time in the fourth quarter or overtime.



# 16 TREYLON BURKS

**WIDE RECEIVER • 6'2" • 225 LBS • COLLEGE: ARKANSAS**

**ACQUIRED: 1ST ROUND - 2022**

**NFL EXPERIENCE (NFL/TITANS): ROOKIE • HOMETOWN: WARREN, ARK.**

**GAMES PLAYED/GAMES STARTED: 0/0 (PLAYOFFS: 0/0)**



**PRO:** The Titans selected Treylon Burks in the first round (18th overall) of the 2022 NFL Draft. The 6-foot-2-inch, 225-pounder brings a rare combination of size, speed and sure hands. The Arkansas product is a powerful runner with the ball in his hands, and he can be used all over the offensive formation as well as in the return game. In three college seasons (2019-21), he became the sixth all-time leading receiver in Razorbacks history (146 receptions for 2,399 yards) and tied for the fifth-most touchdown catches in school annals (18). He was drafted with the highest pick of any Arkansas player since Darren McFadden was taken fourth overall in 2008, and he was the first Arkansas wide receiver to be selected in the first round since Matt Jones was taken 21st overall by Jacksonville in 2006.

#### CAREER HIGHLIGHTS:

- As a junior at Arkansas in 2021, Burks was named first-team All-SEC after totaling 66 receptions (seventh in the SEC) for 1,104 yards (fourth) and 11 touchdowns (fourth). His 92.0 receiving yards per game ranked third in the SEC behind only Jameson Williams (104.8) and Wan'Dale Robinson (102.6).
- As a sophomore in 2020, he was named second-team All-SEC after contributing 51 receptions for 820 yards and seven touchdowns. His 91.1 receiving yards per game ranked third in the SEC behind only Elijah Moore (149.1) and DeVonta Smith (142.8).

#### TITANS TIDBITS:

- Burks is a hunting and fishing enthusiast. He is an experienced wild boar hunter, which involves hunting the animals with only his dogs and a knife.
- He lists "The Sandlot" and "Home Alone" among his favorite movies.
- Some of Burks' work ethic was developed on the farm of his great-grandfather, Joe Burks, as he would do everything from bailing hay to working in the chicken house.
- Burks has two dogs, a pair of American bullies named Zara and Zazu.

#### CAREER TRANSACTIONS:

- The Warren, Ark., native was selected by the Titans in the first round (18th overall) of the 2022 NFL Draft.

#### COLLEGE:

• One of the most accomplished wide receivers in Arkansas history, Burks appeared in 32 career games with 30 starts in three seasons with the Razorbacks. He totaled 146 receptions for 2,399 yards and 18 touchdowns to go along with 32 rushing attempts for 222 yards and one score. He returned 13 punts for 134 yards (10.3-yard average) and returned 11 kickoff returns for 226 yards (20.5 avg.). At the conclusion of his collegiate career, he ranked sixth in Razorbacks history in career receptions and receiving yards, and his touchdown reception total tied for fifth all-time. He set an Arkansas record with 10 career 100-yard receiving games, including a school-record six 100-yard receiving performances in his final year. He earned All-SEC honors in each of his three seasons: in 2019, second-team All-SEC as a returner and All-Freshman as a receiver; second-team All-SEC in 2020; and first-team All-SEC in 2021.

**AS A JUNIOR (2021),** started 12 games, totaling 66 catches for 1,104 yards and 11 touchdowns to earn first-team All-SEC honors. He became the fourth pass catcher in Arkansas history to post a 1,000-yard receiving season and the first since 2012.

- Against Georgia Southern (9/18), notched his first 100-yard game of the season with 127 yards on three catches, including a 91-yard touchdown.

- Against Texas A&M (9/25), posted his second straight 100-yard game in the Southwest Classic victory, catching six passes for 167 yards, including an 85-yard touchdown.

- At Ole Miss (10/9), posted seven catches for 136 yards and a score.
- Against Auburn (10/16), registered his fourth 100-yard game in a five-game span with nine receptions for 109 yards and two touchdowns.
- Against Arkansas-Pine Bluff (10/23), established career highs with 56 rushing yards and one rushing touchdown, including a career-long 49-yard rushing score. He added 89 yards on four receptions.
- At Alabama (11/20), totaled a season-best 179 yards receiving on eight catches and matched a career-best with two touchdowns.
- Against Missouri (11/26), set a school record with his sixth 100-yard game of the season with 179 yards on seven catches in the Battle Line Rivalry win.

**AS A SOPHOMORE (2020),** played and started in nine games. Earned second-team All-SEC honors and named to the 2020 Fall SEC Academic Honor Roll. Led the team with 51 catches, 820 yards (16.1 avg.) and seven touchdowns. Also returned one punt for four yards. Finished third in the SEC with an average of 91.1 receiving yards per game and ranked fifth in total receiving yards, despite missing one game. Was one of only two FBS receivers, joining Florida's Kadarius Toney, to log 800-plus receiving yards and 70-plus rushing yards. Accrued six games with at least 90 receiving yards and four games of 100-plus receiving yards. Became the first Arkansas receiver to record four 100-yard receiving games in the same season since Cobi Hamilton in 2012. Totaled four catches of 50-plus yards, which tied for sixth-most in FBS.

- Against Georgia (9/26), recorded seven receptions for 102 yards in the season opener, including a 49-yard touchdown reception that was the first scoring reception of his career.
- Against Ole Miss (10/17), returned from an injury to notch a career-high 11 catches for 137 yards with a touchdown. Also rushed for a career-high 46 yards in the win. Became the first Razorback receiver to have at least 11 catches since Cobi Hamilton in 2012 against Texas A&M.
- At Texas A&M (10/31), recorded seven catches for 117 yards and two touchdowns, notching his second consecutive 100-yard game. Recorded the first two-touchdown game of his career and became the first Razorback to log back-to-back 100-yard receiving games since Keon Hatcher in 2016.
- Against Tennessee (11/7), caught a 57-yard touchdown pass to become the first Razorback to record a receiving touchdown in three straight games since Jonathan Nance in 2017.
- Against Louisiana State (11/21), hauled in five catches for 90 yards and a 65-yard touchdown.
- At Missouri (12/5), totaled 10 catches for 206 yards with a touchdown, while also rushing three times for 14 yards. Tallied the fifth-most single-game receiving yards in program history. Scored his seventh touchdown of the year on a 68-yard reception.

**AS A FRESHMAN (2019),** played in 11 games with nine starts. Named second-team All-SEC as a returner and added SEC All-Freshman honors as a receiver. Hauled in 29 passes for a team-high 475 yards. Averaged 16.4 yards per catch and 43.2 yards per game, both ranking second among conference freshmen. As the team's main punt returner, fielded 12 punts for 130 yards, averaging 10.8 yards per return. Also returned 10 kickoffs for 226 yards. Finished second on the team in all-purpose yards with 866, averaging 78.7 per game.

- Against Portland State (8/31), began his collegiate career with three



catches for 52 yards and two punt returns for 16 yards.

- Against Colorado State (9/14), posted a season-high four catches and 92 receiving yards.
- Against Texas A&M (9/28), put up four receptions for 58 yards and a career-long 32-yard punt return.
- Against Mississippi State (11/2), posted career highs with five kickoff returns and 134 kickoff return yards, including a career-long 42-yard kickoff return.
- At Louisiana State (11/23), totaled 80 yards on three catches, including receptions of 31 and 38 yards.
- Majored in communications at Arkansas.

#### PERSONAL:

- Engaged to Shelby Pearlman.
- Attended Warren (Ark.) High School, where he closed his high school career with 151 receptions for 3,403 yards and 43 touchdowns for the Lumberjacks. Rated a four-star prospect by Rivals, 247Sports and ESPN, and billed as the top player in the state of Arkansas by 247Sports. Slotted as the No. 11 wide receiver in the nation by ESPN.

- Also lettered in basketball, baseball and track.
- As a high school senior, hauled in eight catches for 244 yards, scoring four times before a season-ending injury. Also passed for three touchdowns. Played on both sides of the ball, tallying 17 tackles with one sack, two forced fumbles and a fumble recovery.
- As a high school junior, totaled 1,090 receiving yards and 12 touchdowns on 45 catches in 2017. Also rushed for 936 yards on 114 carries, scoring 27 touchdowns and helping the team to a 13-2 mark and a berth in the Arkansas 4A state championship game.
- Son of Shafreda Strickland and has one brother and two sisters.
- Follow Burks on Twitter at @TreytonBurks.
- Follow Burks on Instagram at @treyton\_burks13.
- Born Treyton Burks on March 23, 2000 in Flint, Mich.

## TREYTON BURKS' COLLEGE STATISTICS

Year	Team	GP	GS	RECEIVING					RUSHING				
				No	Yds	Avg	Lg	TD	Att	Yds	Avg	Lg	TD
2019	Arkansas	11	9	29	475	16.4	38	0	9	35	3.9	11	0
2020	Arkansas	9	9	51	820	16.1	68t	7	15	75	5.0	18	0
2021	Arkansas	12	12	66	1,104	16.7	91t	11	14	112	8.0	49t	1
<b>College Totals</b>		<b>32</b>	<b>30</b>	<b>146</b>	<b>2,399</b>	<b>16.4</b>	<b>91t</b>	<b>18</b>	<b>32</b>	<b>222</b>	<b>5.8</b>	<b>49t</b>	<b>1</b>

Year	Team	No	Yds	PUNT RETURNS			KICKOFF RETURNS				
				Avg	Lg	TD	No	Yds	Avg	Lg	TD
2019	Arkansas	12	130	10.8	32	0	10	226	22.6	42	0
2020	Arkansas	1	4	4.0	4	0	0	0	-	-	0
2021	Arkansas	0	0	-	-	0	1	0	0.0	0	0
<b>College Totals</b>		<b>13</b>	<b>134</b>	<b>10.3</b>	<b>32</b>	<b>0</b>	<b>11</b>	<b>226</b>	<b>20.5</b>	<b>42</b>	<b>0</b>

#### Single-Game Highs

Receptions - 11 vs. Mississippi (10/17/20)  
 Receiving Yards - 206 vs. Missouri (12/5/20)  
 Long Reception - 91 vs. Georgia Southern (9/18/21)  
 Receiving Touchdowns - 2 (Four times, last at Alabama 11/20/21)  
 Rushing Attempts - 4 (Twice, last vs. Mississippi 10/17/20)  
 Rushing Yards - 56 vs. Arkansas-Pine Bluff (10/23/21)  
 Rushing Touchdowns - 1 vs. Arkansas-Pine Bluff (10/23/21)  
 Long Rush - 49 vs. Arkansas-Pine Bluff (10/23/21)

Punt Returns - 3 vs. Colorado State (9/14/19)  
 Punt Return Yards - 35 vs. Texas A&M (9/28/19)  
 Long Punt Return - 32 vs. Texas A&M (9/28/19)  
 Kickoff Returns - 5 vs. Mississippi State (11/2/19)  
 Kickoff Return Yards - 134 vs. Mississippi State (11/2/19)  
 Long Kickoff Return - 42 vs. Mississippi State (11/2/19)



# 31 KEVIN BYARD

**SAFETY • 5'11" • 212 LBS • COLLEGE: MIDDLE TENNESSEE STATE**  
**ACQUIRED: 3RD ROUND - 2016**  
**NFL EXPERIENCE (NFL/TITANS): 7/7 • HOMETOWN: LITHONIA, GA.**  
**GAMES PLAYED/GAMES STARTED: 97/88 (PLAYOFFS: 7/7)**



**Captain: 2019, 2020, 2021**



**Pro Bowl: 2017, 2021**



**Community Man of the Year: 2020**

**PRO:** Since the Titans selected Kevin Byard with the first pick of the third round in the 2016 NFL Draft, he has established himself as one of the premier safeties in the NFL and one of the best at his position in franchise history. During his first six seasons, he contributed to six consecutive winning seasons and did not miss a single game. He finished the 2021 campaign as a three-time team captain, two-time Pro Bowl selection and a two-time Associated Press first-team All-Pro. His interception total was 11th on the franchise's all-time list and sixth among all Titans/Oilers safeties. From 2017 through 2021, Byard led all NFL safeties and ranked third among all players with 23 interceptions. The 5-foot-11-inch, 212-pound defender is a product of Middle Tennessee State University, where he earned a reputation as a sideline-to-sideline, ball-hawking safety who plays with tremendous intelligence and effort.

#### CAREER HIGHLIGHTS:

- In 2021, Byard was announced as a starter to his second career Pro Bowl and earned first-team Associated Press All-Pro honors for the second time in his career. He joined Bruce Matthews (1999–2000) and Albert Haynesworth (2007–2008) as the franchise's only players in its "Titans era" (since 1999) to earn multiple first-team AP All-Pro honors.
- At the conclusion of 2021, Byard's 88 consecutive starts in the regular season was the leading current streak among all Titans players, ranked first in the NFL among defenders, and was the sixth-longest active streak among all players.
- Byard led the Titans in 2021 with five interceptions and 88 tackles, becoming the franchise's first player to lead the team in tackles and interceptions in the same season since the team began tracking individual tackle statistics in 1974. It was his second consecutive season to lead the club in tackles and the fourth time in his career he was the interceptions leader. Additionally, his 13 passes defended made up the highest total among NFL safeties.
- He scored his first two career touchdowns in 2021—one on a fumble return and one on an interception return—to become the first Titans player with two defensive touchdowns in the same season since linebacker Zach Brown in 2012.
- In 2020, Byard was named the team's Walter Payton Man of the Year for his work in the community.
- Byard led the team and set a career-high in 2020 with 111 tackles.
- From 2017 through 2019, Byard led the NFL with 17 interceptions.
- In 2019, Byard led the team in interceptions (five) for the third consecutive season, while starting every contest for the third consecutive season.
- In 2018, Byard led the team with four interceptions and ranked third on the team with 96 tackles and 10 passes defended.
- In 2017, Byard was named to the Pro Bowl and earned first-team Associated Press All-Pro honors after tying Detroit's Darius Slay for the NFL lead with eight interceptions. He added a pair of fumble recoveries to pace the league with 10 total takeaways.
- His eight interceptions in 2017 tied for seventh in franchise history and made up the highest total by any franchise player since Oilers cornerback Richard Johnson picked off eight passes in 1990.
- In 2016, Byard saw action in all 16 games with seven starts and compiled 63 tackles, a sack, five tackles for loss, three quarterback pressures, four passes defended and 10 special teams tackles. His seven starts were the most by a Titans rookie safety since Michael Griffin (10) in 2007.

#### TITANS TIDBITS:

- In May 2022, Martin Luther King Jr. High School in Lithonia, Ga., renamed its updated athletic facilities in Byard's honor. Byard graduated from the school in 2011.

- Along with his wife, Clarke, Byard has made a profound impact in the Nashville community through the Byard Family Legacy Fund. With the mission to "provide ALL families and individuals in our community with hope, making sure everyone who needs it gets a second chance," the organization annually holds a back-to-school program, Thanksgiving dinner, Christmas fundraiser and football camp. It also changes lives through the "Grace Grant," which provides funds to individuals or organizations who need a second chance.
- In 2021, the Byard Family Legacy Fund used its "Grace Grant" to renovate the Davidson County Department of Children's Services' Safe Room. The room is designed to help reduce trauma for children who come into custody for child abuse and/or child neglect.
- In April 2022, Byard served as the honorary chair for the Rally Foundation for Childhood Cancer Research's annual event called "Rally On the Runway," which helped raise more than \$556,000 to fund research and aid families with children fighting cancer.
- In July 2020, Byard was named the official spokesperson for the United Way of Greater Nashville. His first order of business was to participate in the organization's virtual Stuff the Bus school supply drive.
- In August 2020, Byard assisted his wife, Clarke, in the unintentional home birth of their son, Kevin Leon Byard IV. After realizing they were not going to be able to make it to the hospital and their doula needing 30 minutes to get to their home, Byard sprung into action with instructions from the doula. The first: "Let's try and get her in the bathtub." But by this time, his son's head was already visible. The doula told him, "Tell her to start pushing. The baby is coming." Byard recalled: "His face was pointing upward, so I could see his face was real purple. I was nervous about that, so she told me to support his head." In less than 15 minutes, he was holding Kevin IV in his arms. "Once he got his head out, his shoulders and everything just kind of slipped out, and I kind of caught him in my arms. He waited about five seconds, coughed about two or three times, and started crying."
- Byard credits his mother, the late Artina Stanley, for much of his success. Following a divorce when Byard was in ninth grade, his mother moved with the children from Philadelphia to Atlanta. Although it was a financial struggle, Stanley worked long hours to make sure her children received what they needed. Byard claims he and his older brother "had to grow up really fast" as they helped their mother with taking care of the younger kids in the family. In May 2020, Byard was able to accomplish a goal of helping to purchase his mother a new home. She passed away in June 2022.
- The Titans had an inside track in their scouting of Byard. Titans general manager Jon Robinson received glowing reports on Byard from his friend and MTSU recruiting coordinator Steve Ellis. When Robinson was a linebackers coach at Nicholls State, Ellis was one of his pupils, and the two remained close through the years. Additionally, Patrick Callaway, college scout for the Titans, was Byard's high school teammate.
- Byard says his football role models are Ed Reed, Brian Dawkins and Troy Polamalu.
- Byard has aspirations to travel the world, and his bucket list includes setting foot on every continent.

#### CAREER TRANSACTIONS:

- The Lithonia, Ga., native was selected by the Titans in the third round (64th overall) of the 2016 NFL Draft.

#### SEASON RECAPS:

**2021 (17/17, 1/1):** Named Associated Press first-team All-Pro and selected to his second career Pro Bowl. Started all 17 games at safety and tied for fourth in the NFL with a team-leading five interceptions. Led the team with 88 tackles and ranked second on the squad 13 passes defended. Notched

a sack, two quarterback pressures, two forced fumbles and a fumble returned for a touchdown. Started the postseason contest and registered three tackles. Ranks third in the NFL with 23 regular season interceptions since the beginning of the 2017 season. Named AFC Defensive Player of the Month for October after registering 27 tackles, three interceptions, including one returned for a touchdown, a fumble recovery for a touchdown, a forced fumble and seven passes defended. Led or tied for the team lead in passes defended five times (vs. IND, at NYJ, at JAX, vs. BUF, at IND). Led the team in tackles once (at NE). Led the team in sacks once (at NE). Tied for the team lead in quarterback pressures once (at NE). Recorded his first career touchdown on a fumble return at Jacksonville (10/10/21). Posted his first career pick six at L.A. Rams (11/7/21).

- Against Arizona (9/12), started at safety and collected two tackles and an interception. Intercepted a Kyler Murray pass intended for Demetrius Harris and returned it 12 yards on third-and-three early in the third quarter.
- Against Indianapolis (9/26), tallied five tackles and a team-best two passes defended. Defended a pass intended for Zach Pascal at the goalline in the third quarter. Broke up a pass intended for Pascal over the middle late in the fourth quarter.

- At Jacksonville (10/10), compiled 11 tackles, an interception, another pass defended and a fumble return for a touchdown. Became the ninth player in Titans/Oilers history with a fumble return for a touchdown and an interception in the same game. Gave the Titans an early 7-0 lead by recovering a Dan Arnold fumble that was forced by Elijah Molden and returning 30 yards for a touchdown early in the first quarter. Broke up a pass intended for Marvin Jones Jr. in the end zone in the fourth quarter. Ended the game with an interception of Trevor Lawrence in the end zone. With his 20th career interception, he moved past Keith Bulluck (19) and Miller Farr (19) for sole possession of 15th place on the franchise's career interception list.

- Against Buffalo (10/18), registered two tackles and an interception. Intercepted a Josh Allen pass that was deflected by Denico Autry and returned it to the Bills' 11-yard line in the second quarter. With an interception in back-to-back games, it marked the fourth time in his career he intercepted at least one pass in consecutive contests.
- Against Kansas City (10/24), collected four tackles with a forced fumble. Forced a Patrick Mahomes fumble that was recovered by Matthias Farley at the Titans' 48-yard line late in the second quarter.

- At Indianapolis (10/31), posted four tackles and three passes defended, including an interception. Batted down a pass intended for Michael Pittman Jr. in the end zone in the first quarter. Broke up a pass intended for Mo Alie-Cox in the third quarter. Set up the Titans' game-winning field goal in overtime by intercepting a Carson Wentz pass intended for Pittman Jr. and returning it 14 yards to the Colts' 32-yard line.
- At L.A. Rams (11/7), tallied three tackles and an interception return for a touchdown. Increased the Titans lead to 14-3 by intercepting a Matthew Stafford pass intended for Robert Woods and returning 24 yards for a touchdown for his first career pick six. Logged his fifth consecutive game with either an interception, forced fumble or fumble recovery.
- Against New Orleans (11/14), collected five tackles with a pass defended. Ended a Saints' drive by breaking up a third-and-seven pass intended for Kevin White late in the third quarter.

- Against Houston (11/21), totaled seven tackles. Registered his 500th career tackle.
- At New England (11/28), led the team with 12 tackles, including his first sack of the season. Teamed with Monty Rice to stuff Damien Harris for no gain on a rush up the middle in the first quarter. Halted a Patriots' drive by sacking Mac Jones for an 11-yard loss on third-and-eight in the third quarter.

- Against Jacksonville (12/12), posted five tackles and a pass defended in the shutout victory. Broke up a deep pass intended for James O'Shaughnessy on a trick play in the third quarter.
- Against San Francisco (12/23), tallied six tackles with a forced fumble while helping limit All-Pro tight end George Kittle to just two receptions for 21 yards. Forced a JaMychal Hasty fumble that went out of bounds in the fourth quarter.

- Against Cincinnati (1/22), started his seventh career postseason contest and posted three tackles.

- Against Jacksonville (12/12), posted five tackles and a pass defended in the shutout victory. Broke up a deep pass intended for James O'Shaughnessy on a trick play in the third quarter.
- Against San Francisco (12/23), tallied six tackles with a forced fumble while helping limit All-Pro tight end George Kittle to just two receptions for 21 yards. Forced a JaMychal Hasty fumble that went out of bounds in the fourth quarter.
- Against Cincinnati (1/22), started his seventh career postseason contest and posted three tackles.

**2020 (16/16, 1/1):** Started all 16 games at safety and led the team with a career-high 111 tackles. Posted an interception, two quarterback pressures, a stop for loss, seven passes defended and a forced fumble. Started the postseason contest and collected five tackles and a pass defended. Led or tied for the team lead in tackles four times in 2020 (at DEN, vs. IND, at JAX, at GB). Led or tied for the team lead in passes

defended three times in 2020 (at DEN, at CIN, vs. DET). Tied for the team lead in quarterback pressures once in 2020 (at CIN).

- At Denver (9/14), started at safety and led the team with nine tackles. Also posted his first career forced fumble and a pass defended. Gave the Titans offense great field position by forcing a Melvin Gordon III fumble that was recovered by Jeffery Simmons at the Broncos' 23-yard line early in the second quarter. Stuffed Gordon III for no gain on a rush off left end in the final stanza. Broke up a pass intended for Noah Fant late in the fourth quarter.

- At Minnesota (9/27), started at safety and registered four tackles and a pass defended. Sealed the victory by popping loose a deep pass intended for Adam Thielen that was then intercepted by Amani Hooker late in the fourth quarter.

- Against Houston (10/18), started at safety and produced eight tackles. Stopped Brandin Cooks for no gain on a short pass near the goalline in the third quarter. Teamed with Jayon Brown to stonewall David Johnson for a two-yard loss on a rush off right tackle in the third stanza.

- Against Indianapolis (11/12), started at safety and led the team with 10 tackles. Teamed with Kenny Vaccaro to stuff Jonathan Taylor for no gain on a rush off left guard in the third quarter.

- At Baltimore (11/22), started at safety and totaled seven tackles and a pass defended. Broke up a pass intended for Mark Andrews in the end zone in the first quarter.

- At Jacksonville (12/13), started at safety and led the team with 11 tackles.

- Against Detroit (12/20), started at safety and produced 11 tackles, including his first interception of the season, a stop for loss and another pass defended. Teamed with David Long Jr. to stuff Adrian Peterson for a one-yard loss on a rush off left guard in the first quarter. Broke up a pass intended for T.J. Hockenson late in the first quarter. Intercepted a Chase Daniel pass intended for Danny Amendola late in the fourth quarter.

- At Green Bay (12/27), started at safety and tied for the team lead with nine tackles.

- Against Baltimore (1/10) in the Wild Card game, started at safety and posted five tackles, a pass defended and a quarterback pressure. Ended a Ravens' drive by breaking up a third-and-five pass intended for Mark Andrews in the first quarter.

**2019 (16/16, 3/3):** Started all 16 games for the third consecutive season and led the team and tied for fourth in the NFL with five interceptions. Tied for second on the squad with 10 passes defended. Also posted 91 tackles, including two stops for loss, a quarterback pressure and five special teams tackles. Also caught one pass for 11 yards in 2019. Started all three postseason contests and registered 20 tackles, an interception and a special teams tackle. Led or tied for the team lead in passes defended four times (at ATL, vs. BUF, at IND, at HOU).

- At Cleveland (9/8), collected seven tackles and an interception. Intercepted a Baker Mayfield pass intended for Odell Beckham Jr. and returned it 28 yards early in the fourth quarter.

- At Atlanta (9/29), registered eight tackles and a team-best two passes defended. Broke up a pass intended for Austin Hooper late in the third quarter.

- Against Buffalo (10/6), notched seven tackles and two passes defended, including an interception. Set up the Titans' touchdown by intercepting a Josh Allen third-and-five pass in the third quarter. Halted a Bills' drive by knocking down a third-and-six pass intended for Dawson Knox late in the third quarter.

- At Denver (10/13), recorded three tackles and an interception. Notched a special teams tackle on coverage units. Halted a Broncos' drive by intercepting Joe Flacco's deep pass intended for Noah Fant and returning it 25 yards in the third quarter.

- Against L.A. Chargers (10/20), posted eight tackles and a pass defended. Posted his first career reception on a fake punt. Halted the Chargers' opening drive by breaking up a fourth-and-two pass intended for Hunter Henry. Extended the Titans' opening scoring drive with an 11-yard reception from Brett Kern on the fake punt on fourth-and-eight in the opening stanza.

- Against Jacksonville (11/24), notched a season-high 11 tackles and a special teams tackle on coverage units.

- At Indianapolis (12/1), posted four tackles, an interception and a quarterback pressure. Intercepted a Jacoby Brissett pass and returned it 21 yards to the Colts' 14-yard line setting up a Titans' field goal in the third quarter.

- At Houston (12/29), recorded six tackles and an interception. Intercepted an A.J. McCarron pass intended for Jordan Akins late in the fourth quarter.

- At New England (1/4), posted five tackles. Tied for the team lead with a special teams tackle on coverage units.



- At Baltimore (1/11), recorded 11 tackles and an interception. Intercepted a Lamar Jackson pass intended for Mark Andrews and returned it 31 yards setting up the Titans' opening touchdown in the first quarter. Stuffed Andrews for no gain on a short pass in the right flat early in the fourth quarter.
- At Kansas City (1/19), registered four tackles.

**2018 (16/16):** Started all 16 games for the second consecutive season and led the team with four interceptions. Ranked third on the team with 96 tackles and 10 passes defended. Collected two sacks, four quarterback pressures and six special teams tackles. Also posted a 66-yard touchdown pass on a fake punt. Led the team in tackles once (vs. WAS). Tied for the team lead in passes defended six times (at MIA, vs. PHI, at DAL, vs. NE, at NYG, vs. WAS). Tied for the team lead in quarterback pressures once (vs. NYJ). Tied for the team lead in sacks once (at NYG). Set a career-high with 16 tackles against Washington (12/22/18).

- Against Houston (9/16), tallied four tackles. Gave the Titans a 7-0 lead with a 66-yard touchdown pass to Dane Cruikshank on a fake punt early in the first quarter. It was the longest touchdown pass by a defensive player in the Super Bowl era. Byard became the first primarily defensive player in franchise history to record a touchdown pass. Posted a special teams stop on coverage units.
- Against Philadelphia (9/30), tied a then career-high with 10 tackles, and added a quarterback pressure and a pass defended.
- Against Baltimore (10/14), amassed five tackles, an interception and two quarterback pressures. Registered two special teams stops on coverage units. Teamed with Jayon Brown to stop Hayden Hurst for no gain on a jet sweep in the first quarter. Collected his first interception of the season on a Joe Flacco pass that was deflected by Logan Ryan late in the second quarter.
- At Dallas (11/5), posted five tackles with an interception. Stuffed Ezekiel Elliott for a one-yard loss on a rush off right end early in the first quarter. Halted a potential Cowboys' scoring drive by intercepting a pass intended for Amari Cooper in the back of the end zone in the first quarter.
- Against New England (11/11), notched five tackles and two passes defended. Halted a Patriots' drive by knocking down a third-and-four pass intended for Jacob Hollister in the third quarter.
- Against Jacksonville (12/6), amassed three tackles, including a sack and a quarterback pressure. Ended a Jaguars' drive by sacking Cody Kessler for an eight-yard loss on third-and-nine in the first quarter.
- At N.Y. Giants (12/16), posted three tackles, including a sack, an interception and another pass defended in the Titans' first shutout win since 2000. Collected a special teams tackle on coverage units. Ended the first half by sacking Eli Manning for a 10-yard loss on third-and-10. Halted a potential Giants' scoring drive by intercepting an Eli Manning pass intended for Russell Shepard on third-and-20 in the third quarter. Sealed the shutout by breaking up a fourth-and-goal pass intended for Evan Engram late in the fourth quarter.
- Against Washington (12/22), led the team with a career-best 16 tackles, an interception and another pass defended. Broke up a deep pass over the middle intended for Michael Floyd in the third quarter. Intercepted a Josh Johnson third-and-three pass intended for Josh Doctson late in the fourth quarter.

**2017 (16/16, 2/2):** Selected first-team Associated Press All-Pro at safety and named to his first career Pro Bowl. Started all 16 games and tied for the NFL lead with eight interceptions. Ranked second on the team with 18 passes defended and third on the squad with a career-high 87 tackles. Notched three quarterback pressures, four tackles for loss and two fumble recoveries. Started both postseason contests and led the team with 16 tackles. Named AFC Defensive Player of the Week after tallying eight tackles and two interceptions against Jacksonville (12/31/17). Named AFC Defensive Player of the Week after tying a single-game franchise record with three interceptions at Cleveland (10/22/17). His eight interceptions in 2017 were the most by any franchise player since Oilers cornerback Richard Johnson picked off eight passes in 1990. Collected his first career NFL interception at Houston (10/1/17). Tied a career-high with 10 tackles at Houston (10/1/17). Led or tied for the team lead in passes defended six times (at JAX, at HOU, at CLE, vs. CIN, at PIT, vs. JAX).

- At Jacksonville (9/17), collected nine tackles and a pass defended. Combined with Derrick Morgan to stonewall Leonard Fournette for no gain on a rush off left end in the second quarter. Halted a Jaguars' drive by batting down a pass intended for Mercedes Lewis on third-and-14 in the third quarter.
- At Houston (10/1), tied a career-high with 10 tackles while posting a team-

best two passes defended, including his first career interception. Broke up a pass intended for DeAndre Hopkins in the second quarter. Halted a potential Texans' scoring drive by intercepting a Deshaun Watson pass intended for DeAndre Hopkins just before halftime.

- At Miami (10/8), totaled four tackles, including two stops for loss and a fumble recovery. Stuffed Jarvis Landry for no gain on a short pass in the first quarter. Recovered a Jay Ajayi fumble that was forced by Adoree' Jackson and returned it six yards in the second quarter. Stuffed Ajayi for a one-yard loss on a rush off right guard in the final stanza.
- At Cleveland (10/22), named AFC Defensive Player of the Week after posting two tackles, including a stop for loss and a career-high three interceptions. Tied a single-game franchise record with three interceptions and the feat had only happened nine previous times in team annals. Stonewalled Duke Johnson for a three-yard loss on a short pass in the second quarter. Halted a potential Browns' scoring drive by intercepting a DeShone Kizer pass intended for Rashard Higgins late in the second quarter. Intercepted Kizer for a second time by jumping in front of a pass intended for Bryce Treggs early in the third quarter. Collected his third interception of the afternoon by picking off a Cody Kessler pass intended for David Njoku on third-and-13 in the fourth quarter.
- Against Baltimore (11/5), collected six tackles, two interceptions and another pass defended. With three interceptions at Cleveland and two interceptions against the Ravens, became the first player in franchise history to record five interceptions in a two-game span. Intercepted a Joe Flacco pass intended for Breshad Perriman after Logan Ryan deflected the ball in the first quarter. Hauled in his second interception of the afternoon by picking off a deep pass intended for Benjamin Watson early in the third quarter. Batted down a deep pass intended for Mike Wallace in the end zone late in the fourth quarter.
- At Indianapolis (11/26), registered four tackles and a fumble recovery. Set up the Titans' first touchdown by pouncing on a Marlon Mack fumble on the Colts' four-yard line in the third quarter.
- Against Jacksonville (12/31), named AFC Defensive Player of the Week after tallying eight tackles and two interceptions. Picked off a Blake Bortles pass intended for Allen Hurns on third-and-nine early in the fourth quarter. Sealed the victory by intercepting a Bortles pass intended for James O'Shaughnessy with 10 seconds left in the game.
- At Kansas City (1/6), started at safety and recorded six tackles in his first career postseason game. Stuffed Kareem Hunt for no gain on a short pass in the left flat in the second quarter.
- At New England (1/13), started at safety and finished second on the team with 10 tackles. Teamed with Avery Williamson to stop James White for no gain on a rush up the middle early in the second quarter.

**2016 (16/7):** Played in all 16 games with seven starts as a rookie and finished fifth on the team with 63 tackles. Ranked second on the squad with 10 special teams tackles. Collected a sack, five tackles for loss, three quarterback pressures and four passes defended. Led or tied for the team lead in tackles twice in 2016 (at SD, vs. GB). Tied for the team lead in passes defended twice in 2016 (vs. IND, at SD). Led or tied for the team lead in special teams tackles seven times in 2016 (vs. MIN, at DET, at MIA, vs. JAX, at SD, at CHI, vs. DEN). Appeared in his first career NFL game against Minnesota (9/11/16). Made his first NFL start at safety against Green Bay (11/13/16).

- Against Minnesota (9/11), made his NFL debut as a reserve safety and collected four tackles, including a stop for loss. Notched a special teams tackle on coverage units. Burst through the line and stuffed Adrian Peterson for a five-yard loss on a rush off right tackle at the end of the third quarter.
- Against Jacksonville (10/27), played significant snaps as a reserve at safety and posted five tackles, including two stops for loss. Tied for the team lead with a special teams tackle. Pounced on Chris Ivory for no gain after the running back recovered his own fumble late in the first quarter. Stuffed Blake Bortles for a one-yard loss on a rush off left end in the final quarter.
- At San Diego (11/6), saw significant action as a reserve at safety and tied for the team lead with a career-best 10 tackles, including a stop for loss and a pass defended. Tied for the team lead with a special teams tackle on coverage units. Ended a Chargers' drive by breaking up a third-and-two pass intended for Antonio Gates late in the second quarter. Stuffed Melvin Gordon for a two-yard loss on a rush off left guard late in the second quarter.
- Against Green Bay (11/13), made his first career NFL start at safety and notched a team-leading nine tackles, including a sack. Ended a Packers' drive by registering his first career sack when he dropped Aaron Rodgers for an eight-yard loss on third-and-eight in the opening stanza.

- At Chicago (11/27), started at safety and registered seven tackles. Led the team with two special teams tackles on coverage units. Defended a deep pass intended for Cameron Meredith in the fourth quarter.
- Against Denver (12/11), started at safety and collected five tackles, two quarterback pressures and a pass defended. Tied for the team lead with a special teams stop.
- Against Houston (1/1), started at safety and registered five tackles, including a stop for loss and a pass defended. Broke up a pass intended for Alfred Blue in the first quarter. Stuffed Jonathan Grimes for no gain on a rush off left tackle on the final play of the first quarter. Stuffed Alfred Blue for no gain on a third-and-goal rush off right tackle in the fourth quarter.

#### COLLEGE:

- During a four-year career at Middle Tennessee State, he appeared in 49 games and notched 46 starts at safety. He set school records with 19 career interceptions, 377 interception return yards and four interception returns for touchdowns. He finished sixth in MTSU history with 312 career tackles. In 49 career games, he had a hand in 25 turnovers (19 interceptions, five forced fumbles and one fumble recovery). Had 17 additional career passes defended and five tackles for loss. He was twice named first-team All-Conference USA.
- As a senior (2015), appeared in 12 games with nine starts as a permanent team captain. Ranked fourth on the team with 66 tackles and led the squad with four interceptions and six additional pass breakups. Ranked second among safeties with 718 snaps played. Named first-team All-Conference USA for the second consecutive season. Against North Texas on Nov. 21, 2015, he set the Middle Tennessee State record with his 18th career interception. He picked off another pass the following week to finish his career with 19 interceptions.
- As a junior (2014), played and started all 12 games and led the team with six interceptions. Ranked fourth on the team with 66 tackles, including three tackles for loss, and added four pass breakups, two forced fumbles and a blocked kick. Ranked seventh nationally and first in Conference USA in interceptions. Played a team-high 980 snaps. Named first-team All-Conference USA.
- As a sophomore (2013), played and started all 13 games. Registered a career-best 106 tackles to finish second on the team. Led the team with five interceptions. Also finished with an additional five pass breakups, a forced fumble and a fumble recovery. Equaled his own school mark with two interceptions returned for touchdowns. Led the team with 996 snaps played. Voted honorable mention All-Conference USA.
- As a redshirt freshman (2012), started all 12 games and led the team with four interceptions. Tied for third on the team with 74 tackles and added two pass breakups, two forced fumbles and a hurry. Equaled the school record with two interception returns for touchdowns and set the single-season record for interception return yards with 167. Led the entire team with 925 total snaps played and had 80 or more snaps four times. Named FWAA Freshman All-American, second-team All-SBC. Against Troy (11/24), forced three turnovers in win with two interceptions and a forced fumble to go with a pass breakup and six tackles. Second pick went for 77 yards and game-winning score late in fourth quarter. Named the SBC Defensive Player of the Week and the College Performance Awards National Defensive Back of the Week.
- As a freshman (2011), redshirted.
- Graduated in May 2015 with a degree in liberal studies.

#### PERSONAL:

- He splits time between Nashville and Lithonia, Ga., with his wife, Clarke, their daughter, Eliana, and their son, Kevin Leon Byard IV.
- Attended M.L. King (Lithonia, Ga.), where as a senior he totaled 94 tackles, two interceptions, two blocked punts, and two fumble recoveries on defense. On offense, he recorded 35 receptions for 723 yards and six touchdowns, as well as 245 rushing yards and two rushing touchdowns. Also returned 12 kickoffs for 350 yards and a touchdown.
- Voted Class AAAAA first-team all-state by the Atlanta Journal Constitution and the Associated Press. Earned all-region honors on offense and defense, while also garnering all-area and all-county accolades.
- Also lettered in track as a high school athlete.
- Byard has three brothers and three sisters and is the second oldest of the group.
- List of favorites: (TV show) "Martin"; (movie) "Wolf of Wall Street" and "Paid in Full"; (musician or band) Future; (food) Philadelphia cheesesteaks and hot wings; (childhood sports teams) Philadelphia 76ers; (athlete as a child) Allen Iverson; and (guilty pleasure) late-night snacks.
- Follow Byard on Twitter at @KevinByard.
- Follow Byard on Instagram at @kb31\_savage.
- Born Kevin Leon Byard Jr. on Aug. 17, 1993 in Philadelphia, Pa.

## KEVIN BYARD'S GAME-BY-GAME

**2016 Tennessee Titans**

Date	Opp	W/L	P/S	Tot Solo	Asst	Sk	- Yds	QBP	TFL	Int - Yds	-TD	PD	FF	FR - Yds	SpT		
Sept 11	Min	L	p	4	3	1	0.0	0.0	0	1	0	0	0	0	0	1	
Sept 18	@ Det	W	p	2	2	0	0.0	0.0	0	0	0	0	0	0	0	2	
Sept 25	Oak	L	p	3	3	0	0.0	0.0	0	0	0	0	0	0	0	1	
Oct 2	@ Hou	L	p	1	1	0	0.0	0.0	0	0	0	0	0	0	0	0	
Oct 9	@ Mia	W	p	2	2	0	0.0	0.0	0	0	0	0	0	0	0	1	
Oct 16	Cle	W	p	2	2	0	0.0	0.0	0	0	0	0	0	0	0	0	
Oct 23	Ind	L	p	0	0	0	0.0	0.0	0	0	0	0	1	0	0	0	
Oct 27	Jax	W	p	5	3	2	0.0	0.0	0	2	0	0	0	0	0	1	
Nov 6	@ SD	L	p	10	5	5	0.0	0.0	0	1	0	0	1	0	0	1	
Nov 13	GB	W	S	9	7	2	1.0	8.0	0	0	0	0	0	0	0	0	
Nov 20	@ Ind	L	S	2	1	1	0.0	0.0	0	0	0	0	0	0	0	0	
Nov 27	@ Chi	W	S	7	4	3	0.0	0.0	0	0	0	0	0	0	0	2	
Dec 11	Den	W	S	5	3	2	0.0	0.0	2	0	0	0	1	0	0	1	
Dec 18	@ KC	W	S	4	2	2	0.0	0.0	1	0	0	0	0	0	0	0	
Dec 24	@ Jax	L	S	2	2	0	0.0	0.0	0	0	0	0	0	0	0	0	
Jan 1	Hou	W	S	5	2	3	0.0	0.0	0	1	0	0	1	0	0	0	
<b>Totals</b>				<b>9-7</b>	<b>16/7</b>	<b>63</b>	<b>42</b>	<b>21</b>	<b>1.0</b>	<b>8.0</b>	<b>3</b>	<b>5</b>	<b>0</b>	<b>0</b>	<b>4</b>	<b>0</b>	<b>10</b>

**2017 Tennessee Titans**

Date	Opp	W/L	P/S	Tot Solo	Asst	Sk	- Yds	QBP	TFL	Int - Yds	-TD	PD	FF	FR - Yds	SpT					
Sept 10	Oak	L	S	9	7	2	0.0	0.0	1	0	0	0	0	0	0	0				
Sept 17	@ Jax	W	S	9	8	1	0.0	0.0	0	0	0	0	1	0	0	0				
Sept 24	Sea	W	S	1	0	1	0.0	0.0	1	0	0	0	1	0	0	0				
Oct 1	@ Hou	L	S	10	5	5	0.0	0.0	0	0	1	7	2	0	0	0				
Oct 8	@ Mia	L	S	4	3	1	0.0	0.0	0	2	0	0	0	0	1	6	0			
Oct 16	Ind	W	S	3	3	0	0.0	0.0	0	0	0	0	0	0	0	0	0			
Oct 22	@ Cle	W	S	2	2	0	0.0	0.0	0	1	3	60	3	0	0	0	0			
Nov 5	Bal	W	S	6	4	2	0.0	0.0	0	0	2	33	0	3	0	0	0			
Nov 12	Cin	W	S	5	3	2	0.0	0.0	0	1	0	0	0	2	0	0	0			
Nov 16	@ Pit	L	S	1	1	0	0.0	0.0	0	0	0	0	0	3	0	0	0			
Nov 26	@ Ind	W	S	4	3	1	0.0	0.0	0	0	0	0	0	0	0	1	0	0		
Dec 3	Hou	W	S	8	6	2	0.0	0.0	0	0	0	0	0	1	0	0	0	0		
Dec 10	@ Ari	L	S	6	4	2	0.0	0.0	0	0	0	0	0	0	0	0	0	0		
Dec 17	@ SF	L	S	5	4	1	0.0	0.0	0	0	0	0	0	0	0	0	0	0		
Dec 24	LAR	L	S	6	4	2	0.0	0.0	1	0	0	0	0	0	0	0	0	0		
Dec 31	Jax	W	S	8	7	1	0.0	0.0	0	0	2	30	0	2	0	0	0	0		
<b>Totals</b>				<b>9-7</b>	<b>16/16</b>	<b>87</b>	<b>64</b>	<b>23</b>	<b>0.0</b>	<b>0.0</b>	<b>3</b>	<b>4</b>	<b>8</b>	<b>130</b>	<b>0</b>	<b>18</b>	<b>0</b>	<b>2</b>	<b>6</b>	<b>0</b>
<b>Playoffs</b>																				
Jan 6	@ KC	W	S	6	5	1	0.0	0.0	0	0	0	0	0	0	0	0	0	0	0	0
Jan 13	@ NE	L	S	10	9	1	0.0	0.0	0	0	0	0	0	0	0	0	0	0	0	0
<b>Totals</b>				<b>1-1</b>	<b>2/2</b>	<b>16</b>	<b>14</b>	<b>2</b>	<b>0.0</b>	<b>0.0</b>	<b>0</b>	<b>0</b>	<b>0</b>	<b>0</b>	<b>0</b>	<b>0</b>	<b>0</b>	<b>0</b>	<b>0</b>	<b>0</b>

**2018 Tennessee Titans**

Date	Opp	W/L	P/S	Tot Solo	Asst	Sk	- Yds	QBP	TFL	Int - Yds	-TD	PD	FF	FR - Yds	SpT					
Sept 9	@ Mia	L	S	5	4	1	0.0	0.0	0	0	0	0	1	0	0	0	0	0	0	0
Sept 16	Hou	W	S	4	3	1	0.0	0.0	0	0	0	0	0	0	0	0	0	0	0	1
Sept 23	@ Jax	W	S	2	1	1	0.0	0.0	0	0	0	0	0	0	0	0	0	0	0	0
Sept 30	Phi	W	S	10	7	3	0.0	0.0	1	0	0	0	0	1	0	0	0	0	0	0
Oct 7	@ Buf	L	S	7	6	1	0.0	0.0	0	0	0	0	0	0	0	0	0	0	0	0
Oct 14	Bal	L	S	5	2	3	0.0	0.0	1	0	1	0	0	0	1	0	0	0	2	0
Oct 21	@ LAC	L	S	4	2	2	0.0	0.0	0	0	0	0	0	0	0	0	0	0	0	0
Nov 5	@ Dal	W	S	5	4	1	0.0	0.0	0	0	1	0	0	1	0	0	0	0	0	0
Nov 11	NE	W	S	5	4	1	0.0	0.0	0	0	0	0	0	2	0	0	0	0	0	0
Nov 18	@ Ind	L	S	8	7	1	0.0	0.0	0	0	0	0	0	0	0	0	0	0	0	0
Nov 26	@ Hou	L	S	4	2	2	0.0	0.0	0	0	0	0	0	0	0	0	0	0	0	1
Dec 2	NYJ	W	S	5	2	3	0.0	0.0	1	0	0	0	0	0	0	0	0	0	0	0
Dec 6	Jax	W	S	3	2	1	1.0	8.0	1	0	0	0	0	0	0	0	0	0	0	0
Dec 16	@ NYG	W	S	3	2	1	1.0	10.0	0	0	1	0	0	2	0	0	0	0	1	0
Dec 22	Was	W	S	16	10	6	0.0	0.0	0	0	1	1	0	2	0	0	0	0	0	0
Dec 30	Ind	L	S	10	6	4	0.0	0.0	0	0	0	0	0	0	0	0	0	0	0	0
<b>Totals</b>				<b>9-7</b>	<b>16/16</b>	<b>96</b>	<b>64</b>	<b>32</b>	<b>2.0</b>	<b>18.0</b>	<b>4</b>	<b>0</b>	<b>4</b>	<b>1</b>	<b>0</b>	<b>10</b>	<b>0</b>	<b>0</b>	<b>0</b>	<b>6</b>

**2019 Tennessee Titans**

Date	Opp	W/L	P/S	Tot Solo	Asst	Sk	- Yds	QBP	TFL	Int - Yds	-TD	PD	FF	FR - Yds	SpT					
Sept 8	@ Cle	W	S	7	3	4	0.0	0.0	0	0	1	28	0	1	0	0	0	0	0	0
Sept 15	Ind	L	S	4	4	0	0.0	0.0	0	0	0	0	0	0	0	0	0	0	0	1
Sept 19	@ Jax	L	S	5	4	1	0.0	0.0	0	1	0	0	0	0	0	0	0	0	0	0
Sept 29	@ Atl	W	S	8	5	3	0.0	0.0	0	0	0	0	0	2	0	0	0	0	0	0
Oct 6	Buf	L	S	7	5	2	0.0	0.0	0	0	1	5	0	2	0	0	0	0	0	0
Oct 13	@ Den	L	S	3	3	0	0.0	0.0	0	0	1	25	0	1	0	0	0	0	1	0
Oct 20	LAC	W	S	8	4	4	0.0	0.0	0	0	0	0	0	1	0	0	0	0	0	0
Oct 27	TB	W	S	3	3	0	0.0	0.0	0	1	0	0	0	0	0	0	0	0	0	0
Nov 3	@ Car	L	S	6	3	3	0.0	0.0	0	0	0	0	0	1	0	0	0	0	1	0
Nov 10	KC	W	S	6	5	1	0.0	0.0	0	0	0	0	0	0	0	0	0	0	0	0
Nov 24	Jax	W	S	11	4	7	0.0	0.0	0	0	0	0	0	0	0	0	0	0	0	1
Dec 1	@ Ind	W	S	4	1	3	0.0	0.0	1	0	1	21	0	1	0	0	0	0	0	0
Dec 8	@ Oak	W	S	8	5	3	0.0	0.0	0	0	0	0	0	0	0	0	0	0	0	0
Dec 15	Hou	L	S	2	1	1	0.0	0.0	0	0	0	0	0	0	0	0	0	0	0	0
Dec 22	NO	L	S	3	3	0	0.0	0.0	0	0	0	0	0	0	0	0	0	0	0	1
Dec 29	@ Hou	W	S	6	4	2	0.0	0.0	0	0	1	0	0	1	0	0	0	0	0	0
<b>Totals</b>				<b>9-7</b>	<b>16/16</b>	<b>91</b>	<b>57</b>	<b>34</b>	<b>0.0</b>	<b>0.0</b>	<b>1</b>	<b>2</b>	<b>5</b>	<b>79</b>	<b>0</b>	<b>10</b>	<b>0</b>	<b>0</b>	<b>0</b>	<b>5</b>

**Playoffs**

Jan 4	@ NE	W	S	5	4	1	0.0	0.0	0	0	0	0	0	0	0	0	0	0	0	1	
Jan 11	@ Bal	W	S	11	8	3	0.0	0.0	0	0	1	31	0	1	0	0	0	0	0	0	0
Jan 19	@ KC	L	S	4	3	1	0.0	0.0	0	0	0	0	0	0	0	0	0	0	0	0	0
<b>Totals</b>				<b>2-1</b>	<b>3/3</b>	<b>20</b>	<b>15</b>	<b>5</b>	<b>0.0</b>	<b>0.0</b>	<b>0</b>	<b>0</b>	<b>1</b>	<b>31</b>	<b>0</b>	<b>1</b>	<b>0</b>	<b>0</b>	<b>0</b>	<b>1</b>	

**2020 Tennessee Titans**

Date	Opp	W/L	P/S	Tot Solo	Asst	Sk	- Yds	QBP	TFL	Int - Yds	-TD	PD	FF	FR - Yds	SpT						
Sept 14	@ Den	W	S	9	8	1	0.0	0.0	0	0	0	0	0	1	1	0	0	0	0	0	
Sept 20	Jax	W	S	3	2	1	0.0	0.0	0	0	0	0	0	0	0	0	0	0	0	0	0
Sept 27	@ Min	W	S	4	1	3	0.0	0.0	0	0	0	0	0	0	1	0	0	0	0	0	
Oct 13	Buf	W	S	2	2	0	0.0	0.0	0	0	0	0	0	1	0	0	0	0	0	0	
Oct 18	Hou	W	S	8	6	2	0.0	0.0	0	0	0	0	0	0	0	0	0	0	0	0	
Oct 25	Pit	L	S	6	6	0	0.0	0.0	0	0	0	0	0	0	0	0	0	0	0	0	
Nov 1	@ Cin	L	S	7	4	3	0.0	0.0	1	0	0	0	0	1	0	0	0	0	0	0	



## KEVIN BYARD'S NFL STATISTICS

REGULAR SEASON				TACKLES							INTERCEPTIONS					FUMBLES			
Year	Team	GP	GS	Tot	Solo	Asst	Sk	Yds	QBP	TFL	No	Yds	Lg	TD	PD	FF	FR	Yds	SpT
2016	Tennessee	16	7	63	42	21	1.0	8.0	3	5	0	0	0	0	4	0	0	0	10
2017	Tennessee	16	16	87	64	23	0.0	0.0	3	4	8	130	33	0	18	0	2	6	0
2018	Tennessee	16	16	96	64	32	2.0	18.0	4	0	4	1	1	0	10	0	0	0	6
2019	Tennessee	16	16	91	57	34	0.0	0.0	1	2	5	79	28	0	10	0	0	0	5
2020	Tennessee	16	16	111	79	32	0.0	0.0	2	1	1	0	0	0	7	1	0	0	0
2021	Tennessee	17	17	88	57	31	1.0	11.0	2	1	5	66	24t	1	13	2	1	30t	0
<b>NFL Totals</b>		<b>97</b>	<b>88</b>	<b>536</b>	<b>363</b>	<b>173</b>	<b>4.0</b>	<b>37.0</b>	<b>15</b>	<b>13</b>	<b>23</b>	<b>276</b>	<b>33</b>	<b>1</b>	<b>62</b>	<b>3</b>	<b>3</b>	<b>36</b>	<b>21</b>

PLAYOFFS				TACKLES							INTERCEPTIONS					FUMBLES			
Year	Team	GP	GS	Tot	Solo	Asst	Sk	Yds	QBP	TFL	No	Yds	Lg	TD	PD	FF	FR	Yds	SpT
2017	Tennessee	2	2	16	14	2	0.0	0.0	0	0	0	0	0	0	0	0	0	0	0
2019	Tennessee	3	3	20	15	5	0.0	0.0	0	0	1	31	31	0	1	0	0	0	1
2020	Tennessee	1	1	5	2	3	0.0	0.0	1	0	0	0	0	0	1	0	0	0	0
2021	Tennessee	1	1	3	3	0	0.0	0.0	0	0	0	0	0	0	0	0	0	0	0
<b>NFL Totals</b>		<b>7</b>	<b>7</b>	<b>44</b>	<b>34</b>	<b>10</b>	<b>0.0</b>	<b>0.0</b>	<b>1</b>	<b>0</b>	<b>1</b>	<b>31</b>	<b>31</b>	<b>0</b>	<b>2</b>	<b>0</b>	<b>0</b>	<b>0</b>	<b>1</b>

### Single-Game Highs

Tackles - 16 vs. Washington (12/22/18)  
 Interceptions - 3 at Cleveland (10/22/17)  
 Sacks - 1 (Four times, last at New England 11/28/21)  
 Tackles for Loss - 2 (Twice, last at Miami 10/8/17)  
 Quarterback Pressures - 2 (Twice, last at New England 12/11/16)  
 Forced Fumble - 1 (Three times, last vs. San Francisco 12/23/21)  
 Fumble Recovery - 1 (Three times, last at Jacksonville 10/10/21)  
 Passes Defensed - 3 (Four times, last at Indianapolis 10/31/21)  
 Special Teams Tackles - 2 (Three times, last vs. Baltimore 10/14/18)

### Playoff Single-Game Highs

Tackles - 11 at Baltimore (1/11/20)  
 Interceptions - 1 at Baltimore (1/11/20)  
 Passes Defensed - 1 (Twice, last vs. Baltimore 1/10/21)  
 Special Teams Tackles - 1 at New England (1/4/20)

### Additional Statistics

Pass Attempts - 1 for 66 yards and a touchdown vs. Houston (9/16/18)  
 Receptions - 1 for 11 yards vs. L.A. Chargers (10/20/19)  
 Touchdowns - 2 (30-yard fumble return at Jacksonville, 10/10/21; 24-yard interception return at L.A. Rams, 11/7/21)



# 45 CHANCE CAMPBELL

**LINEBACKER • 6'2" • 232 LBS • COLLEGE: MISSISSIPPI**  
**ACQUIRED: 6TH ROUND - 2022 • NFL EXPERIENCE (NFL/TITANS): ROOKIE**  
**HOMETOWN: ELLICOTT CITY, MD.**  
**GAMES PLAYED/GAMES STARTED: 0/0 (PLAYOFFS: 0/0)**



**PRO:** The Titans selected Chance Campbell in the sixth round (219th overall) of the 2022 NFL Draft. The 6-foot-2-inch, 232-pound defender possesses the aggressive instincts required to compete at the NFL level. The Ellicott City, Md., native played one season at Ole Miss (2021) where he started all 13 games and led the team with 109 tackles. He added six sacks, 11 quarterback pressures, 12.5 tackles for loss, two passes defended, three forced fumbles and led the SEC with three fumble recoveries while with the Rebels. Campbell transferred to Ole Miss from Maryland where he played three seasons (2018-20) and amassed 107 tackles, 1.5 sacks, 10 tackles for loss, one interception, four passes defended, one forced fumble and one fumble recovery in 25 games.

#### CAREER HIGHLIGHTS:

- In 2021, Campbell led Mississippi with 109 tackles on the season, led the SEC and ranked third nationally with three fumble recoveries, and ranked second in the SEC with three forced fumbles.

#### TITANS TIDBITS:

- Prior to transferring to Mississippi, Campbell played three seasons at Maryland and was teammates with fellow 2022 draft pick Chig Okonkwo.
- Participated in Uplifting Athletes and Reps for Rare Diseases at the Combine, raising over \$9,000 on the broad jump (10 feet, 7 inches). It was the most money raised of any participating player.
- During COVID, Campbell tried to learn how to play the guitar, but is "awful at it."
- Despite only being in Mississippi for six months, Campbell said the transfer was "fantastic" for him to get familiarized with uprooting and moving somewhere new. "I lived in Maryland my entire life, so going away to a new town and living off by yourself and being around new people and having to kind of re-establish yourself, those are all things that I'm going to have to do at the next level. I got a pretty good test run at it and I think that set me up pretty well."
- Campbell excelled at lacrosse in high school and initially visited Maryland for lacrosse prior to committing to football. He even entertained being a dual-sport athlete at Maryland.
- His younger brother, Trace, joined Mississippi as a preferred walk-on in 2021.
- He is close friends with former Maryland teammate and current Los Angeles Rams running back Jake Funk.

#### CAREER TRANSACTIONS:

- The Ellicott City, Md., native was selected by the Titans in the sixth round (219th overall) of the 2022 NFL Draft.

#### COLLEGE:

- In one season at Mississippi (2021), Campbell started all 13 games and led the team with 109 tackles. He added six sacks, 11 quarterback pressures, 12.5 tackles for loss, two passes defended, three forced fumbles and led the SEC with three fumble recoveries while with the Rebels. Transferred to Mississippi from Maryland where he played three seasons (2018-20) and amassed 107 tackles, 1.5 sacks, 10 tackles for loss, one interception, four passes defended, one forced fumble and one fumble recovery in 25 games.

**AS A SENIOR (2021),** started all 13 games in his first season with the Rebels. Led the team with 109 tackles, and also posted six sacks, 11 quarterback pressures, 12.5 tackles for loss, two passes defended, led the

SEC and ranked third nationally with three fumble recoveries, and ranked second in the SEC with three forced fumbles. Transferred to Mississippi from Maryland.

- At Alabama (10/2), notched 10 tackles, one sack and 1.5 tackles for loss.
- At Mississippi State (11/25), tallied a season-high 12 tackles.

**AS A JUNIOR (2020),** saw action in five games and made four starts. Led the squad with 43 tackles and added 1.5 sacks, 5.5 tackles for loss and one fumble recovery returned for a touchdown. Earned All-Big Ten honorable mention recognition.

- At Northwestern (10/24), led the team with a career-best 15 tackles and 1.5 tackles for loss.

**AS A SOPHOMORE (2019),** played in 10 games and made two starts. Amassed 54 tackles, 4.5 tackles for loss, one interception, four passes defended and one forced fumble.

**AS A FRESHMAN (2018),** saw action in 11 games and registered 10 tackles.

- Graduated from Maryland in 2021 with a degree in finance and pursued a master's degree in higher education at Mississippi.

#### PERSONAL:

- Attended Calvery Hall (Md.) High School where he was a consensus three-star recruit.
- Was a first-team All-MIAA A conference selection as a junior.
- Rated the 20th overall player in the state of Maryland by Rivals.
- Also played lacrosse and helped lead his team to a MIAA conference title as a junior.
- Son of Rick and Kati Campbell.
- Has two brothers and one sister.
- Follow Campbell on Twitter and Instagram @ccam42.
- Born Chance Dixon Campbell on Oct. 8, 1999 in Ellicott City, Md.

## CHANCE CAMPBELL'S COLLEGE STATISTICS

SEASON		TACKLES									INTERCEPTIONS					FUMBLES		
Year	Team	GP	GS	Tot	Solo	Asst	Sk	Yds	QBP	TFL	No	Yds	Lg	TD	PD	FF	FR	Yds
2018	Maryland	11	0	10	5	5	0.0	0.0	0	0	0	0	-	0	0	0	0	0
2019	Maryland	10	2	54	37	17	0.0	0.0	0	4.5	1	0	0	0	4	1	0	0
2020	Maryland	5	4	43	22	21	1.5	16	0	5.5	0	0	0	0	0	0	1	34t
2021	Mississippi	13	13	109	48	61	6.0	36	11	12.5	0	0	-	0	2	3	3	0
<b>Totals</b>		<b>39</b>	<b>19</b>	<b>216</b>	<b>112</b>	<b>104</b>	<b>7.5</b>	<b>52</b>	<b>11</b>	<b>22.5</b>	<b>1</b>	<b>0</b>	<b>0</b>	<b>0</b>	<b>6</b>	<b>4</b>	<b>4</b>	<b>34t</b>

### Single-Game Highs

Tackles - 12 at Mississippi State (11/25/21)

Sacks - 2 vs. Liberty (11/6/21)

Tackle For Loss - 2.5 vs. Liberty (11/6/21)

Passes Defensed - 1 (Twice, last at Mississippi State 11/25/21)

Forced Fumbles - 1 (Three times, last at Auburn 10/30/21)

Fumble Recoveries - 1 (Three times, last at Auburn 10/30/21)





# 23 TRENTON CANNON

**RUNNING BACK • 5'11" • 185 LBS • COLLEGE: VIRGINIA STATE**  
**ACQUIRED: UNRESTRICTED FREE AGENT (SF) - 2022**  
**NFL EXPERIENCE (NFL/TITANS): 5/1 • HOMETOWN: HAMPTON, VA.**  
**GAMES PLAYED/GAMES STARTED: 46/0 (PLAYOFFS: 1/0)**



**PRO:** The Titans signed Trenton Cannon during the 2022 offseason to add depth and special teams experience to the running back corps. The Virginia State product was originally a 2018 sixth-round selection of the N.Y. Jets. The 5-foot-11-inch, 185-pounder is a versatile back that also excels on special teams units. Cannon led the Jets with 16 special teams tackles as a rookie and ranked second on the San Francisco 49ers with 10 special teams stops in 2021. He has also spent time with the Carolina Panthers and Baltimore Ravens during his NFL career.

#### CAREER HIGHLIGHTS:

- In 2021, Cannon saw action in just 11 games with the 49ers, but finished second on the squad with 10 special teams tackles.
- In 2018, Cannon led the Jets with 16 special teams tackles, becoming the first rookie to lead the Jets in special teams tackles since 2011. He finished tied for second among all NFL running backs in special teams tackles.

#### TITANS TIDBITS:

- Cannon was selected in the sixth round of the 2018 NFL Draft, becoming the first player from Virginia State drafted in over 20 years.

#### CAREER TRANSACTIONS:

- The Hampton, Va., native was originally selected by the N.Y. Jets in the sixth round (204th overall) of the 2018 NFL Draft.
- Waived by the Jets on Aug. 3, 2020.
- Claimed off waivers by the Carolina Panthers on Aug. 4, 2020.
- Waived by the Panthers on Sept. 2, 2021.
- Signed by the Baltimore Ravens as a free agent on Sept. 8, 2021.
- Waived by the Ravens on Sept. 14, 2021.
- Claimed off waivers by the San Francisco 49ers on Sept. 15, 2021.
- Signed by the Titans as an unrestricted free agent on March 16, 2022.

#### SEASON RECAPS:

**2021 (1/0 - Baltimore; 11/0, 1/0 - San Francisco):** Saw action in the Ravens' regular season opener and rushed twice for five yards, while collecting a special teams tackle. Released by the Ravens and claimed off waivers by the 49ers. Played in 11 games as a reserve with the 49ers and ranked second on the squad with 10 special teams stops. Placed on injured reserve on Dec. 11 and missed the final five regular season contests and the first two playoff games before playing in his first career postseason contest in the NFC Championship Game.

**2020 (14/0 - Carolina):** Played in 14 games as a reserve primarily on special teams. Registered 10 kickoff returns for an average of 29.8 yards per return and posted six special teams tackles. Collected 28 rushing yards and 16 receiving yards. Was inactive for two contests.

- Against Chicago (10/18), rushed three times for 12 yards and caught two passes for 15 yards.
- Against Tampa Bay (11/15), returned three kickoffs for 151 yards, including a career-long 98-yard return.

**2019 (4/0 - N.Y. Jets):** Saw action in four games as a reserve and posted five special teams tackles. Returned five kickoffs for 96 yards. Was inactive for three games before being placed on injured reserve on Nov. 1.

**2018 (16/0 - N.Y. Jets):** Played in all 16 games as a rookie and rushed 38 times for 113 yards, while catching 17 passes for 144 yards. Added a team-leading 16 special teams tackles, the most special teams tackles by a Jets running back since 2000 and the second most tackles among NFL

running backs.

- Against Minnesota (10/21), posted career-highs with four catches and 69 receiving yards with a career-long 35-yard reception.
- At Buffalo (12/9), recorded his first career NFL touchdown on a four-yard run.

#### COLLEGE:

- Appeared in 32 games over three seasons at Virginia State after transferring from Shephard University following his freshman year. Totaled 4,035 rushing yards and 44 touchdowns during his career at Virginia State, topping the school's record books in both categories. Added 48 receptions for 610 yards and seven touchdowns.
- As a senior (2017), appeared in 11 games, breaking Virginia State's single-season rushing record for the third consecutive season after totaling 1,638 yards and 17 touchdowns while also hauling in 21 receptions for 225 yards and three scores. Also returned kickoffs, averaging 32.8 yards per return.
- Led his team to a CIAA Championship and earned All-CIAA honors for the second time as a senior. Received the Lanier Award, given to the top Division II/Division III player in the state of Virginia.
- As a junior (2016), played in 11 games, earning All-CIAA Honors after totaling 1,214 rushing yards and a career-high 18 rushing touchdowns. Posted 203 receiving yards and two receiving touchdowns.
- As a sophomore (2015), broke Virginia State's record for single-season rushing yards (he would later break the record in 2016 and 2017), posting 1,183 yards and nine touchdowns on the ground and nine catches for 182 yards and two receiving touchdowns.
- As a true freshman (2014), appeared in six games at Shephard University (W.Va.) and recorded 216 rushing yards and two touchdowns rushing and three receptions for 28 yards.
- Majored in criminal justice at Virginia State.

#### PERSONAL:

- Attended Kecoughtan (Hampton, Va.) High School.
- Follow Cannon on Twitter and Instagram at @cannon25.
- Born Trenton Cannon on July 23, 1994 in Hampton, Va.

## TRENTON CANNON'S NFL STATISTICS

### REGULAR SEASON

Year	Team	RUSHING							RECEIVING				
		GP	GS	Att	Yds	Avg	Lg	TD	No	Yds	Avg	Lg	TD
2018	N.Y. Jets	16	0	38	113	3.0	21	1	17	144	8.5	35	0
2019	N.Y. Jets	4	0	0	0	-	0	0	0	0	-	0	0
2020	Carolina	14	0	10	33	3.3	13	0	3	16	5.3	19	0
2021	BAL/SF	12	0	3	4	1.3	3	0	0	0	-	0	0
<b>NFL Totals</b>		<b>46</b>	<b>0</b>	<b>51</b>	<b>150</b>	<b>2.9</b>	<b>21</b>	<b>1</b>	<b>20</b>	<b>160</b>	<b>8.0</b>	<b>35</b>	<b>0</b>

### REGULAR SEASON

Year	Team	PUNT RETURNS					KICKOFF RETURNS					
		No	FC	Yds	Avg	Lg	TD	No	Yds	Avg	Lg	TD
2018	N.Y. Jets	0	1	0	-	0	0	1	20	20.0	20	0
2019	N.Y. Jets	0	0	0	-	0	0	5	96	19.2	28	0
2020	Carolina	0	0	0	-	0	0	10	298	29.8	98	0
2021	BAL/SF	0	0	0	-	0	0	16	328	20.5	68	0
<b>NFL Totals</b>		<b>0</b>	<b>1</b>	<b>0</b>	<b>-</b>	<b>0</b>	<b>0</b>	<b>32</b>	<b>742</b>	<b>23.2</b>	<b>98</b>	<b>0</b>

### PLAYOFFS

Year	Team	RUSHING							RECEIVING				
		GP	GS	Att	Yds	Avg	Lg	TD	No	Yds	Avg	Lg	TD
2021	San Francisco	1	0	0	0	-	0	0	0	0	-	0	0
<b>NFL Totals</b>		<b>1</b>	<b>0</b>	<b>0</b>	<b>0</b>	<b>-</b>	<b>0</b>	<b>0</b>	<b>0</b>	<b>0</b>	<b>-</b>	<b>0</b>	<b>0</b>

### Single-Game Highs

Rushes - 7 vs. Houston (12/15/18)

Rushing Yards - 30 vs. Buffalo (11/11/18)

Long Rush - 21 vs. Buffalo (11/11/18)

Rushing Touchdowns - 1 at Buffalo (12/9/18)

Receptions - 4 vs. Minnesota (10/21/18)

Receiving Yards - 69 vs. Minnesota (10/21/18)

Long Reception - 35 vs. Minnesota (10/21/18)

Kickoff Returns - 3 (Six times, last vs. Indianapolis 10/24/21)

Kickoff Return Yards - 151 vs. Tampa Bay (11/15/20)

Kickoff Return Long - 98 vs. Tampa Bay (11/15/20)

### Additional Career Statistics

Special Teams Tackles - 16 (2018), 5 (2019), 6 (2020), 11 (2021)

Special Teams Fumble Recoveries - 1 (2019)



# 36 SHYHEIM CARTER

**DEFENSIVE BACK • 5'10" • 194 LBS • COLLEGE: ALABAMA**  
**ACQUIRED: FREE AGENT - 2022 • NFL EXPERIENCE (NFL/TITANS): 1/1**  
**HOMETOWN: KENTWOOD, LA.**  
**GAMES PLAYED/GAMES STARTED: 0/0 (PLAYOFFS: 0/0)**



**PRO:** The Titans signed Shyheim Carter (sha-HEEM) during the 2022 offseason after a brief stint on the team’s practice squad during 2021. The 5-foot-10-inch, 194-pounder originally signed with the New York Jets as a rookie free agent following the 2020 NFL Draft, and he spent a portion of the 2020 season on the Atlanta Falcons practice squad. The Kentwood, La., native spent time on the Houston Texans practice squad in 2021 prior to being signed by the Titans. In four seasons at Alabama (2016-19), Carter saw action in 50 games with 23 starts and tallied 101 tackles, three interceptions with two returned for touchdowns, 21 passes defended and two forced fumbles over his career.

**TITANS TIDBITS:**

- Prior to being signed by the Houston Texans in 2021, Carter spent the spring working as a graduate assistant at Alabama, his alma mater, under his former head coach, Nick Saban. “I think Shyheim Carter would fit in probably one of the top two or three players on the team from a knowledge standpoint,” Saban said prior to Carter’s last season at Alabama. “He can answer every question in a meeting about every position...I think that’s what creates a lot of diversity for him as a player, to be able to play multiple positions because he’s very smart and it means something to him.”
- Nicknamed “Christmas” by his grandfather who knew Carter was going to be special when he first saw him. Carter also goes by “Nook,” a version of the nickname “Nuck-Nuck” that was given to him by his mother as a baby, and shortened by former Alabama teammate DeVonta Smith.

**CAREER TRANSACTIONS:**

- The Kentwood, La., native was originally signed by the New York Jets as an undrafted free agent on May 6, 2020.
- Waived by the Jets on Sept. 5, 2020.
- Signed by the Atlanta Falcons to the team’s practice squad on Oct. 20, 2020.
- Waived by the Falcons on Dec. 8, 2020.
- Signed by the Houston Texans as a free agent on May 17, 2021.
- Waived by the Texans on Aug. 31, 2021 and signed to the team’s practice squad a day later.
- Waived by the Texans on Oct. 12, 2021.
- Signed by the Titans to the team’s practice squad on Dec. 30, 2021.
- Waived by the Titans on Jan. 4, 2022.
- Signed by the Titans as a free agent on Jan. 25, 2022.

**SEASON RECAPS:**

**2021 (0/0 - Houston; 0/0 - Tennessee):** Spent a portion of the season on the practice squads of the Houston Texans and Tennessee Titans.

**2020 (0/0 - Atlanta):** Spent time on the Atlanta Falcons’ practice squad after being waived by the New York Jets during roster cuts.

**COLLEGE:**

- In four seasons at Alabama, Carter appeared in 50 games with 23 starts and tallied 101 tackles, six tackles for loss, three interceptions with two returned for touchdowns, 21 passes defended and two forced fumbles.
- As a senior (2019), saw action in 13 games and totaled 43 tackles, 2.5 tackles for loss, one interception, eight passes defended and one forced fumble.
- As a junior (2018), appeared in 14 games and posted a career-best 44 tackles, 3.5 tackles for loss, two pick-sixes, a career-high 12 passes defended and one forced fumble. One of 11 players nationally with two interception return touchdowns, and one of just two SEC players to record the feat joining Chauncey Gardner-Johnson.
- As a sophomore (2017), played in all 14 games and amassed seven tackles and one pass defended.
- As a freshman (2016), saw action in nine games and recorded seven tackles.
- Graduated from Alabama in 2019.


**PERSONAL:**

- Attended Kentwood (La.) High School where he played both quarterback and cornerback and was named class 1A Offensive MVP by the Louisiana Sports Writers Association and the Louisiana Football Coaches Association in 2014 and 2015.
- As a senior, recorded 57 tackles and five interceptions, while adding 2,443 passing yards, 1,648 rushing yards and 30 total touchdowns on offense.
- Follow Carter on Twitter and Instagram @Christmas\_\_5.
- Born Shyheim Carter on Dec. 15, 1997 in Kentwood, La.

## SHYHEIM CARTER’S NFL STATISTICS

REGULAR SEASON		TACKLES					INTERCEPTIONS					FUMBLES							
Year	Team	GP	GS	Tot	Solo	Asst	Sk	Yds	QBP	TFL	No	Yds	Lg	TD	PD	FF	FR	Yds	SpT
2020	Atlanta						Practice Squad												
2021	HOU/TEN						Practice Squad												
<b>NFL Totals</b>		<b>0</b>	<b>0</b>	<b>0</b>	<b>0</b>	<b>0</b>	<b>0.0</b>	<b>0.0</b>	<b>0</b>	<b>0</b>	<b>0</b>	<b>0</b>	<b>0</b>	<b>0</b>	<b>0</b>	<b>0</b>	<b>0</b>	<b>0</b>	<b>0</b>





# 44 TORY CARTER

**FULLBACK • 6'0" • 229 LBS • COLLEGE: LOUISIANA STATE**  
**ACQUIRED: FREE AGENT - 2021**  
**NFL EXPERIENCE (NFL/TITANS): 2/2 • HOMETOWN: VALDOSTA, GA.**  
**GAMES PLAYED/GAMES STARTED: 8/2 (PLAYOFFS: 1/0)**



**PRO:** The Titans signed Tory Carter as a rookie free agent following the 2021 NFL Draft. As a rookie, he played in eight games with two starts. The 6-foot, 229-pounder played in 42 games as a tight end/fullback at Louisiana State and helped the Tigers win a national championship in 2019.

#### CAREER HIGHLIGHTS:

- As a rookie in 2021, Carter recorded two special teams tackles and one fumble recovery on special teams.

#### TITANS TIDBITS:

- Carter's father, James, played fullback and linebacker at Georgia Southern.
- In July 2022, Carter hosted his first annual youth football camp in his hometown of Leesburg, Ga.
- One of Carter's hobbies is hunting wild hogs.

#### CAREER TRANSACTIONS:

- The Valdosta, Ga., native was signed by the Titans as an undrafted free agent on May 14, 2021.
- Waived by the Titans on Aug. 31, 2021 and signed to the team's practice squad a day later.
- Activated from the practice squad to the active roster standard elevation on Sept. 25, 2021.
- Activated from the practice squad to the active roster standard elevation on Oct. 3, 2021.
- Activated from the practice squad to the active roster COVID-19 replacement on Oct. 18, 2021.
- Signed by the Titans to their active roster from the practice squad on Oct. 30, 2021.

#### SEASON RECAPS:

**2021 (8/2, 0/0):** Saw action in eight games with two starts at fullback as a rookie. Collected two special teams tackles and a fumble recovery on coverage units. Spent four weeks on the practice squad. Was inactive for one contest. Placed on injured reserve on Dec. 18 and missed the final four regular season games and the playoff contest. Tied for the team lead in special teams tackles once in 2021 (vs. HOU). Made his NFL debut against Indianapolis (9/26/21). Made his first career NFL start against Houston (11/21/21).

- Against Indianapolis (9/26), saw action in his first NFL contest as a reserve on special teams and at fullback.
- At N.Y. Jets (10/3), saw limited action as a reserve at fullback and on special teams.
- Against Buffalo (10/18), played as a reserve on special teams and saw limited action at fullback.
- At Indianapolis (10/31), saw action as a reserve at fullback and on special teams. Posted a special teams tackle on coverage units.
- At L.A. Rams (11/7), was inactive.
- Against New Orleans (11/14), played as a reserve at fullback and on special teams. Set up the Titans' offense with great field position by recovering a Deonte Harris fumble at the Saints' 19-yard line that was forced by Dylan Cole on the opening kickoff of the second half. The Titans scored a touchdown five plays later to increase their lead to 20-6.
- Against Houston (11/21), made his first career NFL start as a fullback. Registered a tackle on special teams coverage units.
- At New England (11/28), started at fullback and helped open holes for Titans ball carriers to amass 270 yards on the ground, including two 100-yard rushers.

- Against Jacksonville (12/12), saw action as a reserve at fullback before leaving the game in the second quarter with an injury.

#### COLLEGE:

- Appeared in 42 games with six starts at fullback/tight end over four seasons at Louisiana State (2017-20) and caught 16 passes for 157 yards and two touchdowns, while adding two carries for four yards.
- As a senior (2020), saw action in seven games with one start at fullback and caught four passes for 42 yards including a long of 15 yards.
- As a junior (2019), appeared in 11 games and caught two passes for 15 yards while helping the Tigers to a National Championship.
- As a sophomore (2018), played in 12 games with four starts at fullback. Made four catches for 39 yards and one touchdown and added two carries for four yards.
- As a freshman (2017), saw action in 12 games with one start and tallied six catches for 61 yards and a score.
- Graduated from Louisiana State with a degree in interdisciplinary studies.

#### PERSONAL:

- Attended Lee County (Leesburg, Ga.) High School where he earned all-area recognition and was a consensus three-star prospect. Tabbed the No. 1 fullback by Scout and No. 3 by 247Sports.
- Also played defensive end where he recorded 52 tackles and nine sacks as a senior.
- Son of Robin and James Carter.
- Follow Carter on Instagram at @t.money\_44 and on Twitter at @tory44carter.
- Born Tory Carter on March 16, 1999 in Valdosta, Ga.

## TORY CARTER'S GAME-BY-GAME

2021 Tennessee Titans				RUSHING					RECEIVING																								
Date	Opp	W/L	P/S	Att	Yds	Avg	Lg	TD	No	Yds	Avg	Lg	TD																				
Sept 12	Ari	L	PS											Nov 28	@	NE	L	S	0	0	-	0	0	0	0	0	0	-	0	0			
Sept 19	@ Sea	W	PS											Dec 12	Jax	W	p		0	0	-	0	0	0	0	0	0	-	0	0			
Sept 26	Ind	W	p	0	0	-	0	0	0	0	0	-	0	0	0	0	0	0	0	-	0	0	0	0	0	0	-	0	0				
Oct 3	@ NYJ	L	p	0	0	-	0	0	0	0	0	-	0	0	0	0	0	0	0	-	0	0	0	0	0	0	-	0	0				
Oct 10	@ Jax	W	PS											Dec 19	@ Pit	L	IR																
Oct 18	Buf	W	p	0	0	-	0	0	0	0	0	-	0	0	0	0	0	0	0	-	0	0	0	0	0	0	-	0	0				
Oct 24	KC	W	PS											Dec 23	SF	W	IR																
Oct 31	@ Ind	W	p	0	0	-	0	0	0	0	0	-	0	0	0	0	0	0	0	-	0	0	0	0	0	0	-	0	0				
Nov 7	@ LAR	W	IA											Jan 2	Mia	W	IR																
Nov 14	NO	W	p	0	0	-	0	0	0	0	0	-	0	0	0	0	0	0	0	-	0	0	0	0	0	0	-	0	0				
Nov 21	Hou	L	S	0	0	-	0	0	0	0	0	-	0	0	0	0	0	0	0	-	0	0	0	0	0	0	-	0	0				
<b>Totals</b>																		<b>12-5</b>	<b>8/2</b>	<b>0</b>	<b>0</b>	<b>-</b>	<b>0</b>	<b>0</b>	<b>0</b>	<b>0</b>	<b>0</b>	<b>0</b>	<b>0</b>	<b>-</b>	<b>0</b>	<b>0</b>	
<b>Playoffs</b>																																	
														Jan 22	Cin	L	IR																
<b>Totals</b>																		<b>0-1</b>	<b>0/0</b>	<b>0</b>	<b>0</b>	<b>-</b>	<b>0</b>	<b>0</b>	<b>0</b>	<b>0</b>	<b>0</b>	<b>0</b>	<b>0</b>	<b>-</b>	<b>0</b>	<b>0</b>	

## TORY CARTER'S NFL STATISTICS

REGULAR SEASON		RUSHING								RECEIVING				
Year	Team	GP	GS	No	Yds	Avg	Lg	TD	Att	Yds	Avg	Lg	TD	
2021	Tennessee	8	2	0	0	-	0	0	0	0	-	0	0	
<b>NFL Totals</b>		<b>8</b>	<b>2</b>	<b>0</b>	<b>0</b>	<b>-</b>	<b>0</b>	<b>0</b>	<b>0</b>	<b>0</b>	<b>-</b>	<b>0</b>	<b>0</b>	

**Additional Statistics**

Special Teams Tackles - 2 (2021)  
 Special Teams Fumble Recovery - 1 vs. New Orleans (11/14/21)



# 47 RODNEY CLEMONS

**SAFETY • 6'0" • 205 LBS • COLLEGE: SOUTHERN METHODIST**  
**ACQUIRED: FREE AGENT - 2022 • NFL EXPERIENCE (NFL/TITANS): 1/1**  
**HOMETOWN: KATY, TEXAS**  
**GAMES PLAYED/GAMES STARTED: 0/0 (PLAYOFFS: 0/0)**



**PRO:** The Titans signed Rodney Clemons during the 2022 offseason after a brief stint on the team's practice squad during 2021. The 6-foot, 205-pounder originally signed with the Kansas City Chiefs as a rookie free agent following the 2020 NFL Draft and spent the entire season on the team's practice squad. In 2021, Clemons spent Weeks 14-18 on the Titans practice squad. The Katy, Texas, native played collegiately at Southern Methodist and finished his career as the program's all-time leader in total games played (54), with career totals including 275 tackles, seven interceptions, 34 passes defended and three forced fumbles.

**CAREER TRANSACTIONS:**

- The Katy, Texas, native was originally signed by the Kansas City Chiefs as an undrafted free agent on April 26, 2020.
- Waived by the Chiefs on Sept. 5, 2020 and signed to the team's practice squad a day later.
- Waived by the Chiefs on Jan. 16, 2021.
- Signed by the Chiefs on Feb. 6, 2021.
- Waived by the Chiefs on Aug. 31, 2021.
- Signed by the Titans to the team's practice squad on Dec. 8, 2021.
- Waived by the Titans on Jan. 4, 2022.
- Signed by the Titans as a free agent on Jan. 25, 2022.

**SEASON RECAPS:**

**2021 (0/0 - Tennessee):** Spent a portion of the season on the Titans' practice squad.

**2020 (0/0 - Kansas City):** Spent the entire regular season on the Chiefs' practice squad.

**COLLEGE:**

- In five seasons at Southern Methodist (2015-19), Clemons finished his career as the program's all-time leader with 54 total games played. He started 50 games and tallied 275 tackles, 11.5 tackles for loss, two sacks, seven interceptions, 34 passes defended, three forced fumbles, two fumble recoveries and two blocked kicks.
- As a senior (2019), started all 13 games and ranked third on the team with 78 tackles. Registered three tackles for loss, a team-high four interceptions, 13 passes defended, one forced fumble, one fumble recovery and one blocked kick. Earned All-AAC second-team recognition.

- As a junior (2018), started all 12 games and amassed 72 tackles, 2.5 tackles for loss, one interception, five passes defended, one forced fumble and blocked one field goal and returned it for a touchdown.
- As a sophomore (2017), started all 13 games and tallied 68 tackles, four tackles for loss, one sack, one interception, 11 passes defended and one fumble recovery.
- As a redshirt freshman (2016), started all 12 games and finished fourth on the team with 56 tackles. Added two tackles for loss, one sack, one interception, five passes defended and one forced fumble.
- As a true freshman (2015), saw action in four games before suffering an injury and receiving a medical redshirt. Posted one tackle.
- Graduated from Southern Methodist in 2019.

**PERSONAL:**

- Attended Taylor (Texas) High School where he was named first team all-district and second team all-state as a senior after recording 115 tackles, five interceptions and six passes defended.
- Also named first team All-Greater Houston by the Houston Chronicle.
- Lettered in basketball and track.
- Follow Clemons on Instagram @rodneyclemons and on Twitter @rodneyclemons\_8.
- Born Rodney Clemons on Dec. 28, 1996 in Katy, Texas.

## RODNEY CLEMONS' NFL STATISTICS

REGULAR SEASON		TACKLES										INTERCEPTIONS					FUMBLES			
Year	Team	GP	GS	Tot	Solo	Asst	Sk	Yds	QBP	TFL	No	Yds	Lg	TD	PD	FF	FR	Yds	SpT	
2020	Kansas City																			
2021	Tennessee																			
<b>NFL Totals</b>		<b>0</b>	<b>0</b>	<b>0</b>	<b>0</b>	<b>0</b>	<b>0.0</b>	<b>0.0</b>	<b>0</b>	<b>0</b>	<b>0</b>	<b>0</b>	<b>0</b>	<b>0</b>	<b>0</b>	<b>0</b>	<b>0</b>	<b>0</b>	<b>0</b>	





# 53 DYLAN COLE

**LINEBACKER • 6'0" • 237 LBS • COLLEGE: MISSOURI STATE**  
**ACQUIRED: FREE AGENT - 2021 • NFL EXPERIENCE (NFL/TITANS): 6/2**  
**HOMETOWN: SPRINGFIELD, MO.**  
**GAMES PLAYED/GAMES STARTED: 46/1 (PLAYOFFS: 2/0)**



**PRO:** The Titans originally signed free agent Dylan Cole to the practice squad on Oct. 13, 2021. The 6-foot, 237-pounder appeared in nine games in his first season with the Titans in 2021 and tied for third on the squad with 10 special teams tackles to go with one forced fumble on coverage units. Prior to arriving in Tennessee, Cole saw action in 37 regular season games with one start for the Houston Texans (2017-20) and recorded 67 tackles, one sack, two interceptions, one touchdown, five tackles for loss and one fumble recovery. Cole originally entered the NFL after signing with the Texans as an undrafted college free agent in 2017.

#### CAREER HIGHLIGHTS:

- In 2021, Cole tallied a career-best 10 special teams tackles in his first season with the Titans, which also ranked third on the team.
- In 2017, Cole became the first rookie in NFL history to record at least five total tackles, a sack and an interception returned for a touchdown during a single game against Tennessee (10/1/17).

#### TITANS TIDBITS:

- Cole once ran 21 miles per hour that was clocked by a street speed limit sign.

#### CAREER TRANSACTIONS:

- The Springfield, Mo., native was originally signed by the Houston Texans as an undrafted college free agent on May 12, 2017.
- Re-signed with the Texans as a restricted free agent on March 18, 2020.
- Signed by the Titans to their practice squad on Oct. 13, 2021.
- Released by the Titans from their practice squad on Oct. 26, 2021.
- Signed by the Titans to their practice squad on Nov. 6, 2021.
- Activated from the practice squad to the active roster standard elevation on Nov. 6, 2021.
- Activated from the practice squad to the active roster standard elevation on Nov. 13, 2021.
- Signed by the Titans to their active roster from the practice squad on Nov. 16, 2021.

#### SEASON RECAPS:

**2021 (9/0, 1/0 - Tennessee):** Saw action in nine games and tied for third on the team with 10 special teams tackles to go along with a forced fumble on coverage units. Notched six tackles, a quarterback pressure, a tackle for loss and a pass defended on defense. Spent two weeks on the practice squad and one week off the roster after being signed by the Titans on Oct. 13. Played as a reserve in the postseason contest. Tied for the team lead in passes defended once in 2021 (at NE). Led or tied for the team lead in special teams tackles five times in 2021 (vs. HOU, at NE, at PIT, vs. SF, vs. MIA).

- At L.A. Rams (11/7), made his Titans debut as a reserve on special teams.
- Against New Orleans (11/14), collected two special teams tackles and a forced fumble on coverage units. Set up the Titans' offense with great field position by forcing a Deonte Harris fumble that was recovered by Tory Carter at the Saints' 19-yard line on the opening kickoff of the second half. The Titans scored a touchdown five plays later to increase their lead to 20-6.
- Against Houston (11/21), saw action as a reserve at linebacker and totaled four tackles, including a stop for loss and a quarterback pressure. Registered a special teams tackle on coverage units. Combined with Harold Landry III to stop Rex Burkhead for no gain on a rush off left tackle late in the fourth quarter.
- At New England (11/28), played as a reserve at linebacker and recorded

two tackles with a pass defended. Tied for the team lead with two special teams stops. Knocked down a pass intended for Jonnu Smith in the third quarter.

- At Pittsburgh (12/19), led the team with two special teams tackles on coverage units.
- Against San Francisco (12/23), led the team with a special teams stop on coverage units.
- Against Miami (1/2), tied for the team lead with a special teams stop on coverage units.

**2020 (6/0 - Houston):** Appeared in six games and recorded two tackles on defense and four stops on special teams coverage units. Was inactive for the regular season opener. Missed the final nine games after being placed on injured reserve/non football injury (COVID-19) on Nov. 5, 2020.

**2019 (11/0 Houston):** Played in 11 games before being placed on injured reserve on Nov. 23. Finished the season with eight tackles, a pass defended and a fumble recovery. Ranked third on the team with eight special teams tackles.

- Against Jacksonville (11/3), tallied two tackles on defense, one special teams tackle and notched his first career fumble recovery on the last play of the game in London.
- At Baltimore (11/17), registered two tackles.

**2018 (8/0, 1/0 - Houston):** Saw action in eight regular season games and compiled 13 tackles, a tackle for loss and three passes defended. Placed on injured reserve and missed eight games. Also appeared as a reserve in the postseason contest.

- At New England (9/9), tallied a season-high five tackles and one pass defended.
- Against Jacksonville (12/30), compiled one tackle, one tackle for loss and one pass defended.
- Against Indianapolis (1/5), made his postseason debut and recorded four tackles.

**2017 (12/1 - Houston):** Appeared in 12 games with one start and tallied 25 tackles, four tackles for loss, three passes defended, two interceptions, one touchdown, two quarterback hits and a sack. Registered seven special teams stops. Became the first rookie to record an interception for a touchdown in franchise history.

- Against Jacksonville (9/10), made his NFL debut and recorded one quarterback hit.
- At Cincinnati (9/14), notched his first five career tackles.
- Against Tennessee (10/1), became the first rookie in NFL history to record at least five total tackles, one sack and one interception returned for a touchdown. Intercepted a Matt Cassel pass intended for Delanie Walker and returned it 25 yards for a touchdown in the fourth quarter. He was the only college free agent in the NFL with a pick-six in 2017.
- Against Kansas City (10/8), started his first career game and matched his career high with five tackles.
- Against Cleveland (10/15), registered one tackle for loss and recorded his second interception of the season.

#### COLLEGE:

- Played four seasons (2013-16) at Missouri State after redshirting the 2012 campaign. He finished his Bears career with 46 starts and recorded 457 tackles (third-most in MSU history), 40.5 tackles for loss, 21 passes defended, five sacks, five interceptions, three forced fumbles and two fumble recoveries. Posted 22 double-figure tackle games, including 15 in



## DYLAN COLE'S NFL STATISTICS

REGULAR SEASON		TACKLES									INTERCEPTIONS					FUMBLES			
Year	Team	GP	GS	Tot	Solo	Asst	Sk	Yds	QBP	TFL	No	Yds	Lg	TD	PD	FF	FR	Yds	SpT
2017	Houston	12	1	32	16	16	1.0	1.0	2	4	2	28	25	1	3	0	0	0	7
2018	Houston	8	0	13	13	0	0.0	0.0	0	1	0	0	0	0	3	0	0	0	0
2019	Houston	11	0	16	13	3	0.0	0.0	0	0	0	0	0	1	0	0	1	27	8
2020	Houston	6	0	6	3	3	0.0	0.0	0	0	0	0	0	0	0	0	0	0	4
2021	Tennessee	9	0	6	2	4	0.0	0.0	1	1	0	0	0	1	0	0	0	0	10
<b>NFL Totals</b>		<b>46</b>	<b>1</b>	<b>73</b>	<b>47</b>	<b>26</b>	<b>1.0</b>	<b>1.0</b>	<b>3</b>	<b>6</b>	<b>2</b>	<b>28</b>	<b>25</b>	<b>1</b>	<b>8</b>	<b>0</b>	<b>1</b>	<b>27</b>	<b>29</b>

PLAYOFFS		TACKLES									INTERCEPTIONS					FUMBLES			
Year	Team	GP	GS	Tot	Solo	Asst	Sk	Yds	QBP	TFL	No	Yds	Lg	TD	PD	FF	FR	Yds	SpT
2018	Houston	1	0	4	2	2	0.0	0.0	0	0	0	0	0	0	0	0	0	0	0
2021	Tennessee	1	0	0	0	0	0.0	0.0	0	0	0	0	0	0	0	0	0	0	0
<b>NFL Totals</b>		<b>2</b>	<b>0</b>	<b>4</b>	<b>2</b>	<b>2</b>	<b>0.0</b>	<b>0.0</b>	<b>0</b>	<b>0</b>	<b>0</b>	<b>0</b>	<b>0</b>	<b>0</b>	<b>0</b>	<b>0</b>	<b>0</b>	<b>0</b>	<b>0</b>

### Single-Game Highs

Tackles - 5 (Three times, last at New England, 9/9/18)

Sacks - 1 vs. Tennessee (10/1/17)

Interceptions - 1 (Twice, last vs. Cleveland, 10/10/17)

### Playoff Single-Game Highs

Tackles - 4 vs. Indianapolis (1/5/19)

### Additional Statistics

Special Teams Forced Fumble - 1 vs. New Orleans (11/14/21)



# 46 MORGAN COX

**LONG SNAPPER • 6'4" • 235 LBS • COLLEGE: TENNESSEE**  
**ACQUIRED: UNRESTRICTED FREE AGENT (BAL) - 2021**  
**NFL EXPERIENCE (NFL/TITANS): 13/2 • HOMETOWN: COLLIERVILLE, TENN.**  
**GAMES PLAYED/GAMES STARTED: 182/0 (PLAYOFFS: 11/0)**



**Super Bowl: 2012**



**Pro Bowl: 2015, 2016, 2019, 2020**

**PRO:** The Titans signed unrestricted free agent Morgan Cox during the 2021 offseason to add a veteran presence and experience to the long snapping position. In his first 12 NFL seasons, the 6-foot-4-inch, 235-pounder appeared in 182 regular season games, including all 17 games with the Titans in 2021 and was selected to four Pro Bowls as a member of the Baltimore Ravens. The Collierville, Tenn., native was originally signed as a rookie free agent by the Ravens following the 2010 NFL Draft.

#### CAREER HIGHLIGHTS:

- Cox, a four-time Pro Bowler, spent his first 11 NFL seasons (2010-20) with the Baltimore Ravens and appeared in 165 games and 10 postseason contests with the club.
- In 2011, Cox earned the team's Ed Block Courage Award after returning from a significant injury suffered in 2010.

#### TITANS TIDBITS:

- March 7, 2013 was proclaimed "Morgan Cox Day" in his hometown of Collierville, Tenn.
- Cox played an integral part in the Baltimore Ravens' social justice initiatives. In 2018, he participated in the announcement of the HVAC donation from the Players' Social Justice Fund at Lakewood Elementary in Baltimore. In 2017, Cox took part in a police ride along with law enforcement officials in West Baltimore to meet with local youth and discuss topics surrounding social justice.
- Cox's wife, Lauren, is an actress and has appeared in Baltimore filmed TV shows "House of Cards" and "Veep" and on the drama "To-Do."
- Cox served as his high school's newspaper sports editor his final two years at Evangelical Christian High School in Memphis.

#### CAREER TRANSACTIONS:

- The Collierville, Tenn., native was originally signed by the Baltimore Ravens as a rookie free agent on May 6, 2010.
- Signed by the Titans as an unrestricted free agent on March 19, 2021.

#### SEASON RECAPS:

**2021 (17/0, 1/0 - Tennessee):** Saw action in all 17 games at long snapper in his first season with the Titans. Registered a special teams tackle. Played as a reserve in the postseason contest.

- Against Arizona (9/12), made his Titans debut handling snapping duties.
- At Seattle (9/19), served as the team's long snapper and produced the snap for Randy Bullock's game-winning 36-yard field goal in overtime.
- At Indianapolis (10/31), saw action as the team's long snapper and executed the snap for Randy Bullock's game-winning 44-yard field goal in overtime.
- Against New Orleans (11/14), saw action as a reserve at long snapper in his 175th career regular season contest.
- At New England (11/28), saw action at long snapper and collected a special teams tackle on coverage units.
- Against San Francisco (12/23), saw action as the team's long snapper and executed the snap for Randy Bullock's game-winning 44-yard field goal.
- Against Miami (1/2), served as the team's long snapper and executed the snaps for Randy Bullock's two field goals and four extra point makes.
- Against Cincinnati (1/22), played as a reserve at long snapper in his 11th career postseason contest.

**2020 (15/0, 2/0 - Baltimore):** Earned his fourth career Pro Bowl selection, helped Justin Tucker record his fifth consecutive season with at least 130

points, tying the NFL record of consecutive seasons with 130-plus points. Tucker connected on 26 of 29 field goals (89.7 percent) and was 52 of 53 on extra points (98.1 percent). Also snapped on all 51 of Sam Koch's 51 punts, who produced a 44.5 gross average and 42.5 net average. Koch was the NFL's only punter to place at least 20 punts (22) inside in the 20-yard line and have no more than one touchback.

- At Cleveland (12/14), snapped to holder Sam Koch on Justin Tucker's 55-yard game-winning field goal with two seconds remaining to give Baltimore a 45-42 lead in the victory.
- At Tennessee (1/10), snapped for Justin Tucker who drilled two of three field goals, including a 51-yarder to give Baltimore a 20-13 lead in the fourth quarter.

**2019 (16/0, 1/0 - Baltimore):** Selected to his third career Pro Bowl. Saw action in all 16 games and helped Justin Tucker record his fourth consecutive season scoring 141 points, connecting on 28 of 29 field goal attempts and 57 of 59 extra points. The Ravens produced the NFL's No. 1 scoring offense (33.2 ppg) and set a franchise record for points (531).

- Against Arizona (9/15), snapped for Justin Tucker to connect on all three field goal attempts, hitting from 33, 28 and 51 yards in the 23-17 win.
- At Pittsburgh (10/6), snapped for Justin Tucker, who kicked a 46-yard field goal in overtime to seal the Ravens' victory in the 26-23 win.
- Against Cincinnati (10/13), snapped for Justin Tucker, who booted a 40-yard field goal to become the fastest kicker in NFL history (118 games) to score 1,000 career points in the 23-17 victory.
- Against San Francisco (12/1), snapped for Justin Tucker, who nailed a 49-yard boot that marked his second game-winning field goal of the season.

**2018 (16/0, 1/0 - Baltimore):** Played in all 16 games and snapped on 65 punts, 36 extra points and 39 field goal attempts, helping the Ravens once again produce one of the NFL's top kicking units with Sam Koch and Justin Tucker. Also posted a special teams tackle.

- Against Buffalo (9/9), snapped on two made field goals from Justin Tucker and helped Sam Koch register five punts for 257 yards (51.4 gross avg.), including three punts inside the 20, in the 47-3 season-opening win.
- Against Denver (9/23), snapped on each of Justin Tucker's two 52-yard field goals in the 27-14 win. Tucker now has six-career games with multiple 50-plus-yard field goals, the most in NFL history.
- At L.A. Chargers (12/22), snapped on three made field goals, including a season-long-tying 56-yarder from Justin Tucker. Recorded a special teams tackle in the victory.

**2017 (16/0 - Baltimore):** Appeared in all 16 games. Snapped on punts and kicks, helping Sam Koch place a franchise-record and NFL-best 40 punts inside the 20-yard line and Justin Tucker make 34 of 37 field goals (91.9 percent), tying his franchise record of 141 points.

- At Cincinnati (9/10), snapped on two made field goals from Justin Tucker and helped Sam Koch register six punts for 250 yards (41.3 gross avg), including two punts inside the 20-yard line, in the 20-0 season-opening victory.
- Against Chicago (10/15), handled snapping duties, helping Justin Tucker connect on three field goals and Sam Koch boot seven punts for 386 yards (55.0 avg.).
- At Minnesota (10/22), snapped on three made field goals, including a season-long 57-yarder from Justin Tucker. Added a special teams tackle on coverage.
- At Green Bay (11/19), served as the long snapper and helped Sam Koch place five of seven punts inside the 20, in a shutout victory.



- At Cleveland (12/17), handled snapping duties, helping Sam Koch place four punts inside the 20-yard line, including three punts inside the five-yard line.

**2016 (16/0 - Baltimore):** Earned his second straight Pro Bowl nod after handling all snapping duties and helping Justin Tucker score a franchise record 141 points by connecting on 37 of 38 field goal attempts (lone miss was a block), including 10 of 10 from 50-plus yards. Helped Tucker earn a second Pro Bowl invitation and become a unanimous first-team All-Pro selection.

- Against Cincinnati (11/27), snapped on four made field goals from Justin Tucker, who became the first kicker in NFL history to make three field goals of 50-plus yards in the first half of a game.
- Against Philadelphia (12/18), appeared in his 100th career game.

**2015 (16/0 - Baltimore):** Named to his first career Pro Bowl after snapping on 74 punts, 29 extra points and 40 field goal attempts. Helped Sam Koch earn first career Pro Bowl invite with 46.7 gross and 42.9 net averages.

- At Miami (12/6), snapped on two field goals and an extra point from Justin Tucker, who became the fastest kicker in NFL history to reach the 500-point milestone (60 games).

**2014 (7/0 - Baltimore):** Saw action in the first seven games of the season, snapping on 21 punts, extra points and 18 field goal attempts, before being placed on injured reserve on Oct. 20.

- Against Atlanta (10/19), snapped on punts, field goal attempts and extra points before leaving the game with a knee injury in the 29-7 victory.

**2013 (16/0 - Baltimore):** Played in all 16 games for the third consecutive season and snapped on 91 punts, 41 field goal attempts and 26 extra points. Tied a career high with two special teams stops.

- At Detroit (12/16), snapped on a franchise-record six made field goals, including a franchise record 61-yard game-winner by Justin Tucker, in the 18-16 victory.

**2012 (16/0, 4/0 - Baltimore):** Saw action in all 16 games at long snapper and tied a career-high with two special teams tackles while snapping on 83 punts, 42 extra points and 33 field goal attempts. Played in all four postseason games, snapping on 16 extra points, 22 punts and four field goal attempts in the Ravens' Super Bowl XLVII title run.

- Against Oakland (11/11), snapped on a franchise-record extra points, punts and field goal attempts, and was a part of the successful fake field goal attempt that Sam Koch ran in for a touchdown in the 55-20 win.

**2011 (16/0, 2/0 - Baltimore):** Saw action in all 16 games for the first time in his career and snapped on 73 punts, 40 extra point attempts and 39 field goal attempts. Appeared as a reserve in both postseason contests.

- Against Pittsburgh (9/11), snapped on punts, field goal attempts and extra points, including a fake punt Sam Koch ran in for a two-point conversion.

**2010 (15/0 - Baltimore):** Saw action in 15 games and posted two special teams tackles before being placed on injured reserve on Dec. 29 missing the final regular season game.

- At N.Y. Jets (9/13), snapped on six punts and a field goal attempt in his NFL debut.
- At Cleveland (12/26), snapped on three punts, both extra point attempts and two field goal attempts after significantly injuring his knee in the second quarter.

#### COLLEGE:

- Played 38 games in three seasons as the primary long snapper at Tennessee.
- As a senior (2009), handled deep snapper duties on punts, extra points and field goals, the third consecutive year in which he served that role. Often led the charge down field on punts and finished the season with three tackles.
- As a junior (2008), saw action in 12 games. Served as Tennessee's deep snapper for all punts and placements for the second year in a row. Contributed four tackles on special teams, tying for seventh in that category.
- As a sophomore (2007), saw action as the deep snapper in all 14 games and helped placekicker Daniel Lincoln to All-America status and consensus Freshman All-SEC honors.
- In 2006, was a squad member.
- As a true freshman (2005), redshirted.

- Graduated with a degree in accounting from Tennessee.

#### PERSONAL:

- Attended Evangelical Christian (Memphis, Tenn.) High School, helping guide the Eagles to a state championship appearance as a senior and the semifinal game as a junior.
- As a senior, played center and long snapper earning All-State honorable mention and the Memphis Commercial Appeal Best of Preps Award.
- Began his role as the deep snapper during his junior season of high school.
- Played on the defensive and offensive lines as freshman and sophomore.
- Follow Cox on Twitter and Instagram at @morgancox46.
- Born Morgan Cox on April 26, 1986 in Collierville, Tenn.

## MORGAN COX'S NFL STATISTICS

### REGULAR SEASON

Year	Team	GP	GS	SpT Tackles
2010	Baltimore	15	0	1
2011	Baltimore	16	0	0
2012	Baltimore	16	0	2
2013	Baltimore	16	0	2
2014	Baltimore	7	0	0
2015	Baltimore	16	0	0
2016	Baltimore	16	0	2
2017	Baltimore	16	0	1
2018	Baltimore	16	0	1
2019	Baltimore	16	0	0
2020	Baltimore	15	0	2
2021	Tennessee	17	0	1
<b>NFL Totals</b>		<b>182</b>	<b>0</b>	<b>12</b>

### PLAYOFFS

Year	Team	GP	GS	SpT Tackles
2011	Baltimore	2	0	0
2012	Baltimore	4	0	0
2018	Baltimore	1	0	0
2019	Baltimore	1	0	0
2020	Baltimore	2	0	0
2021	Tennessee	1	0	0
<b>NFL Totals</b>		<b>11</b>	<b>0</b>	<b>0</b>

### Additional Statistics

Fumble Recovery - 1 (2013)



# 41 ZACH CUNNINGHAM

**LINEBACKER • 6'3" • 238 LBS • COLLEGE: VANDERBILT**  
**ACQUIRED: WAIVERS (HOU) - 2021 • NFL EXPERIENCE (NFL/TITANS): 6/2**  
**HOMETOWN: PINSON, ALA.**  
**GAMES PLAYED/GAMES STARTED: 76/70 (PLAYOFFS: 4/4)**



**PRO:** The Titans claimed Zach Cunningham off waivers in early December 2021 to provide experience and depth in the linebacker corps. The 6-foot-3-inch, 238-pound defender possesses tremendous instincts and speed for the position and led the NFL in tackles in 2020. The Vanderbilt product entered the NFL as a second-round pick of the Houston Texans and spent his first four and a half seasons with the club. He was coached by Titans head coach Mike Vrabel and Titans defensive coordinator Shane Bowen as a rookie in 2017, and was also coached by Titans inside linebackers coach Bobby King from 2017-20.

#### CAREER HIGHLIGHTS:

- In 2021, Cunningham saw action in 14 combined games with the Texans and Titans and registered 92 tackles, seven stops for loss, three passes defended and a forced fumble.
- In 2020, Cunningham led the NFL with 163 total tackles. He tied Ray Lewis (2003) and Darius Leonard (2018) for the 10th-most tackles in a single season since 2000.
- In 2019, Cunningham led the AFC with 137 total tackles, including seven tackles for loss, two sacks, three quarterback hits, two passes defended and two fumble recoveries.
- In 2017, Cunningham finished tied for second among all NFL rookies with 87 total tackles.

#### TITANS TIDBITS:

- Cunningham became Vanderbilt's first unanimous All-American with a stellar junior campaign in 2016.

#### CAREER TRANSACTIONS:

- The Pinson, Ala., native was selected by the Houston Texans in the second round (57th overall) of the 2017 NFL Draft.
- Waived by the Texans on Dec. 8, 2021.
- Claimed by the Titans off waivers from the Texans on Dec. 9, 2021.

#### SEASON RECAPS:

**2021 (10/7 - Houston; 4/4, 1/1 - Tennessee):** Claimed off waivers from the Texans on Dec. 9. Started four games at inside linebacker for the Titans and registered 25 tackles, three stops for loss and a special teams stop. Was inactive for one contest with the Titans. Started the postseason contest and led the team with 10 tackles, including a stop for loss. Led or tied for the Titans team lead in tackles four times in 2021 (at PIT, vs. MIA, at HOU, vs. CIN). Played in 10 games with seven starts for the Texans and compiled 67 tackles, including four stops for loss, three passes defended and a forced fumble. Was inactive for one contest and missed another game on the reserve/COVID-19 list while with the Texans.

- Against Carolina (9/23), registered a team-best 14 tackles for the Texans.
- At Tennessee (11/21), posted 11 tackles, including a stop for loss, a forced fumble and a pass defended.
- At Pittsburgh (12/19), made his Titans debut as a starter at linebacker and led the team with six tackles. Stuffed Najee Harris for no gain on a rush off right tackle in the second quarter.
- Against Miami (1/2), started at linebacker and tied for the team lead with six tackles. Combined with Harold Landry III to stuff Phillip Lindsay for no gain on a rush up the middle in the first stanza.
- At Houston (1/9), started at linebacker and led the team with nine tackles, including two stops for loss. Posted a special teams stop on coverage units. Teamed with David Long Jr. to drop Rex Burkhead for a one-yard loss on a rush up the middle in the second stanza. Stonewalled David Johnson for a five-yard loss on a short pass in the third quarter.

- Against Cincinnati (1/22), led the team and set a career postseason high with 10 tackles, including a stop for loss. Dropped Joe Mixon for no gain on a rush up the middle in the second quarter. Combined with Kyle Peko to drop Mixon for a one-yard loss on a rush off left guard in the final stanza.

**2020 (16/16 - Houston):** Started all 16 games and led the NFL with 163 total tackles, while also notching a single-season career high with three sacks.

- Against Baltimore (9/20), recorded a team-high 15 total tackles and logged a sack, a tackle for loss and a quarterback hit. Became the fourth player in franchise history with at least 15 total tackles and a sack in a game.
- Against Minnesota (10/4), tied for the team lead with 10 total tackles, recording consecutive games with at least 10 total tackles for the seventh time in his career.
- Against Jacksonville (10/11), posted 10 total tackles, two tackles for loss, a sack and a quarterback hit. Became just the sixth player in the NFL since 2010 with at least 50 total tackles and two sacks in the first five games of a season.
- At Jacksonville (11/8), tallied seven total tackles, a pass defended and a sack, which set a single season career high (three).
- Against New England (11/22), tied for the team lead with nine total tackles and a quarterback hit, becoming the fourth player in franchise history with at least 100 total tackles in three consecutive seasons.
- Against Tennessee (1/3), joined J.J. Watt (Week 15 of 2012) as the only players in Texans history with at least 10 total tackles, a tackle for loss and a forced fumble in a single game. Snuffed out the screen pass and stopped Jeff Wilson Jr. for a two-yard loss in the second quarter.

**2019 (16/16, 2/2 - Houston):** Started in all 16 regular season games and finished the season with 137 total tackles, including seven tackles for loss, two sacks, three quarterback hits, two passes defended, two fumble recoveries and five special teams tackles. His 137 tackles led the AFC and ranked seventh in the NFL. Was the only player in the NFL in 2019 to record over 100 tackles on defense and at least five tackles on special teams. Started both postseason contests and tallied 16 tackles, including two stops for loss and two passes defended.

- Against Jacksonville (9/15), led the team with 10 total tackles. Sacked Gardner Minshew II for a loss of eight yards.
- Against Carolina (9/29), led the team with 14 total tackles and added a tackle for loss. His 14 tackles were the most by a Texan since Benardrick McKinney recorded 15 in Week 3 of 2016.
- Against Indianapolis (11/21), led the team with a single-game career-high 16 total tackles, which ties for the fourth-most total tackles recorded in a game in Texans history.
- Against New England (12/1), tied for the team lead with seven tackles and added a half sack and a quarterback hit.
- Against Denver (12/8), led the team with 16 total tackles and added two tackles for loss and a special teams tackle.
- At Tennessee (12/15), led the team with 14 total tackles, including a half sack and a quarterback hit. Registered his fourth game with at least 14 tackles in 2019, which set a single-season franchise record and tied DeMeco Ryans (four) for the most such games in a career in franchise history.
- Against Buffalo (1/4), finished second on the team with nine total tackles, a tackle for loss and a pass defended in the wild card round win. Became the third player in Texans history to record at least five total tackles, a tackle for loss and a pass defended in a postseason game, joining Johnathan Joseph (2011) and J.J. Watt (2012).

- At Kansas City (1/12), led the team with seven total tackles and had a quarterback hit, a tackle for loss and a pass defended in the divisional round.

**2018 (14/14, 1/1 - Houston):** Started 14 games at linebacker and tied for the team lead with a then career-high 105 total tackles. Added five passes defended, an interception returned for a touchdown, three tackles for loss, two forced fumbles and a fumble recovery. Was inactive for two contests. Started his first career postseason contest and registered seven tackles with a pass defended.

- At New England (9/9), finished tied for second on the team with seven total tackles and a pass defended.
- At Indianapolis (9/30), recorded seven total tackles, a stop for loss and two passes defended. Passed Dunta Robinson (105) for the fourth-most total tackles by a player through his first 20 career games in franchise history.
- Against Buffalo (10/14), tallied a then career-high 13 total tackles. Ranked fifth in franchise history for the most total tackles (50) through a player's first six games of a season.
- At Jacksonville (10/21), led the team with 10 total tackles and a forced fumble. Became the first Texans player to record three consecutive games with at least 10 total tackles since DeMeco Ryans and Bernard Pollard in 2010 season.
- Against Cleveland (12/2), notched two total tackles and his first career interception that he returned 38 yards for a touchdown.
- At Philadelphia (12/23), recorded 12 total tackles and a forced fumble. Joined Kiko Alonso and Bobby Wagner as the only players in the NFL to record multiple games with at least 10 total tackles and a forced fumble in 2018.
- Against Indianapolis (1/5), posted seven total tackles, a quarterback hit, a pass defended and a special teams tackle in his postseason debut in the wild card round.

**2017 (16/13 - Houston):** Saw action in all 16 games with 13 starts as a rookie and finished second on the team with 82 total tackles, to go along with six passes defended, five tackles for loss, two quarterback hits, 1.5 sacks and a forced fumble. Finished tied for second among all NFL rookies in total tackles and fourth in franchise history among rookies. Became the first player in franchise history to record 80 total tackles and eight special teams tackles in a single season.

- Against Jacksonville (9/10), recorded four defensive tackles, a pass defended and a special teams stop in his NFL debut.
- At Cincinnati (9/14), made his first career start at linebacker and recorded four solo stops.
- Against Kansas City (10/8), made nine combined tackles and added his first career forced fumble.
- At Tennessee (12/3), notched four total tackles while producing his first career quarterback hit, first two tackles for loss and first career sack.
- Against San Francisco (12/10), posted nine tackles, including a stop for loss and a sack in consecutive weeks for the first time in his career.
- Against Pittsburgh (12/25), notched 10 total tackles, while recording a career-high three passes defended.

#### COLLEGE:

- Played three seasons (2014-16) at Vanderbilt after redshirting the 2013 campaign. Finished his Commodores career ranked third in program history with 39.5 tackles for loss and notched 295 career tackles.
- Earned coaches first-team All-SEC honors (2015-16) and was named an Associated Press First-Team All-SEC selection (2015-16).
- As a junior (2016), swept first-team All-America honors from every prestigious outlet, including Associated Press, Football Writers of America (FWAA), Walter Camp Foundation, American Football Coaches Association (AFCA), ESPN, Sports Illustrated, CBS Sports, The Sporting News and USA Today. Became just the third player in Vanderbilt history to earn first-team All-America honors from the Walter Camp Foundation. Finished the regular season leading the SEC with 125 total tackles (9.6 per game), ranking sixth nationally in 2016.
- As a sophomore (2015), played in all 12 games and earned nine starts at inside linebacker and ranked among the league leaders in numerous statistical categories, including tackles for loss, solo tackles, total tackles, forced fumbles and fumble recoveries.
- As a redshirt freshman (2014), compiled 67 total tackles, 1.5 sacks, 6.5 tackles for loss and a forced fumble.
- As a true freshman (2013), redshirted participating as a scout team linebacker.

- Majored in economics at Vanderbilt.

#### PERSONAL:

- Attended Pinson (Ala.) Valley High School where he was a senior captain and three-year starter at linebacker for the Indians. Amassed 448 total tackles during his three-year varsity career.
- Concluded his prep career by receiving Alabama 5A Lineman of the Year and Birmingham News' Lineman of the Year honors after 2012 campaign.
- As a senior (2012), earned first-team all-state honors after leading PVHS to an 8-4 record and the second round of the 5A playoffs. Contributed 194 total tackles, including 41 tackles for loss and 12 sacks along with four blocked punts during the season.
- Participated in postseason Semper Fidelis All-American Bowl.
- As junior (2011), earned all-state recognition after registering 152 tackles.
- Son of Fred and Sophie Cunningham. Has four brothers: Frederick, Ethan, Nathan and Zapheth; and two sisters, Gabriel and Danica.
- Enjoys playing the guitar.
- Follow Cunningham on Twitter and Instagram at @ZCunningham\_LB.
- Born Zachary Daniel Cunningham on Dec. 12, 1994 in Pinson, Ala.

## ZACH CUNNINGHAM'S GAME-BY-GAME

### 2017 Houston Texans

Date	Opp	W/L	P/S	Tot	Solo	Asst	Sk	- Yds	QBP	TFL	Int - Yds	-TD	PD	FF	FR - Yds	SpT
Sept 10	Jax	L	p	4	0	4	0.0	0.0	0	0	0	0	1	0	0	1
Sept 14	@ Cin	W	S	4	4	0	0.0	0.0	0	0	0	0	0	0	0	2
Sept 24	@ NE	L	S	7	3	4	0.0	0.0	0	0	0	0	0	0	0	0
Oct 1	Ten	W	S	3	2	1	0.0	0.0	0	0	0	0	0	0	0	0
Oct 8	KC	L	p	9	4	5	0.0	0.0	0	0	0	0	0	1	0	0
Oct 15	Cle	W	S	1	1	0	0.0	0.0	0	0	0	0	0	0	0	0
Oct 29	@ Sea	L	S	1	0	1	0.0	0.0	0	0	0	0	0	0	0	0
Nov 5	Ind	L	S	5	2	3	0.0	0.0	0	0	0	0	0	0	0	1
Nov 12	@ LAR	L	S	1	0	1	0.0	0.0	0	0	0	0	1	0	0	1
Nov 19	Ari	W	S	4	2	2	0.0	0.0	0	0	0	0	0	0	0	1
Nov 27	@ Bal	L	p	4	3	1	0.0	0.0	0	0	0	0	0	0	0	0
Dec 3	@ Ten	L	S	4	3	1	1.0	3.0	1	2	0	0	0	0	0	0
Dec 10	SF	L	S	9	6	3	0.5	4.5	1	2	0	0	0	0	0	0
Dec 17	@ Jax	L	S	5	4	1	0.0	0.0	0	0	0	0	1	0	0	1
Dec 25	Pit	L	S	10	7	3	0.0	0.0	0	1	0	0	0	0	0	0
Dec 31	@ Ind	L	S	11	4	7	0.0	0.0	0	1	0	0	0	0	0	1
<b>Totals</b>			<b>4-12 16/13</b>	<b>82</b>	<b>45</b>	<b>37</b>	<b>1.5</b>	<b>7.5</b>	<b>2</b>	<b>5</b>	<b>0</b>	<b>0</b>	<b>6</b>	<b>1</b>	<b>0</b>	<b>8</b>

### 2018 Houston Texans

Date	Opp	W/L	P/S	Tot	Solo	Asst	Sk	- Yds	QBP	TFL	Int - Yds	-TD	PD	FF	FR - Yds	SpT
Sept 9	@ NE	L	S	7	3	4	0.0	0.0	0	0	0	0	1	0	0	0
Sept 16	@ Ten	L	S	7	6	1	0.0	0.0	0	0	0	0	0	0	0	1
Sept 23	NYG	L	S	6	5	1	0.0	0.0	0	1	0	0	0	0	0	0
Sept 30	@ Ind	W	S	7	6	1	0.0	0.0	0	1	0	0	0	2	0	0
Oct 7	Dal	W	S	10	7	3	0.0	0.0	1	0	0	0	0	0	0	0
Oct 14	Buf	W	S	13	9	4	0.0	0.0	0	0	0	0	0	0	0	0
Oct 21	@ Jax	W	S	10	8	2	0.0	0.0	1	0	0	0	0	1	0	0
Oct 25	Mia	W	S	2	2	0	0.0	0.0	0	0	0	0	0	0	0	0
Nov 4	@ Den	W	IA													
Nov 18	@ Was	W	IA													
Nov 26	Ten	W	S	7	5	2	0.0	0.0	0	1	0	0	0	0	0	0
Dec 2	Cle	W	S	2	1	1	0.0	0.0	0	0	1	38	1	2	0	0
Dec 9	Ind	L	S	9	7	2	0.0	0.0	0	0	0	0	0	0	0	1
Dec 15	@ NYJ	W	S	7	2	5	0.0	0.0	0	0	0	0	0	0	0	0
Dec 23	@ Phi	L	S	12	7	5	0.0	0.0	0	0	0	0	0	1	0	0
Dec 30	Jax	W	S	6	5	1	0.0	0.0	0	0	0	0	0	0	1	0
<b>Totals</b>			<b>11-5 14/14</b>	<b>105</b>	<b>73</b>	<b>32</b>	<b>0.0</b>	<b>0.0</b>	<b>2</b>	<b>5</b>	<b>1</b>	<b>38</b>	<b>1</b>	<b>5</b>	<b>2</b>	<b>1</b>
<b>Playoffs</b>																
Jan 19	@ KC	L	S	5	5	0	0.0	0.0	0	0	0	0	0	1	0	0
<b>Totals</b>			<b>2-1 2/2</b>	<b>8</b>	<b>8</b>	<b>0</b>	<b>0.0</b>	<b>0.0</b>	<b>0</b>	<b>0</b>	<b>0</b>	<b>0</b>	<b>1</b>	<b>0</b>	<b>0</b>	<b>0</b>

### 2019 Houston Texans

Date	Opp	W/L	P/S	Tot	Solo	Asst	Sk	- Yds	QBP	TFL	Int - Yds	-TD	PD	FF	FR - Yds	SpT
Sept 9	@ NO	L	S	5	3	2	0.0	0.0	0	1	0	0	0	0	0	0
Sept 15	Jax	W	S	10	9	1	1.0	8.0	1	1	0	0	0	0	0	1
Sept 22	@ LAC	W	S	4	4	0	0.0	0.0	0	1	0	0	0	0	1	1
Sept 29	Car	L	S	14	8	6	0.0	0.0	0	1	0	0	0	0	0	0
Oct 6	Atl	W	S	6	1	5	0.0	0.0	0	0	0	0	0	0	0	0
Oct 13	@ KC	W	S	5	3	2	0.0	0.0	0	0	0	0	0	0	0	0
Oct 20	@ Ind	L	S	7	6	1	0.0	0.0	0	0	0	0	0	0	0	0
Oct 27	Oak	W	S	7	4	3	0.0	0.0	0	1	0	0	0	1	0	0
Nov 3	@ Jax	W	S	7	7	0	0.0	0.0	0	0	0	0	0	0	1	24
Nov 17	@ Bal	L	S	10	7	3	0.0	0.0	0	0	0	0	0	0	0	1
Nov 21	Ind	W	S	16	13	3	0.0	0.0	0	0	0	0	0	0	0	0
Dec 1	NE	W	S	7	3	4	0.5	2.0	1	0	0	0	0	0	0	0
Dec 8	Den	L	S	16	11	5	0.0	0.0	0	2	0	0	0	0	0	1
Dec 15	@ Ten	W	S	14	10	4	0.5	1.0	1	0	0	0	0	0	0	0
Dec 21	@ TB	W	S	6	6	0	0.0	0.0	0	0	0	0	0	1	0	0
Dec 29	Ten	L	S	3	0	3	0.0	0.0	0	0	0	0	0	0	0	0
<b>Totals</b>			<b>10-6 16/16</b>	<b>137</b>	<b>95</b>	<b>42</b>	<b>2.0</b>	<b>11.0</b>	<b>3</b>	<b>7</b>	<b>0</b>	<b>0</b>	<b>2</b>	<b>0</b>	<b>2</b>	<b>24</b>
<b>Playoffs</b>																
Jan 6	@ KC	W	p	3	2	1	0.0	0.0	0	0	0	0	0	0	0	0
Jan 13	@ NE	L	p	2	2	0	0.0	0.0	0	0	0	0	0	1	0	0
<b>Totals</b>			<b>1-1 2/0</b>	<b>5</b>	<b>4</b>	<b>1</b>	<b>0.0</b>	<b>0.0</b>	<b>0</b>	<b>0</b>	<b>0</b>	<b>0</b>	<b>1</b>	<b>0</b>	<b>0</b>	<b>0</b>

### 2020 Houston Texans

Date	Opp	W/L	P/S	Tot	Solo	Asst	Sk	- Yds	QBP	TFL	Int - Yds	-TD	PD	FF	FR - Yds	SpT
Sept 10	@ KC	L	S	7	5	2	0.0	0.0	0	0	0	0	0	0	0	0
Sept 20	Bal	L	S	15	11	4	1.0	8.0	1	1	0	0	0	0	0	0
Sept 27	@ Pit	L	S	11	8	3	0.0	0.0	0	0	0	0	0	0	0	0
Oct 4	Min	L	S	10	7	3	0.0	0.0	0	0	0	0	0	0	0	0
Oct 11	Jax	W	S	10	7	3	1.0	1.0	1	2	0	0	0	0	0	0
Oct 18	@ Ten	L	S	7	2	5	0.0	0.0	0	0	0	0	0	0	0	0
Oct 25	GB	L	S	11	4	7	0.0	0.0	0	0	0	0	0	0	0	0
Nov 8	@ Jax	W	S	7	5	2	1.0	7.0	1	1	0	0	0	1	0	0
Nov 15	@ Cle	L	S	13	8	5	0.0	0.0	0	0	0	0	0	0	0	1
Nov 22	NE	W	S	9	7	2	0.0	0.0	1	0	0	0	0	0	0	0
Nov 26	@ Det	W	S	9	6	3	0.0	0.0	0	0	0	0	0	0	0	0
Dec 6	Ind	L	S	9	5	4	0.0	0.0	0	0	0	0	0	0	0	0
Dec 13	@ Chi	L	S	8	4	4	0.0	0.0	0	1	0	0	0	1	0	0
Dec 20	@ Ind	L	S	10	9	1	0.0	0.0	0	1	0	0	0	0	0	0
Dec 27	Cin	L	S	14	9	5	0.0	0.0	0	0	0	0	0	0	0	0
Jan 3	Ten	L	S	13	8	5	0.0	0.0	0	1	0	0	0	0	1	0
<b>Totals</b>			<b>4-12 16/16</b>	<b>163</b>	<b>105</b>	<b>58</b>	<b>3.0</b>	<b>16.0</b>	<b>4</b>	<b>7</b>	<b>0</b>	<b>0</b>	<b>2</b>	<b>1</b>	<b>0</b>	<b>1</b>

### 2021 Houston Texans

Date	Opp	W/L	P/S	Tot	Solo	Asst	Sk	- Yds	QBP	TFL	Int - Yds	-TD	PD	FF	FR - Yds	SpT
Sept 12	Jax	W	S	7	3	4	0.0	0.0	0	0	0	0	1	0	0	0
Sept 19	@ Cle	L	p	7	2	5	0.0	0.0	0	0	0	0	0	0	0	0
Sept 23	Car	L	S	14	6	8	0.0	0.0	0	0	0	0	0	0	0	0
Oct 3	@ Buf	L	R/C													
Oct 10	NE	L	S	3	2	1	0.0	0.0	0	0	0	0	0	1	0	0
Oct 17	@ Ind	L	p	4	3	1	0.0	0.0	0	0	0	0	0	0	0	0
Oct 24	@ Ari	L	S	1	1	0	0.0	0.0	0	1	0	0	0	0	0	0
Oct 31	LAR	L	p	4	1	3	0.0	0.0	0	0	0	0	0	0	0	0
Nov 7	@ Mia	L	S	8	2	6	0.0	0.0	1	0	0	0	0	0	0	0
Nov 21	@ Ten	W	S	11	6	5	0.0	0.0	0	1	0	0	0	1	1	0
Nov 28	NYJ	L	S	8	6	2	0.0	0.0	0	2	0	0	0	0	0	0
Dec 5	Ind	L	IA													
<b>Totals</b>			<b>2-10 10/7</b>	<b>67</b>	<b>32</b>	<b>35</b>	<b>0.0</b>	<b>0.0</b>	<b>1</b>	<b>4</b>	<b>0</b>	<b>0</b>	<b>3</b>	<b>1</b>	<b>0</b>	<b>0</b>

### 2021 Tennessee Titans

Date	Opp	W/L	P/S	Tot	Solo	Asst	Sk	- Yds	QBP	TFL	Int - Yds	-TD	PD	FF	FR - Yds	SpT
Dec 12	Jax	W	IA													
Dec 19	@ Pit	L	S	6	4	2	0.0	0.0	0	0	0	0	0	0	0	0
Dec 23	SF	W	S	4	4	0	0.0	0.0	0	1	0	0	0	0	0	0
Jan 2	Mia	W	S	6	4	2	0.0	0.0	0	0	0	0	0	0	0	0
Jan 9	@ Hou	W	S	9	6	3	0.0	0.0	0	2	0	0	0	0	0	1
<b>Totals</b>			<b>4-1 4/4</b>	<b>25</b>	<b>18</b>	<b>7</b>	<b>0.0</b>	<b>0.0</b>	<b>0</b>	<b>3</b>	<b>0</b>	<b>0</b>	<b>0</b>	<b>0</b>	<b>0</b>	<b>1</b>
<b>Playoffs</b>																
Jan 22	Cin	L	S													



## ZACH CUNNINGHAM'S NFL STATISTICS

REGULAR SEASON				TACKLES							INTERCEPTIONS					FUMBLES			
Year	Team	GP	GS	Tot	Solo	Asst	Sk	Yds	QBP	TFL	No	Yds	Lg	TD	PD	FF	FR	Yds	SpT
2017	Houston	16	13	82	45	37	1.5	7.5	2	5	0	0	0	0	6	1	0	0	8
2018	Houston	14	14	105	73	32	0.0	0.0	2	3	1	38	38t	1	5	2	1	0	2
2019	Houston	16	16	137	95	42	2.0	11.0	3	7	0	0	0	0	2	0	2	24	5
2020	Houston	16	16	163	105	58	3.0	16.0	4	7	0	0	0	0	2	1	0	0	1
2021	HST/TEN	14	11	92	50	42	0.0	0.0	1	7	0	0	0	0	3	1	0	0	1
<b>NFL Totals</b>		<b>76</b>	<b>70</b>	<b>579</b>	<b>368</b>	<b>211</b>	<b>6.5</b>	<b>34.5</b>	<b>12</b>	<b>29</b>	<b>1</b>	<b>38</b>	<b>38t</b>	<b>1</b>	<b>18</b>	<b>5</b>	<b>3</b>	<b>24</b>	<b>17</b>

PLAYOFFS				TACKLES							INTERCEPTIONS					FUMBLES			
Year	Team	GP	GS	Tot	Solo	Asst	Sk	Yds	QBP	TFL	No	Yds	Lg	TD	PD	FF	FR	Yds	SpT
2018	Houston	1	1	7	5	2	0.0	0.0	1	0	0	0	0	0	1	0	0	0	1
2019	Houston	2	2	16	10	6	0.0	0.0	1	2	0	0	0	0	2	0	0	0	0
2021	Tennessee	1	1	10	8	2	0.0	0.0	0	1	0	0	0	0	0	0	0	0	0
<b>NFL Totals</b>		<b>4</b>	<b>4</b>	<b>33</b>	<b>23</b>	<b>10</b>	<b>0.0</b>	<b>0.0</b>	<b>2</b>	<b>3</b>	<b>0</b>	<b>0</b>	<b>0</b>	<b>0</b>	<b>3</b>	<b>0</b>	<b>0</b>	<b>0</b>	<b>1</b>

### Single-Game Highs

Tackles - 16 (Twice, last vs. Denver 12/8/19)  
 Sacks - 1 (Five times, last at Jacksonville 11/8/20)  
 Interceptions - 1 vs. Cleveland (12/2/18)  
 Passes Defensed - 3 vs. Pittsburgh (12/25/17)  
 Forced Fumble - 1 (Five times, last at Tennessee 11/21/21)  
 Fumble Recovery - 1 (Three times, last at Jacksonville 11/3/19)  
 Special Teams Tackles - 2 at Cincinnati (9/14/17)

### Playoff Single-Game Highs

Tackles - 10 vs. Cincinnati (1/22/22)  
 Tackles For Loss - 1 vs. Cincinnati (1/22/22)  
 Passes Defensed - 1 (Three times, last at Kansas City 1/12/20)  
 Special Teams Tackles - 1 vs. Indianapolis (1/5/19)

### Additional Statistics

Touchdowns - 1 (38-yard interception return vs. Cleveland, 12/2/18)



# 64 NATE DAVIS

**OFFENSIVE LINEMAN • 6'3" • 316 LBS • COLLEGE: CHARLOTTE**  
**ACQUIRED: 3RD ROUND - 2019**  
**NFL EXPERIENCE (NFL/TITANS): 4/4 • HOMETOWN: ASHBURN, VA.**  
**GAMES PLAYED/GAMES STARTED: 43/42 (PLAYOFFS: 5/5)**



**PRO:** The Titans selected Nate Davis in the third round (82nd overall) of the 2019 NFL Draft. The 6-foot-3-inch, 316-pounder brings quick feet and physicality to the trenches of the offensive line. The Ashburn, Va., native started 42 games during his first three NFL seasons with an additional five playoff starts. The Titans finished in the NFL's top five in rushing in each of those three campaigns.

#### CAREER HIGHLIGHTS:

- In 2020, Davis started all 16 games at right guard as part of an offense that tied for the second-overall ranking in the NFL (396.4 yards per game), finished second in rushing (168.1), and allowed the sixth-fewest sacks (25). Davis helped pave the way for Derrick Henry to produce the NFL's eighth all-time 2,000-yard rushing season (2,027).
- As a rookie in 2019, Davis appeared in 13 games with 12 starts at right guard, assuming starting duties in Week 5. Davis also started all three playoff games.

#### TITANS TIDBITS:

- Growing up, Davis was 'always a pretty big kid.' He played on the offensive or defensive line during Pop Warner, and estimates that in the fourth grade he weighed around 200 pounds.
- Davis was invited to the 2019 Senior Bowl, which he credits for helping him during the draft process. He went head-to-head with defensive linemen from larger conferences, and as an athlete from a smaller conference, he credits his performance at the Senior Bowl for helping put his name into the conversation ahead of the draft.
- Davis' father purchased him a fishing rod as a child and would take him to the pond near their home in Ashburn, Va., to fish and relax.
- Davis is a car enthusiast who has a knack for identifying the year, make and model of a car. He lists his dream car as a Rolls-Royce.

#### CAREER TRANSACTIONS:

- The Ashburn, Va., native was selected by the Titans in the third round (82nd overall) of the 2019 NFL Draft.

#### SEASON RECAPS:

**2021 (14/14, 1/1):** Started 14 games at right guard and blocked for the NFL's fifth-ranked rushing attack. Was inactive for three contests. Started the postseason contest at right guard.

- At Seattle (9/19), started at right guard and helped open holes for Derrick Henry to rush for 182 yards.
- Against Indianapolis (9/26), started at right guard and blocked for Titans' rushers to gain 180 yards on the ground.
- At Jacksonville (10/10), started at right guard and helped block for Derrick Henry to amass 130 yards on the ground with three rushing touchdowns.
- Against Buffalo (10/18), started at right guard and was a part of an offensive front that did not allow a sack on 29 pass attempts. Helped open holes for Derrick Henry to amass 143 rushing yards and three scores on 23 carries.
- Against Kansas City (10/24), started at right guard and helped block for an offense that registered 369 total yards while only allowing one sack on 28 pass attempts.
- At Indianapolis (10/31), started at right guard and helped the offense amass 340 total yards in the victory. Left the game late in the third quarter with an injury.
- At Pittsburgh (12/19), started at right guard and helped block for Titans' ball carriers to amass 201 rushing yards.
- Against San Francisco (12/23), started at right guard. Helped the Titans

convert a season-high nine third downs on 16 attempts in the game, while scoring on four of its five possessions in the second half.

- Against Miami (1/2), started at right guard and helped open holes for Titans' ball carriers to gain 198 yards on the ground with two rushing scores.
- At Houston (1/9), started at right guard and helped block for an offense that registered 405 total yards while only allowing one sack on 32 pass attempts.
- Against Cincinnati (1/22), started at right guard and helped open holes for Titans' rushers to amass 140 yards on the ground on 27 carries.

**2020 (16/16, 1/1):** Started all 16 games at right guard and helped Derrick Henry become the eighth player in NFL history to eclipse 2,000 rushing yards in a season. Started the postseason contest at right guard.

- At Denver (9/14), started at right guard and was a part of an offensive front that allowed the Titans to amass 377 total yards. Member of a line that allowed just one sack on 43 pass attempts.
- Against Buffalo (10/13), started at right guard and was a part of an offensive line that blocked for Titans' rushers to gain 139 yards on the ground while not allowing a sack on 28 pass attempts.
- Against Houston (10/18), started at right guard and helped the offense become the first unit in NFL history to have a passer reach 350 yards (364 by Ryan Tannehill) and a rusher reach 200 yards (212 by Derrick Henry) in a game.
- At Cincinnati (11/1), started at right guard and blocked for Titans' rushers to gain 218 yards on 29 carries.
- At Indianapolis (11/29), started at right guard and blocked for Titans' rushers to gain 229 yards on 45 carries. Member of an offensive front that allowed just one sack on 22 pass attempts.
- At Jacksonville (12/13), started at right guard and helped open holes for Titans' rushers to gain 249 yards on the ground, including a 215-yard performance by Derrick Henry.
- Against Detroit (12/20), started at right guard and helped block for Titans' ball carriers to gain 195 yards and score three touchdowns on the ground.
- At Houston (1/3), started at right guard and blocked for Derrick Henry to gain a franchise-record 250 rushing yards in the Titans' division-clinching victory and in the process become the eighth player in NFL history to eclipse 2,000 rushing yards in a season.
- Against Baltimore (1/10), started at right guard.

**2019 (13/12, 3/3):** Played in 13 games with 12 starts at right guard and helped Derrick Henry lead the NFL with 1,540 rushing yards. Was inactive for the first three regular season contests. Started all three postseason contests at right guard. Appeared in his first career NFL contest at Atlanta (9/29/19). Made his first career NFL start against Buffalo (10/6/19).

- At Atlanta (9/29), made his NFL debut as a reserve at right guard. Was a part of an offensive front that did not allow a sack on 27 pass attempts, while opening holes for Titans' ball carriers to gain 138 yards on the ground.
- Against Buffalo (10/6), started his first career NFL contest at right guard.
- Against Kansas City (11/10), started at right guard and helped open holes for Titans' rushers to gain 225 yards on the ground.
- Against Jacksonville (11/24), started at right guard and blocked for Titans' ball carriers to gain 219 rushing yards.
- At Indianapolis (12/1), started at right guard and helped open holes for Derrick Henry to collect 149 rushing yards on 26 carries.
- At Oakland (12/8), started at right guard and was a part of an offensive front that blocked for Titans' ball carriers to gain 161 yards on the ground, while also not allowing a sack on 27 pass attempts.
- Against Houston (12/15), started at right guard and was a member of an

offensive line that opened holes for Titans' rushers to gain 163 yards on the ground.

- Against New Orleans (12/22), started at right guard and helped the Titans amass 149 rushing yards on 26 carries.
- At Houston (12/29), started at right guard and was a part of an offensive front that blocked for Derrick Henry to amass 211 yards on the ground and become the NFL's leading rusher in 2019.
- At New England (1/4), started at right guard in his first career postseason game and was a member of an offensive front that opened holes for Derrick Henry to collect 182 yards on the ground.
- At Baltimore (1/11), started at right guard and was a part of an offensive line that blocked for Derrick Henry to collect a franchise postseason record 195 rushing yards.

#### COLLEGE:

- In four seasons at Charlotte (2015-18), Davis appeared in 41 career games with 37 starts. A four-year starter on the offensive line, Davis started at guard from 2015-17 before switching to right tackle for his senior season in 2018.
- As a senior (2018), appeared in eight games with seven starts at tackle. Blocked for the league's fifth-best rushing attack which averaged 159.9 yards per game. Helped create lanes for running back Benny LeMay to record a 1,000-yard season. Earned First Team All-C-USA recognition by Phil Steele and Second Team All-C-USA recognition by the league's coaches. Named Charlotte's Best Offensive Player for 2018 by SB Nation.
- As a junior (2017), started all 12 games at right guard. Helped the 49ers rushing offense rank eighth in C-USA, averaging 166.2 yards per game. Was part of an offensive line that ranked fifth in sacks allowed with 22. Earned Honorable Mention All-C-USA honors.
- As a sophomore (2016), saw action in nine games with eight starts at right guard and helped the 49ers run game rank sixth in C-USA averaging 176.2 yards per game. Earned Honorable Mention All-C-USA honors.
- As a freshman (2015), appeared in all 12 games with 10 starts at right guard.
- Redshirted in 2014.
- Majored in Africana studies and minored in American studies at Charlotte.

#### PERSONAL:

- Attended Stone Bridge (Va.) High School and was a first team all-state and 5A North All-Region First Team lineman. Davis was a four-year letterman in high school.
- Helped lead the Bulldogs to a Liberty District Championship as a senior in 2014.
- In 2013, he was named team MVP, captain, and first team All-Liberty conference en route to helping the Bulldogs win the Virginia AAA Div. 5 Championship.
- Has one older sister, Kimberley.
- Son of Ken and Natalie Davis.
- Follow Davis on Twitter at @Nate\_Davis73.
- Follow Davis on Instagram at @Nate.Davis64.
- List of favorites: (TV show) "Black-ish"; (movie) "The Dark Knight"; (musician) Drake; (food) chicken wings; and (dessert) ice cream.
- Born Nathaniel Matthew Eugene Davis on Sept. 23, 1996 in York, Maine.

## NATE DAVIS' NFL STATISTICS

### REGULAR SEASON

Year	Team	GP	GS
2019	Tennessee	13	12
2020	Tennessee	16	16
2021	Tennessee	14	14
<b>NFL Totals</b>		<b>43</b>	<b>42</b>

### PLAYOFFS


Year	Team	GP	GS
2019	Tennessee	3	3
2020	Tennessee	1	1
2021	Tennessee	1	1
<b>NFL Totals</b>		<b>5</b>	<b>5</b>

### Starts Breakdown:

2019 - RG 12 (Playoffs - RG 3); 2020 - RG 16 (Playoffs - RG 1); 2021 - RG 14 (Playoffs - RG 1)

### Additional Career Statistics

Misc. Tackles - 3 (2019), 1 (2021)



# 69 CHRISTIAN DILAURO

**TACKLE • 6'6" • 300 LBS • COLLEGE: ILLINOIS**  
**ACQUIRED: FREE AGENT - 2021 • NFL EXPERIENCE (NFL/TITANS): 1/1**  
**HOMETOWN: UNIONTOWN, OHIO**  
**GAMES PLAYED/GAMES STARTED: 1/0 (PLAYOFFS: 0/0)**



**PRO:** The Titans signed tackle Christian DiLauro to the roster during the 2021 offseason to provide depth and competition along the offensive line. In his first season with the Titans in 2021, DiLauro made his NFL debut and appeared in one game as a reserve on special teams. He spent majority of the season on the practice squad. The 6-foot-6-inch, 300-pounder originally signed with the Cleveland Browns as an undrafted free agent following the 2018 NFL Draft and then spent most of his rookie campaign on the San Francisco 49ers' practice squad. In 2019, he spent most of the season with the Pittsburgh Steelers after a stint with the Houston Texans, and he remained with the Steelers through training camp in 2020. The Uniontown, Ohio, native played in 48 games with 38 starts during his career at the University of Illinois.

#### TITANS TIDBITS:

- His father, Matt, and his uncle, Joe, both played collegiate football at Toledo.
- The Wounded Warrior Project has special meaning to him due to his grandfather being a veteran.
- He lists "How I Met Your Mother" as his favorite TV show.

#### CAREER TRANSACTIONS:

- The Uniontown, Ohio, native originally signed with the Cleveland Browns as a rookie free agent on May 4, 2018.
- Waived by the Browns on Sept. 1, 2018 and signed to the Browns' practice squad the following day.
- Released by the Browns on Sept. 4, 2018.
- Signed by the San Francisco 49ers to the team's practice squad on Sept. 26, 2018.
- Re-signed by the 49ers on Dec. 31, 2018.
- Waived by the 49ers on Aug. 21, 2019.
- Signed by the Houston Texans on Aug. 25, 2019.
- Waived by the Texans on Aug. 31, 2019.
- Signed to the Texans' practice squad on Sept. 25, 2019.
- Released by the Texans on Oct. 1, 2019.
- Signed by the Pittsburgh Steelers to the team's practice squad on Oct. 15, 2019.
- Re-signed by the Steelers on Dec. 30, 2019.
- Waived by the Steelers on Sept. 5, 2020.
- Signed by the Titans as a free agent on May 26, 2021.
- Waived by the Titans on Aug. 31, 2021 and signed to the team's practice squad a day later.
- Released by the Titans from the practice squad on Sept. 10, 2021 and re-signed to the practice squad three days later.
- Released by the Titans from the practice squad on Sept. 17, 2021 and re-signed to the practice squad three days later.
- Activated from the practice squad to the active roster standard elevation on Dec. 23, 2021.

#### SEASON RECAPS:

**2021 (1/0 - Tennessee):** Saw action as a reserve in one contest. Was on and off the Titans' practice squad for the first two weeks of the season before spending the remaining 14 weeks on the practice squad. Made his NFL debut against San Francisco (12/23/21).

- Against San Francisco (12/23), made his NFL debut as a reserve on special teams.

**2019 (0/0 - Houston; 0/0 - Pittsburgh):** Spent time on the practice squads of the Houston Texans and Pittsburgh Steelers.

**2018 (0/0 - San Francisco):** Spent the final 13 games of the season on the 49ers' practice squad.

#### COLLEGE:

- Started 38 of 48 games played at Illinois, seeing action at both the guard and tackle positions. Started 31 straight games from 2014 to 2017.
- Played in all 12 games with seven starts as a senior in 2017.
- Started all 12 games at tackle as a junior in 2016. Named to Athlon Sports preseason All-Big Ten third team.
- Started all 12 games at right tackle as a sophomore in 2015.
- Named to ESPN.com's Big Ten All-Freshman team and named an Academic All-Big Ten honoree in 2014. Saw action in 12 games, including starts at right tackle in the final seven contests.
- Redshirted the 2013 season after enrolling early to participate in 2013 spring practices.
- Earned his degree in agricultural accounting from Illinois.

#### PERSONAL:

- Attended Green (Ohio) High School, where he earned first team All-Suburban League honors as a junior and second team as a senior. Awarded honorable mention All-Northeast Ohio as a senior. Played tight end and defensive line.
- As a senior, recorded 21 receptions for 198 yards and one touchdown, along with 27 tackles, one interception and two pass breakups.
- As a junior, logged 19 receptions for 290 yards and one score with 37 tackles and two sacks.
- Also was first team All-Suburban League in track and field as a junior in shot put and discus.
- Son of Matt and Shawna DiLauro.
- Enjoys golfing, baseball and playing Fortnite.
- Follow DiLauro on Twitter and Instagram at @cjdilauro67.
- Born Christian Joseph DiLauro on Nov. 11, 1994.

## CHRISTIAN DILAURO'S NFL STATISTICS

### REGULAR SEASON


Year	Team	GP	GS
2018	CLE/SF	PS	PS
2019	HOU/PIT	PS	PS
2021	Tennessee	1	0
<b>NFL Totals</b>		<b>1</b>	<b>0</b>





# 48 BUD DUPREE

**OUTSIDE LINEBACKER • 6'4" • 269 LBS • COLLEGE: KENTUCKY**  
**ACQUIRED: UNRESTRICTED FREE AGENT (PIT) - 2021**  
**NFL EXPERIENCE (NFL/TITANS): 8/2 • HOMETOWN: IRWINTON, GA.**  
**GAMES PLAYED/GAMES STARTED: 92/72 (PLAYOFFS: 7/6)**



**PRO:** The Titans entered the 2021 NFL free agency period looking to add pass rushing talent and an edge presence from the outside linebacker spot in their 3-4 defensive alignment. The club found just that when they signed veteran Bud Dupree as an unrestricted free agent on March 19, 2021. The 6-foot-4-inch, 269-pounder returned from a season-ending injury with the Pittsburgh Steelers in 2020 to play in 11 games with six starts and totaled 17 tackles, three sacks, 15 quarterback pressures and one forced fumble during his first season in Tennessee. Prior to joining the Titans, Dupree registered 39.5 career sacks and 64 quarterback hits in six seasons (2015-20) with the Steelers. The University of Kentucky product was originally drafted by the Steelers in the first round (22nd overall) of the 2015 NFL Draft.

#### CAREER HIGHLIGHTS:

- In 2021, Dupree posted a single-game postseason career-best with one sack.
- In 2019, Dupree set a single-season career-high and ranked tied for ninth in the NFL with 11.5 sacks. He also set a single-season career-high and ranked tied for fourth in the NFL with 16 tackles for loss.
- In 2018, Dupree collected 42 tackles, 5.5 sacks, 13 quarterback hits, three passes defended, a forced fumble and an interception returned for a touchdown.
- Dupree finished his Steelers career with 39.5 sacks, which is the 10th most in franchise history.

#### TITANS TIDBITS:

- During the offseason, Dupree hosts an annual charity weekend in his home state of Georgia with the aim of raising money to alleviate families of financial burdens when a child is facing medical issues. Events include a celebrity basketball game, which has included members of the Harlem Globetrotters, as well as 'Riding for a Cause,' which in one year alone raised \$30,000 for Macon Children's Hospital and single-mother homes. The weekend began in his home county, Wilkinson County, but as participated grew, Dupree relocated the weekend to Macon, Ga.
- Dupree has a street named after him, Bud Dupree Drive, in his hometown of Toombsboro, Ga.
- Dupree wore uniform No. 2 at the University of Kentucky because: "I'm trying to be No. 1, but I am working like I am No. 2."

#### CAREER TRANSACTIONS:

- The Irwinton, Ga., native was selected by the Pittsburgh Steelers in the first round (22nd overall) of the 2015 NFL Draft.
- Signed by the Steelers as the franchise tag player on April 23, 2020.
- Signed by the Titans as an unrestricted free agent on March 19, 2021.

#### SEASON RECAPS:

**2021 (11/6, 1/0 - Tennessee):** Played in 11 games with six starts at outside linebacker in his first season with the Titans. Ranked fourth on the team with three sacks and fifth on the squad with 15 quarterback pressures. Notched 17 tackles, including two stops for loss, a pass defended and a forced fumble. Was inactive for two games and did not play in another contest. Placed on injured reserve on Nov. 20 and missed three games before being activated from injured reserve designated to return on Dec. 18. Saw action as a reserve in the postseason contest and registered two tackles, including a sack and two quarterback pressures. Tied for the team lead in sacks twice in 2021 (at PIT, vs. SF). Tied for the team lead in passes defended once in 2021 (vs. BUF).

- Against Arizona (9/12), made his Titans debut as a starter at outside

linebacker. Collected a solo tackle and a quarterback pressure.

- Against Buffalo (10/18), saw significant action as a reserve at outside linebacker and registered two tackles, a quarterback pressure and a pass defended. Batted back a pass intended for Cole Beasley in the fourth quarter.
- Against Kansas City (10/24), played as a reserve at outside linebacker and collected a sack, a forced fumble and two quarterback pressures. Ended the Chiefs' first possession by dropping Patrick Mahomes for a seven-yard sack and forcing a fumble that was recovered by Kansas City on third-and-seven in the first quarter.
- At Indianapolis (10/31), saw significant action as a reserve at outside linebacker and posted two tackles and a quarterback pressure. Pressured Carson Wentz causing him to throw a pick-six to Elijah Molden late in the fourth quarter.
- At L.A. Rams (11/7), played as a reserve at outside linebacker and tallied a quarterback pressure. Ended a Rams' drive by pressuring Matthew Stafford and causing an errant throw on fourth-and-one in the fourth quarter.
- At Pittsburgh (12/19), started at outside linebacker against his former team and notched two tackles, including a sack and two quarterback pressures. Dropped Ben Roethlisberger for a nine-yard sack early in the third quarter.
- Against San Francisco (12/23), started at outside linebacker and tallied four tackles, including a sack and two quarterback pressures. Stonewalled Jeff Wilson Jr. for no gain on a rush off right end in the second stanza. Dropped Jimmy Garoppolo for a nine-yard sack early in the fourth quarter.
- At Houston (1/9), started at outside linebacker and compiled three tackles and two quarterback pressures. Combined with Larrell Murchison to stop David Johnson for no gain on a rush off left guard in the first quarter.
- Against Cincinnati (1/22), saw significant action as a reserve at outside linebacker and posted two tackles, including a sack and two quarterback pressures. Ended a Bengals' drive by dropping Joe Burrow for a 16-yard sack on third-and-three in the fourth quarter.

**2020 (11/11, 0/0 - Pittsburgh):** Started 11 games before an injury ended his season. Posted 31 tackles and ranked second on the team in forced fumbles (two), third in sacks (eight), fourth in tackles for loss (eight) and fourth in quarterback hits (15). Placed on injured reserve on Dec. 3.

- At N.Y. Giants (9/14), finished the game with four tackles, two tackles for loss, a quarterback hit and a pass defended. Deflected a pass from Daniel Jones that was picked off in the end zone by Cameron Heyward.
- Against Denver (9/20), registered two tackles, three quarterback hits and strip-sacked Drew Lock in the first quarter, which resulted in a Steelers' takeaway and led to a touchdown for Pittsburgh on the ensuing drive.
- Against Houston (9/27), recorded two tackles, 1.5 sacks and two quarterback hits. Collected his fourth multi-sack game of his career.
- Against Philadelphia (10/11), registered two tackles, two quarterback hits and split a sack of Carson Wentz with Stephon Tuitt.
- Against Cleveland (10/18), registered the fifth multi-sack game of his career, taking down Baker Mayfield twice. Surpassed Kevin Greene and Lawrence Timmons to take over 10th-place on the Steelers' all-time sacks list.
- At Baltimore (11/1), registered four solo tackles and strip-sacked Lamar Jackson in the first quarter at the Steelers' 13-yard line.
- Against Cincinnati (11/15), notched three tackles, two quarterback hits, a tackle for loss and a sack. Sacked Joe Burrow for a seven-yard loss in the fourth quarter on third down.
- At Jacksonville (11/22), posted three tackles, two quarterback hits, a tackle for loss and a nine-yard sack of Jake Luton.

- Against Baltimore (12/2), recorded five solo tackles and two tackles for loss. Left the game in the fourth quarter with an injury and did not return.

**2019 (16/16 - Pittsburgh):** Started all 16 games for the first time in his career and recorded career-highs in tackles (68), solo tackles (49), sacks (11.5 – marking his first career double-digit sack season), quarterback hits (17), tackles for loss (16), passes defended (three – tied in 2018), forced fumbles (four) and fumble recoveries (two). Ranked either first or second on the team in sacks (second), tackles for loss (first) and forced fumbles (second). His 11.5 sacks ranked ninth in the NFL in 2019. His 16 tackles for loss ranked fourth in the NFL in 2019. T.J. Watt (14.5) and Dupree (11.5) were one of three duos in the NFL with at least 11.5 sacks apiece in 2019. Watt and Dupree along with Aaron Donald and Dante Fowler were the only two sets of teammates in the NFL with at least 11.5 sacks, 16 quarterback hits and 14 tackles for loss apiece in 2019. Watt and Dupree became the sixth Steelers tandem in franchise history with 10 or more sacks in a single season and first since James Harrison (10.5) and LaMarr Woodley (10.0) in 2010.

- At New England (9/8), registered a seven-yard sack of Tom Brady in the third quarter and registered four solo tackles, including two tackles for loss.
- Against Cincinnati (9/30), posted six tackles and recorded a strip-sack of Andy Dalton that was recovered by T.J. Watt in the second quarter.
- Against Baltimore (10/6), produced five tackles and recorded a sack for the second week in a row, taking down Lamar Jackson in overtime to set up third-and-long for the Ravens.
- Against Miami (10/28), tallied five tackles and sacked Ryan Fitzpatrick in the second quarter.
- Against Indianapolis (11/3), recorded three solo tackles, three quarterback hits, two sacks, two tackles for loss, a forced fumble and a fumble recovery. Became the fourth player in the NFL this season to have at least two sacks, a forced fumble, a fumble recovery and three quarterback hits in the same game (joining Chandler Jones, Arizona; Nick Bosa, San Francisco; and teammate T.J. Watt). Recorded the second multiple sack game of his career (had 2.5 sacks at Buffalo on Dec. 11, 2016).
- At Cleveland (11/14), recorded four tackles, including two tackles for loss.
- At Cincinnati (11/24), posted two solo tackles, a tackle for loss and strip-sacked Ryan Finley, recovering his own forced fumble, within three minutes of the end of the game to seal the Steelers' win.
- Against Cleveland (12/1), registered six tackles, 1.5 sacks, two quarterback hits, a pass defended and a forced fumble.
- At Arizona (12/8), posted five tackles, three tackles for loss and a four-yard sack of Kyler Murray.
- At N.Y. Jets (12/22), tallied seven tackles, with two tackles for loss and added a one-yard sack of Sam Darnold, registering the first double-digit sack season of his NFL career.
- At Baltimore (12/29), registered four solo tackles with a tackle for loss, two quarterback hits and a sack of Robert Griffin III.

**2018 (16/15 - Pittsburgh):** Played in all 16 games with 15 starts and recorded a then career-high 42 tackles. Added 5.5 sacks, 13 quarterback hits, three passes defended, a forced fumble and an interception, which he returned for a touchdown.

- At Cleveland (9/9), registered a sack and forced fumble on Tyrod Taylor on the final play of the first half.
- At Tampa Bay (9/24), picked off Ryan Fitzpatrick in the second quarter and returned the first interception of his NFL career 10 yards for a touchdown. Added a four-yard sack in the third quarter.
- Against Baltimore (9/30), sacked Joe Flacco in the second quarter for a six-yard loss.
- At Baltimore (11/4), split a sack with Vince Williams of Joe Flacco in the third quarter.
- Against Carolina (11/8), brought down Cam Newton for an 11-yard sack in the third quarter.
- At Oakland (12/9), recorded five tackles and brought down Derek Carr for a seven-yard sack, the 20th of his NFL career.

**2017 (15/15, 1/1 - Pittsburgh):** Started 15 games at outside linebacker and recorded 40 tackles and a then career-high six sacks. Added seven quarterback hits, a pass defended and a fumble recovery. Was inactive for the regular season opener. Started the postseason contest and tallied four tackles.

- Against Minnesota (9/17), made his season debut and recorded a sack of Case Keenum for a loss of 11 yards.
- Against Cincinnati (10/22), posted his third sack of the season, bringing down Andy Dalton for a loss of 13 yards in the fourth quarter.

- At Indianapolis (11/12), totaled four tackles, a 13-yard sack of Jacoby Brissett and three tackles for loss.

- At Cincinnati (12/4), established a single-season career high with his fifth sack, bringing down Andy Dalton in the fourth quarter.
- At Houston (12/25), made six tackles and recovered a fumble forced by Cameron Heyward in the second quarter, the first defensive fumble recovery of his NFL career.

**2016 (7/4, 3/3 - Pittsburgh):** Saw action in seven games with four starts and posted 24 tackles, 4.5 sacks, six quarterback hits, a forced fumble and a pass defended. Was activated from the team's reserve/injured; designated for return list on Nov. 19. Led all AFC linebackers with 4.5 sacks in December/January. Started all three postseason contests and recorded 15 tackles, a half sack and a pass defended.

- At Buffalo (12/11), made his first start of the season and recorded his first career multi-sack game (2.5), taking down Tyrod Taylor.
- Against Baltimore (12/25), collected four tackles, including a six-yard sack of Joe Flacco.
- Against Cleveland (1/1), recorded a sack and forced fumble on Robert Griffin III.
- Against Miami (1/8), split a sack with James Harrison in the AFC Wild Card game.

**2015 (16/5, 2/2 - Pittsburgh):** Played in all 16 games with five starts as a rookie and registered 26 tackles, four sacks, six quarterback hits and a pass defended. His four sacks tied for fifth among NFL rookies. Became the first rookie since 2013 to record at least one sack in each of his first two NFL games. Started both postseason contests and collected six tackles. Earned the Joe Greene Great Performance Award given annually to the Steelers' top rookie. Named to Gil Brandt's 2015 NFL All-Rookie Team and was selected to the PFWA's All-AFC Team.

- At New England (9/10), made his NFL debut, recording his first career sack on Tom Brady in the first quarter.
- Against San Francisco (9/20), recorded his second sack of the season becoming the first Steelers rookie to have sacks in back-to-back games since 2007 (LaMarr Woodley).
- At San Diego (10/12), collected two tackles and sacked Philip Rivers for a four-yard loss.
- Against Cincinnati (11/1), brought down Andy Dalton for a sack, tying LaMarr Woodley for the third-most sacks by a Steelers rookie since sacks became an official statistic in 1982.
- At Seattle (11/29), made his first career NFL start at outside linebacker and posted a tackle.

#### COLLEGE:

- Played in 47 games with 38 starts at Kentucky (2011-14) and finished with 247 tackles, 23.5 sacks, 38.0 tackles for loss and four forced fumbles.
- Ranked second in Wildcat history at the time he left school with 23.5 career sacks.
- Earned All-SEC honorable mention each of his final three seasons (2012-14), playing both defensive end and linebacker throughout his Kentucky career. Finished in the top-10 in the SEC in quarterback sacks three straight years (2012-14).
- As a senior (2014), was voted team captain and started all 12 games. Notched 74 tackles, 12.5 tackles for loss, eight sacks and his first career interception which he returned for a game-winning touchdown.
- As a junior (2013), started all 11 games he played and finished second on the team with 61 tackles, adding a team-best 9.5 tackles for loss and seven sacks. Also forced two fumbles, had three quarterback hurries and a pass breakup. Had a tackle for loss or a sack in eight of the 11 games and finished the season sixth in the SEC in sacks.
- As a sophomore (2012), started all 12 games and totaled 91 tackles, which ranked 10th in the SEC. Posted 12.5 tackles for loss and 6.5 quarterback sacks, ranking seventh in the league in both categories.
- As a freshman (2011), played in all 12 games, starting the last three and recorded 21 tackles, 14 of which came in his three starting assignments. Collected 2.5 quarterback sacks, two pass breakups and a fumble recovery.
- Graduated with a degree in community and leadership development from Kentucky in 2015.

#### PERSONAL:

- Attended Wilkinson County (Irwinton, Ga.) High School and was a four-year starter at tight end and three-year starter at defensive end.
- As a senior, was named first team All-State as chosen by the Georgia

Sports Writers Association and the Atlanta Journal-Constitution. Totaled more than 1,000 receiving yards with 10 touchdowns, to go along with 62 tackles and 10.0 quarterback sacks.

- His team went 11-3 his senior year and 10-4 as a sophomore, advancing to the Class-A state semifinals each season.
- Was also a basketball standout in high school, helping lead Wilkinson County to the Class-A state championship his senior year.

- Is a member of the Future Business Leaders of America.
- Follow Dupree on Twitter and Instagram at @Bud\_Dupree.
- Born Alvin "Bud" Dupree, Jr. on Feb. 12, 1993 in Macon, Ga.

## BUD DUPREE'S GAME-BY-GAME

### 2015 Pittsburgh Steelers

Date	Opp	W/L	P/S	Tot Solo Asst	Sk - Yds	QBP	TFL	Int - Yds	-TD	PD	FF	FR - Yds	SpT
Sept 10	@ NE	L	p	2 2 0	1.0 0.0	1	0 0	0 0	0 0	0 0	0 0	0 0	0 0
Sept 20	SF	W	p	4 3 1	1.0 3.0	1	1 0	0 0	0 0	0 0	0 0	0 0	0 0
Sept 27	@ STL	W	p	2 0 2	0.0 0.0	0	0 0	0 0	0 0	0 0	0 0	0 0	0 0
Oct 1	Bal	L	p	3 2 1	0.0 0.0	0	0 0	0 0	0 0	0 0	0 0	0 0	0 0
Oct 12	@ SD	W	p	2 2 0	1.0 4.0	1	1 0	0 0	0 0	0 0	0 0	0 0	0 0
Oct 18	Ari	W	p	1 0 1	0.0 0.0	0	0 0	0 0	0 0	0 0	0 0	0 0	0 0
Oct 25	@ KC	L	p	1 1 0	0.0 0.0	0	1 0	0 0	1 0	0 0	0 0	0 0	0 0
Nov 1	Cin	L	p	1 1 0	1.0 0.0	1	0 0	0 0	0 0	0 0	0 0	0 0	0 0
Nov 8	Oak	W	p	0 0 0	0.0 0.0	0	0 0	0 0	0 0	0 0	0 0	0 0	0 0
Nov 15	Cle	W	p	3 2 1	0.0 0.0	1	0 0	0 0	0 0	0 0	0 0	0 0	0 0
Nov 29	@ Sea	L	S	1 1 0	0.0 0.0	0	1 0	0 0	0 0	0 0	0 0	0 0	0 0
Dec 6	Ind	W	S	1 1 0	0.0 0.0	0	0 0	0 0	0 0	0 0	0 0	0 0	0 0
Dec 13	@ Cin	W	S	1 0 1	0.0 0.0	1	0 0	0 0	0 0	0 0	0 0	0 0	0 0
Dec 20	Den	W	p	1 0 1	0.0 0.0	0	0 0	0 0	0 0	0 0	0 0	0 0	0 0
Dec 27	@ Bal	L	S	1 0 1	0.0 0.0	0	0 0	0 0	0 0	0 0	0 0	0 0	0 0
Jan 3	@ Cle	W	S	2 2 0	0.0 0.0	0	0 0	0 0	0 0	0 0	0 0	0 0	0 0
<b>Totals</b>	<b>10-6 16/5</b>	<b>26</b>	<b>17</b>	<b>9</b>	<b>4.0 7.0</b>	<b>6</b>	<b>4</b>	<b>0</b>	<b>0</b>	<b>1</b>	<b>0</b>	<b>0</b>	<b>0</b>

### Playoffs

Jan 9	@ Cin	W	S	3 2 1	0.0 0.0	0	1 0	0 0	0 0	0 0	0 0	0 0	0 0
Jan 17	@ Den	L	S	3 2 1	0.0 0.0	0	1 0	0 0	0 0	0 0	0 0	0 0	0 0
<b>Totals</b>	<b>1-1 2/2</b>	<b>6</b>	<b>4</b>	<b>2</b>	<b>0.0 0.0</b>	<b>0</b>	<b>2</b>	<b>0</b>	<b>0</b>	<b>0</b>	<b>0</b>	<b>0</b>	<b>0</b>

### 2016 Pittsburgh Steelers

Date	Opp	W/L	P/S	Tot Solo Asst	Sk - Yds	QBP	TFL	Int - Yds	-TD	PD	FF	FR - Yds	SpT
Activated from injured reserve/designated for return on Nov. 19													
Nov 20	@ Cle	W	p	0 0 0	0.0 0.0	0	0 0	0 0	0 0	0 0	0 0	0 0	0 0
Nov 24	@ Ind	W	p	2 2 0	0.0 0.0	1	0 0	0 0	0 0	0 0	0 0	0 0	0 0
Dec 4	NYG	W	p	2 2 0	0.0 0.0	0	0 0	0 0	0 0	0 0	0 0	0 0	0 0
Dec 11	@ Buf	W	S	6 5 1	2.5 11.0	3	3 0	0 0	0 0	0 0	0 0	0 0	0 0
Dec 18	@ Cin	W	S	3 2 1	0.0 0.0	0	1 0	0 0	0 0	0 0	0 0	0 0	0 0
Dec 25	Bal	W	S	4 3 1	1.0 6.0	1	1 0	0 0	1 0	0 0	0 0	0 0	0 0
Jan 1	Cle	W	S	7 5 2	1.0 7.0	1	0 0	0 0	0 0	1 0	0 0	0 0	0 0
<b>Totals</b>	<b>7-0 7/4</b>	<b>24</b>	<b>19</b>	<b>5</b>	<b>4.5 24.0</b>	<b>6</b>	<b>5</b>	<b>0</b>	<b>0</b>	<b>1</b>	<b>1</b>	<b>0</b>	<b>0</b>

### Playoffs

Jan 8	Mia	W	S	6 3 3	0.5 3.0	2	0 0	0 0	0 0	0 0	0 0	0 0	0 0
Jan 15	@ KC	W	S	4 4 0	0.0 0.0	1	0 0	0 0	1 0	0 0	0 0	0 0	0 0
Jan 22	@ NE	L	S	5 3 2	0.0 0.0	0	1 0	0 0	0 0	0 0	0 0	0 0	0 0
<b>Totals</b>	<b>2-1 3/3</b>	<b>15</b>	<b>10</b>	<b>5</b>	<b>0.5 3.0</b>	<b>3</b>	<b>1</b>	<b>0</b>	<b>0</b>	<b>1</b>	<b>0</b>	<b>0</b>	<b>0</b>

### 2017 Pittsburgh Steelers

Date	Opp	W/L	P/S	Tot Solo Asst	Sk - Yds	QBP	TFL	Int - Yds	-TD	PD	FF	FR - Yds	SpT
Sept 10	@ Cle	W	IA										
Sept 17	Min	W	S	2 1 1	1.0 11.0	1	1 0	0 0	1 0	0 0	0 0	0 0	0 0
Sept 24	@ Chi	L	S	4 4 0	0.0 0.0	1	2 0	0 0	0 0	0 0	0 0	0 0	0 0
Oct 1	@ Bal	W	S	4 4 0	1.0 9.0	1	2 0	0 0	0 0	0 0	0 0	0 0	0 0
Oct 8	Jax	L	S	1 0 1	0.0 0.0	0	0 0	0 0	0 0	0 0	0 0	0 0	0 0
Oct 15	@ KC	W	S	1 1 0	0.0 0.0	0	0 0	0 0	0 0	0 0	0 0	0 0	0 0
Oct 22	Cin	W	S	3 1 2	1.0 13.0	1	1 0	0 0	0 0	0 0	0 0	0 0	0 0
Oct 29	@ Det	W	S	4 3 1	0.0 0.0	0	0 0	0 0	0 0	0 0	0 0	0 0	0 0
Nov 12	@ Ind	W	S	4 4 0	1.0 13.0	1	3 0	0 0	0 0	0 0	0 0	0 0	0 0
Nov 16	Ten	W	S	2 1 1	0.0 0.0	0	0 0	0 0	0 0	0 0	0 0	0 0	0 0
Nov 26	GB	W	S	4 3 1	0.0 0.0	0	0 0	0 0	0 0	0 0	0 0	0 0	0 0
Dec 4	@ Cin	W	S	2 1 1	1.0 3.0	1	1 0	0 0	0 0	0 0	0 0	0 0	0 0
Dec 10	Bal	W	S	1 1 0	0.0 0.0	0	0 0	0 0	0 0	0 0	0 0	0 0	0 0
Dec 17	NE	L	S	2 2 0	1.0 7.0	1	2 0	0 0	0 0	0 0	0 0	0 0	0 0
Dec 25	@ Hou	W	S	6 5 1	0.0 0.0	0	0 0	0 0	0 0	1 0	0 0	0 0	0 0
Dec 31	Cle	W	S	0 0 0	0.0 0.0	0	0 0	0 0	0 0	0 0	0 0	0 0	0 0
<b>Totals</b>	<b>13-3 15/15</b>	<b>40</b>	<b>31</b>	<b>9</b>	<b>6.0 56.0</b>	<b>7</b>	<b>12</b>	<b>0</b>	<b>0</b>	<b>1</b>	<b>0</b>	<b>1</b>	<b>0</b>

### Playoffs

Jan 14	Jax	L	S	4 3 1	0.0 0.0	0	0 0	0 0	0 0	0 0	0 0	0 0	0 0
<b>Totals</b>	<b>0-1 1/1</b>	<b>4</b>	<b>3</b>	<b>1</b>	<b>0.0 0.0</b>	<b>0</b>	<b>0</b>	<b>0</b>	<b>0</b>	<b>0</b>	<b>0</b>	<b>0</b>	<b>0</b>

### 2018 Pittsburgh Steelers

Date	Opp	W/L	P/S	Tot Solo Asst	Sk - Yds	QBP	TFL	Int - Yds	-TD	PD	FF	FR - Yds	SpT
Sept 9	@ Cle	T	S	5 4 1	1.0 8.0	2	1 0	0 0	2 1	0 0	0 0	0 0	0 0
Sept 16	KC	L	S	2 2 0	0.0 0.0	0	0 0	0 0	0 0	0 0	0 0	0 0	0 0
Sept 24	@ TB	W	S	3 2 1	1.0 4.0	3	1 1	10 1	1 0	0 0	0 0	0 0	0 0
Sept 30	Bal	L	S	1 1 0	1.0 6.0	1	1 0	0 0	0 0	0 0	0 0	0 0	0 0
Oct 7	Atl	W	S	6 3 3	0.0 0.0	0	1 0	0 0	0 0	0 0	0 0	0 0	0 0
Oct 14	@ Cin	W	S	2 2 0	0.0 0.0	0	0 0	0 0	0 0	0 0	0 0	0 0	0 0

Oct 28	Cle	W	S	4 1 3	0.0 0.0	2	0 0	0 0	0 0	0 0	0 0	0 0	0 0
Nov 4	@ Bal	W	S	1 0 1	0.5 3.5	1	0 0	0 0	0 0	0 0	0 0	0 0	0 0
Nov 8	Car	W	S	2 2 0	1.0 11.0	1	2 0	0 0	0 0	0 0	0 0	0 0	0 0
Nov 18	@ Jax	W	S	3 3 0	0.0 0.0	0	1 0	0 0	0 0	0 0	0 0	0 0	0 0
Nov 25	@ Den	L	S	0 0 0	0.0 0.0	0	0 0	0 0	0 0	0 0	0 0	0 0	0 0
Dec 2	LAC	L	S	4 3 1	0.0 0.0	1	1 0	0 0	0 0	0 0	0 0	0 0	0 0
Dec 9	@ Oak	L	S	4 2 2	1.0 7.0	0	0 0	0 0	0 0	0 0	0 0	0 0	0 0
Dec 16	NE	W	S	0 0 0	0.0 0.0	0	0 0	0 0	0 0	0 0	0 0	0 0	0 0
Dec 23	@ NO	L	p	2 2 0	0.0 0.0	1	0 0	0 0	0 0	0 0	0 0	0 0	0 0
Dec 30	Cin	W	S	3 3 0	0.0 0.0	1	0 0	0 0	0 0	0 0	0 0	0 0	0 0
<b>Totals</b>	<b>9-6 16/15</b>	<b>42</b>	<b>30</b>	<b>12</b>	<b>5.5 39.5</b>	<b>13</b>	<b>8</b>	<b>1</b>	<b>10</b>	<b>1</b>	<b>3</b>	<b>1</b>	<b>0</b>

### 2019 Pittsburgh Steelers

Date	Opp	W/L	P/S	Tot Solo Asst	Sk - Yds	QBP	TFL	Int - Yds	-TD	PD	FF	FR - Yds	SpT
Sept 8	@ NE	L	S	4 4 0	1.0 7.0	1	2 0	0 0	0 0	0 0	0 0	0 0	0 0
Sept 15	Sea	L	S	4 2 2	0.0 0.0	2	0 0	0 0	0 0	0 0	0 0	0 0	0 0
Sept 22	@ SF	L	S	3 3 0	0.0 0.0	1	1 0	0 0	0 1	0 0	0 0	0 0	0 0
Sept 30	Cin	W	S	6 5 1	1.0 11.0	1	0 0	0 0	0 1	0 0	0 0	0 0	0 0
Oct 6	Bal	L	S	5 4 1	1.0 4.0	1	1 0	0 0	0 1	0 0	0 0	0 0	0 0
Oct 13	@ LAC	W	S	2 1 1	0.0 0.0	0	1 0	0 0	0 0	0 0	0 0	0 0	0 0
Oct 28	Mia	W	S	5 3 2	1.0 0.0	1	1 0	0 0	0 0	0 0	0 0	0 0	0 0
Nov 3	Ind	W	S	3 3 0	2.0 15.0	3	2 0	0 0	0 1	1 0	0 0	0 0	0 0
Nov 10	LAR	W	S	4 3 1	0.0 0.0	0	0 0	0 0	0 0	0 0	0 0	0 0	0 0
Nov 14	@ Cle	L	S	6 4 2	0.0 0.0	0	2 0	0 0	0 0	0 0	0 0	0 0	0 0
Nov 24	@ Cin	W	S	2 2 0	1.0 8.0	1	0 0	0 0	0 1	1 0	0 0	0 0	0 0
Dec 1	Cle	W	S	6 4 2	1.5 7.0	2	0 0	0 0	0 1	1 0	0 0	0 0	0 0
Dec 8	@ Ari	W	S	5 4 1	1.0 4.0	1	3 0	0 0	0 0	0 0	0 0	0 0	0 0
Dec 15	Buf	L	S	3 1 2	0.0 0.0	0	0 0	0 0	0 0	0 0	0 0	0 0	0 0
Dec 22	@ NYJ	L	S	6 2 4	1.0 1.0	1	2 0	0 0	0 0	0 0	0 0	0 0	0 0
Dec 29	@ Bal	L	S	4 4 0	1.0 0.0	2	1 0	0 0	0 0	0 0	0 0	0 0	0 0
<b>Totals</b>	<b>8-8 16/16</b>	<b>68</b>	<b>49</b>	<b>19</b>	<b>11.5 57.0</b>	<b>17</b>	<b>16</b>	<b>0</b>	<b>0</b>	<b>3</b>	<b>4</b>	<b>2</b>	<b>0</b>

### 2020 Pittsburgh Steelers

Date	Opp	W/L	P/S	Tot Solo Asst	Sk - Yds	QBP	TFL	Int - Yds	-TD	PD	FF	FR - Yds	SpT
Sept 14	@ NYG	W	S	4 3 1	0.0 0.0	1	2 0	0 0	0 1	0 0	0 0	0 0	0 0
Sept 20	Den	W	S	2 1 1	1.0 8.0	3	0 0	0 0	0 0	1 0	0 0	0	

## BUD DUPREE'S NFL STATISTICS

REGULAR SEASON				TACKLES							INTERCEPTIONS					FUMBLES			
Year	Team	GP	GS	Tot	Solo	Asst	Sk	Yds	QBP	TFL	No	Yds	Lg	TD	PD	FF	FR	Yds	SpT
2015	Pittsburgh	16	5	26	17	9	4.0	7.0	6	4	0	0	0	0	1	0	0	0	0
2016	Pittsburgh	7	4	24	19	5	4.5	24.0	6	5	0	0	0	0	1	1	0	0	0
2017	Pittsburgh	15	15	40	31	9	6.0	56.0	7	12	0	0	0	0	1	0	1	0	0
2018	Pittsburgh	16	15	42	30	12	5.5	39.5	13	8	1	10	10t	1	3	1	0	0	0
2019	Pittsburgh	16	16	68	49	19	11.5	57.0	17	16	0	0	0	0	3	4	2	0	0
2020	Pittsburgh	11	11	31	23	8	8.0	46.0	15	8	0	0	0	0	2	2	0	0	0
2021	Tennessee	11	6	17	13	4	3.0	23.0	15	2	0	0	0	0	1	1	0	0	0
<b>NFL Totals</b>		<b>92</b>	<b>72</b>	<b>248</b>	<b>182</b>	<b>66</b>	<b>42.5</b>	<b>252.5</b>	<b>79</b>	<b>55</b>	<b>1</b>	<b>10</b>	<b>10t</b>	<b>1</b>	<b>12</b>	<b>9</b>	<b>3</b>	<b>0</b>	<b>0</b>

PLAYOFFS				TACKLES							INTERCEPTIONS					FUMBLES			
Year	Team	GP	GS	Tot	Solo	Asst	Sk	Yds	QBP	TFL	No	Yds	Lg	TD	PD	FF	FR	Yds	SpT
2015	Pittsburgh	2	2	6	4	2	0.0	0.0	0	2	0	0	0	0	0	0	0	0	0
2016	Pittsburgh	3	3	15	10	5	0.5	3.0	3	1	0	0	0	0	1	0	0	0	0
2017	Pittsburgh	1	1	4	3	1	0.0	0.0	0	0	0	0	0	0	0	0	0	0	0
2021	Tennessee	1	0	2	2	0	1.0	16.0	2	1	0	0	0	0	0	0	0	0	0
<b>NFL Totals</b>		<b>7</b>	<b>6</b>	<b>27</b>	<b>19</b>	<b>8</b>	<b>1.5</b>	<b>19.0</b>	<b>5</b>	<b>4</b>	<b>0</b>	<b>0</b>	<b>0</b>	<b>0</b>	<b>1</b>	<b>0</b>	<b>0</b>	<b>0</b>	<b>0</b>

### Single-Game Highs

Tackles - 7 vs. Cleveland (1/1/17)  
 Sacks - 2.5 at Buffalo (12/11/16)  
 Interceptions - 1 at Tampa Bay (9/24/18)  
 Forced Fumbles - 1 (Nine times, last vs. Kansas City 10/24/21)  
 Fumble Recovery - 1 (Three times, last at Cincinnati 11/24/19)  
 Passes Defensed - 2 at Cleveland (9/9/18)

### Playoff Single-Game Highs

Tackles - 6 vs. Miami (1/8/17)  
 Sacks - 1 vs. Cincinnati (1/22/22)  
 Passes Defensed - 1 at Kansas City (1/15/17)

### Additional Statistics

Touchdown - 1 (10-yard interception return at Tampa Bay, 9/24/18)





# 3 CALEB FARLEY

**CORNERBACK • 6'2" • 197 LBS • COLLEGE: VIRGINIA TECH**  
**ACQUIRED: 1ST ROUND - 2021 • NFL EXPERIENCE (NFL/TITANS): 2/2**  
**HOMETOWN: MAIDEN, N.C.**  
**GAMES PLAYED/GAMES STARTED: 3/1 (PLAYOFFS: 0/0)**



**PRO:** The Titans selected Caleb Farley with the 22nd overall pick in the first round of the 2021 NFL Draft. The 6-foot-2 inch, 197-pound defender possesses a rare combination of size and speed for an athlete at his position. The Maiden, N.C., native appeared in three contests with one start during his rookie campaign, totaling four tackles and one pass defended before suffering a season-ending injury.

#### CAREER HIGHLIGHTS:

- As a rookie in 2021, Farley saw action in three contests and made his first career start. He totaled four tackles and one pass defended before suffering a season-ending injury.
- In 2019, Farley's final season at Virginia Tech, he was named first team All-ACC after he led the conference with 16 passes defended. His four interceptions tied for second place in the conference.
- Farley intercepted two passes in his first collegiate game—and his first game ever playing cornerback—at Florida State on Sept. 3, 2018.

#### TITANS TIDBITS:

- Farley credits his late mother, Robin Farley, for instilling in him the faith that has carried him through hard times. Robin lost her life to breast cancer on Jan. 2, 2018, but not before providing him lessons that continue to instruct his life. "She filled my heart with the love of God," Caleb says, "and that's why I am where I am today."
- Farley only began playing cornerback as a redshirt freshman at Virginia Tech after switching from wide receiver. He took to his new position quickly, intercepting six passes in 24 games with the Hokies.
- Growing up he was a big fan of boxer Floyd Mayweather and made it a point to watch all of Mayweather's fights.
- Farley was the third Virginia Tech cornerback selected in the first round in the NFL's "common draft" era (since 1967), joining DeAngelo Hall (2004) and Kyle Fuller (2014). At the age of nine, he met Hall at a youth track-and-field event and got Hall to sign one of the medals he won. He still has the memento.
- Farley is a movie buff. His favorites include "Braveheart," "Troy" and "The Count of Monte Cristo."
- In 2021, Farley made a "childhood dream" come true when he surprised his grandmother by gifting her a new car.

#### CAREER TRANSACTIONS:

- The Maiden, N.C., native was selected by the Titans in the first round (22nd overall) of the 2021 NFL Draft.

#### SEASON RECAPS:

**2021 (3/1):** Played in three games with a start at cornerback during his rookie campaign and collected four tackles and a pass defended. Was inactive for three contests. Placed on injured reserve on Oct. 19 and missed the final 11 regular season games and the postseason contest. Made his NFL debut against Arizona (9/12/21). Made his first career start against Buffalo (10/18/21).

- Against Arizona (9/12), saw action in his first NFL contest as a reserve at cornerback and on special teams.
- At Jacksonville (10/10), saw significant action as a reserve at cornerback and compiled two tackles and a pass defended. Broke up a pass intended for Laviska Shenault Jr. late in the fourth quarter.
- Against Buffalo (10/18), made his first career start at cornerback and registered two tackles before leaving the game in the second quarter with an injury.

#### COLLEGE:

- During two seasons at Virginia Tech, Farley appeared in 24 games with 23 starts, seeing action in his redshirt sophomore and redshirt junior campaigns. His career totals included six interceptions, 25 passes defended, 56 tackles, one sack, two quarterback hits and seven kickoff returns for 152 yards (21.7 avg.). He was a medical redshirt as a true freshman and opted out of the 2020 campaign due to COVID-19 concerns.
- As a redshirt junior (2020), opted out of the season during the COVID-19 pandemic.
- As a redshirt sophomore (2019), started all 11 games in which he appeared. Named first team All-ACC after leading the conference with 16 passes defended and tying for second in the conference with four interceptions. Also totaled 20 tackles and a quarterback hit.
- As a redshirt freshman (2018), appeared in 13 games with 12 starts. Earned honorable mention for the Mayo Clinic Comeback Player of the Year Award. Registered 36 tackles, one tackle for loss, one sack, two interceptions, nine passes defended and one quarterback hit. Also added seven kickoff returns for 152 total yards (21.7 avg.).
- As a true freshman (2017), redshirted.
- Majored in communication studies at Virginia Tech.

#### PERSONAL:

- Attended Maiden (N.C.) High School, where he played quarterback for the Blue Devils. His 124 career touchdowns ranked sixth in the state's record book at the time of his graduation.
- As a senior in 2016, he was named the Southern District 7 Player of the Year. Earned second team All-State honors and set a Maiden school record for rushing in a single season with 2,574 yards. Rushed for 37 touchdowns in addition to his 1,776 passing yards and 21 passing touchdowns. His 58 total touchdowns in a single season ranked third in North Carolina history. Set the state record for touchdowns in a game twice, in back-to-back games, with eight in each contest.
- As a junior, passed for 1,831 yards and 20 touchdowns and rushed for 1,534 yards and 18 touchdowns.
- Also participated in track and field (100, 200, 4x100, long jump) and basketball (point guard).
- Follow Farley on Twitter at @IamCalebFarley and on Instagram at @cr\_farley.
- Son of Robert and the late Robin Farley.
- Has a dog, a Presa Canario named Legend.
- Has one brother, Joshua, who competed in track and field at Appalachian State.
- Born Caleb Ray Farley on Nov. 2, 1998 in Maiden, N.C.

## CALEB FARLEY'S GAME-BY-GAME

**2021 Tennessee Titans**

Date	Opp	W/L	P/S	Tot	Solo	Asst	Sk	- Yds	QBP	TFL	Int	- Yds	-TD	PD	FF	FR	- Yds	SpT	
Sept 12	Ari	L	p	0	0	0	0.0	0.0	0	0	0	0	0	0	0	0	0	0	0
Sept 19	@ Sea	W	IA																
Sept 26	Ind	W	IA																
Oct 3	@ NYJ	L	IA																
Oct 10	@ Jax	W	p	2	2	0	0.0	0.0	0	0	0	0	0	1	0	0	0	0	0
Oct 18	Buf	W	S	2	2	0	0.0	0.0	0	0	0	0	0	0	0	0	0	0	0
Oct 24	KC																		
Placed on injured reserve on Oct. 19																			
Oct 31	@ Ind																		
Nov 7	@ LAR																		
Nov 14	NO																		
Nov 21	Hou																		

Nov 28	@ NE																			
Dec 12	Jax																			
Dec 19	@ Pit																			
Dec 23	SF																			
Jan 2	Mia																			
Jan 9	@ Hou																			
<b>Totals</b>				<b>4-2</b>	<b>3/1</b>	<b>4</b>	<b>4</b>	<b>0</b>	<b>0.0</b>	<b>0.0</b>	<b>0</b>	<b>0</b>	<b>0</b>	<b>0</b>	<b>0</b>	<b>0</b>	<b>0</b>	<b>0</b>	<b>1</b>	<b>0</b>

## CALEB FARLEY'S NFL STATISTICS

REGULAR SEASON		TACKLES										INTERCEPTIONS					FUMBLES			
Year	Team	GP	GS	Tot	Solo	Asst	Sk	Yds	QBP	TFL	No	Yds	Lg	TD	PD	FF	FR	Yds	SpT	
2021	Tennessee	3	1	4	4	0	0.0	0.0	0	0	0	0	0	0	1	0	0	0	0	
<b>NFL Totals</b>		<b>3</b>	<b>1</b>	<b>4</b>	<b>4</b>	<b>0</b>	<b>0.0</b>	<b>0.0</b>	<b>0</b>	<b>0</b>	<b>0</b>	<b>0</b>	<b>0</b>	<b>0</b>	<b>1</b>	<b>0</b>	<b>0</b>	<b>0</b>	<b>0</b>	

**Single-Game Highs**

Tackles - 2 (Twice, last vs. Buffalo 10/18/21)  
 Passes Defensed - 1 at Jacksonville (10/10/21)



# 10 DEZ FITZPATRICK

**WIDE RECEIVER • 6'2" • 203 LBS • COLLEGE: LOUISVILLE**  
**ACQUIRED: 4TH ROUND - 2021 • NFL EXPERIENCE (NFL/TITANS): 2/2**  
**HOMETOWN: FARMINGTON HILLS, MICH.**  
**GAMES PLAYED/GAMES STARTED: 4/0 (PLAYOFFS: 0/0)**



**PRO:** The Titans selected Dez Fitzpatrick in the fourth round (109th overall) of the 2021 NFL Draft. As a rookie, he appeared in four total games. The 6-foot-2-inch, 203-pounder brings a complete skill set to the wide receiver corps, excelling in route-running, stretching the defense in the vertical pass game, blocking in the run game and gaining yards after the catch. The Louisville product has also shown a knack for finding the end zone having posted 21 receiving touchdowns in his four seasons with the Cardinals.

#### CAREER HIGHLIGHTS:

- As a rookie in 2021, the fourth-round pick contributed five receptions for 49 yards and one touchdown.
- Fitzpatrick finished his Louisville career in the Top 10 in all-time Cardinals history with 154 receptions (ninth), 2,589 receiving yards (sixth) and 21 receiving touchdowns (fifth).
- As a senior at Louisville in 2020, Fitzpatrick collected a career-best 833 receiving yards on 43 receptions with three touchdowns.

#### TITANS TIDBITS:

- Fitzpatrick's father, Greg, was a former CFL defensive back and played collegiately at Central State University.
- His younger brother, Christian, plays wide receiver at Michigan State.
- Fitzpatrick is a skilled juggler. He has mastered the technique of juggling one-handed off a wall.
- Growing up in Michigan, Fitzpatrick likes to ski and snowboard when he is away from the gridiron.
- Fitzpatrick is a childhood friend of and grew up playing football with L.A. Rams wide receiver Trishton Jackson.

#### CAREER TRANSACTIONS:

- The Farmington Hills, Mich., native was selected by the Titans in the fourth round (109th overall) of the 2021 NFL Draft.
- Waived by the Titans on Aug. 31, 2021 and signed to the team's practice squad a day later.
- Signed by the Titans to their active roster from the practice squad on Nov. 13, 2021.

#### SEASON RECAPS:

- 2021 (4/0, 0/0):** Saw action as a reserve in four games as a rookie and registered five catches for 49 yards with a touchdown. Spent the first nine weeks of the season on the team's practice squad before being signed to the active roster on Nov. 13. Spent two weeks on the reserve/COVID-19 list. Was inactive for two regular season games and the postseason contest. Made his NFL debut against New Orleans (11/14/21). Recorded his first touchdown reception against Houston (11/21/21).
- Against New Orleans (11/14), saw action in his first NFL contest as a reserve at wide receiver and posted his first career reception.
  - Against Houston (11/21), played as a reserve at wide receiver and caught three passes for 35 yards with his first career touchdown. Hauled in his first career touchdown on an 18-yard strike from Ryan Tannehill late in the third quarter. Extended the Titans' final scoring drive with a five-yard catch on third-and-four in the fourth quarter.
  - At New England (11/28), saw action as a reserve at wide receiver and snared one reception for 14 yards.
  - At Pittsburgh (12/19), missed the game on the reserve/COVID-19 list.
  - Against San Francisco (12/23), missed the game on the reserve/COVID-19 list.

#### COLLEGE:

- Played four seasons at Louisville (2017-20) and recorded 154 receptions for 2,589 yards with 21 touchdowns during his career. His 154 receptions ranked ninth in Louisville annals and his 2,589 receiving yards ranked sixth in Cardinals history. He tied for fifth in program history with 21 career touchdown catches and tied for 10th in team annals with eight 100-yard receiving games. Fitzpatrick averaged 16.8 yards per reception for his career.
- As a senior (2020), appeared in 11 games with nine starts and finished the season with 43 catches for 833 yards and three touchdowns. At Boston College (11/28), he had his best career output with 182 yards and a score on eight catches.
- As a junior (2019), played in 13 games with 12 starts and finished second on the team with 35 receptions for 635 yards and six touchdowns.
- As a sophomore (2018), played in 12 games with six starts and finished second on the team with 31 receptions for 422 yards and three touchdowns.
- As a redshirt freshman (2017), saw action in all 13 games with seven starts and finished second on the team with 45 catches for 699 yards and a team-best nine touchdown catches which tied a Louisville freshman record. Played alongside Heisman trophy finalist Lamar Jackson. Named All-ACC honorable mention.
- As a freshman (2016), redshirted.
- Graduated in the summer of 2021 with a degree in communications from Louisville.

#### PERSONAL:

- Attended Waterford Mott (Mich.) High School after transferring from Farmington (Mich.) High School.
- As a senior, recorded 60 receptions for 1,317 yards and 23 touchdowns at wide receiver. The 23 receiving touchdowns ranked him second all-time in the state of Michigan — three shy of the Michigan High School Athletic Association record. Totaled seven interceptions from his cornerback spot, returning two for touchdowns. Credited with 50 tackles and broke up 12 passes in his final high school campaign.
- Led Mott to only its fifth playoff appearance in the 48-year history of the program. Eclipsed 100 yards receiving in every game and averaged more than two touchdowns per game.
- Was one of five finalists for the Michigan High School Football Player of the Year honor and was named the 2015 MLive Detroit Overall Player of the Year.
- Also ran track as a freshman.
- Dez's younger brother, Christian, was a wide receiver at Louisville and for the first time in their football careers the brothers were teammates during the 2020 Cardinals campaign. Christian later transferred to Michigan State.
- Follow Fitzpatrick on Twitter at @dezfitz8.
- Follow Fitzpatrick on Instagram at @dez22x.
- Born Desmond Emil Fitzpatrick on Dec. 17, 1997 in Pontiac, Mich.

## DEZ FITZPATRICK'S GAME-BY-GAME

2021 Tennessee Titans				RECEIVING																
Date	Opp.	W/L	P/S	No	Yds	Avg	Lg	TD												
Sept 12	Ari	L	PS						Nov 28	@	NE	L	p	1	14	14.0	14	0		
Sept 19	@ Sea	W	PS						Dec 12		Jax	W	IA							
Sept 26	Ind	W	PS						Dec 19	@	Pit	L	R/C							
Oct 3	@ NYJ	L	PS						Dec 23		SF	W	R/C							
Oct 10	@ Jax	W	PS						Jan 2		Mia	W	p	0	0	0.0	0	0		
Oct 18	Buf	W	PS						Jan 9	@	Hou	W	IA							
Oct 24	KC	W	PS						<b>Totals</b>					<b>12-5</b>	<b>4/0</b>	<b>5</b>	<b>49</b>	<b>9.8</b>	<b>18t</b>	<b>1</b>
Oct 31	@ Ind	W	PS						<b>Playoffs</b>											
Nov 7	@ LAR	W	PS						Jan 22		Cin	L	IA							
Nov 14	NO	W	p	1	0	0.0	0	0	<b>Totals</b>					<b>0-1</b>	<b>0/0</b>	<b>0</b>	<b>0</b>	<b>-</b>	<b>0</b>	<b>0</b>
Nov 21	Hou	L	p	3	35	11.7	18t	1												

## DEZ FITZPATRICK'S NFL STATISTICS

REGULAR SEASON				RECEIVING					RUSHING				
Year	Team	GP	GS	No	Yds	Avg	Lg	TD	Att	Yds	Avg	Lg	TD
2021	Tennessee	4	0	5	49	9.8	18t	1	0	0	-	0	0
<b>NFL Totals</b>		<b>4</b>	<b>0</b>	<b>5</b>	<b>49</b>	<b>9.8</b>	<b>18t</b>	<b>1</b>	<b>0</b>	<b>0</b>	<b>-</b>	<b>0</b>	<b>0</b>

PLAYOFFS				RECEIVING					RUSHING				
Year	Team	GP	GS	No	Yds	Avg	Lg	TD	Att	Yds	Avg	Lg	TD
2021	Tennessee	0	0	0	0	-	0	0	0	0	-	0	0
<b>NFL Totals</b>		<b>0</b>	<b>0</b>	<b>0</b>	<b>0</b>	<b>-</b>	<b>0</b>	<b>0</b>	<b>0</b>	<b>0</b>	<b>-</b>	<b>0</b>	<b>0</b>

### Single-Game Highs

Receptions - 3 vs. Houston (11/21/21)  
 Receiving Yards - 35 vs. Houston (11/21/21)  
 Long Reception - 18t vs. Houston (11/21/21)  
 Receiving Touchdown - 1 vs. Houston (11/21/21)

### Additional Statistics

Misc Tackles - 1 (2021)





# 26 KRISTIAN FULTON

**CORNERBACK • 5'11" • 197 LBS • COLLEGE: LOUISIANA STATE**  
**ACQUIRED: 2ND ROUND - 2020 • NFL EXPERIENCE (NFL/TITANS): 3/3**  
**HOMETOWN: NEW ORLEANS, LA.**  
**GAMES PLAYED/GAMES STARTED: 19/15 (PLAYOFFS: 2/1)**



**PRO:** The Titans selected Kristian Fulton with the 61st overall pick in the second round of the 2020 NFL Draft. The 5-foot-11 inch, 197-pound defender displays excellent speed when defending vertical routes and has the versatility to play both outside and in the slot. In his first two NFL seasons, Fulton appeared in 19 games with 15 starts and tallied 56 tackles, one sack, three interceptions and 15 passes defended. The New Orleans, La., native helped guide Louisiana State to a CFP National Championship title as a senior in 2019.

#### CAREER HIGHLIGHTS:

- In 2021, Fulton recorded career-highs in games played (13), games started (13), tackles (40), interceptions (2), and led the team in passes defended (14), which also tied for 11th place in the NFL.

#### TITANS TIDBITS:

- Fulton and his older brother, Keith, opened an urban-wear boutique in Nashville called "The Trenches," in March 2021. The store, which is located on Buchanan Street, features a unique blend of fashion, footwear and art. None of the clothing brands in The Trenches are mainstream names. Instead, the store features rising designers from New Orleans and other cities across the country. A large variety of sneakers make up another part of the boutique's unique formula.
- Fulton's older brother, Keith, played wide receiver at Louisiana State. Kristian and Keith were teammates in 2018.
- Fulton wears jersey No. 26 to fuel his competitive fire. "It just reminds me every day that I had eight corners selected before me," Fulton told the Official Titans Podcast. Two plus six equals eight, "So, if you add it up, it's a reminder for me every day."
- His grandfather, Louis Fulton, passed away from coronavirus complications on April 6, 2020, just 18 days before Fulton was drafted.
- Fulton was college roommates with current Titans wide receiver Racey McMath while they were at Louisiana State.

#### CAREER TRANSACTIONS:

- The New Orleans, La., native was selected by the Titans in the second round (61st overall) of the 2020 NFL Draft.

#### SEASON RECAPS:

**2021 (13/13, 1/1):** Started 13 games at cornerback and led the team with 14 passes defended. Registered 40 tackles and two interceptions. Placed on injured reserve on Oct. 18 and missed four games before being activated from injured reserve designated to return on Nov. 10. Started the postseason contest and posted six tackles. Led or tied for the team lead in passes defended eight times in 2021 (vs. ARI, at SEA, at NYJ, vs. NO, at NE, vs. JAX, vs. SF, vs. MIA).

- Against Arizona (9/12), started at cornerback and collected three tackles and a team-high two passes defended. Defended a pass intended for A.J. Green in the end zone midway through the first quarter. Broke up a pass intended for Green in the third stanza.
- At Seattle (9/19), started at cornerback and posted a tackle and a pass defended. Ended a Seahawks' drive by breaking up a deep pass intended for D.K. Metcalf on third-and-two in the fourth quarter.
- Against Indianapolis (9/26), started at cornerback and tallied four tackles and a pass defended. Halted a Colts' drive by breaking up a pass intended for Michael Pittman Jr. in the first quarter.
- At N.Y. Jets (10/3), started at cornerback and notched three tackles and an interception. Intercepted a Zach Wilson pass intended for Corey Davis in the second quarter.

- At Jacksonville (10/10), started at cornerback and compiled five tackles and a pass defended before leaving the game in the fourth quarter with an injury. Defended a third-and-eight pass intended for Jamal Agnew late in the second quarter.

- Against New Orleans (11/14), returned to the lineup as a starter at cornerback and collected two tackles and a team-best two passes defended. Broke up a pass intended for Taysom Hill early in the third quarter. Defended a pass intended for Tre'Quan Smith in the final quarter.
- At New England (11/28), recorded four tackles with a pass defended. Broke up a pass intended for Jakobi Meyers in the third stanza.
- Against Jacksonville (12/12), posted four tackles, an interception and another pass defended in the shutout victory. Intercepted a Trevor Lawrence deep pass intended for Jaydon Mickens on third-and-eight in the fourth quarter. Broke up a pass intended for Laquon Treadwell in the final stanza.
- Against Miami (1/2), notched three tackles and a team-best two passes defended. Broke up a pass intended for DeVante Parker in the first quarter. Knocked loose a pass intended for Mike Gesicki in the second quarter.
- Against Cincinnati (1/22), made his first career postseason start at cornerback and posted six tackles.

**2020 (6/2, 1/0):** Played in six games with two starts at cornerback as a rookie and registered 16 tackles, an interception and a sack. Was inactive for three games. Placed on injured reserve on Oct. 31 and missed seven games. Activated from injured reserve designated to return on Dec. 15. Saw action as a reserve in the postseason contest. Made his NFL debut at Denver (9/14/20). Collected his first career interception against Jacksonville (9/20/20). Made his first career start against Houston (10/18/20). Tied for the team lead in sacks once in 2020 (at MIN).

- At Denver (9/14), played as a reserve at cornerback in his first NFL contest and collected four tackles.
- Against Jacksonville (9/20), saw action as a reserve at cornerback and posted three tackles and his first career NFL interception. Registered his first career interception off a deflected Gardner Minshew II pass and raced 44 yards to the Jaguars' 30-yard line setting up the Titans second touchdown.
- At Minnesota (9/27), played as a reserve at cornerback and registered two tackles, a sack and a quarterback pressure. Posted his first career sack by dropping Kirk Cousins for a seven-yard loss in the final quarter.
- Against Houston (10/18), made his first career start at cornerback and produced three tackles.
- Against Pittsburgh (10/25), started at cornerback and registered three tackles before leaving the game late in the second quarter with an injury.
- At Houston (1/3), returned to the lineup as a reserve at cornerback and notched a tackle in the Titans' division-clinching victory.
- Against Baltimore (1/10), played as a reserve at cornerback in his postseason debut.

#### COLLEGE:

- During a three-year career at Louisiana State, played in 28 games with 25 starts and totaled 65 tackles, two tackles for loss, 25 passes defended, two interceptions and one forced fumble.
- As a senior (2019), started all 15 games and posted 38 tackles, one tackle for loss, 15 passes defended and one interception. Earned second team All-SEC by the Associated Press. Helped LSU secure a National Championship victory over Clemson with a career-high six tackles and one pass defended.
- As a junior (2018), started 10 games and tallied 25 tackles, one tackle for loss, 10 passes defended, one interception and one forced fumble.

- As a sophomore (2017), did not see game action.
- As a freshman (2016), appeared in three games and totaled two tackles.
- Graduated from Louisiana State in December 2019 with a degree in sports administration.

**PERSONAL:**

- Attended Archbishop Rummel (Metairie, La.) High School where he was a five-star prospect by 247Sports and a four-star prospect by Rivals, Scouts and ESPN.
- Listed as the No. 1 overall prospect in Louisiana by Rivals and 247 Sports, and the No. 3 corner in the nation by ESPN and Scout.
- Earned Defensive Player of the Year honors on the New Orleans Times Picayune All-Metro list as a senior.
- Named the New Orleans Advocate's Defensive Player of the Year as a junior after tallying 11 interceptions.
- Also played basketball and ran track (hurdles, long jump and triple jump).
- List of favorites: (TV show) "Snowfall," "Power," "Ozark," and "Martin"; (movies) "Harlem Nights," "Maze Runner," and "Harry Potter"; (musicians) Meek Mill and Kodak Black.
- Follow Fulton on Twitter and Instagram at @Kriss1\_.

- Son of Michelle and Keith Fulton.
- Has two brothers and one sister.
- Born Kristian Michael Shaw Fulton on Sept. 3, 1998 in New Orleans, La.

**KRISTIAN FULTON'S GAME-BY-GAME**

**2020 Tennessee Titans**

Date	Opp	W/L	P/S	Tot	Solo	Asst	Sk	- Yds	QBP	TFL	Int	- Yds	-TD	PD	FF	FR	- Yds	SpT		
Sept 14	@ Den	W	p	4	3	1	0.0	0.0	0	0	0	0	0	0	0	0	0	0	0	
Sept 20	Jax	W	p	3	3	0	0.0	0.0	0	0	1	44	0	1	0	0	0	0	0	
Sept 27	@ Min	W	p	2	2	0	1.0	7.0	1	1	0	0	0	0	0	0	0	0	0	
Oct 13	Buf	W	R/C																	
Oct 18	Hou	W	S	3	3	0	0.0	0.0	0	0	0	0	0	0	0	0	0	0	0	
Oct 25	Pit	L	S	3	2	1	0.0	0.0	0	0	0	0	0	0	0	0	0	0	0	
Nov 1	@ Cin	L	IR																	
Nov 8	Chi	W	IR																	
Nov 12	Ind	L	IR																	
Nov 22	@ Bal	W	IR																	
Nov 29	@ Ind	W	IR																	
Dec 6	Cle	L	IR																	
Dec 13	@ Jax	W	IR																	
Dec 20	Det	W	IA																	
Dec 27	@ GB	L	IA																	
Jan 3	@ Hou	W	p	1	1	0	0.0	0.0	0	0	0	0	0	0	0	0	0	0	0	
<b>Totals</b>				<b>11-5</b>	<b>6/2</b>	<b>16</b>	<b>14</b>	<b>2</b>	<b>1.0</b>	<b>7.0</b>	<b>1</b>	<b>1</b>	<b>1</b>	<b>44</b>	<b>0</b>	<b>1</b>	<b>0</b>	<b>0</b>	<b>0</b>	
<b>Playoffs</b>																				
Jan 10	Bal	L	p	0	0	0	0.0	0.0	0	0	0	0	0	0	0	0	0	0	0	0
<b>Totals</b>				<b>0-1</b>	<b>1/0</b>	<b>0</b>	<b>0</b>	<b>0</b>	<b>0.0</b>	<b>0.0</b>	<b>0</b>	<b>0</b>	<b>0</b>	<b>0</b>	<b>0</b>	<b>0</b>	<b>0</b>	<b>0</b>	<b>0</b>	

**2021 Tennessee Titans**

Date	Opp	W/L	P/S	Tot	Solo	Asst	Sk	- Yds	QBP	TFL	Int	- Yds	-TD	PD	FF	FR	- Yds	SpT		
Sept 12	Ari	L	S	3	3	0	0.0	0.0	0	0	0	0	0	0	2	0	0	0	0	
Sept 19	@ Sea	W	S	1	1	0	0.0	0.0	0	0	0	0	0	0	1	0	0	0	0	
Sept 26	Ind	W	S	4	2	2	0.0	0.0	0	0	0	0	0	0	1	0	0	0	0	
Oct 3	@ NYJ	L	S	3	3	0	0.0	0.0	0	0	1	13	0	1	0	0	0	0	0	
Oct 10	@ Jax	W	S	5	4	1	0.0	0.0	0	0	0	0	0	1	0	0	0	0	0	
Oct 18	Buf	W	IR																	
Oct 24	KC	W	IR																	
Oct 31	@ Ind	W	IR																	
Nov 7	@ LAR	W	IR																	
Nov 14	NO	W	S	2	1	1	0.0	0.0	0	0	0	0	0	0	2	0	0	0	0	
Nov 21	Hou	L	S	3	1	2	0.0	0.0	0	0	0	0	0	0	0	0	0	0	0	
Nov 28	@ NE	L	S	4	3	1	0.0	0.0	0	0	0	0	0	0	1	0	0	0	0	
Dec 12	Jax	W	S	4	3	1	0.0	0.0	0	0	1	0	0	2	0	0	0	0	0	
Dec 19	@ Pit	L	S	3	3	0	0.0	0.0	0	0	0	0	0	0	0	0	0	0	0	
Dec 23	SF	W	S	2	1	1	0.0	0.0	0	0	0	0	0	1	0	0	0	0	0	
Jan 2	Mia	W	S	3	3	0	0.0	0.0	0	0	0	0	0	0	2	0	0	0	0	
Jan 9	@ Hou	W	S	3	2	1	0.0	0.0	0	0	0	0	0	0	0	0	0	0	0	
<b>Totals</b>				<b>12-5</b>	<b>13/13</b>	<b>40</b>	<b>30</b>	<b>10</b>	<b>0.0</b>	<b>0.0</b>	<b>0</b>	<b>0</b>	<b>2</b>	<b>13</b>	<b>0</b>	<b>14</b>	<b>0</b>	<b>0</b>	<b>0</b>	
<b>Playoffs</b>																				
Jan 22	Cin	L	S	6	4	2	0.0	0.0	0	0	0	0	0	0	0	0	0	0	0	0
<b>Totals</b>				<b>0-1</b>	<b>1/1</b>	<b>6</b>	<b>4</b>	<b>2</b>	<b>0.0</b>	<b>0.0</b>	<b>0</b>	<b>0</b>	<b>0</b>	<b>0</b>	<b>0</b>	<b>0</b>	<b>0</b>	<b>0</b>	<b>0</b>	

**KRISTIAN FULTON'S NFL STATISTICS**

**REGULAR SEASON**

Year	Team	GP	GS	TACKLES							INTERCEPTIONS					FUMBLES			
				Tot	Solo	Asst	Sk	Yds	QBP	TFL	No	Yds	Lg	TD	PD	FF	FR	Yds	SpT
2020	Tennessee	6	2	16	14	2	1.0	7.0	1	1	1	44	44	0	1	0	0	0	0
2021	Tennessee	13	13	40	30	10	0.0	0.0	0	0	2	13	13	0	14	0	0	0	0
<b>NFL Totals</b>		<b>19</b>	<b>15</b>	<b>56</b>	<b>44</b>	<b>12</b>	<b>1.0</b>	<b>7.0</b>	<b>1</b>	<b>1</b>	<b>3</b>	<b>57</b>	<b>44</b>	<b>0</b>	<b>15</b>	<b>0</b>	<b>0</b>	<b>0</b>	<b>0</b>

**PLAYOFFS**

Year	Team	GP	GS	TACKLES							INTERCEPTIONS					FUMBLES			
				Tot	Solo	Asst	Sk	Yds	QBP	TFL	No	Yds	Lg	TD	PD	FF	FR	Yds	SpT
2020	Tennessee	1	0	0	0	0	0.0	0.0	0	0	0	0	0	0	0	0	0	0	0
2021	Tennessee	1	1	6	4	2	0.0	0.0	0	0	0	0	0	0	0	0	0	0	0
<b>NFL Totals</b>		<b>2</b>	<b>1</b>	<b>6</b>	<b>4</b>	<b>2</b>	<b>0.0</b>	<b>0.0</b>	<b>0</b>	<b>0</b>	<b>0</b>	<b>0</b>	<b>0</b>	<b>0</b>	<b>0</b>	<b>0</b>	<b>0</b>	<b>0</b>	<b>0</b>

**Single-Game Highs**

- Tackles - 5 at Jacksonville (10/10/21)
- Interceptions - 1 (Three times, last vs. Jacksonville 12/12/21)
- Interception Long - 44 vs. Jacksonville (9/20/20)
- Passes Defensed - 2 (Four times, last vs. Miami 1/2/22)
- Sacks - 1 at Minnesota (9/27/20)

**Playoff Single-Game Highs**

- Tackles - 6 vs. Cincinnati (1/22/22)



# 66 CARSON GREEN

**OFFENSIVE LINEMAN • 6'6" • 320 LBS • COLLEGE: TEXAS A&M**  
**ACQUIRED: WAIVERS (HOU) - 2022**  
**NFL EXPERIENCE (NFL/TITANS): 1/1 • HOMETOWN: SOUTHLAKE, TEXAS**  
**GAMES PLAYED/GAMES STARTED: 0/0 (PLAYOFFS: 0/0)**



**PRO:** The Titans claimed Carson Green off waivers from the Houston Texans during the 2022 offseason to add depth along the offensive line. The 6-foot-6-inch, 320-pounder originally entered the NFL as a rookie free agent with the Texans in 2021 and spent time on Houston's practice squad as a rookie. The Texas A&M product played 48 games with 40 starts for the Aggies, earning second-team All-SEC honors as a right tackle as a senior.

#### CAREER TRANSACTIONS:

- A native of Southlake, Texas, Green was originally signed by the Houston Texans as a rookie free agent on May 14, 2021.
- Waived by the Texans on Aug. 31, 2021 and signed to the Texans practice squad the following day.
- Released from the Texans practice squad on Nov. 10, 2021.
- Re-signed by the Texans to the practice squad on Nov. 17, 2021.
- Waived by the Texans on June 3, 2022.
- Acquired off waivers by the Titans on June 6, 2022.

#### SEASON RECAPS:

**2021 (0/0 - Houston):** Spent the majority of the season on the Texans practice squad. He spent one game (Dec. 26 vs. L.A. Chargers) as a COVID-19 replacement but was inactive.

#### COLLEGE:

- Played four seasons (2017-20) at Texas A&M University, where he saw action in 48 career games with 40 starts along the offensive line, predominantly at right tackle.
- In 2020, named second-team All-SEC as a senior after starting all 10 games at right tackle. Contributed to one of the SEC's best offensive lines in the nation as the unit led the conference in sacks allowed per game (0.7), tackles for loss allowed per game (3.8) and yards per carry (5.45). He was part of an offensive line that was named a finalist for the Joe Moore Award.
- In 2019, started all 13 games as a junior and earned the Offensive

Attitude and Offensive Strength awards from the team. Helped the Aggies tally over 600 yards of offense in the win over Lamar (9/14).

- In 2018, started all 13 games in his sophomore season and helped the Aggies gain 5,590 total yards.
- In 2017, appeared in 12 games as a true freshman, making four starts. Made his first career start against Auburn (11/4) before recording starts in the final three games of the season.


#### PERSONAL:

- Attended Southlake (Texas) Carroll High School, where he was named a first-team Class 6A All-State selection by the Associated Press in 2016 after producing 81 knockdowns and no quarterback sacks allowed.
- Named a three-star prospect by PrepStar, Rivals, ESPN and 247Sports.
- Follow Green on Twitter at @carsonjohnngreen.
- Follow Green on Instagram at @c\_greeny54.
- Born May 4, 1999.

## CARSON GREEN'S NFL STATISTICS

#### REGULAR SEASON

Year	Team	GP	GS
2021	Houston	Practice Squad	
<b>NFL Totals</b>		<b>0</b>	<b>0</b>



# 80 JUWAN GREEN

**WIDE RECEIVER • 6'0" • 187 LBS • COLLEGE: ALBANY**  
**ACQUIRED: FREE AGENT - 2022 • NFL EXPERIENCE (NFL/TITANS): 1/1**  
**HOMETOWN: MARTINSBURG, W.VA.**  
**GAMES PLAYED/GAMES STARTED: 0/0 (PLAYOFFS: 0/0)**



**PRO:** The Titans signed Juwan Green as a free agent during the 2022 offseason to add depth to the wide receiver corps. The 6-foot, 187-pounder originally entered the NFL in 2020 as a rookie free agent with the Atlanta Falcons. He spent all of his rookie campaign and much of the 2021 season on the Falcons practice squad before joining the Detroit Lions practice squad near the end of the 2021 campaign. Prior to the NFL, he spent two seasons at Albany after transferring from Lackawanna College.

#### TITANS TIDBITS:

- Green did not play high school football until his senior year at Martinsburg (W.Va.) High School.

#### CAREER TRANSACTIONS:

- The Martinsburg, W.Va., native was originally signed by the Atlanta Falcons as a rookie free agent on April 26, 2020.
- Released by the Falcons on Sept. 5, 2020.
- Signed to the Falcons practice squad on Sept. 6, 2020.
- Re-signed by the Falcons on May 6, 2021.
- Waived by the Falcons on Aug. 31, 2021 and added to the practice squad the following day.
- Released by the Falcons on Sept. 14, 2021 and re-signed to the practice squad on Sept. 20, 2021.
- Released by the Falcons on Nov. 5, 2021.
- Signed by the Detroit Lions to the practice squad on Dec. 28, 2021.
- Released by the Lions on Jan. 8, 2022.
- Signed by the Titans as a free agent on June 2, 2022.

#### SEASON RECAPS:

**2021 (0/0 - Atlanta; 0/0 - Detroit):** Began the season on the practice squad with the Falcons. Elevated to the gameday roster for two games but did not play on either occasion (Sept. 26 at N.Y. Giants and Oct. 10 vs. N.Y. Jets). Also had a stint on the Detroit Lions practice squad.

**2020 (0/0 - Atlanta):** Spent the entire season with the Falcons on the team's practice squad.

#### COLLEGE:

- Played two seasons at the University at Albany, where he appeared in 23 games with five starts for the Great Danes. He caught 106 passes for 1,815 yards and 21 touchdowns and also returned seven kickoffs for 163 yards.
- As a senior (2019), earned numerous honors, including first-team AP All-America, All-CAA first-team offense, Phil Steele first-team FCS All-America and All-ECAC first-team offense. Appeared in all 14 games at wide receiver and had a program-record 83 catches for 1,386 yards and an FCS-leading 17 touchdown catches. Registered seven total games of 100-plus yards and five games with multiple touchdowns.
- Set a program record with 15 catches at Monmouth (9/14).
- As a junior (2018), appeared in nine games with five starts after becoming eligible. Caught 23 passes for 429 yards and four touchdowns, averaging 18.7 yards per catch. Also returned seven kickoffs for 163 yards. Recorded two games of 100-plus yards receiving.
- Before transferring to UAlbany, he played two seasons at Lackawanna (Pa.) College, where he recorded 11 all-purpose touchdowns as a wide receiver and kick returner. Totaled 38 receptions for 743 yards in his second year. Earned NEFC first-team All-Conference honors in 2016 and was named Team MVP in 2017.
- Majored in communications at Albany.

#### PERSONAL:

- Attended Martinsburg (W.Va.) High School, where he played four seasons of basketball and ran track before joining the football team as a senior. Played cornerback and wide receiver, recording 19 touchdowns. Named second-team All-State at wide receiver.
- Son of Dean Green and Toni Stevenson. He has one sister, Ahry.
- Follow Green on Instagram at @juwan\_green4.
- Born July 1, 1998 in Martinsburg, W.Va.

## JUWAN GREEN'S NFL STATISTICS

REGULAR SEASON		RUSHING								RECEIVING				
Year	Team	GP	GS	No	Yds	Avg	Lg	TD	Att	Yds	Avg	Lg	TD	
2020	Atlanta	0	0		Practice Squad									
2021	Atlanta/Detroit	0	0		Practice Squad									
<b>NFL Totals</b>		<b>0</b>	<b>0</b>	<b>0</b>	<b>0</b>	<b>-</b>	<b>-</b>	<b>0</b>	<b>0</b>	<b>0</b>	<b>-</b>	<b>-</b>	<b>0</b>	





# 94 Da'SHAWN HAND

**DEFENSIVE END • 6'3" • 297 LBS • COLLEGE: ALABAMA**  
**ACQUIRED: FREE AGENT - 2021 • NFL EXPERIENCE (NFL/TITANS): 5/2**  
**HOMETOWN: WOODBRIDGE, VA.**  
**GAMES PLAYED/GAMES STARTED: 30/11 (PLAYOFFS: 0/0)**



**PRO:** The Titans signed Da'Shawn Hand to their practice squad prior to the final week of the 2021 regular season to add depth and experience to the defensive front. The 6-foot-3-inch, 297-pounder came to the Titans having collected 54 tackles, three sacks, three forced fumbles and one fumble recovery during four seasons (2018-21) with the Detroit Lions. The University of Alabama product has also spent time on the Indianapolis Colts' practice squad. Hand originally entered the NFL as a fourth-round pick (114th overall) of the Detroit Lions in the 2018 NFL Draft.

#### CAREER HIGHLIGHTS:

- Hand tallied a career-high six tackles in his second career game at San Francisco in 2018.
- Hand recorded all three of his career sacks during his rookie campaign in 2018 becoming the first Lions rookie to record at least three sacks in a season since 2013.

#### TITANS TIDBITS:

- Hand bought his mother a brand new 2019 CLA 250 Mercedes-Benz for her birthday in April of 2019.

#### CAREER TRANSACTIONS:

- The Woodbridge, Va., native was originally selected by the Detroit Lions in the fourth round (114th overall) of the 2018 NFL Draft.
- Waived by the Lions with an injury settlement on Nov. 30, 2021.
- Signed by the Indianapolis Colts to their practice squad on Dec. 21, 2021.
- Waived by the Colts from their practice squad on Dec. 31, 2021.
- Signed by the Titans to their practice squad on Jan. 5, 2022.
- Activated from the practice squad to the active roster standard elevation on Jan. 8, 2022.

#### SEASON RECAPS:

**2021 (3/0 - Detroit; 1/0, 0/0 - Tennessee):** Saw action as a reserve in one contest with the Titans after being signed as a free agent on Jan. 5. Was a member of the Titans' practice squad for the postseason contest. Appeared in three games with the Lions and tallied two tackles. Placed on injured reserve by the Lions on Sept. 2. Activated from injured reserve designated to return by the Lions on Oct. 30. Placed on season-ending injured reserve by the Lions on Nov. 23. Released by the Lions with an injury settlement on Nov. 30.

- At Pittsburgh (11/14), saw action as a reserve on the defensive front and posted two tackles.
- At Houston (1/9), made his Titans debut as a reserve on the defensive front.

**2020 (10/1 - Detroit):** Played in 10 games with one start and totaled 19 tackles, one tackle for loss and one forced fumble. Was inactive for three games. Placed on injured reserve on Dec. 19.

- At Green Bay (9/20), made his lone start of the season and picked up two tackles.
- At Arizona (9/27), tallied three tackles.
- At Atlanta (10/25), recorded a season-high four tackles and one forced fumble.
- Against Indianapolis (11/1), registered a season high with four tackles, including a stop for loss.
- Against Green Bay (12/13), posted three tackles.

**2019 (3/2 - Detroit):** Appeared in three games with two starts and collected six tackles and one tackle for loss. Was inactive for 10 contests. Placed on injured reserve on Dec. 12.

- Against N.Y. Giants (10/27), posted four tackles and one pass defended.

**2018 (13/8 - Detroit):** Appeared in 13 games with eight starts and recorded career highs in tackles (27), sacks (three), tackles for loss (four) and forced fumbles (two) during his rookie campaign. Was inactive for one contest. Placed on injured reserve on Dec. 18.

- Against the N.Y. Jets (9/10), made his NFL debut and totaled four tackles.
- At San Francisco (9/16), made his first career NFL start and totaled a career-high six tackles to go along with one tackle for loss.
- At Dallas (9/30), recorded his first career sack and added three tackles and a forced fumble.
- Against Green Bay (10/7), tallied four tackles, one sack, one forced fumble and one fumble recovery.
- At Chicago (11/11), recorded one sack making him the first Lions rookie to record at least three sacks in a season since 2013.

#### COLLEGE:

- Appeared in 50 games at the University of Alabama (2015-17) and recorded 64 career tackles, eight sacks, 13.5 tackles for loss, one forced fumble and one fumble recovery.
- As a senior (2017), saw action in 11 games with nine starts and collected 27 tackles with 3.5 tackles for loss, three sacks and recovered a fumble. Earned second-team All-SEC honors from the conference coaches.
- As a junior (2016), appeared in 15 games and totaled 21 tackles with two sacks, five quarterback hurries and one forced fumble. Was selected to the Lombardi Award Preseason Watch List, given annually to the nation's top lineman.
- As a sophomore (2015), saw action in 15 games and collected 16 tackles, three sacks, 6.5 tackles for loss and two quarterback hurries. Was named one of the team's coaching staff's defensive players of the week for his efforts against ULM.
- As a true freshman (2014), played in nine games and finished with seven tackles and two sacks.

#### PERSONAL:

- Attended Woodbridge High School and earned Virginia all-state selections as a junior and senior while amassing 56 sacks during his four-year high school career.
- Was ranked the number one player in the Rivals100 and earned first-team USA Today All-American honors in 2012 and 2013. Was a unanimous five-star prospect and rated the number one strong-side defensive end by Rivals.com and top player in the state of Virginia.
- A dual-sport athlete in high school, he was also a Virginia state champion wrestler.
- Follow Hand on Twitter at @TheHand54 and on Instagram at @dhand\_9.
- Born Da'Shawn Hand on Nov. 14, 1995 in Philadelphia, Pa.

## Da'SHAWN HAND'S GAME-BY-GAME

### 2018 Detroit Lions

Date	Opp	W/L	P/S	Tot Solo	Asst	Sk	- Yds	QBP	TFL	Int - Yds	-TD	PD	FF	FR - Yds	SpT				
Sept 10	NYJ	L	p	4	3	1	0.0	0.0	0	0	0	0	0	0	0				
Sept 16	@ SF	L	S	6	5	1	0.0	0.0	0	1	0	0	0	0	0				
Sept 23	NE	W	S	2	0	2	0.0	0.0	0	0	0	0	0	0	0				
Sept 30	@ Dal	L	S	3	3	0	1.0	1.0	0	2	0	0	0	1	0				
Oct 7	GB	W	S	4	4	0	1.0	6.0	1	0	0	0	0	1	1				
Oct 21	@ Mia	W	S	1	1	0	0.0	0.0	0	0	0	0	0	0	0				
Oct 28	Sea	L	S	2	1	1	0.0	0.0	0	0	0	0	0	0	0				
Nov. 4	@ Min	L	S	1	1	0	1.0	7.0	0	0	0	0	0	0	0				
Nov 11	@ Chi	L	p	1	1	0	0.0	0.0	1	1	0	0	0	0	0				
Nov 18	Car	W	p	1	1	0	0.0	0.0	0	0	0	0	0	0	0				
Nov 22	Chi	L	p	0	0	0	0.0	0.0	0	0	0	0	0	0	0				
Dec 2	LAR	L	p	2	2	0	0.0	0.0	0	0	0	0	0	0	0				
Dec 9	@ Ari	W	S	0	0	0	0.0	0.0	0	0	0	0	0	0	0				
Dec 16	@ Buf	L	IA																
Dec 23	Min			Placed on injured reserve on Dec. 18, 2018															
<b>Totals</b>				<b>5-9</b>	<b>13/8</b>	<b>27</b>	<b>22</b>	<b>5</b>	<b>3.0</b>	<b>14.0</b>	<b>2</b>	<b>4</b>	<b>0</b>	<b>0</b>	<b>0</b>	<b>2</b>	<b>1</b>	<b>0</b>	<b>0</b>

### 2019 Detroit Lions

Date	Opp	W/L	P/S	Tot Solo	Asst	Sk	- Yds	QBP	TFL	Int - Yds	-TD	PD	FF	FR - Yds	SpT				
Sept 8	@ Ari	T	IA																
Sept 15	LAC	W	IA																
Sept 22	@ Phi	W	IA																
Sept 29	KC	L	IA																
Oct 14	@ GB	L	IA																
Oct 20	Min	L	IA																
Oct 27	NYG	W	p	4	4	0	0.0	0.0	0	1	0	0	0	1	0				
Nov 3	@ Oak	L	S	1	0	1	0.0	0.0	0	0	0	0	0	0	0				
Nov 10	@ Chi	L	IA																
Nov 17	Dal	L	IA																
Nov 24	@ Was	L	IA																
Nov 28	Chi	L	S	1	0	1	0.0	0.0	0	0	0	0	0	0	0				
Dec 8	@ Min	L	IA																
Dec 15	TB			Placed on injured reserve on Dec. 12, 2019															
<b>Totals</b>				<b>3-9-1</b>	<b>2/3</b>	<b>6</b>	<b>4</b>	<b>2</b>	<b>0.0</b>	<b>0.0</b>	<b>0</b>	<b>1</b>	<b>0</b>	<b>0</b>	<b>0</b>	<b>1</b>	<b>0</b>	<b>0</b>	<b>0</b>

### 2020 Detroit Lions

Date	Opp	W/L	P/S	Tot Solo	Asst	Sk	- Yds	QBP	TFL	Int - Yds	-TD	PD	FF	FR - Yds	SpT				
Sept 13	Chi	L	p	1	1	0	0.0	0.0	0	0	0	0	0	0	0				
Sept 20	@ GB	L	p	2	1	1	0.0	0.0	0	0	0	0	0	0	0				
Sept 27	@ Ari	W	p	3	2	1	0.0	0.0	0	0	0	0	0	0	0				
Oct 4	NO	L	p	1	0	1	0.0	0.0	0	0	0	0	0	0	0				
Oct 18	@ Jax	W	S	0	0	0	0.0	0.0	0	0	0	0	0	0	0				
Oct 25	@ Atl	W	S	4	3	1	0.0	0.0	0	0	0	0	0	1	0				
Nov. 1	Ind	L	p	4	2	2	0.0	0.0	0	1	0	0	0	0	0				
Nov 8	@ Min	L	p	1	0	1	0.0	0.0	0	0	0	0	0	0	0				
Nov 15	Was	W	p	0	0	0	0.0	0.0	0	0	0	0	0	0	0				
Nov 22	@ Car	L	IA																
Nov 26	Hou	L	IA																
Dec 6	@ Chi	W	IA																
Dec 13	GB	L	p	3	3	0	0.0	0.0	0	0	0	0	0	0	0				
Dec 20	@ Ten			Placed on injured reserve on Dec. 19, 2020															
<b>Totals</b>				<b>5-8</b>	<b>10/1</b>	<b>19</b>	<b>12</b>	<b>7</b>	<b>0.0</b>	<b>0.0</b>	<b>0</b>	<b>1</b>	<b>0</b>	<b>0</b>	<b>0</b>	<b>1</b>	<b>0</b>	<b>0</b>	<b>0</b>

### 2021 Detroit Lions

Date	Opp	W/L	P/S	Tot Solo	Asst	Sk	- Yds	QBP	TFL	Int - Yds	-TD	PD	FF	FR - Yds	SpT				
Sept 12	SF	L	IR																
Sept 20	@ GB	L	IR																
Sept 26	Bal	L	IR																
Oct 3	@ Chi	L	IR																
Oct 10	@ Min	L	IR																
Oct 17	Cin	L	IR																
Oct 24	@ LAR	L	IR																
Oct 31	Phi	L	p	0	0	0	0.0	0.0	0	0	0	0	0	1	0				
Nov. 14	@ Pit	T	p	2	1	1	0.0	0.0	0	0	0	0	0	0	0				
Nov. 21	@ Cle	L	p	0	0	0	0.0	0.0	0	0	0	0	0	0	0				
Nov. 25	Chi			Placed on injured reserve on Nov. 23, 2021															
<b>Totals</b>				<b>0-9-1</b>	<b>3/0</b>	<b>2</b>	<b>1</b>	<b>1</b>	<b>0.0</b>	<b>0.0</b>	<b>0</b>	<b>0</b>	<b>0</b>	<b>0</b>	<b>1</b>	<b>0</b>	<b>0</b>	<b>0</b>	<b>0</b>

### 2021 Tennessee Titans

Date	Opp	W/L	P/S	Tot Solo	Asst	Sk	- Yds	QBP	TFL	Int - Yds	-TD	PD	FF	FR - Yds	SpT				
Jan 9	@ Hou	W	p	0	0	0	0.0	0.0	0	0	0	0	0	0	0				
<b>Totals</b>				<b>1-0</b>	<b>1/0</b>	<b>0</b>	<b>0</b>	<b>0</b>	<b>0.0</b>	<b>0.0</b>	<b>0</b>	<b>0</b>	<b>0</b>	<b>0</b>	<b>0</b>	<b>0</b>	<b>0</b>	<b>0</b>	<b>0</b>

## Da'SHAWN HAND'S NFL STATISTICS

REGULAR SEASON		TACKLES						INTERCEPTIONS					FUMBLES						
Year	Team	GP	GS	Tot	Solo	Asst	Sk	Yds	QBP	TFL	No	Yds	Lg	TD	PD	FF	FR	Yds	SpT
2018	Detroit	13	8	27	22	5	3.0	14.0	2	4	0	0	0	0	0	2	1	0	0
2019	Detroit	3	2	6	4	2	0.0	0.0	0	1	0	0	0	0	1	0	0	0	0
2020	Detroit	10	1	19	12	7	0.0	0.0	0	1	0	0	0	0	0	1	0	0	0
2021	DET/TEN	4	0	2	1	1	0.0	0.0	0	0	0	0	0	1	0	0	0	0	0
<b>NFL Totals</b>		<b>30</b>	<b>11</b>	<b>54</b>	<b>39</b>	<b>15</b>	<b>3.0</b>	<b>14.0</b>	<b>2</b>	<b>6</b>	<b>0</b>	<b>0</b>	<b>0</b>	<b>0</b>	<b>2</b>	<b>3</b>	<b>1</b>	<b>0</b>	<b>0</b>

### Single-Game Highs

- Tackles - 6 at San Francisco (9/16/18)
- Sacks - 1 (Three times, last at Chicago 9/11/18)
- Pass Defensed - 1 (Twice, last vs. Philadelphia 10/31/21)
- Forced Fumbles - 1 (Three times, last at Atlanta 10/25/20)
- Fumble Recoveries - 1 vs. Green Bay (10/7/18)



# 25 HASSAN HASKINS

**RUNNING BACK • 6'2" • 228 LBS • COLLEGE: MICHIGAN**  
**ACQUIRED: 4TH ROUND - 2022 • NFL EXPERIENCE: ROOKIE**  
**HOMETOWN: ST. LOUIS, MO.**  
**GAMES PLAYED/GAMES STARTED: 0/0 (PLAYOFFS: 0/0)**



**PRO:** The Titans selected Hassan Haskins in the fourth round (131st overall) of the 2022 NFL Draft. The 6-foot-2-inch, 228-pounder is a stout running back that has a physical, grinding approach to his carries that wears down opposing defenses. The St. Louis, Mo., native gets the most out of his rushes as evidence by only having six negative rushing yards during his senior campaign. He is also a reliable ball carrier with no fumbles during his collegiate career. Haskins recorded 2,324 rushing yards and 30 scores in his four seasons in Ann Arbor.

#### CAREER HIGHLIGHTS:

- In 2021, Haskins was named first-team All Big Ten after rushing 270 times for 1,327 yards with a school-record 20 rushing touchdowns.
- As a senior, Haskins enjoyed quite the final game against rival Ohio State, posting a career-best 169 rushing yards while tying a Michigan record with five rushing touchdowns. His five rushing scores against the Buckeyes are the most for any opponent ever against Ohio State.
- Haskins had only 26 negative rushing yards his entire career and did not fumble in 452 rushing attempts.

#### TITANS TIDBITS:

- Hassan's brother, Maurice Alexander, was a fourth-round pick by the Rams in 2014 and has also played for the Seahawks and Bills.
- Haskins was also a defensive standout in high school. He registered 21 sacks in his final two prep seasons and actually practiced at linebacker during part of his freshman season at Michigan.
- Haskins' hidden talent is that he can do a standing backflip.

#### CAREER TRANSACTIONS:

- The St. Louis, Mo., native was selected by the Titans in the fourth round (131st overall) of the 2022 NFL Draft.

#### COLLEGE:

• During four seasons at Michigan, Haskins appeared in 36 career games with 22 starts at running back and carried the ball 452 times for 2,324 yards and scored 30 rushing touchdowns. Named 2021 first-team All-Big Ten and earned honorable mention all-conference in 2019 and 2020. Registered 10 career 100-yard rushing games. Became the 24th running back in school history to surpass 2,000 rushing yards. Had only 26 negative rushing yards his entire career and did not fumble in 452 rushing attempts.

**AS A SENIOR (2021),** started all 14 games at running back and carried the ball 270 times for 1,327 yards and scored a school-record 20 rushing touchdowns. Added 18 receptions for 131 yards. Posted four 150-yard rushing efforts and six overall games with more than 100 rushing yards. Had only six negative rushing yards all season. Selected All-Big Ten first team by the coaches and media and Associated Press All-American third team. Received Michigan's Offensive Player of the Year award and was voted by his teammates as the Toughest Player Award winner. Credited with 96 runs resulting in a first down (No. 1 in FBS) and forced 50 missed tackles. Ranked fourth in the NCAA in rushing touchdowns (20) and broke former Wolverine Ron Johnson's school record of 19 which was set in 1968.

- Against Washington (9/11), racked up a then career-high 155 rushing yards on 27 carries with a touchdown.
- At Nebraska (10/9), totaled 123 rushing yards on 21 carries with two touchdowns.
- Against Northwestern (10/23), led the team with 23 carries for 110 yards and two touchdowns.
- Against Indiana (11/6), produced then career high numbers with 27

carries for 168 yards and a touchdown, while adding a 20-yard catch.

- At Penn State (11/13), gained over 200 all-purpose yards, rushing a career-high 31 times for 156 yards while adding 45 yards receiving.
- Against Ohio State (11/27), posted a career-best 169 rushing yards on 28 carries and tied a Michigan record with five rushing touchdowns. His five rushing scores against the Buckeyes are the most for any opponent ever against Ohio State. Was named the Big Ten Offensive Player of the Week for his performance against the Buckeyes.
- Against Iowa (12/4), rushed 17 times for 56 yards and two touchdowns in the Big Ten Championship Game victory. Added three receptions for 22 yards against the Hawkeyes.

**AS A JUNIOR (2020),** saw action in six games with two starts and received All-Big Ten honorable mention from the coaches and media. Was the team's leading rusher with 375 yards on 61 carries and a team-high six rushing scores. Produced back-to-back 100-yard rushing efforts to conclude the abbreviated campaign.

- At Minnesota (10/24), led the team with two touchdowns and 82 rushing yards on six carries with a career-long 66-yard run.
- Against Michigan State (10/31), posted eight carries for 56 yards with one rushing score.
- At Rutgers (11/21), handled 25 carries and produced 109 yards with one touchdown in his first starting assignment of the season.
- Against Penn State (11/28), started in the backfield, gaining 101 yards on 17 carries with a pair of two-yard rushing touchdowns.

**AS A SOPHOMORE (2019),** played in 13 games and started six contests at tailback. Named the Most Improved Player on offense and received All-Big Ten honorable mention from the coaches and media. Was the team's second-leading rusher with 121 carries for 622 yards with four touchdowns. Caught six passes for 40 yards out of the backfield.

- At Illinois (10/12), rushed for 125 yards on 12 carries and scored his first career touchdown on a 29-yard run to open the scoring against the Illini. Amassed three 20-yard-plus runs in the contest (29, 28 and 24).
- Against Notre Dame (10/26), made his first career start and racked up 149 yards on 20 carries, including a long run of 49 yards.
- At Maryland (11/2), started and produced 60 yards and one score on 13 carries.
- Against Ohio State (11/30), gained 78 yards on 12 carries with a touchdown, while adding a nine-yard catch.

**AS A TRUE FRESHMAN (2018),** earned first varsity letter after playing in three contests. Spent time working with both the running backs and linebackers during the season.

- Majored in American culture at Michigan.

#### PERSONAL:

- Attended Eureka Senior (St. Louis, Mo.) High School and helped lead the team to the 2017 6A State semifinals.
- Selected the 2017 Missouri Football Coaches Association Class 6A Offensive Player of the Year as well as USA Today's Missouri Offensive Player of the Year. Named 2017 Class 6A first-team all-state running back by the Missouri Football Coaches Association and Missouri Media.
- Was a two-time Suburban West American Offensive Player of the Year (2016-17). Selected to the 2017 St. Louis Dispatch All-Metro first team as a senior and earned second-team honors at running back as a junior.
- As a senior (2017), rushed 255 times for 2,197 yards and 31 touchdowns, averaging 8.6 yards per carry. Rushed for 100 yards or more in 12 of 13 contests, including five games with 200 or more rushing yards. Also caught

12 passes for 165 yards and two touchdowns and returned a punt 50 yards for a touchdown. Added 25 tackles with nine sacks and two fumble recoveries on defense.

- As a junior (2016), rushed 242 times for 1,509 yards and 19 touchdowns. Posted nine 100-yard rushing efforts during the season, including seven straight games. Caught 36 passes for 294 yards and two touchdowns. Also registered 34 tackles and 12 sacks.
- Also played basketball and track in high school, finishing second in the high jump in the state championships.
- Follow Haskins on Twitter at @h2\_3125 and on Instagram at @h2\_2535.
- Son of Hassan Haskins and Lynette McAlpine.
- His nickname is H2.
- Born Hassan Askiali Haskins Jr. on Nov. 26, 1999 in St. Louis, Mo.

## HASSAN HASKINS' COLLEGE STATISTICS

Year	Team	GP	GS	RUSHING					RECEIVING					
				Att	Yds	Avg	Lg	TD	No	Yds	Avg	Lg	TD	
2018	Michigan	3	0	0	0	-	0	0	0	0	0	-	0	0
2019	Michigan	13	6	121	622	5.1	49	4	6	40	6.7	19	0	0
2020	Michigan	6	2	61	375	6.1	66	6	0	0	-	0	0	0
2021	Michigan	14	14	270	1,327	4.9	62	20	18	131	7.3	20	0	0
<b>College Totals</b>		<b>36</b>	<b>22</b>	<b>452</b>	<b>2,324</b>	<b>5.1</b>	<b>66</b>	<b>30</b>	<b>24</b>	<b>171</b>	<b>7.1</b>	<b>20</b>	<b>0</b>	<b>0</b>

### Single-Game Highs

Rushes - 33 at Penn State (11/13/21)  
 Rushing Yards - 169 vs. Ohio State (11/27/21)  
 Long Rush - 66 at Minnesota (10/24/20)  
 Rushing Touchdowns - 5 vs. Ohio State (11/27/21)  
 Receptions - 5 at Penn State (11/13/21)  
 Receiving Yards - 45 at Penn State (11/13/21)  
 Long Reception - 20 vs. Indiana (11/6/21)

### Additional Statistics

Special Teams Tackles - 2 (2019), 1 (2020), 2 (2021)  
 Misc. Tackles - 3 (2019), 1 (2020), 2 (2021)





# 22 DERRICK HENRY

**RUNNING BACK • 6'3" • 247 LBS • COLLEGE: ALABAMA**  
**ACQUIRED: 2ND ROUND - 2016 • NFL EXPERIENCE (NFL/TITANS): 7/7**  
**HOMETOWN: YULEE, FLA.**  
**GAMES PLAYED/GAMES STARTED: 86/55 (PLAYOFFS: 7/7)**



**Pro Bowl: 2019, 2020**



**Captain: 2020, 2021**



**Community Man of the Year: 2021**

**PRO:** The Titans selected Heisman Trophy winner Derrick Henry in the second round of the 2016 NFL Draft out of the University of Alabama. The 6-foot-3-inch, 247-pounder is a powerful, downhill runner who displays tremendous speed and balance. The Yulee, Fla., native led the NFL from 2017 to 2021 in rushing yards (6,307), rushing touchdowns (60), rushing yards per game (88.8) and rushing attempts of 10-plus yards (160). In 2021, he led the NFL with 937 rushing yards and 10 rushing touchdowns in the first eight weeks of the season before missing the final nine games of the regular season. In 2020, Henry secured the NFL's rushing title for the second consecutive year after recording 2,027 rushing yards and 17 rushing touchdowns, becoming the eighth player in NFL history to eclipse 2,000 rushing yards in a season. In 2019, Henry was the NFL's leading rusher with 1,540 yards and 16 rushing scores. He racked up 5,860 rushing yards and scored 55 rushing touchdowns during his first five NFL seasons, including consecutive 1,000-yard seasons each year from 2018-20. At Alabama, the Heisman Trophy winner set numerous school and SEC records while leading his team to a National Championship in 2015.

## CAREER HIGHLIGHTS:

- In 2021, Henry led the NFL with 937 rushing yards and 10 rushing touchdowns in the first eight weeks of the season before missing the final nine games of the regular season with a foot injury. He returned to start in the team's divisional playoff contest and rushed for 62 yards and one score.
- From 2017-2021, Henry led the NFL in rushing yards (6,307), rushing touchdowns (60), rushing yards per game (88.8) and rushing attempts of 10-plus yards (160).
- Entering 2022, his 6,797 career rushing yards ranked fourth in franchise annals behind Eddie George (10,009), Earl Campbell (8,574) and Chris Johnson (7,965). Henry's career rushing touchdowns (65) ranked second behind only Campbell (73).
- Entering 2022, Henry ranked second in franchise postseason history for career rushing attempts (156), rushing yards (732), and tied for third in rushing touchdowns (four).
- In 2020, Henry was named the NFL Offensive Player of the Year, Associated Press first-team All-Pro, and FedEx Ground Player of the Year for the second consecutive season after leading the NFL with a franchise-record 2,027 rushing yards, becoming the eighth player in NFL history to eclipse 2,000 rushing yards in a season. His 2,027 rushing yards gave him the fifth-highest total in NFL history behind Eric Dickerson's 2,105 (1984), Adrian Peterson's 2,097 (2012), Jamal Lewis' 2,066 (2003) and Barry Sanders' 2,053 (1997). Henry broke Chris Johnson's franchise mark of 2,006 rushing yards in 2009.
- Additionally, in 2020 he earned first-team All-Pro honors from Pro Football Focus, Pro Football Writers of America and Sporting News and was the 101 Awards AFC Offensive Player of the Year.
- Henry became the first player to lead the NFL in rushing yards in consecutive seasons (2019-20) since LaDainian Tomlinson (2006-07).
- In 2020, Henry became the fifth all-time NFL player to lead the NFL in rushing yards, attempts and rushing touchdowns in consecutive seasons. The last to do so prior to Henry was Cleveland's Leroy Kelly from 1967 to 1968. The only other players to achieve it are Jim Brown (1958-59), Steve Van Buren (1947-49) and Bill Paschal (1943-44).
- In 2020, Henry recorded three 200-yard rushing games in a season, becoming the fifth player in NFL history to do so, joining Earl Campbell (four in 1980), O.J. Simpson (1973), Tiki Barber (2005) and Jay Ajayi (2016). He became the first player in NFL history with five career games with at least 200 rushing yards and two rushing touchdowns.
- In the 2020 regular season finale at Houston (1/3/21), set the franchise record with 250 rushing yards, breaking his own club record of 238 rushing yards (12/6/18 vs. Jacksonville). Henry's 250 rushing yards tied for the 13th-best single-game total in the NFL since 1948.
- Henry set a career high with 17 rushing touchdowns in 2020, finishing with the second-best total in franchise history behind Earl Campbell's 19 rushing touchdowns in 1979.
- In 2020, Henry totaled 1,221 rushing yards in road games, the most by any NFL running back since 1948. The previous high was held by Eric Dickerson (1,087 in 1984). Dating back to 2019, he had a streak of nine consecutive road games with at least 100 rushing yards, passing Chris Johnson (eight games from 2009-10) for the second-longest such streak in NFL history behind only Barry Sanders' 10-game road streak (from 1996-97).
- Henry totaled 2,141 scrimmage yards (2,027 rushing and 114 receiving) in 2020 to finish second in franchise history behind Chris Johnson's 2,509 scrimmage yards in 2009.
- Recorded 10 total 100-yard rushing games in 2020 to tie Earl Campbell (1980) for the third-most in franchise history. Only Campbell in 1979 (11) and Chris Johnson in 2009 (12) had more.
- Henry became the NFL's first player to rush for at least 175 and two touchdowns four times in a season in 2020.
- In 2020, Henry joined Terrell Davis (1997-98), Shaun Alexander (2004-05) and Larry Johnson (2005-06) as the only players in NFL history to rush for 1,500 yards and 15 touchdowns in two consecutive seasons.
- From 2019-20, Henry established a streak of 20 consecutive games in the regular season and playoffs with at least 18 rushing attempts, the second-longest streak of its kind in the NFL since 1948. The only player with more consecutive 18-carry games in the regular season and postseason was Emmitt Smith, whose streak was 23 games with the Dallas Cowboys from 1995 to 1996.
- In 2020, he became the first player in NFL history to produce more than one overtime touchdown run in a season. He joined LaDainian Tomlinson as the NFL's only players with multiple career touchdown runs in overtime. Tomlinson had three during his career.
- In 2020, Henry joined Bo Jackson, Ahman Green, Chris Johnson and Lamar Miller as the only NFL players to record two career rushing touchdowns of at least 90 yards. Henry joined Miller (two 97-yard touchdown runs) as the only players to ever record multiple touchdown runs of at least 94 yards.
- In 2019, Henry was the NFL's leading rusher with a then career-best 1,540 rushing yards on a career-high 303 carries for a career-high 16 rushing touchdowns.
- In 2019, Henry received numerous awards and recognition, including the NFL's FedEx Ground Player of the Year, second-team All-Pro by the Associated Press and his first career Pro Bowl selection.
- In 2019, led the AFC, ranked third in the NFL, and led the team with a career-high 18 total touchdowns.
- Ranked second in the AFC and fourth in the NFL with a career-high 1,746 yards from scrimmage in 2019.
- In 2019, Henry recorded eight 100-yard rushing performances including the postseason.
- In 2019, moved into fifth place on the franchise's all-time rushing touchdowns list after passing Lorenzo White (29) against Kansas City (11/10/19). In the same game, Henry also became the ninth player in franchise history to reach 3,000 career rushing yards.
- In Week 17 of the 2019 season, he was named AFC Offensive Player of the Week after his performance at Houston (12/29/19), where he rushed a

season-high 32 times for a season-best 211 yards with three touchdowns to secure the NFL's rushing title.

- In 2019, became the sixth player in franchise history with at least 12 touchdowns in two or more consecutive seasons.
- In 2019, joined Napoleon Kaufman (1997-99) and Robert Smith (1997-2000) as the only players in NFL history to record a rushing touchdown of at least 70 yards in three consecutive seasons.
- Passed Steve McNair (3,439 career rushing yards) for sixth place on the team's all-time rushing list, and later passed Hoyle Granger (3,514) for fifth place on the team's all-time rushing list in 2019.
- In 2019, Henry started all three of the team's playoff games and finished the postseason with 83 carries for a league-best 446 yards and two touchdowns, all of which set career-highs. His 446 rushing yards in the postseason ranked second in franchise playoff history behind Eddie George's 449 rushing yards during the 1999 playoffs.
- In 2019, during Wild Card Weekend at New England (1/4/20), Henry set a then-franchise playoff record with 182 rushing yards on 34 carries and a touchdown, which marked the second-most yards on the road in an NFL playoff game since 1950. The following week during the Divisional Round at Baltimore (1/11/20), set a franchise playoff record with 195 rushing yards on 30 carries.
- In 2018, Henry was named to the PFWA All-AFC team after setting then single-season career highs in carries (215), rushing yards (1,059), rushing long (99t), and touchdowns (12).
- 2018 marked Henry's first career 1,000-yard season. He finished sixth in the NFL in rushing yards.
- In 2018, named AFC Offensive Player of the Week for Week 13 after collecting a franchise-best 238 rushing yards with a franchise-tying four rushing touchdowns against Jacksonville on Thursday Night Football (12/6). In the same game, he scored four rushing touchdowns to tie the franchise's single-game record (Earl Campbell, Lorenzo White).
- In Week 13 of the 2018 season, recorded the second 99-yard touchdown run in NFL history (Tony Dorsett). The run also set the mark for the longest touchdown run in franchise history and tied for the longest scrimmage play in NFL history. He also became the second player in NFL history with a rushing touchdown of at least 90 yards and a rushing touchdown of at least 50 yards in the same game (Chris Johnson).
- In 2018, named AFC Offensive Player of the Month for December after registering 97 carries for 625 yards and eight touchdowns.
- In 2018, became the seventh NFL player since the 1970 AFL-NFL merger with at least four rushing touchdowns and at least 200 rushing yards in a game (Clinton Portis, Barry Sanders, Doug Martin, Jonas Gray, Mike Anderson and Corey Dillon). Henry became the first to accomplish the feat in fewer than 20 carries (17).
- In 2017, Henry led the Titans with 744 rushing yards on 176 carries, and he rushed for five touchdowns for the second consecutive season.
- In the team's Wild Card playoff victory at Kansas City on Jan. 6, 2018, Henry recorded a franchise postseason record of 191 scrimmage yards (156 rushing, 35 receiving), breaking a 57-year-old postseason record set on Jan. 1, 1961, when Billy Cannon had 178 scrimmage yards against the Los Angeles Chargers. Henry's 156 rushing yards ranked second in franchise postseason history (162 by Eddie George on Jan. 16, 2000).
- In 2016, Henry rushed for 490 yards and five touchdowns to become the third rookie for the franchise in the "Titans era" to score at least five touchdowns in a season, joining Vince Young (seven rushing touchdowns in 2006) and Chris Johnson (nine rushing and one receiving in 2008).
- Despite playing just three seasons and not seeing extensive action in his first campaign at Alabama, Henry finished his career as the school's all-time rushing leader with 3,591 yards.
- As a senior in 2015, Henry claimed the Heisman Trophy and led his team to the College Football Playoff National Championship. He also won the Doak Walker and Maxwell Award and was selected as the Walter Camp Player of the Year after rushing for an Alabama and Southeastern Conference record 2,219 yards.

#### TITANS TIDBITS:

- In high school, Henry broke the 51-year-old national high school rushing record with 12,124 yards after compiling 4,261 rushing yards as a senior.
- Henry sealed an Iron Bowl victory with an epic, career-best 271 rushing yards against the Tigers in 2015. He put the Crimson Tide on his back by carrying the ball a school-record 46 times. His 271 rushing yards were 11 more yards than Auburn had in total offense (260). He ended the game

with 14 consecutive rushes to run out the clock.

- His late grandmother, Gladys Henry, helped raise him and played a key inspirational role in his development. In 2018, he fulfilled a promise to her and graduated from Alabama with his bachelor's degree. He has a portrait tattoo of her on his chest.
- Gladys Henry nicknamed him "Shocka" as a baby because he "shocked the whole family" when he was born.
- Henry has been growing out his hair since he was in elementary school.
- In 2021, Henry was named the Titans nominee for the Walter Payton Man of the Year. Henry is the founder of the Two All Foundation, which exists to level the playing field for today's youth by giving back to both the Nashville community and Henry's hometown of Yulee, Fla.

#### CAREER TRANSACTIONS:

- The Yulee, Fla., native was selected by the Titans in the second round (45th overall) the 2016 NFL Draft.

#### SEASON RECAPS:

- 2021 (8/8, 1/1):** Honored as the team's Walter Payton Man of the Year nominee. Started the first eight games of the season and led the NFL with 937 rushing yards, 1,091 yards from scrimmage, 10 touchdowns and 56 total first downs before being placed on injured reserve on Nov. 1. Hauled in 18 receptions for 154 yards. Missed the final nine regular season games before returning as a starter for the postseason contest and rushing for 62 yards on 20 carries with a touchdown. Has 28 career 100-yard rushing performances (including the playoffs), including five in 2021 (at SEA, vs. IND, at NYJ, at JAX, vs. BUF). Henry joined Eddie George (10,009), Earl Campbell (8,574) and Chris Johnson (7,965) as the only players in franchise history to reach 6,000 career rushing yards. Led the team in rushing yards eight times in 2021 (vs. ARI, at SEA, vs. IND, at NYJ, at JAX, vs. BUF, vs. KC, at IND). Tied for the team lead in receptions once in 2021 (at SEA). Ranks second in franchise history with 65 career rushing touchdowns.
- Against Arizona (9/12), carried the ball 17 times for 58 yards and hauled in three passes for 19 yards.
  - At Seattle (9/19), named AFC Offensive Player of the Week after leading the team with 182 rushing yards on a career-high 35 carries with three touchdowns. Snared a career-best six receptions for 55 yards. Kept the Titans' first touchdown drive alive with a four-yard run on third-and-one in the third quarter. Became the fourth player in NFL history with 10 career games with at least 150 rushing yards and two rushing touchdowns, joining Jim Brown (13), LaDainian Tomlinson (12) and Barry Sanders (10). Cut the Seahawks' lead to 24-16 with a nine-yard touchdown run in the third stanza. On his first touchdown of the day, he passed Chris Johnson (58) for third place on the team's all-time touchdowns list. Rumbled for a 60-yard touchdown run down the left sideline early in the fourth quarter. Converted a key third-and-one late in the fourth quarter with a four-yard run down to the Seahawks' one-yard line. Tied the score at 30-30 with a one-yard touchdown plunge with 29 seconds remaining in regulation. Rushed four times for 21 yards during the game-winning scoring drive in overtime.
  - Against Indianapolis (9/26), led the team with 113 rushing yards on 28 carries. Snared three receptions for 31 yards. Extended the Titans' second touchdown drive with an eight-yard run on third-and-one in the second quarter. Made it a two-possession game at 22-13 with a two-point conversion run in the fourth quarter.
  - At N.Y. Jets (10/3), led the team with 157 rushing yards on 33 carries with a score. Became the third player in NFL history with at least 150 rushing yards in three consecutive road games, joining Earl Campbell and O.J. Simpson. Hauled in two passes for 20 yards out of the backfield. Rushed four times for 50 yards during the Titans' initial touchdown drive. Gave the Titans a 17-10 lead with a one-yard touchdown plunge early in the fourth quarter.
  - At Jacksonville (10/10), led the team with 130 rushing yards on 29 carries with three rushing scores. Increased the Titans' lead to 14-6 with a one-yard touchdown plunge on the first play of the second quarter. Made the score 31-13 with a nine-yard touchdown run in the third stanza. Sealed the victory with a 10-yard touchdown jaunt late in the fourth quarter. With his first rushing touchdown of the day, he became the third player in franchise history to reach 60 rushing touchdowns, joining Earl Campbell (73) and Eddie George (64).
  - Against Buffalo (10/18), named AFC Offensive Player of the Week for the second time in 2021. Carried the ball 20 times for a team-best 143 rushing yards with three rushing scores, while setting a career-best with his fifth consecutive 100-yard rushing performance. Joined Eric Dickerson as



the NFL's only players since 1960 with 750 rushing yards and 10 rushing touchdowns in the first six games of a season. Hauled in two passes for 13 yards. Gave the Titans a 7-6 lead with a 76-yard touchdown run up the middle in the second quarter. It was the third-longest touchdown run of his career. The run was his fourth career rushing touchdown of at least 75 yards and his fifth overall touchdown of at least 75 yards (one receiving). Helped the Titans re-gain the lead with a three-yard touchdown rumble off left tackle in the third quarter. Scored the eventual game-winning touchdown on a 13-yard blast off left tackle in the fourth quarter. Passed Eddie George (64) for second place on the franchise rushing touchdowns list.

- Against Kansas City (10/24), led the team with 86 rushing yards on 29 carries. Threw his first career regular season touchdown pass. Hauled in two receptions for 16 yards. Gave the Titans an early 7-0 lead with a five-yard touchdown pass to MyCole Pruitt in the first quarter. Extended the Titans' final scoring drive with a four-yard run on third-and-one late in the second quarter.
- At Indianapolis (10/31), led the team with 68 rushing yards on 28 carries. Of all players in NFL history with a 2,000-yard rushing season, his 937 rushing yards in 2021 are the most of any player in their first eight games in the season after hitting the 2,000-yard mark. Kept a Titans' fourth-quarter scoring drive alive with a three-yard run on third-and-one early in the final quarter.
- Against Cincinnati (1/22), returned to the lineup for the first time since Oct. 31 and rushed 20 times for 62 yards with a touchdown. Ranks second in franchise postseason history with 732 career rushing yards. Evened the score at 6-6 by taking a direct snap and rumbling for a three-yard touchdown run in the second quarter.

**2020 (16/16, 1/1):** Named NFL Offensive Player of the Year, selected Associated Press first-team All-Pro and named to his second career Pro Bowl. Name NFL's FedEx Ground Player of the Year for the second consecutive season. Started all 16 games and led the NFL with a franchise-record 2,027 rushing yards becoming the eighth player in NFL history to eclipse 2,000 rushing yards in a season. Became the first player since LaDainian Tomlinson (2006-07) to lead the NFL in rushing yards in consecutive seasons. Became the fifth all-time NFL player to lead the NFL in rushing yards, attempts and rushing touchdowns in consecutive seasons and the first since 1967-68. Led the NFL with 2,141 yards from scrimmage which ranks second in franchise history. Led the NFL with a career-high 17 rushing touchdowns. Started the postseason contest and rushed 18 times for 40 yards with three receptions for 11 yards. Led the team in rushing yards 17 times in 2020 (at DEN, vs. JAX, at MIN, vs. BUF, vs. HOU, vs. PIT, at CIN, vs. CHI, vs. IND, at BAL, at IND, vs. CLE, at JAX, vs. DET, at GB, at HOU, vs. BAL). Named AFC Offensive Player of the Month for October after averaging a league-high 114.7 rushing yards per game, totaling an AFC-high 344 yards on 61 attempts and scoring an NFL-best five rushing touchdowns. Became the third player in franchise history to rush for 1,200 yards and 10 touchdowns in at least two consecutive seasons. Passed Lorenzo White (4,079 career rushing yards) for fourth place on the franchise's all-time rushing list at Minnesota (9/27/20). Became the fourth player in franchise history to hit 40 career rushing touchdowns at Minnesota (9/27/20). Registered his 50th career touchdown (rushing and receiving) at Baltimore (11/22/20), becoming the fifth player in franchise history to score at least 50 career touchdowns of any kind. Became the first player in NFL history with multiple game-winning overtime touchdowns in a single season (vs. HOU, at BAL). Went over the 5,000-yard career rushing mark and became the fourth player in franchise history to reach the plateau at Indianapolis (11/29/20). Logged his fourth career game with at least 200 rushing yards and two touchdowns at Jacksonville (12/13/20), becoming the NFL's first player to record four such performances, breaking Jim Brown's NFL record of three games that was later matched by Barry Sanders and LaDainian Tomlinson. Became the NFL's fifth player to rush for at least 175 and two touchdowns three times in a season, joining Baltimore's Jamal Lewis (2003), the New York Giants' Joe Morris (1986), San Diego's LaDainian Tomlinson (2006) and Miami's Ricky Williams (2002).

- At Denver (9/14), led the team with 116 rushing yards on 31 carries. Caught three passes for 15 yards out of the backfield. Became the third player in franchise history to record 10 consecutive regular season games with at least 80 scrimmage yards. Extended the Titans' initial scoring drive with an 11-yard rush on third-and-one in the second quarter.
- Against Jacksonville (9/20), rushed 25 times for 84 yards. Became the second player in franchise history to record 11 consecutive regular season games with at least 80 scrimmage yards. Extended the Titans' third

touchdown drive with a seven-yard run on third-and-three in the second quarter.

- At Minnesota (9/27), rushed 26 times for 119 yards with two touchdowns. Snared two passes for 11 yards. Extended the Titans' scoring drive in the second quarter with a one-yard rush on fourth-and-one. Cut the Vikings' lead to 24-19 with a one-yard touchdown plunge in the third quarter. Gave the Titans a 25-24 lead with a one-yard touchdown rumble late in the third stanza.
- Against Buffalo (10/13), started at running back and carried the ball 19 times for 57 yards with two touchdowns. It was his 10th career game with at least two rushing touchdowns. Caught one pass for six yards. Gave the Titans a 14-7 advantage with a one-yard touchdown plunge on the third play of the second quarter. Increased the Titans lead to 35-16 with a nine-yard touchdown jaunt off right end in the final quarter.
- Against Houston (10/18), named AFC Offensive Player of the Week after recording 22 carries for a team-best 212 yards and two touchdowns, recording his third career 200-yard rushing game. His 212 rushing yards rank fifth in franchise history, and he now owns three of the top six single-game rushing performances in team annals. Kickstarted the Titans' second touchdown drive with a 34-yard run up the middle in the first quarter. Extended the Titans' second touchdown drive with a two-yard rumble on third-and-one in the opening quarter. Allowed the Titans to regain the lead with a 94-yard touchdown run in the fourth quarter. Became the fifth NFL player to record two career rushing touchdowns of 90 or more yards. Kickstarted the Titans' game-winning drive with a 53-yard catch-and-run down the right sideline in overtime. Sealed the 42-36 victory with a game-winning five-yard touchdown run out the Wildcat formation in overtime.
- Against Pittsburgh (10/25), started at running back and rushed 20 times for 75 yards with a score. Caught two passes out of the backfield. Cut the Steelers lead to 27-24 with a one-yard touchdown plunge in the fourth quarter.
- At Cincinnati (11/1), led the team with 112 rushing yards on 18 carries with a score. Rushed seven times for 46 yards during the Titans' initial scoring drive in the second quarter. Extended the Titans initial touchdown drive with a four-yard run on third-and-one. Cut the Bengals' lead to 10-7 with a three-yard touchdown jaunt off right guard in the second quarter. Kept the Titans' second touchdown drive alive with a seven-yard run on third-and-one in the fourth quarter.
- Against Chicago (11/8), rushed 21 times for a team-high 68 yards. Extended the Titans' first touchdown drive with a two-yard run on third-and-two in the second quarter. Kickstarted the Titans' final touchdown drive with a 26-yard jaunt off right end in the fourth quarter.
- Against Indianapolis (11/12), led the team with 103 rushing yards on 19 carries. Hauled in one pass for six yards.
- At Baltimore (11/22), carried the ball 28 times for 133 yards with the game-winning score, his 50th career touchdown. Extended a Titans' scoring drive with a three-yard run on third-and-one late in the second quarter. Ran for a 24-yard gain in the fourth quarter, which put him over the 1,000-yard rushing mark for the third consecutive season. Gave the Titans a 30-24 victory with a 29-yard game-winning, walkoff touchdown run in overtime.
- At Indianapolis (11/29), led the team with 178 rushing yards on 27 carries with three rushing scores. Extended his streak to eight consecutive regular season road games with at least 100 rushing yards. Registered his third career game with at least three rushing touchdowns. Caught two passes for seven yards. Gave the Titans an early 7-0 lead by taking a sweep lateral and sprinting 12 yards for the opening touchdown. Increased the Titans lead to 21-14 with a one-yard touchdown run off right end in the second quarter. On his second touchdown of the day, he passed Charlie Hennigan (51) for fourth place on the franchise's all-time touchdowns list. Kickstarted the Titans' fourth touchdown drive with a 31-yard jaunt off right tackle in the second stanza. Slashed his way to an 11-yard touchdown run and a 28-14 lead with less than two minutes remaining in the first half.
- At Jacksonville (12/13), carried the ball 26 times for 215 yards (8.3 avg.) with two touchdowns. Logged his fourth career game with at least 200 rushing yards and two touchdowns, becoming the NFL's first player to record four such performances, breaking Jim Brown's NFL record of three games that was later matched by Barry Sanders and LaDainian Tomlinson. Registered his ninth consecutive road game with at least 100 rushing yards. Caught two passes for seven yards out of the backfield. Increased the Titans lead to 14-3 with a 36-yard touchdown run up the middle late in the second quarter. Set up the Titans third touchdown of the day with a 47-yard scamper down to the Jaguars' five-yard line early in the third stanza. Gave the Titans a commanding 31-3 advantage with a one-yard touchdown plunge in the third quarter.
- Against Detroit (12/20), rushed 24 times for 147 yards with a touchdown.

Caught two passes for five yards. Gave the Titans an early 7-0 lead with a three-yard score off left end for his 15th rushing touchdown of the season. With the touchdown, he joined Terrell Davis (1997-98), Shaun Alexander (2004-05) and Larry Johnson (2005-06) as the only players in NFL history to rush for 1,500 yards and 15 touchdowns in two consecutive seasons. Set up a Titans' touchdown with a 33-yard run down to the Lions' three-yard line on third-and-one on the first play of the fourth quarter. Increased the Titans' lead to 32-18 with a two-point conversion plunge early in the fourth quarter.

- At Green Bay (12/27), rushed 23 times for 98 yards.
- At Houston (1/3), named AFC Offensive Player of the Week after carrying the ball 34 times for a franchise-record 250 rushing yards with two touchdowns in the Titans' division-clinching victory and in the process became the eighth player in NFL history to eclipse 2,000 rushing yards in a season. Became the first player in NFL history with five career games with at least 200 rushing yards and two rushing touchdowns. Gave the Titans a 10-3 lead with a 52-yard touchdown jaunt off right tackle on the first play of the second quarter. Set up the Titans' second touchdown of the afternoon with a 28-yard run to the Texans' one-yard line in the second stanza. Extended the Titans' lead to 24-9 with a six-yard touchdown run off left end in the third quarter. Set up a Titans' touchdown in the third quarter with a 45-yard rumble down the right sideline to the Houston five-yard line in the third quarter.
- Against Baltimore (1/10) in the Wild Card game, rushed 18 times for 40 yards and caught three passes for 11 yards.

**2019 (15/15, 3/3):** Named the NFL's FedEx Ground Player of the Year. Named second-team All-Pro by the Associated Press. Selected to his first career Pro Bowl. Started 15 games at running back and led the NFL with a career-best 1,540 rushing yards. Led the AFC, ranked third in NFL and led the squad with a career-high 18 total touchdowns. Hauled in 18 receptions for 206 yards with two receiving touchdowns. Ranked second in the AFC and fourth in the NFL with a career-best 1,746 yards from scrimmage. Has posted 24 rushing touchdowns in his past 20 regular season games, which leads the NFL in that time period. Finished with the fourth-best rushing yardage total in franchise history and second in franchise history with 16 rushing touchdowns. Was inactive for one contest. Started all three playoff contests and finished the postseason with 83 rushing attempts for a league-best 446 yards and two touchdowns. His rushing yardage total ranked second in franchise postseason history behind Eddie George's 449 rushing yards during the 1999 playoffs. Hauled in five passes for 21 yards and threw a three-yard touchdown pass. Led the team in rushing yards 17 times in 2019 (at CLE, vs. IND, at ATL, vs. BUF, at DEN, vs. LAC, vs. TB, at CAR, vs. KC, vs. JAX, at IND, at OAK, vs. HOU, at HOU, at NE, at BAL, at KC). Tied for the team lead in receptions once in 2019 (at BAL). With two rushing touchdowns against Kansas City (11/10/19), passed Lorenzo White (29) for fifth place on the franchise's all-time rushing touchdowns list. Became the sixth player in franchise history with at least 12 touchdowns in two or more consecutive seasons. With his 74-yard touchdown run against Jacksonville (11/24/19), he joined Napoleon Kaufman (1997-1999) and Robert Smith (1997-2000) as the only players in NFL history to record a rushing touchdown of at least 70 yards in three consecutive seasons. Passed Steve McNair (3,439 career rushing yards) for sixth place on the team's all-time rushing list and later passed Hoyle Granger (3,514) for fifth place on the team's all-time rushing list at Oakland (12/8/19). Set a franchise playoff record with 182 rushing yards at New England (1/4/20) and then reset it with 195 rushing yards at Baltimore (1/11/20).

- At Cleveland (9/8), started at running back and rushed a game-high 19 times for a team-best 84 yards with a touchdown. Snared one reception for a career-best 75-yard touchdown. It was his first career performance with a rushing touchdown and receiving touchdown in a game. Gave the Titans a 10-6 lead with a one-yard touchdown plunge in the second quarter. Answered a Browns touchdown with a 75-yard touchdown reception on a screen to give the Titans a 22-13 lead late in the third quarter.
- Against Indianapolis (9/15), started at running back and led the team with 82 rushing yards on 15 carries with a touchdown. Caught two passes for 12 yards. Gave the Titans a 14-13 lead with a one-yard touchdown plunge in the third stanza.
- At Atlanta (9/29), started at running back and led the team with 100 rushing yards on 27 carries. Hauled in one reception for eight yards out of the backfield.
- Against Buffalo (10/6), started at running back and led the team with 78 rushing yards on 20 carries with a touchdown. Rumbled for 24 yards on a rush off right end late in the first quarter. Evened the score at 7-7 with a one-yard touchdown plunge on third-and-one in the third quarter.

- Against L.A. Chargers (10/20), started at running back and led the team with 90 rushing yards on 22 rushes with a touchdown. Snagged one reception for 18 yards. Extended the Titans' lead to 23-13 with an 11-yard touchdown rumble off left end in the fourth quarter. On an eight-yard run in the fourth quarter, he passed Ronnie Coleman (2,769 career rushing yards) for ninth place on the franchise's all-time rushing list.
- At Carolina (11/3), started at running back and carried the ball 13 times for 63 yards with a touchdown. Snared three passes for 36 yards with a receiving score. During the Titans' initial touchdown drive in the third quarter, rushed seven times for 47 yards and finished the march with an eight-yard touchdown run up the middle. Cut the Panthers' lead to 24-14 with a 23-yard touchdown reception on a screen early in the final quarter.
- Against Kansas City (11/10), started at running back and rushed 23 times for a then-season-best 188 rushing yards with two touchdowns. Caught two passes for three yards. Gave the Titans a 20-19 with a 68-yard touchdown run up the middle in the third quarter. On his 68-yard touchdown, became the ninth player in franchise history to reach 3,000 career rushing yards. Cut the Chiefs' lead to 29-27 with a one-yard touchdown plunge midway through the fourth quarter.
- Against Jacksonville (11/24), started at running back and rushed 19 times for 159 yards with two touchdowns. Caught one pass for 16 yards. Set up the Titans' second touchdown with a pass to Jonnu Smith which drew a 16-yard pass interference penalty in the end zone in the third quarter. Broke the game open with a 74-yard touchdown run down the left sideline in the third quarter. Less than 30 seconds later after a Titans' fumble recovery on the ensuing kickoff, gave the team a commanding 28-3 lead with a seven-yard touchdown plunge.
- At Indianapolis (12/1), started at running back and carried the ball 26 times for 149 yards with a touchdown. Tied for the team lead with three receptions for 17 yards. Posted his third consecutive 100-yard+ rushing performance. Kept the Titans' opening touchdown drive alive with a three-yard run on third-and-one in the first quarter. Kickstarted the Titans' second touchdown march with a 34-yard run off right end in the third stanza. Cut the Colts lead to 17-14 with a 13-yard touchdown jaunt on fourth-and-one in the third quarter.
- At Oakland (12/8), started at running back and posted his fourth consecutive 100-yard rushing performance with a team-best 103 yards on the ground on 18 carries with two rushing scores. Caught one pass for six yards. Extended the Titans' first touchdown drive with a 12-yard rumble on third-and-one in the opening quarter. Evened the score at 7-7 with a 12-yard touchdown run off left end in the opening quarter. Gave the Titans a 28-21 lead with a 10-yard touchdown jaunt up the middle in the third stanza.
- At Houston (12/29), named AFC Offensive Player of the Week. Rushed a season-high 32 times for a season-best 211 yards with three touchdowns to become the NFL's leading rusher in 2019. Carried the ball seven times for 46 yards during the Titans' touchdown march to start the second half. Increased the Titans lead to 21-7 with a three-yard touchdown plunge in the third quarter. Gave the Titans a 28-14 advantage with a one-yard touchdown run early in the final stanza. Sealed the victory and captured the 2019 NFL rushing title with a 53-yard touchdown jaunt late in the fourth quarter.
- At New England (1/4), started at running back and led the team with a then franchise playoff record 182 rushing yards on 34 carries with a touchdown. Snared a 22-yard reception out of the backfield. Rushed for the second-most yards on the road in an NFL playoff game since 1950. Fueled the Titans' opening touchdown march with seven carries for 49 yards. Kickstarted the Titans' second touchdown drive with a 29-yard jaunt off right tackle in the second quarter. Set up the Titans' second touchdown with a 22-yard catch on a screen down to the Patriots' one-yard line late in the second quarter. Gave the Titans a 14-13 lead with a one-yard touchdown plunge late in the second stanza. Accounted for all 75 yards during the Titans' second touchdown drive.
- At Baltimore (1/11), started at running back. Collected a franchise postseason record 195 rushing yards on 30 carries and threw his first career touchdown pass. Tied for the team lead with two catches for seven yards. Set up the Titans' third touchdown of the afternoon with a 66-yard jaunt up the middle to the Ravens' six-yard line in the third quarter. Extended the Titans lead to 21-6 with a three-yard touchdown pass to Corey Davis out of the wildcat formation midway through the third stanza.
- At Kansas City (1/19), started at running back and rushed 19 times for 69 yards with a touchdown. Hauled in two passes for minus-eight yards. Gave the Titans a 10-0 lead with a four-yard touchdown run on a direct snap in the first quarter. Extended the Titans' second touchdown drive with a three-yard run on third-and-one in the second stanza.



**2018 (16/12):** Named to the PFWA's All-AFC team. Played in all 16 games with 12 starts at running back. Led the team and tied for the AFC lead with a then career-best 12 rushing touchdowns. Led the team and ranked second in the AFC with a then career-high 1,059 rushing yards on 215 carries. Hauled in 15 receptions for 99 yards. Completed two of three passes for 14 yards. Set a franchise record with 238 rushing yards and tied a franchise mark with four rushing touchdowns, including an NFL-record-tying 99-yard rushing score against Jacksonville (12/6/18). Led the team in rushing yards eight times in 2018 (vs. HOU, at JAX, at BUF, vs. NE, at IND, vs. JAX, at NYG, vs. WAS). Named AFC Offensive Player of the Week after collecting a franchise-best 238 rushing yards with a franchise-tying four rushing touchdowns against Jacksonville (12/6/18). Named AFC Offensive Player of the Month for December 2018 after registering 97 carries for 625 yards and eight touchdowns. Henry authored one of only four calendar months for the franchise since 1970 in which a player rushed for at least 600 yards.

- Against Houston (9/16), started at running back and led the team with 18 carries and 56 rushing yards. Posted his first career completion with a toss to Taywan Taylor for eight yards on a play out of the Wildcat formation. Extended the Titans' second scoring drive with a five-yard jaunt out of the Wildcat on third-and-one in the first quarter.

- At Los Angeles Chargers in London (10/21), started at running back and carried the ball 12 times for 33 yards with a touchdown. Snared two receptions for 32 yards out of the backfield. Ignited the Titans' second scoring drive with a 21-yard catch in the second stanza. Cut the Chargers' lead to 17-13 with a one-yard touchdown plunge with 9:43 left to play in the third quarter. Kept the Titans' final touchdown drive alive with a three-yard run on third-and-one in the fourth quarter.

- Against New England (11/11), started at running back and led the team with 58 rushing yards on 11 carries with a then career-high-tying two rushing scores. Extended the Titans lead to 24-10 with a one-yard touchdown plunge late in the second quarter. Sealed the Titans' victory with a 10-yard touchdown run out of the Wildcat to make the score 34-10 in the fourth quarter.

- Against Jacksonville (12/6), named AFC Offensive Player of the Week after rushing 17 times for a franchise-best 238 rushing yards with a franchise-tying four rushing touchdowns. His 238 rushing yards set a new franchise record, breaking Chris Johnson's mark of 228 yards against the Jaguars on Nov. 1, 2009. Became the seventh NFL player since the 1970 AFL-NFL merger with at least four rushing touchdowns and at least 200 rushing yards in a game. Matched Johnson as the only players in NFL history with a rushing touchdown of at least 90 yards and a rushing touchdown of at least 50 yards in the same game. Gave the Titans an early 7-0 lead with a three-yard touchdown plunge in the first quarter. Gave the Titans a commanding 13-2 lead with an NFL record-tying long 99-yard touchdown jaunt that featured multiple stiff arms in the second quarter. Notched his third rushing touchdown of the evening with a 16-yard rumble up the middle in the third quarter. Tied the franchise record with his fourth rushing score on a 54-yard sprint down the right sideline in the third stanza. With his four touchdowns in the game, he set a new career high with nine rushing touchdowns on the season.

- At N.Y. Giants (12/16), started at running back and posted a career-high 33 rushes for 170 yards and two touchdowns. Grabbed one reception out of the backfield. Recorded a team-best 10 first downs. Gave the Titans an early 7-0 lead with a one-yard touchdown plunge on fourth-and-goal in the first stanza. On a 22-yard run in the second quarter, surpassed 2,000 career rushing yards. Increased the Titans lead to 14-0 with his second one-yard touchdown run of the afternoon with 2:20 left to play in the third quarter.

- Against Washington (12/22), started at running back and rushed 21 times for 84 yards with a touchdown. Caught one pass for eight yards. Gave the Titans an early 6-3 lead with a one-yard touchdown plunge in the first quarter. Set up the Titans' game-winning touchdown with an 18-yard rumble down to the Redskins' two-yard line in the final stanza.

- Against Indianapolis (12/30), started at running back and led the team with 93 rushing yards on 16 carries. Hauled in one reception for 13 yards. Set up a Titans' touchdown by rumbling 33 yards to the Colts' 22-yard line late in the third quarter.

**2017 (16/2, 2/2):** Saw action in all 16 games with two starts at running back and led the team with a career-best 744 rushing yards on 176 carries. Tied for second on the squad with five rushing touchdowns. Caught 11 passes for 136 yards with a touchdown. Started his first two career postseason contests and led the squad with 184 rushing yards on 35 carries with a

touchdown. Recorded five catches for 56 yards. Led the team in rushing yards eight times in 2017 (at JAX, vs. IND, vs. BAL, vs. CIN, at PIT, at IND, vs. HOU, at KC). Had three 100-yard rushing performances (including the playoffs) in 2017 (vs. IND, vs. HOU, at KC). Collected a career-best 131 rushing yards against Indianapolis (10/16/17). Set a new single-game postseason franchise record with 191 scrimmage yards at Kansas City (1/6/18), breaking a 57-year-old record.

- At Jacksonville (9/17), saw action as a reserve at running back and led the team with a then career-best 92 rushing yards on 14 carries with a touchdown. Posted 87 of his rushing yards in the second half. Kept the Titans' second scoring drive alive with a two-yard run on third-and-one in the second quarter. Gave the Titans a 16-3 lead with a punishing 17-yard touchdown run up the middle with 6:36 left to play in the third quarter. Extended the Titans' final touchdown drive with a three-yard plunge on third-and-one in the final quarter.

- Against Indianapolis (10/16), saw action as a reserve at running back and led the team with a career-best 131 rushing yards on a career-high 19 rushes with a touchdown. Caught one pass for 14 yards out of the backfield. Sealed the Titans' win with a 72-yard touchdown rumble down the left sideline on third-and-five with 47 second left to play in the game.

- Against Baltimore (11/5), played as a reserve at running back and led the team with 26 rushing yards on eight carries including a touchdown. Caught two passes for 10 yards. Increased the Titans lead to 16-6 with a one-yard touchdown run on third-and-one in the second quarter. Extended the Titans' game-winning touchdown drive with a six-yard catch on third-and-three in the fourth quarter.

- At Indianapolis (11/26), saw action as a reserve at running back and led the team with 79 rushing yards on 13 carries. Hauled in one reception for 10 yards out of the backfield. During the team's game-winning drive in the fourth quarter, posted five carries for 42 yards and one reception for 10 yards. Helped seal the game with a 16-yard run on the first play after the two-minute warning.

- Against Houston (12/3), played as a reserve at running back and led the team with 109 rushing yards on 11 carries with a score. Set up the Titans' first touchdown with a 24-yard rumble down to the Texans' nine-yard line. Extended the Titans' second touchdown drive with a three-yard run on fourth-and-one late in the third quarter. Clinched the victory with a 75-yard touchdown run on third-and-five late in the fourth quarter.

- At Arizona (12/10), started at running back as the team opened in a two-back set and rushed eight times for 20 yards with a touchdown. Gave the Titans a 7-0 lead with a six-yard touchdown run off left end with 7:16 remaining in the first half.

- Against Jacksonville (12/31), started at running back and carried the ball a career-high 28 times for 51 yards. Led the team with 66 receiving yards and a touchdown. Gave the Titans a 6-0 lead with a 66-yard touchdown catch on a screen pass early in the second quarter.

- At Kansas City (1/6), started at running back and led the team with 156 rushing yards on 23 carries with a touchdown in his first career postseason game. Caught two passes for 35 yards out of the backfield. His 191 scrimmage yards set a new single-game postseason record for the franchise, breaking a 57-year-old record. Cut the Chiefs' lead to 21-16 with a 35-yard touchdown jaunt with 14:08 left to play in the game. Sealed the victory with a 22-yard rumble for a first down on third-and-10 with 1:53 remaining in the game.

**2016 (15/2):** Played in 15 games with two starts at running back as a rookie and ranked second on the team with 490 rushing yards on 110 carries with five touchdowns. Became the third rookie for the franchise in the "Titans era" to score at least five touchdowns in a season. Hauled in 13 receptions for 137 yards. Did not play in one contest after suffering an injury in pregame warmups. Led the team in rushing yards twice (at CHI, vs. HOU). Tied for the team lead in receptions once (vs. JAX). Appeared in his first career NFL game and started at running back against Minnesota (9/11/16). Posted his first career touchdown against Jacksonville (10/27/16).

- Against Minnesota (9/11), made his NFL debut and started in a two-running back set. Carried the ball five times for three yards and caught two passes for 41 yards. Set up the Titans' opening field goal by hauling in his first career catch and reversing field for a 29-yard gain in the first quarter.

- At Detroit (9/18), played as a reserve at running back and rushed nine times for 40 yards. Caught one pass for nine yards. Extended the Titans' first scoring drive with a five-yard jaunt on third-and-one late in the opening stanza.

- At Miami (10/9), started at running back as the team opened the game in a two-running back set. Rushed seven times for 54 yards with a long rush of 22 yards. Set up the Titans' second touchdown with a 22-yard dash up

the middle in the second quarter.

- Against Jacksonville (10/27), played significant snaps as a reserve at running back and rushed 16 times for 60 yards with his first career touchdown. Tied for the team lead with four receptions for 37 yards. Increased the Titans lead to 17-0 with his first career rushing touchdown on a six-yard run off right end in the second quarter. Kept the Titans' final scoring drive alive with a two-yard rumble on third-and-one on the first play of the fourth quarter.
- At San Diego (11/6), did not play after being injured in pregame warmups.
- At Chicago (11/27), played as a reserve at running back and led the team with 60 rushing yards on eight carries with a touchdown. Evened the score at 7-7 with an 11-yard touchdown run off left tackle with four seconds left to play in the first quarter.
- At Kansas City (12/18), played as a reserve at running back and carried the ball nine times for 58 yards with two touchdowns. Carried the ball five times for 41 yards during the Titans' initial touchdown drive that was punctuated by his four-yard touchdown run with 11:58 left to play in the second quarter. Cut the Chiefs' lead to 17-16 with his second touchdown of the afternoon, a one-yard jaunt, with 3:12 left to play in the fourth quarter.
- Against Houston (1/1), played as a reserve at running back and led the team with a career-best 65 rushing yards on 15 carries with a touchdown. Caught one pass for three yards. Kept the Titans' final touchdown drive alive with a 14-yard run on third-and-one in the third quarter. Gave the Titans a 21-7 advantage with a two-yard touchdown jaunt with 4:44 left to play in the third stanza.

#### COLLEGE:

- In three seasons at Alabama (2013-15), Henry played in 39 games and totaled 602 carries for a school-record 3,591 yards and 42 rushing touchdowns and added 285 yards on 17 career receptions with three receiving scores. Henry won numerous awards including the Heisman Trophy, the Doak Walker Award, Walter Camp Award, and Maxwell Award. During Alabama's victory over Clemson in the 2016 College Football Playoff National Championship, he broke Shaun Alexander's record for most career rushing yards in Alabama history.
- As a junior (2015), claimed the Crimson Tide's second Heisman Trophy and led his team to the College Football Playoff National Championship. Also won the Doak Walker and Maxwell Award and was selected as the Walter Camp Player of the Year. Named a unanimous first team All-American and first team All-SEC by the league's coaches and the Associated Press. Selected as the SEC Offensive Player of the Year by both outlets. Rushed for a school- and Southeastern Conference record 2,219 yards, which led the nation and was the fifth most in a single-season by an FBS player in college football history. Averaged 147.9 yards per game, which was second in the country. His 28 rushing touchdowns were a national best and an SEC record, snapping Tim Tebow and Tre Mason's old mark of 23. Led the SEC in rushing in conference games with a 179.2 yards per game average, including 13 touchdowns. Had multiple rushing touchdowns in nine games and set the Alabama single-season record with 10 100-yard rushing games and four 200-yard games, which broke Bobby Humphrey's school record (3) set in 1986. Only the third running back in SEC history (Herschel Walker and Bo Jackson) to have four 200-yard games in a single season. Set the school record with 11 consecutive games with a rushing touchdown and finished his career 20 straight, which was the most in the SEC history. Caught 11 passes for 91 yards. Accounted for a team-high 109 first down rushes on a school-record 395 carries. Was a five-time SEC Offensive Player of the Week (Wisconsin, Georgia, Texas A&M, Mississippi State and Auburn).
- At Auburn (11/28/15), produced a Heisman-worthy performance as he rushed his way past the Tigers on the Plains to the tune of a career-high 271 yards on the ground on a school-record 46 carries. Scored a touchdown on his 46th and final carry on a 25-yard jaunt that capped 14 straight rushes to end the game. Earned Walter Camp National Player of the Week honors and SEC Player of the Week accolades.
- Against Clemson (1/11/16), rushed for 158 yards and three touchdowns

as the Crimson Tide claimed a 45-40 victory to win the national championship. Carried 36 times, including a 50-yard touchdown scamper in the first quarter and then sealed the win with a one-yard plunge with 1:07 remaining in the game.

- As a sophomore (2014), finished the year with 990 rushing yards on 172 carries with 11 rushing touchdowns. Had five receptions for 133 yards and two receiving touchdowns. Played in all 14 games with two starts and had 21 explosive rushes of 12 yards or more while converting 47 first downs, including four on third down. Three of his five receptions were explosive, taking screen passes 29, 41 and 52 yards.
- As a freshman (2013), as a true freshman saw action in 12 games and totaled 382 rushing yards on 35 carries for a 10.9 yards per carry average. Rushed 10 times (28.6 percent) for 12 yards or more while converting 17 first downs. Took his one pass reception to the end zone for a 61-yard catch and run in the Sugar Bowl. Contributed three tackles on special teams. Registered two 100-yard game (111 vs. Arkansas and 100 vs. Oklahoma).
- Graduated from Alabama in May 2018 with a degree in communications.

#### PERSONAL:

- Attended Yulee (Fla.) High School, where he was five-star prospect that was listed as the nation's No. 1 athlete and No. 4 running back prospect.
- Was a member of the 2012 All-USA Football Team, chosen by USA Today and also was named the 2012 Maxwell Football Club National High School Player of the Year.
- Broke Ken Hall's 51-year-old national high school rushing record with 12,124 yards after rushing for 4,261 yards as a senior in 2012. Was a Parade Magazine All-American and the publication's National Player of the Year.
- Played for the East squad in the U.S. Army All-American Bowl, rushing for 53 yards with a touchdown and a two-point conversion.
- Named MaxPreps National Player of the Year and first-team All-American after finishing his high school career with 153 rushing touchdowns, which ranks fifth all time, including 55 scores in 2012.
- Set the Florida high school record with a 510-yard performance against Jacksonville Jackson and averaged 9.2 yards per carry and 327.8 yards per game as a senior.
- Named 2012 first-team All-State selection by the Associated Press and was the Player of the Year on the All-First Coast team.
- Named the 2012 Columbus (Ohio) Touchdown Club National High School Player of the Year as a senior.
- As a junior (2011), rushed for 2,610 yards and 34 scores to earn first-team All-Coast honors from the Florida Times-Union.
- As a sophomore (2010) was named first-team All-Coast running back after rushing for 2,788 yards and 38 touchdowns while averaging 8.9 yards per attempt.
- As a freshman (2009), rushed for 2,465 yards and 26 scores.
- Also played basketball and ran track (100, 400, 4x100, 4x400) in high school.
- As a standout track & field athlete, he competed as a sprinter and posted a personal-best time of 11.11 seconds in the 100-meter dash at the 2011 FHSAA 2A District 3 Championships, where he placed seventh.
- List of favorites: (movie) "Remember the Titans"; (musician) Kevin Gates; (place to get away) anywhere with his family; (food) wings; (athletes as a child) LaDainian Tomlinson and Eddie George; (sports teams as a child) New York Yankees, Los Angeles Lakers.
- Follow Henry on Twitter at @kinghenry\_2.
- Follow Henry on Instagram at @last\_king\_2.
- Born Derrick Lamar Henry, Jr. on Jan. 4, 1994 in Yulee, Fla.



## DERRICK HENRY'S NFL STATISTICS

REGULAR SEASON				RUSHING					RECEIVING				
Year	Team	GP	GS	Att	Yds	Avg	Lg	TD	No	Yds	Avg	Lg	TD
2016	Tennessee	15	2	110	490	4.5	22	5	13	137	10.5	29	0
2017	Tennessee	16	2	176	744	4.2	75t	5	11	136	12.4	66t	1
2018	Tennessee	16	12	215	1,059	4.9	99t	12	15	99	6.6	21	0
2019	Tennessee	15	15	303	1,540	5.1	74t	16	18	206	11.4	75t	2
2020	Tennessee	16	16	378	2,027	5.4	94t	17	19	114	6.0	53	0
2021	Tennessee	8	8	219	937	4.3	76t	10	18	154	8.6	16	0
<b>NFL Totals</b>		<b>86</b>	<b>55</b>	<b>1,401</b>	<b>6,797</b>	<b>4.9</b>	<b>99t</b>	<b>65</b>	<b>94</b>	<b>846</b>	<b>9.0</b>	<b>75t</b>	<b>3</b>

PLAYOFFS				RUSHING					RECEIVING				
Year	Team	GP	GS	Att	Yds	Avg	Lg	TD	No	Yds	Avg	Lg	TD
2017	Tennessee	2	2	35	184	5.3	35t	1	5	56	11.2	29	0
2019	Tennessee	3	3	83	446	5.4	66	2	5	21	4.2	22	0
2020	Tennessee	1	1	18	40	2.2	8	0	3	11	3.7	7	0
2021	Tennessee	1	1	20	62	3.1	9	1	0	0	-	0	0
<b>NFL Totals</b>		<b>7</b>	<b>7</b>	<b>156</b>	<b>732</b>	<b>4.7</b>	<b>66</b>	<b>4</b>	<b>13</b>	<b>88</b>	<b>6.8</b>	<b>29</b>	<b>0</b>

### Single-Game Highs

Rushes - 35 at Seattle (9/19/21)  
 Rushing Yards - 250 at Houston (1/3/21)  
 Long Rush - 99t vs. Jacksonville (12/6/18)  
 Touchdowns - 4 vs. Jacksonville (12/6/18)  
 Receptions - 6 at Seattle (9/19/21)  
 Receiving Yards - 75 at Cleveland (9/8/19)  
 Long Reception - 75t at Cleveland (9/8/19)  
 Touchdowns - 1 (Three times, last at Carolina 11/3/19)

### Additional Statistics

Pass Attempts - 2 for 3 for 14 yards (2018); 1 for 1 for 5-yard touchdown (2021)  
 Tackles - 4 (2018), 1 (2019)  
 Two-Point Conversions - 1 run (2020), 1 run (2021)  
 Fumble Recoveries - 1 (2020), 1 (2021)

### Playoff Single-Game Highs

Rushes - 34 at New England (1/4/20)  
 Rushing Yards - 195 at Baltimore (1/11/20)  
 Long Rush - 66 at Baltimore (1/11/20)  
 Touchdowns - 1 (Four times, last vs. Cincinnati 1/22/22)  
 Receptions - 3 (Twice, last vs. Baltimore 1/10/21)  
 Receiving Yards - 35 at Kansas City (1/6/18)  
 Long Reception - 29 at Kansas City (1/6/18)

### Additional Playoff Statistics

Pass Attempts - 1 for 1 for 3-yard touchdown at Baltimore (1/11/20)  
 Fumble Recoveries - 1 (2019)





# 40 DONTRELL HILLIARD

**RUNNING BACK • 5'11" • 202 LBS • COLLEGE: TULANE**

**ACQUIRED: FREE AGENT - 2021**

**NFL EXPERIENCE (NFL/TITANS): 5/2 • HOMETOWN: BATON ROUGE, LA.**

**GAMES PLAYED/GAMES STARTED: 40/5 (PLAYOFFS: 1/0)**



**PRO:** Running back Dontrell Hilliard initially joined the Titans as a practice squad player on Oct. 27, 2021. He went on to play in eight games with five starts during his first campaign in Tennessee, establishing or tying career highs in rushing attempts (56), rushing yards (350) and touchdowns (two), as well as receptions (19). The 5-foot-11-inch, 202 pounder was originally signed as an undrafted college free agent by the Cleveland Browns in 2018. Prior to arriving in Tennessee, the Tulane product appeared in 32 total games with Cleveland (2018-20) and Houston (2020), gaining experience as a reserve running back as well as a punt returner and kickoff returner.

### CAREER HIGHLIGHTS:

- During his first season in Tennessee in 2021, Hilliard set career highs with 56 rushing attempts and 350 rushing yards and tied a career high with a pair of rushing touchdowns. He added 87 yards on a career-high 19 receptions and added eight kickoff returns for 177 yards (22.1 avg.).
- In his first career rushing attempt, Hilliard scored a four-yard touchdown against the Titans on Sept. 8, 2019.

### TITANS TIDBITS:

- Hilliard became a vegan in 2021 and says the switch has made a significant difference in his general health and in his career.
- Hilliard has several business interests, including residential and commercial real estate. He also is in the process of opening his own American Bully kennel.
- At Tulane, Hilliard competed in outdoor track and field. His 4x100-relay team placed third in the American Athletic Conference.
- Hilliard is active in supporting and promoting Fuel Up to Play 60, the leading in-school health and wellness program that empowers students and educators to work together to build healthier schools and create healthy, high achieving students. He also supports gun violence prevention. Hilliard has represented both causes during My Cause, My Cleats.

### CAREER TRANSACTIONS:

- The Baton Rouge, La., native was originally signed by the Cleveland Browns as an undrafted college free agent on May, 5, 2018.
- Waived by the Browns on Sept. 1, 2018 and signed to the team's practice squad a day later.
- Signed by the Browns to the team's active roster off the practice squad on Oct. 9, 2018.
- Waived by the Browns on Sept. 5, 2020 and signed to the team's practice squad a day later.
- Signed by the Browns to the team's active roster off the practice squad on Sept. 30, 2020.
- Waived by the Browns on Dec. 13, 2020.
- Claimed off waivers by the Houston Texans on Dec. 15, 2020.
- Waived by the Texans on Aug. 19, 2021.
- Signed by the Titans to their practice squad on Oct. 27, 2021.
- Activated from the practice squad to the active roster standard elevation on Oct. 30, 2021.
- Activated from the practice squad to the active roster standard elevation on Nov. 20, 2021.
- Signed by the Titans to the team's active roster off the practice squad on Nov. 23, 2021.

### SEASON RECAPS:

**2021 (8/5, 1/0 - Tennessee):** Saw action in eight games with five starts at running back in his first season with the Titans after being signed as a

signed free agent on Oct. 27. Ranked third on the team with a career-high 350 rushing yards on 56 carries with two touchdowns. Hauled in 19 receptions for 87 yards. Spent two games on the team's practice squad. Saw action as a reserve in the postseason contest and grabbed three receptions for 13 yards. Led the team in rushing yards once (at NE). Led or tied for the team lead in receptions three times (vs. HOU, at PIT, vs. MIA). Made his first career NFL start at New England (11/28/21).

- At Indianapolis (10/31), made his Titans debut as a reserve on special teams. Served as the kickoff returner, but didn't record any returns.
- Against Houston (11/21), played as a reserve at running back and led the team with a career-best eight receptions for a career-high 47 yards. Carried the ball a career-best seven times for a career-high 35 yards. Set a career high and ranked second on the team with 82 scrimmage yards. Returned three kickoffs for 65 yards. Kept the Titans' touchdown drive alive in the third quarter with a five-yard reception on fourth-and-three.
- At New England (11/28), made his first career NFL start at running back and rushed a career-high 12 times for a career-best 131 yards with a touchdown. Combined with D'Onta Foreman (109 rushing yards) to become the franchise's first duo with at least 100 rushing yards each in the same game since Chris Johnson and LenDale White in 2008. Caught one pass for two yards. Added two kickoff returns for 42 yards. Made it a one-score game after sprinting for a career-long 68-yard touchdown run on third-and-three late in the second quarter.
- At Pittsburgh (12/19), started at running back and rushed nine times for 49 yards. Tied for the team lead with four receptions for 10 yards.
- Against Miami (1/2), started at running back and rushed eight times for 45 yards with a score. Tied for the team lead with three receptions for 33 yards. Returned one kickoff for 24 yards. Concluded the scoring with a 39-yard touchdown run on third-and-11 late in the fourth quarter.
- At Houston (1/9), played as a reserve at running back and carried the ball nine times for 57 yards. Snared one reception out of the backfield. Returned two kickoffs for 46 yards. Helped run the clock out in the fourth quarter with a two-yard run on third-and-two. Sealed the victory with an 11-yard rush for a first down late in the final stanza.
- Against Cincinnati (1/22), made his postseason debut as a reserve at running back and on special teams. Caught three passes for 13 yards out of the backfield and returned one kickoff for 26 yards. Extended the Titans' first touchdown drive with a three-yard catch on third-and-three in the second stanza.

**2020 (5/0 - Cleveland; 2/0 - Houston):** Saw action as a reserve in seven total games and rushed nine times for 48 yards while with the Browns and the Texans.

- At Pittsburgh (10/18), rushed for a then-career-high 29 yards on four carries.

**2019 (14/0 - Cleveland):** Saw action in a career-best 14 games and recorded 13 carries for 49 yards and two touchdowns while also hauling in 12 receptions for 95 yards. Served as Browns' primary returner in 2019 and recorded a 24.8-yard kickoff return average and 7.1-yard punt return average. Registered career-high 10 special teams tackles

- Against Tennessee (9/8), became first Browns player to score a rushing touchdown on his first career carry since Isaiah Crowell on Sept. 7, 2014.
- At Baltimore (9/29), tallied a then-career-high six rushes for 27 yards with a touchdown.
- Against Seattle (10/13), recorded a career-long 74-yard kickoff return, the longest kickoff return by a Brown since 2013.

**2018 (11/0 - Cleveland):** Appeared in 11 games during his rookie season

and recorded nine catches for 105 yards. He also returned 11 kickoffs for 264 yards.

- Against Los Angeles Chargers (10/14), he made is NFL debut and returned a kickoff for a season-high 31 yards.
- At Houston (12/2), set then-career highs with four receptions and 40 receiving yards.

**COLLEGE:**

- Played in 47 career games with 33 starts at Tulane and rushed 557 times for 2,948 yards and 30 touchdowns while also collecting 70 receptions for 740 yards and four scores. Also returned 18 kickoffs for 278 yards in his four-year career.
- As a senior (2017), started all 12 games, rushing 210 times for 1,091 yards and 12 touchdowns. Also caught eight passes for 115 yards and a pair of touchdowns. Earned American Athletic Conference second-team honors
- As a junior (2016), started all 11 games, leading the team in both rushing yards (759) and rushing touchdowns (nine) on 135 rushing attempts.
- As a sophomore (2015), saw action in 12 games with two starts and led the team in rushing attempts (115), rushing yards (646) and rushing touchdowns (six).
- As a freshman (2014), played in 12 games with two starts, logging 97 rushes for 452 yards and three touchdowns.
- Majored in digital design at Tulane.

**PERSONAL:**

- Attended Scotlandville (La.) High School and lettered in all four years while helping lead his team to a 26-13 overall record with three trips to the state playoffs.
- Received all-district honors all four years and was first team as a sophomore, junior and senior.
- Named honorable mention all-state as a senior after running for 978 yards for 16 touchdowns.
- Hilliard would be an engineer if he wasn't playing football.
- Follow Hilliard on Twitter at @D\_Hilliard26 and on Instagram at @d\_hilliard26
- Born Dontrell Donmond Hilliard on Feb. 26, 1995 in Baton Rouge, La.

**DONTRELL HILLIARD'S GAME-BY-GAME**

2018 Cleveland Browns				RUSHING					RECEIVING				
Date	Opp	W/L	P/S	Att	Yds	Avg	Lg	TD	No	Yds	Avg	Lg	TD
Sept 9	Pit	T	PS										
Sept 16	@ NO	L	PS										
Sept 23	NYJ	W	PS										
Sept 30	@ Oak	L	PS										
Oct 7	Bal	W	PS										
Oct 14	LAC	L	p	0	0	-	0	0	0	0	-	0	0
Oct 21	@ TB	L	p	0	0	-	0	0	0	0	-	0	0
Oct. 28	@ Pit	L	p	0	0	-	0	0	1	24	24.0	24	0
Nov 4	KC	L	p	0	0	-	0	0	0	0	-	0	0
Nov 11	Atl	W	p	0	0	-	0	0	1	6	6.0	6	0
Nov 25	@ Cin	W	p	0	0	-	0	0	0	0	-	0	0
Dec 2	Hou	L	p	0	0	-	0	0	4	40	10.0	23	0
Dec 9	Car	W	p	0	0	-	0	0	2	20	10.0	12	0
Dec 15	@ Den	W	p	0	0	-	0	0	0	0	-	0	0
Dec 23	Cin	W	p	0	0	-	0	0	1	15	15.0	15	0
Dec 30	@ Bal	L	p	0	0	-	0	0	0	0	-	0	0
<b>Totals</b>		<b>5-6</b>	<b>11/0</b>	<b>0</b>	<b>0</b>	<b>-</b>	<b>0</b>	<b>0</b>	<b>9</b>	<b>105</b>	<b>11.7</b>	<b>24</b>	<b>0</b>

2019 Cleveland Browns				RUSHING					RECEIVING				
Date	Opp	W/L	P/S	Att	Yds	Avg	Lg	TD	No	Yds	Avg	Lg	TD
Sept 8	Ten	L	p	1	4	4.0	4t	1	1	14	14.0	14	0
Sept 16	@ NYJ	W	IA										
Sept 22	LAR	L	p	0	0	-	0	0	0	0	-	0	0
Sept 29	@ Bal	W	p	6	27	4.5	11	1	2	27	13.5	19	0
Oct 7	@ SF	L	p	0	0	-	0	0	0	0	-	0	0
Oct 13	Sea	L	p	0	0	-	0	0	2	17	8.5	14	0
Oct 27	@ NE	L	p	1	10	10.0	10	0	4	24	6.0	14	0
Nov 3	@ Den	L	p	5	8	1.6	4	0	2	6	3.0	4	0
Nov 10	Buf	W	p	0	0	-	0	0	0	0	-	0	0
Nov. 14	Pit	W	p	0	0	-	0	0	0	0	-	0	0
Nov 24	Mia	W	p	0	0	-	0	0	0	0	-	0	0
Dec 1	@ Pit	L	p	0	0	-	0	0	0	0	-	0	0
Dec 8	Cin	W	p	0	0	-	0	0	0	0	-	0	0
Dec 15	@ Ari	L	p	0	0	-	0	0	0	0	-	0	0
Dec 22	Bal	L	p	0	0	-	0	0	1	4	4.0	4	0
Dec 29	@ Cin	L	IR										
<b>Totals</b>		<b>14/0</b>	<b>13</b>	<b>49</b>	<b>3.8</b>	<b>11</b>	<b>2</b>	<b>12</b>	<b>92</b>	<b>7.7</b>	<b>19</b>	<b>0</b>	

2020 Cleveland Brown				RUSHING					RECEIVING				
Date	Opp	W/L	P/S	Att	Yds	Avg	Lg	TD	No	Yds	Avg	Lg	TD
Oct. 4	@ Dal	W	p	5	19	3.8	10	0	1	2	2.0	2	0
Oct. 11	Ind	W	p	0	0	-	0	0	0	0	-	0	0
Oct. 18	@ Pit	L	p	4	29	7.3	19	0	0	0	-	0	0
Oct 25	@ Cin	W	p	0	0	-	0	0	0	0	-	0	0
Nov. 1	LV	L	p	0	0	-	0	0	0	0	-	0	0
<b>Totals</b>		<b>3-2</b>	<b>5/0</b>	<b>9</b>	<b>48</b>	<b>5.3</b>	<b>19</b>	<b>0</b>	<b>1</b>	<b>2</b>	<b>2.0</b>	<b>2</b>	<b>0</b>

2020 Houston Texans				RUSHING					RECEIVING				
Date	Opp	W/L	P/S	Att	Yds	Avg	Lg	TD	No	Yds	Avg	Lg	TD
Dec. 27	Cin	L	p	0	0	-	0	0	0	0	-	0	0
Jan 3	Ten	L	p	0	0	-	0	0	0	0	-	0	0
<b>Totals</b>		<b>0-2</b>	<b>2/0</b>	<b>0</b>	<b>0</b>	<b>-</b>	<b>0</b>	<b>0</b>	<b>0</b>	<b>0</b>	<b>-</b>	<b>0</b>	<b>0</b>

2021 Tennessee Titans				RUSHING					RECEIVING				
Date	Opp	W/L	P/S	Att	Yds	Avg	Lg	TD	No	Yds	Avg	Lg	TD
Oct 31	@ Ind	W	p	0	0	-	0	0	0	0	-	0	0
Nov 7	@ LAR	W	PS										
Nov 14	NO	W	PS										
Nov 21	Hou	L	p	7	35	5.0	16	0	8	47	5.9	10	0
Nov 28	@ NE	L	S	12	131	10.9	68t	1	1	2	2.0	2	0
Dec 12	Jax	W	S	6	13	2.2	4	0	0	0	-	0	0
Dec 19	@ Pit	L	S	9	49	5.4	15	0	4	10	2.5	5	0
Dec 23	SF	W	S	5	20	4.0	9	0	2	-6	-3.0	2	0
Jan 2	Mia	W	S	8	45	5.6	39t	1	3	33	11.0	28	0
Jan 9	@ Hou	W	p	9	57	6.3	16	0	1	1	1.0	1	0
<b>Totals</b>		<b>7-3</b>	<b>8/5</b>	<b>56</b>	<b>350</b>	<b>6.3</b>	<b>68t</b>	<b>2</b>	<b>19</b>	<b>87</b>	<b>4.6</b>	<b>28</b>	<b>0</b>
<b>Playoffs</b>													
Jan 22	Cin	L	p	0	0	-	0	0	3	13	4.3	5	0
<b>Totals</b>		<b>0-1</b>	<b>1/0</b>	<b>0</b>	<b>0</b>	<b>-</b>	<b>0</b>	<b>0</b>	<b>3</b>	<b>13</b>	<b>4.3</b>	<b>5</b>	<b>0</b>

**DONTRELL HILLIARD'S NFL STATISTICS****REGULAR SEASON**

Year	Team	REGULAR SEASON		RUSHING					RECEIVING				
		GP	GS	Att	Yds	Avg	Lg	TD	No	Yds	Avg	Lg	TD
2018	Cleveland	11	0	0	0	0	0	0	9	105	11.7	24	0
2019	Cleveland	14	0	13	49	3.8	11	2	12	92	7.7	19	0
2020	CLE/HOU	7	0	9	48	5.3	19	0	1	2	2.0	2	0
2021	Tennessee	8	5	56	350	6.3	68t	2	19	87	4.6	28	0
<b>NFL Totals</b>		<b>40</b>	<b>5</b>	<b>78</b>	<b>447</b>	<b>5.7</b>	<b>68t</b>	<b>4</b>	<b>41</b>	<b>286</b>	<b>7.0</b>	<b>28</b>	<b>0</b>

**REGULAR SEASON**

Year	Team	REGULAR SEASON		PUNT RETURNS				KICKOFF RETURNS				
		No	FC	Yds	Avg	Lg	TD	No	Yds	Avg	Lg	TD
2018	Cleveland	0	0	0	-	0	0	11	264	24.0	31	0
2019	Cleveland	15	6	107	7.1	18	0	17	421	24.8	74	0
2021	CLE/HOU	0	0	0	-	0	0	7	125	17.9	23	0
2021	Tennessee	0	0	0	-	0	0	8	177	22.1	26	0
<b>NFL Totals</b>		<b>15</b>	<b>6</b>	<b>107</b>	<b>7.1</b>	<b>18</b>	<b>0</b>	<b>43</b>	<b>987</b>	<b>23.0</b>	<b>74</b>	<b>0</b>

**PLAYOFFS**

Year	Team	PLAYOFFS		RECEIVING					RUSHING				
		GP	GS	No	Yds	Avg	Lg	TD	Att	Yds	Avg	Lg	TD
2021	Tennessee	1	0	0	0	-	0	0	3	13	4.3	5	0
<b>NFL Totals</b>		<b>1</b>	<b>0</b>	<b>0</b>	<b>0</b>	<b>-</b>	<b>0</b>	<b>0</b>	<b>3</b>	<b>13</b>	<b>4.3</b>	<b>5</b>	<b>0</b>

**PLAYOFFS**

Year	Team	PLAYOFFS		PUNT RETURNS				KICKOFF RETURNS				
		No	FC	Yds	Avg	Lg	TD	No	Yds	Avg	Lg	TD
2021	Tennessee	0	0	0	-	0	0	1	26	26.0	26	0
<b>NFL Totals</b>		<b>0</b>	<b>0</b>	<b>0</b>	<b>-</b>	<b>0</b>	<b>0</b>	<b>1</b>	<b>26</b>	<b>26.0</b>	<b>26</b>	<b>0</b>

**Single-Game Highs**

Rushes - 12 at New England (11/28/21)  
 Rushing Yards - 131 at New England (11/28/21)  
 Long Rush - 68t at New England (11/28/21)  
 Touchdowns - 1 (Four times, last vs. Miami 1/2/22)  
 Receptions - 8 vs. Houston (11/21/21)  
 Receiving Yards - 47 vs. Houston (11/21/21)  
 Long Reception - 28 vs. Miami (1/2/22)  
 Kickoff Returns - 4 at Arizona (12/15/19)  
 Kickoff Return Yards - 102 vs. Seattle (10/13/19)  
 Kickoff Return Long - 74 vs. Seattle (10/13/19)  
 Punt Returns - 2 (Five times, last vs. Cincinnati 12/8/19)  
 Punt Return Yards - 20 at Denver (11/3/19)  
 Punt Return Long - 18 vs. Tennessee (9/8/19)

**Additional Career Statistics**

Misc. Tackles - 3 (2021)  
 Fumble Recoveries - 1 (2021)

**Playoff Single-Game Highs**

Receptions - 3 vs. Cincinnati (1/22/22)  
 Receiving Yards - 13 vs. Cincinnati (1/22/22)  
 Long Reception - 5 vs. Cincinnati (1/22/22)  
 Kickoff Returns - 1 vs. Cincinnati (1/22/22)  
 Kickoff Return Yards - 26 vs. Cincinnati (1/22/22)  
 Kickoff Return Long - 26 vs. Cincinnati (1/22/22)



# 8 CODY HOLLISTER

**WIDE RECEIVER • 6'4" • 220 LBS • COLLEGE: ARKANSAS**  
**ACQUIRED: FREE AGENT - 2019**  
**NFL EXPERIENCE (NFL/TITANS): 3/2 • HOMETOWN: BEND, ORE.**  
**GAMES PLAYED/GAMES STARTED: 10/1 (PLAYOFFS: 0/0)**



**PRO:** The Titans signed Cody Hollister as a free agent following a tryout during 2019 rookie minicamp. He spent the entire 2019 and 2020 campaigns and much of 2021 with the team on either the 53-man roster, the practice squad or practice squad/reserve list, appearing in a total of 10 contests with one start. The 6-foot-4-inch, 220-pounder is known as a good route-runner and has a large catch radius. A product of the University of Arkansas, Hollister spent his first two NFL seasons a member of the New England Patriots—the first campaign on the practice squad and the second on injured reserve.

#### CAREER HIGHLIGHTS:

- In 2021, he set career highs with one start, four receptions and 33 receiving yards with the Titans.
- In 2019, he saw action for the first time in his career, posting two catches for 13 yards in five games with the Titans.

#### TITANS TIDBITS:

- Hollister's twin brother, Jacob, was a tight end at Wyoming and was also signed by the New England Patriots along with Cody as rookie free agents in 2017. The two brothers were teammates with the Patriots for the 2017 and 2018 campaigns. Jacob also has spent time with the Seattle Seahawks, Buffalo Bills, Jacksonville Jaguars and Las Vegas Raiders.
- Hollister is a talented singer/songwriter and has used social media to post several song performances. In 2020, he wrote a song called "Frontlines" to honor front line workers during the COVID-19 pandemic
- He is interested in adventure travel and has hiked to an active volcano in Costa Rica. He has also backpacked in Ireland and Italy.
- Hollister's underdog journey to the NFL began as a high school player in Oregon, followed by stops at the University of Nevada, Arizona Western Community College and the University of Arkansas.

#### CAREER TRANSACTIONS:

- The Bend, Ore., native was signed by the New England Patriots as an undrafted free agent on May 5, 2017.
- Waived by the Patriots on Sept. 2, 2017 and signed to the team's practice squad a day later.
- Waived by the Patriots on July 24, 2018 with a non-football injury and moved to injured reserve - non-football injury on Sept. 1, 2018.
- Signed by the Titans as a free agent on May 13, 2019.
- Waived by the Titans on Aug. 31, 2019 and signed to the team's practice squad a day later.
- Signed by the Titans to their active roster from the practice squad on Nov. 9, 2019.
- Waived by the Titans on Sept. 15, 2020 and signed to the team's practice squad two days later.
- Activated from the practice squad to the active roster COVID-19 replacement on Oct. 13, 2020.
- Re-signed by the Titans on Jan. 11, 2021.
- Waived by the Titans from injured reserve with an injury settlement on Aug. 17, 2021.
- Signed by the Titans to their practice squad on Nov. 16, 2021.
- Activated from the practice squad to the active roster COVID-19 replacement on Nov. 27, 2021.
- Activated from the practice squad to the active roster standard elevation on Dec. 11, 2021.
- Activated from the practice squad to the active roster standard elevation on Dec. 18, 2021.

#### SEASON RECAPS:

**2021 (3/1 - Tennessee):** Saw action in three games with a start at wide receiver and posted a career-high four receptions for a career-best 33 receiving yards. Spent four regular season games and the postseason contest on the team's practice squad. Tied for the team lead in receptions once in 2021 (at NE). Made his first career NFL start at New England (11/28/21).

- At New England (11/28), made his first career NFL start at wide receiver and tied for the team lead with two receptions for a career-best 22 yards.
- Against Jacksonville (12/12), saw significant action as a reserve at wide receiver and caught one pass for six yards.
- At Pittsburgh (12/19), saw significant action as a reserve at wide receiver and caught one pass for five yards. Extended the Titans' final scoring drive with a five-yard reception on third-and-four in the second stanza.

**2020 (2/0, 0/0 - Tennessee):** Appeared in two games and caught one pass for 12 yards. Spent 14 weeks on the team's practice squad, including two games on the practice squad reserve/COVID-19 list. Was elevated to the active roster from the practice squad on gameday once. Was on the practice squad for the postseason contest.

- At Denver (9/14), played as a reserve on special teams.
- Against Buffalo (10/13), saw action as a reserve at wide receiver and snared one reception for 12 yards. Converted a third-and-four with a 12-yard catch during the Titans' initial fourth quarter touchdown drive.

**2019 (5/0, 0/0 - Tennessee):** Saw action as a reserve in five games and caught two passes for 13 yards. Registered two special teams tackles. Was inactive for two games. Spent nine weeks on the Titans' practice squad. Was inactive for all three postseason contests. Tied for the team lead in special teams tackles once (at OAK). Appeared in his first career NFL contest against Kansas City (11/10/19).

- Against Kansas City (11/10), made his NFL debut as a reserve on special teams.
- At Indianapolis (12/1), saw action as a reserve at wide receiver and caught two passes for 13 yards.
- At Oakland (12/8), played as a reserve at wide receiver and on special teams. Tied for the team lead with a special teams tackle on coverage units.
- Against New Orleans (12/22), played as a reserve on special teams and registered a tackle on coverage units.

**2018 (0/0, 0/0 - New England):** Spent the entire season on injured reserve with a non-football injury.

**2017 (0/0, 0/0 - New England):** Was released prior to the start of the regular season and spent the entire 2017 season on the Patriots' practice squad.

#### COLLEGE:

- Played in 29 games with 12 starts at Arkansas and caught 27 passes for 342 yards and a touchdown. Also rushed twice for 48 yards and one score. Caught at least one pass in 13 games and 16 of his catches converted first downs.
- As a senior (2016), appeared in 11 games and collected 10 receptions for 140 yards, while rushing twice for 48 yards and a touchdown. Shared the team's Special Teams MVP award with punter Toby Baker after tallying eight tackles on the punt and kickoff teams. Seven of 10 receptions resulted in a first down.



- As a junior (2015), missed a majority of the season due to a broken foot. Played in five games and recorded four receptions for 65 yards.
- As a sophomore (2014), attended Arkansas and appeared in all 13 games with seven starts at wide receiver. Registered 13 receptions for 137 yards and one touchdown.
- As a redshirt freshman (2013), attended Arizona Western Community College and was a first team all-conference selection after leading the team with 69 receptions for 934 yards and five touchdowns.
- As a freshman (2012), redshirted at Nevada.
- Earned a marketing degree in May 2016 from Arkansas and was a two-time Fall SEC Academic Honor Roll honoree (2014-15).

- Was named first team All-State in his senior season and finished the 2011 season with 64 receptions for 1,038 yards and 15 touchdowns. Caught 12 passes for 146 yards in the state championship game, giving the city of Bend its first state title since 1940.
- As a junior, he caught 72 passes for 1,270 yards and 15 touchdowns while helping Mountain View advance to the semifinal round of the state playoffs.
- Also played basketball and baseball.
- Follow Hollister on Twitter at @C\_hollister81.
- Follow Hollister on Instagram at @codyhollister.
- Born Cody Hollister on Nov. 18, 1993 in Bend, Ore.

**PERSONAL:**

- Attended Mountain View (Ore.) High School helped lead the team to the 5A state championship.

**CODY HOLLISTER'S GAME-BY-GAME**

2019 Tennessee Titans				RECEIVING				
Date	Opp.	W/L	P/S	No	Yds	Avg	Lg	TD
Sept 8	@ Cle	W	PS					
Sept 15	Ind	L	PS					
Sept 19	@ Jax	L	PS					
Sept 29	@ Atl	W	PS					
Oct 6	Buf	L	PS					
Oct 13	@ Den	L	PS					
Oct 20	LAC	W	PS					
Oct 27	TB	W	PS					
Nov 3	@ Car	L	PS					
Nov 10	KC	W	p	0	0	0.0	-	0
Nov 24	Jax	W	IA					
Dec 1	@ Ind	W	p	2	13	6.5	11	0
Dec 8	@ Oak	W	p	0	0	0.0	-	0
Dec 15	Hou	L	p	0	0	0.0	-	0
Dec 22	NO	L	p	0	0	0.0	-	0
Dec 29	@ Hou	W	IA					
<b>Totals</b>		<b>9-7</b>	<b>5/0</b>	<b>2</b>	<b>13</b>	<b>6.5</b>	<b>11</b>	<b>0</b>
<b>Playoffs</b>								
Jan 4	@ NE	W	IA					
Jan 11	@ Bal	W	IA					
Jan 19	@ KC	L	IA					
<b>Totals</b>		<b>2-1</b>	<b>0/0</b>	<b>0</b>	<b>0</b>	<b>0.0</b>	<b>0</b>	<b>0</b>
2020 Tennessee Titans								
Date	Opp.	W/L	P/S	No	Yds	Avg	Lg	TD
Sept 14	@ Den	W	p	0	0	0.0	-	0
Sept 20	Jax	W	PS					

Sept 27	@ Min	W	PS					
Oct 13	Buf	W	p	1	12	12.0	12	0
Oct 18	Hou	W	PS					
Oct 25	Pit	L	PS					
Nov 1	@ Cin	L	PS					
Nov 8	Chi	W	PS					
Nov 12	Ind	L	PS					
Nov 22	@ Bal	W	PS					
Nov 29	@ Ind	W	PS					
Dec 6	Cle	L	PS					
Dec 13	@ Jax	W	PS					
Dec 20	Det	W	R/PSC					
Dec 27	@ GB	L	R/PSC					
Jan 3	@ Hou	W	PS					
<b>Totals</b>		<b>11-5</b>	<b>2/0</b>	<b>1</b>	<b>12</b>	<b>12.0</b>	<b>12</b>	<b>0</b>

2021 Tennessee Titans				RECEIVING				
Date	Opp.	W/L	P/S	No	Yds	Avg	Lg	TD
Nov 21	Hou	L	PS					
Nov 28	@ NE	L	S	2	22	11.0	14	0
Dec 12	Jax	W	p	1	6	6.0	6	0
Dec 19	@ Pit	L	p	1	5	5.0	5	0
Dec 23	SF	W	PS					
Jan 2	Mia	W	PS					
Jan 9	@ Hou	W	PS					
<b>Totals</b>		<b>5-3</b>	<b>3/1</b>	<b>4</b>	<b>33</b>	<b>8.3</b>	<b>14</b>	<b>0</b>

**CODY HOLLISTER'S NFL STATISTICS**

REGULAR SEASON		RECEIVING							RUSHING				
Year	Team	GP	GS	No	Yds	Avg	Lg	TD	Att	Yds	Avg	Lg	TD
2017	New England	0	0						Practice Squad				
2018	New England	0	0	0	0	-	0	0	0	0	-	0	0
2019	Tennessee	5	0	2	13	6.5	11	0	0	0	-	0	0
2020	Tennessee	2	0	1	12	12.0	12	0	0	0	-	0	0
2021	Tennessee	3	1	4	33	8.3	14	0	0	0	-	0	0
<b>NFL Totals</b>		<b>10</b>	<b>1</b>	<b>7</b>	<b>58</b>	<b>8.3</b>	<b>14</b>	<b>0</b>	<b>0</b>	<b>0</b>	<b>-</b>	<b>0</b>	<b>0</b>
<b>PLAYOFFS</b>													
2019	Tennessee	0	0	0	0	-	0	0	0	0	-	0	0
<b>NFL Totals</b>		<b>0</b>	<b>0</b>	<b>0</b>	<b>0</b>	<b>-</b>	<b>0</b>	<b>0</b>	<b>0</b>	<b>0</b>	<b>-</b>	<b>0</b>	<b>0</b>

**Single-Game Highs**

- Receptions - 2 (Twice, last at New England 11/28/21)
- Receiving Yards - 22 at New England (11/28/21)
- Long Reception - 14 at New England (11/28/21)

**Additional Statistics**

- Special Teams Tackles - 2 (2019)



# 37 AMANI HOOKER

**DEFENSIVE BACK • 5'11" • 210 LBS • COLLEGE: IOWA**  
**ACQUIRED: 4TH ROUND - 2019 • NFL EXPERIENCE (NFL/TITANS): 4/4**  
**HOMETOWN: MINNEAPOLIS, MINN.**  
**GAMES PLAYED/GAMES STARTED: 44/15 (PLAYOFFS: 5/1)**



**PRO:** The Titans traded up to select Amani Hooker with the 116th overall pick in the fourth round of the 2019 NFL Draft. The 5-foot-11-inch, 210-pound defender was coveted for his versatility, having played safety, and a hybrid linebacker/cornerback position at Iowa. Hooker made a huge impact for the Titans secondary in his second pro campaign in 2020, appearing in all 16 games and tying for the team lead with four interceptions. In his third pro season, he ranked fourth on the team with a career-high 62 tackles. As a rookie in 2019, he played in all 16 games and collected 13 tackles, while ranking third on the team with eight special teams tackles.

#### CAREER HIGHLIGHTS:

- In 2021, Hooker collected a career-best 62 tackles.
- In 2020, Hooker tied for the team lead with four interceptions while posting 44 tackles and eight passes defended.
- In 2019, Hooker played as a reserve safety in all 16 games as a rookie and collected 13 tackles while ranking third on the team with eight special teams tackles.
- As a junior in 2018, Hooker received the Tatum-Woodson award given to the best defensive back in the Big Ten.

#### TITANS TIDBITS:

- Hooker was named a finalist for Minnesota's Mr. Football in 2015. Yet he had just two FBS scholarship offers. When the in-state university showed hesitancy after multiple workouts, Hooker knew he belonged at Iowa saying, "love who loves me."
- In February 2019, Hooker helped crowdfund about \$1,200 for the Park Center high school football program through a Pledge-It campaign raising a dollar amount for every inch of his vertical jump at the NFL Scouting Combine. His 37-inch jump ranked fifth among safeties and equaled money for better equipment at his alma mater.
- Amani's brother, Quinton, played basketball for North Dakota and helped take the team to the NCAA tournament his senior year. Quinton was Minnesota's Mr. Basketball in high school and currently plays basketball professionally in France.

#### CAREER TRANSACTIONS:

- The Minneapolis, Minn., native was selected by the Titans in the fourth round (116th overall) of the 2019 NFL Draft.

#### SEASON RECAPS:

**2021 (12/12, 1/1):** Started 12 games at safety and ranked fourth on the team with a career-best 62 tackles. Posted an interception, four passes defended, a stop for loss and a forced fumble. Placed on injured reserve on Sept. 15 and missed four games before being activated from injured reserve designated to return on Oct. 18. Was inactive for one contest. Started the postseason contest and registered seven tackles, an interception, another pass defended and a special teams stop. Led or tied for the team lead in tackles twice in 2021 (at LAR, vs. MIA). Led or tied for the team lead in passes defended twice in 2021 (vs. SF, vs. CIN). Tied for the team lead in special teams tackles once in 2021 (vs. CIN).

- Against Arizona (9/12), started at safety and collected six tackles before leaving the game late in the second quarter with an injury. Hauled in a six-yard pass from Matthias Farley on a fake punt late in the first quarter.
- Against Buffalo (10/18), returned to the lineup as a starter at safety and registered nine tackles with a forced fumble. Forced a Zack Moss fumble that landed out of bounds in the opening quarter.
- At Indianapolis (10/31), started at safety and posted four tackles with a pass defended. Defended a deep pass intended for Mo Alie-Cox late in the

second quarter.

- At L.A. Rams (11/7), started at safety and led the team with a career-best 12 tackles. Stopped Darrell Henderson Jr. short of the first down with a diving tackle on a short third-and-three pass in the fourth quarter.
- Against Jacksonville (12/12), started at safety and posted two tackles with a pass defended. Broke up a pass intended for James O'Shaughnessy late in the third quarter.
- Against San Francisco (12/23), started at safety and tallied six tackles with an interception while helping limit All-Pro tight end George Kittle to just two receptions for 21 yards. Set up the Titans first touchdown of the evening by intercepting a Jimmy Garoppolo pass intended for Deebo Samuel and returning it 21 yards to the San Francisco 18-yard line in the third quarter.
- Against Miami (1/2), started at safety and tied for the team lead with six tackles to go along with a pass defended. Stopped Jaylen Waddle for no gain on a short pass in the first quarter. Defended a pass intended for DeVante Parker in the fourth quarter.
- Against Cincinnati (1/22), made his first career postseason start at safety and registered seven tackles, an interception, another pass defended and a special teams stop. Halted a Bengals' drive by breaking up a third-and-five pass intended for Tee Higgins in the third quarter. Made a diving interception of a Joe Burrow tipped pass that set up the Titans' tying-touchdown late in the third quarter.

**2020 (16/3, 1/0):** Played in all 16 games with three starts at safety and tied for the team lead with four interceptions. Collected 44 tackles, a stop for loss and eight passes defended. Ranked fourth on the team with seven special teams tackles. Played as a reserve in the postseason contest. Tied for the team lead in passes defended twice at 2020 (at BAL, at HOU). Tied for the team lead in special teams tackles once in 2020 (at HOU). Collected his first career interception at Minnesota (9/27/20). Made his first career NFL start at Baltimore (11/22/20).

- Against Jacksonville (9/20), played as a reserve at safety and posted two tackles and a pass defended. Broke up a deep pass intended for Collin Johnson in the end zone late in the second quarter.
- At Minnesota (9/27), saw action as a reserve at safety and registered a tackle and his first career interception. Sealed the victory by intercepting a deep pass intended for Adam Thielen that was originally deflected by Kevin Byard late in the fourth quarter.
- Against Pittsburgh (10/25), played as a reserve at safety and registered three tackles and two passes defended, including an interception. Notched a special teams tackle on coverage units. Broke up a pass intended for James Conner in the second quarter. Intercepted a Ben Roethlisberger pass in the end zone that was initially deflected by Jayon Brown late in the final quarter.
- Against Chicago (11/8), played as a reserve at safety and tallied a career-high seven tackles. Registered two special teams tackles on coverage units. Sealed the victory by recovering an onside kick late in the fourth quarter.
- At Baltimore (11/22), made his first career start at safety and totaled six tackles with an interception and another pass defended. Defended a deep pass intended for Marquise Brown in the end zone in the second quarter. Intercepted Lamar Jackson's deep pass intended for Devin Duvernay late in the third quarter.
- At Jacksonville (12/13), started at safety and notched seven tackles, including a stop for loss. Rushed for a first down on a four-yard carry on a fake punt. Stuffed James Robinson for a one-yard loss on a rush up the middle early in the first quarter.
- At Houston (1/3), saw action as a reserve at safety and notched two

tackles and an interception in the Titans' division-clinching victory. Collected a special teams tackle on coverage units. Intercepted a Deshaun Watson pass intended for Brandin Cooks in the first quarter.

**2019 (16/0, 3/0):** Played as a reserve safety in all 16 games as a rookie and collected 13 tackles. Ranked third on the team with eight special teams tackles. Saw action as a reserve in all three postseason contests and notched three tackles on defense and a special teams stop on coverage units. Caught one pass for 28 yards on a fake punt. Tied for the team lead in special teams tackles five times in 2019 (at JAX, vs. BUF, vs. TB, at IND, at HOU). Appeared in his first career NFL contest at Cleveland (9/8/19).

- At Cleveland (9/8), made his NFL debut as a reserve at safety and on special teams. Notched a stop on special teams coverage units.
- At Jacksonville (9/19), saw action as a reserve at safety and on special teams. Tied for the team lead with a special teams stop.
- At Atlanta (9/29), played as a reserve at safety and registered four tackles.
- Against Tampa Bay (10/27), saw action as a reserve at safety and tallied a tackle. Notched a special teams tackle on coverage units.
- Against Kansas City (11/10), saw action as a reserve at safety and registered two tackles.
- Against Jacksonville (11/24), played as a reserve at safety and on special teams. Notched two tackles on special teams coverage units.
- At Indianapolis (12/1), saw action as a reserve at safety and posted two tackles. Tied for the team lead with a special teams tackle on coverage units.
- At Oakland (12/8), saw significant action as a reserve at safety and amassed three tackles.
- Against Houston (12/15), played as a reserve at safety and on special teams.
- At Houston (12/29), played as a reserve at safety and on special teams. Tied for the team lead with a special teams stop on coverage units.
- At New England (1/4), saw action as a reserve safety in his postseason debut and posted two tackles.
- At Kansas City (1/19), saw action as a reserve at safety and on special teams. Posted a special teams tackle on coverage units and hauled in his first career reception on a fake punt. Extended the Titans' final touchdown drive with a 28-yard reception from Brett Kern on a fake punt in the fourth quarter.

#### COLLEGE:

- During a three-year career at Iowa, played in 36 games with 19 starts and totaled 125 tackles, six interceptions, a sack, 3.5 tackles for loss and nine passes defensed. Declared for the NFL Draft following his junior campaign.
- As a junior (2018), named Tatum-Woodson Defensive Back of the Year in the Big Ten. Selected second team All-America by The Associated Press and USA Today and All-Big Ten by league coaches and media. Selected as Roy Carver Most Valuable Player for the Iowa defense. Started all 13 games and shared the team lead with four interceptions and seven pass break-ups, while ranking second with 65 tackles.
- As a sophomore (2017), saw action in 10 games with six starts and recorded 56 tackles, two interceptions with a touchdown return, and two

passes defensed. Named to Associated Press All-Bowl team following his performance in Pinstripe Bowl win over Boston College.

- As a freshman (2016), saw action in all 13 games, primarily on special teams, recording three solo tackles and one assist.
- Majored in sports and recreation management with a minor in entrepreneurship at Iowa.

#### PERSONAL:

- Attended Parker Center (Brooklyn Park, Minn.), High School where he played primarily safety and wide receiver, but also lined up as cornerback, running back, quarterback and linebacker.
- As a senior, was selected Conference MVP, named first team All-State and was a finalist for "Mr. Football."
- In his final high school campaign, the team captain set the school record for interceptions in a season (11) and helped team post a 9-3 record, while reaching state playoffs.
- Named second team All-State as a junior and third-team All-State as a sophomore and was selected first team All-Conference for three straight seasons.
- Also played basketball.
- List of favorites: (TV show) "Naruto"; (movies) "Transformers" series; (musician) Drake; (meal) My mom's chicken and rice; (dessert) My mom's brownies or her scotcheroos; (childhood sports team) Miami Heat because of Dwyane Wade and LeBron James; and (hidden talent) Fortnite.
- Follow Hooker on Twitter at @amaniball.
- Follow Hooker on Instagram at @amanihooker27.
- Born Amani Corvelle Hooker on June 14, 1998 in Minneapolis, Minn.

## AMANI HOOKER'S GAME-BY-GAME

### 2019 Tennessee Titans

Date	Opp	W/L	P/S	Tot Solo	Asst	Sk	- Yds	QBP	TFL	Int - Yds	-TD	PD	FF	FR - Yds	SpT	
Sept 8	@ Cle	W	p	0	0	0	0.0	0.0	0	0	0	0	0	0	0	1
Sept 15	Ind	L	p	0	0	0	0.0	0.0	0	0	0	0	0	0	0	0
Sept 19	@ Jax	L	p	0	0	0	0.0	0.0	0	0	0	0	0	0	0	1
Sept 29	@ Atl	W	p	4	3	1	0.0	0.0	0	0	0	0	0	0	0	0
Oct 6	Buf	L	p	0	0	0	0.0	0.0	0	0	0	0	0	0	0	1
Oct 13	@ Den	L	p	0	0	0	0.0	0.0	0	0	0	0	0	0	0	0
Oct 20	LAC	W	p	1	1	0	0.0	0.0	0	0	0	0	0	0	0	0
Oct 27	TB	W	p	1	0	1	0.0	0.0	0	0	0	0	0	0	0	1
Nov 3	@ Car	L	p	0	0	0	0.0	0.0	0	0	0	0	0	0	0	0
Nov 10	KC	W	p	2	1	1	0.0	0.0	0	0	0	0	0	0	0	0
Nov 24	Jax	W	p	0	0	0	0.0	0.0	0	0	0	0	0	0	0	2
Dec 1	@ Ind	W	p	2	2	0	0.0	0.0	0	0	0	0	0	0	0	1
Dec 8	@ Oak	W	p	3	1	2	0.0	0.0	0	0	0	0	0	0	0	0
Dec 15	Hou	L	p	0	0	0	0.0	0.0	0	0	0	0	0	0	0	0
Dec 22	NO	L	p	0	0	0	0.0	0.0	0	0	0	0	0	0	0	0
Dec 29	@ Hou	W	p	0	0	0	0.0	0.0	0	0	0	0	0	0	0	1
<b>Totals</b>				<b>9-7</b>	<b>16/0</b>	<b>13</b>	<b>8</b>	<b>5</b>	<b>0.0</b>	<b>0.0</b>	<b>0</b>	<b>0</b>	<b>0</b>	<b>0</b>	<b>0</b>	<b>8</b>

### 2020 Tennessee Titans

Date	Opp	W/L	P/S	Tot Solo	Asst	Sk	- Yds	QBP	TFL	Int - Yds	-TD	PD	FF	FR - Yds	SpT		
Sept 14	@ Den	W	p	0	0	0	0.0	0.0	0	0	0	0	0	0	0	1	
Sept 20	Jax	W	p	2	2	0	0.0	0.0	0	0	0	0	1	0	0	0	
Sept 27	@ Min	W	p	1	1	0	0.0	0.0	0	0	1	3	0	0	0	0	
Oct 13	Buf	W	p	2	2	0	0.0	0.0	0	0	0	0	0	0	0	1	
Oct 18	Hou	W	p	1	1	0	0.0	0.0	0	0	0	0	0	0	0	0	
Oct 25	Pit	L	p	3	2	1	0.0	0.0	0	0	1	0	0	2	0	0	1
Nov 1	@ Cin	L	p	1	0	1	0.0	0.0	0	0	0	0	0	0	0	1	
Nov 8	Chi	W	p	7	5	2	0.0	0.0	0	0	0	0	0	0	0	2	
Nov 12	Ind	L	p	1	1	0	0.0	0.0	0	0	0	0	0	0	0	0	
Nov 22	@ Bal	W	S	6	3	3	0.0	0.0	0	0	1	6	0	2	0	0	0

Nov 29	@ Ind	W	p	0	0	0	0.0	0.0	0	0	0	0	0	0	0	0	0
Dec 6	Cle	L	p	2	1	1	0.0	0.0	0	0	0	0	0	0	0	0	0
Dec 13	@ Jax	W	S	7	5	2	0.0	0.0	0	1	0	0	0	0	0	0	0
Dec 20	Det	W	S	7	5	2	0.0	0.0	0	0	0	0	0	0	0	0	0
Dec 27	@ GB	L	p	2	1	1	0.0	0.0	0	0	0	0	0	0	0	0	0
Jan 3	@ Hou	W	p	2	1	1	0.0	0.0	0	0	1	2	0	1	0	0	1

<b>Totals</b>	<b>11-5</b>	<b>16/3</b>	<b>44</b>	<b>30</b>	<b>14</b>	<b>0.0</b>	<b>0.0</b>	<b>0</b>	<b>1</b>	<b>4</b>	<b>11</b>	<b>0</b>	<b>8</b>	<b>0</b>	<b>0</b>	<b>0</b>	<b>7</b>
---------------	-------------	-------------	-----------	-----------	-----------	------------	------------	----------	----------	----------	-----------	----------	----------	----------	----------	----------	----------

### 2021 Tennessee Titans

Date	Opp	W/L	P/S	Tot Solo	Asst	Sk	- Yds	QBP	TFL	Int - Yds	-TD	PD	FF	FR - Yds	SpT		
Sept 12	Ari	L	S	6	6	0	0.0	0.0	0	0	0	0	0	0	0	0	0
Sept 19	@ Sea	W	IR														
Sept 26	Ind	W	IR														
Oct 3	@ NYJ	L	IR														
Oct 10	@ Jax	W	IR														
Oct 18	Buf	W	S	9	6	3	0.0	0.0	0	0	0	0	0	0	1	0	0
Oct 24	KC	W	IA														
Oct 31	@ Ind	W	S	4	2	2	0.0	0.0	0	0	0	0	0	1	0	0	0
Nov 7	@ LAR	W	S	12	8	4	0.0	0.0	0	0	0	0	0	0	0	0	0
Nov 14	NO	W	S	4	2	2	0.0	0.0	0	0	0	0	0	0	0	0	0
Nov 21	Hou	L	S	4	1	3	0.0	0.0	0	0	0	0	0	0	0	0	0
Nov 28	@ NE	L	S	5	3	2	0.0	0.0	0	0	0	0	0	0	0	0	0
Dec 12	Jax	W	S	2	2	0	0.0	0.0	0	0	0	0	0	1	0	0	0
Dec 19	@ Pit	L	S	2	1	1	0.0	0.0	0	0	0	0	0	0	0	0	0
Dec 23	SF	W	S	6	2	4	0.0	0.0	0	0	1	21	0	1	0	0	0
Jan 2	Mia	W	S	6	3	3	0.0	0.0	0	0	0	0	0	1	0	0	0
Jan 9	@ Hou	W	S	2	2	0	0.0	0.0	0	1	0	0	0	0	0	0	0
<b>Totals</b>	<b>12-5</b>	<b>12/12</b>	<b>62</b>	<b>38</b>	<b>24</b>	<b>0.0</b>	<b>0.0</b>	<b>0</b>	<b>1</b>	<b>1</b>	<b>21</b>	<b>0</b>	<b>4</b>	<b>1</b>	<b>0</b>	<b>0</b>	<b>0</b>

<b>Playoffs</b>																		
Jan 10	Bal	L	p	0	0	0	0.0	0.0	0	0	0	0	0	0	0	0	0	0
<b>Totals</b>	<b>0-1</b>	<b>1/0</b>	<b>0</b>	<b>0</b>	<b>0</b>	<b>0.0</b>	<b>0.0</b>	<b>0</b>	<b>0</b>	<b>0</b>	<b>0</b>	<b>0</b>	<b>0</b>	<b>0</b>	<b>0</b>	<b>0</b>	<b>0</b>	<b>0</b>

## AMANI HOOKER'S NFL STATISTICS

### REGULAR SEASON

Year	Team	GP	GS	TACKLES				Yds	QBP	TFL	INTERCEPTIONS				FUMBLES				
				Tot	Solo	Asst	Sk				No	Yds	Lg	TD	PD	FF	FR	Yds	SpT
2019	Tennessee	16	0	13	8	5	0.0	0.0	0	0	0	0	0	0	0	0	0	0	8
2020	Tennessee	16	3	44	30	14	0.0	0.0	0	1	4	11	6	0	8	0	0	0	7
2021	Tennessee	12	12	62	38	24	0.0	0.0	0	1	1	21	21	0	4	1	0	0	0
<b>NFL Totals</b>		<b>44</b>	<b>15</b>	<b>119</b>	<b>76</b>	<b>43</b>	<b>0.0</b>	<b>0.0</b>	<b>0</b>	<b>2</b>	<b>5</b>	<b>32</b>	<b>21</b>	<b>0</b>	<b>12</b>	<b>1</b>	<b>0</b>	<b>0</b>	<b>15</b>

### PLAYOFFS

Year	Team	GP	GS	TACKLES				Yds	QBP	TFL	INTERCEPTIONS				FUMBLES				
				Tot	Solo	Asst	Sk				No	Yds	Lg	TD	PD	FF	FR	Yds	SpT
2019	Tennessee	3	0	3	0	3	0.0	0.0	0	0	0	0	0	0	0	0	0	0	1
2020	Tennessee	1	0	0	0	0	0.0	0.0	0	0	0	0	0	0	0	0	0	0	0
2021	Tennessee	1	1	7	4	3	0.0	0.0	0	0	1	15	15	0	2	0	0	0	1
<b>NFL Totals</b>		<b>5</b>	<b>1</b>	<b>10</b>	<b>4</b>	<b>6</b>	<b>0.0</b>	<b>0.0</b>	<b>0</b>	<b>0</b>	<b>1</b>	<b>15</b>	<b>15</b>	<b>0</b>	<b>2</b>	<b>0</b>	<b>0</b>	<b>0</b>	<b>2</b>

### Single-Game Highs

Tackles - 12 at L.A. Rams (11/7/21)  
 Interceptions - 1 (Five times, last vs. San Francisco 12/23/21)  
 Passes Defensed - 2 (Twice, last at Baltimore 11/22/20)  
 Forced Fumble - 1 vs. Buffalo (10/18/21)  
 Special Teams Tackles - 2 (Twice, last vs. Chicago 11/8/20)

### Playoff Single-Game Highs

Tackles - 7 vs. Cincinnati (1/22/22)  
 Interceptions - 1 vs. Cincinnati (1/22/22)  
 Passes Defensed - 2 vs. Cincinnati (1/22/22)  
 Special Teams Tackles - 1 (Twice, last vs. Cincinnati (1/22/22)

### Additional Statistics

Rushes - 1 for 4 yards at Jacksonville (12/13/20)  
 Receptions - 1 for 6 yards vs. Arizona (9/12/21)

### Additional Playoff Statistics

Receptions - 1 for 28 yards at Kansas City (1/19/20); 1 for 6 yards vs. Arizona (9/12/21)





# 81 AUSTIN HOOPER

**TIGHT END • 6'4" • 254 LBS • COLLEGE: STANFORD**  
**ACQUIRED: FREE AGENT - 2022 • NFL EXPERIENCE (NFL/TITANS): 7/1**  
**HOMETOWN: SAN MATEO, CALIF.**  
**GAMES PLAYED/GAMES STARTED: 88/57 (PLAYOFFS: 7/5)**



**Pro Bowl: 2018, 2019**

**PRO:** The Titans signed Austin Hooper as a free agent during the 2022 offseason to add experience and leadership to the tight end room. Prior to his arrival in Tennessee, the 6-foot-4-inch, 254-pounder amassed 298 receptions for 3,024 yards with 23 touchdowns. The two-time Pro Bowl selection was originally selected by the Atlanta Falcons in the third round (81st overall) of the 2016 NFL Draft and spent his first four NFL seasons with the club. The San Mateo, Calif., native spent the last two campaigns with the Cleveland Browns after signing as an unrestricted free agent in 2020.

### CAREER HIGHLIGHTS:

- Hooper has recorded at least three touchdown receptions in each of his five NFL seasons, including a career-high six with Atlanta in 2019.
- In 2019, Hooper enjoyed the most productive season of his career with career-bests of 75 receptions and 787 receiving yards for the Falcons.
- In 2018, Hooper snared 71 receptions for 660 yards with four receiving scores.
- Hooper caught a 19-yard touchdown pass in Super Bowl LI against New England on Feb. 5, 2017.
- Hooper recorded the longest reception by a tight end in a season-opening game in NFL history after an 88-yard touchdown at Chicago on Sept. 10, 2017.

### TITANS TIDBITS:

- Hooper established the Austin Hooper Foundation, which helps foster care children with an emphasis on those aging out of the system.
- His father, Michael, played football at San Diego State while his uncle also played at Stanford.
- His brother, Justin, played baseball at UCLA and was selected by the Kansas City Royals in the 14th round of the 2019 MLB Draft.

### CAREER TRANSACTIONS:

- The San Mateo, Calif., native was selected by the Atlanta Falcons in the third round (81st overall) of the 2016 NFL Draft.
- Signed by the Cleveland Browns as an unrestricted free agent on March 18, 2020.
- Released by the Browns on March 16, 2022.
- Signed by the Titans as a free agent on March 21, 2022.

### SEASON RECAPS:

**2021 (16/16 - Cleveland):** Started a career-high 16 games and collected 38 receptions for 345 yards with three touchdowns. Spent one contest on the reserve/COVID-19 list.

- Against Houston (9/19), snared five receptions for 40 yards.
- At New England (11/14), notched four catches for 25 yards with a two-yard touchdown catch in the first quarter.
- Against Baltimore (12/12), collected five receptions for 30 yards with a one-yard scoring grab.

**2020 (13/13, 2/2 - Cleveland):** Started 13 games and hauled in 46 passes for 435 yards with four touchdowns in his first season with the Browns. Was inactive for three contests. Started both postseason contests and registered nine receptions for 62 yards with a score.

- At Dallas (10/4), registered five catches for 34 yards with a one-yard touchdown grab.
- At N.Y. Giants (12/20), notched five receptions for 41 yards with a two-yard scoring catch.
- At N.Y. Jets (12/27), snared a season-high seven passes for a season-

best 71 yards.

**2019 (13/10 - Atlanta):** Saw action in 13 games with 10 starts and caught a career-best 75 passes for a career-high 787 yards with a career-best six touchdowns. Was inactive for three games.

- At Indianapolis (9/22), snared six receptions for 66 yards with a pair of touchdowns. Scored from 13 yards and two yards out in the second half.
- Against Tennessee (9/29), posted his first career 100-yard receiving performance of his career with nine catches for a career-best 130 receiving yards.
- At Arizona (10/13), recorded eight catches for 117 yards with a six-yard scoring grab in the fourth quarter.
- Against Seattle (10/27), posted six receptions for 65 yards with a one-yard touchdown catch.

**2018 (16/7 - Atlanta):** Played in all 16 games for the second consecutive season and posted 71 receptions for 660 yards with four touchdown grabs.

- Against Carolina (9/16), hauled in five passes for 58 yards with an eight-yard scoring grab late in the second quarter.
- At Pittsburgh (10/7), snared nine receptions for 77 yards.
- Against Tampa Bay (10/14), grabbed nine passes for 71 yards with a nine-yard touchdown.
- At Cleveland (11/11), set a career-high with 10 catches for 56 yards with a three-yard touchdown in the fourth quarter.

**2017 (16/8, 2/2 - Atlanta):** Played in all 16 games with eight starts and amassed 49 receptions for 526 yards with three touchdowns. Started both postseason contests and recorded four catches for 18 yards.

- At Chicago (9/10), posted two receptions for 128 yards with an 88-yard touchdown catch.
- At N.Y. Jets (10/29), notched four catches for 47 yards with a one-yard touchdown reception.
- Against Dallas (11/12), collected six receptions for 49 yards with a one-yard scoring grab.

**2016 (14/3, 3/1 - Atlanta):** Saw action in 14 games with three starts at tight end as a rookie and hauled in 19 receptions for 271 yards with three touchdowns. Was inactive for the final two regular season contests. Saw action in all three postseason contests with a start and registered six catches for 65 yards with a touchdown.

- Against Tampa Bay (9/11), made his NFL debut against Tampa Bay and caught one pass for 14 yards.
- At Oakland (9/18), snared three passes for 84 yards, including a 44-yard grab. Combined with Jacob Tamme (75 yards) to become the first set of tight ends in franchise history to have 75+ receiving yards in the same game.
- Against Carolina (10/2), posted his first career touchdown on a 42-yard deep ball from Matt Ryan.
- Against Green Bay (10/30), registered a season-high five catches for 41 yards.
- At Tampa Bay (11/3), posted three receptions for a season-best 46 yards with a two-yard touchdown reception.

### COLLEGE:

- Played in 27 games in his two seasons at Stanford and caught 74 passes for 937 yards and eight touchdowns during his career.
- As a sophomore (2015), was a Mackey Award finalist and was selected to the All-Pac-12 first team after recording 34 catches for 438 yards and six

receiving touchdowns during his final year at Stanford. Also earned third-team All America honors from the Associated Press.

- As a freshman (2014), earned freshman All-American and second-team All-Pac-12 honors after posting 40 catches for 499 yards and two touchdowns.
- Redshirted in 2013.
- Majored in psychology at Stanford.

**PERSONAL:**

- Attended De La Salle (Calif.) High School and was a 2012 Tacoma News Tribune Western 100 and a two-time San Francisco Chronicle All-Metro selection.
- Led De La Salle to CIF Open Division state titles in 2010, 2011 and 2012. De La Salle went 15-0 and ranked No. 1 nationally by ESPN and MaxPreps in 2012.
- As a senior (2012), caught 11 passes for 293 yards and three touchdowns. Posted 39 tackles and eight sacks on defense.
- As a junior (2011), posted nine catches for 182 yards and two touchdowns with 46 tackles and 10.5 sacks on defense.
- Lettered in track and field and was all-league in the shot put with a 57-8 personal best.
- Born Austin Manuel Hooper on Oct. 29, 1994 in San Mateo, Calif.

## AUSTIN HOOPER'S GAME-BY-GAME

2016 Atlanta Falcons				RECEIVING				
Date	Opp.	W/L	P/S	No	Yds	Avg	Lg	TD
Sept 11	TB	L	p	1	14	14.0	14	0
Sept 18	@ Oak	W	p	3	84	28.0	44	0
Sept 26	@ NO	W	p	0	0	-	0	0
Oct 2	Car	W	p	1	42	42.0	42t	1
Oct 9	@ Den	W	p	1	14	14.0	14	0
Oct 16	@ Sea	L	p	0	0	-	0	0
Oct 23	SD	L	p	0	0	-	0	0
Oct 30	GB	W	S	5	41	8.2	17	0
Nov 3	@ TB	W	p	3	46	15.3	28	1
Nov 13	@ Phi	L	p	1	8	8.0	8	0
Nov 27	Ari	W	p	2	8	4.0	5	0
Dec 4	KC	L	S	0	0	-	0	0
Dec 11	@ LAR	W	S	1	5	5.0	5	0
Dec 18	SF	W	p	1	9	9.0	9t	1
Dec 24	@ Car	W	IA					
Jan 1	NO	W	IA					
<b>Totals</b>		<b>11-5</b>	<b>14/3</b>	<b>19</b>	<b>271</b>	<b>14.3</b>	<b>44</b>	<b>3</b>

Playoffs								
Jan 14	Sea	W	p	1	10	10.0	10	0
Jan 22	GB	W	S	2	23	11.5	15	0
Feb 5	NE	L	p	3	32	10.7	19t	1
<b>Totals</b>		<b>2-1</b>	<b>3/1</b>	<b>6</b>	<b>65</b>	<b>10.8</b>	<b>19t</b>	<b>1</b>

2017 Atlanta Falcons				RECEIVING				
Date	Opp.	W/L	P/S	No	Yds	Avg	Lg	TD
Sept 10	@ Chi	W	S	2	128	64.0	88t	1
Sept 17	GB	W	S	2	7	3.5	4	0
Sept 24	@ Det	W	p	1	9	9.0	9	0
Oct 1	Buf	L	p	5	50	10.0	18	0
Oct 15	Mia	L	S	7	48	6.9	11	0
Oct 22	@ NE	L	p	1	6	6.0	6	0
Oct 29	@ NYJ	W	S	4	47	11.8	21	1
Nov 5	@ Car	L	S	3	36	12.0	16	0
Nov 12	Dal	W	S	6	49	8.2	14	1
Nov 20	@ Sea	W	S	2	-1	-0.5	1	0
Nov 26	TB	W	S	3	38	12.7	20	0
Dec 3	Min	L	p	3	21	7.0	8	0
Dec 7	NO	W	p	2	23	11.5	12	0
Dec 18	@ TB	W	S	2	12	6.0	7	0
Dec 24	@ NO	L	p	3	18	6.0	10	0
Dec 31	Car	W	S	3	35	11.7	24	0
<b>Totals</b>		<b>10-6</b>	<b>16/8</b>	<b>49</b>	<b>526</b>	<b>10.7</b>	<b>88t</b>	<b>3</b>

Playoffs								
Jan 6	@ LAR	W	S	3	15	5.0	5	0
Jan 13	@ Phi	L	S	1	3	3.0	3	0
<b>Totals</b>		<b>1-1</b>	<b>2/2</b>	<b>4</b>	<b>18</b>	<b>4.5</b>	<b>5</b>	<b>0</b>

2018 Atlanta Falcons				RECEIVING				
Date	Opp.	W/L	P/S	No	Yds	Avg	Lg	TD
Sept 6	@ Phi	L	p	3	24	8.0	15	0
Sept 16	Car	W	p	5	59	11.8	30	1
Sept 23	NO	L	p	3	23	7.7	12	0
Sept 30	Cin	L	p	1	19	19.0	19	0
Oct 7	@ Pit	L	S	9	77	8.6	23	0
Oct 14	TB	W	p	9	71	7.9	14	1
Oct 22	NYG	W	S	3	48	16.0	36	0
Nov 4	@ Was	W	p	3	41	13.7	23	0
Nov 11	@ Cle	L	S	10	56	5.6	10	1
Nov 18	Dal	L	S	4	27	6.8	9	0
Nov 22	@ NO	L	p	5	31	6.2	12	0
Dec 2	Bal	L	S	5	44	8.8	17	1
Dec 9	@ GB	L	S	4	37	9.3	11	0
Dec 16	Ari	W	p	0	0	-	0	0
Dec 23	@ Car	W	p	2	36	18.0	32	0
Dec 30	@ TB	W	S	5	67	13.4	20	0
<b>Totals</b>		<b>7-9</b>	<b>16/7</b>	<b>71</b>	<b>660</b>	<b>9.3</b>	<b>36</b>	<b>4</b>

2019 Atlanta Falcons				RECEIVING				
Date	Opp.	W/L	P/S	No	Yds	Avg	Lg	TD
Sept 8	@ Min	L	S	9	77	8.6	16	0
Sept 15	Phi	W	p	4	34	8.5	14	0
Sept 22	@ Ind	L	S	6	66	11.0	20	2
Sept 29	Ten	L	S	9	130	14.4	28	0
Oct 6	@ Hou	L	S	6	56	9.3	18	0
Oct 13	@ Ari	L	S	8	117	14.6	30	1
Oct 20	LAR	L	S	4	46	11.5	19	1
Oct 27	Sea	L	S	6	65	10.8	35	1
Nov 10	@ NO	W	S	4	17	4.3	9	1
Nov 17	@ Car	W	IA					
Nov 24	TB	L	IA					
Nov 28	NO	L	IA					
Dec 8	Car	W	p	2	32	16.0	18	0
Dec 15	@ SF	W	p	3	20	6.7	9	0
Dec 22	Jax	W	S	7	82	11.7	31	0
Dec 29	@ TB	W	S	7	45	6.4	12	0
<b>Totals</b>		<b>7-9</b>	<b>13/10</b>	<b>75</b>	<b>787</b>	<b>10.5</b>	<b>35</b>	<b>6</b>

2020 Cleveland Browns				RECEIVING				
Date	Opp.	W/L	P/S	No	Yds	Avg	Lg	TD
Sept 13	@ Bal	L	S	2	15	7.5	9	0
Sept 17	Cin	W	S	2	22	11.0	11	0
Sept 27	Was	W	S	3	25	8.3	10	0
Oct 4	@ Dal	W	S	5	34	6.8	12	1
Oct 11	Ind	W	p	5	57	11.4	18	0
Oct 18	@ Pit	L	p	5	52	10.4	36	0
Oct 25	@ Cin	W	IA					
Nov 1	LV	L	IA					
Nov 15	Hou	W	S	1	11	11.0	11	0
Nov 22	Phi	W	S	3	33	11.0	21	0
Nov 29	@ Jax	W	S	2	13	6.5	9t	1
Dec 6	@ Ten	W	S	2	24	12.0	16	0
Dec 14	Bal	L	IA					
Dec 20	@ NYG	W	S	5	41	8.2	17	1
Dec 27	@ NYJ	L	S	7	71	10.1	28	0
Jan 3	Pit	W	S	4	37	9.3	13	1
<b>Totals</b>		<b>11-5</b>	<b>13/13</b>	<b>46</b>	<b>435</b>	<b>9.5</b>	<b>36</b>	<b>4</b>

Playoffs								
Jan 10	@ Pit	W	S	7	46	6.6	8	1
Jan 17	@ KC	L	S	2	16	8.0	11	0
<b>Totals</b>		<b>1-1</b>	<b>2/2</b>	<b>9</b>	<b>62</b>	<b>6.9</b>	<b>11</b>	<b>1</b>

2021 Cleveland Browns				RECEIVING				
Date	Opp.	W/L	P/S	No	Yds	Avg	Lg	TD
Sept 12	@ KC	L	S	3	27	9.0	14	0
Sept 19	Hou	W	S	5	40	8.0	13	0
Sept 26	Chi	W	S	2	19	9.5	13t	1
Oct 3	@ Min	W	S	1	11	11.0	11	0
Oct 10	@ LAC	L	S	0	0	-	0	0
Oct 17	Ari	L	S	1	4	4.0	4	0
Oct 21	Den	W	S	2	42	21.0	34	0
Oct 31	Pit	L	S	4	26	6.5	8	0
Nov 7	@ Cin	W	S	2	14	7.0	11	0
Nov 14	@ NE	L	S	4	25	6.3	11	1
Nov 21	Det	W	S	4	53	13.3	20	0
Nov 28	@ Bal	L	S	0	0	-	0	0
Dec 12	Bal	W	S	5	30	6.0	9	1
Dec 20	LV	L	IA					
Dec 25	@ GB	L	S	3	26	8.7	11	0
Jan 3	@ Pit	L	S	2	28	14.0	21	0
Jan 9	Cin	W	S	0	0	-	0	0
<b>Totals</b>		<b>8-9</b>	<b>16/16</b>	<b>38</b>	<b>345</b>	<b>9.1</b>	<b>34</b>	<b>3</b>

## AUSTIN HOOPER'S NFL STATISTICS

### REGULAR SEASON

Year	Team	REGULAR SEASON		RECEIVING					RUSHING				
		GP	GS	No	Yds	Avg	Lg	TD	Att	Yds	Avg	Lg	TD
2016	Atlanta	14	3	19	271	14.3	44	3	0	0	-	0	0
2017	Atlanta	16	8	49	526	10.7	88t	3	0	0	-	0	0
2018	Atlanta	16	7	71	660	9.3	36	4	0	0	-	0	0
2019	Atlanta	13	10	75	787	10.5	35	6	0	0	-	0	0
2020	Cleveland	13	13	46	435	9.5	36	4	0	0	-	0	0
2021	Cleveland	16	16	38	345	9.1	34	3	0	0	-	0	0
<b>NFL Totals</b>		<b>88</b>	<b>57</b>	<b>298</b>	<b>3,024</b>	<b>10.1</b>	<b>88t</b>	<b>23</b>	<b>0</b>	<b>0</b>	<b>-</b>	<b>0</b>	<b>0</b>

### PLAYOFFS

Year	Team	PLAYOFFS		RECEIVING					RUSHING				
		GP	GS	No	Yds	Avg	Lg	TD	Att	Yds	Avg	Lg	TD
2016	Atlanta	3	1	6	65	10.8	19t	1	0	0	-	0	0
2017	Atlanta	2	2	4	18	4.5	5	0	0	0	-	0	0
2020	Cleveland	2	2	9	62	6.9	11	1	0	0	-	0	0
<b>NFL Totals</b>		<b>7</b>	<b>5</b>	<b>19</b>	<b>145</b>	<b>7.6</b>	<b>19t</b>	<b>2</b>	<b>0</b>	<b>0</b>	<b>-</b>	<b>0</b>	<b>0</b>

#### Single-Game Highs

Receptions - 10 at Cleveland (11/11/18)  
 Receiving Yards - 130 vs. Tennessee (9/29/19)  
 Long Reception - 88t at Chicago (9/10/17)  
 Touchdowns - 2 at Indianapolis (9/22/19)


#### Playoff Single-Game Highs

Receptions - 7 at Pittsburgh (1/10/21)  
 Receiving Yards - 46 at Pittsburgh (1/10/21)  
 Long Reception - 19t vs. New England (2/5/17)  
 Touchdowns - 1 (Twice, last at Pittsburgh, 1/10/21)

#### Additional Statistics

Special Teams Tackles - 1 (2016)  
 Misc Tackles - 2 (2017), 2 (2019), 3 (2020), 2 (2021)





# 89 TOMMY HUDSON

**TIGHT END • 6'3" • 262 LBS • COLLEGE: ARIZONA STATE**  
**ACQUIRED: FREE AGENT - 2020**  
**NFL EXPERIENCE (NFL/TITANS): 2/2 • HOMETOWN: SAN JOSE, CALIF.**  
**GAMES PLAYED/GAMES STARTED: 5/0 (PLAYOFFS: 0/0)**



**PRO:** The Titans signed Tommy Hudson as a rookie free agent following the 2020 NFL Draft. After spending his rookie season on the practice squad, he appeared in five games during the 2021 campaign. The 6-foot-3-inch, 262-pounder appeared in 40 games with 26 starts over four seasons at Arizona State (2016-19). The San Jose, Calif., native played primarily as a blocking tight end and also added 25 receptions for 205 yards.

**TITANS TIDBITS:**

• Late in the 2021 season, Hudson spent two days volunteering in the town of Mayfield, Ky., helping many in need after a deadly tornado devastated much of the town on December 10.

**CAREER TRANSACTIONS:**

- The San Jose, Calif., native was signed by the Titans as a rookie free agent on May 7, 2020.
- Waived by the Titans on Sept. 5, 2020 and signed to the practice squad a day later.
- Waived by the Titans on Sept. 13, 2021 and signed to the practice squad two days later.
- Activated from the practice squad to the active roster standard elevation on Sept. 18, 2021.
- Signed by the Titans to their active roster from the practice squad on Sept. 24, 2021.

**SEASON RECAPS:**

**2021 (5/0, 0/0):** Saw action as a reserve in five games and snared three receptions for 31 yards. Was inactive for one contest. Placed on injured reserve on Oct. 8 and missed six games before being activated from injured reserve designated to return on Nov. 20. Placed on season-ending injured reserve on Dec. 11 and missed the final five regular season games and the postseason contest. Made his NFL debut at Seattle (9/19/21).

- Against Arizona (9/12), was inactive.
- At Seattle (9/19), saw action in his first NFL contest as a reserve at tight end and hauled in his first career reception for 14 yards. Kept the Titans' initial scoring drive alive with a 14-yard catch on third-and-three in the opening quarter.
- Against Indianapolis (9/26), played as a reserve at tight end and caught one pass for three yards.
- At N.Y. Jets (10/3), saw action as a reserve at tight end and snared one pass for 14 yards.
- Against Houston (11/21), returned to the lineup as a reserve at tight end and on special teams.

- At New England (11/28), played as a reserve at tight end and on special teams.

**2020 (0/0):** Spent the entire season on the Titans practice squad.

**COLLEGE:**

- In four seasons at Arizona State (2016-19), Hudson totaled 25 receptions for 205 yards and played primarily as a blocking tight end.
- As a senior (2019), appeared in 13 games with 11 starts and caught 10 passes for a career-high 112 yards.
- As a junior (2018), saw action in 13 games with 10 starts and tallied 13 catches for 66 yards.
- As a sophomore (2017), appeared in 13 games with five starts and caught two passes for 27 yards.
- As a redshirt freshman (2016), saw action in one contest.
- Redshirted in 2015.
- Majored in business economics at Arizona State.

**PERSONAL:**

- Attended Archbishop Mitty (Calif.) High School where he was ranked as the No. 18 tight end in the country by ESPN, the No. 24 by Rivals, No. 25 by 247Sports and No. 34 by Scout.
- Son of Christine and Donald Hudson.
- Follow Hudson on Twitter @TommyHudson15 and on Instagram @t\_Hud87
- Born Thomas Eugene Hudson on Feb. 22, 1997 in San Jose, Calif.

## TOMMY HUDSON'S GAME-BY-GAME

2021 Tennessee Titans				RECEIVING				
Date	Opp.	W/L	P/S	No	Yds	Avg	Lg	TD
Sept 12	Ari	L	IA					
Sept 19	@ Sea	W	p	1	14	14.0	14	0
Sept 26	Ind	W	p	1	3	3.0	3	0
Oct 3	@ NYJ	L	p	1	14	14.0	14	0
Oct 10	@ Jax	W	IR					
Oct 18	Buf	W	IR					
Oct 24	KC	W	IR					
Oct 31	@ Ind	W	IR					
Nov 7	@ LAR	W	IR					
Nov 14	NO	W	IR					
Nov 21	Hou	L	p	0	0	-	0	0

Nov 28	@ NE	L	p	0	0	-	0	0		
Dec 12	Jax									
Dec 19	@ Pit									
Dec 23	SF									
Jan 2	Mia									
Jan 9	@ Hou									
<b>Totals</b>				<b>8-4</b>	<b>5/0</b>	<b>3</b>	<b>31</b>	<b>10.3</b>	<b>14</b>	<b>0</b>

## TOMMY HUDSON'S NFL STATISTICS

REGULAR SEASON		RECEIVING							RUSHING				
Year	Team	GP	GS	No	Yds	Avg	Lg	TD	Att	Yds	Avg	Lg	TD
2020	Tennessee	0	0		Practice Squad								
2021	Tennessee	5	0	3	31	10.3	14	0	0	0	-	0	0
<b>NFL Totals</b>		<b>5</b>	<b>0</b>	<b>3</b>	<b>31</b>	<b>10.3</b>	<b>14</b>	<b>0</b>	<b>0</b>	<b>0</b>	<b>-</b>	<b>0</b>	<b>0</b>

### Single-Game Highs

Receptions - 1 (Three times, last at N.Y. Jets 10/3/21)

Receiving Yards - 14 (Twice, last at N.Y. Jets 10/3/21)

Long Reception - 14 (Twice, last at N.Y. Jets 10/3/21)



# 35 CHRIS JACKSON

**DEFENSIVE BACK • 5'10" • 193 LBS • COLLEGE: MARSHALL**  
**ACQUIRED: 7TH ROUND - 2020**  
**NFL EXPERIENCE (NFL/TITANS): 3/3 • HOMETOWN: TALLAHASSEE, FLA.**  
**GAMES PLAYED/GAMES STARTED: 23/6 (PLAYOFFS: 1/0)**



**PRO:** The Titans selected Chris Jackson with the 243rd overall pick in the seventh round of the 2020 NFL Draft. During his first two seasons, his totals included 54 tackles and five passes defended in 23 games (six starts). The Tallahassee, Fla., native was a four-year starter at Marshall, where his 45 passes defended ranked first in program history. The 5-foot-10 inch, 193-pounder was coveted for his versatility with experience at both corner and safety, as well as for his speed and ball disruption skills.

### CAREER HIGHLIGHTS:

- In 2021, Jackson participated in 12 games with three starts. He finished with 33 tackles, two quarterback pressures, one tackle for loss, four passes defended and one stop on special teams.
- As a rookie in 2020, Jackson registered three starts, including the season opener at Denver. He became the franchise's first rookie drafted in the seventh round or later to start a Week 1 game since Sept. 10, 1989, when Oilers ninth-round rookie tight end Bob Mrosko started at Minnesota. Among all seventh-round picks from the beginning of the seven-round draft era in 1994 through 2020, Jackson was only the third rookie defensive back to start a season opener (Marlon McCree and Jimmy Moreland).
- Jackson earned all-conference recognition each year of his collegiate career: named to the Conference USA first team after recording a team-high 11 passes defended as a senior in 2019, earned second team all-conference honors at defensive back as a junior in 2018, garnered all-conference team honorable mention recognition as a sophomore in 2017, and he was named to the Conference USA All-Freshman team in 2016.

### TITANS TIDBITS:

- A two-time state track champion in high school, Jackson runs a 4.47 second 40-yard dash. 'I still work out like a track athlete when I can,' Jackson said. 'I watch it a lot and keep up with it.'
- After his mother was killed by a home invader when he was 10 years old, Jackson lived with and was primarily raised by paternal grandmother Delores Madison, aunts Jessica and Caprice Overstreet, and maternal grandmother Renee Jones-Johnson.
- He has a love of cars that he attributes to his father and uncle, the latter of which does competitive drag racing. Jackson lists his top three cars as a 1969 Camaro, a 1984 Buick Grand National and a Ferrari F40.
- Jackson is a fishing enthusiast. He has spent more time fishing on the Ochlockonee River outside of Tallahassee than anywhere else.

### CAREER TRANSACTIONS:

- The Tallahassee, Fla., native was selected by the Titans in the seventh round (243rd overall) of the 2020 NFL Draft.

### SEASON RECAPS:

- 2021 (12/3, 1/0):** Saw action in 12 games with three starts at cornerback and registered 33 tackles, including a stop for loss, two quarterback pressures, four passes defended and a special teams stop. Placed on injured reserve on Nov. 23 and missed three games before being activated from injured reserve designated to return on Dec. 23. Was inactive two games. Saw action as a reserve in the postseason contest and notched a tackle on defense and a special teams stop on coverage units. Tied for the team lead in passes defended once (vs. BUF). Tied for the team lead in special teams tackles twice (vs. MIA, vs. CIN).
- At Seattle (9/19), saw significant action as a reserve at cornerback and tied a career-high with six tackles.
  - Against Indianapolis (9/26), started at nickelback and tallied two tackles.
  - At Jacksonville (10/10), saw action as a reserve at cornerback and

compiled a tackle for loss, a quarterback pressure and a pass defended. Broke up a deep pass intended for Marvin Jones Jr. late in the third quarter. Stuffed Carlos Hyde for a three-yard loss on a fourth-and-goal rush from the one-yard line in the fourth quarter.

- Against Buffalo (10/18), played significant snaps as a reserve at cornerback and registered five tackles and a pass defended before leaving the game in the fourth quarter with an injury. Broke up a deep pass intended for Emmanuel Sanders in the third quarter.
- At Indianapolis (10/31), played as a reserve at cornerback and posted three tackles with a pass defended and a quarterback pressure. Combined with Dane Cruikshank to stuff Michael Pittman Jr. for a two-yard loss on a short pass in the fourth quarter. Halted a Colts' drive by defending a deep pass intended for Zach Pascal on third-and-six in overtime.
- At L.A. Rams (11/7), started at cornerback and tallied a career-high seven tackles with a pass defended. Broke up a deep pass intended for Cooper Kupp in the first quarter. Stuffed Darrell Henderson Jr. for no gain on a short pass late in the opening quarter. Combined with Jeffery Simmons to stop Sony Michel for no gain on a rush off left tackle late in the third quarter.
- Against Houston (11/21), started at cornerback and totaled three tackles.
- Against Cincinnati (1/22), made his postseason debut and collected a tackle on defense and a special teams stop on coverage units.

**2020 (11/3):** Played in 11 games with three starts at cornerback as a rookie and posted 21 tackles, including a stop for loss, a pass defended and three special teams stops. Was inactive for three games and spent two contests on the reserve/COVID-19 list. Was inactive for the postseason contest. Made his NFL debut and his first career NFL start at Denver (9/14/20). Led the team in special teams tackles once in 2020 (at CIN).

- At Denver (9/14), started at cornerback in his first career NFL contest and collected a tackle. Became the franchise's first rookie drafted in the seventh round or later to start a Week 1 game since Sept. 10, 1989, when Oilers ninth-round rookie tight end Bob Mrosko started at Minnesota.
- Against Jacksonville (9/20), played as a reserve at cornerback and posted six tackles.
- Against Buffalo (10/13), started at cornerback and tallied four tackles and a pass defended. Combined with Larrell Murchison to stuff Devin Singletary for a three-yard loss on a rush up the middle in the first quarter. Ended a Bills' drive by deflecting a third-and-nine pass intended for Stefon Diggs in the second stanza.
- Against Pittsburgh (10/25), played as a reserve at cornerback and registered three tackles.
- At Cincinnati (11/1), started at cornerback and posted four tackles, including a stop for loss. Led the team with two special teams tackles on coverage units. Stuffed Giovanni Bernard for a three-yard loss on a rush off left tackle in the second stanza.
- At Baltimore (11/22), posted a special teams tackle on coverage units.
- Against Detroit (12/20), played as a reserve at cornerback and produced three tackles.

### COLLEGE:

- During a four-year career at Marshall, started 48 games and posted 189 tackles, 6.5 tackles for loss, 2.0 sacks, seven interceptions with one returned for a touchdown, 45 passes defended and two fumble recoveries with one returned for a score on kickoff coverage for the Thundering Herd. Jackson's 45 passes defended ranked first in Marshall history and his 48 career starts ranked 14th in program history. He earned all-conference recognition in all four of his collegiate seasons.
- As a senior (2019), started 11 games and recorded 25 tackles, one

interception and a team-high 11 passes defended. Earned first team all-conference recognition.

- As a junior (2018), started all 13 games and posted 61 tackles, one interception, 15 passes defended and one fumble recovery. Earned second team all-conference honors at defensive back.
- As a sophomore (2017), started 12 games and tallied 62 tackles, 2.5 tackles for loss, one half sack, a team-high three interceptions for 108 yards and one touchdown, a team-high 10 passes defended and recovered one fumble on kickoff coverage that he returned for a score. Named all-conference honorable mention.
- As a freshman (2016), started all 12 games as a true freshman and tallied 41 tackles, four tackles for loss, 1.5 sacks, two interceptions and nine passes defended. Named to the Conference USA All-Freshman team.
- Graduated from Marshall in December 2019 with a degree in criminal justice.

**PERSONAL:**

- Attended FAMU Developmental Research (Tallahassee, Fla.) School where he was rated as a two-star prospect by Rivals.
- Named a Florida 2A All-State wide receiver as a senior in 2015. Also played safety.
- Jackson was a two-time Florida state high school track champion in the 110-meter hurdles and was a runner up in the 300-meter hurdles.
- Also played basketball.
- List of favorites: (TV show) "Spongebob Squarepants"; (movies) "Shrek," and "Coming to America"; (musician) Kanye West.
- Follow Jackson on Twitter @C3Jack and on Instagram @\_3cjack.
- Son of D'Wayne Jackson and Tanesha Overstreet.
- Has two brothers and two sisters.
- Born Christopher D'Wayne Jackson on April 13, 1998 in Minneapolis, Minn.

**CHRIS JACKSON'S GAME-BY-GAME**

2020 Tennessee Titans

Date	Opp	W/L	P/S	Tot	Solo	Asst	Sk	- Yds	QBP	TFL	Int	- Yds	-TD	PD	FF	FR	- Yds	SpT	
Sept 14	@ Den	W	S	1	0	1	0.0	0.0	0	0	0	0	0	0	0	0	0	0	0
Sept 20	Jax	W	p	6	3	3	0.0	0.0	0	0	0	0	0	0	0	0	0	0	0
Sept 27	@ Min	W	IA																
Oct 13	Buf	W	S	4	3	1	0.0	0.0	0	0	0	0	0	1	0	0	0	0	0
Oct 18	Hou	W	IA																
Oct 25	Pit	L	p	3	2	1	0.0	0.0	0	0	0	0	0	0	0	0	0	0	0
Nov 1	@ Cin	L	S	4	2	2	0.0	0.0	0	1	0	0	0	0	0	0	0	0	2
Nov 8	Chi	W	p	0	0	0	0.0	0.0	0	0	0	0	0	0	0	0	0	0	0
Nov 12	Ind	L	p	0	0	0	0.0	0.0	0	0	0	0	0	0	0	0	0	0	0
Nov 22	@ Bal	W	p	0	0	0	0.0	0.0	0	0	0	0	0	0	0	0	0	0	1
Nov 29	@ Ind	W	R/C																
Dec 6	Cle	L	R/C																
Dec 13	@ Jax	W	p	0	0	0	0.0	0.0	0	0	0	0	0	0	0	0	0	0	0
Dec 20	Det	W	p	3	2	1	0.0	0.0	0	0	0	0	0	0	0	0	0	0	0
Dec 27	@ GB	L	p	0	0	0	0.0	0.0	0	0	0	0	0	0	0	0	0	0	0
Jan 3	@ Hou	W	IA																
<b>Totals</b>				<b>11-5</b>	<b>11/3</b>	<b>21</b>	<b>12</b>	<b>9</b>	<b>0.0</b>	<b>0.0</b>	<b>0</b>	<b>1</b>	<b>0</b>	<b>0</b>	<b>1</b>	<b>0</b>	<b>0</b>	<b>0</b>	<b>3</b>
<b>Playoffs</b>																			
Jan 10	Bal	L	IA																
<b>Totals</b>				<b>0-1</b>	<b>0/0</b>	<b>0</b>	<b>0</b>	<b>0</b>	<b>0.0</b>	<b>0.0</b>	<b>0</b>	<b>0</b>	<b>0</b>	<b>0</b>	<b>0</b>	<b>0</b>	<b>0</b>	<b>0</b>	<b>0</b>

2021 Tennessee Titans

Date	Opp	W/L	P/S	Tot	Solo	Asst	Sk	- Yds	QBP	TFL	Int	- Yds	-TD	PD	FF	FR	- Yds	SpT	
Sept 12	Ari	L	IA																
Sept 19	@ Sea	W	p	6	5	1	0.0	0.0	0	0	0	0	0	0	0	0	0	0	0
Sept 26	Ind	W	S	2	2	0	0.0	0.0	0	0	0	0	0	0	0	0	0	0	0
Oct 3	@ NYJ	L	p	2	2	0	0.0	0.0	0	0	0	0	0	0	0	0	0	0	0
Oct 10	@ Jax	W	p	1	1	0	0.0	0.0	1	1	0	0	0	1	0	0	0	0	0
Oct 18	Buf	W	p	5	5	0	0.0	0.0	0	0	0	0	0	0	1	0	0	0	0
Oct 24	KC	W	IA																
Oct 31	@ Ind	W	p	3	2	1	0.0	0.0	1	0	0	0	0	0	1	0	0	0	0
Nov 7	@ LAR	W	S	7	5	2	0.0	0.0	0	0	0	0	0	0	1	0	0	0	0
Nov 14	NO	W	p	2	2	0	0.0	0.0	0	0	0	0	0	0	0	0	0	0	0
Nov 21	Hou	L	S	3	3	0	0.0	0.0	0	0	0	0	0	0	0	0	0	0	0
Nov 28	@ NE	L	IR																
Dec 12	Jax	W	IR																
Dec 19	@ Pit	L	IR																
Dec 23	SF	W	p	0	0	0	0.0	0.0	0	0	0	0	0	0	0	0	0	0	0
Jan 2	Mia	W	p	0	0	0	0.0	0.0	0	0	0	0	0	0	0	0	0	0	1
Jan 9	@ Hou	W	p	2	1	1	0.0	0.0	0	0	0	0	0	0	0	0	0	0	0
<b>Totals</b>				<b>12-5</b>	<b>12/3</b>	<b>33</b>	<b>28</b>	<b>5</b>	<b>0.0</b>	<b>0.0</b>	<b>2</b>	<b>1</b>	<b>0</b>	<b>0</b>	<b>4</b>	<b>0</b>	<b>0</b>	<b>0</b>	<b>1</b>
<b>Playoffs</b>																			
Jan 22	Cin	L	p	1	1	0	0.0	0.0	0	0	0	0	0	0	0	0	0	0	1
<b>Totals</b>				<b>0-1</b>	<b>1/0</b>	<b>1</b>	<b>1</b>	<b>0</b>	<b>0.0</b>	<b>0.0</b>	<b>0</b>	<b>0</b>	<b>0</b>	<b>0</b>	<b>0</b>	<b>0</b>	<b>0</b>	<b>0</b>	<b>1</b>

**CHRIS JACKSON'S NFL STATISTICS**

**REGULAR SEASON**

Year	Team	GP	GS	TACKLES				QBP	TFL	INTERCEPTIONS					FUMBLES				
				Tot	Solo	Asst	Sk			Yds	No	Yds	Lg	TD	PD	FF	FR	Yds	SpT
2020	Tennessee	11	3	21	12	9	0.0	0.0	0	1	0	0	0	0	1	0	0	0	3
2021	Tennessee	12	3	33	28	5	0.0	0.0	2	1	0	0	0	4	0	0	0	1	
<b>NFL Totals</b>		<b>23</b>	<b>6</b>	<b>54</b>	<b>40</b>	<b>14</b>	<b>0.0</b>	<b>0.0</b>	<b>2</b>	<b>2</b>	<b>0</b>	<b>0</b>	<b>0</b>	<b>5</b>	<b>0</b>	<b>0</b>	<b>0</b>	<b>4</b>	

**PLAYOFFS**

Year	Team	GP	GS	TACKLES				QBP	TFL	INTERCEPTIONS					FUMBLES				
				Tot	Solo	Asst	Sk			Yds	No	Yds	Lg	TD	PD	FF	FR	Yds	SpT
2020	Tennessee	0	0	0	0	0	0.0	0.0	0	0	0	0	0	0	0	0	0	0	0
2021	Tennessee	1	0	1	1	0	0.0	0.0	0	0	0	0	0	0	0	0	0	1	
<b>NFL Totals</b>		<b>1</b>	<b>0</b>	<b>1</b>	<b>1</b>	<b>0</b>	<b>0.0</b>	<b>0.0</b>	<b>0</b>	<b>0</b>	<b>0</b>	<b>0</b>	<b>0</b>	<b>0</b>	<b>0</b>	<b>0</b>	<b>0</b>	<b>1</b>	

**Single-Game Highs**

- Tackles - 7 at L.A. Rams (11/7/21)
- Tackle For Loss - 1 (Twice, last at Jacksonville 10/10/21)
- Passes Defensed - 1 (Five times, last at L.A. Rams 11/7/21)
- Special Teams Tackles - 2 at Cincinnati (11/1/20)

**Playoff Single-Game Highs**

- Tackles - 1 vs. Cincinnati (1/22/22)
- Special Teams Tackles - 1 vs. Cincinnati (1/22/22)





# 29 THEO JACKSON

**SAFETY • 6'1" • 198 LBS • COLLEGE: TENNESSEE**  
**ACQUIRED: 6TH ROUND - 2022 • NFL EXPERIENCE (NFL/TITANS): ROOKIE**  
**HOMETOWN: NASHVILLE, TENN.**  
**GAMES PLAYED/GAMES STARTED: 0/0 (PLAYOFFS: 0/0)**



**PRO:** The Titans selected Nashville native and Tennessee Volunteer Theo Jackson in the sixth round (204th overall) of the 2022 NFL Draft. The 6-foot-1-inch, 198-pounder possesses intelligence and versatility, seeing playing time at STAR, safety, nickel and corner while at Tennessee. The Nashville, Tenn., native attended Overton High School and went on to play five seasons for the Vols (2017-21). He tallied 190 tackles, 1.5 sacks, 12 tackles for loss, 20 quarterback hits, three interceptions with one returned for a touchdown, 20 passes defended, one forced fumble and one fumble recovery in 56 games with 24 starts.

#### CAREER HIGHLIGHTS:

- In 2021, Jackson earned second-team All-SEC honors after setting career-high marks in tackles (78), sacks (1.5), tackles for loss (nine), quarterback hits (12), passes defended (12), and notching his first career pick-six for 55 yards. His 20 passes defended ranked second in the SEC and tied for 14th in the FBS, and his nine tackles for loss tied for the SEC lead among defensive backs.

#### TITANS TIDBITS:

- A Nashville native, Jackson went to a lot of Titans games when he was growing up. His uncle, S.L. Lampkin, has suite tickets at Nissan Stadium and 'is the biggest Titans fan there is.' Jackson was at his uncle's house when he was drafted by the Titans, and said that 'the whole bottom floor of his (uncle's) house is all Titans blue, red and white – everything. You should see the celebration that's going on right now (upon Jackson being drafted).'
- Jackson enjoys bowling and goes frequently 'because it helps me clear my head.' His high game in bowling is 280.
- His father, Nate, played defensive back at Western Kentucky.
- Jackson's pregame ritual includes walking around on the field and eating one bag of Skittles, his favorite candy.

#### CAREER TRANSACTIONS:

- The Nashville, Tenn., native was selected by the Titans in the sixth round (204th overall) of the 2022 NFL Draft.

#### COLLEGE:

- In five seasons at Tennessee (2017-21), Jackson appeared in 56 games with 24 starts and amassed 190 tackles, 1.5 sacks, 12 tackles for loss, 20 quarterback hits, three interceptions with one returned for a touchdown, 20 passes defended, one forced fumble and one fumble recovery.

**AS A REDSHIRT SENIOR (2021)**, started 12 games at the STAR position and recorded career-high marks in tackles (78), sacks (1.5), tackles for loss (nine), quarterback hits (12), notched his first career pick-six for 55 yards, and passes defended (12). Earned second-team All-SEC recognition. His 20 passes defended ranked second in the SEC and tied for 14th in the FBS, and his nine tackles for loss tied for the SEC lead among defensive backs. Added two punt returns for 14 yards.

- Against Pittsburgh (9/11), posted a career-high 11 tackles, two tackles for loss, one sack, one quarterback hit and one pass defended.
- Against Vanderbilt (11/27), totaled four tackles, one half tackle for loss, two quarterback hits, one 55-yard pick six and one pass defended.

**AS A SENIOR (2020)**, played in all 10 games and made six starts at the STAR position. Totaled 31 tackles, one tackle for loss, three quarterback hits, one 36-yard interception, three passes defended and one fumble recovery.

- Against Missouri (10/3), tallied three tackles, one interception in the fourth quarter and one pass defended.

**AS A JUNIOR (2019)**, saw action in 12 games with five starts at safety. Posted 53 tackles, one tackle for loss, three quarterback hits, one interception and three passes defended.

- At Florida (9/21), recorded six tackles and his first career interception.

**AS A SOPHOMORE (2018)**, played in 11 games and made one start. Amassed 20 tackles, one tackle for loss, two quarterback hits, two passes defended and one forced fumble.

**AS A FRESHMAN (2017)**, saw action in 11 games as a reserve safety and on special teams. Finished the season with eight tackles.

- Graduated from Tennessee in December 2021 with a degree in communications.

#### PERSONAL:

- Attended Overton (Tenn.) High School where he led the team with five interceptions as a senior and helped lead the Bobcats to the second round of the 2016 Class 6A state playoffs.
- Earned region 6A defensive MVP honors as a senior.
- Named to TSWA Class 6A all state team as a senior.
- Named to the Tennessean's 2016 Dandy Dozen.
- Also competed in basketball and baseball.
- Son of Nate and Tanissa Foster.
- Has two older sisters, one older brother and one younger brother.
- Follow Jackson on Twitter @theo\_jackson05 and on Instagram @theo.jackson26.
- Born Thedarius S.L. Jackson on Oct. 2, 1998 in Nashville, Tenn.

## THEO JACKSON'S COLLEGE STATISTICS

SEASON		TACKLES									INTERCEPTIONS					FUMBLES		
Year	Team	GP	GS	Tot	Solo	Asst	Sk	Yds	QBP	TFL	No	Yds	Lg	TD	PD	FF	FR	Yds
2017	Tennessee	11	0	8	6	2	0.0	0.0	0	0	0	0	-	0	0	0	0	0
2018	Tennessee	11	1	20	16	4	0.0	0.0	2	1	0	0	-	0	2	1	0	0
2019	Tennessee	12	5	53	29	24	0.0	0.0	3	1	1	0	0	0	3	0	0	0
2020	Tennessee	10	6	31	19	12	0.0	0.0	3	1	1	36	36	0	3	0	1	0
2021	Tennessee	12	12	78	37	41	1.5	5.0	12	9	1	55	55t	1	12	0	0	0
<b>Totals</b>		<b>56</b>	<b>24</b>	<b>190</b>	<b>107</b>	<b>83</b>	<b>1.5</b>	<b>5.0</b>	<b>20</b>	<b>12</b>	<b>3</b>	<b>91</b>	<b>55t</b>	<b>1</b>	<b>20</b>	<b>1</b>	<b>1</b>	<b>0</b>

### Single-Game Highs

Tackles - 11 (Three times, last at Kentucky 11/6/21)  
 Sacks - 1 vs. Pittsburgh (9/11/21)  
 Tackle For Loss - 2.5 vs. Bowling Green (9/2/21)

Interceptions - 1 (Three times, last vs. Vanderbilt 11/27/21)  
 Passes Defensed - 3 (Twice, last at Kentucky 11/6/21)  
 Forced Fumbles - 1 vs. West Virginia (9/1/18)  
 Fumble Recoveries - 1 vs. Alabama (10/24/20)



# 60 BEN JONES

**CENTER • 6'3" • 308 LBS • COLLEGE: GEORGIA**  
**ACQUIRED: UNRESTRICTED FREE AGENT (HOU) - 2016**  
**NFL EXPERIENCE (NFL/TITANS): 11/7 • HOMETOWN: BRENT, ALA.**  
**GAMES PLAYED/GAMES STARTED: 160/139 (PLAYOFFS: 10/10)**



**Captain: 2019**



**Community Man of the Year: 2019**

**PRO:** The Titans signed Ben Jones early in the 2016 free agency period to bring veteran leadership and experience to the center position. Since then he has been one of the steadiest and most dependable players on the team. The 6-foot-3-inch, 308-pounder was originally selected by the Houston Texans in the fourth round (99th overall) of the 2012 NFL Draft. From 2012 through 2021, Jones appeared in 160 of 161 possible regular season games, including starts in all but one game during his first six seasons in Tennessee. From 2016 through 2021, the Titans averaged 137.7 rushing yards per game, posting the second-highest average in the NFL behind only the Baltimore Ravens (150.6). The University of Georgia product is a versatile player, having started contests at center and both guard spots in his first four seasons with the Texans.

### CAREER HIGHLIGHTS:

- Jones has started games at center, left guard and right guard during his NFL career and has opened holes for an 1,000-yard rusher in six different seasons.
- From 2016 through 2021, Jones was one of only eight offensive linemen to start at least 96 of a possible 97 games.
- Jones started all 17 games in 2021 and helped the Titans finish fifth in the NFL in rushing (141.4 rushing yards per game), marking the fifth time in his first six seasons in Tennessee that he helped the offense rank in the top five in rushing. The Titans joined the Dallas Cowboys and Indianapolis Colts as the only teams in those six seasons to produce four individual 1,000-yard rushing seasons—three by Derrick Henry and one by DeMarco Murray.
- In 2020, Jones started every game at center and was a part of an offense that tied for the second-overall ranking in the NFL (396.4 yards per game), finished second in rushing (168.1), and allowed the sixth-fewest sacks (25). He helped pave the way for Derrick Henry to produce the NFL's eighth all-time 2,000-yard rushing season (2,027).
- In 2019, Jones started 15 games at center and helped Derrick Henry lead the NFL with 1,540 rushing yards.
- In Week 9 of the 2019 season, Jones missed the first game of his eight-year NFL career when he was inactive due to injury. It ended his streak of 120 consecutive games played and 88 consecutive starts. At the time, Jones' consecutive games streak tied Kansas City's Mitchell Schwartz for the longest active streak in the NFL among offensive linemen, and his starting streak ranked first in the NFL among all centers.
- Jones made a career-high three postseason starts in 2019.
- In 2018, Jones started all 16 games at center, registering five consecutive seasons with a start in every contest (2014-15 with Houston).
- Jones appeared in his 100th career game in Week 4 of the 2018 season.
- In 2016, Jones centered all 16 games in his first campaign with the Titans and was a part of an offensive front that blocked for the NFL's third-ranked rushing attack which averaged 136.7 rush yards per game.
- In 2015, Jones transitioned to his natural position of center and started all 16 games and the playoff contest for the Texans.
- In 2014, Jones started all 16 contests at left guard.
- As a rookie in 2012, Jones started the final 10 games of the season at right guard and was named the Texans Rookie of the Year.

### TITANS TIDBITS:

- Jones switched from jersey #61 to #60 prior to his senior season at Georgia, to honor his father, Steve, a former collegiate star, who was killed in a helicopter crash when he was 10 years old.
- Jones' pregame ritual consists of walking barefoot on the field "to get a

feel for the turf." The routine began before one game with his brother in high school and after enjoying success that night, it has continued ever since.

- When he was 10 years old, Jones suffered a blow to the head with a baseball bat. The impact caused a blood clot to develop on his brain and fractured his skull. The injury kept him out of all athletic activity for a year, proving to be a challenging time for an active and athletic boy. Although it was a tough period in his life, Ben says this time turned him into the man he is today. As soon as he was cleared for activities, Jones threw himself into being the best athlete he could be.
- In 2017, Jones established The Jones Mission Fund at The Community Foundation to provide at-risk youth with opportunities they might otherwise not have through grants, additional resources and educational opportunities.
- During the offseason, Jones and his wife host the annual Ben Jones Celebrity Clay Shoot. The event has raised more than \$400,000 benefitting The Jones Mission Fund.
- Jones hosts a free Friday Night Lights youth football camp in his native Alabama every June.
- Jones sponsors a trip to a Titans game each fall for the seniors of his high school's football team in Alabama. The experience includes round trip transportation from his hometown, tickets, a private tailgate, swag bags, and a meet-and-greet with a tour of the Titans practice facility after the game with Jones.
- Jones' brother, Clay, played baseball for the University of Alabama and then was drafted by the Detroit Tigers.

### CAREER TRANSACTIONS:

- A native of Brent, Ala., Jones was originally selected by the Houston Texans in the fourth round (99th overall) of the 2012 NFL Draft.
- Signed by the Titans as an unrestricted free agent on March 10, 2016.

### SEASON RECAPS:

**2021 (17/17, 1/1 - Tennessee):** Started all 17 games at center and blocked for the NFL's fifth-ranked rushing attack. Started the postseason contest at center.

- At Seattle (9/19), started at center and helped open holes for Derrick Henry to rush for 182 yards.
- Against Indianapolis (9/26), started at center and blocked for Titans' rushers to gain 180 yards on the ground.
- At Jacksonville (10/10), started at center and helped block for Derrick Henry to amass 130 yards on the ground with three rushing touchdowns.
- Against Buffalo (10/18), started at center and was a part of an offensive front that did not allow a sack on 29 pass attempts. Helped open holes for Derrick Henry to amass 143 rushing yards and three scores on 23 carries.
- Against Kansas City (10/24), started at center in his 150th career regular season game. Helped block for an offense that registered 369 total yards while only allowing one sack on 28 pass attempts.
- At New England (11/28), started at center and opened holes for Titans ball carriers to amass 270 yards on the ground, including two 100-yard rushers.
- Against Miami (1/2), started at center and helped open holes for Titans' ball carriers to gain 198 yards on the ground with two rushing scores.
- At Houston (1/9), started at center and helped block for an offense that registered 405 total yards while only allowing one sack on 32 pass attempts.
- Against Cincinnati (1/22), started at center in his 10th career postseason contest and helped open holes for Titans' rushers to amass 140 yards on the ground on 27 carries.

**2020 (16/16, 1/1 - Tennessee):** Started all 16 games at center and helped Derrick Henry become the eighth player in NFL history to eclipse 2,000 rushing yards in a season. Started the postseason contest at center.

- At Denver (9/14), started at center and was a part of an offensive front that allowed the Titans to amass 377 total yards. Member of a line that allowed just one sack on 43 pass attempts.
- Against Jacksonville (9/20), started at center and helped the offense post 354 total yards.
- Against Buffalo (10/13), started at center and was a part of an offensive line that blocked for Titans' rushers to gain 139 yards on the ground while not allowing a sack on 28 pass attempts.
- Against Houston (10/18), started at center and helped the offense become the first unit in NFL history to have a passer reach 350 yards (364 by Ryan Tannehill) and a rusher reach 200 yards (212 by Derrick Henry) in a game.
- At Indianapolis (11/29), started at center and blocked for Titans' rushers to gain 229 yards on 45 carries. Member of an offensive front that allowed just one sack on 22 pass attempts.
- At Jacksonville (12/13), started at center and helped open holes for Titans' rushers to gain 249 yards on the ground, including a 215-yard performance by Derrick Henry.
- Against Detroit (12/20), started at center and helped block for Titans' ball carriers to gain 195 yards and score three touchdowns on the ground.
- At Houston (1/3), started at center and blocked for Derrick Henry to gain a franchise-record 250 rushing yards in the Titans' division-clinching victory and in the process become the eighth player in NFL history to eclipse 2,000 rushing yards in a season.

**2019 (15/15, 3/3 - Tennessee):** Started 15 games at center and helped Derrick Henry lead the NFL with 1,540 rushing yards. Was inactive for one game ending his streak of 120 consecutive games played and 88 consecutive starts. Started all three postseason contests at center.

- At Atlanta (9/29), started at center and was a part of an offensive front that did not allow a sack on 27 pass attempts, while opening holes for Titans' ball carriers to gain 138 yards on the ground.
- Against L.A. Chargers (10/20), started at center and helped the offense amass 403 total yards.
- At Carolina (11/3), was inactive, ending his streak of 120 consecutive games played and 88 consecutive starts.
- Against Kansas City (11/10), started his 100th career game at center and helped open holes for Titans' rushers to gain 225 yards on the ground.
- Against Jacksonville (11/24), started at center and blocked for Titans' ball carriers to gain 219 rushing yards.
- At Oakland (12/8), started at center and was a part of an offensive front that blocked for Titans' ball carriers to gain 161 yards on the ground, while also not allowing a sack on 27 pass attempts.
- At Houston (12/29), started at center and was a part of an offensive front that blocked for Derrick Henry to amass 211 yards on the ground and become the NFL's leading rusher in 2019.
- At New England (1/4), started at center and was a member of an offensive front that opened holes for Derrick Henry to collect 182 yards on the ground.
- At Baltimore (1/11), started at center and was a part of an offensive line that blocked for Derrick Henry to collect a franchise postseason record 195 rushing yards.

**2018 (16/16 - Tennessee):** Started all 16 games at center for the third consecutive season with the Titans. Played in his 100th consecutive career NFL contest against Philadelphia (9/30/18).

- At Miami (9/9), started at center and was a member of an offensive front that did not allow a sack on 38 pass attempts.
- Against Philadelphia (9/30), started at center in his 100th consecutive contest and was a part of an offensive line that helped amass 397 total yards.
- At Los Angeles Chargers in London (10/21), started at center and helped block for Titans' ball carriers to gain 164 yards on the ground.
- At Dallas (11/5), started at center and helped the Titans' offense accumulate 340 total yards.
- Against N.Y. Jets (12/2), started at center and switched to left guard at the start of the third quarter.
- Against Jacksonville (12/6), started at center and helped open holes for Titans' ball carriers to gain 264 yards on the ground, including a franchise-best 238 rushing yards by Derrick Henry. Part of an offensive front that allowed just one sack for zero yards on 24 pass attempts.
- At N.Y. Giants (12/16), started at center and helped block for Titans' rushers to amass 215 yards, including a 170-yard performance by Derrick

Henry.

- Against Indianapolis (12/30), started at center and was a member of an offensive front that did not allow a sack on 29 pass attempts.

**2017 (16/16, 2/2 - Tennessee):** Started all 16 games and both postseason contests at center in his second campaign with the Titans. Among NFL offensive linemen presently listed as centers, ranks second in the NFL with 64 consecutive games started.

- Against Oakland (9/10), started at center and was a part of an offensive line that helped produce 350 total yards and allow just one sack on 41 pass attempts.
- At Jacksonville (9/17), started at center, his 50th consecutive start, and opened holes for a rushing attack that amassed 179 yards on 36 carries (5.0 avg.). Member of a unit that allowed just one sack on 27 pass attempts.
- Against Seattle (9/24), started at center and helped block for Titans' ball carriers to collect 195 rushing yards on 35 carries (5.6 avg.). Member of an offensive front that did not allow a sack on 32 pass attempts.
- Against Indianapolis (10/16), started at center and was a member of an offensive front that helped produce 473 total yards and allow just one sack for one yard on 32 pass attempts.
- Against Cincinnati (11/12), started at center and helped open holes for Titans' rushers to gain 180 yards on the ground.
- At Indianapolis (11/26), started at center and was a part of an offensive front that did not allow a sack on 25 pass attempts.
- Against Houston (12/3), started at center and helped open holes for Titans' ball carriers to gain 198 yards on 25 carries with two scores on the ground.
- At Kansas City (1/6), started at center and helped open holes for Titans' ball carriers to gain 202 rushing yards on 31 carries (6.5 avg.) in the Wild Card matchup.

**2016 (16/16 - Tennessee):** Started all 16 games at center in his first season with the Titans and was a part of an offensive front that blocked for the NFL's third-ranked rushing attack which averaged 136.7 rush yards per game.

- Against Minnesota (9/11), made his Titans debut as the starting center.
- At Detroit (9/18), started at center and blocked for an offense that amassed 363 total yards in a 16-15 comeback win.
- Against Oakland (9/25), started at center and was a part of an offensive line that helped produce 393 total yards and allow just one sack on 33 pass attempts.
- At Miami (10/9), started at center and was a member of an offensive front that opened holes for Titans' rushers to gain 235 yards on the ground and did not allow a sack on 29 pass attempts.
- Against Cleveland (10/16), started at center and blocked for an offense that compiled a season-high 407 total yards, including 137 rushing yards.
- Against Jacksonville (10/27), started at center and opened holes for Titans' ball carriers to accumulate 214 yards on the ground. Was a part of an offensive front that did not allow a sack in 23 pass attempts.
- At San Diego (11/6), started at center and was a part of an offensive line that did not allow a sack on 43 pass attempts.
- Against Green Bay (11/13), started at center and blocked for an offense that amassed 446 total yards and six touchdowns in a 47-25 victory against the Packers.
- At Chicago (11/27), started at center and was a member of an offensive front that did not allow a sack on 23 pass attempts. Blocked for Titans' ball carriers to gain 149 yards on the ground.
- Against Denver (12/11), started at center and was a part of an offensive line that opened holes for Titans' rushers to amass 180 rushing yards on 42 carries in a 13-10 victory over the Broncos.
- At Kansas City (12/18), started at center and helped pave the way for Titans' ball carriers to gain 148 yards on the ground. Member of an offensive front that allowed just one sack for zero yards on 33 pass attempts.

**2015 (16/16, 1/1 - Houston):** Started all 16 games at center and in Wild Card Game against Kansas City (1/9). Extended his streak of consecutive regular season games played to 64, which is the second-longest active streak among NFL centers.

**2014 (16/16 - Houston):** Started all 16 games at left guard in his third season with the Texans.

**2013 (16/1 - Houston):** Played in all 16 games with one start for the Texans.



- At San Francisco (10/6), started at right guard and blocked for a ground game that produced 131 yards.

**2012 (16/10, 2/2 - Houston):** Appeared in all 16 games with 10 starts as a rookie. Was originally drafted as a center, but worked his way into a starting role at right guard. Was a part of seven 100-yard rushing performances by Arian Foster for the NFL's seventh-ranked offense.

- Against Miami (9/9), made his Texans and NFL debut on special teams in the season opener.
- At Jacksonville (9/17), saw action at right guard and was part of an offensive line that cleared the way for Texans running backs to rush for 216 yards and three touchdowns while not allowing Matt Schaub to be sacked.
- At Denver (9/23), helped provide protection for Matt Schaub, enabling him to tie a career-high with four touchdown passes.
- At N.Y. Jets (10/8), helped Arian Foster rush for a season-high 157 yards and a touchdown.

#### COLLEGE:

- Finished his collegiate career ranked third in Georgia history with 49 starts.
- Was a two-time All-SEC selection by the league's coaches and four-time SEC Offensive Lineman of the Week during his career. Was named to Georgia's Team of the Decade.
- As a senior (2011), earned All-SEC first-team honors and was rated the nation's second-best center in the draft by The NFL Draft Report. Named second-team All-SEC honoree by the Associated Press, Phil Steele and the league's coaches for his senior season.
- In his final collegiate season, served as a team captain and started all 14 games at center.
- As a junior (2010), appeared in 13 games making 12 starts. Earned All-SEC second-team honors from The NFL Draft Report.
- As a sophomore (2009), started all 13 games and was named All-SEC second team by the league's coaches.
- As a freshman (2008), appeared in 13 games making 10 starts at center and was selected a Freshman All-American and Freshman All-SEC. Named Freshman All-American first team by College Football News, adding second-team honors from The Sporting News and Phil Steele.
- Member of the fall 2009 Georgia Athletic Director's Honor Roll.
- Majored in Health & Physical Education at Georgia.

#### PERSONAL:

- Attended Bibb County High School in Centreville, Ala., where he earned Super Prep All-Dixie Team, Prep Star All-Southeast Region and Alabama Sports Writers Association Class 5A first-team All-State honors as a senior.
- Was a standout first baseman and pitcher on Bibb County's baseball team, where in 2007 he was selected to the Tuscaloosa News West Alabama Baseball All-Star squad. Had a .345 career batting average and collected a school-record 48 RBI in 2007.
- Follow Jones on Instagram at @jones60ben.
- Born Benjamin Jones on July 2, 1989 in Birmingham, Ala.

## BEN JONES' NFL STATISTICS

### REGULAR SEASON

Year	Team	GP	GS
2012	Houston	16	10
2013	Houston	16	1
2014	Houston	16	16
2015	Houston	16	16
2016	Tennessee	16	16
2017	Tennessee	16	16
2018	Tennessee	16	16
2019	Tennessee	15	15
2020	Tennessee	16	16
2021	Tennessee	17	17
<b>NFL Totals</b>		<b>160</b>	<b>139</b>

### PLAYOFFS

Year	Team	GP	GS
2012	Houston	2	2
2015	Houston	1	1
2017	Tennessee	2	2
2019	Tennessee	3	3
2020	Tennessee	1	1
2021	Tennessee	1	1
<b>NFL Totals</b>		<b>10</b>	<b>10</b>

### Starts Breakdown:

2012 - RG 10 (Playoffs - RG 2); 2013 - RG 1; 2014 - LG 16; 2015 - C 16 (Playoffs - C 1); 2016 - C 16; 2017 - C 16 (Playoffs - C 2); 2018 - C 16; 2019 - C 15 (Playoffs - C 3); 2020 - C 16 (Playoffs - C 1); 2021 - C 17 (Playoffs - C 1)

### Additional Career Statistics

Tackles - 2 (2014), 1 (2015), 1 (2020)  
Fumble Recoveries - 1 (2013), 1 (2021)

### Additional Career Playoff Statistics

Misc. Tackles - 2 (2015), 1 (2019)



# 73 JAMARCO JONES

**OFFENSIVE LINE • 6'4" • 293 LBS • COLLEGE: OHIO STATE**  
**ACQUIRED: UNRESTRICTED FREE AGENT (SEA) - 2022**  
**NFL EXPERIENCE (NFL/TITANS): 5/1 • HOMETOWN: CHICAGO, ILL.**  
**GAMES PLAYED/GAMES STARTED: 36/7 (PLAYOFFS: 2/2)**



**PRO:** The Titans signed Jamarco Jones during the 2022 offseason to add experience and versatility to the offensive line. The 6-foot-4-inch, 293-pounder was originally selected by the Seattle Seahawks in the fifth round of the 2018 NFL Draft. Jones appeared in 36 games with seven starts over three seasons with the Seahawks (2019-21) after missing his entire rookie campaign while on injured reserve. The Chicago, Ill., native has started at four positions during his career: right guard (3), right tackle (2), left guard (1) and left tackle (1).

#### TITANS TIDBITS:

- Jones was a part of Ohio State's national championship squad as a freshman in 2014.
- Jones was recruited to Ohio State by Titans head coach Mike Vrabel when he was an assistant on the Buckeyes staff.

#### CAREER TRANSACTIONS:

- The Chicago, Ill., native was selected by the Seattle Seahawks in the fifth round (168th overall) of the 2018 NFL Draft.
- Signed by the Titans as an unrestricted free agent on March 17, 2022.

#### SEASON RECAPS:

**2021 (10/2 - Seattle):** Saw action in 10 games with two starts (one at right tackle, one at left guard). Placed on injured reserve on Nov. 29 and missed five games before being activated from injured reserve designated to return on Jan. 1. Was inactive for two contests.

**2020 (11/2 - Seattle):** Played in 11 games with two starts (one at right guard, one at right tackle). Was inactive for two contests. Placed on injured reserve on Dec. 19 and missed the final three regular season games.

**2019 (15/3, 2/2 - Seattle):** Played in 15 games with three starts, starting contests at both right guard (two games) and left tackle (one game). Dressed but did not see action in another contest. Started both postseason games at left guard.

**2018 (0/0 - Seattle):** Spent his entire rookie season on injured reserve after suffering an injury in the preseason.

#### COLLEGE:

- Was a two-year starter at Ohio State who played in 50 games and started 27 consecutive contests at left tackle. Was an all-conference honoree twice without the benefit of a redshirt season, including a first-team All-Big Ten selection in 2017 by both the coaches and the media polls. Helped Ohio State win six championships during his career: a CFP national championship in 2014, a 2014 Sugar Bowl title, a 2015 Fiesta Bowl title, a 2017 Cotton Bowl title and Big Ten Conference championships in 2014 and 2017. His play also helped the Buckeyes rank among the Top 20 rushing teams in the nation four consecutive years, including 11th in 2016, 11th in 2015, ninth in 2014 and 17th in 2017.
- As a senior (2017), named first-team All-Big Ten Conference by the coaches and the media after starting all 14 games at left tackle. Helped lead the team to a 12-2 record, and a 2017 Cotton Bowl victory over Southern Cal. Part of an offensive line that paved the way for 3,405 rushing yards on the season with 34 rushing touchdowns, and an average of 243.2 rushing yards per game.
- As a junior (2016), started all 13 games at left tackle and was named second-team All-Big Ten Conference by the coaches and the media. Started all 13 games. Helped lead the team to the Playstation Fiesta Bowl

College Football Playoff Semifinal, where the Buckeyes lost to eventual National Champion Clemson. Helped guide the team to an 11-2 record, rushing for 3,188 yards (245.2 avg. per game) and 33 rushing touchdowns.

- As a sophomore (2015), saw action along the offensive line in a reserve role as the team finished the season with a 12-1 record.
- As a freshman (2014), played in 10 games along the offensive line in a reserve role. Team finished the season 14-1, winning the B1G Championship game over Wisconsin, in addition to winning the College Football Playoff National Championship over Oregon.
- Graduated early from Ohio State with a degree in family resource management in December of 2017.

#### PERSONAL:

- Attended De La Salle Institute (Chicago, Ill.) where he was a consensus four-star prospect and a Top 100 player nationally overall by Scout. He was
- Rated among the 10 best offensive tackle prospects nationally, with No. 6 rankings by both Scout and ESPN.
- Missed the first half of his senior season with a shoulder injury, but still earned Illinois Coaches Association first-team Class 6A all-state honors and Campaign News-Gazette all-state accolades.
- Son of Urica Jones.
- Follow Jones on Twitter and Instagram at @jjones\_74
- Born Jamarco Jones on June 4, 1996 in Chicago, Ill.

## JAMARCO JONES' NFL STATISTICS

### REGULAR SEASON

Year	Team	GP	GS
2018	Seattle	0	0
2019	Seattle	15	3
2020	Seattle	11	2
2021	Seattle	10	2
<b>NFL Totals</b>		<b>36</b>	<b>7</b>

### PLAYOFFS

Year	Team	GP	GS
2019	Seattle	2	2
<b>NFL Totals</b>		<b>2</b>	<b>2</b>

### Starts Breakdown:

2019 - RG 2, LT 1; 2020 - RG 1, RT 1; 2021 - LG 1, RT 1



# 42 JOE JONES

**LINEBACKER • 6'0" • 240 LBS • COLLEGE: NORTHWESTERN**  
**ACQUIRED: FREE AGENT - 2021 • NFL EXPERIENCE (NFL/TITANS): 6/2**  
**HOMETOWN: PLANO, ILL.**  
**GAMES PLAYED/GAMES STARTED: 58/0 (PLAYOFFS: 0/0)**



**PRO:** The Titans signed free agent Joe Jones to the practice squad during Week 2 of the 2021 season. The 6-foot, 240-pounder appeared in nine games in his first season with the Titans and totaled five special teams tackles in addition to posting one tackle and two quarterback pressures in limited snaps on defense. Prior to arriving in Tennessee, Jones posted 26 career special teams stops, four defensive tackles and one blocked punt in 49 games over four seasons with the Denver Broncos (2017-20). The Plano, Ill., native originally signed with the Dallas Cowboys as a rookie free agent following the 2017 NFL Draft, and has also spent time with the Los Angeles Chargers, Seattle Seahawks and Tampa Bay Buccaneers. Jones tallied 70 tackles, three sacks, two passes defended and one fumble recovery in 27 games at Northwestern (2013-16).

#### TITANS TIDBITS:

- Jones' father, Joseph, was a hurdler at Penn State.

#### CAREER TRANSACTIONS:

- The Plano, Ill., native originally signed with the Dallas Cowboys as a rookie free agent on May 12, 2017.
- Waived by the Cowboys on Sept. 2, 2017.
- Signed by the Los Angeles Chargers to the team's practice squad on Sept. 4, 2017.
- Waived by the Chargers on Sept. 6, 2017.
- Signed by the Seattle Seahawks to the team's practice squad on Sept. 19, 2017.
- Signed by the Denver Broncos to the team's active roster off of the Seahawks practice squad on Nov. 7, 2017.
- Signed by the Tampa Bay Buccaneers as a free agent on May 5, 2021.
- Waived by the Buccaneers on Aug. 30, 2021.
- Signed by the Titans to the team's practice squad on Sept. 13, 2021.
- Signed by the Titans to the team's active roster off of the practice squad on Oct. 8, 2021.

#### SEASON RECAPS:

**2021 (9/0, 0/0 - Tennessee):** Played as a reserve in nine games in his first season with the Titans and registered five special teams tackles. Notched a tackle and two quarterback pressures on defense. Spent four games on the team's practice squad. Was inactive for two contests and spent one game on the reserve/COVID-19 list. Was on the practice squad for the postseason contest. Led the team in special teams tackles once in 2021 (at JAX).

- At Jacksonville (10/10), made his Titans debut as a reserve on special teams in his 50th career game and led the team with three special teams tackles. Registered a quarterback pressure late in the game on defense.
- At Indianapolis (10/31), posted two special teams tackles on coverage units.
- Against New Orleans (11/14), saw action as a reserve on special teams and limited snaps at outside linebacker. Collected a quarterback pressure.
- Against Miami (1/2), played as a reserve at linebacker in the fourth quarter and notched a tackle.

**2020 (14/0 - Denver):** Saw action in 14 games for the Broncos and posted one tackle and two special teams stops.

- Against Buffalo (12/19), posted one tackle and one special teams stop.

**2019 (12/0 - Denver):** Appeared in 12 games and tallied eight special teams tackles.

- Against Kansas City (10/17), recorded two special teams stops.

**2018 (16/0 - Denver):** Played in all 16 games for the first time in his career and tallied a season-high four tackles and led the team with a career-best 12 special teams stops.

- Against Seattle (9/9), notched two special teams tackles.
- At Baltimore (9/23), amassed two special teams stops.
- At N.Y. Jets (10/7), posted two special teams tackles.
- At Cincinnati (12/2), recorded a career-best four tackles.

**2017 (7/0 - Denver):** Spent training camp with the Dallas Cowboys before being waived during roster cuts. Spent time on the practice squads of the Los Angeles Chargers and Seattle Seahawks before being signed to the Denver Broncos active roster off of the Seahawks practice squad during Week 10. Appeared in seven games for Denver as a rookie and posted four special teams tackles.

- Against Cincinnati (11/19), made his NFL debut.
- Against Kansas City (12/31), posted a season-high two special teams tackles.

#### COLLEGE:

- During a four-year career at Penn State (2013-16), played in 37 games with five starts and totaled 70 tackles, three sacks, two passes defended and one fumble recovery.
- As a senior (2016), appeared in all 13 games with five starts and posted 46 tackles, two sacks, two passes defended and one fumble recovery.
- As a junior (2015), saw action in 13 games and posted 18 tackles and one sack.
- As a sophomore (2014), played in six contests and tallied five tackles.
- As a redshirt freshman (2013), appeared in five games and posted one tackle.
- As a freshman (2012), redshirted.
- Double-majored in communication studies and economics at Northwestern.

#### PERSONAL:

- Attended Plano (Ill.) High School where he was an all-conference running back, rushing for 710 yards and eight touchdowns while hauling in 11 passes for 328 yards and five scores in eight games as a senior.
- Also competed in track and was the state champion in the 200-meter hurdles and finished sixth in the 100-meter dash.
- Four-year letterwinner in football and track, and a three-year letterman in basketball.
- Son of Joseph Jones and Shawn-Daria and Daniel Dowd.
- Follow Jones on Twitter and on Instagram @FamilyMan\_Joe43.
- Born Joseph Jones on Feb. 21, 1994, in Plano, Ill.

## JOE JONES' TITANS GAME-BY-GAME

### 2021 Tennessee Titans

Date	Opp	W/L	P/S	Tot	Solo	Asst	Sk	- Yds	QBP	TFL	Int	- Yds	-TD	PD	FF	FR	- Yds	SpT	
Sept 19	@ Sea	W	PS																
Sept 26	Ind	W	PS																
Oct 3	@ NYJ	L	PS																
Oct 10	@ Jax	W	p	0	0	0	0.0	0.0	1	0	0	0	0	0	0	0	0	0	3
Oct 18	Buf	W	p	0	0	0	0.0	0.0	0	0	0	0	0	0	0	0	0	0	0
Oct 24	KC	W	p	0	0	0	0.0	0.0	0	0	0	0	0	0	0	0	0	0	0
Oct 31	@ Ind	W	p	0	0	0	0.0	0.0	0	0	0	0	0	0	0	0	0	0	2
Nov 7	@ LAR	W	p	0	0	0	0.0	0.0	0	0	0	0	0	0	0	0	0	0	0
Nov 14	NO	W	p	0	0	0	0.0	0.0	1	0	0	0	0	0	0	0	0	0	0
Nov 21	Hou	L	p	0	0	0	0.0	0.0	0	0	0	0	0	0	0	0	0	0	0
Nov 28	@ NE	L	R/C																

Dec 12	Jax	W	p	0	0	0	0.0	0.0	0	0	0	0	0	0	0	0	0	0	0
Dec 19	@ Pit	L	IA																
Dec 23	SF	W	IA																
Jan 2	Mia	W	p	1	0	1	0.0	0.0	0	0	0	0	0	0	0	0	0	0	0
Jan 9	@ Hou	W	PS																
<b>Totals</b>				<b>11-4</b>	<b>9/0</b>	<b>1</b>	<b>0</b>	<b>1</b>	<b>0.0</b>	<b>0.0</b>	<b>2</b>	<b>0</b>	<b>0</b>	<b>0</b>	<b>0</b>	<b>0</b>	<b>0</b>	<b>0</b>	<b>5</b>
<b>Playoffs</b>																			
Jan 22	Cin	L	PS																
<b>Totals</b>				<b>0-1</b>	<b>0/0</b>	<b>0</b>	<b>0</b>	<b>0</b>	<b>0.0</b>	<b>0.0</b>	<b>0</b>	<b>0</b>	<b>0</b>	<b>0</b>	<b>0</b>	<b>0</b>	<b>0</b>	<b>0</b>	<b>0</b>

## JOE JONES' NFL STATISTICS

REGULAR SEASON		TACKLES									INTERCEPTIONS					FUMBLES			
Year	Team	GP	GS	Tot	Solo	Asst	Sk	Yds	QBP	TFL	No	Yds	Lg	TD	PD	FF	FR	Yds	SpT
2017	Denver	7	0	0	0	0	0.0	0.0	0	0	0	0	0	0	0	0	0	0	4
2018	Denver	16	0	4	4	0	0.0	0.0	0	0	0	0	0	0	0	0	0	0	12
2019	Denver	12	0	0	0	0	0.0	0.0	0	0	0	0	0	0	0	0	0	0	8
2020	Denver	14	0	1	0	1	0.0	0.0	0	0	0	0	0	0	0	0	0	0	2
2021	Tennessee	9	0	1	0	1	0.0	0.0	2	0	0	0	0	0	0	0	0	0	5
<b>NFL Totals</b>		<b>58</b>	<b>0</b>	<b>6</b>	<b>4</b>	<b>2</b>	<b>0.0</b>	<b>0.0</b>	<b>2</b>	<b>0</b>	<b>0</b>	<b>0</b>	<b>0</b>	<b>0</b>	<b>0</b>	<b>0</b>	<b>0</b>	<b>0</b>	<b>31</b>

### Single-Game Highs

Tackles - 4 at Cincinnati (12/2/18)

Special Teams Tackles - 3 at Jacksonville (10/10/21)





# 90 NAQUAN JONES

**DEFENSIVE TACKLE • 6'3" • 313 LBS • COLLEGE: MICHIGAN STATE**  
**ACQUIRED: FREE AGENT - 2021 • NFL EXPERIENCE (NFL/TITANS): 2/2**  
**HOMETOWN: EVANSTON, ILL.**  
**GAMES PLAYED/GAMES STARTED: 13/5 (PLAYOFFS: 1/1)**



**PRO:** The Titans signed Naquan Jones as a rookie free agent following the 2021 NFL Draft. The 6-foot-3-inch, 313-pounder saw action in 13 games with five starts during his rookie campaign and collected 29 tackles, including 2.5 sacks, four stops for loss, four quarterback pressures and two passes defended. The Evanston, Ill., native appeared in 46 games over four seasons at Michigan State (2017-20) and posted 78 tackles, 12.5 tackles for loss and three sacks during his collegiate career.

#### TITANS TIDBITS:

- In June 2019, Jones' mother, Germaine Thomas, died unexpectedly at the age of 37 after a lengthy battle with depression and alcoholism. At the time, Jones was a rising junior at Michigan State and just 21 years old himself. Jones wears a special necklace to honor his family with a picture of his grandmother and younger sisters on one side of a pendant and an image of his late mother on the other side.

#### CAREER TRANSACTIONS:

- The Evanston, Ill., native was signed by the Titans as an undrafted free agent on May 14, 2021.
- Waived by the Titans on Aug. 31 and signed to the team's practice squad a day later.
- Signed by the Titans to their active roster from the practice squad on Sept. 22, 2021.

#### SEASON RECAPS:

**2021 (13/5, 1/1):** Played in 13 games with five starts during his rookie campaign and collected 29 tackles, including 2.5 sacks, four stops for loss, four quarterback pressures and two passes defended. Spent the first two weeks of the season on the Titans' practice squad before being signed to the team's active roster on Sept. 22. Was inactive for two games. Started the postseason contest and registered two tackles, including a half sack and two quarterback pressures. Tied for the team lead in sacks once in 2021 (at PIT). Tied for the team lead in passes defended once in 2021 (vs. SF). Made his NFL debut at N.Y. Jets (10/3/21). Made his first career start and registered his first career sack against New Orleans (11/14/21).

- At N.Y. Jets (10/3), saw action in his first NFL contest as a reserve on the defensive front.
- Against Buffalo (10/18), saw action as a reserve on the defensive front and registered three tackles. Teamed with Harold Landry III to stuff Josh Allen for no gain on a rush up the middle in the third quarter.
- Against Kansas City (10/24), played as a reserve on the defensive front and collected three tackles.
- At Indianapolis (10/31), saw action as a reserve on the defensive front and posted three tackles.
- At L.A. Rams (11/7), played as a reserve on the defensive line and tallied two tackles. Stuffed Darrell Henderson Jr. for no gain on a rush up the middle in the third quarter.
- Against New Orleans (11/14), made his first career NFL start at defensive tackle and collected his first career sack to go along with a quarterback pressure. Dropped Trevor Siemian for a seven-yard loss in the first quarter for his first career NFL sack.
- Against Houston (11/21), saw action as a reserve on the defensive front and totaled three tackles, including a stop for loss. Stonewalled David Johnson for a one-yard loss on a rush up the middle in the third quarter.
- At New England (11/28), played as a reserve on the defensive front and recorded a half sack. Combined with Derick Roberson to sack Mac Jones for a 10-yard loss in the final stanza.
- At Pittsburgh (12/19), started at nose tackle and notched four tackles, including a sack, another stop for loss and a quarterback pressure.

Dropped Ben Roethlisberger for a five-yard sack in the opening stanza. Stuffed Najee Harris for a three-yard loss on a rush up the middle in the fourth quarter.

- Against San Francisco (12/23), started at nose tackle and tallied five tackles with a pass defended and a quarterback pressure. Deflected a pass intended for Deebo Samuel in the second stanza. Combined with Harold Landry III to stuff Jeff Wilson Jr. for no gain on a rush up the middle in the third quarter.
- Against Miami (1/2), started at nose tackle and notched two tackles with a pass defended. Batted down a pass intended for Isaiah Ford in the third quarter.
- Against Cincinnati (1/22), started at nose tackle in his postseason debut and registered two tackles, including a half sack and two quarterback pressures. Combined with Denico Autry to drop Joe Burrow for a three-yard sack on the Bengals' first play from scrimmage.

#### COLLEGE:

- Appeared in 46 games with five starts on the defensive line over four seasons at Michigan State (2017-20) and totaled 78 tackles, 12.5 tackles for loss, three sacks, three passes defended, one forced fumble and one fumble recovery over his career.
- As a senior (2020), saw action in all seven games and made four starts. Recorded 24 tackles, a career-high five stops for loss, one pass defended and one fumble recovery.
- As a junior (2019), played in all 13 games and made one start. Tallied 15 tackles, one tackle for loss and one sack.
- As a sophomore (2018), appeared in 13 games and notched a career-best 26 tackles, 4.5 tackles for loss, two sacks, one pass defended and one forced fumble.
- As a redshirt freshman (2017), saw action in all 13 games and posted 13 tackles, two tackles for loss and one pass defended.
- As a freshman (2016), redshirted.
- Graduated from Michigan State with a degree in advertising management.

#### PERSONAL:

- Attended Evanston Township (Ill.) High School where he was named to USA Today's All-USA Illinois first team and selected to the Pioneer Press all-area second team in 2015.
- Rated as the No. 22 defensive tackle by Scout, No. 23 by 247Sports, No. 24 by Rivals and No. 31 by ESPN.
- Also lettered in basketball.
- Son of Emil Jones and the late Germaine Thomas and has two sisters, Skye and Lauryn.
- Follow Jones on Twitter @thealmightynay and on Instagram @almighty93\_\_.
- Born Naquan Jones on Feb. 5, 1998 in Evanston, Ill.

## NAQUAN JONES' GAME-BY-GAME

**2021 Tennessee Titans**

Date	Opp	W/L	P/S	Tot	Solo	Asst	Sk	- Yds	QBP	TFL	Int	Yds	-TD	PD	FF	FR	- Yds	SpT	
Sept 12	Ari	L	PS																
Sept 19	@ Sea	W	PS																
Sept 26	Ind	W	IA																
Oct 3	@ NYJ	L	p	0	0	0	0.0	0.0	0	0	0	0	0	0	0	0	0	0	0
Oct 10	@ Jax	W	p	0	0	0	0.0	0.0	0	0	0	0	0	0	0	0	0	0	0
Oct 18	Buf	W	p	3	3	0	0.0	0.0	0	0	0	0	0	0	0	0	0	0	0
Oct 24	KC	W	p	3	0	3	0.0	0.0	0	0	0	0	0	0	0	0	0	0	0
Oct 31	@ Ind	W	p	3	3	0	0.0	0.0	0	0	0	0	0	0	0	0	0	0	0
Nov 7	@ LAR	W	p	2	1	1	0.0	0.0	0	0	0	0	0	0	0	0	0	0	0
Nov 14	NO	W	S	1	1	0	1.0	7.0	1	1	0	0	0	0	0	0	0	0	0
Nov 21	Hou	L	p	3	2	1	0.0	0.0	0	1	0	0	0	0	0	0	0	0	0

Nov 28	@ NE	L	p	1	0	1	0.5	5.0	1	0	0	0	0	0	0	0	0	0	0	
Dec 12	Jax	W	S	2	0	2	0.0	0.0	0	0	0	0	0	0	0	0	0	0	0	
Dec 19	@ Pit	L	S	4	3	1	1.0	5.0	1	2	0	0	0	0	0	0	0	0	0	
Dec 23	SF	W	S	5	3	2	0.0	0.0	1	0	0	0	0	1	0	0	0	0	0	
Jan 2	Mia	W	S	2	2	0	0.0	0.0	0	0	0	0	0	0	0	1	0	0	0	
Jan 9	@ Hou	W	IA																	
<b>Totals</b>				<b>12-5</b>	<b>13/5</b>	<b>29</b>	<b>18</b>	<b>11</b>	<b>2.5</b>	<b>17.0</b>	<b>4</b>	<b>4</b>	<b>0</b>	<b>0</b>	<b>2</b>	<b>0</b>	<b>2</b>	<b>0</b>	<b>0</b>	
<b>Playoffs</b>																				
Jan 22	Cin	L	S	2	0	2	0.5	1.5	2	0	0	0	0	0	0	0	0	0	0	
<b>Totals</b>		<b>0-1</b>	<b>1/1</b>	<b>2</b>	<b>0</b>	<b>2</b>	<b>0.5</b>	<b>1.5</b>	<b>2</b>	<b>0</b>	<b>0</b>	<b>0</b>	<b>0</b>	<b>0</b>	<b>0</b>	<b>0</b>	<b>0</b>	<b>0</b>	<b>0</b>	

## NAQUAN JONES' NFL STATISTICS

**REGULAR SEASON**

Year	Team	REGULAR SEASON		TACKLES							INTERCEPTIONS					FUMBLES			
		GP	GS	Tot	Solo	Asst	Sk	Yds	QBP	TFL	No	Yds	Lg	TD	PD	FF	FR	Yds	SpT
2021	Tennessee	13	5	29	18	11	2.5	17.0	4	4	0	0	0	0	2	0	0	0	0
<b>NFL Totals</b>		<b>13</b>	<b>5</b>	<b>29</b>	<b>18</b>	<b>11</b>	<b>2.5</b>	<b>17.0</b>	<b>4</b>	<b>4</b>	<b>0</b>	<b>0</b>	<b>0</b>	<b>0</b>	<b>2</b>	<b>0</b>	<b>0</b>	<b>0</b>	<b>0</b>

**PLAYOFFS**

Year	Team	PLAYOFFS		TACKLES							INTERCEPTIONS					FUMBLES			
		GP	GS	Tot	Solo	Asst	Sk	Yds	QBP	TFL	No	Yds	Lg	TD	PD	FF	FR	Yds	SpT
2021	Tennessee	1	1	2	0	2	0.5	1.5	2	0	0	0	0	0	0	0	0	0	0
<b>NFL Totals</b>		<b>1</b>	<b>1</b>	<b>2</b>	<b>0</b>	<b>2</b>	<b>0.5</b>	<b>1.5</b>	<b>2</b>	<b>0</b>	<b>0</b>	<b>0</b>	<b>0</b>	<b>0</b>	<b>0</b>	<b>0</b>	<b>0</b>	<b>0</b>	<b>0</b>

**Single-Game Highs**

Tackles - 5 vs. San Francisco (12/23/21)  
 Sacks - 1 (Twice, last at Pittsburgh 12/19/21)  
 Tackles For Loss - 2 at Pittsburgh (12/19/21)  
 Quarterback Pressures - 1 (Four times, last at vs. San Francisco 12/23/21)  
 Passes Defensed - 1 (Twice, last vs. Miami 1/2/22)

**Playoff Single-Game Highs**

Tackles - 2 vs. Cincinnati (1/22/22)  
 Sacks - 0.5 vs. Cincinnati (1/22/22)  
 Quarterback Pressures - 2 vs. Cincinnati (1/22/22)



# 28 JOSHUA KALU

**DEFENSIVE BACK • 6'0" • 203 LBS • COLLEGE: NEBRASKA**

**ACQUIRED: FREE AGENT - 2022**

**NFL EXPERIENCE (NFL/TITANS): 4/3 • HOMETOWN: HOUSTON, TEXAS**

**GAMES PLAYED/GAMES STARTED: 28/0 (PLAYOFFS: 4/0)**



**PRO:** The Titans originally signed Joshua Kalu as a rookie free agent following the 2018 NFL Draft. The 6-foot, 203-pounder is a versatile defensive back that can line up at safety or cornerback in the secondary. The University of Nebraska product spent the first 12 weeks of the 2018 season on the Titans' practice squad before being signed to the active roster on Dec. 1, 2018. He began 2019 on injured reserve before being activated and appearing in the final eight games and all three postseason contests as a reserve and on special teams. In 2020, Kalu appeared in a career-high 15 games and collected a career-best eight special teams tackles. He signed as a free agent with the N.Y. Giants in 2021, but missed the entire campaign after being placed on injured reserve.

#### CAREER HIGHLIGHTS:

- In Week 10 of 2019 against Kansas City, Kalu secured the victory by coming off the edge and blocking Harrison Butker's potential game-tying 52-yard field goal as time expired.
- In 2018, made his NFL debut and appeared in five games during his rookie season.

#### TITANS TIDBITS:

- In the 2019 offseason during the COVID-19 pandemic, Kalu spent time giving back to his hometown of Houston, Texas. He partnered with local restaurants and hand-delivered free meals to healthcare workers fighting the pandemic.
- Kalu was heavily involved in the Lincoln community while at Nebraska. He was named to the Brook Berringer Citizenship Team and the Tom Osborne Citizenship Team as a sophomore, junior and senior.

#### CAREER TRANSACTIONS:

- The Houston, Texas, native was signed by the Titans as an undrafted free agent on May 11, 2018.
- Waived by the Titans on Aug. 12, 2018.
- Signed by the Titans as a free agent on Aug. 20, 2018.
- Waived by the Titans on Sept. 1, 2018 and signed to the team's practice squad a day later.
- Signed by the Titans to their active roster from the practice squad on Dec. 1, 2018.
- Signed by the N.Y. Giants as an unrestricted free agent on March 31, 2021.
- Signed by the Titans as a free agent on July 23, 2022.

#### SEASON RECAPS:

**2021 (0/0 - N.Y. Giants):** Missed the entire season after being placed on injured reserve on Aug. 16.

**2020 (15/0, 1/0 - Tennessee):** Played in 15 games as a reserve and tied for second on the team with eight special teams tackles. Registered eight tackles and a forced fumble as a safety. Was inactive for one contest. Saw action as a reserve in the postseason contest. Led or tied for the team lead in special teams tackles four times in 2020 (at MIN, vs. CHI, vs. IND, vs. DET).

- At Denver (9/14), played as a reserve on special teams and saw limited snaps in the secondary where he collected a tackle and a forced fumble. On the final play of the first half, forced a Jerry Jeudy fumble that went out of bounds.
- Against Jacksonville (9/20), saw action as a reserve on special teams and pounced on a squib kick late in the second quarter allowing the Titans to get into field goal range to convert a 51-yard field goal as time expired

in the first half.

- At Minnesota (9/27), tied for the team lead with a special teams tackle on coverage units.
- Against Buffalo (10/13), registered a special teams tackle on coverage units.
- Against Chicago (11/8), led the team with a career-high three special teams tackles on coverage units.
- Against Indianapolis (11/12), collected a special teams tackle on coverage units.
- At Baltimore (11/22), saw significant action as a reserve at safety and totaled a career-high four tackles.
- At Jacksonville (12/13), played significant snaps as a reserve at safety and notched a tackle.
- Against Detroit (12/20), saw significant action as a reserve at safety and produced two tackles. Led the team with two special teams tackles on coverage units.

**2019 (8/0, 3/0 - Tennessee):** Saw action in eight games as a reserve and posted two tackles, three special teams stops and a blocked field goal. Placed on injured reserve on Sept. 2, 2019 where he spent the first eight weeks of the season. Activated from injured reserve/designated to return on Nov. 2, 2019. Played in all three postseason contests and collected a special teams fumble recovery. Tied for the team lead in passes defended once in 2019 (at HOU). Tied for the team lead in special teams tackles once in 2019 (at OAK).

- At Carolina (11/3), made his season debut as a reserve on special teams and collected a tackle on coverage units.
- Against Kansas City (11/10), played as a reserve on special teams. Secured the victory by coming off the edge and blocking Harrison Butker's potential game-tying 52-yard field goal as time expired.
- Against Jacksonville (11/24), saw action as a reserve at cornerback in the fourth quarter and notched two tackles.
- At Oakland (12/8), saw action as a reserve on special teams and tied for the team lead with a special teams tackle on coverage units.
- Against New Orleans (12/22), saw action as a reserve on special teams and registered a tackle on coverage units.
- At Houston (12/29), played as a reserve on special teams and limited snaps late in the game at safety. Broke up a pass intended for Steven Mitchell Jr. late in the fourth quarter.
- At New England (1/4), made his postseason debut as a reserve on special teams and sealed the victory with a special teams fumble recovery on the Patriots' last-ditch kickoff return to end the game.

**2018 (5/0 - Tennessee):** Played in five contests as a rookie and collected four special teams tackles on coverage units. Spent the first 11 games of the season on the team's practice squad before being elevated to the active roster. Tied for the team lead in special teams tackles once in 2018 (vs. IND). Saw action in his first career NFL game against N.Y. Jets (12/2/18).

- Against N.Y. Jets (12/2), made his NFL debut as a reserve on special teams.
- Against Jacksonville (12/6), played as a reserve on special teams and notched a tackle on coverage units.
- At N.Y. Giants (12/16), saw action as a reserve on special teams and collected two tackles on coverage units.
- Against Indianapolis (12/30), saw action as a reserve on special teams and tied for the team lead with a tackle on coverage units.

#### COLLEGE:

- Played in 48 games with 37 starts at cornerback and safety over four





## JOSHUA KALU'S NFL STATISTICS

REGULAR SEASON				TACKLES							INTERCEPTIONS					FUMBLES			
Year	Team	GP	GS	Tot	Solo	Asst	Sk	Yds	QBP	TFL	No	Yds	Lg	TD	PD	FF	FR	Yds	SpT
2018	Tennessee	5	0	0	0	0	0.0	0.0	0	0	0	0	0	0	0	0	0	0	4
2019	Tennessee	8	0	2	2	0	0.0	0.0	0	0	0	0	0	1	0	0	0	3	
2020	Tennessee	15	0	8	7	1	0.0	0.0	0	0	0	0	0	0	1	0	0	8	
2021	N.Y. Giants	0	0	Injured Reserve							0	0	0	0	0	1	0	0	15
<b>NFL Totals</b>		<b>28</b>	<b>0</b>	<b>10</b>	<b>9</b>	<b>1</b>	<b>0.0</b>	<b>0.0</b>	<b>0</b>	<b>0</b>	<b>0</b>	<b>0</b>	<b>0</b>	<b>1</b>	<b>1</b>	<b>0</b>	<b>0</b>	<b>15</b>	

PLAYOFFS				TACKLES							INTERCEPTIONS					FUMBLES			
Year	Team	GP	GS	Tot	Solo	Asst	Sk	Yds	QBP	TFL	No	Yds	Lg	TD	PD	FF	FR	Yds	SpT
2019	Tennessee	3	0	0	0	0	0.0	0.0	0	0	0	0	0	0	0	0	0	0	
2020	Tennessee	1	0	0	0	0	0.0	0.0	0	0	0	0	0	0	0	0	0	0	
<b>NFL Totals</b>		<b>4</b>	<b>0</b>	<b>0</b>	<b>0</b>	<b>0</b>	<b>0.0</b>	<b>0.0</b>	<b>0</b>	<b>0</b>	<b>0</b>	<b>0</b>	<b>0</b>	<b>0</b>	<b>0</b>	<b>0</b>	<b>0</b>	<b>0</b>	

### Single-Game Highs


Tackles - 4 at Baltimore (11/22/20)  
 Passes Defensed - 1 at Houston (12/29/19)  
 Forced Fumble - 1 at Denver (9/14/20)  
 Special Teams Tackles - 3 vs. Chicago (11/8/20)

### Additional Statistics

Blocked Field Goal - 1 vs. Kansas City (11/10/19)  
 Kickoff Returns - 1 for 2 yards vs. Jacksonville (9/20/20)

### Additional Playoff Statistics

Special Teams Fumble Recovery - 1 at New England (1/4/20)



# 6 BRETT KERN

**PUNTER • 6'2" • 214 LBS • COLLEGE: TOLEDO**  
**ACQUIRED: WAIVERS - 2009 (DEN) • NFL EXPERIENCE (NFL/TITANS): 15/14**  
**HOMETOWN: GRAND ISLAND, N.Y.**  
**GAMES PLAYED/GAMES STARTED: 219/0 (PLAYOFFS: 7/0)**



**Pro Bowl: 2017, 2018, 2019**



**Captain: 2020, 2021**

**PRO:** Since joining the Titans in 2009, Brett Kern has placed his name at the very top of most of the franchise's leaderboards at his position. He passed Craig Hentrich (861 punts) in 2020 as the organization's all-time leading punter. He concluded 2021 as the team's all-time career leader in gross punting average (45.9 yards), net punting average (40.8) and punts placed inside the 20 (373). Kern owns the top nine net punting seasons in franchise history and six of the team's top eight gross punting seasons. With 197 career games with the Titans through 2021, Kern ranked third in franchise history behind Bruce Matthews (296) and Elvin Bethea (210). Kern's total is the most for any player during the franchise's "Titans era" (since 1999). When Kern was placed on injured reserve during the 2020 season, it ended his consecutive games played streak ended at 199 games, including his career with the Titans and Denver Broncos. His streak with the Titans ended at 177 consecutive games played, finishing as the second-longest streak in franchise history behind Bruce Matthews' 232 consecutive games from 1987 to 2001. Kern was named to three consecutive Pro Bowls from 2017 to 2019 and earned first team Associated Press All-Pro honors for the first time in 2019. Kern also has served as the team's holder on field goal and extra point attempts for his entire tenure. The University of Toledo product was acquired by the Titans during the 2009 season when he was claimed off waivers from the Denver Broncos.

### CAREER HIGHLIGHTS:

- In 2021, Kern saw action in 14 games and totaled 47 punts for 2,105 yards (44.8 avg.) with 18 kicks placed inside the 20-yard line.
- In 2020, Kern punted 37 times for a 45.8 gross average and a 41.5-yard net average with 22 punts placed inside the 20. Since the 1991 season, his 59.5 percent of punts placed inside the 20 in 2020 was the best of any player with at least 30 punts in a season.
- In 2019, Kern was named to the Pro Bowl for the third consecutive season, and he earned first-team Associated Press All-Pro honors for the first time in his career. His 37 punts inside the 20 led the NFL, and his 43.1-yard net average ranked second in team history.
- In 2018, Kern was named to the Pro Bowl for the second consecutive season. His 39 punts inside the 20-yard line on 74 attempts established a franchise record and a career high. He finished the season with a career-long streak of 16 consecutive punts placed inside the 20, including every punt in the final three games of the season.
- In 2017, Kern's gross punting average (49.7) ranked eighth in NFL history and was the highest of any player since 2012. His net punting average (44.6) ranked second in NFL history. He was named to his first career Pro Bowl and was selected second-team Associated Press All-Pro after leading the NFL with a career-high and franchise-best 49.7 gross average and a career-best and franchise-high 44.6 net average.
- In 2016, Kern placed 41.6 percent of his punts inside the opponent's 20-yard line (32 of 77), which at the time ranked second in his career (42.2 in 2009).
- In 2015, Kern launched a career-high tying 88 punts to become the second-leading punter (career punts) in franchise history. He placed a then-career-high 34 punts inside the 20 with only one touchback (career low). He also accomplished a first-of-its-kind feat, becoming the first punter in NFL history to record 80 or more punts, a net average of 40 yards, and one or zero touchbacks in a single season.
- In 2014, Kern booted 88 total punts for a gross average of 46.8 yards and a net average of 40.8 yards, which broke his own single-season team record (40.4-yard net average in 2012).
- In 2013, Kern established then-career benchmarks with 32 punts inside the 20-yard line and only two touchbacks.
- Kern arguably had his most productive season in 2012 when he ranked

fifth in the AFC with what at the time was a franchise record and career-best 47.6 gross punt average. He also finished ninth in the AFC with a then-franchise record 40.4 net punting average.

- In 2009, Kern's combined average of 45.5 yards per punt with the Titans and Broncos ranked eighth in the NFL.
- In 2008, Kern ranked fifth in the league with a 46.7-yard punting average and was named to the All-Rookie team by Pro Football Weekly/PFWA and the Sporting News.

### TITANS TIDBITS:

- Kern's father, Cal, is a former professional soccer goalie.
- Kern is an avid golfer that sports a +1 handicap. He picked the game up late in his high school years and caddied for three summers at Inverness Golf Club while in college. The course is located in Toledo, Ohio, and has hosted PGA and NCAA Championships. In 2011, Kern competed in The Vinny, a local golf fundraising tournament hosted by singers Vince Gill and Amy Grant, and finished fourth in the event.

### CAREER TRANSACTIONS:

- The Grand Island, N.Y., native was originally signed by the Denver Broncos as a rookie free agent on April 28, 2008.
- Claimed by the Titans off waivers from the Broncos on Oct. 27, 2009.

### SEASON RECAPS:

**2021 (14/0, 1/0 - Tennessee):** Appeared in 14 games and punted 47 times for 2,105 yards (44.8 avg.) with 18 kicks placed inside the 20-yard line. Was inactive for two games and spent one contest on the reserve/COVID-19 list. Saw action in the postseason contest and punted four times for 166 yards with three kicks placed inside the 20-yard line. Ranks as the franchise's all-time leader with 923 punts. Has appeared in 197 regular season games with the Titans, which ranks third on the team's all-time career games played list. His first game of 2021 marked the beginning of his 13th season with the Titans, putting him in a tie with Brad Hopkins (13) for third place in franchise history for most seasons played behind only Bruce Matthews (19) and Elvin Bethea (16). Registered 13 punts of 50 or more yards in 2021. Appeared in his 195th career game with the Titans against San Francisco (12/23/21), which passed Brad Hopkins for third on the franchise's all-time games played list.

- Against Arizona (9/12), punted three times for 151 yards (50.3 avg.) with a long punt of 59 yards.
- At Seattle (9/19), punted twice for 94 yards (47.0 avg.) with one kick placed inside the 20-yard line. Pinned the Seahawks deep in their own territory with a 53-yard punt to the Seattle 13-yard line in overtime.
- Against Kansas City (10/24), returned to the lineup and punted twice for 94 yards (47.0 avg.) with both kicks placed inside the five-yard line. Pinned the Chiefs deep in their own territory with a 46-yard punt that went out of bounds at the three-yard line early in the fourth quarter. Nailed a 49-yard punt that checked up and was downed at the Chiefs' three-yard line in the final quarter.
- At Indianapolis (10/31), punted four times for 188 yards (47.0 avg.), including two kicks placed inside the 20-yard line. Pinned the Colts' deep in their own territory and allowed the Titans' defense to score on the next play from scrimmage with a 37-yard punt that was fair caught at the Indianapolis eight-yard line in the fourth quarter.
- At L.A. Rams (11/7), punted five times for 217 yards (43.4 avg.) with three kicks placed inside the 20-yard line. Pinned the Rams' deep in their own territory with a 57-yard punt that was downed at the four-yard line. Four plays later the Titans defense forced an interception resulting in a Titans' touchdown. Placed a 35-yard punt that was fair caught at the Rams'

12-yard line in the third quarter.

- Against Houston (11/21), punted twice for 80 yards (40.0 avg.) with one kick placed inside the 20-yard line. Became the first player in franchise history to reach 900 career punts with the team.
- Against San Francisco (12/23), appeared in his 195th career game with the Titans, which put him ahead of Brad Hopkins for third on the franchise's all-time games played list. Punted five times for 230 yards (46.0 avg.) with two kicks inside the 20-yard line. Placed a 33-yard punt that was fair caught at the 49ers' 10-yard line late in the second quarter. Pinned the 49ers deep in their own territory with a 59-yard punt that was downed at the San Francisco five-yard line in the final stanza.
- Against Miami (1/2), punted four times for 177 yards (44.3 avg.) with three kicks placed inside the 20-yard line. Placed a 46-yard punt that was downed at the Miami two-yard line in the third quarter. Pinned the Dolphins deep in their own territory with a 37-yard punt that was downed at the Miami seven-yard line in the fourth quarter.
- Against Cincinnati (1/22), appeared in his seventh career postseason contest and punted four times for 166 yards (41.5 avg.) with three kicks placed inside the 20-yard line. Placed a 27-yard punt that was fair caught at the Bengals' 12-yard line in the opening quarter. Pinned the Bengals deep in their own territory with a 41-yard punt to the Cincinnati 12-yard line in the second stanza.

**2020 (13/0, 1/0 - Tennessee):** Played in 13 games and notched 37 punts for 1,685 yards (45.8 avg.) with 22 kicks placed inside the 20-yard line. Placed on injured reserve on Nov. 7 and missed three games. Activated from injured reserve designated to return on Nov. 28. Played as a reserve in the postseason contest and punted five times for 228 yards (45.6 avg.) with four kicks placed inside the 20-yard line. Became the seventh player in franchise history to play in 12 seasons with the organization. Registered 13 punts of 50 or more yards in 2020. Passed Craig Hentrich (177 games) for fourth place on the franchise's career games played list at Indianapolis (11/29/20). Set a franchise record and a career-high with a 60.5-yard gross average against Pittsburgh (10/25/20). Appeared in his 200th NFL regular season game and became the franchise's all-time leader in punts at Indianapolis (11/29/20).

- At Denver (9/14), punted four times for 204 yards (51.0 avg.) with a long punt of 66 yards. Flipped field position by booming a 66-yard punt to the Denver three-yard line early in the second quarter.
- Against Jacksonville (9/20), punted three times for 122 yards (40.7 avg.) with all three kicks placed inside the 15-yard line. Pinned the Jaguars deep in their own territory with a 34-yard punt that was downed by Chris Milton at the Jacksonville six-yard line early in the second quarter. Boomed a 56-yard punt to the Jaguars' 15-yard line in the final quarter. Placed a 31-yard punt that was fair caught at the 11-yard line in the final stanza.
- Against Buffalo (10/13), punted three times for 128 yards (42.7 avg.) with all three punts placed inside the 10-yard line. Boomed a 55-yard punt to the Bills 10-yard line in the opening quarter. Placed a 32-yard punt that was fair caught at the Bills' nine-yard line in the second stanza. Pinned the Bills deep in their own territory with a 41-yard punt that was downed by Chris Milton at the Buffalo three-yard line in the third quarter.
- Against Houston (10/18), punted once for 54 yards, his fewest punts in a game since he punted once at Dallas (11/5/18).
- Against Pittsburgh (10/25), recorded four punts for 242 yards, establishing a franchise record and career-high 60.5 gross avg. with one kick placed inside the 20-yard line. His 60.5-yard gross average ranked third in the NFL since 1970.
- At Indianapolis (11/29), returned to the lineup for his 200th career regular season contest and punted four times for 160 yards (40.0 avg.) with all four kicks placed inside the 20-yard line. Passed Craig Hentrich (861 punts) for the most punts in franchise history. Nailed a 47-yard punt that went out of bounds at the Colts' 12-yard line in the second quarter. Boomed a 48-yard punt that went out of bounds at the Colts' eight-yard line in the third stanza. Placed a 32-yard punt that was fair caught at the Indianapolis' 13-yard line in the third quarter. Pinned the Colts deep in their own territory with a 33-yard punt to the Indianapolis' six-yard line in the fourth quarter.
- At Jacksonville (12/13), punted four times for 165 yards (41.3 avg.) with four kicks placed inside the 20-yard line. Pinned the Jaguars deep in their own territory with a 37-yard punt to the Jacksonville 13-yard line late in the first quarter. Boomed a 50-yard punt to the Jaguars' 12-yard line on the first play of the fourth quarter.
- At Green Bay (12/27), punted four times for 174 yards (43.5 avg.) with one kicked placed inside the 20-yard line. Boomed a 60-yard punt to the Green Bay 14-yard line late in the fourth quarter.
- Against Baltimore (1/10), punted five times for 228 yards (45.6 avg.) with

four kicks placed inside the 20-yard line. His 45.6 net average established a new franchise single-game postseason record. His four punts inside the 20 tied the franchise postseason record. Boomed a 51-yard punt to the Ravens' 18-yard line in the opening quarter. Nailed a 53-yard punt to the Ravens' 18-yard line in the second stanza. Placed a 49-yard punt to the Baltimore seven-yard line in the third quarter.

**2019 (16/0, 3/0 - Tennessee):** Named first-team All-Pro by the Associated Press. Selected to his third career Pro Bowl. Led the NFL with 37 kicks placed inside the 20-yard line. Led the AFC with a 47.1 gross avg. and ranked third in the AFC with a 43.1 net avg. Saw action in all 16 games for the 12th consecutive season and punted 78 times for 3,672 yards (47.1 avg.). Completed one of two passes for 11 yards and rushed once for no gain. Played in all three postseason contests and punted 15 times for 729 yards (48.6 avg.). Completed his only postseason pass for 28 yards. Registered 39 punts of 50 or more yards in 2019. Tied the NFL record with eight punts placed inside the 20 at Denver (10/13/19). Became the second player in franchise history to reach 800 career punts with the team at Denver (10/13/19).

- At Cleveland (9/8), punted six times for 277 yards (46.2 avg.) with three kicks placed inside the 20-yard line. Pinned the Browns deep in their own territory with a 46-yard punt that was downed at the Cleveland seven-yard line late in the opening stanza. Flipped field position with a massive 70-yard punt that was downed at the Browns' three-yard line and led to Cameron Wake's safety of Baker Mayfield two plays later.
- At Atlanta (9/29), punted five times for 225 yards (45.0 avg.) with all five kicks placed inside the 20-yard line. It was the seventh time in his career he placed at least five punts inside the 20 in a game. Boomed a 53-yard punt that went out of bounds at the Falcons' 10-yard line early in the second quarter. Pinned Atlanta deep in their own territory with a 50-yard punt that went out of bounds at the Falcons' five-yard line in the third stanza. Placed a 39-yard punt that went out of bounds at the Atlanta 10-yard line late in the third quarter. Pinned the Falcons' at their two-yard line with a 33-yard punt that was downed by Beau Brinkley late in the final quarter.
- At Denver (10/13), punted nine times for 424 yards (47.1 avg.) with a career-best eight kicks placed inside the 20 in a game. Flipped field position with a 61-yard punt to the Broncos' seven-yard line in the first quarter. Pinned the Broncos deep in their own territory with a 40-yard punt to the Denver 10-yard line in the third quarter. Nailed a 57-yard punt out of bounds at the Denver 15-yard line in the third stanza. Placed a 38-yard punt that was downed by LeShaun Sims at the Broncos' three-yard line in the final quarter.
- Against L.A. Chargers (10/20), punted twice for 84 yards with both kicks being placed inside the 20-yard line. Extended the Titans' opening scoring drive with an 11-yard pass to Kevin Byard on the fake punt on fourth-and-eight in the opening stanza.
- Against Tampa Bay (10/27), punted five times for 248 yards (49.6 avg.) with one kick placed inside the 20-yard line. Had one rush for zero yards on a fake field goal. Flipped field position with a 61-yard punt to the Tampa Bay 15-yard line in the third stanza.
- Against Kansas City (11/10), punted four times for 204 yards (51.0 avg.) with two kicks inside the 20-yard line. His 49.8-yard net average was the second-highest net average of his career and tied for the second-highest net average in franchise history. Pinned the Chiefs deep in their own territory with a 41-yard punt that was fair caught at the Kansas City eight-yard line late in the opening stanza. Boomed a 56-yard punt to the Chiefs' four-yard line late in the second quarter. Flipped field position with a 65-yard punt to the Kansas City 18-yard line early in the third quarter.
- At Indianapolis (12/1), punted five times for 244 yards (48.8 avg.) with four kicks placed inside the 20-yard line. Pinned the Colts deep in their own territory with a 31-yard punt that was fair caught at the 10-yard line in the second quarter. Boomed a 48-yard punt that downed at the Indianapolis six-yard line late in the second stanza. Flipped field position by blasting a 63-yard punt late in the third quarter. Placed a 37-yard punt that was fair caught at the Colts' 10-yard line in the final quarter.
- At New England (1/4), punted six times for 275 yards (45.8 avg.) with four kicks placed inside the 20-yard line. Pinned the Patriots deep in their own territory with a 44-yard punt to the New England 13-yard line in the third quarter. Placed a 36-yard punt that was downed at the Patriots' seven-yard line in the third quarter. Boomed a 58-yard punt that rolled dead at the New England one-yard line late in the fourth quarter.
- At Baltimore (1/11), punted six times for 315 yards (52.5 avg.) with a touchback. Placed a 32-yard punt to the Ravens' 12-yard line early in the fourth quarter.



- At Kansas City (1/19), punted three times for 139 yards (46.3 avg.) with one kick placed inside the 20-yard line. Flipped field position with a 53-yard punt to the Kansas City 12-yard line in the fourth quarter. Extended the Titans' final touchdown drive with a 28-yard pass to Amani Hooker on a fake punt in the fourth quarter.

**2018 (16/0 - Tennessee):** Named to his second consecutive Pro Bowl. Named to the PFWA's All-AFC team. Ranked second in the AFC with a 47.1 gross avg. Ranked second in the AFC with a 41.7 net avg. Set a career-high with 39 punts placed inside the 20-yard line, including a career-best 16 consecutive punts inside the 20 to conclude the season. Punted 74 times for 3,483 yards and collected a special teams tackle. Registered 34 punts of 50 or more yards.

- At Miami (9/9), punted four times for 179 yards (44.8 avg.) with four kicks placed inside the 20-yard line. Flipped field position with a 55-yard punt to the Dolphins' 18-yard line in the second stanza.

- Against Houston (9/16), punted five times for 261 yards (52.2 avg.) with one kick placed inside the 20-yard line. Flipped field position by booming a season-long 62-yard punt to the Texans' seven-yard line early in the third quarter.

- Against Philadelphia (9/30), punted five times for 254 yards (50.8 avg.) with two kicks placed inside the 10-yard line. Registered his first career tackle with a key stop along the sideline in the fourth quarter. Pinned the Eagles deep in their own territory twice in the second quarter with a 48-yard kick that was downed at the Philadelphia five-yard line and a 49-yarder that rolled out of bounds at the Philadelphia three-yard line.

- At Los Angeles Chargers in London (10/21), punted twice for 103 yards (51.5 avg.) with a long of 54 yards. Appeared in his 145th consecutive game with the Titans, the fourth longest streak in franchise history.

- Against New England (11/11), punted five times for 241 yards (48.2 avg.) with two kicks placed inside the 20-yard line. Pinned the Patriots deep in their own territory with a 36-yard punt that was fair caught at the New England nine-yard line in the second quarter. With his 147th consecutive game in a Titans uniform, he passed Craig Hentrich (146) and tied Robert Brazile for third place on the franchise's all-time consecutive games played list.

- At Indianapolis (11/18), punted six times for 296 yards (49.3 avg.) with three kicks placed inside the 20-yard line. Moved into second place on the team's consecutive games played list (148) trailing only Bruce Matthews (232).

- Against Jacksonville (12/6), punted twice for 118 yards (59.0 avg.) with one kick placed inside the 20-yard line. Flipped field position and tied his season long with a 63-yard punt to the Jaguars' 25-yard line in the second quarter. Pinned the Jaguars deep in their own territory with a 56-yard punt to the Jacksonville five-yard line early in the fourth quarter.

- At N.Y. Giants (12/16), punted five times for 220 yards (44.0 avg.) with all five kicks placed inside the 20-yard line on a rainy and windy day.

- Against Washington (12/22), punted four times for 169 yards (42.3 avg.) with all four kicks placed inside the 20-yard line. With his 152nd game in a Titans uniform, passed Benji Olson (152) for ninth place on the team's all-time games played list. Pinned Washington' deep in its own territory with a 40-yard punt to the Washington seven-yard line late in the first quarter. Placed a 49-yard punt that was downed at the seven-yard line early in the third quarter. Launched a 50-yard punt that went out of bounds at the 15-yard line with less than 20 seconds to play in the fourth quarter.

- Against Indianapolis (12/30), punted six times for 272 yards (45.3 avg.) with all six kicks placed inside the 20-yard line. Finished the season with 16 consecutive kicks placed inside the 20-yard line. Pinned the Colts deep in their own territory with a booming 58-yard punt that went out of bounds at the Indianapolis 10-yard line in the opening stanza. Set up the Titans' defensive touchdown by plaining a 56-yard punt that was downed at the Colts' six-yard line in the second quarter. Nailed a 54-yard punt to the Indianapolis seven-yard line in the third stanza.

**2017 (16/0, 2/0 - Tennessee):** Named to his first career Pro Bowl and was selected second-team Associated Press All-Pro. Led the NFL with a career-high and franchise-best 49.7 gross average and a career-best and franchise-high 44.6 net average. His gross punting average ranked eighth in NFL history and was the highest of any player since 2012. His net punting average ranked second in NFL history. Registered 42 punts of 50 or more yards in 2017. Posted a career-best 56.8 gross punt average against Seattle (9/24/17). Notched a career-high 50.2 net punt average at Miami (10/8/17). Played in his 150th career game against Indianapolis (10/16/17). Played in his 136th consecutive game with the Titans at San Francisco (12/17/17) and in doing so, passed former linebacker Keith

Bulluck (135) and former defensive end Elvin Bethea (135) for fifth place in franchise history for consecutive games played.

- Against Seattle (9/24), punted six times for 341 yards for a career-best 56.8 gross punt average. Boomed three punts of 60 or more yards and placed two kicks inside the 20-yard line. Flipped field position by nailing a 62-yard punt to the Seattle two-yard line in the first quarter.

- At Houston (10/1), punted five times for 246 yards (49.2 avg.) with one kick placed inside the 20-yard line. Flipped field position with a 54-yard punt to the Texans' 14-yard line in the third stanza.

- At Miami (10/8), tied a career-high with 10 punts for a career-best 549 yards (54.9 avg.) while setting a single-game career mark with a 50.2 net avg. Placed four punts inside the 20-yard line. Flipped field position with a 60-yard punt to the Dolphins' 10-yard line in the first quarter. Pinned the Dolphins deep in their own territory with a 48-yard punt that was downed at the Miami three-yard line in the opening stanza. Nailed a 58-yard punt that was fair caught at the Dolphins' 13-yard line in the second stanza. Boomed a season-long 71-yard punt from deep in his own end zone in the third quarter.

- At Cleveland (10/22), punted four times for 208 yards (52.0 avg.) with two kicks placed inside the 20-yard line. Flipped field position with a 55-yard punt to the Browns' 12-yard line in the first quarter. Pinned the Browns deep in their own territory with a 58-yard punt to the Cleveland nine-yard line late in the fourth quarter.

- Against Baltimore (11/5), punted five times for 256 yards (51.2 avg.) with three kicks placed inside the 20-yard line. Pinned the Ravens deep in their own territory with a 56-yard punt that was downed at the Baltimore six-yard line. Placed a 41-yard punt that was fair caught at the Ravens' nine-yard line in the third quarter.

- Against Cincinnati (11/12), punted six times for 339 yards (56.5 avg.) with a season-long kick of 74 yards, the second-longest kick of his career. Flipped field position with a pair of punts (74, 66) in the final stanza.

- At Arizona (12/10), punted six times for 313 yards (52.2 avg.) with two kicks placed inside the 20-yard line. Flipped field position by nailing a 54-yard punt that went out of bounds at the Arizona 12-yard line early in the second quarter.

- At San Francisco (12/17), punted twice for 111 yards (55.5 avg.) with one kick placed inside the 20-yard line. Played in his 136th consecutive game with the Titans. In doing so, he passed former linebacker Keith Bulluck (135) and former defensive end Elvin Bethea (135) for fifth place in franchise history for consecutive games played. Flipped field position with a 59-yard punt that was downed at the San Francisco 13-yard line in the fourth quarter.

- Against Jacksonville (12/31), punted nine times for 383 yards (42.6 avg.) with four kicks placed inside the 20-yard line. Flipped field position with a 70-yard punt to the Jaguars' two-yard line in the third quarter.

- At Kansas City (1/6), punted three times for 131 yards (43.7 avg.) with two kicks placed inside the 20-yard line in his first career postseason game. Flipped field position by booming a 57-yard punt in the first stanza.

**2016 (16/0 - Tennessee):** Punted 77 times for 3,402 yards (44.2 avg.) with 32 kicks placed inside the 20-yard line. Registered 19 punts of 50 or more yards.

- At Detroit (9/18), punted three times for 142 yards (47.3 avg.) with one kick placed inside the 20-yard line. Pinned the Lions deep in their own territory with a 37-yard punt that was downed by Cody Riggs at the Lions' one-yard line in the second stanza.

- Against Oakland (9/25), punted six times for 311 yards (51.8 avg.) with three kicks placed inside the 20-yard line. Pinned the Raiders deep in their own territory with a 53-yard punt that was fair caught at the Oakland seven-yard line. Boomed a 40-yard punt that was fair caught at the Raiders' nine-yard line in the second quarter. Pinned the Raiders deep in their own territory with a booming 62-yard punt that went out of bounds at the Oakland 10-yard line in the third quarter.

- Against Cleveland (10/16), punted five times for 225 yards (45.0 avg.) with three kicks placed inside the 20-yard line. Pinned the Browns deep in their own territory with a 29-yard punt that was fair caught at the Cleveland eight-yard line in the second quarter. Launched a 52-yard punt that was downed at the Browns' 11-yard line in the second stanza. Flipped field position with a 46-yard punt that was fair caught at the Browns' six-yard line in the third quarter.

- Against Indianapolis (10/23), punted four times for 188 yards (47.0 avg.) with three kicks placed inside the 20-yard line. Pinned the Colts deep in their own territory with a 29-yard punt that was downed at the Indianapolis seven-yard line in the second quarter. Boomed a 48-yard punt that was downed at the Colts' seven-yard line in the second quarter. Flipped field



position with a 62-yard punt in the third quarter.

- Against Green Bay (11/13), punted four times for 166 yards (41.5 avg.). Forced a Trevor Davis muffed punt that was recovered by LeShaun Sims in the second quarter.
- At Chicago (11/27), punted four times for 177 yards (44.3 avg.) with two kicks placed inside the 20-yard line. Pinned the Bears deep in their own territory with a 44-yard punt that was fair caught at the Chicago 11-yard line.
- Against Denver (12/11), punted a season-high seven times for 308 yards (44.0 avg.) with three kicks placed inside the 20-yard line. Nailed a 43-yard punt that was fair caught at the Denver six-yard line late in the first stanza. Pinned the Broncos deep in their own territory late in the fourth quarter with a 47-yard punt that was downed by Tre McBride at the Denver two-yard line.
- At Kansas City (12/18), punted four times for 142 yards (35.5 avg.) and limited Tyreek Hill to just three return yards on three punt returns.
- Against Houston (1/1), punted five times for 211 yards (42.2 avg.) with a season-high five punts placed inside the 20-yard line. Boomed a 48-yard punt that went out of bounds at the Houston 10-yard line in the second quarter.

**2015 (16/0 - Tennessee):** Totaled 88 punts (tied for fifth place in franchise history), a 47.4-yard gross average (second in franchise history), a 40.3 net average (third in franchise history), a career-high 34 punts inside the 20 (third in franchise history) and only one touchback (career low). Accomplished a first-of-its-kind feat, becoming the first punter in NFL history to record 80 or more punts, a net average of 40 yards, and one or zero touchbacks in a single season. Boomed 42 punts of 50 or more yards in 2015. Placed a career-high seven punts inside the 20-yard line against Houston (12/27/15), which also qualified as the most ever recorded for the franchise (statistic tracked since 1976) and the most by any NFL punter in 2015. The seven punts inside the 20 also tied for the third-highest total in any NFL game since 1976. On his third punt of the day against Houston (12/27/15), passed Jim Norton (522) for second place on the franchise's all-time career punting list. Registered four punts at Tampa Bay (9/13/15) and became the third player in franchise history to reach 450 punts in a Titans/Oilers uniform.

- At Tampa Bay (9/13), punted four times for 189 yards (47.3 avg.) with one kick placed inside the 20-yard line. Boomed a 57-yard punt in the second quarter. Pinned the Browns deep in their territory with a 38-yard punt that was downed at the two-yard line in the third quarter.
- Against Atlanta (10/25), punted seven times for 305 yards (43.6 avg.) with five kicks placed inside the 20-yard line. Pinned Atlanta deep in their own territory with a 36-yard punt that was fair caught at the Falcons' 12-yard line. Boomed a 54-yard punt that was fair caught at the Falcons' 15-yard line. Placed a 39-yard punt that was fair caught at the Atlanta 11-yard line in the second quarter. Pinned the Falcons deep in their own territory with a 38-yard punt that went out of bounds at the Atlanta 12-yard line.
- At Houston (11/1), posted seven punts for 349 yards (49.9 avg.) with three kicks placed inside the 20-yard line and a 45.9 net avg. Six of his seven punts went at least 50 yards or pinned the Texans inside the 20. Pinned the Texans deep in their territory with a 39-yard punt that was fair caught at the Houston 10-yard line in the second quarter. Boomed a 55-yard punt that went out of bounds at the Texans' seven-yard line.
- At Jacksonville (11/19), appeared in his 100th game with the Titans and punted five times for 226 yards (45.2 avg.) with two kicks placed inside the 20-yard line.
- At New England (12/20), punted five times for 272 yards (54.4 avg.) with one kick placed inside the 20-yard line. Boomed a 61-yard punt that Danny Amendola later fumbled setting up the Titans' first scoring drive. Boomed a 56-yard punt that went out of bounds at the Patriots' six-yard line in the third quarter.
- Against Houston (12/27), punted a season-high nine punts for 427 yards (47.4 avg.) with a career-high seven kicks placed inside the 20-yard line. Boomed a 58-yard punt to the Texans' six-yard line in the first quarter. Pinned the Texans deep in their own territory with a 31-yard punt that went out of bounds at the Houston five-yard line. Blasted a 59-yard punt to the Texans' six-yard line in the fourth quarter. On his third punt of the day, passed Jim Norton (522) for second place on the franchise's all-time career punting list.
- At Indianapolis (1/3), punted six times for 300 yards (50.0 avg.) with two kicks placed inside the 20-yard line. Pinned the Colts deep in their own territory with a 51-yard punt to the Indianapolis nine-yard line in the opening stanza. Boomed a 52-yard punt that was fair caught at the Colts' eight-yard line in the third quarter.

**2014 (16/0 - Tennessee):** Appeared in all 16 games and set a franchise record with a 40.8 net punt average. Punted career-high 88 times for career-best 4,118 yards (46.8 avg.) with 28 kicks placed inside the opponents' 20-yard line. His 46.8 gross average was the third-highest of his career. Boomed 37 punts of 50 or more yards in 2014. Notched a 48.8-yard net average at Baltimore (11/9/14), the third best of his career and the fourth best in team history. Notched a career-long and franchise-tying long 79-yard punt against Indianapolis (12/28/14).

- At Kansas City (9/7), punted six times for 304 yards with three kicks placed inside the 20-yard line. Boomed a 63-yard punt in the first quarter and nailed a 56-yard punt that forced the returner out of bounds at the Chiefs' two-yard line in the second quarter. His 50.7 gross average was his highest since Dec. 30, 2012 (51.0 against Jacksonville), and his 63-yard punt was his longest since a 63-yarder on Sept. 22, 2013 against the Chargers.
- At Indianapolis (9/28), saw action in his 100th career regular season game and punted six times for 265 yards (44.2 avg.) with two kicks placed inside the 20-yard line. Pinned the Colts deep in their own territory with a 35-yard punt that was fair caught at the Indianapolis nine-yard line in the third quarter.
- Against Jacksonville (10/12), punted five times for 249 yards (49.8 avg.) with three kicks placed inside the 20-yard line. Flipped field position by booming a 69-yard punt in the fourth quarter. It was the third-longest punt of his career and his longest since Dec. 2, 2012 against the Houston Texans (70 yards).
- Against Houston (10/26), totaled six punts for a 51.7-yard gross average and a 48.7 net average with two punts placed inside the 20. His net average at the time was the third best of his career and the fourth best in team history (minimum four punts). In the third quarter, he booted a punt that went 62 yards and pinned the Texans on their own two-yard line. His six punts gave him 400 total punts in a Titans uniform. He became the fourth player in franchise history to reach 400 punts, joining Craig Hentrich (861), Jim Norton (519) and Cliff Parsley (429).
- At Baltimore (11/9), punted eight times for 414 yards (51.8 avg.) with a 48.8 net avg. His 48.8-yard net average was the third best of his career and the fourth best in team history. Boomed a 58-yard punt to the Ravens' 18-yard line in the fourth quarter.
- Against N.Y. Giants (12/7), punted six times for 284 yards (47.3 avg.). In the third quarter, recorded the 500th punt of his seven-year NFL career. He also moved past Cliff Parsley (431 career punts) for third place on the team's all-time career punts list.
- Against N.Y. Jets (12/14), punted six times for 295 yards (49.2 avg.) with three kicks placed inside the 20-yard line. Pinned the Jets deep in their own territory with a 49-yard punt that was fair caught at the New York seven-yard line in the second quarter. Placed a 38-yard punt that was fair caught at the Jets' 10-yard line in the second stanza. On his third punt of the game, which marked his 432nd punt as a member of the Titans, he moved past Cliff Parsley (431 career punts) for third place on the team's all-time punting list.
- Against Indianapolis (12/28), punted seven times for 383 yards (54.7 avg.) with a career-long punt of 79 yards. Three of his kicks were placed inside the 20-yard line. His 79-yarder broke his previous career long of 71 yards (at Miami on Nov. 11, 2012) and tied the franchise record. Jim Norton set the record against Kansas City on Nov. 22, 1964, and it never was equaled until Kern's attempt. Kern punted seven times against the Colts for a gross average of 54.7 yards per punt, a net average of 46.1 yards per punt and three punts inside the 20. His gross average was the third-highest of his career.

**2013 (16/0 - Tennessee):** Appeared in all 16 games and punted 78 times for 3,386 yards (43.4 avg.). Placed a career-best 32 punts inside the 20-yard line with a career-low two kicks as touchbacks. Set a career-high and a franchise record by placing six punts inside the 20-yard line against Houston (12/29/13). Boomed 24 punts of 50 or more yards in 2013.

- Against San Diego (9/22), punted three times for 140 yards (46.7 avg.) with two kicks placed inside the 20-yard line and a long of 63 yards. Flipped field position with a 63-yard punt that was downed at the Chargers' 17-yard line in the first quarter. Was credited with one rush for zero yards after fumbling a snap in the second quarter. Pinned the Chargers deep in their own territory with a 35-yard punt that was downed at the San Diego 11-yard line in the fourth quarter.
- Against N.Y. Jets (9/29), punted seven times for 293 yards (41.9 avg.) and tied a career-best with four kicks inside the 20-yard line. Boomed a 53-yard punt to the Jets' 15-yard line in the second quarter. Nailed a

50-yard punt to the Jets' 12-yard line early in the third quarter. Pinned the Jets deep in their territory with a 34-yard punt that was downed by Tommie Campbell at the New York one-yard line in the third quarter. Boomed a 54-yard punt to the Jets' 24-yard line in the third stanza.

- Against Arizona (12/15), punted three times for 145 yards (48.3 avg.) with two kicks placed inside the 20-yard line. Pinned the Cardinals deep in their own territory with a 51-yard punt that was downed at the Arizona three-yard line in the second quarter.
- Against Houston (12/29), punted six times for 253 yards (42.2 avg.) and set a franchise record with all six kicks being placed inside the 20-yard line. Pinned the Texans at their own five-yard line with a 38-yard punt late in the third quarter. Boomed a 53-yard punt that was fair caught at the Houston 10-yard line. Nailed a 56-yard punt that went out of bounds at the Texans' nine-yard line.

**2012 (16/0 – Tennessee):** Appeared in all 16 games and ranked fifth in the AFC with a franchise record 47.6 gross punt average. Ranked ninth in the AFC with a franchise record 40.4 net punting average. Posted career-highs with 10 punts and 391 punt yards against N.Y. Jets (12/17/12). Ranked third in franchise history with a career-best 49.0 net punting average at Jacksonville (11/25/12). Boomed a career-long 71-yard punt at Miami (11/11/12). Boomed 34 punts of 50 or more yards in 2012.

- Against New England (9/9), punted four times for 209 yards (52.3 avg.) and placed two punts inside the 20-yard line. Flipped field position by booming a 56-yard punt in the opening quarter. Nailed a 54-yard punt to the Patriots' eight-yard line late in the second quarter. Lined up in the back of the end zone and booted a 55-yard punt in the third quarter.
- At San Diego (9/16), punted seven times for a then career-best 361 yards (51.6 avg.). Notched the third-best net punt average in franchise history with a then career-high 48.6 net punt average. Boomed a 63-yard punt to the Chargers' 25-yard line in the second quarter. Nailed a 54-yard punt that was marked out of bounds at the Chargers' 16-yard line in the third quarter.
- At Houston (9/30), punted seven times for 326 yards (46.6 avg.) and placed two kicks inside the 20-yard line. Boomed a 50-yard punt to the Texans' 14-yard line in the first quarter. Pinned the Texans deep in their own territory with a 52-yard punt to the Houston 12-yard line in the second stanza. Placed a 33-yard punt that was downed at the Houston seven-yard line. Blasted a 60-yard punt to the Texans' 14-yard line late in the third quarter.
- Against Pittsburgh (10/11), punted five times for 261 yards (52.2 avg.) with two kicks placed inside the 20-yard line. Boomed a 61-yard punt to the Steelers' 15-yard line in the second quarter. Flipped field position by nailing a 58-yard punt late in the second quarter.
- At Miami (11/11), punted four times for 208 yards (52.0 avg.) with a net avg. of 48.0 yards. Placed three kicks inside the 20-yard line. Boomed a career-long 71-yard punt that rolled out of bounds at the Dolphins' 15-yard line in the first quarter. Nailed a 50-yard punt to the Dolphins' 14-yard line in the second quarter. Placed a 36-yard punt that was downed at the Miami eight-yard line in the fourth quarter.
- At Jacksonville (11/25), punted four times for 201 yards (50.3 avg.) and posted a career-best 49.0 net punting average. The net punting average ranked third in Titans' franchise history.
- Against Houston (12/2), punted six times for 303 yards (50.5 avg.) with two kicks inside the 20-yard line. Boomed a 70-yard punt to flip field position in the first quarter. Pinned the Texans deep in their own territory with a 40-yard punt that was downed at the Houston one-yard line in the second quarter. Registered a special teams tackle on coverage units.
- Against N.Y. Jets (12/17), punted a career-best 10 times for a career-high 391 yards with four kicks placed inside the 20-yard line. Pinned the Jets deep in their territory with a 44-yard punt that was fair-caught at the New York seven-yard line in the second quarter. Flipped field position with a 43-yard punt that fair-caught at the Jets' eight-yard line in the fourth quarter.

**2011 (16/0 – Tennessee):** Appeared in all 16 games and set a new franchise record with his 39.4-yard net average, topping Craig Hentrich's previous franchise high of 39.2 yards, set in 1998. Registered a career-high 86 punts for 3,747 yards (43.6 avg.). Set a career-high with 31 punts placed inside the 20-yard line in 2011. Ranked seventh in the AFC with a 39.4-yard net punt avg. Boomed 22 punts of 50 or more yards in 2011.

- Against Baltimore (9/18), punted three times for 119 yards with two punts placed inside the 20-yard line. Nailed a 55-yard punt in the first quarter. Pinned the Ravens deep in their own territory with a 33-yard punt that was downed by Gerald McRath at the Baltimore four-yard line in the opening stanza.
- Against Denver (9/25), punted four times for 176 yards (44.0 avg.).

Boomed a 62-yard punt in the first quarter. Nailed a 51-yard punt later in the opening stanza. Kept a Titans' scoring drive alive by scooping up an errant snap and racing 21 yards down the right sideline in the second quarter.

- Against Houston (10/23), punted seven times for 319 yards (45.6 avg.) with two kicks inside the 20-yard line. Talled a 44-yard punt that was downed at the Texans' eight-yard line in the first quarter. Boomed a 54-yard punt in the second quarter that went out of bounds at the Texans' six-yard line. Launched a 53-yard punt early in the third quarter.
- Against Indianapolis (10/30), tied a career-high with eight punts for 330 yards (41.3 avg.). Placed a 30-yard punt that was fair caught at the Colts' 13-yard line late in the first stanza. Boomed a 55-yard punt in the third quarter and a 54-yard punt in the final stanza.
- Against Jacksonville (12/24), punted four times for 172 yards (43.0 avg.) with three kicks placed inside the 20-yard line. Nailed a 47-yard punt that was downed at the Jaguars' three-yard line in the first quarter. Placed a 30-yard punt that was downed at the Jaguars' eight-yard line in the second stanza. Boomed a 51-yard punt that was fair caught at the Jaguars' 16-yard line in the third quarter.
- At Houston (1/1), punted six times for 286 yards (47.7 avg.) and tied a season-best with four kicks placed inside the 20-yard line and a 45.8 net avg. Placed a 35-yard punt that was downed at the Texans' 10-yard line in the first quarter. Nailed a 47-yard punt that was downed at the Texans' three-yard line in the second stanza. Boomed a 58-yard punt in the third quarter. Booted a 52-yard punt that went out of bounds at the Texans' five-yard line in the fourth quarter.

**2010 (16/0 – Tennessee):** Appeared in all 16 games and finished fifth in the AFC with a 39.1-yard net avg. Registered career-highs with 77 punts, 3,302 yards and 39.1 net avg. Tied a career high with four punts inside the 20-yard line at San Diego (10/31/10). Set new career-high with 352 punt yards at Kansas City (12/26/10). Boomed a career-best 68-yard punt against Philadelphia (10/24/10).

- Against Oakland (9/12), punted four times for 200 yards (50.0 avg.) with two kicks placed inside the 20-yard line. Booted a 37-yard punt that was downed at the Raiders' nine-yard line in the second quarter. Boomed a 59-yard punt in the fourth quarter.
- At N.Y. Giants (9/26), punted five times for 214 yards (42.8 avg.). Placed a 37-yard punt that was downed by Michael Griffin at the Giants' one-yard line, which led to a Titans' safety in the third quarter. Boomed a 55-yard punt in the third quarter.
- At San Diego (10/31), punted six times for 279 yards (46.5 avg.) and tied a career high by placing four punts inside the Chargers' 20-yard line. Placed a 35-yard punt that was downed at the San Diego nine-yard line. Boomed a 63-yard punt late in the third quarter. Nailed a 48-yard punt that was downed at the Chargers' three-yard line.
- At Houston (11/28), punted seven times for 328 yards (46.9 avg.) with two kicks placed inside the 20-yard line. Boomed a 56-yard punt to the Houston nine-yard line in the first quarter. Nailed a 50-yard punt later in the opening stanza. Booted a 56-yard punt to the Houston 15-yard line in the third quarter.

**2009 (6/0 - Denver; 10/0 - Tennessee):** In 10 games with Titans, punted 37 times for 1,665 yards with 18 punts placed inside the 20-yard line and ranked fourth in the AFC with a 45.5 gross avg. Appeared in the first six games with the Denver Broncos and punted 27 times for 1,245 yards (46.1 avg.) while placing nine punts inside the 20-yard line.

- Against Dallas (10/4), boomed six punts for 305 yards (50.8 avg.) with two kicks downed inside the 20-yard line. Nailed four punts for a 55.3 average from Denver territory.
- Against Jacksonville (11/1), made his Titans debut and punted four times for 193 yards (48.3 avg.) with three punts placed inside the 20-yard line in the Titans' 30-13 victory. Boomed a 55-yard punt that sailed out of bounds at the Jaguars' seven-yard line in the second quarter. Nailed a 51-yard punt that was downed at the Jaguars' seven-yard line during the final stanza. Perfectly placed a 37-yard punt that was downed at the Jaguars' three-yard line late in the fourth quarter.
- Against Arizona (11/29), punted four times for 184 yards (46.0 avg.) with two kicks placed inside the 20-yard line in the Titans' 20-17 come-from-behind victory. Placed a 38-yard punt that was downed at the Cardinals' 10-yard line in the fourth quarter.
- At Seattle (1/3), punted four times for 214 yards (53.5 avg.), including a career-best 46.5 net avg. and a career-long 67-yard punt in the Titans' season-ending 17-13 victory. Nailed a 56-yard punt to the Seahawks' 19-yard line in the second quarter. Booted a career-best 67-yard punt in

the second stanza.

**2008 (16/0 - Denver):** Appeared in all 16 games and ranked fifth in the league with a 46.7-yard gross punting average that marked the third-best season total by a Bronco in club history (min. 45 punts). Received all-rookie honors from Pro Football Weekly/PFWA and The Sporting News. Punted 46 times for 2,150 yards (46.7 gross / 37.8 net) with 13 punts placed inside the 20-yard line. Tied for the third-fewest touchbacks in the NFL with four, marking the fewest in a season by a Bronco with at least 45 punts since 1997 (Tom Rouen, 4).

- Against San Diego (9/14), punted three times for 161 yards (53.7 avg.)
- Against Tampa Bay (10/5), posted five punts for 248 yards (49.6 avg.) with two kicks placed inside the 20-yard line.
- At N.Y. Jets (11/30), nailed five punts for 214 yards (42.8 avg.) with four kicks inside the 20-yard line.

#### **COLLEGE:**

- Played 47 career games at the University of Toledo, punting 189 times for 7,994 yards (42.3 avg.) with 59 punts placed inside the 20-yard line.
- Ranked second in the nation in gross punting average (46.1 yds., 52 punts for 2,399 yards) and was a finalist for the Ray Guy Award (nation's best punter) as a senior.
- Earned third team All-America honors as a senior as the only player from the Mid-American Conference to receive Associated Press All-America honors.
- Named Mid-American Conference's Special Teams Player of the Year as a senior.
- Earned a bachelor's degree in geography from Toledo and posted a 3.38 grade point average while earning CoSIDA second-team academic all-district recognition as a senior.

#### **PERSONAL:**

- Married to Tiffany Kern and the couple has a son, Bryce Jeremiah, and two daughters, Anelle Naomi and Quinn Eliana.
- Was a two-time first-team all-state selection at Grand Island High School in Grand Island, N.Y., and averaged 39 yards per punt as a senior and 42.5 yards per punt as a junior.
- Also played basketball and was a long jumper and high hurdler on the track team in high school.
- List of favorites: (movie) "Shooter"; (TV show) "Gold Rush"; (music artist) LeCrae, Thousand Foot Krutch, KB, tobyMac; (school subject) geography;

(car) 1969 Dodge Charger; (video game) "FIFA," "Tiger Woods PGA Golf"; (food) spaghetti; and (book) the Bible.

- Follow Kern on Twitter and on Instagram at @brettkern6.
- Born Brett Alan Kern on Feb. 17, 1986, in Grand Island, N.Y.

# BRETT KERN'S GAME-BY-GAME

## 2008 Denver Broncos

Date	Opp	W/L	No	Yds	Avg	Net	TB	In 20	Lg	Blk
Sept 8	@ Oak	W	2	80	40.0	38.5	0	1	42	0
Sept 14	SD	W	3	161	53.7	42.0	1	1	64	0
Sept 21	NO	W	2	105	52.5	37.5	0	0	56	0
Sept 28	@ KC	L	2	77	38.5	38.0	0	0	51	0
Oct 5	TB	W	5	248	49.6	45.8	0	2	63	0
Oct 12	Jax	L	4	192	48.0	39.5	1	0	52	0
Oct 20	@ NE	L	5	243	48.6	32.0	1	1	62	0
Nov 2	Mia	L	4	185	46.3	45.0	0	3	61	0
Nov 6	@ Cle	W	1	29	29.0	24.0	0	0	29	0
Nov 16	@ Atl	W	3	127	42.3	39.3	0	1	52	0
Nov 23	Oak	L	2	112	56.0	11.5	0	0	60	0
Nov 30	@ NYJ	W	5	214	42.8	41.4	0	4	52	0
Dec 7	KC	W	1	52	52.0	20.0	0	0	52	0
Dec 14	@ Car	L	5	241	48.2	39.8	1	0	57	0
Dec 21	Buf	L	0	0	0.0	0.0	0	0	0	0
Dec 28	@ SD	L	2	84	42.0	34.0	0	0	46	0
<b>Totals</b>		<b>8-8</b>	<b>46</b>	<b>2,150</b>	<b>46.7</b>	<b>37.8</b>	<b>4</b>	<b>13</b>	<b>64</b>	<b>0</b>

## 2009 Denver Broncos/Tennessee Titans

Date	Opp	W/L	No	Yds	Avg	Net	TB	In 20	Lg	Blk
Sept 13	@ Cin	W	8	340	42.5	36.4	0	3	56	0
Sept 20	Cle	W	2	109	54.5	42.5	0	1	57	0
Sept 27	@ Oak	W	2	81	40.5	27.0	1	0	48	0
Oct 4	Dal	W	6	305	50.8	41.7	2	2	62	0
Oct 11	NE	W	5	231	46.2	37.8	1	2	64	0
Oct 19	@ SD	W	4	179	44.8	15.5	2	1	50	0
Nov 1	Jax	W	4	193	48.3	43.3	1	3	55	0
Nov 8	@ SF	W	5	217	43.4	44.0	0	2	57	0
Nov 15	Buf	W	3	119	39.7	31.3	0	2	58	0
Nov 23	@ Hou	W	4	176	44.0	41.5	0	2	51	0
Nov 29	Ari	W	4	184	46.0	41.3	1	2	56	0
Dec 6	@ Ind	L	2	78	39.0	39.0	0	1	46	0
Dec 13	StL	W	3	115	38.3	36.3	0	1	54	0
Dec 20	Mia	W	5	244	48.8	44.0	1	2	59	0
Dec 25	SD	L	3	125	41.7	39.7	0	2	46	0
Jan 3	@ Sea	W	4	214	53.5	46.5	1	1	67	0
<b>Totals</b>		<b>14-2</b>	<b>64</b>	<b>2,910</b>	<b>45.5</b>	<b>38.5</b>	<b>10</b>	<b>27</b>	<b>67</b>	<b>0</b>

\* First six games with Denver; final 10 games with Tennessee

## 2010 Tennessee Titans

Date	Opp	W/L	No	Yds	Avg	Net	TB	In 20	Lg	Blk
Sept 12	Oak	W	4	200	50.0	44.5	0	2	60	0
Sept 19	Pit	L	5	244	48.8	42.2	0	1	57	0
Sept 26	@ NYG	W	5	214	42.8	36.6	1	1	55	0
Oct 3	Den	L	6	245	40.8	31.5	1	0	60	0
Oct 10	@ Dal	W	5	174	34.8	34.6	0	2	45	0
Oct 18	@ Jax	W	2	98	49.0	50.0	0	1	51	0
Oct 24	Phi	W	4	192	48.0	44.0	0	0	68	0
Oct 31	@ SD	L	6	279	46.5	44.2	0	4	63	0
Nov 14	@ Mia	L	5	209	41.8	37.8	1	2	52	0
Nov 21	Was	L	5	169	33.8	31.4	0	2	51	0
Nov 28	@ Hou	L	7	328	46.9	43.6	0	2	56	0
Dec 5	Jax	L	2	72	36.0	36.0	0	0	40	0
Dec 9	Ind	L	4	165	41.3	41.3	0	0	46	0
Dec 19	Hou	W	4	150	37.5	34.5	0	2	46	0
Dec 26	@ KC	L	8	352	44.0	37.0	1	3	58	0
Jan 2	@ Ind	L	5	211	42.2	42.2	0	2	48	0
<b>Totals</b>		<b>6-10</b>	<b>77</b>	<b>3,302</b>	<b>42.9</b>	<b>39.1</b>	<b>4</b>	<b>24</b>	<b>68</b>	<b>0</b>

## 2011 Tennessee Titans

Date	Opp	W/L	No	Yds	Avg	Net	TB	In 20	Lg	Blk
Sept 11	@ Jax	L	7	291	41.6	34.3	1	2	48	0
Sept 18	Bal	W	3	119	39.7	38.3	0	2	55	0
Sept 25	Den	W	4	176	44.0	32.3	0	0	62	0
Oct 2	@ Cle	W	6	237	39.5	36.5	0	2	64	0
Oct 9	@ Pit	L	4	169	42.3	42.3	0	1	44	0
Oct 23	Hou	L	7	319	45.6	42.7	1	2	54	0
Oct 30	Ind	W	8	330	41.3	34.1	2	2	55	0
Nov 6	Cin	L	7	320	45.7	41.6	1	1	54	0
Nov 13	@ Car	W	5	221	44.2	38.2	1	1	48	0
Nov 20	@ Atl	L	5	225	45.0	39.6	0	0	57	0
Nov 27	TB	W	3	88	29.3	29.3	0	3	41	0
Dec 4	@ Buf	W	5	239	47.8	45.8	0	4	57	0
Dec 11	NO	L	5	226	45.2	37.6	1	1	52	0
Dec 18	@ Ind	L	7	329	47.0	45.0	0	3	58	0
Dec 24	Jax	W	4	172	43.0	41.8	0	3	51	0
Jan 1	@ Hou	W	6	286	47.7	45.8	0	4	58	0
<b>Totals</b>		<b>9-7</b>	<b>86</b>	<b>3,747</b>	<b>43.6</b>	<b>39.4</b>	<b>7</b>	<b>31</b>	<b>64</b>	<b>0</b>

## 2012 Tennessee Titans

Date	Opp	W/L	No	Yds	Avg	Net	TB	In 20	Lg	Blk
Sept 9	NE	L	4	209	52.3	45.5	0	2	56	0
Sept 16	@ SD	L	7	361	51.6	48.6	1	3	63	0
Sept 23	Det	W	1	41	41.0	41.0	0	0	41	0
Sept 30	@ Hou	L	7	326	46.6	41.7	0	2	60	0
Oct 7	@ Min	L	6	256	42.7	42.8	0	3	53	0
Oct 11	Pit	W	5	261	52.2	44.8	1	2	61	0
Oct 21	@ Buf	W	3	124	41.3	34.7	1	2	57	0
Oct 28	Ind	L	3	130	43.3	39.0	0	1	61	0
Nov 4	Chi	L	6	299	49.8	30.0	1	1	59	1
Nov 11	@ Mia	W	4	208	52.0	48.0	0	3	71	0
Nov 25	@ Jax	L	4	201	50.3	49.0	0	1	57	0
Dec 2	Hou	L	6	303	50.5	39.3	0	2	70	0
Dec 9	@ Ind	L	3	165	55.0	47.0	0	1	57	0
Dec 17	NYJ	W	10	391	39.1	36.4	1	4	55	0
Dec 23	@ GB	L	8	376	47.0	34.4	0	2	54	0
Dec 30	Jax	W	4	204	51.0	35.8	0	1	55	1
<b>Totals</b>		<b>6-10</b>	<b>81</b>	<b>3,855</b>	<b>47.6</b>	<b>40.4</b>	<b>5</b>	<b>30</b>	<b>71</b>	<b>2</b>

## 2013 Tennessee Titans

Date	Opp	W/L	No	Yds	Avg	Net	TB	In 20	Lg	Blk
Sept 8	@ Pit	W	5	208	41.6	41.4	0	4	55	0
Sept 15	@ Hou	L	8	382	47.8	46.6	0	1	54	0
Sept 22	SD	W	3	140	46.7	44.3	0	2	63	0
Sept 29	NYJ	W	7	293	41.9	40.9	0	4	54	0
Oct 6	KC	L	6	272	45.3	38.8	0	2	56	0
Oct 13	@ Sea	L	4	140	35.0	31.3	0	1	46	0
Oct 20	SF	L	6	263	43.8	43.8	0	3	55	0
Nov 3	@ StL	W	5	228	45.6	35.0	1	1	55	0
Nov 10	Jax	L	5	219	43.8	42.6	0	1	53	0
Nov 14	Ind	L	3	117	39.0	34.0	0	0	48	0
Nov 24	@ Oak	W	4	163	40.8	29.0	0	1	49	1
Dec 1	@ Ind	L	6	222	37.0	32.2	0	4	35	0
Dec 8	@ Den	L	4	201	50.3	43.5	0	0	62	0
Dec 15	Ari	L	3	145	48.3	48.3	0	2	51	0
Dec 22	@ Jax	W	3	140	46.7	38.7	1	0	50	0
Dec 29	Hou	W	6	253	42.2	42.2	0	6	56	0
<b>Totals</b>		<b>7-9</b>	<b>78</b>	<b>3,386</b>	<b>43.4</b>	<b>39.7</b>	<b>2</b>	<b>32</b>	<b>63</b>	<b>1</b>

## 2014 Tennessee Titans

Date	Opp	W/L	No	Yds	Avg	Net	TB	In 20	Lg	Blk
Sept 7	@ KC	W	6	304	50.7	42.8	0	3	63	0
Sept 14	Dal	L	5	225	45.0	38.0	1	1	54	0
Sept 21	@ Cin	L	4	141	35.3	25.3	2	0	45	0
Sept 28	@ Ind	L	6	265	44.2	41.8	0	2	55	0
Oct 5	Cle	L	4	188	47.0	34.8	0	1	54	1
Oct 12	Jax	W	5	249	49.8	39.8	2	3	69	0
Oct 19	@ Was	L	5	196	39.2	39.0	0	2	44	0
Oct 26	Hou	L	6	310	51.7	48.7	0	2	62	0
Nov 9	@ Bal	L	8	414	51.8	48.8	0	0	58	0
Nov 17	Pit	L	4	141	35.3	31.8	0	2	51	0
Nov 23	@ Phi	L	6	294	49.0	40.7	0	2	57	0
Nov 30	@ Hou	L	5	226	45.2	41.2	0	2	58	0
Dec 7	NYG	L	6	284	47.3	39.2	0	1	55	0
Dec 14	NYJ	L	6	295	49.2	45.3	0	3	56	0
Dec 18	@ Jax	L	5	203	40.6	34.4	1	1	51	0
Dec 28	Ind	L	7	383	54.7	46.1	1	3	79	0
<b>Totals</b>		<b>2-14</b>	<b>88</b>	<b>4,118</b>	<b>46.8</b>	<b>40.8</b>	<b>7</b>	<b>28</b>	<b>79</b>	<b>1</b>

## 2015 Tennessee Titans

Date	Opp	W/L	No	Yds	Avg	Net	TB	In 20	Lg	Blk
Sept 13	@ TB	W	4	189	47.3	43.0	0	1	57	0
Sept 20	@ Cle	L	6	298	49.7	24.0	0	1	55	0
Sept 27	Ind	L	5	212	42.4	42.4	0	2	49	0
Oct 11	Buf	L	6	251	41.8	31.8	1	3	58	0
Oct 18	Mia	L	3	125	41.7	39.7	0	2	61	0
Oct 25	Atl	L	7	305	43.6	41.9	0	5	54	0
Nov 1	@ Hou	L	7	349	49.9	45.9	0	3	60	0
Nov 8	@ NO	W	5	253	50.6	46.4				



# BRETT KERN'S GAME-BY-GAME CONT.

## 2016 Tennessee Titans

Date	Opp	W/L	No	Yds	Avg	Net	TB	In 20	Lg	Blk
Sept 11	Min	L	5	231	46.2	38.4	1	1	64	0
Sept 18	@ Det	W	3	142	47.3	39.7	0	1	54	0
Sept 25	Oak	L	6	311	51.8	45.5	0	3	62	0
Oct 2	@ Hou	L	5	257	51.4	30.6	1	1	71	0
Oct 9	@ Mia	W	5	175	35.0	17.8	0	3	51	0
Oct 16	Cle	W	5	225	45.0	43.8	0	3	52	0
Oct 23	Ind	L	4	188	47.0	42.5	0	3	62	0
Oct 27	Jax	W	4	155	38.8	38.8	0	2	44	0
Nov 6	@ SD	L	4	182	45.5	44.8	0	1	55	0
Nov 13	GB	W	4	166	41.5	38.0	0	0	46	0
Nov 20	@ Ind	L	5	219	43.8	37.4	1	1	57	0
Nov 27	@ Chi	W	4	177	44.3	43.3	0	2	47	0
Dec 11	Den	W	7	308	44.0	38.1	1	3	61	0
Dec 18	@ KC	W	4	142	35.5	34.8	0	0	38	0
Dec 24	@ Jax	L	7	313	44.7	43.3	0	3	54	0
Jan 1	Hou	W	5	211	42.2	41.0	0	5	48	0
<b>Totals</b>		<b>9-7</b>	<b>77</b>	<b>3,402</b>	<b>44.2</b>	<b>38.6</b>	<b>4</b>	<b>32</b>	<b>71</b>	<b>0</b>

## 2017 Tennessee Titans

Date	Opp	W/L	No	Yds	Avg	Net	TB	In 20	Lg	Blk
Sept 10	Oak	L	4	188	47.0	40.8	1	2	53	0
Sept 17	@ Jax	W	3	125	41.7	40.3	0	0	42	0
Sept 24	Sea	W	6	341	56.8	48.2	1	2	66	0
Oct 1	@ Hou	L	5	246	49.2	48.4	0	1	54	0
Oct 8	@ Mia	L	10	549	54.9	50.2	0	4	71	0
Oct 16	Ind	W	1	44	44.0	44.0	0	1	44	0
Oct 22	@ Cle	W	4	208	52.0	43.8	1	2	58	0
Nov 5	Bal	W	5	256	51.2	46.8	0	3	56	0
Nov 12	Cin	W	6	339	56.5	42.2	2	1	74	0
Nov 16	@ Pit	L	3	142	47.3	39.7	0	0	54	0
Nov 26	@ Ind	W	3	139	46.3	46.3	0	1	58	0
Dec 3	Hou	W	4	199	49.8	42.5	0	2	59	0
Dec 10	@ Ari	L	6	313	52.2	46.7	0	2	58	0
Dec 17	@ SF	L	2	111	55.5	49.5	0	1	59	0
Dec 24	LAR	L	4	145	36.3	35.5	0	2	62	0
Dec 31	Jax	W	9	383	42.6	41.1	0	4	70	0
<b>Totals</b>		<b>9-7</b>	<b>75</b>	<b>3,728</b>	<b>49.7</b>	<b>44.6</b>	<b>5</b>	<b>28</b>	<b>74</b>	<b>0</b>
<b>Playoffs</b>										
Jan 6	@ KC	W	3	131	43.7	41.0	0	2	57	0
Jan 13	@ NE	L	7	316	45.1	41.3	0	2	62	0
<b>Totals</b>		<b>1-1</b>	<b>10</b>	<b>447</b>	<b>44.7</b>	<b>41.2</b>	<b>0</b>	<b>4</b>	<b>62</b>	<b>0</b>

## 2018 Tennessee Titans

Date	Opp	W/L	No	Yds	Avg	Net	TB	In 20	Lg	Blk
Sept 9	@ Mia	L	4	179	44.8	44.5	0	4	55	0
Sept 16	Hou	W	5	261	52.2	47.2	0	1	62	0
Sept 23	@ Jax	W	6	280	46.7	41.5	1	3	54	0
Sept 30	Phi	W	5	254	50.8	38.4	1	2	58	0
Oct 7	@ Buf	L	2	106	53.0	49.0	0	1	61	0
Oct 14	Bal	L	9	375	41.7	36.1	0	3	52	0
Oct 21	@ LAC	L	2	103	51.5	44.5	0	0	54	0
Nov 5	@ Dal	W	1	45	45.0	38.0	0	1	45	0
Nov 11	NE	W	5	241	48.2	42.2	0	2	55	0
Nov 18	@ Ind	L	6	296	49.3	38.5	0	3	58	0
Nov 26	@ Hou	L	6	298	49.7	43.5	0	2	59	0
Dec 2	NYJ	W	6	266	44.3	34.6	1	1	53	1
Dec 6	Jax	W	2	118	59.0	59.0	0	1	62	0
Dec 16	@ NYG	W	5	220	44.0	43.6	0	5	57	0
Dec 22	Was	W	4	169	42.3	42.3	0	4	50	0
Dec 30	Ind	L	6	272	45.3	45.3	0	6	58	0
<b>Totals</b>		<b>9-7</b>	<b>74</b>	<b>3,483</b>	<b>47.1</b>	<b>41.7</b>	<b>3</b>	<b>39</b>	<b>62</b>	<b>1</b>

## 2019 Tennessee Titans

Date	Opp	W/L	No	Yds	Avg	Net	TB	In 20	Lg	Blk
Sept 8	@ Cle	W	6	277	46.2	43.2	0	3	70	0
Sept 15	Ind	L	6	288	48.0	41.0	0	2	61	0
Sept 19	@ Jax	L	8	372	46.5	40.1	2	4	63	0
Sept 29	@ Atl	W	5	225	45.0	44.6	0	5	53	0
Oct 6	Buf	L	6	300	50.0	49.7	0	1	56	0
Oct 13	@ Den	L	9	424	47.1	41.8	0	8	61	0
Oct 20	LAC	W	2	84	42.0	42.0	0	2	50	0
Oct 27	TB	W	5	248	49.6	40.6	0	1	61	0
Nov 3	@ Car	L	3	139	46.3	42.7	0	0	53	0
Nov 10	KC	W	4	204	51.0	49.8	0	2	65	0
Nov 24	Jax	W	3	132	44.0	45.7	0	1	49	0
Dec 1	@ Ind	W	5	244	48.8	42.4	0	4	65	0
Dec 8	@ Oak	W	2	102	51.0	45.0	0	0	55	0
Dec 15	Hou	L	3	145	48.3	48.3	0	1	52	0
Dec 22	NO	L	7	299	42.7	39.7	0	1	55	0
Dec 29	@ Hou	W	4	189	47.3	41.0	0	2	58	0
<b>Totals</b>		<b>9-7</b>	<b>78</b>	<b>3,672</b>	<b>47.1</b>	<b>43.1</b>	<b>2</b>	<b>37</b>	<b>70</b>	<b>0</b>
<b>Playoffs</b>										
Jan 4	@ NE	W	6	275	45.8	42.0	0	4	58	0
Jan 11	@ Bal	W	6	315	52.5	39.2	4	1	63	0
Jan 19	@ KC	L	3	139	46.3	44.0	0	1	53	0
<b>Totals</b>		<b>2-1</b>	<b>15</b>	<b>729</b>	<b>48.6</b>	<b>41.3</b>	<b>4</b>	<b>6</b>	<b>63</b>	<b>0</b>

## 2020 Tennessee Titans

Date	Opp	W/L	No	Yds	Avg	Net	TB	In 20	Lg	Blk
Sept 14	@ Den	W	4	204	51.0	47.0	0	2	66	0
Sept 20	Jax	W	3	122	40.7	40.7	0	3	57	0
Sept 27	@ Min	W	3	143	47.7	41.0	1	1	59	0
Oct 13	Buf	W	3	128	42.7	43.0	0	3	55	0
Oct 18	Hou	W	1	54	54.0	54.0	0	0	54	0
Oct 25	Pit	L	4	242	60.5	39.8	0	1	63	0
Nov 1	@ Cin	L	2	72	36.0	26.0	1	1	36	0
Nov 8	Chi	W	IR							
Nov 12	Ind	L	IR							
Nov 22	@ Bal	W	IR							
Nov 29	@ Ind	W	4	160	40.0	40.0	0	4	48	0
Dec 6	Cle	L	3	138	46.0	45.7	0	0	54	0
Dec 13	@ Jax	W	4	165	41.3	41.3	0	4	50	0
Dec 20	Det	W	1	47	47.0	48.0	0	1	47	0
Dec 27	@ GB	L	4	174	43.5	38.5	1	1	60	0
Jan 3	@ Hou	W	1	46	46.0	44.0	0	1	46	0
<b>Totals</b>		<b>11-5</b>	<b>37</b>	<b>1,695</b>	<b>45.8</b>	<b>41.5</b>	<b>3</b>	<b>22</b>	<b>66</b>	<b>0</b>
<b>Playoffs</b>										
Jan 10	Bal	L	5	228	45.6	45.6	0	4	53	0
<b>Totals</b>		<b>0-1</b>	<b>5</b>	<b>228</b>	<b>45.6</b>	<b>45.6</b>	<b>0</b>	<b>4</b>	<b>53</b>	<b>0</b>

## 2021 Tennessee Titans

Date	Opp	W/L	No	Yds	Avg	Net	TB	In 20	Lg	Blk
Sept 12	Ari	L	3	151	50.3	42.3	0	0	59	0
Sept 19	@ Sea	W	2	94	47.0	47.0	0	1	53	0
Sept 26	Ind	W	1	42	42.0	42.0	0	0	42	0
Oct 3	@ NYJ	L	IA							
Oct 10	@ Jax	W	IA							
Oct 18	Buf	W	R/C							
Oct 24	KC	W	2	94	47.0	47.0	0	2	49	0
Oct 31	@ Ind	W	4	188	47.0	40.3	0	2	52	0
Nov 7	@ LAR	W	5	217	43.4	42.0	0	3	57	0
Nov 14	NO	W	5	205	41.0	40.2	0	1	46	0
Nov 21	Hou	L	2	80	40.0	35.0	0	1	53	0
Nov 28	@ NE	L	2	95	47.5	36.0	0	0	48	0
Dec 12	Jax	W	5	192	38.4	38.4	0	2	46	0
Dec 19	@ Pit	L	3	143	47.7	34.7	0	0	54	0
Dec 23	SF	W	5	230	46.0	39.6	1	2	59	0
Jan 2	Mia	W	4	177	44.3	40.5	0	3	52	0
Jan 9	@ Hou	W	4	197	49.3	43.3	0	1	53	0
<b>Totals</b>		<b>12-5</b>	<b>47</b>	<b>2,105</b>	<b>44.8</b>	<b>40.4</b>	<b>1</b>	<b>18</b>	<b>59</b>	<b>0</b>
<b>Playoffs</b>										
Jan 22	Cin	L	4	166	41.5	41.5	0	3	50	0
<b>Totals</b>		<b>0-1</b>	<b>4</b>	<b>166</b>	<b>41.5</b>	<b>41.5</b>	<b>0</b>	<b>3</b>	<b>50</b>	<b>0</b>

**BRETT KERN'S NFL STATISTICS****REGULAR SEASON**

Year	Team	GP	No.	PUNTING								
				Yds	Avg	Ret	Yds	TB	In	Lg	Blk	Net
2008	Denver	16	46	2,150	46.7	28	330	4	13	64	0	37.8
2009	Denver/Tennessee	16	64	2,910	45.5	27	249	10	27	67	0	38.5
2010	Tennessee	16	77	3,302	42.9	35	214	4	24	68	0	39.1
2011	Tennessee	16	86	3,747	43.6	36	221	7	31	64	0	39.4
2012	Tennessee	16	81	3,855	47.6	39	405	5	30	71	2	40.4
2013	Tennessee	16	78	3,386	43.4	35	210	2	32	63	1	39.7
2014	Tennessee	16	88	4,118	46.8	43	350	7	28	79	1	40.8
2015	Tennessee	16	88	4,175	47.4	47	605	1	34	61	0	40.3
2016	Tennessee	16	77	3,402	44.2	36	347	4	32	71	0	38.6
2017	Tennessee	16	75	3,728	49.7	40	286	5	28	74	0	44.6
2018	Tennessee	16	74	3,483	47.1	33	296	3	39	62	1	41.7
2019	Tennessee	16	78	3,672	47.1	30	269	2	37	70	0	43.1
2020	Tennessee	13	37	1,695	45.8	13	100	3	22	66	0	41.5
2021	Tennessee	14	47	2,105	44.8	18	185	1	18	59	0	40.4
<b>NFL Totals</b>		<b>219</b>	<b>996</b>	<b>45,728</b>	<b>45.9</b>	<b>460</b>	<b>4,067</b>	<b>58</b>	<b>395</b>	<b>79</b>	<b>5</b>	<b>40.5</b>

**PLAYOFFS**

Year	Team	GP	No.	PUNTING								
				Yds	Avg	Ret	Yds	TB	In	Lg	Blk	Net
2017	Tennessee	2	10	447	44.7	5	35	0	4	62	0	41.2
2019	Tennessee	3	15	729	48.6	3	30	4	6	63	0	41.3
2020	Tennessee	1	5	228	45.6	0	0	0	4	53	0	45.6
2021	Tennessee	1	4	166	41.5	0	0	0	3	50	0	41.5
<b>NFL Totals</b>		<b>7</b>	<b>34</b>	<b>1570</b>	<b>46.2</b>	<b>8</b>	<b>65</b>	<b>4</b>	<b>17</b>	<b>63</b>	<b>0</b>	<b>41.9</b>

**Single-Game Highs**

Punts - 10 (Twice, last at Miami 10/8/17)  
 Yards - 549 at Miami (10/8/17)  
 Gross Avg. - 60.5 vs. Pittsburgh (10/25/20)  
 Net Avg. - 50.2 at Miami (10/8/17)  
 Long Punt - 79 vs. Indianapolis (12/28/14)  
 In20 - 8 at Denver (10/13/19)

**Additional Statistics**

Rushing - 1 rush for 21 yards vs. Denver (9/25/11); 1 for 0 yards vs. Tampa Bay (10/27/19)  
 Pass Attempts - 1 for 1 for 11 yards vs. L.A. Chargers (10/20/19); 0 for 1 vs. Houston (12/15/19)  
 Tackles - 1 (2012), 1 (2018)

**Playoff Single-Game Highs**

Punts - 7 at New England (1/13/18)  
 Yards - 316 at New England (1/13/18)  
 Gross Avg. - 52.5 at Baltimore (1/11/20)  
 Net Avg. - 45.6 vs. Baltimore (1/10/21)  
 Long Punt - 63 at Baltimore (1/11/20)  
 In20 - 4 (Twice, last vs. Baltimore 1/10/21)

**Additional Playoff Statistics**

Pass Attempts - 1 for 1 for 28 yards at Kansas City (1/19/20); 0 for 1 vs. Pittsburgh (10/25/20)



# 12 MASON KINSEY

**WIDE RECEIVER • 5'10" • 198 LBS • COLLEGE: BERRY COLLEGE**  
**ACQUIRED: FREE AGENT - 2021 • NFL EXPERIENCE (NFL/TITANS): 1/1**  
**HOMETOWN: DEMOREST, GA.**  
**GAMES PLAYED/GAMES STARTED: 1/0 (PLAYOFFS: 0/0)**



**PRO:** The Titans brought back Mason Kinsey during the 2021 offseason to add depth to the receiving corps and return experience. The 5-foot-10-inch, 198-pounder has appeared in one contest as a reserve at punt returner. Kinsey originally signed with the Titans as a rookie free agent following the 2020 NFL Draft but was waived following training camp. The Demorest, Ga., native has also spent time on the New England Patriots' practice squad. Kinsey appeared in 43 games with 35 starts over four seasons at Berry College (2016-19), and totaled 203 receptions for 3,343 yards and 50 touchdowns, all of which rank first in program history.

#### CAREER HIGHLIGHTS:

- In 2021, Kinsey made his NFL debut as a reserve at punt returner.

#### TITANS TIDBITS:

- At Berry College, Kinsey's career receptions (203), receiving yardage (3,343) and receiving touchdowns (50) all rank first in school history, and his career receiving yardage and touchdowns set Southern Athletic Association records.

#### CAREER TRANSACTIONS:

- The Demorest, Ga., native originally signed with the Titans as a rookie free agent following the 2020 NFL Draft.
- Waived by the Titans on Sept. 5, 2020.
- Signed by the New England Patriots to the team's practice squad on Sept. 8, 2020.
- Waived by the Patriots on Oct. 1, 2020.
- Signed by the Patriots to the team's practice squad on Oct. 19, 2020.
- Waived by the Patriots on Nov. 18, 2020.
- Signed by the Titans on Jan. 21, 2021.
- Waived by the Titans on Aug. 31, 2021 and signed to the team's practice squad a day later.
- Activated from the practice squad to the active roster standard elevation on Oct. 23, 2021.

#### SEASON RECAPS:

**2021 (1/0, 0/0 - Tennessee):** Saw action as a reserve in one contest. Spent the remaining 16 regular season games and the postseason contest on the team's practice squad. Made his NFL debut against Kansas City (10/24/21).

- Against Kansas City (10/24), saw action in his first NFL contest as a reserve at punt returner and registered a fair catch.

**2020 (0/0 - New England):** Spent a portion of the season on the Patriots' practice squad.

#### COLLEGE:

- Appeared in 43 games with 35 starts over four seasons at Berry College (2016-19). Totaled 203 receptions for 3,343 yards and 50 touchdowns, all of which rank first in program history. His career receiving yardage and touchdowns set Southern Athletic Association records. Added 16 kick returns for 406 yards with one score and 17 punt returns for 181 yards.
- As a senior (2019), started all 11 games and caught 65 passes for 1,221 yards and 16 touchdowns. Returned 13 kicks for 375 yards and one touchdown and returned 17 punts for 181 yards. Earned All-SAA first team recognition.
- As a junior (2018), started all 12 games and made 52 catches for 776 yards and 16 touchdowns. Earned All-SAA first-team honors.
- As a sophomore (2017), started all 12 games and totaled 77 receptions for 1,245 yards and 17 touchdowns, all of which were career highs and school records. Averaged 103.8 yards per game. Earned All-SAA first-team recognition and All-Region honors.
- As a freshman (2016), saw action in eight games and caught nine passes for 101 yards and a score.
- Majored in communications at Berry College.

#### PERSONAL:

- Attended Habersham Central (Ga.) where he was a two-time All-Region selection and the second all-time leading receiver in school history.
- Son of Janet and Shane Kinsey.
- Follow Kinsey on Instagram @masonkinsey12 and on Twitter @masonkinsey87.
- Born Mason Shane Kinsey on Aug. 29, 1998 in Demorest, Ga.

## MASON KINSEY'S NFL STATISTICS

REGULAR SEASON		RECEIVING							RUSHING				
Year	Team	GP	GS	No	Yds	Avg	Lg	TD	Att	Yds	Avg	Lg	TD
2020	New England												
Practice Squad													
2021	Tennessee	1	0	0	0	-	0	0	0	0	-	0	0
<b>NFL Totals</b>		<b>1</b>	<b>0</b>	<b>0</b>	<b>0</b>	<b>-</b>	<b>0</b>	<b>0</b>	<b>0</b>	<b>0</b>	<b>-</b>	<b>0</b>	<b>0</b>

REGULAR SEASON		PUNT RETURNS					KICKOFF RETURNS					
Year	Team	No	FC	Yds	Avg	Lg	TD	No	Yds	Avg	Lg	TD
2020	New England											
Practice Squad												
2021	Tennessee	0	1	0	-	0	0	0	0	-	0	0
<b>NFL Totals</b>		<b>0</b>	<b>1</b>	<b>0</b>	<b>-</b>	<b>0</b>	<b>0</b>	<b>0</b>	<b>0</b>	<b>-</b>	<b>0</b>	<b>0</b>



# 58 HAROLD LANDRY III

**OUTSIDE LINEBACKER • 6'2" • 252 LBS • COLLEGE: BOSTON COLLEGE**  
**ACQUIRED: 2ND ROUND - 2018 • NFL EXPERIENCE (NFL/TITANS): 5/5**  
**HOMETOWN: SPRING LAKE, N.C.**  
**GAMES PLAYED/GAMES STARTED: 64/52 (PLAYOFFS: 5/5)**



## Pro Bowl: 2021

**PRO:** The Titans traded up to select outside linebacker Harold Landry III with the 41st overall pick in the second round of the 2018 NFL Draft. From the start of his rookie season through 2021, Landry's 31 total sacks led the Titans. Other than Jevon Kearse (38.0), Landry produced the highest sack total by a Titans/Oilers player in his first four NFL seasons since individual sacks became an official NFL statistic in 1982. The Boston College product possesses a unique ability to bend the edge as a pass rusher and use his speed, athleticism and long arms to get to the quarterback. The 6-foot-2-inch, 252-pound defender signed a multi-year contract extension during the 2022 offseason and will be a key contributor to the Titans defense for years to come.

### CAREER HIGHLIGHTS:

- In 2021, Landry was named to his first career Pro Bowl after ranking 10th in the NFL and leading the team with career-high 12 sacks. He also led the team with 14 tackles for loss and ranked second on the squad with a career-best 49 quarterback pressures.
- In 2021, Landry posted eight consecutive game with at least a half sack, the longest such streak of his career, joining Jevon Kearse (12 consecutive games from 1999 to 2000) as the franchise's only players to accomplish the feat since individual sacks became an official statistic in 1982.
- In 2020, Landry recorded 16 starts for the second consecutive season. He led the team with 5.5 sacks, a career-high 32 quarterback pressures and a career-high 10 tackles for loss.
- In 2019, Landry started all 16 games and led the team with a career-high nine sacks. He started all three postseason games in 2019 and tallied a team-best eight quarterback pressures.
- In 2018, made his NFL debut and appeared in 15 games on the season. His 4.5 sacks tied for third on the team and his 18 quarterback pressures tied for second.

### TITANS TIDBITS:

- Landry could have entered the NFL Draft following his 16.5-sack junior season at Boston College. However, he chose to stay in school and received his degree in communications in December 2017.
- Landry enjoys traveling. One of his favorite getaways is Destin, Fla.
- He and his son, Greyson, share the same June 5 birthday.
- Landry's 26 career sacks at Boston College were exceeded in school history by only Mathias Kiwanuka (37.5 from 2002-05).
- In 2016, he set a Boston College record and led the nation with 16.5 sacks. His seven forced fumbles also ranked first nationally.

### CAREER TRANSACTIONS:

- The Spring Lake, N.C., native was selected by the Titans in the second round (41st overall) of the 2018 NFL Draft.

### SEASON RECAPS:

**2021 (17/17, 1/1):** Named to his first career Pro Bowl. Started all 17 games at outside linebacker and ranked 10th in the NFL and led the team with career-high 12 sacks. Led the team with 14 tackles for loss. Ranked second on the squad with a career-best 49 quarterback pressures and tied for second on the club with 75 tackles. Added a forced fumble. Started the postseason contest and registered six tackles, including 1.5 sacks, five quarterback pressures and a stop for loss. Led the team in tackles twice in 2021 (at SEA, at NYJ). Led or tied for the team lead in sacks seven times in 2021 (vs. ARI, at NYJ, at JAX, vs. BUF, at IND, vs. JAX, vs. MIA). Led or tied for the team lead in quarterback pressures five times in 2021 (vs. ARI, vs. IND, at NYJ, vs. MIA, vs. CIN).

- Against Arizona (9/12), started at outside linebacker and collected three tackles, including a sack and team-best five quarterback pressures. Chased down Kyler Murray for a two-yard sack in the first quarter.
- At Seattle (9/19), started at outside linebacker and led the team with seven tackles to go along with a quarterback pressure.
- Against Indianapolis (9/26), started at outside linebacker in his 50th career game and tallied four tackles, including a half sack and a career-high and team-best 12 quarterback pressures. Combined with Ola Adeniyi to sack Carson Wentz for a 10-yard loss on third-and-10 late in the third quarter.
- At N.Y. Jets (10/3), started at outside linebacker and led the team with seven tackles, including a sack, a team-best five quarterback pressures and two more tackles for loss. Stuffed Michael Carter for a four-yard loss on a short pass in the first quarter. Shot through the line and stonewalled Carter for a two-yard loss on a rush off right guard in the second quarter. Halted a Jets' drive by sacking Zach Wilson for an eight-yard loss on third-and-six late in the second quarter.
- At Jacksonville (10/10), started at outside linebacker and compiled seven tackles, including a team-high two sacks with three quarterback pressures. Stuffed James Robinson for no gain on a third-and-goal rush from the one-yard line in the second quarter. Dropped Trevor Lawrence for a four-yard sack just before halftime. Ended a Jaguars' drive by sacking Lawrence for a 13-yard loss on third-and-one in the third quarter.
- Against Buffalo (10/18), tied career-highs with eight tackles and two sacks, to go along with another stop for loss and two quarterback pressures. Became Tennessee's first player since Kyle Vanden Bosch in 2005 with two or more sacks in consecutive games. Halted a Bills' drive by sacking Josh Allen for an eight-yard loss on third-and-10 in the first quarter. Dropped Allen for a three-yard sack in the second stanza. Teamed with Naquan Jones to stuff Josh Allen for no gain on a rush up the middle in the third quarter.
- Against Kansas City (10/24), started at outside linebacker and collected a sack for the fourth straight contest. Registered three quarterback pressures. Dropped Patrick Mahomes for an eight-yard sack in the fourth quarter. With 7.5 sacks, he tied William Fuller (1991) and Kyle Vanden Bosch (2005) for most sacks by a Titans player through a season's first seven games since individual sacks became an official statistic in 1982.
- At Indianapolis (10/31), started at outside linebacker and posted five tackles, including a sack in his fifth consecutive contest. Added four quarterback pressures and a forced fumble. Ended a Colts' drive by sacking Carson Wentz for a seven-yard loss on third-and-six in the second quarter. His 8.5 sacks in 2021 are the most by a Titans/Oiler player in the first eight games of a season since individual sacks became an official statistic in 1982. Tracked down a scrambling Carson Wentz and forced a fumble that was recovered by the Colts late in the second quarter.
- At L.A. Rams (11/7), tallied five tackles, including a half sack and four quarterback pressures. Teamed with Denico Autry to sack Matthew Stafford for a six-yard loss on third-and-six late in the third quarter.
- Against New Orleans (11/14), collected five tackles, including a sack and a quarterback pressure. Sacked Trevor Siemian for a three-yard loss late in the second quarter. Registered his eighth consecutive game with at least a half sack, which extended the longest such streak of his career, joining Jevon Kearse (12 consecutive games from 1999 to 2000) as the franchise's only players to accomplish the feat since individual sacks became an official statistic in 1982.
- Against Jacksonville (12/12), posted three tackles, including a sack and two quarterback pressures in the shutout victory. Halted the Jaguars' opening drive by dropping Trevor Lawrence for an eight-yard sack on third-and-11 in the first quarter. With 11 sacks in 2021, became the first Titans



player with 11 sacks in a season since Jason Babin had 12.5 sacks in his 2010 Pro Bowl campaign.

- Against Miami (1/2), notched three tackles, a sack and tied for the team lead with two quarterback pressures. Combined with Zach Cunningham to stuff Phillip Lindsay for no gain on a rush up the middle in the first stanza. Forced a long field goal attempt that was no good by dropping Tua Tagovailoa for an eight-yard sack in the third quarter.
- Against Cincinnati (1/22), started at outside linebacker and posted six tackles, including 1.5 sacks and a team-high-tying five quarterback pressures. With 4.5 career postseason sacks in five games, he became the organization's first player with at least four career postseason sacks since individual sacks became an official statistic in 1982. Sacked Joe Burrow for an eight-yard loss in the first quarter. Teamed with Kyle Peko to sack Burrow for a seven-yard loss in the fourth quarter.

**2020 (16/16, 1/1):** Started all 16 games at outside linebacker and led the team with 5.5 sacks, 32 quarterback pressures and 10 tackles for loss. Notched 69 tackles, an interception and five passes defended. Started the postseason contest at outside linebacker and led the team with 10 tackles, including a team-high two sacks and four quarterback pressures. Led or tied for the team lead in sacks six times in 2020 (vs. BUF, vs. CHI, at BAL, at IND, at HOU, vs. BAL). Led or tied for the team lead in quarterback pressures 11 times in 2020 (at DEN, vs. JAX, vs. BUF, vs. CHI, at BAL, at IND, vs. CLE, at JAX, vs. DET, at HOU, vs. BAL). Led the team in tackles once in 2020 (vs. BAL). Tied for the team lead in passes defended twice in 2020 (vs. JAX, at CIN).

- At Denver (9/14), started at outside linebacker and collected four tackles, including a stop for loss and a team-best three quarterback pressures. Stopped Jerry Jeudy for a two-yard loss on a short pass in the fourth quarter.
- Against Jacksonville (9/20), started at outside linebacker and posted five tackles, an interception, three quarterback pressures and two passes defended. Came off the edge and deflected a pass intended for Collin Johnson in the second quarter. Sealed the victory by intercepting a Gardner Minshew II pass that was deflected by Jeffrey Simmons with 47 seconds remaining in the game.
- Against Buffalo (10/13), started at outside linebacker and tallied three tackles, including a sack. Dipped through the middle and dropped Josh Allen for a 10-yard sack in the second quarter.
- Against Houston (10/18), started at outside linebacker and produced six tackles, including a half sack, a stop for loss and two quarterback pressures. Combined with DaQuan Jones to drop Deshaun Watson for a three-yard sack early in the first quarter. Shot through the line and dropped Duke Johnson for a two-yard loss on a rush up the middle early in the second quarter.
- Against Chicago (11/8), started at outside linebacker and tallied four tackles, including a sack, a team-best four quarterback pressures and a pass defended. Sacked Nick Foles for a nine-yard loss in the third quarter. Drew an intentional grounding call with a pass rush on Foles in the third quarter. Broke up a third-and-four pass intended for Darnell Mooney in the final quarter.
- Against Indianapolis (11/12), started at outside linebacker and collected five tackles, including a stop for loss. Stuffed Jonathan Taylor for no gain on a rush up the middle in the first stanza. Dropped Jordan Wilkins for a two-yard loss on a rush off right tackle in the fourth quarter.
- At Baltimore (11/22), started at outside linebacker and totaled seven tackles, including a sack and a quarterback pressure. Combined with Rashaan Evans to stuff Lamar Jackson for no gain on a rush early in the fourth quarter. Dropped Jackson for a nine-yard sack on the second play from scrimmage in overtime to help force a three-and-out, which preceded the Titans' game-winning drive.
- At Indianapolis (11/29), started at outside linebacker and recorded a sack and two quarterback pressures. Dropped Jacoby Brissett for a nine-yard sack late in the fourth quarter.
- At Green Bay (12/27), started at outside linebacker and tied a career-high with eight tackles, including a stop for loss. Stuffed Aaron Jones for a one-yard loss on a rush off right end in the third quarter.
- At Houston (1/3), started at outside linebacker and notched four tackles, including a sack and a team-best five quarterback pressures in the Titans' division-clinching victory. Forced the Texans to settle for a field goal by dropping Deshaun Watson for a seven-yard sack on third-and-10 in the second quarter.
- Against Baltimore (1/10), started at outside linebacker and led the team with 10 tackles, including a team-high two sacks and four quarterback pressures. His two sacks tied the franchise postseason record, as he

became the fourth player in team annals to achieve the feat. Teamed with David Long Jr. to stop J.K. Dobbins for no gain on a rush off left tackle early in the second quarter. Sacked Lamar Jackson during the Ravens final drive of the first half. Dropped Jackson for a two-yard loss on a third-and-three rush up the middle in the third quarter. Sacked Jackson for no gain in the final stanza.

- 2019 (16/16, 3/3):** Started all 16 games at outside linebacker and led the team with a career-high nine sacks. Ranked second on the squad with a career-best 28 quarterback pressures. Also notched a career-high 81 tackles, four stops for loss, an interception, a forced fumble and two fumble recoveries. Started all three postseason contests and recorded eight tackles, a sack, a team-best eight quarterback pressures, a stop for loss and a pass defended. Led or tied for the team lead in sacks eight times in 2019 (vs. IND, at ATL, vs. BUF, vs. TB, at CAR, vs. KC, vs. JAX, at IND). Led or tied for the team lead in quarterback pressures nine times in 2019 (vs. LAC, at CAR, vs. KC, vs. JAX, at IND, vs. HOU, at NE, at BAL, at KC).
- Against Indianapolis (9/15), started at outside linebacker and tallied six tackles, including a sack, a tackle for loss and a fumble recovery. Recovered a Jacoby Brissett fumble midway through the third quarter. Dropped Marlon Mack for no gain on a rush off left end in the final quarter. Ended a Colts' drive by sacking Brissett on third-and-five in the fourth quarter. Stonewalled Mack for a three-yard loss on a rush off left guard in the fourth stanza.
  - At Atlanta (9/29), started at outside linebacker and registered five tackles, including a team-best and career-high two sacks. Sacked Matt Ryan for a six-yard loss in the third quarter. Ended a Falcons' drive by dropping Ryan for a nine-yard sack on fourth-and-one in the third stanza.
  - Against Buffalo (10/6), started at outside linebacker and notched seven tackles, including a sack, a stop for loss and a quarterback pressure. Ended a Bills' drive by coming off the edge and sacking Josh Allen for a six-yard loss on third-and-four early in the third quarter. Teamed with Reggie Gilbert to stuff Frank Gore for a one-yard loss on a rush off left end late in the fourth quarter.
  - Against L.A. Chargers (10/20), started at outside linebacker and posted three tackles, while tying for the team lead with four quarterback pressures. Teamed with Jeffery Simmons to stonewall Melvin Gordon for a one-yard loss on a rush off right tackle in the opening quarter.
  - Against Tampa Bay (10/27), started at outside linebacker and tallied five tackles, including a sack, a forced fumble and a fumble recovery. Combined with Kevin Byard to stuff Ronald Jones for a two-yard loss on a rush up the middle in the first quarter. Came off the edge and sacked Jameis Winston while forcing a fumble that he recovered at the Buccaneers' 36-yard line in the final stanza.
  - At Carolina (11/3), started at outside linebacker and produced seven tackles, a sack, an interception, two quarterback pressures and a stop for loss. Collected his first career interception by picking off a Kyle Allen pass that was initially tipped by Kenny Vaccaro on third-and-nine in the opening stanza. Dropped Kyle Allen for an eight-yard sack early in the second quarter. Stonewalled Kyle Allen for a two-yard loss on a bootleg run late in the game.
  - Against Kansas City (11/10), started at outside linebacker and registered three tackles, including a sack and a team-high three quarterback pressures. Registered a sack in his third consecutive game. Came off the edge and sacked Patrick Mahomes for an eight-yard loss late in the second quarter.
  - Against Jacksonville (11/24), started at outside linebacker and notched eight tackles, including a sack and a team-high three quarterback pressures. Knocked the Jaguars out of field goal range by dropping Nick Foles for an eight-yard sack on third-and-15 in the opening stanza. Recorded his fourth consecutive game with at least one sack.
  - At Indianapolis (12/1), started at outside linebacker and posted seven tackles, a sack and a team-best four quarterback pressures. Combined with Austin Johnson to stuff Jonathan Williams for a two-yard loss on a rush off right end late in the first quarter. Dropped Jacoby Brissett for a two-yard sack early in the third quarter. Extended his streak of consecutive games with a sack to five. Stonewalled Jordan Wilkins for no gain on a rush off left end late in the third quarter.
  - At Oakland (12/8), started at outside linebacker and amassed five tackles and two quarterback pressures. Dropped Jalen Richard for no gain on a rush off left tackle in the second stanza.
  - At Houston (12/29), started at outside linebacker and recorded three tackles and two quarterback pressures. Teamed with Kenny Vaccaro to stuff Taiwan Jones for no gain on a rush off right end in the third quarter.
  - At New England (1/4), started at outside linebacker in his postseason

debut and posted a tackle, a pass defended and a team-high three quarterback pressures. Halted a Patriots' drive by stuffing Elandon Roberts for no gain on a third-and-one rush in the second stanza. Broke up a pass intended for Mohamed Sanu Jr. late in the third quarter.

- At Baltimore (1/11), started at outside linebacker and recorded five tackles, including a sack, a stop for loss and three quarterback pressures. Ended a Ravens' drive by stuffing Lamar Jackson for no gain on a fourth-and-one quarterback sneak in the third quarter. Sacked Lamar Jackson for a one-yard loss on a scramble play late in the fourth quarter.

**2018 (15/3):** Played in 15 games (inactive at Miami 9/9) with three starts at outside linebacker as a rookie. Tied for third on the team with 4.5 sacks and tied for second on the squad with 18 quarterback pressures. Collected 46 tackles, two stops for loss, two passes defended and a forced fumble. Notched four special teams tackles on coverage units. Was inactive for the regular season opener. Led or tied for the team lead in sacks four times in 2018 (vs. PHI, at DAL, vs. WAS, vs. IND). Led or tied for the team lead in quarterback pressures three times in 2018 (at IND, at NYG, vs. IND). Tied for the team lead in special teams tackles once in 2018 (at BUF). Saw action in his first career NFL game against Houston (9/16/18). Registered his first career sack against Philadelphia (9/30/18). Made his first career start at N.Y. Giants (12/16/18).

- Against Houston (9/16), made his NFL debut as a reserve at outside linebacker and tallied a tackle and two quarterback pressures.

- At Jacksonville (9/23), played as a reserve at outside linebacker and posted three tackles and a quarterback pressure. Halted a Jaguars' drive by stonewalling T.J. Yeldon for no gain on a short pass on third-and-10 late in the second quarter.

- Against Philadelphia (9/30), played as a reserve at outside linebacker and notched four tackles, including a sack, a stop for loss, a forced fumble and a quarterback pressure. Dropped Jay Ajayi for a two-yard loss on a short pass in the first quarter. Came off the edge and strip-sacked Carson Wentz and the fumble was recovered by Derrick Morgan at the Eagles' 35-yard line early in the fourth quarter.

- At Dallas (11/5), played as a reserve at outside linebacker and posted four tackles, including a sack, a stop for loss and a quarterback pressure. Stuffed Ezekiel Elliott for a two-yard loss on a rush off left tackle in the first stanza. Halted a Cowboys' drive by dropping Dak Prescott for an eight-yard sack in the fourth quarter.

- At Houston (11/26), saw action as a reserve at outside linebacker and recorded a career-best six tackles, including a half sack. Teamed with Bennie Logan to drop Alfred Blue for a two-yard loss on a rush off right tackle late in the third quarter. Ended a Texans' drive by combining with Brian Orakpo to sack Deshaun Watson for an eight-yard loss on third-and-three late in the third quarter.

- Against N.Y. Jets (12/2), played as a reserve at outside linebacker and tied a career-high with six tackles.

- At N.Y. Giants (12/16), made his first career NFL start at outside linebacker and posted two tackles and a team-best nine quarterback pressures in the Titans' first shutout win since 2000. Stuffed Saquon Barkley for no gain on a rush up the middle in the second quarter.

- Against Washington (12/22), started at outside linebacker and totaled five tackles, including a sack. Came off the edge and dropped Josh Johnson for a 10-yard sack on third-and-nine in the fourth quarter.

- Against Indianapolis (12/30), started at outside linebacker and registered four tackles, including a sack and a quarterback pressure. Halted a Colts' drive by coming off the edge and dropping Andrew Luck for a seven-yard sack on third-and-three early in the fourth quarter.

#### COLLEGE:

- In 46 career games playing defensive end for Boston College, he totaled 160 tackles, 26 sacks, 47.5 tackles for loss, seven passes defended, 10 forced fumbles, one fumble recovery and one interception. His sack total and tackles for loss total ranked second in Eagles history.

- As a senior (2017), played and started eight games before a season-

ending ankle injury ended his year. Finished second on the team with five sacks and totaled 38 tackles, 8.5 tackles for loss and two passes defended. Named third-team All-ACC and SBNation honorable mention All-American.

- As a junior (2016), played in all 13 games and recorded 12 starts. Set the school's single-season record with 16.5 sacks, which led the nation. Recorded seven forced fumbles, which also led the country, while his 22 tackles for loss ranked fifth nationally and ranked second all-time for the Eagles. His numerous honors included Walter Camp second-team All-American, AP second-team All-American, Phil Steele fourth-team All-American, second-team All-ACC (Atlantic Coast Sports Media Association and head coaches), AP and Phil Steele first-team All-ACC, the Division I Gold Helmet of the Year and the George "Bulger" Lowe awards.

- As a sophomore (2015), appeared in all 12 games with 11 starts, including the final nine games of the season. Recorded 60 tackles, 15.5 tackles for a loss, 4.5 sacks, three forced fumbles and one fumble recovery. Earned honorable mention All-ACC honors from the league's coaches. He was a member of a defense that was ranked first nationally in total defense (254.3 yards per game). In the ACC, tied for fourth in forced fumbles and tied for eighth in tackles for loss.

- As a freshman (2014), appeared in all 13 games and recorded 11 tackles and 1.5 tackles for a loss.

- Graduated from Boston College with a degree in communications in December 2017.

#### PERSONAL:

- He and his wife, Danielle, have two sons, Greyson and Ollie.

- At Pine Forest (Fayetteville, N.C.) High School, earned Semper Fi All-America honors as a senior in 2013. Also garnered Associated Press All-State and first-team All-Conference honors in 2013. Ranked seventh among all high school players in North Carolina by Rivals.com. Named the 2013 Mid-South Defensive Player of the Year. Finished the 2013 campaign with 96 tackles (78 solo), 15 tackles for a loss and 17 sacks.

- Tallied second-team All-Conference honors in 2012.

- List of favorites: (TV show) "Suits"; (movie) "Transformers"; (musicians) 21 Savage and Drake; (song on his pregame playlist) "Dreams and Nightmares" by Meek Mill; (meal) Honeycomb cereal; (dessert) vanilla ice cream; and (throwback jersey) Dwyane Wade's Marquette jersey.

- He is the son of Doreen and Harold Landry.

- Follow Landry on Twitter and Instagram at @haroldlandry.

- Born Harold Antonio Landry III on June 5, 1996 in Spring Lake, N.C.

# HAROLD LANDRY III'S GAME-BY-GAME

## 2018 Tennessee Titans

Date	Opp	W/L	P/S	Tot Solo Asst	Sk - Yds	QBP	TFL	Int - Yds -TD	PD	FF	FR - Yds	SpT
Sept 9	@ Mia	L	IA									
Sept 16	Hou	W	p	1 0 1	0.0 0.0	2	0 0	0 0 0 0 0 0	0	0	0	0
Sept 23	@ Jax	W	p	3 2 1	0.0 0.0	1	0 0	0 0 0 0 0 0	0	0	0	0
Sept 30	Phi	W	p	4 3 1	1.0 5.0	1	1 0	0 0 0 0 1 0	0	0	0	0
Oct 7	@ Buf	L	p	2 1 1	0.0 0.0	1	0 0	0 0 0 0 0 0	0	0	0	1
Oct 14	Bal	L	p	2 1 1	0.0 0.0	0	0 0	0 0 0 1 0 0	0	0	0	0
Oct 21	@ LAC	L	p	2 0 2	0.0 0.0	0	0 0	0 0 0 0 0 0	0	0	0	1
Nov 5	@ Dal	W	p	4 2 2	1.0 8.0	1	1 0	0 0 0 0 0 0	0	0	0	0
Nov 11	NE	W	p	2 1 1	0.0 0.0	1	0 0	0 0 0 0 0 0	0	0	0	0
Nov 18	@ Ind	L	p	3 2 1	0.0 0.0	1	0 0	0 0 0 0 0 0	0	0	0	1
Nov 26	@ Hou	L	p	6 4 2	0.5 4.0	0	0 0	0 0 0 0 0 0	0	0	0	0
Dec 2	NYJ	W	p	6 3 3	0.0 0.0	0	0 0	0 0 0 0 0 0	0	0	0	0
Dec 6	Jax	W	p	0 0 0	0.0 0.0	0	0 0	0 0 1 0 0 0	0	0	0	1
Dec 16	@ NYG	W	S	2 1 1	0.0 0.0	9	0 0	0 0 0 0 0 0	0	0	0	0
Dec 22	Was	W	S	5 3 2	1.0 10.0	0	0 0	0 0 0 0 0 0	0	0	0	0
Dec 30	Ind	L	S	4 3 1	1.0 7.0	1	0 0	0 0 0 0 0 0	0	0	0	0
<b>Totals</b>			<b>9-7 15/3</b>	<b>46 26 20</b>	<b>4.5 34.0</b>	<b>18</b>	<b>2 0</b>	<b>0 0 2 1 0 0</b>	<b>4</b>			

## 2019 Tennessee Titans

Date	Opp	W/L	P/S	Tot Solo Asst	Sk - Yds	QBP	TFL	Int - Yds -TD	PD	FF	FR - Yds	SpT
Sept 8	@ Cle	W	S	5 3 2	0.0 0.0	1	0 0	0 0 0 0 0 0	0	0	0	0
Sept 15	Ind	L	S	6 4 2	1.0 0.0	1	1 0	0 0 0 0 1 0	0	0	0	0
Sept 19	@ Jax	L	S	4 2 2	0.0 0.0	0	1 0	0 0 0 0 0 0	0	0	0	0
Sept 29	@ Atl	W	S	5 3 2	2.0 15.0	0	0 0	0 0 0 0 0 0	0	0	0	0
Oct 6	Buf	L	S	7 6 1	1.0 6.0	1	1 0	0 0 0 0 0 0	0	0	0	0
Oct 13	@ Den	L	S	7 6 1	0.0 0.0	1	0 0	0 0 0 0 0 0	0	0	0	0
Oct 20	LAC	W	S	3 2 1	0.0 0.0	4	0 0	0 0 0 0 0 0	0	0	0	0
Oct 27	TB	W	S	5 4 1	1.0 6.0	0	0 0	0 0 0 0 1 1	0	0	0	0
Nov 3	@ Car	L	S	7 6 1	1.0 8.0	2	1 1	0 0 1 0 0 0	0	0	0	0
Nov 10	KC	W	S	3 2 1	1.0 8.0	3	0 0	0 0 0 0 0 0	0	0	0	0
Nov 24	Jax	W	S	8 6 2	1.0 8.0	3	0 0	0 0 0 0 0 0	0	0	0	0
Dec 1	@ Ind	W	S	7 3 4	1.0 2.0	4	0 0	0 0 0 0 0 0	0	0	0	0
Dec 8	@ Oak	W	S	5 4 1	0.0 0.0	2	0 0	0 0 0 0 0 0	0	0	0	0
Dec 15	Hou	L	S	4 3 1	0.0 0.0	3	0 0	0 0 0 0 0 0	0	0	0	0
Dec 22	NO	L	S	2 1 1	0.0 0.0	1	0 0	0 0 0 0 0 0	0	0	0	0
Dec 29	@ Hou	W	S	3 1 2	0.0 0.0	2	0 0	0 0 0 0 0 0	0	0	0	0
<b>Totals</b>			<b>9-7 16/16</b>	<b>81 56 25</b>	<b>9.0 53.0</b>	<b>28</b>	<b>4 1</b>	<b>0 0 1 1 2 0</b>	<b>0</b>			
<b>Playoffs</b>												
Jan 4	@ NE	W	S	1 1 0	0.0 0.0	3	0 0	0 0 0 0 1 0	0	0	0	0
Jan 11	@ Bal	W	S	5 4 1	1.0 1.0	3	1 0	0 0 0 0 0 0	0	0	0	0
Jan 19	@ KC	L	S	2 1 1	0.0 0.0	2	0 0	0 0 0 0 0 0	0	0	0	0
<b>Totals</b>			<b>2-1 3/3</b>	<b>8 6 2</b>	<b>1.0 1.0</b>	<b>8</b>	<b>1 0</b>	<b>0 0 1 0 0 0</b>	<b>0</b>			

## 2020 Tennessee Titans

Date	Opp	W/L	P/S	Tot Solo Asst	Sk - Yds	QBP	TFL	Int - Yds -TD	PD	FF	FR - Yds	SpT
Sept 14	@ Den	W	S	4 4 0	0.0 0.0	3	1 0	0 0 0 0 0 0	0	0	0	0
Sept 20	Jax	W	S	5 2 3	0.0 0.0	3	0 1	0 0 0 2 0 0	0	0	0	0
Sept 27	@ Min	W	S	5 3 2	0.0 0.0	3	0 0	0 0 0 0 1 0	0	0	0	0
Oct 13	Buf	W	S	3 3 0	1.0 10.0	1	1 0	0 0 0 0 0 0	0	0	0	0
Oct 18	Hou	W	S	6 5 1	0.5 1.5	2	1 0	0 0 0 0 0 0	0	0	0	0
Oct 25	Pit	L	S	3 3 0	0.0 0.0	1	1 0	0 0 0 0 0 0	0	0	0	0
Nov 1	@ Cin	L	S	5 3 2	0.0 0.0	0	0 0	0 0 0 0 1 0	0	0	0	0
Nov 8	Chi	W	S	4 3 1	1.0 9.0	4	1 0	0 0 0 1 0 0	0	0	0	0
Nov 12	Ind	L	S	5 4 1	0.0 0.0	0	1 0	0 0 0 0 0 0	0	0	0	0
Nov 22	@ Bal	W	S	7 4 3	1.0 9.0	1	1 0	0 0 0 0 0 0	0	0	0	0
Nov 29	@ Ind	W	S	1 1 0	1.0 9.0	2	1 0	0 0 0 0 0 0	0	0	0	0
Dec 6	Cle	L	S	3 2 1	0.0 0.0	1	0 0	0 0 0 0 0 0	0	0	0	0
Dec 13	@ Jax	W	S	2 2 0	0.0 0.0	3	0 0	0 0 0 0 0 0	0	0	0	0
Dec 20	Det	W	S	4 1 3	0.0 0.0	3	0 0	0 0 0 0 0 0	0	0	0	0
Dec 27	@ GB	L	S	8 3 5	0.0 0.0	0	1 0	0 0 0 0 0 0	0	0	0	0
Jan 3	@ Hou	W	S	4 3 1	1.0 7.0	5	1 0	0 0 0 0 0 0	0	0	0	0
<b>Totals</b>			<b>11-5 16/16</b>	<b>69 46 23</b>	<b>5.5 45.5</b>	<b>32</b>	<b>10 1</b>	<b>0 0 5 0 0 0</b>	<b>0</b>			
<b>Playoffs</b>												
Jan 10	Bal	L	S	10 8 2	2.0 0.0	4	1 0	0 0 0 0 0 0	0	0	0	0
<b>Totals</b>			<b>0-1 1/1</b>	<b>10 8 2</b>	<b>2.0 0.0</b>	<b>4</b>	<b>1 0</b>	<b>0 0 0 0 0 0</b>	<b>0</b>			
<b>2021 Tennessee Titans</b>												
Date	Opp	W/L	P/S	Tot Solo Asst	Sk - Yds	QBP	TFL	Int - Yds -TD	PD	FF	FR - Yds	SpT
Sept 12	Ari	L	S	3 3 0	1.0 2.0	5	1 0	0 0 0 0 0 0	0	0	0	0
Sept 19	@ Sea	W	S	7 4 3	0.0 0.0	1	0 0	0 0 0 0 0 0	0	0	0	0
Sept 26	Ind	W	S	4 1 3	0.5 5.0	12	0 0	0 0 0 0 0 0	0	0	0	0
Oct 3	@ NYJ	L	S	7 5 2	1.0 8.0	5	3 0	0 0 0 0 0 0	0	0	0	0
Oct 10	@ Jax	W	S	7 6 1	2.0 17.0	3	2 0	0 0 0 0 0 0	0	0	0	0
Oct 18	Buf	W	S	8 5 3	2.0 11.0	2	1 0	0 0 0 0 0 0	0	0	0	0
Oct 24	KC	W	S	1 1 0	1.0 8.0	3	1 0	0 0 0 0 0 0	0	0	0	0
Oct 31	@ Ind	W	S	5 4 1	1.0 7.0	4	1 0	0 0 0 0 1 0	0	0	0	0
Nov 7	@ LAR	W	S	5 3 2	0.5 3.0	4	0 0	0 0 0 0 0 0	0	0	0	0
Nov 14	NO	W	S	5 4 1	1.0 3.0	1	1 0	0 0 0 0 0 0	0	0	0	0
Nov 21	Hou	L	S	5 5 0	0.0 0.0	1	2 0	0 0 0 0 0 0	0	0	0	0
Nov 28	@ NE	L	S	3 2 1	0.0 0.0	0	0 0	0 0 0 0 0 0	0	0	0	0
Dec 12	Jax	W	S	3 2 1	1.0 8.0	2	1 0	0 0 0 0 0 0	0	0	0	0
Dec 19	@ Pit	L	S	2 2 0	0.0 0.0	1	0 0	0 0 0 0 0 0	0	0	0	0
Dec 23	SF	W	S	3 1 2	0.0 0.0	1	0 0	0 0 0 0 0 0	0	0	0	0
Jan 2	Mia	W	S	3 1 2	1.0 8.0	2	1 0	0 0 0 0 0 0	0	0	0	0
Jan 9	@ Hou	W	S	4 3 1	0.0 0.0	2	0 0	0 0 0 0 0 0	0	0	0	0
<b>Totals</b>			<b>12-5 17/17</b>	<b>75 52 23</b>	<b>12.0 80.0</b>	<b>49</b>	<b>14 0</b>	<b>0 0 0 0 1 0</b>	<b>0</b>			
<b>Playoffs</b>												
Jan 22	Cin	L	S	6 3 3	1.5 11.5	5	1 0	0 0 0 0 0 0	0	0	0	0
<b>Totals</b>			<b>0-1 1/1</b>	<b>6 3 3</b>	<b>1.5 11.5</b>	<b>5</b>	<b>1 0</b>	<b>0 0 0 0 0 0</b>	<b>0</b>			

## HAROLD LANDRY III'S NFL STATISTICS

REGULAR SEASON				TACKLES							INTERCEPTIONS					FUMBLES			
Year	Team	GP	GS	Tot	Solo	Asst	Sk	Yds	QBP	TFL	No	Yds	Lg	TD	PD	FF	FR	Yds	SpT
2018	Tennessee	15	3	46	26	20	4.5	34.0	18	2	0	0	0	0	2	1	0	0	4
2019	Tennessee	16	16	81	56	25	9.0	53.0	28	4	1	0	0	0	1	1	2	0	0
2020	Tennessee	16	16	69	46	23	5.5	45.5	32	10	1	0	0	0	5	0	0	0	0
2021	Tennessee	17	17	75	52	23	12.0	80.0	49	14	0	0	0	0	0	1	0	0	0
<b>NFL Totals</b>		<b>64</b>	<b>52</b>	<b>271</b>	<b>180</b>	<b>91</b>	<b>31.0</b>	<b>212.5</b>	<b>127</b>	<b>30</b>	<b>2</b>	<b>0</b>	<b>0</b>	<b>0</b>	<b>8</b>	<b>3</b>	<b>2</b>	<b>0</b>	<b>4</b>

PLAYOFFS				TACKLES							INTERCEPTIONS					FUMBLES			
Year	Team	GP	GS	Tot	Solo	Asst	Sk	Yds	QBP	TFL	No	Yds	Lg	TD	PD	FF	FR	Yds	SpT
2019	Tennessee	3	3	8	6	2	1.0	1.0	8	1	0	0	0	0	1	0	0	0	0
2020	Tennessee	1	1	10	8	2	2.0	0.0	4	1	0	0	0	0	0	0	0	0	0
2021	Tennessee	1	1	6	3	3	1.5	11.5	5	1	0	0	0	0	0	0	0	0	0
<b>NFL Totals</b>		<b>5</b>	<b>5</b>	<b>24</b>	<b>17</b>	<b>7</b>	<b>4.5</b>	<b>12.5</b>	<b>17</b>	<b>3</b>	<b>0</b>	<b>0</b>	<b>0</b>	<b>0</b>	<b>1</b>	<b>0</b>	<b>0</b>	<b>0</b>	<b>0</b>


### Single-Game Highs

Tackles - 8 (Three times, last vs. Buffalo 10/18/21)  
 Sacks - 2 (Three times, last vs. Buffalo 10/18/21)  
 Quarterback Pressures - 12 vs. Indianapolis (9/26/21)  
 Interceptions - 1 (Twice, last vs. Jacksonville 9/20/20)  
 Forced Fumbles - 1 (Three times, last at Indianapolis 10/31/21)  
 Fumble Recovery - 1 (Twice, last vs. Tampa Bay 10/27/19)  
 Passes Defensed - 2 vs. Jacksonville (9/20/20)

### Playoff Single-Game Highs


Tackles - 10 vs. Baltimore (1/10/21)  
 Sacks - 2 vs. Baltimore (1/10/21)  
 Quarterback Pressures - 5 vs. Cincinnati (1/22/22)  
 Passes Defensed - 1 at New England (1/4/20)





# 57 JUSTIN LAWLER

**OUTSIDE LINEBACKER • 6'4" • 265 LBS • COLLEGE: SOUTHERN METHODIST**  
**ACQUIRED: FREE AGENT - 2022**  
**NFL EXPERIENCE (NFL/TITANS): 4/1 • HOMETOWN: POTTSBORO, TEXAS**  
**GAMES PLAYED/GAMES STARTED: 19/0 (PLAYOFFS: 3/0)**



**Super Bowl: 2021**

**PRO:** The Titans signed free agent Justin Lawler during the 2022 offseason to add depth to the outside linebacking corps and special teams units. The 6-foot-4-inch, 265-pounder has appeared in 19 games over four seasons with the Los Angeles Rams (2018-21), and totaled five tackles, one tackle for loss and two special teams stops. The Pottsboro, Texas, native originally entered the NFL as a seventh-round selection (244th overall) by the Rams in the 2018 NFL Draft. Lawler appeared in 49 games over four seasons at Southern Methodist (2014-17), and finished his career tied for second in program history with 20.5 sacks.

#### CAREER HIGHLIGHTS:

- As a rookie in 2018, Lawler appeared in all 16 games and tallied four tackles, one tackle for loss, and two special teams stops. Also saw action in all three of the Rams' postseason contests including Super Bowl LIII.

#### CAREER TRANSACTIONS:

- The Pottsboro, Texas, native was selected by the Los Angeles Rams in the seventh round (244th overall) of the 2018 NFL Draft.
- Waived by the Rams on Aug. 31, 2021 and signed to the team's practice squad a day later.
- Waived by the Rams on Feb. 21, 2022.
- Signed by the Titans as a free agent on Feb. 23, 2022.

#### SEASON RECAPS:

**2021 (3/0, 0/0 - Los Angeles Rams):** Spent the entire season on the Rams' practice squad and was elevated for three games. Saw action in three games as a reserve at outside linebacker and on special teams. Recorded one tackle.

- Against Chicago (9/12), saw action as a reserve in his first contest since 2018.

**2020 (0/0, 0/0 - Los Angeles Rams):** Spent the entire season on injured reserve.

**2019 (0/0 - Los Angeles Rams):** Spent the entire season on injured reserve.

**2018 (16/0, 3/0 - Los Angeles Rams):** Played in all 16 games as a rookie and posted four tackles, one tackle for loss, and two special teams stops. Made his postseason debut and appeared in all three of the club's playoff games, including Super Bowl LIII.

- At Oakland (9/10), made his NFL debut and notched one tackle for loss.
- Against New England in Super Bowl LII (2/3/19), saw action on defense and contributed on special teams.

#### COLLEGE:

- Played in 49 games with 37 starts over four seasons at Southern Methodist (2014-17) and finished his career with 226 tackles, 39.5 tackles for loss, 20.5 sacks, three passes defensed, three forced fumbles, one fumble recovery and six blocked kicks. Tied for second on SMU's all-time list with 20.5 career sacks.

- As a senior (2017), started all 13 games and tied for the national lead with three blocked kicks. Ranked second on the squad with 74 tackles. Also tallied 15.5 tackles for loss and 9.5 sacks, finishing 13th among all active FBS players in sacks.

- As a junior (2016), started all 12 games and ranked second on the team with 65 tackles. Also tallied 15 tackles for loss, six sacks, one fumble recovery and two blocked kicks. Named first team All-American Athletic Conference.

- As a sophomore (2015), started all 12 games and led the team with 64 tackles and nine tackles for loss. Also notched five sacks, one pass defensed, one forced fumble and one blocked kick.
- As a redshirt freshman (2014), saw action in all 12 games and recorded 23 tackles. Appeared in goal line packages and caught one two-point conversion at Tulsa and one three-yard touchdown against South Florida.
- Redshirted in 2013.

#### PERSONAL:

- Attended Pottsboro (Pottsboro, Texas) High School where he recorded 124 tackles, 28 tackles for loss, 13 sacks, one forced fumble, one fumble recovery and two blocked punts on defense, and added 44 catches for 719 yards and 11 touchdowns on offense as a senior.
- Was a two-time district MVP, first-team 2A All-State, and named the All-State Defensive MVP by the Associated Press.
- Also lettered in basketball, baseball, powerlifting, and track.
- Married to Denver, and the couple has two daughters, Blakely, and Katy.
- Follow Lawler on Twitter and Instagram @lawlerjustin99.
- Born Justin Lawler on Dec. 23, 1994 in Pottsboro, Texas.

## JUSTIN LAWLER'S NFL STATISTICS

REGULAR SEASON				TACKLES							INTERCEPTIONS					FUMBLES			
Year	Team	GP	GS	Tot	Solo	Asst	Sk	Yds	QBP	TFL	No	Yds	Lg	TD	PD	FF	FR	Yds	SpT
2018	L.A. Rams	16	0	4	3	1	0.0	0.0	0	1	0	0	0	0	0	0	0	0	2
2019	L.A. Rams																		
2020	L.A. Rams																		
2021	L.A. Rams	3	0	1	0	1	0.0	0.0	0	0	0	0	0	0	0	0	0	0	0
<b>NFL Totals</b>		<b>19</b>	<b>0</b>	<b>5</b>	<b>3</b>	<b>2</b>	<b>0.0</b>	<b>0.0</b>	<b>0</b>	<b>1</b>	<b>0</b>	<b>0</b>	<b>0</b>	<b>0</b>	<b>0</b>	<b>0</b>	<b>0</b>	<b>0</b>	<b>2</b>

PLAYOFFS				TACKLES							INTERCEPTIONS					FUMBLES			
Year	Team	GP	GS	Tot	Solo	Asst	Sk	Yds	QBP	TFL	No	Yds	Lg	TD	PD	FF	FR	Yds	SpT
2018	L.A. Rams	3	0	0	0	0	0.0	0.0	0	0	0	0	0	0	0	0	0	0	0
<b>NFL Totals</b>		<b>3</b>	<b>0</b>	<b>0</b>	<b>0</b>	<b>0</b>	<b>0.0</b>	<b>0.0</b>	<b>0</b>	<b>0</b>	<b>0</b>	<b>0</b>	<b>0</b>	<b>0</b>	<b>0</b>	<b>0</b>	<b>0</b>	<b>0</b>	<b>0</b>

### Single-Game Highs

Tackles - 2 vs. San Francisco (12/30/18)

## JUSTIN LAWLER'S GAME-BY-GAME

2018 Los Angeles Rams																		
Date	Opp	W/L	P/S	Tot	Solo	Asst	Sk	- Yds	QBP	TFL	Int	- Yds	-TD	PD	FF	FR	- Yds	SpT
Sept 10	@ Oak	W	p	1	1	0	0.0	0.0	0	1	0	0	0	0	0	0	0	0
Sept 16	Ari	W	p	0	0	0	0.0	0.0	0	0	0	0	0	0	0	0	0	0
Sept 23	LAC	W	p	0	0	0	0.0	0.0	0	0	0	0	0	0	0	0	0	0
Sept 27	Min	W	p	0	0	0	0.0	0.0	0	0	0	0	0	0	0	0	0	0
Oct 7	@ Sea	W	p	0	0	0	0.0	0.0	0	0	0	0	0	0	0	0	0	0
Oct 14	@ Den	W	p	1	1	0	0.0	0.0	0	0	0	0	0	0	0	0	0	0
Oct 21	@ SF	W	p	0	0	0	0.0	0.0	0	0	0	0	0	0	0	0	0	0
Oct 28	GB	W	p	0	0	0	0.0	0.0	0	0	0	0	0	0	0	0	0	1
Nov 4	@ NO	L	p	0	0	0	0.0	0.0	0	0	0	0	0	0	0	0	0	0
Nov 11	Sea	W	p	0	0	0	0.0	0.0	0	0	0	0	0	0	0	0	0	0
Nov 19	KC	W	p	0	0	0	0.0	0.0	0	0	0	0	0	0	0	0	0	0
Dec 2	@ Det	W	p	0	0	0	0.0	0.0	0	0	0	0	0	0	0	0	0	0
Dec 9	@ Chi	L	p	0	0	0	0.0	0.0	0	0	0	0	0	0	0	0	0	0
Dec 16	Phi	L	p	0	0	0	0.0	0.0	0	0	0	0	0	0	0	0	0	1
Dec 23	@ Ari	W	p	0	0	0	0.0	0.0	0	0	0	0	0	0	0	0	0	0
Dec 30	SF	W	p	2	1	1	0.0	0.0	0	0	0	0	0	0	0	0	0	0
<b>Totals</b>	<b>13-3</b>	<b>16/0</b>		<b>4</b>	<b>3</b>	<b>1</b>	<b>0.0</b>	<b>0.0</b>	<b>0</b>	<b>1</b>	<b>0</b>	<b>0</b>	<b>0</b>	<b>0</b>	<b>0</b>	<b>0</b>	<b>0</b>	<b>2</b>

Playoffs																		
Date	Opp	W/L	P/S	Tot	Solo	Asst	Sk	- Yds	QBP	TFL	Int	- Yds	-TD	PD	FF	FR	- Yds	SpT
Jan 12	Dal	W	p	0	0	0	0.0	0.0	0	0	0	0	0	0	0	0	0	0
Jan 20	@ No	W	p	0	0	0	0.0	0.0	0	0	0	0	0	0	0	0	0	0
Feb 3	NE	L	p	0	0	0	0.0	0.0	0	0	0	0	0	0	0	0	0	0
<b>Totals</b>	<b>2-1</b>	<b>3/0</b>		<b>0</b>	<b>0</b>	<b>0</b>	<b>0.0</b>	<b>0.0</b>	<b>0</b>	<b>0</b>	<b>0</b>	<b>0</b>	<b>0</b>	<b>0</b>	<b>0</b>	<b>0</b>	<b>0</b>	<b>0</b>

2021 Los Angeles Rams																		
Date	Opp	W/L	P/S	Tot	Solo	Asst	Sk	- Yds	QBP	TFL	Int	- Yds	-TD	PD	FF	FR	- Yds	SpT
Sept 12	Chi	W	p	0	0	0	0.0	0.0	0	0	0	0	0	0	0	0	0	0
Sept 19	@ Ind	W	p	0	0	0	0.0	0.0	0	0	0	0	0	0	0	0	0	0
Oct 3	Ari	L	p	1	0	1	0.0	0.0	0	0	0	0	0	0	0	0	0	0
<b>Totals</b>	<b>2-1</b>	<b>3/0</b>		<b>1</b>	<b>0</b>	<b>1</b>	<b>0.0</b>	<b>0.0</b>	<b>0</b>	<b>0</b>	<b>0</b>	<b>0</b>	<b>0</b>	<b>0</b>	<b>0</b>	<b>0</b>	<b>0</b>	<b>0</b>



# 62 COREY LEVIN

**CENTER/GUARD • 6'4" • 307 LBS • COLLEGE: CHATTANOOGA**  
**ACQUIRED: FREE AGENT - 2021 • NFL EXPERIENCE (NFL/TITANS): 4/4**  
**HOMETOWN: DACULA, GA.**  
**GAMES PLAYED/GAMES STARTED: 28/1 (PLAYOFFS: 1/0)**



**PRO:** The Titans originally selected Corey Levin with the 34th pick of the sixth round (217th overall) of the 2017 NFL Draft. He re-joined the Titans in 2021 after being claimed off waivers from the N.Y. Jets. The 6-foot-4-inch, 307-pounder has the versatility to play along the offensive line at both guard and center. A native of Dacula, Ga., Levin has also spent time with the Denver Broncos, Chicago Bears and New England Patriots.

#### TITANS TIDBITS:

- Levin is the first member of his immediate family to graduate from college.
- A multi-sport athlete in high school, Levin also competed in baseball as a pitcher and third baseman.
- A four-year starter at Chattanooga, Levin first began playing football at age five.

#### CAREER TRANSACTIONS:

- The Dacula, Ga., native was selected by the Titans in the sixth round (217th overall) of the 2017 NFL Draft.
- Waived by the Titans on Aug. 31, 2019.
- Claimed off waivers by the Denver Broncos on Sept. 1, 2019.
- Waived by the Broncos on Sept. 14, 2019 and signed to the team's practice squad three days later.
- Signed by the Chicago Bears to their active roster from the Broncos' practice squad on Nov. 30, 2019.
- Released by the Bears on Sept. 9, 2020.
- Signed by the New England Patriots to their practice squad on Sept. 9, 2020.
- Released by the Patriots from their practice squad on Sept. 11, 2020.
- Signed by the N.Y. Jets as a free agent on April 8, 2021.
- Released by the Jets on Aug. 30, 2021.
- Claimed off waivers by the Titans on Sept. 1, 2021.
- Released by the Titans on Sept. 6, 2021 and signed to the team's practice squad two days later.
- Signed by the Titans to their active roster from the practice squad on Oct. 8, 2021.

#### SEASON RECAPS:

**2021 (12/0, 1/0 - Tennessee):** Saw action as a reserve in 12 games. Spent the first four weeks of the season on the team's practice squad. Dressed but did not play in one game. Played as a reserve in the postseason contest.

- At Jacksonville (10/10), entered the game at left guard in the third quarter after Rodger Saffold left the contest with an injury.
- Against Houston (11/21), saw limited action as a reserve on special teams and one snap as an extra tight end.
- At New England (11/28), played as a reserve at center for the final series.
- Against Cincinnati (1/22), made his postseason debut as a reserve on special teams.

**2020 (0/0 - New England):** Spent two days on the Patriots' practice squad.

**2019 (0/0 - Denver; 0/0 - Chicago):** Was inactive for the regular season opener with the Broncos and then spent the next 10 weeks on the team's practice squad. Signed by the Bears to their active roster from the Broncos' practice squad. Was inactive for three contests and did not play in the regular season finale for the Bears.

**2018 (16/1 - Tennessee):** Played in all 16 games with a start at left guard. Saw action in his first career NFL game at Miami (9/9/18). Made his first

career NFL start at L.A. Chargers in London (10/21/18).

- At Miami (9/9), made his NFL debut as a reserve on special teams.
- At Jacksonville (9/23), saw action as a reserve for two snaps at left guard when Quinton Spain left the game briefly.
- Against Baltimore (10/14), entered the game as a reserve at left guard after Quinton Spain left the contest in the third quarter with an injury.
- At Los Angeles Chargers in London (10/21), made his first career NFL start at left guard and helped block for Titans' ball carriers to gain 164 yards on the ground.
- Against N.Y. Jets (12/2), entered the game at the start of the third quarter at center.
- Against Jacksonville (12/6), played limited snaps as a reserve at center.
- Against Washington (12/22), played limited snaps as an extra offensive lineman and on special teams.
- Against Indianapolis (12/30), entered the game late in the fourth quarter at left guard after Quinton Spain left the contest with an injury.

**2017 (0/0, 0/0 - Tennessee):** Did not play in two games and was inactive for 14 contests. Was inactive for both postseason games.

- Against Baltimore (11/5), suited up but did not play.
- Against Cincinnati (11/12), did not play.

#### COLLEGE:

- In four seasons at Chattanooga (2013-16), Levin appeared in 52 career games with 51 starts, 45 of which were consecutive. A three-year starter on the offensive line, Levin proved his versatility making starts at left guard and at both left and right tackle. Three of Chattanooga's top five rushing totals in school history came with Levin starting on the offensive line, and he is one of only five three-time All-Americans in school history.
- As a senior (2016), started all 13 games with 12 coming at left guard and one at right tackle. Named first-team All-American by the American Football Coaches Association and earned second-team All-American honors from the Associated Press. Also named first team All-SoCon by the league's coaches and media for the second consecutive year.
- As a junior (2015), started all 13 games with seven starts at left tackle and six at left guard. Named first-team All-American by the AFCA and second-team All-American by the Associated Press. Earned the Jacobs Blocking Award for the second consecutive year and became the first player in Chattanooga history to win that honor twice.
- As a sophomore (2014), started all 14 games with three starts at left tackle and 11 at left guard. Earned the Jacobs Blocking Award given to the top offensive lineman in the Southern Conference and was the first Moc to win the award since 1983. Named first-team All-SoCon by the league's coaches and media and earned third-team All-American honors by Sports Network.
- As a redshirt freshman (2013), appeared in all 12 games with 11 starts at left tackle. Named to the Southern Conference All-Freshman Team as well as the College Sports Journal FCS National All-Freshman Second Team.
- As a freshman (2012), redshirted.
- Graduated from Chattanooga in December 2016 with a degree in exercise science.

#### PERSONAL:

- Attended Dacula (Ga.) High School where he was named team captain and made the Gwinnett County All-Star team.
- Son of Grant and Linda Levin.
- Has three older sisters, Jennifer, Heather and Tiffany.
- His late father, Grant, played golf at Florida International.
- List of favorites: (TV shows) "Shameless" and "True Detective: Season

1"; (movie) "Varsity Blues"; (musician) Travis Scott; (athlete as a child) Ed Reed; and (food) pizza.

- Follow Levin on Twitter and Instagram at @Coreylevin62.
- Born Corey Michael Levin on Aug. 12, 1994 in Dacula, Ga.

## COREY LEVIN'S NFL STATISTICS

### REGULAR SEASON

Year	Team	GP	GS
2017	Tennessee	0	0
2018	Tennessee	16	1
2019	DEN/CHI	0	0
2020	New England	Prac Squad	
2021	Tennessee	12	0
<b>NFL Totals</b>		<b>28</b>	<b>1</b>

### PLAYOFFS

Year	Team	GP	GS
2017	Tennessee	0	0
2021	Tennessee	1	0
<b>NFL Totals</b>		<b>1</b>	<b>0</b>

### Starts Breakdown:

2018 - LG 1

### Additional Career Statistics

Tackles - 1 (2018)





# 77 TAYLOR LEWAN

**TACKLE • 6'7" • 309 LBS • COLLEGE: MICHIGAN**  
**ACQUIRED: 1ST ROUND - 2014 • NFL EXPERIENCE (NFL/TITANS): 9/9**  
**HOMETOWN: CAVE CREEK, ARIZ.**  
**GAMES PLAYED/GAMES STARTED: 103/98 (PLAYOFFS: 6/6)**



**Pro Bowl: 2016, 2017, 2018**

**PRO:** With the 11th overall selection in the 2014 NFL Draft, the Titans selected former Michigan left tackle Taylor Lewan (pronounced leh-WAHN). The 6-foot-7-inch, 309-pound lineman is considered one of the top tackles in the NFL, evidenced by his Pro Bowl berths following the 2016, 2017 and 2018 campaigns. An outgoing personality off the field, he is tenacious and aggressive on it. At Michigan, he was a four-year starter, anchoring the line at left tackle for 48 career starts. Lewan became the first offensive tackle selected by the Titans/Oilers in the first round since tackle Brad Hopkins (13th overall) in 1993.

### CAREER HIGHLIGHTS:

- From 2014 through 2021, Lewan totaled 98 career starts, which ranked ninth for the organization during its "Titans era" (since 1999). Among Titans offensive linemen, only Michael Roos (148), Benji Olson (139), David Stewart (116) and Brad Hopkins (101) had more starts than Lewan from 1999 through 2021.
- In 2021, Lewan returned from a season-ending injury in 2020 to start in 13 games. He helped the Titans finish fifth in the NFL in rushing (141.4 rushing yards per game), marking the fifth time during his career in Tennessee that the offense ranked in the top five in rushing.
- In 2019, Lewan helped open holes for Derrick Henry to lead the NFL with 1,540 rushing yards.
- In 2018, Lewan was selected to his third consecutive Pro Bowl after starting 15 games at left tackle.
- In 2017, Lewan was named to his second Pro Bowl after starting every game at left tackle for the second consecutive season. He became the team's first offensive lineman to make multiple Pro Bowls since center Kevin Mawae from 2008–2009.
- In 2016, Lewan was named to his first career Pro Bowl after starting all 16 games at left tackle and blocking for the NFL's third-ranked rushing attack which averaged 136.7 rush yards per game.
- Lewan was named the Big Ten Conference Offensive Lineman of the Year in 2012 and 2013.
- At the conclusion of the 2011 season, during which Lewan helped pave the way for a pair of 1,000-yard rushers (Denard Robinson and Fitzgerald Toussaint), the Wolverines scored an overtime victory over Virginia Tech in the Sugar Bowl.

### TITANS TIDBITS:

- Lewan is the co-founder of the popular podcast Bussin' With The Boys with former teammate Will Compton. The two friends host guests on an old Monte Carlo Budweiser bus and discuss a wide range of football and non-football-related topics.
- Lewan owns a taxidermied beaver named Steve. The fedora-donning stuffed rodent, who was a gift from Lewan's wife, Taylin, makes appearances around the Titans locker room, often appearing at the locker of an unsuspecting rookie.
- Lewan chose to wear jersey number 77 at Michigan and then at the pro level because of the legacy of Wolverine tackles who have donned the number, including Jake Long and Jon Jansen.
- Lewan has a mustache tattooed on his right index finger and a stick figure tattooed on the outside edge of his right hand that he calls his "right-hand man."
- One of Lewan's close friends is former Carolina Panthers defensive end Craig Roh. The two played together as high school seniors and then went to Michigan at the same time.
- At the 2014 NFL Scouting Combine, Lewan ran the 40-yard dash in 4.87

seconds, beating all other offensive linemen in his class and clocking the fourth-fastest time among offensive linemen from 2010-14. He also ranked among the top offensive linemen at the 2014 combine in the broad jump (first at nine feet, nine inches), vertical jump (tied for third at 30.5 inches) and three-cone drill (fourth at 7.39 seconds).

- Lewan and his college roommates once owned a pig named Dr. Hamlet III.

### CAREER TRANSACTIONS:

- A native of Cave Creek, Ariz., Lewan was selected by the Titans in the first round (11th overall) of the 2014 NFL Draft.

### SEASON RECAPS:

- 2021 (13/13, 1/1):** Started 13 games at left tackle and blocked for the NFL's fifth-ranked rushing attack. Was inactive for three contests and did not play in another game. Started the postseason contest at left tackle.
- Against Indianapolis (9/26), started at left tackle and blocked for Titans' rushers to gain 180 yards on the ground.
  - At Jacksonville (10/10), started at left tackle and helped block for Derrick Henry to amass 130 yards on the ground with three rushing touchdowns.
  - Against Buffalo (10/18), started at left tackle and was a part of an offensive front that did not allow a sack on 29 pass attempts. Helped open holes for Derrick Henry to amass 143 rushing yards and three scores on 23 carries. Left the game late in the second quarter with an injury.
  - At New England (11/28), started at left tackle and opened holes for Titans ball carriers to amass 270 yards on the ground, including two 100-yard rushers.
  - Against Jacksonville (12/12), started at left tackle in his 100th career regular season game.
  - At Pittsburgh (12/19), started at left tackle and helped block for Titans' ball carriers to amass 201 rushing yards.
  - Against Miami (1/2), started at left tackle and helped open holes for Titans' ball carriers to gain 198 yards on the ground with two rushing scores.
  - At Houston (1/9), started at left tackle and helped block for an offense that registered 405 total yards while only allowing one sack on 32 pass attempts.
  - Against Cincinnati (1/22), started at left tackle and helped open holes for Titans' rushers to amass 140 yards on the ground on 27 carries.

**2020 (5/5, 0/0):** Started the first five games of the season at left tackle. Placed on injured reserve on Oct. 19 and missed the final 11 regular season games and the postseason contest.

- At Denver (9/14), started at left tackle and was a part of an offensive front that allowed the Titans to amass 377 total yards. Member of a line that allowed just one sack on 43 pass attempts.
- Against Jacksonville (9/20), started at left tackle and helped the offense post 354 total yards.
- Against Buffalo (10/13), started at left tackle and was a part of an offensive line that blocked for Titans' rushers to gain 139 yards on the ground while not allowing a sack on 28 pass attempts.
- Against Houston (10/18), started at left tackle but left the game in the third quarter with an injury. Helped the offense become the first unit in NFL history to have a passer reach 350 yards (364 by Ryan Tannehill) and a rusher reach 200 yards (212 by Derrick Henry) in a game.

**2019 (12/12, 3/3):** Started 12 games at left tackle and helped Derrick Henry lead the NFL with 1,540 rushing yards. Was suspended by the NFL for the first four games of the season. Started all three postseason contests

at left tackle.

- Against Buffalo (10/6), returned to the lineup as a starter at left tackle.
- Against L.A. Chargers (10/20), started at left tackle and helped the offense amass 403 total yards.
- Against Kansas City (11/10), started at left tackle and helped open holes for Titans' rushers to gain 225 yards on the ground.
- Against Jacksonville (11/24), started at left tackle and blocked for Titans' ball carriers to gain 219 rushing yards.
- At Indianapolis (12/1), started at left tackle and helped open holes for Derrick Henry to collect 149 rushing yards on 26 carries.
- At Oakland (12/8), started at left tackle and was a part of an offensive front that blocked for Titans' ball carriers to gain 161 yards on the ground, while also not allowing a sack on 27 pass attempts.
- Against Houston (12/15), started at left tackle and was a member of an offensive line that opened holes for Titans' rushers to gain 163 yards on the ground.
- At Houston (12/29), started at left tackle and was a part of an offensive front that blocked for Derrick Henry to amass 211 yards on the ground and become the NFL's leading rusher in 2019.
- At New England (1/4), started at left tackle and was a member of an offensive front that opened holes for Derrick Henry to collect 182 yards on the ground.
- At Baltimore (1/11), started at left tackle and was a part of an offensive line that blocked for Derrick Henry to collect a franchise postseason record 195 rushing yards.

**2018 (15/15):** Named to his third consecutive Pro Bowl. Selected to the PFWA's All-AFC team. Started 15 games at left tackle. Was inactive for one contest against Houston (9/16/18).

- At Miami (9/9), started at left tackle and was a member of an offensive front that did not allow a sack on 38 pass attempts. Left the game in the third quarter with an injury.
- At Jacksonville (9/23), started at left tackle and was a part of an offensive front that opened holes for Titans' rushers to gain 150 yards on the ground.
- Against Philadelphia (9/30), started at left tackle and was a part of an offensive line that helped amass 397 total yards.
- At Buffalo (10/7), started at left tackle but left the game early in the second quarter with an injury.
- At Los Angeles Chargers in London (10/21), started at left tackle and helped block for Titans' ball carriers to gain 164 yards on the ground.
- At Dallas (11/5), started at left tackle and helped the Titans' offense accumulate 340 total yards.
- Against New England (11/11), started at left tackle and was a part of an offensive front that opened holes for Titans' rushers to gain 150 yards on the ground.
- Against Jacksonville (12/6), started at left tackle and helped open holes for Titans' ball carriers to gain 264 yards on the ground, including a franchise-best 238 rushing yards by Derrick Henry. Part of an offensive front that allowed just one sack for zero yards on 24 pass attempts.
- At N.Y. Giants (12/16), started at left tackle and helped block for Titans' rushers to amass 215 yards, including a 170-yard performance by Derrick Henry.
- Against Indianapolis (12/30), started at left tackle and was a member of an offensive front that did not allow a sack on 29 pass attempts.

**2017 (16/16, 2/2):** Named to his second consecutive Pro Bowl. Started all 16 games and both postseason contests at left tackle.

- Against Oakland (9/10), was a part of an offensive line that helped produce 350 total yards and allow just one sack on 41 pass attempts.
- At Jacksonville (9/17), opened holes for a rushing attack that amassed 179 yards on 36 carries (5.0 avg.). Member of a unit that allowed just one sack on 27 pass attempts.
- Against Seattle (9/24), helped block for Titans' ball carriers to collect 195 rushing yards on 35 carries (5.6 avg.). Member of an offensive front that did not allow a sack on 32 pass attempts.
- Against Indianapolis (10/16), was a member of an offensive front that helped produce 473 total yards and allow just one sack for one yard on 32 pass attempts.
- Against Baltimore (11/5), started at left tackle in his 50th career game.
- Against Cincinnati (11/12), helped open holes for Titans' rushers to gain 180 yards on the ground.
- Against Houston (12/3), helped open holes for Titans' ball carriers to gain 198 yards on 25 carries with two scores on the ground.
- At San Francisco (12/17), was a part of an offensive front that allowed just one sack on 33 pass attempts.

- Against Los Angeles Rams (12/24), was a member of an offensive line that allowed just one sack on 39 pass attempts.
- At Kansas City (1/6), started at left tackle in his first career postseason game and helped open holes for Titans' ball carriers to gain 202 rushing yards on 31 carries (6.5 avg.).

**2016 (16/16):** Named to the Pro Bowl. Started all 16 games at left tackle for the first time in his career and was a part of an offensive front that blocked for the NFL's third-ranked rushing attack which averaged 136.7 rush yards per game.

- At Detroit (9/18), blocked for an offense that amassed 363 total yards in a 16-15 comeback win.
- Against Oakland (9/25), was a part of an offensive line that helped produce 393 total yards and allow just one sack on 33 pass attempts.
- At Miami (10/9), was a member of an offensive front that opened holes for Titans' rushers to gain 235 yards on the ground and did not allow a sack on 29 pass attempts.
- Against Cleveland (10/16), blocked for an offense that compiled a season-high 407 total yards, including 137 rushing yards.
- Against Indianapolis (10/23), started at left tackle. Gave the Titans a 6-0 lead with his first career reception, a 10-yard touchdown, on a tackle eligible play with 9:14 left to play in the first quarter.
- Against Jacksonville (10/27), opened holes for Titans' ball carriers to accumulate 214 yards on the ground. Was a part of an offensive front that did not allow a sack in 23 pass attempts.
- At San Diego (11/6), was a part of an offensive line that did not allow a sack on 43 pass attempts.
- Against Green Bay (11/13), started at left tackle but was disqualified early in the first quarter for contacting an official.
- At Indianapolis (11/20), started at left tackle but left the game late in the fourth quarter with an injury.
- At Chicago (11/27), was a member of an offensive front that did not allow a sack on 23 pass attempts. Blocked for Titans' ball carriers to gain 149 yards on the ground.
- Against Denver (12/11), was a part of an offensive line that opened holes for Titans' rushers to amass 180 rushing yards on 42 carries in a 13-10 victory over the Broncos.
- At Kansas City (12/18), helped pave the way for Titans' ball carriers to gain 148 yards on the ground. Member of an offensive front that allowed just one sack for zero yards on 33 pass attempts.

**2015 (15/15):** Started 15 games at left tackle. Was inactive for the regular season finale.

- At Tampa Bay (9/13), started at left tackle and was a member of an offensive front that opened holes for Titans rushers to gain 124 yards on the ground.
- At Cleveland (9/20), started at left tackle and helped block for Titans ball carriers to amass 166 rushing yards on 30 carries.
- Against Indianapolis (9/27), started at left tackle and helped protect Marcus Mariota, allowing him to pass for 367 yards.
- At New Orleans (11/8), started at left tackle and was a member of an offensive line that did not allow a sack on 39 pass attempts and allowed Marcus Mariota to throw for 371 yards and four touchdowns.
- Against Jacksonville (12/6), started at left tackle and helped block for a Titans' offense that amassed 467 total yards.

**2014 (11/6):** Named to the Pro Football Writers of America All-Rookie team. Appeared in 11 games with six starts at left tackle during his rookie campaign. Was inactive for the final five games because of injury. Made his NFL debut at Kansas City (9/7/14). Made his first career NFL start at left tackle against Jacksonville (10/12/14).

- At Kansas City (9/7), made his NFL debut as a reserve on special teams. Lined up at left tackle late in the fourth quarter.
- Against Jacksonville (10/12), made his first career NFL start at left tackle.
- Against Pittsburgh (11/17), started at left tackle and was a part of an offensive front that did not allow a sack on 24 pass attempts.
- At Philadelphia (11/23), started at left tackle and left the game midway through the fourth quarter with an injury.

#### COLLEGE:

- In four seasons at Michigan, Lewan appeared in 50 games with 48 starts at left tackle. He started the final 41 games of his career.
- As a senior (2013), started all 13 games at left tackle for the third consecutive season. Named first-team All-American by Sporting News,

second-team All-American by Walter Camp, Associated Press, CBSSports.com and SI.com. Won the Hugh R. Rader Memorial Award for U-M's top offensive lineman and named Big Ten Rimington-Pace Offensive Lineman of the Year for second consecutive season. Added first-team All-Big Ten (coaches and media), Sporting News All-Big Ten, Athlon Sports All-Big Ten honors.

- As a junior (2012), started all 13 games at left tackle. Named first-team All-American by Walter Camp, Associated Press, ESPN.com and SI.com. Added Big Ten Rimington-Pace Offensive Lineman of the Year, first-team All-Big Ten (coaches and media), second-team CBSSports.com All-American, second-team Phil Steele Postseason All-American, first-team Phil Steele Postseason All-Big Ten, Hugh R. Rader Memorial Award. Against Massachusetts (9/15), scored a touchdown on a fumble recovery to become the first Michigan offensive lineman since 1948 (Bob Erben) to score a touchdown.
- As a sophomore (2011), started all 13 games at left tackle and helped the Wolverines to a Sugar Bowl title. Named second-team All-Big Ten by the league's coaches and honorable mention from the media.
- As a redshirt freshman (2010), appeared in 11 games and started nine contests at left tackle. Named second-team Freshman All-American by CollegeFootballNews.com.
- Graduated in December 2013 with a degree in general studies.

#### PERSONAL:

- Married to Taylin, the couple has two daughters, Wynne and Willow.
- Attended Chaparral (Scottsdale, Ariz.) High School for his senior year (2009) after spending three years at Cactus Shadows (Phoenix, Ariz.) High School. Played offensive line for the first time as a senior after previously lining up on the defensive line.
- As a senior, started every game and helped lead his team to the 2008 Class 4A-I State Championship Game.
- Senior honors included SuperPrep All-American; Under Armour All-American game participant; Frank Kush Award as the state of Arizona's top interior offensive lineman; Arizona Republic and East Valley Tribune first-team All-State; and Desert Sky first-team All-Region.
- Totaled 96 tackles and seven sacks as a defensive lineman, including 46 tackles and two sacks as a junior.
- List of favorites: (movies) "Animal House," "Wedding Crashers"; (TV show) "Scrubs"; (actor) Vince Vaughn; (music artist) Eric Church; (school subjects) history; (car) Ford; (favorite athlete as a child) John Elway; (video game) Super Smash Bros.; and (food) "Anything chicken."
- Follow Lewan on Twitter at @TaylorLewan77.
- Follow Lewan on Instagram at @taylorlewan.
- Born Taylor Curtis Lewan on July 22, 1991 in Loomis, Calif.

## TAYLOR LEWAN'S NFL STATISTICS

### REGULAR SEASON

Year	Team	GP	GS
2014	Tennessee	11	6
2015	Tennessee	15	15
2016	Tennessee	16	16
2017	Tennessee	16	16
2018	Tennessee	15	15
2019	Tennessee	12	12
2020	Tennessee	5	5
2021	Tennessee	13	13
<b>NFL Totals</b>		<b>103</b>	<b>98</b>

### PLAYOFFS

Year	Team	GP	GS
2017	Tennessee	2	2
2019	Tennessee	3	3
2021	Tennessee	1	1
<b>NFL Totals</b>		<b>6</b>	<b>6</b>

### Starts Breakdown:

2014 - LT 6; 2015 - LT 15; 2016 - LT 16; 2017 - LT 16 (Playoffs - LT 2); 2018 - LT 15; 2019 - LT 12 (Playoffs - LT 3); 2020 - LT 5; 2021 - LT 13 (Playoffs - LT 1)

### Additional Career Statistics

Misc. Tackles - 2 (2015), 3 (2016), 1 (2018), 1 (2019)

Fumble Recovery - 1 (2021)

Receptions - 10-yard touchdown vs. Indianapolis (10/23/16)





# 51 DAVID LONG JR.

**LINEBACKER • 5'11" • 227 LBS • COLLEGE: WEST VIRGINIA  
ACQUIRED: 6TH ROUND - 2019 • NFL EXPERIENCE (NFL/TITANS): 4/4  
HOMETOWN: CINCINNATI, OHIO  
GAMES PLAYED/GAMES STARTED: 38/14 (PLAYOFFS: 5/3)**



**PRO:** The Titans selected David Long Jr. in the sixth round of the 2019 NFL Draft. After playing as a reserve and on special teams during his rookie season, he totaled 14 starts at inside linebacker over the following two campaigns, including starts in nine of the 10 games he played in 2021. The 5-foot-11-inch, 227-pound defender possesses tremendous speed for the position, displays grit and toughness, and has a knack for finding the ball carrier. At West Virginia, he was a three-year starter and amassed 252 career tackles, 14 sacks and 40 tackles for loss. The 2018 Big 12 Defensive Player of the Year led the Mountaineers in tackles during his final collegiate campaign.

#### CAREER HIGHLIGHTS:

- In 2021, Long was limited to 10 total games due to injuries but nevertheless set a career high with nine starts. He also established career bests in tackles (75), quarterback pressures (six), tackles for loss (four), interceptions (two) and passes defended (six). His average of 7.5 tackles per game led the team.
- In 2020, Long appeared in 14 games with a then-career-high five starts and tallied then-career-bests in tackles (50), quarterback pressures (one), tackles for loss (two), passes defended (two) and special teams tackles (four).
- As a rookie in 2019, Long appeared in 14 games during the regular season. He also played in all three playoff contests with one start.

#### TITANS TIDBITS:

- David's father, David Sr., is a former professional boxer who went 12-5-2 as a heavyweight. He once fought future world champ Deontay Wilder.
- During the offseason, Long still uses on-the-bell, three-minute-round boxing training to focus on his mental awareness. In 2018, Long Jr. went into the ring with headgear against his old man for the first time. They went for three 90-second rounds. "He busted up my lip, but it was fun," Long Jr. says. "He was really iffy that I knew how to throw my hands for real. It was just jabs, but it's grown-man strength."
- Long was a high school teammate of safety Mike Edwards, who was drafted by the Tampa Bay Buccaneers in the third round of the 2019 NFL Draft. In 2022, Long held his second annual youth football camp with Edwards in Cincinnati.
- When Long was seven years old, he was on the back of a bike being pedaled by his older brother when he was hit by a car driven by someone who was not paying attention. He was treated at the hospital with head and arm injuries.

#### CAREER TRANSACTIONS:

- The Cincinnati, Ohio, native was selected by the Titans in the sixth round (188th overall) of the 2019 NFL Draft.

#### SEASON RECAPS:

**2021 (10/9, 1/1):** Played in 10 games with nine starts at linebacker and tied for second on the team with a career-high 75 tackles. Registered six quarterback pressures, four tackles for loss, two interceptions and six passes defended. Was inactive for seven games. Started the postseason contest and collected eight tackles, including a sack, a quarterback pressure and a tackle for loss. Led or tied for the team lead in tackles five times (vs. IND, at JAX, vs. BUF, vs. KC, at IND). Led or tied for the team lead in passes defended twice (vs. KC, at LAR). Registered his first career interception at L.A. Rams (11/7/21).

- Against Indianapolis (9/26), started at linebacker and tied for the team lead with eight tackles, including a stop for loss and two quarterback

pressures. Stuffed Ashton Dulin for a seven-yard loss on a jet sweep in the second quarter.

- At Jacksonville (10/10), started at linebacker and led the team with 12 tackles, including a stop for loss. Stuffed James Robinson for no gain on a rush up the middle on the Jaguars first play from scrimmage. Dropped Robinson for a two-yard loss on a short pass in the opening quarter.
  - Against Buffalo (10/18), started at linebacker and led the team with a career-high 14 tackles. Combined with Rashaan Evans to stuff Josh Allen for no gain on a goalline sneak late in the third quarter.
  - Against Kansas City (10/24), started at linebacker and tied for the team lead with eight tackles while notching a team-high two passes defended. Stuffed Darrel Williams for a one-yard loss on a rush off left guard late in the first quarter. Deflected a Patrick Mahomes pass that was then intercepted by Rashaan Evans in the second quarter.
  - At Indianapolis (10/31), started at linebacker and led the team with nine tackles, to go along with two quarterback pressures and a pass defended. Teamed with Eli Ankou to stuff Jonathan Taylor for no gain on a rush up the middle in the first quarter. Defended a pass intended for T.Y. Hilton in the fourth quarter.
  - At L.A. Rams (11/7), started at linebacker and tallied six tackles, his first career interception, another pass defended and two quarterback pressures. Collected his first career interception after Matthew Stafford was pressured by Jeffery Simmons in the end zone, returning the pick six yards to the Rams' two-yard line in the second quarter. Tipped a pass intended for Tyler Higbee in the fourth quarter.
  - Against Miami (1/2), returned to the lineup as a reserve at linebacker and notched four tackles with an interception. Intercepted a Tua Tagovailoa pass intended for Mike Gesicki in the fourth quarter.
  - At Houston (1/9), started at linebacker and compiled five tackles. Teamed with Zach Cunningham to drop Rex Burkhead for a one-yard loss on a rush up the middle in the second stanza. Combined with Kyle Peko to stop Burkhead for a one-yard loss on a rush off right guard in the second quarter.
  - Against Cincinnati (1/22), started at linebacker and posted eight tackles, including a sack and a quarterback pressure. Teamed with Denico Autry to stuff Joe Mixon for a three-yard loss on a rush off right end in the second quarter. Dropped Joe Burrow for a sack late in the second quarter.
- 2020 (14/5, 1/1):** Played in 14 games with five starts at linebacker and registered 50 tackles, a quarterback pressure, two stops for loss and two passes defended. Notched four special teams stops and a forced fumble on coverage units. Was inactive for one contest and missed another contest while on the reserve/COVID-19 list. Started the postseason contest and posted five tackles and a quarterback pressure. Led or tied for the team lead in tackles three times in 2020 (vs. DET, at GB, at HOU). Tied for the team lead in special teams tackles once in 2020 (vs. IND). Made his first career NFL start against Cleveland (12/6/20).
- At Denver (9/14), played as a reserve at linebacker and collected three tackles, including a stop for loss. Stopped Melvin Gordon III for a two-yard loss on a rush off left end in the third quarter.
  - Against Buffalo (10/13), saw action as a reserve at linebacker and tallied two tackles. Posted two special teams stops and a forced fumble on coverage units. Forced an Andre Roberts fumble on a kickoff return that was recovered by Kareem Orr late in the fourth quarter.
  - Against Indianapolis (11/12), saw action as a reserve at linebacker and collected two tackles. Registered a special teams stop on coverage units.
  - At Baltimore (11/22), missed the game while on reserve/COVID-19.
  - At Indianapolis (11/29), returned to the lineup as a reserve at linebacker and recorded three tackles, a quarterback pressure and a pass defended.



Broke up a pass intended for Trey Burton in the fourth quarter.

- Against Cleveland (12/6), made his first career regular season start at linebacker and tallied six tackles. Combined with Jeffery Simmons to stuff Nick Chubb for no gain on a rush off left guard in the first quarter. Teamed with Tuzar Skipper to stop Kareem Hunt for no gain on a rush off right tackle in the final stanza.
- At Jacksonville (12/13), started at linebacker and notched five tackles. Teamed with Larrell Murchison to stuff Devine Ozigbo for a two-yard loss on a short pass late in the fourth quarter.
- Against Detroit (12/20), started at linebacker and led the team with a career-high 12 tackles and a pass defended. Teamed with Kevin Byard to stuff Adrian Peterson for a one-yard loss on a rush off left guard in the first quarter. Broke up a deep pass intended for Hunter Bryant in the third quarter.
- At Green Bay (12/27), started at linebacker and tied for the team lead with nine tackles, including a stop for loss. Set the edge and stuffed AJ Dillon for a three-yard loss on a rush off right end in the third quarter.
- At Houston (1/3), started at linebacker and led the team with eight tackles in the Titans' division-clinching victory. Combined with DaQuan Jones to stuff David Johnson for no gain on a short pass in the third stanza.
- Against Baltimore (1/10), started at linebacker and posted five tackles and a quarterback pressure. Teamed with Harold Landry III to stop J.K. Dobbins for no gain on a rush off left tackle early in the second quarter.

**2019 (14/0, 3/1):** Played in 14 games as a reserve during his rookie campaign and notched 15 tackles, two stops for loss, a pass defended, a forced fumble and two special teams tackles. Was inactive for two games. Saw action in all three postseason contests with a start at linebacker and collected 16 tackles, two stops for loss and a special teams tackle. Tied for the team lead in passes defended once (at HOU). Tied for the team lead in special teams tackles twice (vs. TB, at OAK). Appeared in his first career NFL contest against Indianapolis (9/15/19).

- Against Indianapolis (9/15), made his NFL debut as a reserve on special teams.
- Against L.A. Chargers (10/20), saw action as a reserve at linebacker and posted a tackle for loss. Shot through the line and stonewalled Melvin Gordon for a four-yard loss on a screen pass late in the first quarter.
- Against Kansas City (11/10), played as a reserve at linebacker and registered 11 tackles and a forced fumble. Forced a Damien Williams' fumble that was scooped up by Rashaan Evans and returned 53 yards for a touchdown in the second stanza.
- At Oakland (12/8), saw action as a reserve at linebacker and amassed two tackles, including a stop for loss. Tied for the team lead with a special teams tackle on coverage units. Stonewalled DeAndré Washington for a six-yard loss on a short pass in the fourth quarter.
- At Houston (12/29), played as a reserve on special teams and at linebacker late in the game. Recorded a tackle and a pass defended on defense. Broke up a pass intended for Jordan Akins late in the fourth quarter.
- At New England (1/4), made his postseason debut as a reserve at linebacker and posted five tackles.
- At Baltimore (1/11), made his first career start at linebacker and recorded eight tackles. Stuffed Gus Edwards for no gain on a rush off right guard in the first quarter. Halted a Ravens' drive by stonewalling Lamar Jackson for no gain on a fourth-and-one rush off right guard on the first play of the second quarter.
- At Kansas City (1/19), played as a reserve at linebacker and registered three tackles, including two stops for loss. Notched a special teams tackle on coverage units. Stuffed Damien Williams for two-yard losses on back-to-back rushing plays in the fourth quarter.

#### COLLEGE:

- During a three-year career at West Virginia, played in 34 games with 31 starts and totaled 252 tackles, 14 sacks and 40 career tackles for loss which tied for third place on West Virginia's all-time list. In his final campaign in 2018, tied for the single-season program record with 19 tackles for loss.
- As a junior (2018), started all 12 games at Will linebacker and named Big 12 Defensive Player of the Year by the coaches and the Associated Press. Garnered second-team All-America honors by the Associated Press and first-team All-Big 12 first-team accolades by the Associated Press. Led the team with 111 tackles, eight sacks and 19 tackles for loss. Finished with 10 or more tackles in six games.
- As a sophomore (2017), started nine games at Will linebacker after missing the first four games after sustaining preseason knee injury. Was the team's third-leading tackler with 76 stops, including four sacks, a team-best 16.5 tackles for loss, four passes defended and a fumble recovery. Selected All-Big 12 Conference first team by ESPN, All-Big 12 Conference second team by Athlon Sports and All-Big 12 Conference honorable mention by the Coaches. Also named WVU Defensive Player of the Year.
- As a redshirt freshman (2016), played in 13 games with 10 starts and notched 65 tackles, two sacks, 4.5 tackles for loss and a forced fumble.
- As a freshman (2015), redshirted.
- Graduated in December 2018 with a multidisciplinary studies degree from West Virginia.

#### PERSONAL:

- Attended Winton Woods (Cincinnati, Ohio) High School and finished his career with 283 career tackles, six sacks and six interceptions.
- Selected Associated Press All-Ohio Division II honorable mention and Associated Press Southwest All-District First Team Division II linebacker.
- As a senior, tallied 110 tackles, 16 tackles for loss and three sacks.
- As a junior, totaled 88 tackles, one interception and one fumble recovery.
- As a sophomore, registered 81 tackles, a sack, two fumble recoveries and an interception.
- List of favorites: (TV show) "All American"; (movies) "Remember the Titans"; (musician) Lil Wayne; (meal) pasta; (dessert) lemon cake; and (childhood sports team) LeBron James' teams - Cavaliers and Heat.
- Follow Long on Twitter at @David\_\_Long.
- Follow Long on Instagram at @davidlongjr\_\_.
- Born David Lamont Long Jr. on Oct. 12, 1996 in Cincinnati, Ohio.

## DAVID LONG JR.'S GAME-BY-GAME

### 2019 Tennessee Titans

Date	Opp	W/L	P/S	Tot Solo	Asst	Sk	- Yds	QBP	TFL	Int - Yds	-TD	PD	FF	FR - Yds	SpT
Sept 8	@ Cle	W	IA												
Sept 15	Ind	L	p	0	0	0	0.0	0.0	0	0	0	0	0	0	0
Sept 19	@ Jax	L	p	0	0	0	0.0	0.0	0	0	0	0	0	0	0
Sept 29	@ Atl	W	IA												
Oct 6	Buf	L	p	0	0	0	0.0	0.0	0	0	0	0	0	0	0
Oct 13	@ Den	L	p	0	0	0	0.0	0.0	0	0	0	0	0	0	0
Oct 20	LAC	W	p	1	1	0	0.0	0.0	0	1	0	0	0	0	0
Oct 27	TB	W	p	0	0	0	0.0	0.0	0	0	0	0	0	0	1
Nov 3	@ Car	L	p	0	0	0	0.0	0.0	0	0	0	0	0	0	0
Nov 10	KC	W	p	11	5	6	0.0	0.0	0	0	0	0	0	1	0
Nov 24	Jax	W	p	0	0	0	0.0	0.0	0	0	0	0	0	0	0
Dec 1	@ Ind	W	p	0	0	0	0.0	0.0	0	0	0	0	0	0	0
Dec 8	@ Oak	W	p	2	1	1	0.0	0.0	0	1	0	0	0	0	1
Dec 15	Hou	L	p	0	0	0	0.0	0.0	0	0	0	0	0	0	0
Dec 22	NO	L	p	0	0	0	0.0	0.0	0	0	0	0	0	0	0
Dec 29	@ Hou	W	p	1	1	0	0.0	0.0	0	0	0	1	0	0	0
<b>Totals</b>	<b>9-7</b>	<b>14/0</b>		<b>15</b>	<b>8</b>	<b>7</b>	<b>0.0</b>	<b>0.0</b>	<b>0</b>	<b>2</b>	<b>0</b>	<b>0</b>	<b>1</b>	<b>1</b>	<b>0</b>

### Playoffs

Jan 4	@ NE	W	p	5	4	1	0.0	0.0	0	0	0	0	0	0	0
Jan 11	@ Bal	W	S	8	5	3	0.0	0.0	0	0	0	0	0	0	0
Jan 19	@ KC	L	p	3	2	1	0.0	0.0	0	2	0	0	0	0	1
<b>Totals</b>	<b>2-1</b>	<b>3/1</b>		<b>16</b>	<b>11</b>	<b>5</b>	<b>0.0</b>	<b>0.0</b>	<b>0</b>	<b>2</b>	<b>0</b>	<b>0</b>	<b>0</b>	<b>0</b>	<b>1</b>

### 2020 Tennessee Titans

Date	Opp	W/L	P/S	Tot Solo	Asst	Sk	- Yds	QBP	TFL	Int - Yds	-TD	PD	FF	FR - Yds	SpT
Sept 14	@ Den	W	p	3	2	1	0.0	0.0	0	1	0	0	0	0	0
Sept 20	Jax	W	p	0	0	0	0.0	0.0	0	0	0	0	0	0	0
Sept 27	@ Min	W	p	0	0	0	0.0	0.0	0	0	0	0	0	0	0
Oct 13	Buf	W	p	2	1	1	0.0	0.0	0	0	0	0	0	0	2
Oct 18	Hou	W	p	0	0	0	0.0	0.0	0	0	0	0	0	0	0
Oct 25	Pit	L	IA												
Nov 1	@ Cin	L	p	0	0	0	0.0	0.0	0	0	0	0	0	0	0
Nov 8	Chi	W	p	0	0	0	0.0	0.0	0	0	0	0	0	0	1
Nov 12	Ind	L	p	2	1	1	0.0	0.0	0	0	0	0	0	0	1
Nov 22	@ Bal	W	R/C												

Nov 29	@ Ind	W	p	3	2	1	0.0	0.0	1	0	0	0	0	1	0
Dec 6	Cle	L	S	6	3	3	0.0	0.0	0	0	0	0	0	0	0
Dec 13	@ Jax	W	S	5	2	3	0.0	0.0	0	0	0	0	0	0	0
Dec 20	Det	W	S	12	6	6	0.0	0.0	0	0	0	0	0	1	0
Dec 27	@ GB	L	S	9	8	1	0.0	0.0	0	1	0	0	0	0	0
Jan 3	@ Hou	W	S	8	3	5	0.0	0.0	0	0	0	0	0	0	0

### Totals

<b>Totals</b>	<b>11-5</b>	<b>14/5</b>		<b>50</b>	<b>28</b>	<b>22</b>	<b>0.0</b>	<b>0.0</b>	<b>1</b>	<b>2</b>	<b>0</b>	<b>0</b>	<b>0</b>	<b>2</b>	<b>0</b>
---------------	-------------	-------------	--	-----------	-----------	-----------	------------	------------	----------	----------	----------	----------	----------	----------	----------

### 2021 Tennessee Titans

Date	Opp	W/L	P/S	Tot Solo	Asst	Sk	- Yds	QBP	TFL	Int - Yds	-TD	PD	FF	FR - Yds	SpT
Sept 12	Ari	L	IA												
Sept 19	@ Sea	W	S	6	2	4	0.0	0.0	0	1	0	0	0	0	0
Sept 26	Ind	W	S	8	5	3	0.0	0.0	2	1	0	0	0	0	0
Oct 3	@ NYJ	L	S	3	2	1	0.0	0.0	0	0	0	0	0	0	0
Oct 10	@ Jax	W	S	12	10	2	0.0	0.0	0	1	0	0	0	0	0
Oct 18	Buf	W	S	14	9	5	0.0	0.0	0	0	0	0	0	0	0
Oct 24	KC	W	S	8	6	2	0.0	0.0	0	1	0	0	2	0	0
Oct 31	@ Ind	W	S	9	6	3	0.0	0.0	2	0	0	0	1	0	0
Nov 7	@ LAR	W	S	6	2	4	0.0	0.0	2	0	1	6	0	2	0
Nov 14	NO	W	IA												
Nov 21	Hou	L	IA												
Nov 28	@ NE	L	IA												
Dec 12	Jax	W	IA												
Dec 19	@ Pit	L	IA												
Dec 23	SF	W	IA												
Jan 2	Mia	W	p	4	2	2	0.0	0.0	0	0	1	0	0	1	0
Jan 9	@ Hou	W	S	5	2	3	0.0	0.0	0	0	0	0	0	0	0
<b>Totals</b>	<b>12-5</b>	<b>10/9</b>		<b>75</b>	<b>46</b>	<b>29</b>	<b>0.0</b>	<b>0.0</b>	<b>6</b>	<b>4</b>	<b>2</b>	<b>6</b>	<b>0</b>	<b>6</b>	<b>0</b>

### Playoffs

Jan 22	Cin	L	S	8	6	2	1.0	0.0	1	1	0	0	0	0	0
<b>Totals</b>	<b>0-1</b>	<b>1/1</b>		<b>8</b>	<b>6</b>	<b>2</b>	<b>1.0</b>	<b>0.0</b>	<b>1</b>	<b>1</b>	<b>0</b>	<b>0</b>	<b>0</b>	<b>0</b>	<b>0</b>

## DAVID LONG JR.'S NFL STATISTICS

### REGULAR SEASON

Year	Team	GP	GS	TACKLES					INTERCEPTIONS					FUMBLES					
				Tot	Solo	Asst	Sk	Yds	QBP	TFL	No	Yds	Lg	TD	PD	FF	FR	Yds	SpT
2019	Tennessee	14	0	15	8	7	0.0	0.0	0	2	0	0	0	0	1	1	0	0	2
2020	Tennessee	14	5	50	28	22	0.0	0.0	1	2	0	0	0	0	2	0	0	0	4
2021	Tennessee	10	9	75	46	29	0.0	0.0	6	4	2	6	6	0	6	0	0	0	0
<b>NFL Totals</b>		<b>38</b>	<b>14</b>	<b>140</b>	<b>82</b>	<b>58</b>	<b>0.0</b>	<b>0.0</b>	<b>7</b>	<b>8</b>	<b>2</b>	<b>6</b>	<b>6</b>	<b>0</b>	<b>9</b>	<b>1</b>	<b>0</b>	<b>0</b>	<b>6</b>

### PLAYOFFS

Year	Team	GP	GS	TACKLES					INTERCEPTIONS					FUMBLES					
				Tot	Solo	Asst	Sk	Yds	QBP	TFL	No	Yds	Lg	TD	PD	FF	FR	Yds	SpT
2019	Tennessee	3	1	16	11	5	0.0	0.0	0	2	0	0	0	0	0	0	0	0	1
2020	Tennessee	1	1	5	4	1	0.0	0.0	1	0	0	0	0	0	0	0	0	0	0
2021	Tennessee	1	1	8	6	2	1.0	0.0	1	1	0	0	0	0	0	0	0	0	0
<b>NFL Totals</b>		<b>5</b>	<b>3</b>	<b>29</b>	<b>21</b>	<b>8</b>	<b>1.0</b>	<b>0.0</b>	<b>2</b>	<b>3</b>	<b>0</b>	<b>0</b>	<b>0</b>	<b>0</b>	<b>0</b>	<b>0</b>	<b>0</b>	<b>0</b>	<b>1</b>

### Single-Game Highs

- Tackles - 14 vs. Buffalo (10/18/21)
- Tackle For Loss - 1 (Eight times, last vs. Kansas City 10/24/21)
- Interceptions - 1 (Twice, last vs. Miami 1/2/22)
- Quarterback Pressures - 2 (Three times, last at L.A. Rams 11/7/21)
- Passes Defensed - 2 (Twice, last at L.A. Rams 11/7/21)
- Forced Fumbles - 1 vs. Kansas City (11/10/19)
- Special Teams Tackles - 2 vs. Buffalo (10/13/20)

### Playoff Single-Game Highs

- Tackles - 8 (Twice, last vs. Cincinnati 1/22/22)
- Tackle For Loss - 2 at Kansas City (1/19/20)
- Quarterback Pressures - 1 (Twice, last vs. Cincinnati 1/22/22)
- Special Teams Tackles - 1 at Kansas City (1/19/20)

### Additional Statistics

- Special Teams Forced Fumble - 1 (2020)



# 30 GREG MABIN

**CORNERBACK • 6'2" • 200 LBS • COLLEGE: IOWA**  
**ACQUIRED: FREE AGENT - 2021 • NFL EXPERIENCE (NFL/TITANS): 6/2**  
**HOMETOWN: FORT LAUDERDALE, FLA.**  
**GAMES PLAYED/GAMES STARTED: 39/7 (PLAYOFFS: 0/0)**



**PRO:** The Titans originally signed veteran cornerback Greg Mabin to the practice squad during Week 3 of the 2020 season to bring experience to the secondary. The University of Iowa product was brought back to the Titans' active roster in Week 7 of 2021 season for the same reason. The 6-foot-2-inch, 200-pounder originally signed with the Tampa Bay Buccaneers as a rookie free agent following the 2017 NFL Draft and has also spent time with the Buffalo Bills, San Francisco 49ers, Cincinnati Bengals, Jacksonville Jaguars and Arizona Cardinals.

#### CAREER HIGHLIGHTS:

- In 2018, appeared in a career-high 13 games and made his first career start for the San Francisco 49ers. Totaled a career-best 11 tackles, one forced fumble and one fumble recovery on the season.

#### TITANS TIDBITS:

- Mabin initially accepted a scholarship to Iowa to play wide receiver. After his freshman season, Kirk Ferentz called Mabin into his office to propose a position change to cornerback. "He said my skillset would probably transition better for cornerback rather than a receiver," Mabin said.
- Mabin's father, Dr. Wesley Mabin, played cornerback at Nebraska from 1968-71 and played on two national championship teams in 1970 and 1971.
- Mabin's cousin, Jordan Mabin, played cornerback at Northwestern (2008-11) and went on to spend time with the Baltimore Ravens, Cleveland Browns, Atlanta Falcons and San Diego Chargers from 2012-15.
- Mabin's cousin, Dorin Dickerson, played tight end in the NFL from 2010-15, spending time with the Houston Texans, New England Patriots, Buffalo Bills, Detroit Lions, Pittsburgh Steelers as well as the Titans (2014-15).

#### CAREER TRANSACTIONS:

- The Fort Lauderdale, Fla., native was signed by the Tampa Bay Buccaneers as an undrafted free agent on May 5, 2017.
- Waived by the Buccaneers on May 8, 2017.
- Signed by the Buffalo Bills on June 1, 2017.
- Waived by the Bills on Sept. 12, 2017.
- Signed by the Bills to the team's practice squad on Sept. 14, 2017.
- Signed by the Bills to their active roster from the practice squad on Oct. 7, 2017.
- Waived by the Bills on Oct. 16, 2017.
- Signed by the San Francisco 49ers to the team's practice squad on Oct. 18, 2017.
- Signed by the 49ers to their active roster from the practice squad on Nov. 1, 2017.
- Waived by the 49ers on Oct. 30, 2018.
- Signed by the 49ers to the team's practice squad on Nov. 1, 2018.
- Signed by the 49ers to their active roster from the practice squad on Nov. 8, 2018.
- Waived injured by the 49ers on Aug. 16, 2019.
- Signed by the Cincinnati Bengals to the team's practice squad on Sept. 24, 2019.
- Signed by the Bengals to their active roster from the practice squad on Sept. 25, 2019.
- Waived by the Bengals on Oct. 7, 2019.
- Signed by the Bengals to the team's practice squad on Oct. 9, 2019.
- Signed by the Bengals to their active roster from the practice squad on Oct. 30, 2019.
- Waived by the Bengals on Sept. 5, 2020.

- Signed by the Titans to the team's practice squad on Sept. 21, 2020.
- Released by the Titans from their practice squad on Oct. 20, 2020.
- Signed by the Titans to the team's practice squad on Nov. 9, 2020.
- Signed by the Titans to their active roster from the team's practice squad on Nov. 21, 2020.
- Released by the Titans on Nov. 24, 2020.
- Claimed off waivers by the Jacksonville Jaguars on Nov. 25, 2020.
- Signed by the Titans as a free agent on May 6, 2021.
- Released by the Titans on Aug. 10, 2021.
- Signed by the Arizona Cardinals to their practice squad on Oct. 6, 2021.
- Signed by the Titans to their active roster from the Cardinals' practice squad on Oct. 20, 2021.
- Signed by the Titans as a free agent on May 9, 2022.

#### SEASON RECAPS:

**2021 (5/2, 0/0 - Tennessee):** Saw action in five games with two starts at cornerback and registered 10 tackles and a pass defended. Was inactive for six games. Spent the postseason contest on the reserve/COVID-19 list. Signed by the Titans from the Arizona Cardinals' practice squad on Oct. 20. Tied for the team lead in passes defended once in 2021 (at PIT).

- Against Kansas City (10/24), started at cornerback in his Titans debut and collected three tackles.
- At Indianapolis (10/31), started at cornerback and posted five tackles.
- Against Jacksonville (12/12), returned to the lineup as a reserve at cornerback and posted two tackles in the shutout victory.
- At Pittsburgh (12/19), played as a reserve at cornerback and notched a pass defended. Ended the Steelers' opening drive by breaking up a deep ball intended for Chase Claypool down the right sideline in the first quarter.

**2020 (0/0 - Tennessee; 5/4 - Jacksonville):** Dressed in one game with the Titans but did not play. Acquired off waivers by the Jaguars on Nov. 25. Saw action in five games with four starts at cornerback for the Jaguars and collected 21 tackles and three passes defended.

- Against Chicago (12/27), registered a career-high 10 tackles.

**2019 (9/0 - Cincinnati):** Saw action in nine games for Cincinnati and totaled one tackle and one pass defended. Played in Weeks 4 and 9-16. Was inactive for one contest.

- At Cleveland (12/8), posted one tackle.

**2018 (13/1 - San Francisco):** Played in 13 games and made one start for San Francisco. Was inactive for two contests. Recorded 11 tackles, one pass defended, one forced fumble and one fumble recovery.

- At Los Angeles Chargers (9/30), notched a career-best four tackles and forced one fumble, the first of his career.
- Against Chicago (12/23), posted his first career fumble recovery.

**2017 (1/0 - Buffalo; 6/0 San Francisco):** Appeared in seven games as a rookie, including one for Buffalo and six for San Francisco. Saw action in the last six of eight games of the season for the 49ers. Totaled one tackle and one pass defended.

- At Cincinnati (10/8), made his NFL debut and had one pass defended while with the Buffalo Bills.
- At Los Angeles Rams (12/31), tallied one tackle.

#### COLLEGE:

- Played in 36 games with 35 starts over five seasons (2012-16) at Iowa. Totaled 144 tackles, 2.5 tackles for loss, 19 passes defended, three interceptions, two forced fumbles and two fumble recoveries.

- As a senior (2016), started nine games and recorded 37 tackles, three passes defended and one forced fumble. Earned honorable mention All-Big Ten recognition by the league's coaches. Awarded the defensive Coaches Appreciation Award.
- As a junior (2015), started all 14 games and totaled 54 tackles, 0.5 tackle for loss, two interceptions, one forced fumble and ranked second on the team with eight passes defended.
- As a sophomore (2014), played in all 13 games and made 12 starts. Amassed 53 tackles, 2.0 tackles for loss, one interception, five passes defended and two fumble recoveries.
- As a redshirt freshman (2013), did not see game action.
- Redshirted in 2012.
- Majored in health and human physiology at Iowa.

**PERSONAL:**

- Attended Calvary Christian Academy (Fla). where caught 52 passes for 877 yards and 15 touchdowns as a senior.
- Also lettered in basketball and track.
- Son of Dr. Wesley and Arlette Mabin.
- Follow Mabin on Twitter and Instagram @mrmaybach13.
- Born Gregory Mabin on June 25, 1994 in Fort Lauderdale, Fla.

**GREG MABIN'S GAME-BY-GAME**

**2017 Buffalo Bills, San Francisco 49ers**

Date	Opp	W/L	P/S	Tot Solo Asst	Sk - Yds	QBP	TFL	Int - Yds	-TD	PD	FF	FR - Yds	SpT
Sept 17	@ Car	L	PS										
Sept 24	Den	W	PS										
Oct 1	@ Atl	W	PS										
Oct 8	@ Cin	L	p	0	0 0	0.0	0.0	0	0	0	0	1	0 0 0 0
Signed by San Francisco to the team's practice squad on Oct. 18, 2017													
Oct 22	Dal	L	PS										
Oct 29	@ Phi	L	PS										
Nov 5	Ari	L	p	0	0 0	0.0	0.0	0	0	0	0	0	0 0
Nov 12	NYG	W	p	0	0 0	0.0	0.0	0	0	0	0	0	0 1
Nov 26	Sea	L	p	0	0 0	0.0	0.0	0	0	0	0	0	0 0
Dec 3	@ Chi	W	p	0	0 0	0.0	0.0	0	0	0	0	0	0 0
Dec 10	@ Hou	W	p	0	0 0	0.0	0.0	0	0	0	0	0	0 0
Dec 17	Ten	W	IA										
Dec 24	Jax	W	IA										
Dec 31	@ LAR	W	p	1	0 1	0.0	0.0	0	0	0	0	0	0 0
<b>Totals</b>		<b>8-6</b>	<b>7/0</b>	<b>1</b>	<b>0 1</b>	<b>0.0</b>	<b>0.0</b>	<b>0</b>	<b>0</b>	<b>0</b>	<b>0</b>	<b>0</b>	<b>0 1</b>

**2018 San Francisco 49ers**

Date	Opp	W/L	P/S	Tot Solo Asst	Sk - Yds	QBP	TFL	Int - Yds	-TD	PD	FF	FR - Yds	SpT
Sept 9	@ Min	L	p	0	0 0	0.0	0.0	0	0	0	0	0	0 0
Sept 16	Det	W	p	0	0 0	0.0	0.0	0	0	0	0	0	0 0
Sept 23	@ KC	L	IA										
Sept 30	@ LAC	L	p	4	3 1	0.0	0.0	0	0	0	0	1	0 0 0
Oct 7	Ari	L	p	2	1 1	0.0	0.0	0	0	0	0	1	0 0 0
Oct 15	@ GB	L	p	3	3 0	0.0	0.0	0	0	0	0	0	0 0
Oct 21	LAR	L	S	1	1 0	0.0	0.0	0	0	0	0	0	0 0
Oct 28	@ Ari	L	IA										
Nov 1	Oak	W	PS										
Nov 12	NYG	L	p	0	0 0	0.0	0.0	0	0	0	0	0	0 0
Nov 25	@ TB	L	p	0	0 0	0.0	0.0	0	0	0	0	0	0 1
Dec 2	@ Sea	L	p	0	0 0	0.0	0.0	0	0	0	0	0	0 0
Dec 9	Den	W	p	0	0 0	0.0	0.0	0	0	0	0	0	0 1
Dec 16	Sea	W	p	0	0 0	0.0	0.0	0	0	0	0	0	0 1
Dec 23	Chi	L	p	0	0 0	0.0	0.0	0	0	0	0	1	2 0
Dec 30	@ LAR	L	p	1	1 0	0.0	0.0	0	0	0	0	0	0 0
<b>Totals</b>		<b>4-12</b>	<b>13/1</b>	<b>11</b>	<b>9 2</b>	<b>0.0</b>	<b>0.0</b>	<b>0</b>	<b>0</b>	<b>0</b>	<b>0</b>	<b>1 1 1</b>	<b>2 3</b>

**2019 Cincinnati Bengals**

Date	Opp	W/L	P/S	Tot Solo Asst	Sk - Yds	QBP	TFL	Int - Yds	-TD	PD	FF	FR - Yds	SpT
Sept 30	@ Pit	L	p	0	0 0	0.0	0.0	0	0	0	0	0	0 0
Oct 6	Ari	L	IA										
Oct 13	@ Bal	L	PS										
Oct 20	Jax	L	PS										
Oct 27	@ LAR	L	PS										

Nov 10	Bal	L	p	0	0 0	0.0	0.0	0	0	0	0	0	0 0
Nov 17	@ Oak	L	p	0	0 0	0.0	0.0	0	0	0	0	0	0 0
Nov 24	Pit	L	p	0	0 0	0.0	0.0	0	0	0	0	0	0 0
Dec 1	NYJ	W	p	0	0 0	0.0	0.0	0	0	0	0	0	0 0
Dec 8	@ Cle	L	p	1	1 0	0.0	0.0	0	0	0	0	0	0 0
Dec 15	NE	L	p	0	0 0	0.0	0.0	0	0	0	0	0	0 0
Dec 22	@ Mia	L	p	0	0 0	0.0	0.0	0	0	0	0	1	0 0 1
Dec 29	Cle	W	p	0	0 0	0.0	0.0	0	0	0	0	0	0 0
<b>Totals</b>		<b>2-11</b>	<b>9/0</b>	<b>1</b>	<b>1 0</b>	<b>0.0</b>	<b>0.0</b>	<b>0</b>	<b>0</b>	<b>0</b>	<b>0</b>	<b>1</b>	<b>0 0 0 1</b>

**2020 Tennessee Titans**

Date	Opp	W/L	P/S	Tot Solo Asst	Sk - Yds	QBP	TFL	Int - Yds	-TD	PD	FF	FR - Yds	SpT
Nov 22	@ Bal	W	DNP										
<b>Totals</b>		<b>1-0</b>	<b>0/0</b>	<b>0</b>	<b>0 0</b>	<b>0.0</b>	<b>0.0</b>	<b>0</b>	<b>0</b>	<b>0</b>	<b>0</b>	<b>0</b>	<b>0 0</b>

**2020 Jacksonville Jaguars**

Date	Opp	W/L	P/S	Tot Solo Asst	Sk - Yds	QBP	TFL	Int - Yds	-TD	PD	FF	FR - Yds	SpT
Dec 6	@ Min	L	S	3	3 0	0.0	0.0	0	0	0	0	1	0 0 0
Dec 13	Ten	L	p	3	2 1	0.0	0.0	0	0	0	0	1	0 0 0
Dec 20	@ Bal	L	S	2	2 0	0.0	0.0	0	0	0	0	1	0 0 0
Dec 27	Chi	L	S	10	10 0	0.0	0.0	0	0	0	0	0	0 0 0
Jan 3	@ Ind	L	S	3	3 0	0.0	0.0	0	0	0	0	0	0 0 0
<b>Totals</b>		<b>0-5</b>	<b>5/4</b>	<b>21</b>	<b>20 1</b>	<b>0.0</b>	<b>0.0</b>	<b>0</b>	<b>0</b>	<b>0</b>	<b>0</b>	<b>3</b>	<b>0 0 0 0</b>

**2021 Tennessee Titans**

Date	Opp	W/L	P/S	Tot Solo Asst	Sk - Yds	QBP	TFL	Int - Yds	-TD	PD	FF	FR - Yds	SpT
Oct 24	KC	W	S	3	3 0	0.0	0.0	0	0	0	0	0	0 0
Oct 31	@ Ind	W	S	5	4 1	0.0	0.0	0	0	0	0	0	0 0
Nov 7	@ LAR	W	IA										
Nov 14	NO	W	IA										
Nov 21	Hou	L	IA										
Nov 28	@ NE	L	IA										
Dec 12	Jax	W	p	2	2 0	0.0	0.0	0	0	0	0	0	0 0
Dec 19	@ Pit	L	p	0	0 0	0.0	0.0	0	0	0	0	1	0 0 0
Dec 23	SF	W	p	0	0 0	0.0	0.0	0	0	0	0	0	0 0
Jan 2	Mia	W	IA										
Jan 9	@ Hou	W	IA										
<b>Totals</b>		<b>8-3</b>	<b>5/2</b>	<b>10</b>	<b>9 1</b>	<b>0.0</b>	<b>0.0</b>	<b>0</b>	<b>0</b>	<b>0</b>	<b>0</b>	<b>1</b>	<b>0 0 0 0</b>

**Playoffs**

Jan 22	Cin	L	R/C										
<b>Totals</b>		<b>0-1</b>	<b>0/0</b>	<b>0</b>	<b>0 0</b>	<b>0.0</b>	<b>0.0</b>	<b>0</b>	<b>0</b>	<b>0</b>	<b>0</b>	<b>0</b>	<b>0 0</b>



**GREG MABIN'S NFL STATISTICS**

REGULAR SEASON				TACKLES							INTERCEPTIONS					FUMBLES			
Year	Team	GP	GS	Tot	Solo	Asst	Sk	Yds	QBP	TFL	No	Yds	Lg	TD	PD	FF	FR	Yds	SpT
2017	BUF/SF	7	0	1	1	0	0.0	0.0	0	0	0	0	0	0	1	0	0	0	1
2018	San Francisco	13	1	11	9	2	0.0	0.0	0	0	0	0	0	1	1	1	1	2	3
2019	Cincinnati	9	0	1	1	0	0.0	0.0	0	0	0	0	0	1	0	0	0	0	1
2020	TEN/JAX	5	4	21	20	1	0.0	0.0	0	0	0	0	0	3	0	0	0	0	0
2021	Tennessee	5	2	10	9	1	0.0	0.0	0	0	0	0	0	1	0	0	0	0	0
<b>NFL Totals</b>		<b>39</b>	<b>7</b>	<b>44</b>	<b>40</b>	<b>4</b>	<b>0.0</b>	<b>0.0</b>	<b>0</b>	<b>0</b>	<b>0</b>	<b>0</b>	<b>0</b>	<b>7</b>	<b>1</b>	<b>1</b>	<b>2</b>	<b>5</b>	

PLAYOFFS				TACKLES							INTERCEPTIONS					FUMBLES			
Year	Team	GP	GS	Tot	Solo	Asst	Sk	Yds	QBP	TFL	No	Yds	Lg	TD	PD	FF	FR	Yds	SpT
2021	Tennessee	0	0	0	0	0	0.0	0.0	0	0	0	0	0	0	0	0	0	0	0
<b>NFL Totals</b>		<b>0</b>	<b>0</b>	<b>0</b>	<b>0</b>	<b>0</b>	<b>0.0</b>	<b>0.0</b>	<b>0</b>	<b>0</b>	<b>0</b>	<b>0</b>	<b>0</b>	<b>0</b>	<b>0</b>	<b>0</b>	<b>0</b>	<b>0</b>	<b>0</b>

**Single-Game Highs**

Tackles - 10 vs. Chicago (12/27/20)

Passes Defensed - 1 (Seven times, last at Pittsburgh 12/19/21)

Forced Fumble - 1 at Los Angeles Chargers (9/30/18)

Fumble Recovery - 1 against Chicago (12/23/18)

Special Teams Tackles - 1 (Five times, last at Miami 12/22/19)



# 86 JOSH MALONE

**WIDE RECEIVER • 6'3" • 205 LBS • COLLEGE: TENNESSEE**  
**ACQUIRED: FREE AGENT - 2022 • NFL EXPERIENCE (NFL/TITANS): 3/1**  
**HOMETOWN: GALLATIN, TENN.**  
**GAMES PLAYED/GAMES STARTED: 26/7 (PLAYOFFS: 0/0)**



**PRO:** The Titans signed free agent Josh Malone during the 2022 offseason to add depth to the wide receiving corps and special teams units. The 6-foot-3-inch, 205-pounder has appeared in 26 games with seven starts for the Cincinnati Bengals (2017-18) and the New York Jets (2019-2020), and has tallied 11 passes for 91 yards and one touchdown and added seven kickoff returns for 140 yards. The Gallatin, Tenn., native has also spent time with the Denver Broncos and Green Bay Packers. In three seasons at the University of Tennessee (2014-16), Malone totaled 104 catches (18th in program history) for 1,608 yards and 14 touchdowns.

#### CAREER HIGHLIGHTS:

- In 2020, Malone recorded seven kickoff returns for 140 yards (20.0 avg.), all of which set career-high marks.
- In 2017, Malone set career-bests in games played (11), receptions (six), receiving yards (63), receiving long (25) and receiving touchdowns (one).

#### TITANS TIDBITS:

- A native of Gallatin, Tenn., Malone was named Tennessee's Mr. Football as a high school senior in 2013.
- Malone's cousin, Mikki Allen, played defensive back at Tennessee, was a part of the school's 1998 National Championship team, and is the athletic director at Tennessee State.

#### CAREER TRANSACTIONS:

- The Gallatin, Tenn., native was originally drafted by the Cincinnati Bengals in the fourth round (128th overall) of the 2017 NFL Draft.
- Waived by the Bengals on Sept. 1, 2019.
- Signed by the New York Jets to the team's practice squad on Sept. 4, 2019.
- Waived by the Jets on Sept. 5, 2020 and signed to the team's practice squad a day later.
- Signed by the Jets to the team's active roster off of the practice squad on Sept. 12, 2020.
- Waived by the Jets on Oct. 10, 2020.
- Signed by the Jets to the team's practice squad on Oct. 13, 2020.
- Waived by the Jets on Aug. 24, 2021.
- Signed by the Denver Broncos to the team's practice squad on Oct. 5, 2021.
- Waived by the Broncos on Oct. 12, 2021.
- Signed by the Green Bay Packers to the team's practice squad on Dec. 14, 2021.
- Waived by the Packers on Jan. 31, 2022.
- Signed by the Titans as a free agent on Feb. 22, 2022.

#### SEASON RECAPS:

**2021 (0/0 - Denver; 0/0, 0/0 - Green Bay):** Spent a portion of the season on the Denver Broncos' and Green Bay Packers' practice squads.

**2020 (4/0 - New York Jets):** Appeared in four contests and caught four passes for 16 yards and added seven kickoff returns for 140 yards (20.0 avg.). Added one 12-yard carry. Spent 13 weeks on the team's practice squad.

- Against San Francisco (9/20), made a career-best four receptions for 16 yards. Posted two kickoff returns for 49 yards (24.5 avg.) including a 32-yard return. Added one 12-yard carry for a first down.
- At Indianapolis (9/27), tallied four kickoff returns for 75 yards including a long of 40, all of which set career-marks.

**2019 (2/0 - New York Jets):** Spent the entire season on the Jets' practice

squad and appeared in two games as a reserve.

**2018 (9/0 - Cincinnati):** Saw action in nine games and caught one pass for 12 yards. Was inactive for seven contests.

- At Carolina (9/23), made one 12-yard reception for a first down.

**2017 (11/7 - Cincinnati):** Appeared in 11 games with seven starts and caught six passes for 63 yards, including a long of 25, and one touchdown, all of which set career-high marks. Added two carries for two yards. Was inactive for five contests.

- Against Indianapolis (10/29), caught two passes for 35 yards and one touchdown. Logged his first career score on a 25-yard touchdown reception.

#### COLLEGE:

- Appeared in 39 games with 31 starts and totaled 104 receptions for 1,608 yards and 14 touchdowns over three seasons at Tennessee (2014-16). His 104 receptions ranked 18th in program history.
- As a junior (2016), started all 13 games and set career-highs and led the team in receptions (50), receiving yards (972) and receiving touchdowns (11). His 972 receiving yards ranked 10th in Tennessee single-season history and were the most since 2012 (Justin Hunter, 1,083). His 11 receiving touchdowns tied for the third-most in program history and were the most since 2006. Averaged 19.4 yards per reception, which set a single-season record for receivers (minimum 50 catches), breaking the previous mark set in 2006. Recorded three 100-yard receiving games.
- As a sophomore (2015), saw action in 13 games and made 12 starts. Ranked third on the team with 31 catches for a team-high 405 yards and two touchdowns.
- As a true freshman (2014), appeared in 13 games and made six starts. Tallied 23 catches for 231 yards and one score.
- Majored in finance at Tennessee.

#### PERSONAL:

- Attended Station Camp (Tenn.) High School where he was named Tennessee's Mr. Football and earned first-team all-state honors as a senior in 2013.
- As a senior (2013), scored 31 total touchdowns four different ways (receiving, rushing, kickoff return and interception return). Tallied 71 receptions for 1,404 yards and 19 touchdowns, and 22 carries for 246 yards and five touchdowns.
- Rated a five-star recruit by Rivals, and a four-star recruit by 247Sports, ESPN, and Scout.
- Son of Rebecca and Cordell Malone.
- Follow Malone on Twitter @joshuamalone03 and on Instagram @joshmalone03.
- Born Joshua Malone on March 21, 1996 in Gallatin, Tenn.

## JOSH MALONE'S GAME-BY-GAME

2017 Cincinnati Bengals					RECEIVING					2019 New York Jets					RECEIVING				
Date	Opp.	W/L	P/S	No	Yds	Avg	Lg	TD	Date	Opp.	W/L	P/S	No	Yds	Avg	Lg	TD		
Sept 10	Bal	L	IA						Sept 8	Buf	L	PS							
Sept 14	Hou	L	IA						Sept 16	Cle	L	PS							
Sept 24	@ GB	L	IA						Sept 22	@ NE	L	PS							
Oct 1	@ Cle	W	IA						Oct 6	@ Phi	L	PS							
Oct 8	Buf	W	IA						Oct 13	Dal	W	PS							
Oct 22	@ Pit	L	p	0	0	-	-	0	Oct 21	NE	L	PS							
Oct 29	Ind	W	p	2	35	17.5	25t	1	Oct 27	@ Jax	L	PS							
Nov 5	@ Jax	L	p	1	13	13.0	13	0	Nov 3	@ Mia	L	PS							
Nov 12	@ Ten	L	S	1	6	6.0	6	0	Nov 10	NYG	W	PS							
Nov 19	@ Den	W	S	0	0	-	-	0	Nov 17	@ Was	W	PS							
Nov 26	Cle	W	S	0	0	-	-	0	Nov 24	Oak	W	PS							
Dec 4	Pit	L	S	2	9	4.5	6	0	Dec 1	@ Cin	L	PS							
Dec 10	Chi	L	S	0	0	-	-	0	Dec 8	Mia	W	PS							
Dec 17	@ Min	L	p	0	0	-	-	0	Dec 12	@ Bal	L	PS							
Dec 24	Det	W	S	0	0	-	-	0	Dec 22	Pit	W	p	0	0	-	-	0		
Dec 31	@ Bal	W	S	0	0	-	-	0	Dec 29	@ Buf	W	p	0	0	-	-	0		
<b>Totals</b>		<b>7-9</b>	<b>11/7</b>	<b>6</b>	<b>63</b>	<b>10.5</b>	<b>25t</b>	<b>1</b>	<b>Totals</b>		<b>7-9</b>	<b>2/0</b>	<b>0</b>	<b>0</b>	<b>-</b>	<b>-</b>	<b>0</b>		

2018 Cincinnati Bengals					RECEIVING					2020 New York Jets					RECEIVING				
Date	Opp.	W/L	P/S	No	Yds	Avg	Lg	TD	Date	Opp.	W/L	P/S	No	Yds	Avg	Lg	TD		
Sept 9	@ Ind	W	p	0	0	-	-	0	Sept 13	@ Buf	L	p	0	0	-	-	0		
Sept 13	Bal	W	p	0	0	-	-	0	Sept 20	SF	L	p	4	16	4.0	13	0		
Sept 23	@ Car	L	p	1	12	12.0	12	0	Sept 27	@ Ind	L	p	0	0	-	-	0		
Sept 30	@ Atl	W	p	0	0	-	-	0	Oct 1	Den	L	p	0	0	-	-	0		
Oct 7	Mia	W	p	0	0	-	-	0	Oct 11	Ari	L	NWT							
Oct 14	Pit	L	p	0	0	-	-	0	Oct 18	@ Mia	L	PS							
Oct 21	@ KC	L	IA						Oct 25	Buf	L	PS							
Oct 28	TB	W	p	0	0	-	-	0	Nov 1	@ KC	L	PS							
Nov 11	NO	L	IA						Nov 9	NE	L	PS							
Nov 18	@ Bal	L	IA						Nov 22	@ LAC	L	PS							
Nov 25	Cle	L	IA						Nov 29	Mia	L	PS							
Dec 2	Den	L	IA						Dec 6	LV	L	PS							
Dec 9	@ LAC	L	IA						Dec 13	@ Sea	L	PS							
Dec 16	Oak	W	IA						Dec 20	@ LAR	W	PS							
Dec 23	@ Cle	L	p	0	0	-	-	0	Dec 27	Cle	W	PS							
Dec 30	@ Pit	L	p	0	0	-	-	0	Jan 3	@ NE	L	PS							
<b>Totals</b>		<b>6-10</b>	<b>9/0</b>	<b>1</b>	<b>12</b>	<b>12.0</b>	<b>12</b>	<b>0</b>	<b>Totals</b>		<b>2-14</b>	<b>4/0</b>	<b>4</b>	<b>16</b>	<b>4.0</b>	<b>13</b>	<b>0</b>		

## JOSH MALONE'S NFL STATISTICS

REGULAR SEASON		RECEIVING							RUSHING				
Year	Team	GP	GS	No	Yds	Avg	Lg	TD	Att	Yds	Avg	Lg	TD
2017	Cincinnati	11	7	6	63	10.5	25t	1	2	2	1.0	4	0
2018	Cincinnati	9	0	1	12	12.0	12	0	0	0	-	-	0
2019	N.Y. Jets	2	0	0	0	-	-	0	0	0	-	-	0
2020	N.Y. Jets	4	0	4	16	4.0	13	0	1	12	12.0	12	0
2021	DEN/GB												
Practice Squad													
<b>NFL Totals</b>		<b>26</b>	<b>7</b>	<b>11</b>	<b>91</b>	<b>8.3</b>	<b>25t</b>	<b>1</b>	<b>3</b>	<b>14</b>	<b>4.7</b>	<b>12</b>	<b>0</b>

REGULAR SEASON		PUNT RETURNS					KICKOFF RETURNS					
Year	Team	No	FC	Yds	Avg	Lg	TD	No	Yds	Avg	Lg	TD
2020	N.Y. Jets	0	0	0	-	-	0	7	140	20.0	40	0
<b>NFL Totals</b>		<b>0</b>	<b>0</b>	<b>0</b>	<b>-</b>	<b>0</b>	<b>0</b>	<b>7</b>	<b>140</b>	<b>20.0</b>	<b>40</b>	<b>0</b>

### Single-Game Highs

Receptions - 4 vs. San Francisco (9/20/20)  
 Receiving Yards - 35 vs. Indianapolis (10/29/17)  
 Long Reception - 25 vs. Indianapolis (10/29/17)  
 Receiving Touchdown - 1 vs. Indianapolis (10/29/17)

Kickoff Returns - 4 at Indianapolis (9/27/20)  
 Kickoff Return Yards - 75 at Indianapolis (9/27/20)  
 Kickoff Return Long - 40 at Indianapolis (9/27/20)



# 21 ROGER McCREARY

**CORNERBACK • 5'11" • 190 LBS • COLLEGE: AUBURN**  
**ACQUIRED: 2ND ROUND - 2022 • NFL EXPERIENCE: ROOKIE**  
**HOMETOWN: MOBILE, ALA.**  
**GAMES PLAYED/GAMES STARTED: 0/0 (PLAYOFFS: 0/0)**



**PRO:** The Titans selected Roger McCreary in the second round (35th overall) of the 2022 NFL Draft. The 5-foot-11-inch, 190-pounder is a physical, athletic cornerback that is known for always being around the ball. The Mobile, Ala., native was a two-year starter at Auburn and notched an impressive 22 passes defended, including four interceptions, during his final two collegiate campaigns.

#### CAREER HIGHLIGHTS:

- In 2021, McCreary amassed a career-best 49 tackles and led Auburn with a career-high 16 passes defended.
- In 2020, McCreary posted career-highs with three interceptions and seven tackles for loss as a junior with the Tigers.

#### TITANS TIDBITS:

- McCreary's pregame ritual is eating two plates of baked beans with sugar the night before a game. The tradition started when he got to Auburn and he says Bush's baked beans are his favorite.
- His uncle, Angelo James, was a defensive back for the Philadelphia Eagles.

#### CAREER TRANSACTIONS:

- The Mobile, Ala., native was selected by the Titans in the second round (35th overall) of the 2022 NFL Draft.

#### COLLEGE:

- During four seasons at Auburn, McCreary appeared in 43 games with 23 starts and posted 135 tackles, five interceptions, 35 passes defended, 10 stops for loss, a forced fumble and two fumble recoveries.

**AS A SENIOR (2021)**, started 12 games at cornerback and collected 49 tackles, an interception, a sack, two stops for loss and a team-best 16 passes defended. Named a first-team All-America by The Athletic, Associated Press, ESPN and Reese's Senior Bowl. Was a Bednarik Award semifinalist.

- Against Alabama State (9/11), registered seven tackles and a 35-yard interception return for a score. Named SEC Defensive Player of the Week.
- At Penn State (9/18), collected four tackles and an interception.
- At Arkansas (10/16), notched five tackles and three passes defended.
- Against Alabama (11/27), posted seven tackles and a team-best four passes defended.

**AS A JUNIOR (2020)**, started 10 games at cornerback and amassed 45 tackles, three interceptions, seven stops for loss, six passes defended and a forced fumble. Named SEC Academic Honor Roll.

- Against Kentucky (9/26), notched four tackle, an interception and a forced fumble.
- At Georgia (10/3), posted two tackles and two passes defended.
- At Ole Miss (10/24), registered an interception and thwarted a fake field goal attempt with a tackle for loss.
- At Mississippi State (12/1), recorded four tackles, an interception and two passes defended.

**AS A SOPHOMORE (2019)**, played in 13 games with a start at cornerback and posted 36 tackles, an interception, 12 passes defended, a stop for loss and a fumble recovery.

- Against Tulane (9/7), notched three tackles, including a stop for loss and a pass defended.
- At Arkansas (10/19), collected a team-high five tackles and two passes defended.

- At Louisiana State (10/26), made his first career start and registered a career-best 10 tackles and his first career interception.
- Against Georgia (11/16), recorded a tackle and two passes defended.

**AS A TRUE FRESHMAN (2018)**, saw action in seven games and registered five tackles and a pass defended.

- Graduated with a degree in interdisciplinary studies in August 2021 from Auburn.

#### PERSONAL:

- Attended Williamson (Mobile, Ala.) High School.
- As a senior (2017), named first-team Class 5A All-State after collecting eight interceptions and more than 100 tackles. Also had more than 2,100 offensive yards and was named Optimist Club Player of the Year.
- Also participated in track and field, basketball and baseball.
- Enjoys bowling and playing golf.
- Has two dogs – Trouble (Boxer) and Ash (Yorkie/Shih Tzu mix).
- Follow McCreary on Twitter at @RogerJamez and on Instagram at @rod\_james251.
- Son of Felicia James and has a sister, Tadaisha.
- Born Roger Lee McCreary on Feb. 10, 1999 in Mobile, Ala.



## ROGER McCREARY'S COLLEGE STATISTICS

SEASON		TACKLES									INTERCEPTIONS					FUMBLES		
Year	Team	GP	GS	Tot	Solo	Asst	Sk	Yds	QBP	TFL	No	Yds	Lg	TD	PD	FF	FR	Yds
2018	Auburn	7	0	5	2	3	0.0	0.0	NA	0	0	0	0	0	1	0	0	0
2019	Auburn	13	1	36	30	6	0.0	0.0	NA	1	1	0	0	0	12	0	1	15
2020	Auburn	10	10	45	38	7	0.0	0.0	NA	7	3	63	30	0	6	1	0	0
2021	Auburn	12	12	49	41	8	1.0	7.0	NA	2	2	35	35t	1	16	0	1	0
<b>Totals</b>		<b>42</b>	<b>23</b>	<b>135</b>	<b>111</b>	<b>34</b>	<b>1.0</b>	<b>7.0</b>	<b>NA</b>	<b>10</b>	<b>6</b>	<b>98</b>	<b>35t</b>	<b>1</b>	<b>35</b>	<b>1</b>	<b>2</b>	<b>15</b>

### Single-Game Highs

Tackles - 10 at Louisiana State (10/26/19)

Interceptions - 1 (Six times, last at Penn State 9/18/21)

Sacks - 1 at South Carolina (11/20/21)

Passes Defensed - 4 vs. Alabama (11/27/21)

Tackles For Loss - 2 at Mississippi (10/24/20)

Forced Fumble - 1 vs. Kentucky (9/26/20)

Fumble Recovery - 1 (Twice, last vs. Texas A&M 11/6/21)



# 13 RACEY McMATH

**WIDE RECEIVER • 6'3" • 217 LBS • COLLEGE: LOUISIANA STATE  
ACQUIRED: 6TH ROUND - 2021 • NFL EXPERIENCE: 2/2  
HOMETOWN: NEW ORLEANS, LA.  
GAMES PLAYED/GAMES STARTED: 9/0 (PLAYOFFS: 1/0)**



**PRO:** The Titans selected Racey McMath with the 205th overall pick in the sixth round of the 2021 NFL Draft. The 6-foot-3 inch, 217-pound wide receiver possesses tremendous size and explosion for the position. He appeared in nine games as a rookie in 2021 primarily contributing on special teams, while adding two catches for eight yards. A native of New Orleans, La., he spent four seasons at Louisiana State University, appearing in 34 total games with six starts. McMath was a special teams standout during his career at LSU, and was a key contributor during the Tigers' 2019 national championship campaign.

#### TITANS TIDBITS:

- McMath's roommate at Louisiana State in 2019 was current Titans cornerback Kristian Fulton.
- His parents named him Racey due to the fact that during his mom's pregnancy, he never stayed still. "It felt like he was just racing in my stomach," said his mom, Pam, "so we said, 'OK, that's going to be his name—let's call him Racey.'"

#### CAREER TRANSACTIONS:

- The New Orleans, La., native was selected by the Titans in the sixth round (205th overall) of the 2021 NFL Draft.

#### SEASON RECAPS:

**2021 (9/0, 1/0):** Saw action in nine games as a reserve during his rookie campaign and caught two passes for eight yards. Registered four special teams tackles on coverage units. Placed on injured reserve on Nov. 13 and missed eight games before being activated from injured reserve designated to return on Dec. 11. Played as a reserve in the postseason contest. Tied for the team lead in special teams tackles once in 2021 (vs. IND). Made his NFL debut against Arizona (9/12/21).

- Against Arizona (9/12), saw action in his first NFL contest as a reserve on special teams.
- At Seattle (9/19), played as a reserve on special teams and collected a special teams stop on coverage units.
- Against Indianapolis (9/26), saw action as a reserve on special teams and at wide receiver. Tied for the team lead with a special teams tackle on coverage units.
- Against Jacksonville (12/12), returned to the lineup as a reserve at wide receiver and posted his first career catch for nine yards. Registered his first career reception on a jet sweep shovel pass during the Titans' final touchdown drive in the third quarter.
- At Pittsburgh (12/19), played as a reserve at wide receiver and registered a reception. Notched a special teams tackle on coverage units.
- At Houston (1/9), saw action as a reserve at wide receiver and on special teams. Set up the Titans' third touchdown of the second quarter by drawing a 45-yard pass interference penalty at the Houston four-yard line.
- Against Cincinnati (1/22), made his postseason debut as a reserve at wide receiver and on special teams.

#### COLLEGE:

- During four seasons at Louisiana State, McMath appeared in 34 games with six starts. His career totals included 33 receptions for 522 yards and four touchdowns. He also served as a key contributor on special teams, collecting six special teams tackles and a forced fumble.
- As a senior (2020), started all six games in which he appeared and caught 14 passes for 195 yards and one touchdown. Added a pair of special teams tackles and a forced fumble.
- As a junior (2019), developed into a key contributor among LSU's fleet of wide receivers, appearing in 14 games during a national championship

season. Produced career highs with 17 receptions, 285 receiving yards and three touchdowns. Added two special teams tackles.

- As a sophomore (2018), played in 12 games and caught two passes for 42 yards. Also contributed two tackles on special teams.
- As a freshman (2017), saw action in two games.
- Majored in interdisciplinary studies at Louisiana State.

#### PERSONAL:

- Attended Edna Karr (New Orleans, La.) High School, where he helped lead the Cougars to state championship games as both a junior and senior. Rated a three-star recruit by 247Sports, Rivals, ESPN, and Scout and listed as a Top 30 overall prospect in Louisiana by 247Sports, Rivals, and ESPN
- As a senior in 2016, caught a pair of touchdown passes in helping Karr to a perfect 14-0 mark and the 4A state title in 2016. Named first team 4A by the Louisiana Sports Writers Association.
- Also ran track in high school and helped the relay team to a third-place finish in the 4x200 relay in spring 2016.
- Follow McMath on Twitter at @ohrae17\_ and on Instagram at @ohrae17.
- Son of Pam and James McMath.
- Born Racey James McMath on June 14, 1999 in New Orleans, La.

## RACEY McMATH'S GAME-BY-GAME

2021 Tennessee Titans				RECEIVING										
Date	Opp.	W/L	P/S	No	Yds	Avg	Lg	TD						
Sept 12	Ari	L	p	0	0	-	0	0	Nov 28	@	NE	L	IR	
Sept 19	@ Sea	W	p	0	0	-	0	0	Dec 12		Jax	W	p	1
Sept 26	Ind	W	p	0	0	-	0	0	Dec 19	@	Pit	L	p	1
Oct 3	@ NYJ	L	p	0	0	-	0	0	Dec 23		SF	W	p	0
Oct 10	@ Jax	W	IR						Jan 2		Mia	W	p	0
Oct 18	Buf	W	IR						Jan 9	@	Hou	W	p	0
Oct 24	KC	W	IR						<b>Totals</b>			12-5	9/0	2
Oct 31	@ Ind	W	IR						<b>Playoffs</b>					8
Nov 7	@ LAR	W	IR						Jan 22		Cin	L	p	0
Nov 14	NO	W	IR						<b>Totals</b>			0-1	1/0	0
Nov 21	Hou	L	IR											0

## RACEY McMATH'S NFL STATISTICS

REGULAR SEASON				RECEIVING					RUSHING				
Year	Team	GP	GS	No	Yds	Avg	Lg	TD	Att	Yds	Avg	Lg	TD
2021	Tennessee	9	0	2	8	4.0	9	0	0	0	-	0	0
<b>NFL Totals</b>		<b>9</b>	<b>0</b>	<b>2</b>	<b>8</b>	<b>4.0</b>	<b>9</b>	<b>0</b>	<b>0</b>	<b>0</b>	<b>-</b>	<b>0</b>	<b>0</b>

PLAYOFFS				RECEIVING					RUSHING				
Year	Team	GP	GS	No	Yds	Avg	Lg	TD	Att	Yds	Avg	Lg	TD
2021	Tennessee	1	0	0	0	-	0	0	0	0	-	0	0
<b>NFL Totals</b>		<b>1</b>	<b>0</b>	<b>0</b>	<b>0</b>	<b>-</b>	<b>0</b>	<b>0</b>	<b>0</b>	<b>0</b>	<b>-</b>	<b>0</b>	<b>0</b>

### Single-Game Highs

Receptions - 1 (Twice, last at Pittsburgh 12/19/21)


Receiving Yards - 9 vs. Jacksonville (12/12/21)

Long Reception - 9 vs. Jacksonville (12/12/21)

### Additional Career Statistics

Special Teams Tackles - 3 (2021)

Misc. Tackles - 1 (2021)



# 24 ELIJAH MOLDEN

**CORNERBACK • 5'10" • 192 LBS • COLLEGE: WASHINGTON**

**ACQUIRED: 3RD ROUND - 2021**

**NFL EXPERIENCE (NFL/TITANS): 2/2 • HOMETOWN: WEST LINN, ORE.**

**GAMES PLAYED/GAMES STARTED: 16/7 (PLAYOFFS: 1/1)**



**PRO:** The Titans selected Elijah Molden in the third round (100th overall) of the 2021 NFL Draft. As a rookie, he appeared in 16 games with seven starts in the nickel defense. The 5-foot-10 inch, 192-pounder is a savvy and physical defender capable of playing multiple spots on defense and becoming a key contributor on special teams. An instinctive player with a nose for the football, he totaled 153 tackles, five interceptions, 25 passes defended, four forced fumbles and two fumble recoveries in 44 games at the University of Washington.

### CAREER HIGHLIGHTS:

- As a rookie in 2021, Molden ranked fifth on the team and first among Titans rookies with 60 tackles and registered one interception for a touchdown. He was one of six NFL rookie defensive backs with at least 60 tackles and one interception.
- In 2020, Washington's football season was limited to four games due to the COVID-19 pandemic. Molden started all four contests and finished third on the squad with 26 tackles to go with one interception and two passes defended.
- In June 2021, Molden was named by the Pac-12 as a Tom Hansen Conference Medal recipient. The prestigious honor is awarded annually to each Pac-12 member institution's outstanding senior male and female student-athlete based on the combination of performance and achievement in scholarship, athletics and leadership. This followed Molden winning the Washington football team's Guy Flaherty Award, which is given to the team's most inspirational player as voted by the players.
- In 2019, Molden set career highs with a team-high 79 tackles, four interceptions and three forced fumbles.

### TITANS TIDBITS:

- Molden comes from a football family. His father, Alex Molden, was inducted to the University of Oregon Hall of Fame and was an eight-year NFL cornerback with the Saints, Chargers and Lions after being selected by the Saints with the 11th overall draft pick in 1996. Elijah's older brother, Isaiah, played defensive line at Western Oregon.
- Molden is the second-oldest of eight children in his family. He has four brothers and three sisters.
- He is an avid reader and lists "Shoe Dog" by Phil Knight, "Tattoos on the Heart" by Greg Boyle, and "The Alchemist" by Paulo Coelho as three of his favorite books. He prefers hard copies of books as opposed to digital versions so that he can make notes and keep them in the books."

### CAREER TRANSACTIONS:

- The West Linn, Ore., native was selected by the Titans in the third round (100th overall) of the 2021 NFL Draft.

### SEASON RECAPS:

**2021 (16/7, 1/1):** Saw action in 16 games with seven starts at cornerback and registered 60 tackles, including three stops for loss, six quarterback pressures, an interception returned for a touchdown, four passes defended, a forced fumble, a fumble recovery and two special teams tackles. Missed one contest on the reserve/COVID-19 list. Started the postseason contest and collected two tackles. Tied for the team lead in tackles once in 2021 (vs. KC). Led the team in quarterback pressures twice (vs. HOU, at PIT). Tied for the team lead in passes defended once (vs. HOU). Tied for the team lead in special teams tackles once (vs. BUF). Made his NFL debut against Arizona (9/12/21). Made his first career start against Buffalo (10/18/21).

- Against Arizona (9/12), saw action in his first NFL contest as a reserve at nickelback and collected two tackles.

- At Seattle (9/19), played as a reserve at cornerback and posted two tackles. Teamed with Rashaan Evans to stuff Chris Carson for no gain on a rush off right end in the first quarter.
- At Jacksonville (10/10), saw action as a reserve at cornerback and compiled three tackles and a forced fumble. Forced a Dan Arnold fumble that was recovered by Kevin Byard and returned 30 yards for a touchdown early in the first quarter.
- Against Buffalo (10/18), made his first career start at cornerback and notched eight tackles, including a stop for loss. Registered a special teams tackle on coverage units. Stuffed Zack Moss for a three-yard loss on a rush off left end in the first quarter.
- Against Kansas City (10/24), started at cornerback and tied for the team lead with eight tackles.
- At Indianapolis (10/31), started at cornerback and posted two tackles and two passes defended, including an interception return for a touchdown. Broke up a pass intended for Nyheim Hines in the fourth quarter. Gave the Titans a 31-24 lead with two-yard interception return for a touchdown off of Carson Wentz late in the fourth quarter.
- Against Houston (11/21), saw action as a reserve at cornerback and totaled six tackles, a team-best two quarterback pressures and a pass defended. Ended a Texans' drive by breaking up a third-and-nine pass intended for Brevin Jordan along the sideline in the third quarter. Combined with Jayon Brown to stop Rex Burkhead for a two-yard loss on a rush up the middle in the third stanza.
- At Pittsburgh (12/19), saw significant action as a reserve at cornerback and notched four tackles, including a stop for loss and a team-high three quarterback pressures. Stonewalled Najee Harris for a five-yard loss on a rush off right tackle in the final stanza.
- Against San Francisco (12/23), missed the game on the reserve/COVID-19 list.
- Against Miami (1/2), started at cornerback and notched a tackle, a pass defended and his first career fumble recovery. Recovered a Tua Tagovailoa fumble at the Dolphins' 14-yard line in the first quarter. Deflected a pass intended for DeVante Parker in the second quarter.
- Against Cincinnati (1/22), started at nickelback in his postseason debut and registered two tackles.

### COLLEGE:

- In four seasons at the University of Washington, Molden appeared in 44 games with 20 starts. His totals included 153 tackles, seven tackles for loss, five interceptions, 25 passes defended, four forced fumbles and two fumble recoveries. He earned first team All-Pac-12 honors on defense as a junior and senior and was named second team All-Pac-12 as an all-purpose/special teams player as a sophomore.
- As a senior (2020), started all four of the team's games in a shortened season due to the COVID-19 pandemic. Ranked third on the squad with 26 tackles and added one interception and two passes defended. Earned first team All-Pac-12 honors for the second consecutive season. Named the university's male recipient of the Pac-12's Tom Hansen Conference Medal as well as the football team's defensive MVP and Guy Flaherty Award recipient as the team's most inspirational player. Honors also included second team All-American by Pro Football Focus, which also named him Pac-12 Player of the Year. He was a semifinalist for the Lott IMPACT Trophy.
- As a junior (2019), started all 13 games and led the team with 79 tackles, four interceptions, 17 passes defended and three forced fumbles (tied). Added 5.5 tackles for loss and a fumble recovery. Honors included first team All-Pac-12, CoSIDA Academic All-District 8 team, second team Pro Football Focus All-America, first team Pro Football Focus All-Pac-12, first



team Associated Press All-Pac-12 and Pac-12 Academic Honor Roll. Won the Husky Excellence Award and the 101 Club Academic Award. Named the MVP of the Las Vegas Bowl against Boise State (12/21) after totaling nine tackles, a half tackle for loss, a forced fumble and an interception in the win.

- As a sophomore (2018), played in all 14 games with three starts and totaled 29 tackles, five passes defended, one forced fumble and one fumble recovery. Won the team's Most Outstanding Special Teams Player award and earned second team All-Pac-12 honors as an all-purpose/special teams player. Also named first team Academic All-Pac-12.
- As a true freshman (2017), played in all 13 games and registered 19 tackles, 0.5 tackles for loss and one pass defended.
- Graduated from Washington in December 2020 with a degree in communications.

**PERSONAL:**

- Married to Danelle.
- Attended West Linn (Ore.) High School, where he was named first team 6A All-State at cornerback and second team at running back as a senior in 2016. Also first team All-Three Rivers League at both positions and first team USA Today All-Oregon at defensive back, he helped lead the Lions to a 14-0 record, including five wins in the 6A state playoffs. Rushed for 702 yards and 10 touchdowns, caught 19 passes for 249 yards and six touchdowns, and added three interceptions.
- Listed by ESPN.com as the No. 213 overall prospect and as the No. 19 cornerback in the country, and as the No. 2 prospect in Oregon. Ranked the No. 151 overall recruit and No. 17 cornerback in the country by Scout.com, while 247sports.com listed him at No. 2 in Oregon, No. 25 in the nation at cornerback and No. 193 overall.
- As a junior in 2015, earned first team All-Three Rivers League on both sides of the ball.
- Follow Molden on Twitter and on Instagram at @e\_mold3n.
- Son of Christin and Alex Molden.
- Born Elijah Monroe Molden on Jan. 30, 1999 in New Orleans, La.

**ELIJAH MOLDEN'S GAME-BY-GAME**

2021 Tennessee Titans

Date	Opp	W/L	P/S	Tot	Solo	Asst	Sk	-Yds	QBP	TFL	Int	-Yds	-TD	PD	FF	FR	-Yds	SpT	
Sept 12	Ari	L	p	2	2	0	0.0	0.0	0	0	0	0	0	0	0	0	0	0	0
Sept 19	@ Sea	W	p	2	0	2	0.0	0.0	0	0	0	0	0	0	0	0	0	0	0
Sept 26	Ind	W	p	1	1	0	0.0	0.0	0	0	0	0	0	0	0	0	0	0	0
Oct 3	@ NYJ	L	p	0	0	0	0.0	0.0	0	0	0	0	0	0	0	0	0	0	0
Oct 10	@ Jax	W	p	3	3	0	0.0	0.0	0	0	0	0	0	0	1	0	0	0	0
Oct 18	Buf	W	S	8	6	2	0.0	0.0	0	1	0	0	0	0	0	0	0	0	1
Oct 24	KC	W	S	8	6	2	0.0	0.0	0	0	0	0	0	0	0	0	0	0	0
Oct 31	@ Ind	W	S	2	2	0	0.0	0.0	0	0	1	2	1	2	0	0	0	0	0
Nov 7	@ LAR	W	S	8	6	2	0.0	0.0	0	0	0	0	0	0	0	0	0	0	0
Nov 14	NO	W	p	4	1	3	0.0	0.0	1	0	0	0	0	0	0	0	0	0	1
Nov 21	Hou	L	p	6	3	3	0.0	0.0	2	0	0	0	0	1	0	0	0	0	0

Nov 28	@ NE	L	S	0	0	0	0.0	0.0	0	0	0	0	0	0	0	0	0	0	0	
Dec 12	Jax	W	S	5	2	3	0.0	0.0	0	0	0	0	0	0	0	0	0	0	0	
Dec 19	@ Pit	L	p	4	4	0	0.0	0.0	3	1	0	0	0	0	0	0	0	0	0	
Dec 23	SF	W	R/C																	
Jan 2	Mia	W	S	1	0	1	0.0	0.0	0	0	0	0	0	0	1	0	1	0	0	
Jan 9	@ Hou	W	p	6	6	0	0.0	0.0	0	1	0	0	0	0	0	0	0	0	0	
<b>Totals</b>				<b>12-5</b>	<b>16/7</b>	<b>60</b>	<b>42</b>	<b>18</b>	<b>0.0</b>	<b>0.0</b>	<b>6</b>	<b>3</b>	<b>1</b>	<b>2</b>	<b>1</b>	<b>4</b>	<b>1</b>	<b>1</b>	<b>0</b>	<b>2</b>
<b>Playoffs</b>																				
Jan 22	Cin	L	S	2	0	2	0.0	0.0	0	0	0	0	0	0	0	0	0	0	0	
<b>Totals</b>				<b>0-1</b>	<b>1/1</b>	<b>2</b>	<b>0</b>	<b>2</b>	<b>0.0</b>	<b>0.0</b>	<b>0</b>	<b>0</b>	<b>0</b>	<b>0</b>	<b>0</b>	<b>0</b>	<b>0</b>	<b>0</b>	<b>0</b>	<b>0</b>

**ELIJAH MOLDEN'S NFL STATISTICS**

**REGULAR SEASON**

Year	Team	GP		TACKLES							INTERCEPTIONS					FUMBLES			
		GS	Tot	Solo	Asst	Sk	Yds	QBP	TFL	No	Yds	Lg	TD	PD	FF	FR	Yds	SpT	
2021	Tennessee	16	7	60	42	18	0.0	0.0	6	3	1	2	2t	1	4	1	1	0	2
<b>NFL Totals</b>		<b>16</b>	<b>7</b>	<b>60</b>	<b>42</b>	<b>18</b>	<b>0.0</b>	<b>0.0</b>	<b>6</b>	<b>3</b>	<b>1</b>	<b>2</b>	<b>2t</b>	<b>1</b>	<b>4</b>	<b>1</b>	<b>1</b>	<b>0</b>	<b>2</b>

**PLAYOFFS**

Year	Team	GP		TACKLES							INTERCEPTIONS					FUMBLES			
		GS	Tot	Solo	Asst	Sk	Yds	QBP	TFL	No	Yds	Lg	TD	PD	FF	FR	Yds	SpT	
2021	Tennessee	1	1	2	0	2	0.0	0.0	0	0	0	0	0	0	0	0	0	0	0
<b>NFL Totals</b>		<b>1</b>	<b>1</b>	<b>2</b>	<b>0</b>	<b>2</b>	<b>0.0</b>	<b>0.0</b>	<b>0</b>	<b>0</b>	<b>0</b>	<b>0</b>	<b>0</b>	<b>0</b>	<b>0</b>	<b>0</b>	<b>0</b>	<b>0</b>	<b>0</b>

**Single-Game Highs**

- Tackles - 8 (Three times, last at L.A. Rams 11/7/21)
- Interceptions - 1 at Indianapolis (10/31/21)
- Passes Defended - 2 at Indianapolis (10/31/21)
- Tackles For Loss - 1 (Three times, last at Houston 1/9/22)
- Forced Fumbles - 1 at Jacksonville (10/10/21)
- Fumble Recoveries - 1 vs. Miami (1/2/22)
- Quarterback Pressures - 3 at Pittsburgh (12/19/21)
- Special Teams Tackles - 1 (Twice, last vs. New Orleans 11/14/21)

**Additional Statistics**

Touchdowns - 1 (2-yard interception return at Indianapolis, 10/31/21)

**Playoff Single-Game Highs**

Tackles - 2 vs. Cincinnati (1/22/22)



# 33 A.J. MOORE JR.

**SAFETY • 5'11" • 200 LBS • COLLEGE: MISSISSIPPI**  
**ACQUIRED: UNRESTRICTED FREE AGENT (HOU) - 2022**  
**NFL EXPERIENCE (NFL/TITANS): 5/1 • HOMETOWN: BASSFIELD, MISS.**  
**GAMES PLAYED/GAMES STARTED: 55/5 (PLAYOFFS: 3/0)**



**PRO:** The Titans signed A.J. Moore Jr. as an unrestricted free agent during the 2022 offseason to add depth and experience in the secondary and on special teams units. The 5-foot-11-inch, 200-pound safety amassed 35 tackles, a sack, two stops for loss, two forced fumbles and a fumble recovery, while adding 34 special teams tackles in his first four NFL seasons (2018-21) with the Houston Texans.

#### CAREER HIGHLIGHTS:

- From 2018-21, Moore Jr.'s 34 total special teams tackles led the Texans special teams unit.
- In 2020, Moore Jr. started a career-best five games at safety and posted season-highs with 31 tackles, a sack, two quarterback hits, a pass defended and a forced fumble.

#### TITANS TIDBITS:

- A.J.'s twin brother, C.J., plays safety for the Detroit Lions. They both played in the same defensive backfield at Ole Miss.

#### CAREER TRANSACTIONS:

- The Bassfield, Miss., native was originally signed by the New England Patriots as a rookie free agent on May 11, 2018.
- Waived by the Patriots on Sept. 1, 2018.
- Claimed off waivers by the Houston Texans on Sept. 2, 2018.
- Signed by the Titans as an unrestricted free agent on March 21, 2022.

#### SEASON RECAPS:

**2021 (12/0 - Houston):** Played in 12 games and posted two tackles with a forced fumble on defense to go along with seven special teams tackles. Placed on injured reserve on Sept. 2 and missed the first three games of the season before being activated from injured reserve designated to return on Oct. 2. Spent two contests on the reserve/COVID-19 list.

- At Arizona (10/24), notched a tackle on defense.
- At Miami (11/7), recorded a forced fumble and a special teams stop.
- At Tennessee (11/21), posted a season-high two special teams tackles on coverage units.
- Against Indianapolis (12/5), registered a tackle on defense and a special teams stop on coverage units.

**2020 (11/5 - Houston):** Appeared in 11 games with five starts at safety and set career highs with 31 tackles, a sack, two quarterback hits, a pass defended and a forced fumble. Registered four special teams tackles on coverage units. Placed on injured reserve on Sept. 28 and missed five games before being activated from injured reserve designated to return on Nov. 14.

- At Kansas City (9/10), made his first career start, recorded his first career pass defended and had a solo tackle.
- At Pittsburgh (9/27), finished with three tackles, a quarterback hit and a special teams tackle.
- Against New England (11/22), notched three tackles and a special teams tackle.
- Against Indianapolis (12/6), finished with four total tackles and recorded his first career sack.
- Against Tennessee (1/3), became the fifth defensive back in franchise history with at least 10 total tackles and a forced fumble in a game.

**2019 (16/0, 2/0 - Houston):** Saw action in all 16 games in his second season and led the Texans with a single-season career-high 12 special teams tackles. Added two solo tackles and one tackle for loss as a safety

on defense.

- Against Jacksonville (9/15), recorded two special teams tackles in the win.
- At Baltimore (11/17), registered a tackle and his first career tackle for loss, bringing down Mark Andrews behind the line on a fake field goal attempt.
- At Tennessee (12/15), notched a special teams tackle and recovered a blocked field goal.
- At Tampa Bay (12/21), tallied a career-high three special teams tackles.
- Against Tennessee (12/29), recorded a solo tackle on defense and two tackles on special teams.
- Against Buffalo (1/4), posted a quarterback hit and a special teams tackle in the win in the wild card round.

**2018 (16/0, 1/0 - Houston):** Played in all 16 games as a rookie and finished with a team-leading 11 special teams tackles. Played as a reserve on his first career postseason contest.

- At New England (9/9), made his NFL debut and contributed on special teams.
- Against N.Y. Giants (9/23), notched his first-career special teams tackle.
- At Jacksonville (10/21), notched a special teams tackle and downed Trevor Daniel's 55-yard punt at the one-yard line.
- At Denver (11/4), led the team with a then career-high two special teams tackles.
- Against Tennessee (11/27), contributed on special teams and recorded a fumble recovery.
- Against Indianapolis (12/9), notched two special teams tackles on coverage units.
- Against Indianapolis (1/5), played on special teams in his postseason debut in the wild card round.

#### COLLEGE:

- Played four seasons (2014-17) at Mississippi and appeared in 37 career games over four seasons for the Rebels, recording 132 total tackles, two sacks, five passes defended, three fumble recoveries and two forced fumbles.
- As a senior (2017), started every game at the nickel position and recorded a career-high 48 total tackles, three tackles for loss, a sack and three passes defended.
- As a junior (2016), recorded 42 total tackles and ranked fourth on the team with five tackles for loss, while appearing in all 12 games as a reserve and on special teams.
- As a sophomore (2015), notched 26 total tackles, a sack, two forced fumbles and two fumble recoveries in eight games.
- As a true freshman (2014), tallied 16 total tackles, 1.5 tackles for loss and one pass defended in seven games.
- Majored in general studies at Ole Miss.

#### PERSONAL:

- Attended Bassfield (Miss.) High School.
- As a senior (2013), earned first-team all-state honors as a linebacker by The Clarion-Ledger after recording 132 total tackles, 11 tackles for loss and 3.5 sacks, in addition to five rushing touchdowns.
- Named the Class 2A Defensive Player of the Year and Region 7-2A Defensive Player of the Year by the Mississippi Association of Coaches and led Bassfield to a 15-1 record and a second-consecutive Class 2A state championship in 2013.
- As a junior (2012), earned second-team Class 2A all-state honors by the Mississippi Association of Coaches after leading Bassfield to a 16-0 record and a 2A state championship.
- Participated in track and field and placed runner-up to former Ole Miss

teammate Kailo Moore in the 100 and 200 meters at the 2013 Class 2A state track and field meet as a senior.

- Follow Moore on Twitter at @aMOORE\_40 and Instagram at @alvinmoorej.
- Born Alvin James Moore on Dec. 15, 1995 in Bassfield, Miss.

## A.J. MOORE JR.'S NFL STATISTICS

REGULAR SEASON				TACKLES							INTERCEPTIONS					FUMBLES			
Year	Team	GP	GS	Tot	Solo	Asst	Sk	Yds	QBP	TFL	No	Yds	Lg	TD	PD	FF	FR	Yds	SpT
2018	Houston	16	0	0	0	0	0.0	0.0	0	0	0	0	0	0	0	0	1	0	11
2019	Houston	16	0	2	2	0	0.0	0.0	0	1	0	0	0	0	0	0	0	0	12
2020	Houston	11	5	31	18	13	1.0	10.0	2	1	0	0	0	0	1	1	0	0	4
2021	Houston	12	0	2	0	2	0.0	0.0	0	0	0	0	0	0	0	1	0	0	7
<b>NFL Totals</b>		<b>55</b>	<b>5</b>	<b>35</b>	<b>20</b>	<b>15</b>	<b>1.0</b>	<b>10.0</b>	<b>2</b>	<b>2</b>	<b>0</b>	<b>0</b>	<b>0</b>	<b>0</b>	<b>1</b>	<b>2</b>	<b>1</b>	<b>0</b>	<b>34</b>

PLAYOFFS				TACKLES							INTERCEPTIONS					FUMBLES			
Year	Team	GP	GS	Tot	Solo	Asst	Sk	Yds	QBP	TFL	No	Yds	Lg	TD	PD	FF	FR	Yds	SpT
2018	Houston	1	0	0	0	0	0.0	0.0	0	0	0	0	0	0	0	0	0	0	0
2019	Houston	2	0	0	0	0	0.0	0.0	1	0	0	0	0	0	0	0	0	0	1
<b>NFL Totals</b>		<b>3</b>	<b>0</b>	<b>0</b>	<b>0</b>	<b>0</b>	<b>0.0</b>	<b>0.0</b>	<b>1</b>	<b>0</b>	<b>0</b>	<b>0</b>	<b>0</b>	<b>0</b>	<b>0</b>	<b>0</b>	<b>0</b>	<b>0</b>	<b>1</b>

### Single-Game Highs


Tackles - 10 vs. Tennessee (1/3/21)  
 Sacks - 1 vs. Indianapolis (12/6/20)  
 Passes Defensed - 1 at Kansas City (9/10/20)  
 Forced Fumbles - 1 (Twice, last at Miami, 11/7/21)  
 Special Teams Tackles - 3 at Tampa Bay (12/21/19)

### Playoff Single-Game Highs

Special Teams Tackles - 1 vs. Buffalo (1/4/20)

### Additional Statistics

Special Teams Fumble Recovery - 1 vs. Tennessee (11/26/18)



# 82 BRILEY MOORE

**TIGHT END • 6'4" • 240 LBS • COLLEGE: KANSAS STATE**  
**ACQUIRED: FREE AGENT - 2021 • NFL EXPERIENCE (NFL/TITANS): 2/2**  
**HOMETOWN: BLUE SPRINGS, MO.**  
**GAMES PLAYED/GAMES STARTED: 0/0 (PLAYOFFS: 0/0)**



**PRO:** The Titans signed Briley Moore as a rookie free agent following the 2021 NFL Draft. His rookie season came to a premature end after being placed on injured reserve early in 2021 training camp. The 6-foot-4-inch, 240-pounder entered the NFL after one season at Kansas State. He began his collegiate career at Northern Iowa.

#### TITANS TIDBITS:

- Moore was a three-year starter for the Blue Springs South High School basketball team in Missouri and helped lead the team to a state championship in 2015.

#### CAREER TRANSACTIONS:

- The Blue Springs, Mo., native was signed by the Titans as a rookie free agent on May 14, 2021.

#### SEASON RECAPS:

**2021 (0/0, 0/0):** Did not see action as a rookie after being placed on injured reserve on Aug. 1.

#### COLLEGE:

- Appeared in nine games with seven starts at tight end as a redshirt senior at Kansas State (2020), where he totaled 22 catches for 338 yards and three touchdowns in his first season with the Wildcats. His three touchdowns tied for the fourth-most in program history by a tight end. Earned second-team All-Big 12 honors.
- Transferred to Kansas State from Northern Iowa, where he appeared in 36 games with 21 starts at tight end over four seasons (2016-19). Recorded 85 receptions for 1,116 yards and five scores during his time at Northern Iowa.
- In 2019, saw action in one game for Northern Iowa and made four catches for 26 yards before suffering a season-ending injury.
- In 2018, played in all 12 games and made 10 starts. Caught 39 passes for 536 yards and four touchdowns, all of which led the team. Earned first-team All-Missouri Valley honors.

- In 2017, saw action in all 13 games with 10 starts and made 38 catches for 494 yards, both of which ranked second on the squad. Earned honorable mention All-Missouri Valley accolades.

- As a freshman in 2016, appeared in 10 games and caught four passes for 60 yards and a score.

- Majored in physical therapy at Kansas State.

#### PERSONAL:

- Married to Kaitlyn with a son, Malachi.
- Attended Blue Springs South (Mo.) High School, where he earned first team all-state, all-district and all-conference recognition after catching 37 passes for 672 yards and 15 touchdowns as a senior.
- Also lettered in basketball in high school.
- Son of Katie Moore and has one sibling, Kyla.
- Follow Moore on Instagram @brileymoore and on Twitter @briley\_moore22.
- Born Briley Moore on Jan. 13, 1998 in Blue Springs, Mo.

## BRILEY MOORE'S NFL STATISTICS

REGULAR SEASON		RECEIVING								RUSHING					
Year	Team	GP	GS	No	Yds	Avg	Lg	TD	Att	Yds	Avg	Lg	TD		
2021	Tennessee	0	0												
				Injured Reserve											
<b>NFL Totals</b>		<b>0</b>	<b>0</b>	<b>0</b>	<b>0</b>	<b>-</b>	<b>-</b>	<b>0</b>	<b>0</b>	<b>0</b>	<b>-</b>	<b>-</b>	<b>0</b>		





# 52 DANIEL MUNYER

**CENTER • 6'1" • 305 LBS • COLLEGE: COLORADO**  
**ACQUIRED: FREE AGENT - 2019 • NFL EXPERIENCE (NFL/TITANS): 5/3**  
**HOMETOWN: HARBOR CITY, CALIF.**  
**GAMES PLAYED/GAMES STARTED: 19/1 (PLAYOFFS: 1/0)**



**PRO:** Offensive lineman Daniel Munyer originally joined the Titans as a member of the practice squad during the 2019 season. He spent most of the next three seasons on the practice squad and active roster with the Titans, appearing in three games in 2020. The 6-foot-1-inch, 305-pounder originally signed with the Kansas City Chiefs as a rookie free agent following the 2015 NFL Draft. The Harbor City, Calif., native has also spent time with the Arizona Cardinals and Indianapolis Colts, appearing in 16 career games with one start at right guard prior to his arrival in Tennessee. Munyer was a three-year starter at Colorado where he saw action in 43 games and made 39 starts at right guard and center.

#### TITANS TIDBITS:

- As a senior at Colorado, Munyer was awarded the department of communication's Academic Leadership Award for his dedication to learning and strong positive presence in the classroom.

#### CAREER TRANSACTIONS:

- The Harbor City, Calif., native was signed by the Kansas City Chiefs as a rookie free agent on May 19, 2015.
- Waived by the Chiefs on Sept. 5, 2015.
- Signed by the Chiefs to the team's practice squad on Sept. 8, 2015.
- Waived by the Chiefs on Oct. 13, 2015.
- Signed by the Chiefs to the team's practice squad on Nov. 30, 2015.
- Signed by the Chiefs to the active roster off of the practice squad on Dec. 2, 2015.
- Waived by the Chiefs on Dec. 8, 2015.
- Signed by the Chiefs to the team's practice squad on Dec. 10, 2015.
- Signed by the Chiefs to the active roster off of the practice squad on Jan. 5, 2016.
- Waived by the Chiefs on Sept. 3, 2016.
- Signed by the Chiefs to the team's practice squad on Sept. 5, 2016 and waived a day later.
- Signed by the Chiefs to the team's practice squad on Sept. 20, 2016.
- Waived by the Chiefs on Sept. 24, 2016.
- Signed by the Chiefs to the team's practice squad on Sept. 27, 2016.
- Waived by the Chiefs on Oct. 1, 2016.
- Signed by the Arizona Cardinals to the team's practice squad on Dec. 28, 2016.
- Signed by the Cardinals to a future's contract on Jan. 3, 2017.
- Re-signed by the Cardinals on March 22, 2018.
- Signed by the Indianapolis Colts as a free agent on July 24, 2019.
- Waived by the Colts on Aug. 31, 2019.
- Signed by the Titans to the team's practice squad on Oct. 8, 2019.
- Waived by the Titans on Nov. 5, 2019.
- Signed by the Titans to the team's practice squad on Nov. 13, 2019.
- Re-signed by the Titans on Jan. 20, 2020.
- Waived by the Titans on Nov. 7, 2020.
- Signed by the Titans to the team's practice squad on Nov. 10, 2020.
- Activated from the practice squad to the active roster standard elevation on Dec. 19, 2020.
- Activated from the practice squad to the active roster COVID-19 replacement on Jan. 9, 2021.
- Re-signed by the Titans on Jan. 11, 2021.
- Waived by the Titans on Nov. 4, 2021 and signed to the team's practice squad two days later.
- Activated from the practice squad to the active roster standard elevation on Dec. 18, 2021.

- Activated from the practice squad to the active roster COVID-19 replacement on Dec. 23, 2021.

#### SEASON RECAPS:

**2021 (0/0 - Tennessee):** Placed on injured reserve on Sept. 2 and missed the first eight games of the season. Activated from injured reserve designated to return on Nov. 1. Was inactive for one contest and dressed but did not play in another game. Spent seven weeks and the postseason contest on the team's practice squad.

- At Pittsburgh (12/19), was inactive.
- Against San Francisco (12/23), dressed but did not see action.

**2020 (3/0, 0/0 - Tennessee):** Appeared as a reserve in the first three games. Was inactive for five games. Spent seven weeks on the team's practice squad. Was elevated to the active roster from the practice squad on gameday twice. Dressed but did not play in the postseason contest.

- At Denver (9/14), saw action as a reserve on special teams.
- Against Jacksonville (9/20), played as a reserve on special teams.
- At Minnesota (9/27), saw action as a reserve on special teams.

**2019 (0/0, 0/0 - Tennessee):** Spent a total of 10 weeks during the regular season and three weeks during the postseason on the practice squad.

**2018 (14/1 - Arizona):** Saw action in a career-high 14 games for the Cardinals and made his first career start at right guard.

- Against Denver (10/18), made his first career start.

**2017 (1/0 - Arizona):** Appeared in one game on the season as a reserve on the offensive line before being placed on injured reserve on Nov. 6. Dressed but did not play in four contests.

**2016 (0/0 - Kansas City):** Spent part of the season on the Chiefs practice squad.

**2015 (1/0; 1/0 - Kansas City):** Appeared in one regular season game and one postseason contest as a rookie.

- At Oakland (12/6), made his NFL debut on special teams.
- At Houston (1/9/16), saw action as a reserve at center on Wild Card Weekend.

#### COLLEGE:

- In four seasons at Colorado (2011-14), Munyer played in 43 games with 39 starts, including 36 consecutive starts over his final three seasons. 30 of his starts came at right guard and he made six starts at center.
- As a senior (2014), started all 12 games at right guard and earned honorable mention All-Pac-12 and first-team All-Colorado honors from the National Football Foundation.
- As a junior (2013), started all 12 games at right guard.
- As a sophomore (2012), started all 12 games and earned honorable mention All-Pac-12 recognition. Made six starts at center.
- As a redshirt freshman (2011), appeared in seven games and made three starts.
- Redshirted in 2010.
- Graduated from Colorado with a degree in communications.

#### PERSONAL:

- Attended Notre Dame (Calif.) High School where he earned all-state, all-area, all-league and all-conference honors as a senior.
- Was a three-year starter on the offensive line and started one season on

the defensive line.

- Also lettered in track and field.
- Follow Munyer on Instagram at @bigmuney52.
- Born Daniel Munyer on March 4, 1992 in Harbor City, Calif.

## DANIEL MUNYER'S NFL STATISTICS

### REGULAR SEASON

Year	Team	GP	GS
2015	Kansas City	1	0
2017	Arizona	1	0
2018	Arizona	14	1
2020	Tennessee	3	0
2021	Tennessee	0	0
<b>NFL Totals</b>		<b>19</b>	<b>1</b>

### PLAYOFFS

Year	Team	GP	GS
2015	Kansas City	1	0
2020	Tennessee	0	0
<b>NFL Totals</b>		<b>1</b>	<b>0</b>

### Starts Breakdown:

2018 - 1 RG



# 91 LARRELL MURCHISON

**DEFENSIVE LINEMAN • 6'2" • 297 LBS • COLLEGE: NORTH CAROLINA STATE**  
**ACQUIRED: 5TH ROUND - 2019 • NFL EXPERIENCE: 3/3**  
**HOMETOWN: ELIZABETHTOWN, N.C.**  
**GAMES PLAYED/GAMES STARTED: 21/5 (PLAYOFFS: 1/0)**



**PRO:** The Titans selected Larrell Murchison in the fifth round of the 2020 NFL Draft. The 6-foot-2, 297-pound defensive lineman displays great power and quickness and has the ability to play multiple positions along the defensive front. The Elizabethtown, N.C., native has appeared in 21 games with five starts at defensive end over his first two seasons in Tennessee. He was an All-ACC performer as a senior at N.C. State and amassed 11 sacks and 20 tackles for loss in his two seasons with the Wolfpack.

#### CAREER HIGHLIGHTS:

- In 2021, Murchison set career-high marks in games played (11), games started (five), tackles (eight), and quarterback pressures (one).
- As a rookie in 2020, played in 10 games and totaled five tackles and a stop for loss. Appeared in the team's postseason contest.

#### TITANS TIDBITS:

- Since entering the NFL, Murchison has made an effort to make a difference in the lives of those in his hometown of Elizabethtown, N.C. In December 2020, during Murchison's rookie season, he provided new winter coats, toys, and holiday presents to children of single-parent households. In July 2021, he hosted his First Annual Community Fun Day for over 500 children and parents. The event included various activities for children such as TikTok dance competitions. A number of NFL players attended the event in support of Murchison, including fellow defensive lineman Tear Tart.
- Larrell's fraternal brother, Farrell, who played running back at Winston Salem State, was diagnosed with testicular cancer in 2018. Larrell supported him through the treatment and recovery. "My role was to stay strong for him. We're extremely close, and it was hard. But we got through it, and he's now cancer free and about to graduate."
- Murchison grew up working with his mother at her restaurant in Elizabethtown called Glenda's Just Desserts and Lunch Counter, which she has owned for more than 10 years. He would work doing whatever needed to be done – mopping floors, sweeping, waiting tables and taking orders. "Everything is good, but if you go I'd say start with the fried pork chops, mac and cheese and cabbage."
- Murchison loves everything music and enjoys playing the drums. His dad played drums in the church when he was younger, and he just followed in his footsteps.

#### CAREER TRANSACTIONS:

- The Elizabethtown, N.C., native was selected by the Titans in the fifth round (174th overall) of the 2020 NFL Draft.

#### SEASON RECAPS:

- 2021 (11/5, 0/0):** Played in 11 games with five starts and registered eight tackles, including a stop for loss and a quarterback pressure. Placed on injured reserve on Oct. 1 and missed three games before being activated from injured reserve designated to return on Oct. 23. Was inactive for three regular season games and the postseason contest. Made his first career start against Arizona (9/12/21).
- Against Arizona (9/12), made his first career start at defensive end and collected a tackle. Teamed with Derick Roberson to bring down James Conner for no gain on a rush off left tackle in the second quarter.
  - At Seattle (9/19), started at defensive end and posted a tackle for loss. Stuffed Russell Wilson for a three-yard loss on a rush up the middle in the third quarter.
  - Against Indianapolis (9/26), played as a reserve at defensive end and tallied a tackle.
  - At Indianapolis (10/31), saw action as a reserve on the defensive front

and posted a tackle and a quarterback pressure.

- At L.A. Rams (11/7), played as a reserve on the defensive front and tallied a tackle.
- Against Houston (11/21), started at defensive end and totaled two tackles.
- At Houston (1/9), started at defensive end and compiled a tackle. Combined with Bud Dupree to stop David Johnson for no gain on a rush off left guard in the first quarter.

**2020 (10/0, 1/0):** Played in 10 games as a rookie and registered five tackles, including a stop for loss. Was inactive for six games. Appeared as a reserve in the postseason contest and notched a tackle. Made his NFL debut against Jacksonville (9/20/20).

- Against Jacksonville (9/20), played as a reserve on the defensive front in his first NFL contest and posted a tackle.
- Against Buffalo (10/13), played as a reserve on the defensive front and tallied two tackles, including a stop for loss. Combined with Chris Jackson to stuff Devin Singletary for a three-yard loss on a rush up the middle in the first quarter.
- Against Indianapolis (11/12), saw limited action as a reserve on the defensive front before leaving the game late in the first quarter with an injury.
- At Jacksonville (12/13), returned to the lineup as a reserve on the defensive front and notched a tackle. Teamed with David Long Jr. to stuff Devine Ozigbo for a two-yard loss on a short pass late in the fourth quarter.
- At Houston (1/3), played as a reserve at defensive end and notched a tackle in the Titans' division-clinching victory.
- Against Baltimore (1/10), saw action as a reserve on the defensive front and posted a tackle in his postseason debut.

#### COLLEGE:

- During a two-year stint as a defensive tackle at North Carolina State, Murchison started in all 25 contests. He finished his Wolfpack career with 85 tackles, 11 sacks, 20 tackles for loss, five quarterback hits, an interception, three passes defended and three fumble recoveries. He started his collegiate career at Louisburg College and was named a NJCAA junior-college honorable mention All-American.
- As a senior (2019), started all 12 games at defensive tackle and registered 51 tackles. Led the Wolfpack with 12 tackles for loss and seven sacks. Named second-team All-ACC choice by the league and honorable mention All-ACC by Pro Football Focus. Ranked sixth in the ACC in sacks with 0.58 per game - the No. 52 mark in the FBS.
- As a redshirt junior (2018), started all 13 games at defensive tackle and posted 34 tackles, four sacks, eight tackles for loss, an interception, two passes defended and a fumble recovery. Ranked second on the team with four sacks. Earned the team's Cary Brewbaker Award for Defensive Lineman of the Year, as well as the Alpha Wolf Rising Award, which is given to the Most Improved Player.
- As a junior (2017), redshirted the season after transferring from Louisburg College.
- As a sophomore (2016), posted 41 tackles, 17.5 tackles for loss and 5.5 sacks for a Louisburg team that finished with 9-0 record. Named a NJCAA junior-college honorable mention All-American and was ranked the No. 42 JUCO nationally according to Scout.com.
- As a freshman (2015), attended Louisburg College in North Carolina and tallied 18 tackles, 1.5 sacks and six tackles for loss.
- Graduated in the summer of 2019 with a degree in sport management from North Carolina State.

**PERSONAL:**

- Attended East Bladen (Elizabethtown, N.C.) High School and was a three-year starter at fullback and defensive end.
- As a senior, rushed for 545 yards with five touchdowns while averaging 7.7 yards per carry. Recorded 83 total tackles, including 31 solo stops on defense.
- Was named first team all-area at defensive line and second team all-area at fullback.
- Also played basketball and baseball where he was an outfielder and catcher.
- Son of Glenda and Milton Murchison and has two brothers and two sisters.
- Follow Murchison on Twitter at @Murchboy92.
- Follow Murchison on Instagram at @thraxrell1.
- Born Larrell Montale Murchison on April 24, 1997, in Elizabethtown, N.C.

**LARRELL MURCHISON'S GAME-BY-GAME**

**2020 Tennessee Titans**

Date	Opp	W/L	P/S	Tot	Solo	Asst	Sk	- Yds	QBP	TFL	Int - Yds	-TD	PD	FF	FR - Yds	SpT
Sept 14	@ Den	W	IA													
Sept 20	Jax	W	p	1	0	1	0.0	0.0	0	0	0	0	0	0	0	0
Sept 27	@ Min	W	p	0	0	0	0.0	0.0	0	0	0	0	0	0	0	0
Oct 13	Buf	W	p	2	1	1	0.0	0.0	0	1	0	0	0	0	0	0
Oct 18	Hou	W	p	0	0	0	0.0	0.0	0	0	0	0	0	0	0	0
Oct 25	Pit	L	p	0	0	0	0.0	0.0	0	0	0	0	0	0	0	0
Nov 1	@ Cin	L	p	0	0	0	0.0	0.0	0	0	0	0	0	0	0	0
Nov 8	Chi	W	p	0	0	0	0.0	0.0	0	0	0	0	0	0	0	0
Nov 12	Ind	L	p	0	0	0	0.0	0.0	0	0	0	0	0	0	0	0
Nov 22	@ Bal	W	IA													
Nov 29	@ Ind	W	IA													
Dec 6	Cle	L	IA													
Dec 13	@ Jax	W	p	1	0	1	0.0	0.0	0	0	0	0	0	0	0	0
Dec 20	Det	W	IA													
Dec 27	@ GB	L	IA													
Jan 3	@ Hou	W	p	1	0	1	0.0	0.0	0	0	0	0	0	0	0	0
<b>Totals</b>	<b>11-5</b>	<b>10/0</b>		<b>5</b>	<b>1</b>	<b>4</b>	<b>0.0</b>	<b>0.0</b>	<b>0</b>	<b>1</b>	<b>0</b>	<b>0</b>	<b>0</b>	<b>0</b>	<b>0</b>	<b>0</b>
<b>Playoffs</b>																
Jan 10	Bal	L	p	1	0	1	0.0	0.0	0	0	0	0	0	0	0	0
<b>Totals</b>	<b>0-1</b>	<b>1/0</b>		<b>1</b>	<b>0</b>	<b>1</b>	<b>0.0</b>	<b>0.0</b>	<b>0</b>	<b>0</b>	<b>0</b>	<b>0</b>	<b>0</b>	<b>0</b>	<b>0</b>	<b>0</b>

**2021 Tennessee Titans**

Date	Opp	W/L	P/S	Tot	Solo	Asst	Sk	- Yds	QBP	TFL	Int - Yds	-TD	PD	FF	FR - Yds	SpT
Sept 12	Ari	L	S	1	0	1	0.0	0.0	0	0	0	0	0	0	0	0
Sept 19	@ Sea	W	S	1	1	0	0.0	0.0	0	1	0	0	0	0	0	0
Sept 26	Ind	W	p	1	1	0	0.0	0.0	0	0	0	0	0	0	0	0
Oct 3	@ NYJ	L	IR													
Oct 10	@ Jax	W	IR													
Oct 18	Buf	W	IR													
Oct 24	KC	W	p	0	0	0	0.0	0.0	0	0	0	0	0	0	0	0
Oct 31	@ Ind	W	p	1	1	0	0.0	0.0	1	0	0	0	0	0	0	0
Nov 7	@ LAR	W	p	1	0	1	0.0	0.0	0	0	0	0	0	0	0	0
Nov 14	NO	W	S	0	0	0	0.0	0.0	0	0	0	0	0	0	0	0
Nov 21	Hou	L	S	2	1	1	0.0	0.0	0	0	0	0	0	0	0	0
Nov 28	@ NE	L	p	0	0	0	0.0	0.0	0	0	0	0	0	0	0	0
Dec 12	Jax	W	p	0	0	0	0.0	0.0	0	0	0	0	0	0	0	0
Dec 19	@ Pit	L	IA													
Dec 23	SF	W	IA													
Jan 2	Mia	W	IA													
Jan 9	@ Hou	W	S	1	0	1	0.0	0.0	0	0	0	0	0	0	0	0
<b>Totals</b>	<b>12-5</b>	<b>11/5</b>		<b>8</b>	<b>4</b>	<b>4</b>	<b>0.0</b>	<b>0.0</b>	<b>1</b>	<b>1</b>	<b>0</b>	<b>0</b>	<b>0</b>	<b>0</b>	<b>0</b>	<b>0</b>
<b>Playoffs</b>																
Jan 22	Cin	L	IA													
<b>Totals</b>	<b>0-1</b>	<b>0/0</b>		<b>0</b>	<b>0</b>	<b>0</b>	<b>0.0</b>	<b>0.0</b>	<b>0</b>	<b>0</b>	<b>0</b>	<b>0</b>	<b>0</b>	<b>0</b>	<b>0</b>	<b>0</b>

**LARRELL MURCHISON'S NFL STATISTICS**

**REGULAR SEASON**

Year	Team	GP	GS	TACKLES							INTERCEPTIONS					FUMBLES			
				Tot	Solo	Asst	Sk	Yds	QBP	TFL	No	Yds	Lg	TD	PD	FF	FR	Yds	SpT
2020	Tennessee	10	0	5	1	4	0.0	0.0	0	1	0	0	0	0	0	0	0	0	0
2021	Tennessee	11	5	8	4	4	0.0	0.0	1	1	0	0	0	0	0	0	0	0	0
<b>NFL Totals</b>		<b>21</b>	<b>5</b>	<b>13</b>	<b>5</b>	<b>8</b>	<b>0.0</b>	<b>0.0</b>	<b>1</b>	<b>2</b>	<b>0</b>	<b>0</b>	<b>0</b>	<b>0</b>	<b>0</b>	<b>0</b>	<b>0</b>	<b>0</b>	

**PLAYOFFS**

Year	Team	GP	GS	TACKLES							INTERCEPTIONS					FUMBLES			
				Tot	Solo	Asst	Sk	Yds	QBP	TFL	No	Yds	Lg	TD	PD	FF	FR	Yds	SpT
2020	Tennessee	1	0	1	0	1	0.0	0.0	0	0	0	0	0	0	0	0	0	0	0
2021	Tennessee	0	0	0	0	0	0.0	0.0	0	0	0	0	0	0	0	0	0	0	0
<b>NFL Totals</b>		<b>1</b>	<b>0</b>	<b>1</b>	<b>0</b>	<b>1</b>	<b>0.0</b>	<b>0.0</b>	<b>0</b>	<b>0</b>	<b>0</b>	<b>0</b>	<b>0</b>	<b>0</b>	<b>0</b>	<b>0</b>	<b>0</b>	<b>0</b>	

**Single-Game Highs**

Tackles - 2 (Twice, last vs. Buffalo 11/21/21)  
 Tackles For Loss - 1 (Twice, last at Seattle 9/19/21)

**Playoff Single-Game Highs**

Tackles - 1 vs. Baltimore (1/10/21)





# 85 CHIG OKONKWO

**TIGHT END • 6'3" • 238 LBS • COLLEGE: MARYLAND**  
**ACQUIRED: 4TH ROUND - 2022 • NFL EXPERIENCE (NFL/TITANS): ROOKIE**  
**HOMETOWN: POWDER SPRINGS, GA.**  
**GAMES PLAYED/GAMES STARTED: 0/0 (PLAYOFFS: 0/0)**



**PRO:** The Titans selected Chig Okonkwo ("CHIGG oh-KAHN-kwoh") in the fourth round (143rd overall) of the 2022 NFL Draft to bring both receiving athleticism and blocking ability to the tight ends unit. The 6-foot-3-inch, 238-pounder tallied 52 receptions as a senior at Maryland, which ranked second in program history for single-season catches by a tight end, behind only Frank Wycheck (58; 1990). The Powder Springs, Ga., native appeared in 37 games with 20 starts over four seasons (2018-21) at Maryland and caught 77 passes for 717 yards and eight touchdowns. Okonkwo also added three carries for 72 yards and three touchdowns, including a career-long rush of 54 yards.

#### CAREER HIGHLIGHTS:

- In 2021, Okonkwo's 52 receptions ranked second-most by a tight end in a single season in Maryland history, behind only Frank Wycheck (58; 1990). Okonkwo's 447 receiving yards were the most by a Terps tight end since Vernon Davis (871; 2005).
- As a senior against Penn State (11/6/21), Okonkwo posted 12 catches, which marked the second-most receptions in a single game by a tight end in school history. The following game, at Michigan State (11/13/21), Okonkwo tallied eight catches for 112 yards and two touchdowns, marking the most receiving yards in a game by a Maryland tight end since Vernon Davis (139 yards at North Carolina, 11/12/05). His career-best two touchdowns both went for a career-long 32 yards.

#### TITANS TIDBITS:

- Okonkwo's father, Charlton, passed away of a heart attack when Okonkwo was 15. According to his mother, Isioma, who emigrated from Nigeria, "In our culture, the boys, even if they're young or not, they're always considered more important. When my husband passed, the people who came let him know that he's the man and now he has the responsibility to take care of his mom and his sisters." According to Okonkwo, "In our culture, [being] the man in the house is a really big deal. As the only male, I was the one giving my mom support."
- Okonkwo sat out the 2020 season with myocarditis due to COVID.
- He has a cat named Sage.
- Okonkwo and his two sisters played tennis growing up at the encouragement of their father. Okonkwo played from the time he was five or six until he was 12.
- He was a member of the Big Ten's Anti-Hate and Anti-Racism Coalition.
- In his free time, Okonkwo enjoys watching anime.

#### CAREER TRANSACTIONS:

- The Powder Springs, Ga., native was selected by the Titans in the fourth round (143rd overall) of the 2022 NFL Draft.

#### COLLEGE:

- In four seasons at Maryland (2018-21), Okonkwo appeared in 37 games with 20 starts and tallied 77 receptions for 717 yards and eight touchdowns, and added three carries for 72 yards and three scores, including a career-long rush of 54 yards. Did not play during the 2020 season because of myocarditis due to COVID.

**AS A SENIOR (2021),** started all 13 games and posted career-high marks with 52 catches for 447 yards and a team-leading five touchdowns. His 52 receptions ranked second-most by a tight end in a single season in Maryland history behind only Frank Wycheck (58; 1990), and his 447 receiving yards were the most by a Terps tight end since Vernon Davis (871; 2005).

- At Penn State (11/6), recorded 12 catches for 85 yards, which marked the second-most receptions in a single game by a tight end in school history.
- At Michigan State (11/13), caught eight passes for 112 yards and two touchdowns. His receiving yards marked the most receiving yards in a game by a Maryland tight end since Vernon Davis (139 yards at North Carolina, 11/12/05), and his career-best two touchdowns both went for a career-long 32 yards.

**AS A JUNIOR (2020),** sat out the season with myocarditis due to COVID.

**AS A SOPHOMORE (2019),** appeared in all 12 games with three starts and tallied 19 catches for 201 yards and two touchdowns. Ranked second on the squad in receptions and third on the team in receiving yards.

- Against Indiana (10/19), caught a then-career-best five passes for 43 yards and a touchdown.

**AS A FRESHMAN (2018),** saw action in 12 contests and made four starts. Amassed six catches for 69 yards and a score, and rushed three times for 72 yards and three touchdowns, including a career-long rush of 54 yards.

- Against Illinois (10/27), caught one 25-yard touchdown and rushed for a career-long 54-yard score.
- Graduated from Maryland in May 2021 with a degree in kinesiology and also pursued a graduate degree in technology entrepreneurship.

#### PERSONAL:

- Attended Hillgrove (Ga.) High School where he was a consensus three-star recruit.
- Also competed in basketball and track and field (triple jump).
- He has two older sisters.
- Son of the late Charlton and Isioma Okonkwo.
- Follow Okonkwo on Instagram @Chig and on Twitter @ChigTweets.
- Born Chigoziem Charlton Okonkwo on Sept. 8, 1999 in Powder Springs, Ga.

## CHIG OKONKWO'S NFL STATISTICS

REGULAR SEASON				RECEIVING					RUSHING				
Year	Team	GP	GS	No	Yds	Avg	Lg	TD	Att	Yds	Avg	Lg	TD
2018	Maryland	12	4	6	69	11.5	25	1	3	72	24.0	54	3
2019	Maryland	12	3	19	201	10.6	23	2	0	0	-	-	0
2020	Maryland	0	0	0	0	-	-	0	0	0	-	-	0
2021	Maryland	13	13	52	447	8.6	32t	5	0	0	-	-	0
<b>NFL Totals</b>		<b>37</b>	<b>20</b>	<b>77</b>	<b>717</b>	<b>9.3</b>	<b>32t</b>	<b>8</b>	<b>3</b>	<b>72</b>	<b>24.0</b>	<b>54</b>	<b>3</b>

### Single-Game Highs

Receptions - 12 vs. Penn State (11/6/21)

Receiving Yards - 112 at Michigan State (11/13/21)

Long Reception - 32 at Michigan State (11/13/21)

Touchdowns - 2 at Michigan State (11/13/21)

Rushes - 1 (Three times, last vs. Illinois 10/27/18)

Rushing Yards - 54 vs. Illinois 10/27/18

Long Rush - 54 vs. Illinois 10/27/18

Rushing Touchdowns - 1 (Three times, last vs. Ohio State 11/17/18)



# 78 NICHOLAS PETIT-FRERE

**OFFENSIVE LINEMAN • 6'5" • 316 LBS • COLLEGE: OHIO STATE**  
**ACQUIRED: 3RD ROUND - 2022 • NFL EXPERIENCE (NFL/TITANS): ROOKIE**  
**HOMETOWN: TAMPA, FLA.**  
**GAMES PLAYED/GAMES STARTED: 0/0 (PLAYOFFS: 0/0)**



**PRO:** The Titans used their third-round selection in the 2022 NFL Draft on offensive lineman Nicholas Petit-Frere. The 6-foot-5-inch, 316-pounder from Ohio State brings strength and athleticism to the position group. A native of Tampa, Fla., Petit-Frere played in 35 games with the Buckeyes and was a member of three consecutive Big Ten Conference championship teams.

#### TITANS TIDBITS:

- Petit-Frere was about 270 pounds when he arrived at Ohio State, and it took him a while to get to his current weight around 315 pounds. During the COVID-19 pandemic, he learned how to cook to help him continue his weight progress. He still enjoys cooking to this day, especially a lot of pastas, but says he can cook anything. He really enjoys trying out new recipes.
- Petit-Frere is trying to learn how to play the piano after playing the cello in middle school.
- Petit-Frere worked for Metropolitan Ministries in high school and would like to continue to be involved in education and causes to help underprivileged children and victims of domestic violence.

#### CAREER TRANSACTIONS:

- The Tampa, Fla., native was selected by the Titans in the third round (69th overall) of the 2022 NFL Draft.

#### COLLEGE:

- Played parts of four seasons at Ohio State and saw action in 35 career games with 20 starts. Was a member of three consecutive Big Ten Conference championship teams (2018-20) and was a part of two Ohio State teams that qualified for the College Football Playoffs (2019-2020).

**AS A JUNIOR (2021)**, named first team All-Big Ten by both the coaches and media after starting all 12 games at left tackle. Earned first-team All-American honors by the Football Writers Association of America and CBS Sports. Helped Ohio State rank No. 1 in the nation in total offense and scoring offense. Was on the 2021 Outland Trophy watch list.

**AS A SOPHOMORE (2020)**, received second-team All-Big Ten honors after starting seven games at right tackle for the eighth-ranked rushing attack in the country. Selected an Ohio State scholar-athlete and named Academic All-Big Ten.

**AS A REDSHIRT FRESHMAN (2019)**, saw action in 13 games with one start at left tackle against Northwestern.

**AS A TRUE FRESHMAN (2018)**, played in three games as a reserve before being redshirted. Named an Ohio State scholar-athlete.

- Graduated in the Fall of 2021 with a bachelor's degree in business marketing from Ohio State.

#### PERSONAL:

- Attended Berkeley Prep (Tampa, Fla.) and was the nation's consensus top-ranked offensive tackle prospect with ESPN, Rivals and 247Sport.
- Was a consensus five-star recruit and one of just three offensive tackles in the 2018 class to receive a five-star designation. Was selected to the Under Armour All-America Game.
- As a senior (2017), was named a finalist for the Franklin D. Watkins Memorial Trophy Award, given to the top African-American high school football player in the country.

- As a junior (2016), helped lead the Buccaneers to the Class 3A state semifinals.
- Also played basketball for three years and participated in track and field as a senior.
- Was nicknamed The Law Firm in high school.
- Is the son of Loris Petit-Frere, who is a first-generation American from Haiti.
- Last name is pronounced puh-TEE FRAIR.
- Follow Petit-Frere on Twitter at @NicholasPetit.
- Follow Petit-Frere on Instagram at @nicholas\_petitfrere.
- Born Nicholas Petit-Frere on Sept. 15, 1999 in Port St. Lucie, Fla.


#### NICHOLAS PETIT-FRERE'S COLLEGE STATISTICS

##### REGULAR SEASON

Year	Team	GP	GS
2018	Ohio State	3	0
2019	Ohio State	13	1
2020	Ohio State	7	7
2021	Ohio State	12	12
<b>College Totals</b>		<b>35</b>	<b>20</b>

##### Starts Breakdown:

2019 - LT 1; 2020 - RT 7; 2021 - LT 12



# 18 KYLE PHILIPS

**WIDE RECEIVER • 5'11" • 189 LBS • COLLEGE: UCLA**  
**ACQUIRED: 5TH ROUND - 2022 • HOMETOWN: SAN MARCOS, CALIF.**  
**NFL EXPERIENCE (NFL/TITANS): ROOKIE**  
**GAMES PLAYED/GAMES STARTED: 0/0 (PLAYOFFS: 0/0)**



**PRO:** The Titans selected Kyle Philips in the fifth round (163rd overall) of the 2022 NFL Draft to bring quickness, sure hands and precision route running to the wide receiving corps. The 5-foot-11-inch, 189-pounder possesses the abilities to contribute heavily as a slot receiver and in the return game. A native of San Marcos, Calif., Philips spent four seasons at UCLA, where he played in 34 games with 23 starts.

#### CAREER HIGHLIGHTS:

- As a junior at UCLA in 2021, Philips led the Bruins in receptions (59), receiving yards (739) and receiving touchdowns (10). He also led the team in punt returns (nine) and punt return average (22.6).
- As a redshirt freshman in 2019, he posted a career-high 60 receptions for 681 yards and five touchdowns.

#### TITANS TIDBITS:

- Philips' maternal grandfather was Japanese. His family was placed in the Japanese internment camps during World War II.
- His best friend is Terrell Burgess, a teammate at San Marcos (Calif.) High School and safety with the Los Angeles Rams.
- Philips claims one of his hidden talents is badminton, and he also considers himself an excellent barbecue grillmaster.
- He lists "The Office" as his favorite TV show to binge and "Step Brothers" as his favorite movie.

#### CAREER TRANSACTIONS:

- The San Marcos, Calif., native was selected by the Titans in the fifth round (163rd overall) of the 2022 NFL Draft.

#### COLLEGE:

- In four years at UCLA, he started 23 of his 34 games and totaled 163 receptions for 1,821 yards and 17 touchdowns. Added 25 punt returns for 496 yards (19.8 avg.) with two touchdowns. Posted at least one reception in 32 of his 34 career games, including a reception streak of 29 games to end his career. Finished his career fourth on the all-time UCLA career receptions list. Became the first Bruin to lead the team in receptions in three straight seasons since Craig Bragg from 2001 to 2004.

**AS A JUNIOR (2021),** started nine of his 11 games played and caught 59 passes for 739 yards and 10 touchdowns. Led Pac-12 receivers with 10 touchdown catches. Ranked second in the Pac-12 in receiving yards per game (67.18) and third in the league in receptions per game average (5.36). Averaged 22.6 yards per punt return, including an 82-yard touchdown to help UCLA rate No. 1 in the NCAA in punt returns as a team. Named first-team All-Pac-12 by the league coaches and Phil Steele. Selected to the second-team All-Pac-12 team as a kick returner by league coaches and Phil Steele. Named second-team All-Pac-12 as a receiver/returner by Associated Press and PFF.

- Against Fresno State (9/18), caught seven passes for 113 yards and two touchdowns, including a 42-yard score.
- At Stanford (9/25), turned in his second consecutive 100-yard, two-touchdown game, totaling five catches for 120 yards with a pair of scores, including a career-long 75-yarder.
- Against Colorado (11/13), posted a career-long 82-yard punt return for a touchdown and added eight receptions for 99 yards.
- At Southern California (11/20), recorded six catches for 80 yards and two touchdowns.
- Against California (11/27), posted six receptions for 32 yards and a pair

of touchdowns in his final college action.

**AS A SOPHOMORE (2020),** saw action in all seven games, with six starts during a season that was shortened due to the COVID-19 pandemic. His 38 catches led the team and pushed him over the 100-career catch mark (27th Bruin to do so). Returned six punts for 77 yards (12.8 avg.). Named honorable mention All-Pac-12 by the league coaches and second-team All-Pac-12 by PFF and Phil Steele.

- At Oregon (11/21), caught eight passes for a season-high 91 yards and added a career-long 29-yard rushing attempt.
- Against Southern California (12/12), tied his season high with eight receptions for 63 yards.

**AS A REDSHIRT FRESHMAN (2019),** saw action in all 12 games, with eight starts. Totaled a career-high 60 receptions for 681 yards and five touchdowns. His 60 catches were the most ever by a freshman player at UCLA (redshirt or true). Became the first Bruin redshirt freshman to lead the team in receptions since 2001 (Craig Bragg). Totaled three or more catches in nine games. Had 10 catches at Stanford and his two 10-plus catch efforts rank tied for third on the all-time UCLA list (behind only J.J. Stokes and Jordan Lasley, who each had three). Helped UCLA rate second in the nation in punt return average with a 22.5 yards per return mark.

- Against Oklahoma (9/14), scored his first college touchdown on a 13-yard reception.
- At Washington State (9/21), returned a punt 69 yards for a touchdown.
- At Stanford (10/17), caught 10 passes for 100 yards and a season-high two touchdowns.
- At Southern California (11/23), totaled 12 receptions for 123 yards. His 12 catches tied for the fourth-most ever by a Bruin receiver in any game.

**AS A TRUE FRESHMAN (2018),** redshirted after seeing action as a reserve receiver and special teams performer in the first four games of the season.

- Against Cincinnati (9/1), totaled three catches for 13 yards in the season opener and the first game of his college career.
- At Colorado (9/28), returned a punt for 32 yards.
- Graduated from UCLA in 2021 with a degree in political science.

#### PERSONAL:

- Attended San Marcos (Calif.) High School, where he was as a four-star recruit by ESPN.com and 247 Sports. He was rated 247's No. 43 recruit in the state of California and No. 208 in the nation, while rising to No. 263 on the ESPN 300 national list.
- As a high school senior in 2017, he produced 59 receptions for 1,318 yards and 10 touchdowns, and he was credited with 26 tackles and a pair of interceptions on defense.
- As a high school junior, he caught 65 passes for 909 yards and 11 touchdowns.
- Also participated on his high school's track and field team.
- The son of Michael and Christie Philips, he has an older sister (McKenzie) and a brother-in-law (Trevor).
- Follow Philips on Twitter at @kylephilips17.
- Follow Philips on Instagram at @kylephilips.
- Born Kyle Michael Philips on June 17, 1999 in Las Vegas, Nev.



## KYLE PHILIPS' COLLEGE STATISTICS

Year	Team	GP	GS	RECEIVING					RUSHING				
				No	Yds	Avg	Lg	TD	Att	Yds	Avg	Lg	TD
2018	UCLA	4	0	6	31	5.2	9	0	0	0	-	-	0
2019	UCLA	12	8	60	681	11.4	39	5	1	7	7.0	7	0
2020	UCLA	7	6	38	370	9.7	21t	2	4	40	10.0	29	0
2021	UCLA	11	9	59	739	12.5	75t	10	0	0	-	-	0
<b>College Totals</b>		<b>34</b>	<b>23</b>	<b>163</b>	<b>1,821</b>	<b>11.2</b>	<b>75t</b>	<b>17</b>	<b>5</b>	<b>47</b>	<b>9.4</b>	<b>29</b>	<b>0</b>

Year	Team	PUNT RETURNS					KICKOFF RETURNS				
		No	Yds	Avg	Lg	TD	No	Yds	Avg	Lg	TD
2018	UCLA	2	36	18.0	32	0	0	0	-	-	0
2019	UCLA	8	180	22.5	69t	1	0	0	-	-	0
2020	UCLA	6	77	12.8	28	0	0	0	-	-	0
2021	UCLA	9	203	22.6	82t	1	0	0	-	-	0
<b>College Totals</b>		<b>25</b>	<b>496</b>	<b>19.8</b>	<b>82t</b>	<b>2</b>	<b>0</b>	<b>0</b>	<b>-</b>	<b>-</b>	<b>0</b>

### Single-Game Highs

Receptions - 12 at Southern California (11/23/19)  
 Receiving Yards - 123 at USC (11/23/19)  
 Long Reception - 75t at Stanford (9/25/21)  
 Receiving Touchdowns - 2 (Five times, last vs. Cal, 11/27/21)  
 Rushing Attempts - 2 vs. Southern California (12/12/20)  
 Rushing Yards - 29 at Oregon (11/21/20)  
 Long Rush - 29 at Oregon (11/21/20)

Punt Returns - 3 at Stanford (9/25/21)  
 Punt Return Yards - 93 vs. Colorado (11/13/21)  
 Long Punt Return - 82t vs. Colorado (11/13/21)  
 Punt Return Touchdowns - 1 (Twice, last vs. Colorado, 11/13/21)



# 75 DILLON RADUNZ

**OFFENSIVE LINEMAN • 6'6" • 301 LBS • COLLEGE: NORTH DAKOTA STATE**  
**ACQUIRED: 2ND ROUND - 2021 • NFL EXPERIENCE (NFL/TITANS): 2/2**  
**HOMETOWN: BECKER, MINN.**  
**GAMES PLAYED/GAMES STARTED: 12/1 (PLAYOFFS: 0/0)**



**PRO:** The Titans used their second-round selection in the 2021 NFL Draft on technically-sound offensive lineman Dillon Radunz (pronounced "RAY-dinz") who brings athleticism and versatility to the position group. The 6-foot-6-inch, 301-pounder appeared in 12 games with one start at left tackle during his rookie campaign in 2021. A native of Becker, Minn., Radunz declared for the NFL Draft after North Dakota State's lone fall game his senior season, choosing to forego the Bison's spring football schedule. He started 32 collegiate games at NDSU and was a member of four Missouri Valley Football Conference championship teams and three NCAA Division I football national championships.

#### CAREER HIGHLIGHTS:

- In 2021, Radunz logged his first career NFL start at left tackle on Thursday Night Football against San Francisco (12/23).

#### TITANS TIDBITS:

- Radunz has a long history with the jersey number 75. At Becker (Minn.) High School, No. 75 was passed down from the previous player of the year to him. After he won the player of the year award, he passed it on to the next winner. Then he was issued the number at North Dakota State and later passed it on to his younger brother, Nick.
- The community fellowship program Alcoholics Anonymous has a special place in Radunz's life due to his father's struggles with alcoholism. His father, Jeff, passed away at the age of 45 in an alcohol-related incident when Dillon was 12.
- During the COVID-19 pandemic in 2020-21, Radunz took up golfing and went hog hunting for the first time in Oklahoma. He is also trying to learn how to play the guitar.

#### CAREER TRANSACTIONS:

- The Becker, Minn., native was selected by the Titans in the second round (53rd overall) of the 2021 NFL Draft.

#### SEASON RECAPS:

**2021 (12/1, 0/0):** Played in 12 games with one start at left tackle during his rookie campaign. Was inactive for five regular season games and the postseason contest. Made his NFL debut at Seattle (9/19/21). Made his first career NFL start against San Francisco (12/23/21).

- At Seattle (9/19), saw action in his first NFL contest on special teams.
- Against Kansas City (10/24), saw significant action at left guard after Rodger Saffold III left the game with an injury. Played limited snaps at right guard after Nate Davis left the game briefly with an injury. Helped block for an offense that registered 369 total yards while only allowing one sack on 28 pass attempts.
- At Indianapolis (10/31), entered the game at right guard late in the third quarter after Nate Davis left with an injury.
- At L.A. Rams (11/7), saw action on special teams and as an extra tight end in jumbo sets.
- At New England (11/28), played as a reserve at left guard for the final series.
- Against San Francisco (12/23), made his first career NFL start at left tackle. Helped the Titans convert a season-high nine third downs on 16 attempts in the game, while scoring on four of its five possessions in the second half.
- Against Miami (1/2), played as a reserve at left guard late in the fourth quarter.

#### COLLEGE:

- Played parts of four seasons at North Dakota State and saw action in 33 career games with 32 starts. Was a member of four Missouri Valley Football Conference championship teams and three NCAA Division I football national championships. Selected as a two-time FCS All-American and 2019 consensus first-team pick.
- As a senior (2020), made his 32nd consecutive and final start at left tackle for the Bison in the Oct. 3 season opener. Participated in the 2021 Reese's Senior Bowl.
- As a junior (2019), was a consensus first team All-American by the Associated Press, AFCA, STATS, HERO Sports, FCS Athletic Directors Association, Walter Camp Football Foundation, Phil Steele and Athlon Sports. Named All-Missouri Valley Football Conference first team after starting all 16 games at left tackle. NDSU rushed for a school-record 4,601 yards and ranked fourth in the FCS with 287.6 rushing yards per game.
- As a sophomore (2018), named All-Missouri Valley Football Conference second team after starting all 15 games at left tackle. Selected HERO Sports FCS sophomore All-American.
- As a redshirt freshman (2017), suffered a season-ending injury in the season opener.
- As a true freshman (2016), redshirted.
- Graduated in December 2020 with a bachelor's degree in industrial engineering and management from North Dakota State.

#### PERSONAL:

- Attended Becker (Minn.) High School and was a two-year starting left tackle for the back-to-back Minnesota Class 4A state champions in 2014 and 2015. His team went 25-1 over the two title-winning seasons.
- As a senior (2015), was a Top 10 finalist for Mr. Football in Minnesota while helping pave the way for a team that rushed for 3,091 yards and passed for 2,251 yards with 77 touchdowns.
- In 2015, was a team captain and district MVP who earned all-state recognition from the Associated Press, KARE-11 TV and Minnesota Vikings along with all-conference and all-metro honors.
- As a defensive lineman, finished his high school career with 99 solo tackles and 64 assisted tackles, including 14 quarterback sacks.
- Was named all-conference in basketball, where he was a three-year starter.
- Also competed in track and field and was a sixth-place finisher in the shot put at the 2015 Class 2A state meet.
- Has an older sister, Danielle, and a younger brother, Nick, who is an offensive lineman who joined the North Dakota State football program in spring 2020.
- Last name is pronounced RAY-dinz.
- Follow Radunz on Twitter at @DillonRadunz.
- Follow Radunz on Instagram at @dillon.radunz.
- Born Dillon Jeffrey Radunz on March 28, 1998 in St. Cloud, Minn.

## DILLON RADUNZ'S NFL STATISTICS

### REGULAR SEASON

Year	Team	GP	GS
2021	Tennessee	12	1
<b>NFL Totals</b>		<b>12</b>	<b>1</b>

### PLAYOFFS

Year	Team	GP	GS
2021	Tennessee	0	0
<b>NFL Totals</b>		<b>0</b>	<b>0</b>

### Starts Breakdown:

2021 - LT 1

### Additional Career Statistics

Misc. Tackles - 1 (2021)



# 56 MONTY RICE

**LINEBACKER • 6'0" • 233 LBS • COLLEGE: GEORGIA**

**ACQUIRED: 3RD ROUND - 2021**

**NFL EXPERIENCE (NFL/TITANS): 2/2 • HOMETOWN: HUNTSVILLE, ALA.**

**GAMES PLAYED/GAMES STARTED: 10/4 (PLAYOFFS: 0/0)**



**PRO:** The Titans selected Monty Rice in the third round of the 2021 NFL Draft. He appeared in 10 games with four starts at inside linebacker as a rookie. The 6-foot, 233-pound defender possesses excellent speed, physicality and the instincts required to run and cover successfully at the linebacking position. The Huntsville, Ala., native appeared in 47 games with 28 starts during a four-year career (2017-20) at Georgia, where he tallied 219 tackles, 10.5 tackles for loss, two sacks, 21 quarterback pressures, five passes defended, three forced fumbles and one fumble recovery returned for a touchdown. As a senior in 2020, Rice was a finalist for the Butkus Award and earned Associated Press All-SEC first-team honors.

#### CAREER HIGHLIGHTS:

- Rice appeared in 10 games with four starts as a rookie in 2021, registering 30 tackles, one pass defended and six tackles on special teams.
- In his final season at Georgia in 2020, he was named a finalist for the Butkus Award, which recognizes the nation's best linebacker, after amassing 49 tackles, four tackles for loss, one sack, one pass defended, two forced fumbles and one fumble recovery returned for a score.

#### TITANS TIDBITS:

- A Huntsville, Ala., native, Rice grew up about two hours outside of Nashville. As a child, Rice attended about 10 Titans games, including the memorable Titans-Cardinals game on Nov. 29, 2009 (Titans 20, Cardinals 17). His favorite Titans players were Chris Johnson, Keith Bulluck and Kyle Vanden Bosch.
- Rice has a tattoo on his right forearm of his cousin's name, Haraesheo Rice. Haraesheo, who suffered from mental illness, was shot and killed by police in Huntsville in September 2017. 'I think about my cousin a lot. I know he's looking down on me smiling, watching what I'm doing,' Rice said. 'We used to live together. We were real close.'
- He has a black lab named Shadow.

#### CAREER TRANSACTIONS:

- The Huntsville, Ala., native was selected by the Titans in the third round (92nd overall) of the 2021 NFL Draft.

#### SEASON RECAPS:

**2021 (10/4, 0/0):** Played in 10 games with four starts at linebacker during his rookie campaign and registered 30 tackles, a pass defended and six special teams stops. Was inactive for two games. Placed on injured reserve on Nov. 30 and missed the final five regular season games and the postseason contest. Led the team in tackles once (vs. NO). Led or tied for the team lead in special teams tackles three times (at NYJ, at LAR, vs. HOU). Made his NFL debut against Arizona (9/12/21). Made his first career NFL start at Indianapolis (10/31/21).

- Against Arizona (9/12), saw action in his first NFL contest and collected two tackles.
- At Jacksonville (10/10), saw action as a reserve at linebacker and on special teams before leaving the game in second quarter with an injury.
- At Indianapolis (10/31), made his first career NFL start at linebacker and posted a career-high seven tackles with a pass defended. Stuffed Kylen Granson for no gain on a short pass in the opening quarter. Broke up a pass intended for Jonathan Taylor in overtime.
- At L.A. Rams (11/7), led the team with two special teams tackles on coverage units.
- Against New Orleans (11/14), started at linebacker and led the team with 10 tackles. Notched a special teams tackle on coverage units. Stuffed Mark Ingram for no gain on a rush up the middle in the second quarter.

- Against Houston (11/21), started at linebacker and totaled seven tackles. Notched a special teams stop on coverage units. Teamed with Harold Landry III to stuff David Johnson for a one-yard loss in the fourth quarter. Stopped Rex Burkhead for no gain on a rush up the middle late in the fourth quarter.

- At New England (11/28), started at linebacker and recorded four tackles and a special teams stop before leaving the game in the second quarter with an injury. Teamed with Kevin Byard to stuff Damien Harris for no gain on a rush up the middle in the first quarter.

#### COLLEGE:

- In four seasons at Georgia (2017-20), Rice appeared in 47 games with 28 starts. He tallied 219 tackles, 10.5 tackles for loss, two sacks, 21 quarterback pressures, five passes defended, three forced fumbles and one fumble recovery returned for a touchdown.
- As a senior (2020), appeared in nine games and made eight starts. Posted 49 tackles, four tackles for loss, one sack, one pass defended, five quarterback pressures, two forced fumbles and one fumble recovery returned for a score. Was a finalist for the Butkus Award, given to the nation's best linebacker. Earned All-SEC first-team honors by the Associated Press and All-America second-team recognition by The Athletic.
- As a junior (2019), started all 14 games and notched a team-leading 89 tackles, three tackles for loss, 14 quarterback pressures and three passes defended. Earned Associated Press All-SEC second-team recognition. Co-winner of Georgia's Vince Dooley Defensive MVP award.
- As a sophomore (2018), played in nine games and made five starts. Finished as Georgia's third-leading tackler with 59 stops. Also posted 1.5 tackles for loss, one sack, two quarterback pressures, one pass defended and one forced fumble.
- As a freshman (2017), saw action in 14 games and made one start. Tallied 22 tackles and two tackles for loss.
- Majored in sociology at Georgia.

#### PERSONAL:

- Attended James Clemens (Ala.) High School where he earned Alabama Sports Writers Association Class 7A first team defense recognition after posting 137 tackles, one sack, four interceptions, one blocked punt for a touchdown, and four total touchdowns as a senior in 2016.
- Tabbed as a four-star prospect by PrepStar, ESPN, and Scout.com, and a three-star prospect by 247Sports and Rivals. Ranked as the No. 9 inside linebacker nationally by Scout, No. 11 by ESPN, No. 33 by 247Sports, and No. 34 by Rivals.
- As a junior, totaled 79 tackles, 11.0 tackles for loss, three quarterback hurries, three interceptions, five passes defended, three forced fumbles and three fumble recoveries.
- Also participated in track, competing in the shotput and 60-meter dash.
- Has one older brother and one younger brother.
- Son of Shavita Rice.
- Follow Rice on Twitter @ricemonty and on Instagram @mrice\_32.
- Born Montavian Lamar Rice-Jordan on Jan. 8, 1999 in Huntsville, Ala.



## MONTY RICE'S GAME-BY-GAME

### 2021 Tennessee Titans

Date	Opp	W/L	P/S	Tot	Solo	Asst	Sk	- Yds	QBP	TFL	Int	- Yds	-TD	PD	FF	FR	- Yds	SpT	
Sept 12	Ari	L	p	2	1	1	0.0	0.0	0	0	0	0	0	0	0	0	0	0	0
Sept 19	@ Sea	W	p	0	0	0	0.0	0.0	0	0	0	0	0	0	0	0	0	0	0
Sept 26	Ind	W	p	0	0	0	0.0	0.0	0	0	0	0	0	0	0	0	0	0	0
Oct 3	@ NYJ	L	p	0	0	0	0.0	0.0	0	0	0	0	0	0	0	0	0	0	1
Oct 10	@ Jax	W	p	0	0	0	0.0	0.0	0	0	0	0	0	0	0	0	0	0	0
Oct 18	Buf	W	IA																
Oct 24	KC	W	IA																
Oct 31	@ Ind	W	S	7	4	3	0.0	0.0	0	0	0	0	0	1	0	0	0	0	0
Nov 7	@ LAR	W	p	0	0	0	0.0	0.0	0	0	0	0	0	0	0	0	0	0	2
Nov 14	NO	W	S	10	6	4	0.0	0.0	0	0	0	0	0	0	0	0	0	0	1
Nov 21	Hou	L	S	7	3	4	0.0	0.0	0	0	0	0	0	0	0	0	0	0	1

Nov 28	@ NE	L	S	4	1	3	0.0	0.0	0	0	0	0	0	0	0	0	0	0	1
Dec 12	Jax																		
Placed on injured reserve on Nov. 30, 2021																			
Dec 19	@ Pit																		
Dec 23	SF																		
Jan 2	Mia																		
Jan 9	@ Hou																		
<b>Totals</b>				<b>8-4</b>	<b>10/4</b>	<b>30</b>	<b>15</b>	<b>15</b>	<b>0.0</b>	<b>0.0</b>	<b>0</b>	<b>0</b>	<b>0</b>	<b>0</b>	<b>0</b>	<b>0</b>	<b>0</b>	<b>1</b>	<b>6</b>

## MONTY RICE'S NFL STATISTICS

REGULAR SEASON		TACKLES										INTERCEPTIONS					FUMBLES			
Year	Team	GP	GS	Tot	Solo	Asst	Sk	Yds	QBP	TFL	No	Yds	Lg	TD	PD	FF	FR	Yds	SpT	
2021	Tennessee	10	4	30	15	15	0.0	0.0	0	0	0	0	0	1	0	0	0	0	6	
<b>NFL Totals</b>		<b>10</b>	<b>4</b>	<b>30</b>	<b>15</b>	<b>15</b>	<b>0.0</b>	<b>0.0</b>	<b>0</b>	<b>0</b>	<b>0</b>	<b>0</b>	<b>0</b>	<b>1</b>	<b>0</b>	<b>0</b>	<b>0</b>	<b>0</b>	<b>6</b>	

### Single-Game Highs

Tackles - 10 vs. New Orleans (11/14/21)

Passes Defensed - 1 at Indianapolis (10/31/21)

Special Teams Tackles - 2 at L.A. Rams (11/7/21)



# 70 JORDAN ROOS

**GUARD • 6'3" • 302 LBS • COLLEGE: PURDUE**

**ACQUIRED: FREE AGENT - 2021**

**NFL EXPERIENCE (NFL/TITANS): 3/1 • HOMETOWN: CELINA, TEXAS**

**GAMES PLAYED/GAMES STARTED: 14/0 (PLAYOFFS: 2/0)**



**PRO:** The Titans signed Jordan Roos as a free agent during training camp in 2021. The 6-foot-3-inch, 302-pounder originally entered the NFL as a rookie free agent with the Seattle Seahawks in 2017. He spent three total seasons in Seattle, appearing in 14 total games during that time. The Purdue University product also spent time with the Las Vegas Raiders (2020) and New England Patriots (2021).

#### TITANS TIDBITS:

- Roos' father, Peter, played football at East Texas State.

#### CAREER TRANSACTIONS:

- A native of Celina, Texas, Roos was originally signed by the Seattle Seahawks as a rookie free agent on May 12, 2017.
- Waived by the Seahawks on Sept. 1, 2018 and signed to the Seahawks practice squad the following day.
- Re-signed by the Seahawks on Jan. 7, 2019.
- Waived by the Seahawks on Aug. 31, 2019 and signed to the Seahawks practice squad the following day.
- Signed by the Seahawks to the active roster off the team's practice squad on Oct. 12, 2019.
- Waived by the Seahawks on Oct. 23, 2019 and re-signed to the practice squad on Oct. 25, 2019.
- Signed by the Seahawks to the active roster off the team's practice squad on Oct. 29, 2019.
- Waived by the Seahawks on July 26, 2020.
- Claimed off waivers by the Las Vegas Raiders on July 27, 2020.
- Waived by the Raiders on Sept. 1, 2020.
- Signed to the New England Patriots practice squad on Oct. 1, 2020 and released on Oct. 27, 2020.
- Signed by the Titans as a free agent on Aug. 7, 2021.

#### SEASON RECAPS:

**2021 (0/0, 0/0 - Tennessee):** Spent the entire season on the Titans practice squad.

**2020 (0/0):** Spent training camp with the Las Vegas Raiders.

**2019 (7/0, 2/0 - Seattle):** Played seven games with the Seahawks on special teams. He was inactive in two contests and did not play in one game. He also participated in two playoff contests.

- At Green Bay (1/12), saw action at center in a divisional playoff contest.

**2018 (0/0, 0/0 - Seattle):** Spent the entire season on the practice squad with the Seahawks.

**2017 (7/0 - Seattle):** Appeared in seven games as a rookie, mostly on special teams. He was inactive for nine contests.

- Against Atlanta (11/20), made his NFL debut on special teams.
- Against Philadelphia (12/3), played a snap at fullback.
- Against Arizona (12/31), saw action at guard in the season finale.

#### COLLEGE:

- Was a four-year starter at right guard (2013-16), starting 42 of 47 games played at Purdue, including the last 38 in a row.
- Started all 12 games during each of his sophomore, junior and senior seasons.
- Majored in organization leadership & supervision at Purdue.

#### PERSONAL:

- Attended Celina (Texas) High School, where he was a four-year letter-winner in football and three-star prospect by Rivals.com and Scout.com. Missed the majority of his senior season after injuring his knee but his team went 11-1 his junior season, winning the league title with a 4-0 record.
- Also earned four varsity letters in track and field. He was the 2009 USATF national champion in the shot put and the three-time 3A shot put state champion. Also won the 2012 3A state title in discus.
- Father, Peter, played football at East Texas State.
- Enjoys hunting and fishing.
- Born Jordan A. Roos on July 6, 1993.

## JORDAN ROOS' NFL STATISTICS

### REGULAR SEASON

Year	Team	GP	GS
2017	Seattle	7	0
2019	Seattle	7	0
<b>NFL Totals</b>		<b>14</b>	<b>0</b>

### PLAYOFFS

Year	Team	GP	GS
2019	Seattle	2	0
<b>NFL Totals</b>		<b>2</b>	<b>0</b>



# 98 JEFFERY SIMMONS

**DEFENSIVE TACKLE • 6'4" • 305 LBS**

**COLLEGE: MISSISSIPPI STATE • ACQUIRED: 1ST ROUND - 2019**

**NFL EXPERIENCE (NFL/TITANS): 4/4 • HOMETOWN: MACON, MISS.**

**GAMES PLAYED/GAMES STARTED: 41/39 (PLAYOFFS: 5/2)**



**Captain: 2021**



**Pro Bowl: 2021**

**PRO:** The Titans selected Jeffery Simmons with the 19th overall pick in the 2019 NFL Draft. By the end of his third season, he was a team captain, a Pro Bowl selection and a second-team All-Pro honoree—all prior to his 25th birthday. From 2019 to 2021, he appeared in 41 total games (39 starts), including starts in all 17 games in 2021. The 6-foot-4, 305-pound defensive lineman provides a rare blend of size, power and quickness, making him a disruptive force in the middle of the defense. He was a first-team All-SEC selection as a sophomore and junior at Mississippi State, adding second-team All-American honors as a junior. Following his junior season, he declared for the NFL Draft.

### CAREER HIGHLIGHTS:

- In 2021, Simmons was named a team captain for the first time in his career, and he went on to become one of six players on the roster to start all 17 games. He was named to his first career Pro Bowl and added Associated Press second-team All-Pro honors after setting career highs in several categories, including sacks (8.5), tackles (54), quarterback pressures (58), tackles for loss (12) and passes defended (six). Among all defensive tackles in the NFL, his 8.5 sacks ranked sixth.
- Simmons was one of only five NFL players to produce at least 50 tackles, eight sacks and six passes defended in 2021, joining Maxx Crosby, Cameron Jordan, Cameron Heyward and T.J. Watt. Simmons and Heyward were the only interior defensive linemen in the league to accomplish the feat.
- In a divisional playoff game against Cincinnati on Jan. 22, 2022, he set a franchise postseason record with three sacks.
- In 2020, Simmons started 15 games at defensive tackle for the Titans and tied for the NFL lead with three defensive fumble recoveries. He also ranked second on the team with three sacks and 20 quarterback pressures.
- As a rookie in 2019, Simmons totaled 40 tackles, two sacks, two tackles for loss, 14 quarterback pressures and one pass defended in nine games (seven starts). He added four tackles, three quarterback pressures and a fumble recovery in three playoff contests.
- As a junior in 2018, Simmons was named first team All-SEC and second team All-American after totaling 63 tackles, 17 tackles for loss and two sacks. His 17 tackles for loss led the team, ranked fourth in the SEC and were the third-most in single-season school history.

### TITANS TIDBITS:

- In July 2022, the official ribbon cutting was held at the Jeffery B. Simmons Field House at Noxubee County High School in Macon, Miss. Simmons donated more than \$50,000 to upgrade his former high school's athletic facilities. During the same week, he donated \$75,000 to Starkville (Miss.) Parks and Recreation to be used for a new turf field at the Starkville Sportsplex. The field was also named in his honor.
- During college, Simmons was a two-time member of the SEC Academic Honor Roll.
- Simmons' brother, Dylan Bradley, played football at Southern Miss and then spent time with the Minnesota Vikings. His uncle, Jason Hatcher, played 10 total seasons with the Dallas Cowboys and Washington Football Team.
- Away from football, Simmons enjoys fishing and spending time outdoors.
- Simmons holds an annual youth football camp in Mississippi.

### CAREER TRANSACTIONS:

- The Macon, Miss., native was selected by the Titans in the first round (19th overall) of the 2019 NFL Draft.

### SEASON RECAPS:

- 2021 (17/17, 1/1):** Named Associated Press second-team All-Pro and named to his first career Pro Bowl. Started all 17 games at defensive tackle and led the team with 58 quarterback pressures. Ranked second on the squad with 12 tackles for loss and third on the club with a career-best 8.5 sacks. Added 54 tackles and six passes defended. Started the postseason contest and registered eight tackles, including a team-high and franchise-postseason-record three sacks to go along with three quarterback pressures. Led or tied for the team lead in sacks five times (vs. ARI, at LAR, vs. NO, at HOU, vs. CIN). Led or tied for the team lead in quarterback pressures eight times (at SEA, vs. BUF, at IND, at LAR, vs. NO, vs. SF, vs. MIA, at HOU). Tied for the team lead in passes defended twice (vs. HOU, at PIT). Registered a career-high three sacks at L.A. Rams (11/7/21).
- Against Arizona (9/12), started at defensive tackle and collected five tackles, including a sack and two quarterback pressures. Stuffed Chase Edmonds for no gain on a rush up the middle early in the first stanza. Halted a Cardinals' drive by sacking Kyler Murray for a seven-yard loss on third-and-10 in the third quarter.
  - At Seattle (9/19), started at defensive tackle and posted a half sack and a team-high four quarterback pressures. Halted a Seahawks' drive by combining with Denico Autry for a seven-yard sack of Russell Wilson on third-and-14 in the second quarter.
  - Against Indianapolis (9/26), started at defensive tackle and tallied three tackles, three quarterback pressures and a pass defended. Batted down a pass at the line of scrimmage that was intended for Michael Pittman Jr.
  - At Jacksonville (10/10), started at defensive tackle and compiled three tackles, including a stop for loss, three quarterback pressures and a pass defended. Stuffed James Robinson for a one-yard loss on a rush up the middle in the second quarter. Deflected a pass intended for Jamal Agnew in the second stanza.
  - Against Buffalo (10/18), started at defensive tackle and registered five tackles, a sack and led the team with seven quarterback pressures. Dropped Josh Allen for a seven-yard sack midway through the fourth quarter. Sealed the victory by stonewalling Allen for no gain on a fourth-and-one quarterback sneak inside the Titans' five-yard line with less than 30 seconds remaining in the game.
  - At L.A. Rams (11/7), tallied six tackles, including a career-best three sacks, to go along with a career-high and team-best 10 quarterback pressures. Became the first Titans player with three sacks in a game since Dec. 21, 2008 (3.5, Jason Jones). Became the only Titans/Oilers players with three sacks in the first half of a game since individual sacks became an official NFL statistic in 1982. Sacked Matthew Stafford for a seven-yard loss on the Rams' opening drive. Pressured Stafford in the end zone resulting in an interception by David Long Jr. which was returned to the Rams' two-yard line in the second quarter. Halted a Rams' drive by dropping Stafford for a 10-yard sack on third-and-five in the second quarter. Notched his third sack of the evening by bringing down Stafford for a nine-yard loss late in the second stanza. Combined with Chris Jackson to stop Sony Michel for no gain on a rush off left tackle late in the third quarter.
  - Against New Orleans (11/14), collected four tackles, including a team-high two sacks, a team-best three quarterback pressures to go along with a pass defended. Recorded multiple sacks in consecutive games for the first time in his career. Sacked Trevor Siemian for an eight-yard loss in the opening quarter. Registered his second consecutive multiple-sack game by dropping Siemian for four-yard loss late in the second quarter. Batted down a pass intended for Mark Ingram in the third stanza. Stuffed Ingram for no gain on a rush off right tackle in the fourth quarter.
  - Against Jacksonville (12/12), posted three tackles, including a stop for

loss, three quarterback pressures and a pass defended in the shutout victory. Stuffed James Robinson for a one-yard loss on a rush up the middle early in the third quarter. Combined with Rashaan Evans to stonewall Robinson for no gain on a rush off left tackle in the third stanza. Batted down a pass intended for Carlos Hyde in the final quarter.

- At Houston (1/9), compiled two tackles, including a sack and a team-best four quarterback pressures. Dropped Davis Mills for a nine-yard sack in the third quarter.

- Against Cincinnati (1/22), started at defensive tackle and posted eight tackles, including a team-best and franchise single-game postseason record three sacks to go along with three quarterback pressures. Sacked Joe Burrow for a 12-yard loss on third-and-14 late in the second quarter. Dropped Burrow for a six-yard sack early in the third quarter. Registered his third sack of the day and ended a Bengals' drive by dropping Burrow for a 10-yard loss on third-and-eight in the fourth quarter.

**2020 (15/15, 1/1):** Started 15 games at defensive tackle and finished second on the club with three sacks and 20 quarterback pressures. Tied for the NFL lead with three defensive fumble recoveries in 2020. Registered 49 tackles, including three stops for loss, five passes defended and a forced fumble. Missed one game on the reserve/COVID-19 list. Started the postseason contest at defensive tackle and collected three tackles, including a stop for loss. Led or tied for the team lead in sacks three times in 2020 (at MIN, vs. HOU, at IND). Led or tied for the team lead in quarterback pressures eight times in 2020 (at MIN, vs. HOU, vs. PIT, at CIN, at BAL, at IND, vs. CLE, at GB). Tied for the team lead in passes defended once in 2020 (vs. IND).

- At Denver (9/14), started at defensive tackle and collected four tackles and a fumble recovery. Gave the Titans offense great field position by recovering a Melvin Gordon III fumble that was forced by Kevin Byard at the Broncos' 23-yard line early in the second quarter. Finished off the Titans' goal-line stand in the second quarter by stuffing Jake Butt for no gain on a short pass on fourth down.

- Against Jacksonville (9/20), started at defensive tackle and posted three tackles and a pass defended. Sealed the victory by deflecting a Gardner Minshew II pass that was intercepted by Harold Landry III with 47 seconds remaining in the game.

- At Minnesota (9/27), started at defensive tackle and registered five tackles, including a sack and a team-best five quarterback pressures. Ended a Vikings' drive by dropping Kirk Cousins for a six-yard sack on third-and-eight in the first quarter.

- Against Houston (10/18), started at defensive tackle and produced six tackles, including a sack and two quarterback pressures. Teamed with DaQuan Jones to stuff David Johnson for a one-yard loss on a rush off left tackle in the first quarter. Combined with Rashaan Evans to stuff David Johnson for no gain on a goalline rush in the second quarter. Halted a Texans' drive by dropping Deshaun Watson for a 12-yard sack on third-and-eight in the fourth quarter. Made a critical play by batting down a two-point conversion attempt intended to Randall Cobb that would have made it a two-score game late in the fourth quarter.

- Against Pittsburgh (10/25), started at defensive tackle and registered three tackles, a team-high two quarterback pressures and a pass defended. Pounced on James Conner for a 10-yard loss after Ben Roethlisberger pitched him the ball in the first quarter. Stuffed Conner for no gain on a rush up the middle in the third stanza. Batted a Roethlisberger pass that was then intercepted by Jayon Brown late in the third quarter.

- Against Chicago (11/8), named AFC Defensive Player of the Week after starting at defensive tackle and tallying three tackles, a forced fumble, a fumble recovery and a pass defended. Forced a David Montgomery fumble that was scooped up by Desmond King II and returned 63 yards for a touchdown in the third quarter. Deflected a pass intended for Anthony Miller in the final stanza. Recovered a Miller fumble that was forced by Jayon Brown in the fourth quarter.

- At Indianapolis (11/29), started at defensive tackle and recorded four tackles, a sack, two quarterback pressures and a pass defended. Halted a Colts' drive by dropping Philip Rivers for a six-yard sack on third-and-six in the third quarter. Batted down a pass intended for T.Y. Hilton late in the third stanza. Stuffed Nyheim Hines for no gain on a rush up the middle late in the fourth quarter.

- Against Cleveland (12/6), started at defensive tackle and tallied a career-high seven tackles with a quarterback pressure. Combined with David Long Jr. to stuff Nick Chubb for no gain on a rush off left guard in the first quarter. Teamed with Rashaan Evans to stonewall Kareem Hunt for a one-yard loss on a rush up the middle in the opening stanza. Stopped Hunt for no gain on a rush off right tackle in the second quarter.

- Against Detroit (12/20), started at defensive tackle and produced two tackles, two quarterback pressures and a fumble recovery. Recovered a T.J. Hockenson fumble that was forced by Derick Roberson in the third quarter.

- Against Baltimore (1/10), started at defensive tackle and posted three tackles and a quarterback pressure. Stuffed Lamar Jackson for a one-yard loss on a rush up the middle in the third quarter.

**2019 (9/7, 3/0):** Played in nine games with seven starts during his rookie campaign and collected 40 tackles, two sacks, 14 quarterback pressures, two tackles for loss and a pass defended. Spent the first six weeks of the season on the non-football injury list. Saw action in all three postseason contests and notched four tackles, three quarterback pressures and a fumble recovery. Led or tied for the team lead in sacks twice (vs. LAC, at OAK). Tied for the team lead in quarterback pressures once (at HOU). Saw action in his first career game and registered his first career sack against the L.A. Chargers (10/20/19). Made his first career start against Tampa Bay (10/27/19).

- Against L.A. Chargers (10/20), made his NFL debut as a reserve at defensive end and posted six tackles, including a sack, a stop for loss and two quarterback pressures. Teamed with Harold Landry to stonewall Melvin Gordon for a one-yard loss on a rush off right tackle in the opening quarter. Collected his first career sack by dropping Philip Rivers for a three-yard loss in the third quarter. Combined with Rashaan Evans to stop Gordon for no gain on first-and-goal during the final goal-line stand.

- Against Tampa Bay (10/27), notched his first career NFL start at defensive end and tallied four tackles and two quarterback pressures. Stonewalled Peyton Barber for no gain on a first-and-goal rush off right guard in the first quarter.

- At Indianapolis (12/1), started at defensive end and posted five tackles and three quarterback pressures. Teamed with Kamalei Correa to stuff Jonathan Williams for a two-yard loss on a rush off left end in the opening quarter.

- At Oakland (12/8), started at defensive end and amassed five tackles, including a sack and a stop for loss. Stuffed DeAndré Washington for a two-yard loss on a rush off left end late in the first quarter. Halted a Raiders' drive by sacking Derek Carr for a four-yard loss on third-and-two in the third quarter.

- Against Houston (12/15), started at defensive end and totaled four tackles, two quarterback pressures and a pass defended. Halted a potential Texans' scoring drive by deflecting a Deshaun Watson pass at the line of scrimmage that was then intercepted by Jayon Brown in the end zone.

- At Houston (12/29), played as a reserve on the defensive front and recorded three tackles and three quarterback pressures.

- At New England (1/4), saw action as a reserve on the defensive front in his first career postseason contest and posted two tackles and a quarterback pressure.

- At Baltimore (1/11), played as a reserve at defensive end and recorded two tackles, a fumble recovery and two quarterback pressures. Set up the Titans' final touchdown by recovering a Lamar Jackson fumble after a Jurrell Casey strip-sack midway through the third quarter.

#### COLLEGE:

- During a three-year career as a defensive tackle at Mississippi State, Simmons appeared in 38 contests with 28 starts. He finished his career ranked sixth in school history with 32.5 in tackles for loss. He also tied for sixth in MSU annals with five forced fumbles and tied for fourth with three blocked kicks. His totals also included 163 tackles, seven sacks, seven passes defended and two defensive touchdowns. He was one of two players in the nation to be named a Bednarik Award Semifinalist in both 2017 and 2018.

- As a junior (2018), appeared in 13 games with 12 starts. Led the team and ranked fourth in the SEC with 17 tackles for loss, which made up the third-highest total in school history. Tied for second in the SEC among defensive linemen with 63 total tackles and added a pair of sacks, one forced a fumble and four passes defended. Collected two or more tackles for loss in six different games and had at least one in nine contests. Named a Bednarik Award Semifinalist and won the 2018 Conerly Trophy by the Mississippi Sports Hall of Fame and Museum as the top player in Mississippi. Also named second team All-American (AP, The Athletic) and first team All-SEC (AP, Coaches).

- As a sophomore (2017), started all 13 games and tallied 60 tackles, five sacks, 12 tackles for loss, 41 quarterback pressures, two forced fumbles,



two fumble recoveries and one pass defended. With three total blocked kicks and punts, became the first SEC player since 2004 to lead the nation in the category. Named first team All-SEC (AP, Coaches, PFF) and was a Bednarik Award Semifinalist. Added 2017 SEC Academic Honor Roll recognition.

- As a freshman (2016), played in 12 games with three starts at defensive tackle and finished with 40 tackles, 3.5 tackles for loss and four quarterback hurries. Led all SEC freshman and tied for the team lead with two forced fumbles. Became the first MSU defensive lineman to earn Freshman All-SEC honors since Chris Jones in 2013. Named to the SEC First-Year Academic Honor Roll.
- Majored in human development at Mississippi State.

**PERSONAL:**

- Has a son, Jeffery Jr.
- Attended Noxubee County (Macon, Miss.) High School, where he was named the nation's No. 10 overall player and the No. 2 defensive end by Scout.com. Named a five-star prospect by Rivals.com and Scout.com and a four-star prospect by 247Sports.com and ESPN.com. Named the top-

rated player in Mississippi by Rivals.com and 247Sports.com.

- As a high school senior in 2015, helped Noxubee County win its second straight MHSAA Class 4A State Championship with a 12-4 overall record. Finished second on the team with 105 tackles. Led the Tigers with 20.5 tackles for loss, 18.5 sacks, 21 quarterback hurries, three blocked field goals and two blocked punts. Also forced two fumbles, recovered two fumbles, broke up five passes and recorded an interception.
- His mother is Brenda Bradley. He has one brother, Dylan, and two sisters, Brooke and Ashley.
- List of favorites: (movie) "The Blind Side"; (TV show) "Martin"; (song on your pregame playlist) "The Man" by Aloe Blacc; (meal) chicken alfredo; (dessert) Pecan Pie; and (sports team as a child) L.A. Lakers with Kobe Bryant.
- Follow Simmons on Twitter at @grindsimmons94 and on Instagram at @jsimmons\_94.
- Born Jeffery Bernard Simmons Jr. on July 28, 1997, in Lasalle, La.

**JEFFERY SIMMONS' GAME-BY-GAME**

**2019 Tennessee Titans**

Date	Opp	W/L	P/S	Tot Solo Asst	Sk - Yds	QBP	TFL	Int - Yds	-TD	PD	FF	FR - Yds	SpT
Sept 8	@ Cle	W	NFI										
Sept 15	Ind	L	NFI										
Sept 19	@ Jax	L	NFI										
Sept 29	@ Atl	W	NFI										
Oct 6	Buf	L	NFI										
Oct 13	@ Den	L	NFI										
Oct 20	LAC	W	p	6 5 1	1.0 3.0	2	1	0 0	0 0	0 0	0 0	0 0	0 0
Oct 27	TB	W	S	4 3 1	0.0 0.0	2	0	0 0	0 0	0 0	0 0	0 0	0 0
Nov 3	@ Car	L	S	4 1 3	0.0 0.0	1	0	0 0	0 0	0 0	0 0	0 0	0 0
Nov 10	KC	W	S	3 1 2	0.0 0.0	1	0	0 0	0 0	0 0	0 0	0 0	0 0
Nov 24	Jax	W	S	6 3 3	0.0 0.0	0	0	0 0	0 0	0 0	0 0	0 0	0 0
Dec 1	@ Ind	W	S	5 3 2	0.0 0.0	3	0	0 0	0 0	0 0	0 0	0 0	0 0
Dec 8	@ Oak	W	S	5 4 1	1.0 4.0	0	1	0 0	0 0	0 0	0 0	0 0	0 0
Dec 15	Hou	L	S	4 3 1	0.0 0.0	2	0	0 0	0 0	1 0	0 0	0 0	0 0
Dec 22	NO	L	IA										
Dec 29	@ Hou	W	p	3 2 1	0.0 0.0	3	0	0 0	0 0	0 0	0 0	0 0	0 0
<b>Totals</b>	<b>9-7</b>	<b>9/7</b>		<b>40 25 15</b>	<b>2.0 7.0</b>	<b>14</b>	<b>2</b>	<b>0 0</b>	<b>0 0</b>	<b>1 0</b>	<b>0 0</b>	<b>0 0</b>	<b>0 0</b>

**Playoffs**

Jan 4	@ NE	W	p	2 1 1	0.0 0.0	1	0	0 0	0 0	0 0	1 0	0 0	0 0
Jan 11	@ Bal	W	p	2 2 0	0.0 0.0	2	0	0 0	0 0	0 0	1 0	0 0	0 0
Jan 19	@ KC	L	p	0 0 0	0.0 0.0	0	0	0 0	0 0	0 0	0 0	0 0	0 0
<b>Totals</b>	<b>2-1</b>	<b>3/0</b>		<b>4 3 1</b>	<b>0.0 0.0</b>	<b>3</b>	<b>0</b>	<b>0 0</b>	<b>0 0</b>	<b>0 0</b>	<b>1 0</b>	<b>0 0</b>	<b>0 0</b>

**2020 Tennessee Titans**

Date	Opp	W/L	P/S	Tot Solo Asst	Sk - Yds	QBP	TFL	Int - Yds	-TD	PD	FF	FR - Yds	SpT
Sept 14	@ Den	W	S	4 3 1	0.0 0.0	0	0	0 0	0 0	0 0	1 0	0 0	0 0
Sept 20	Jax	W	S	3 0 3	0.0 0.0	0	0	0 0	0 0	1 0	0 0	0 0	0 0
Sept 27	@ Min	W	S	5 3 2	1.0 6.0	5	1	0 0	0 0	0 0	0 0	0 0	0 0
Oct 13	Buf	W	R/C										
Oct 18	Hou	W	S	6 4 2	1.0 12.0	2	1	0 0	0 0	0 0	0 0	0 0	0 0
Oct 25	Pit	L	S	3 1 2	0.0 0.0	2	0	0 0	0 0	1 0	0 0	0 0	0 0
Nov 1	@ Cin	L	S	4 2 2	0.0 0.0	1	0	0 0	0 0	0 0	0 0	0 0	0 0
Nov 8	Chi	W	S	3 3 0	0.0 0.0	0	0	0 0	0 0	1 1	1 0	0 0	0 0
Nov 12	Ind	L	S	2 0 2	0.0 0.0	0	0	0 0	0 0	1 0	0 0	0 0	0 0
Nov 22	@ Bal	W	S	3 1 2	0.0 0.0	1	0	0 0	0 0	0 0	0 0	0 0	0 0
Nov 29	@ Ind	W	S	4 2 2	1.0 6.0	2	1	0 0	0 0	1 0	0 0	0 0	0 0
Dec 6	Cle	L	S	7 3 4	0.0 0.0	1	0	0 0	0 0	0 0	0 0	0 0	0 0

Dec 13	@ Jax	W	S	1 1 0	0.0 0.0	1	0	0 0	0 0	0 0	0 0	0 0	0 0
Dec 20	Det	W	S	2 0 2	0.0 0.0	2	0	0 0	0 0	0 0	1 0	0 0	0 0
Dec 27	@ GB	L	S	2 1 1	0.0 0.0	1	0	0 0	0 0	0 0	0 0	0 0	0 0
Jan 3	@ Hou	W	S	0 0 0	0.0 0.0	2	0	0 0	0 0	0 0	0 0	0 0	0 0
<b>Totals</b>	<b>11-5</b>	<b>15/15</b>		<b>49 24 25</b>	<b>3.0 24.0</b>	<b>20</b>	<b>3</b>	<b>0 0</b>	<b>0 0</b>	<b>5 1</b>	<b>3 0</b>	<b>0 0</b>	<b>0 0</b>

**Playoffs**

Jan 10	Bal	L	S	3 2 1	0.0 0.0	0	1	0 0	0 0	0 0	0 0	0 0	0 0
<b>Totals</b>	<b>0-1</b>	<b>1/1</b>		<b>3 2 1</b>	<b>0.0 0.0</b>	<b>0</b>	<b>1</b>	<b>0 0</b>	<b>0 0</b>	<b>0 0</b>	<b>0 0</b>	<b>0 0</b>	<b>0 0</b>

**2021 Tennessee Titans**

Date	Opp	W/L	P/S	Tot Solo Asst	Sk - Yds	QBP	TFL	Int - Yds	-TD	PD	FF	FR - Yds	SpT
Sept 12	Ari	L	S	5 5 0	1.0 7.0	2	1	0 0	0 0	0 0	0 0	0 0	0 0
Sept 19	@ Sea	W	S	1 0 1	0.5 3.5	4	0	0 0	0 0	0 0	0 0	0 0	0 0
Sept 26	Ind	W	S	3 2 1	0.0 0.0	3	0	0 0	0 0	1 0	0 0	0 0	0 0
Oct 3	@ NYJ	L	S	4 4 0	0.0 0.0	2	1	0 0	0 0	0 0	0 0	0 0	0 0
Oct 10	@ Jax	W	S	3 3 0	0.0 0.0	3	1	0 0	0 0	1 0	0 0	0 0	0 0
Oct 18	Buf	W	S	5 3 2	1.0 7.0	7	1	0 0	0 0	0 0	0 0	0 0	0 0
Oct 24	KC	W	S	2 1 1	0.0 0.0	4	0	0 0	0 0	0 0	0 0	0 0	0 0
Oct 31	@ Ind	W	S	1 1 0	0.0 0.0	6	0	0 0	0 0	0 0	0 0	0 0	0 0
Nov 7	@ LAR	W	S	6 3 3	3.0 26.0	10	3	0 0	0 0	0 0	0 0	0 0	0 0
Nov 14	NO	W	S	4 4 0	2.0 12.0	3	2	0 0	0 0	1 0	0 0	0 0	0 0
Nov 21	Hou	L	S	5 4 1	0.0 0.0	0	1	0 0	0 0	1 0	0 0	0 0	0 0
Nov 28	@ NE	L	S	6 4 2	0.0 0.0	0	0	0 0	0 0	0 0	0 0	0 0	0 0
Dec 12	Jax	W	S	3 3 0	0.0 0.0	3	1	0 0	0 0	1 0	0 0	0 0	0 0
Dec 19	@ Pit	L	S	1 1 0	0.0 0.0	1	0	0 0	0 0	1 0	0 0	0 0	0 0
Dec 23	SF	W	S	2 2 0	0.0 0.0	4	0	0 0	0 0	0 0	0 0	0 0	0 0
Jan 2	Mia	W	S	1 1 0	0.0 0.0	2	0	0 0	0 0	0 0	0 0	0 0	0 0
Jan 9	@ Hou	W	S	2 1 1	1.0 9.0	4	1	0 0	0 0	0 0	0 0	0 0	0 0
<b>Totals</b>	<b>12-5</b>	<b>17/17</b>		<b>54 42 12</b>	<b>8.5 64.5</b>	<b>58</b>	<b>12</b>	<b>0 0</b>	<b>0 0</b>	<b>6 0</b>	<b>0 0</b>	<b>0 0</b>	<b>0 0</b>

**Playoffs**

Jan 22	Cin	L	S	8 7 1	3.0 28.0	3	3	0 0	0 0	0 0	0 0	0 0	0 0
<b>Totals</b>	<b>0-1</b>	<b>1/1</b>		<b>8 7 1</b>	<b>3.0 28.0</b>	<b>3</b>	<b>3</b>	<b>0 0</b>	<b>0 0</b>	<b>0 0</b>	<b>0 0</b>	<b>0 0</b>	<b>0 0</b>

## JEFFERY SIMMONS' NFL STATISTICS

REGULAR SEASON				TACKLES							INTERCEPTIONS					FUMBLES			
Year	Team	GP	GS	Tot	Solo	Asst	Sk	Yds	QBP	TFL	No	Yds	Lg	TD	PD	FF	FR	Yds	SpT
2019	Tennessee	9	7	40	25	15	2.0	7.0	14	2	0	0	0	0	1	0	0	0	0
2020	Tennessee	15	15	49	24	25	3.0	24.0	20	3	0	0	0	0	5	1	3	0	0
2021	Tennessee	17	17	54	42	12	8.5	64.5	58	12	0	0	0	0	6	0	0	0	0
<b>NFL Totals</b>		<b>41</b>	<b>39</b>	<b>143</b>	<b>91</b>	<b>52</b>	<b>13.5</b>	<b>95.5</b>	<b>92</b>	<b>17</b>	<b>0</b>	<b>0</b>	<b>0</b>	<b>0</b>	<b>12</b>	<b>1</b>	<b>3</b>	<b>0</b>	<b>0</b>

PLAYOFFS				TACKLES							INTERCEPTIONS					FUMBLES			
Year	Team	GP	GS	Tot	Solo	Asst	Sk	Yds	QBP	TFL	No	Yds	Lg	TD	PD	FF	FR	Yds	SpT
2019	Tennessee	3	0	4	3	1	0.0	0.0	3	0	0	0	0	0	0	0	1	0	0
2020	Tennessee	1	1	3	2	1	0.0	0.0	0	1	0	0	0	0	0	0	0	0	0
2021	Tennessee	1	1	8	7	1	3.0	28.0	3	3	0	0	0	0	0	0	0	0	0
<b>NFL Totals</b>		<b>5</b>	<b>2</b>	<b>15</b>	<b>12</b>	<b>3</b>	<b>3.0</b>	<b>28.0</b>	<b>6</b>	<b>4</b>	<b>0</b>	<b>0</b>	<b>0</b>	<b>0</b>	<b>0</b>	<b>0</b>	<b>1</b>	<b>0</b>	<b>0</b>

### Single-Game Highs

Tackles - 7 vs. Cleveland (12/6/20)  
 Sacks - 3 at L.A. Rams (11/7/21)  
 Quarterback Pressures - 10 at L.A. Rams (11/7/21)  
 Tackles For Loss - 3 at L.A. Rams (11/7/21)  
 Fumble Recovery - 1 (Three times, last vs. Detroit 12/20/20)  
 Fumble Recovery - 1 vs. Chicago (11/8/20)  
 Passes Defensed - 1 (11 times, last vs. Jacksonville 12/12/21)

### Playoff Single-Game Highs

Tackles - 8 vs. Cincinnati (1/22/22)  
 Sacks - 3 vs. Cincinnati (1/22/22)  
 Quarterback Pressures - 3 vs. Cincinnati (1/22/22)  
 Fumble Recovery - 1 at Baltimore (1/11/20)



# 38 BUSTER SKRINE

**CORNERBACK • 5'9" • 187 LBS • COLLEGE: CHATTANOOGA**  
**ACQUIRED: FREE AGENT - 2021**  
**NFL EXPERIENCE (NFL/TITANS): 12/2 • HOMETOWN: WOODSTOCK, GA.**  
**GAMES PLAYED/GAMES STARTED: 158/95 (PLAYOFFS: 1/0)**



**PRO:** The Titans signed veteran cornerback Buster Skrine as a free agent on Nov. 23, 2021 to add experience and depth to the secondary. The 5-foot-9-inch, 187-pounder appeared in six games with three starts in his first season as a Titan and tallied 17 tackles, one interception and three passes defended. The Woodstock, Ga., native has collected 562 tackles, 3.5 sacks, 10 interceptions, 88 passes defended, six forced fumbles and four fumble recoveries over 11 seasons for the Cleveland Browns (2011-14), New York Jets (2015-18), Chicago Bears (2019-20), San Francisco 49ers (2021) and Tennessee (2021). Skrine entered the NFL as a fifth-round pick of the Browns (137th overall) in the 2011 NFL Draft.

#### CAREER HIGHLIGHTS:

- Skrine appeared in every game for five consecutive years (2011-2015) while with the Cleveland Browns and the New York Jets.
- In 2014, Skrine recorded career highs with four interceptions and 18 passes defended.

#### TITANS TIDBITS:

- His given name is Daryl Frank Skrine II. He was originally nicknamed Buster by his grandmother to differentiate him from his father Daryl "Butch" Skrine.
- Skrine was a three-time Georgia state wrestling champion in high school and also competed in track, winning the county championship in the triple jump.

#### CAREER TRANSACTIONS:

- The Woodstock, Ga., native was originally selected by the Cleveland Browns in the fifth round (137th overall) of the 2011 NFL Draft.
- Signed by the New York Jets as an unrestricted free agent on March 11, 2015.
- Signed by the Chicago Bears as an unrestricted free agent on March 13, 2019.
- Waived by the Bears on March 17, 2021.
- Signed by the San Francisco 49ers as a free agent on Sept. 29, 2021.
- Waived by the 49ers on Oct. 11, 2021.
- Signed by the Titans as a free agent on Nov. 23, 2021.

#### SEASON RECAPS:

**2021 (1/0 - San Francisco; 6/3, 1/0 - Tennessee):** Saw action in six games with three starts at cornerback after signing with the Titans as a free agent on Nov. 23. Registered 17 tackles, an interception and three passes defended in Tennessee. Played as a reserve in his first career postseason contest and collected a tackle. Tied for the Titans lead in tackles once in 2021 (vs. SF). Tied for the Titans lead in passes defended once in 2021 (vs. JAX). Appeared in one game for the 49ers against Seattle on Oct. 3 before being released on Oct. 11.

- At New England (11/28), made his Titans debut as a reserve at cornerback and recorded two tackles.
- Against Jacksonville (12/12), made his first start at cornerback for the Titans and posted four tackles, an interception and another pass defended in the shutout victory. Batted down a pass intended for Marvin Jones Jr. late in the second quarter. Intercepted a Trevor Lawrence pass intended for Laquon Treadwell and returned it 17 yards to the Jaguars' 14-yard line in the fourth quarter.
- At Pittsburgh (12/19), started at cornerback and notched three tackles with a pass defended. Broke up a pass intended for James Washington early in the fourth quarter.
- Against San Francisco (12/23), started at cornerback and tied for the team lead with seven tackles.

- Against Cincinnati (1/22), made his postseason debut as a reserve at cornerback and registered a tackle.

**2020 (12/3 - Chicago):** Appeared in 12 games with three starts and totaled 66 tackles, three pass defended and one forced fumble.

- At Detroit (9/13), tallied four tackles and a season-high two passes defended.
- Against New Orleans (11/1), picked up five tackles and a forced fumble.
- At Green Bay (11/29), recorded a career-high 13 tackles to go along with one pass defended.

**2019 (16/4 - Chicago):** Played in all 16 games with four starts and recorded 47 tackles, five pass defended and two forced fumbles.

- At Washington (9/23), posted a season-high seven tackles.
- At L.A. Rams (11/17), recorded two forced fumbles in a single game for the first time in his career.

**2018 (14/11 - N.Y. Jets):** Appeared in 14 games with 11 starts and posted 57 tackles, eight pass defended, a forced fumble, a fumble recovery and a half sack.

- At Detroit (9/10), totaled a season-high seven tackles.
- Against Miami (9/16), matched his season-high with seven stops.
- At Cleveland (9/20), recorded a half sack to go along with two tackles.
- At Jacksonville (9/30), registered two tackles, a forced fumble, a fumble recovery and a pass defended.
- At New England (12/30), matched his season-high seven tackles and set a season-high with two passes defended.

**2017 (15/15 - N.Y. Jets):** Started all 15 games he appeared in, posting 63 tackles, a sack, an interception and 10 pass defended, which ranked second on the team. Tied for the team lead in both forced fumbles and fumble recoveries with two. Was one of only two cornerbacks to have multiple forced fumbles and fumble recoveries.

- At Oakland (9/17), posted four tackles and his first career forced fumble.
- Against Miami (9/24), tallied a season-high eight tackles and one sack.
- Against New England (10/25), set a season-high with three pass defended while also recovering his first fumble of the season to go along with two tackles.
- At New Orleans (12/17), recorded five tackles, forced and recovered a fumble in the opponents red zone and one pass defended.
- At New England (12/31), matched his season-high with eight tackles.

**2016 (14/14 - N.Y. Jets):** Started all 14 games he played in, recording 47 tackles, a sack, eight pass defended and one interception. He also set a new career-long with a 51-yard interception return.

- Against Seattle (10/2), picked up his second career sack for 14 yards to go along with four tackles.
- Against Baltimore (10/23), tallied a season-high six tackles and one interception which he took back for a career-long 51 yards.
- At New England (12/24), matched his season-high six tackles.

**2015 (16/8 - N.Y. Jets):** Appeared in all 16 games with eight starts and logged 54 tackles, which were the most by a Jets cornerback, one interception and eight passes defended while seeing action at both inside and outside cornerback.

- At Indianapolis (9/21), led the defense in tackles collecting eight, including a tackle for loss which set up for an interception.
- At Miami (10/4), registered four tackles, one quarterback hit and two pass defended in the victory at Wembley Stadium in London.

- Against Tennessee (12/13), tallied his seventh career interception and led the defense in tackles with eight, including one tackle for loss and one pass defended.

**2014 (16/16 - Cleveland):** Started all 16 games for the first time in his career and amassed 66 tackles, 18 passes defended and a career-high four interceptions.

- At Pittsburgh (10/12), set a career-high with four passes defended and also had an interception and three tackles.
- At Jacksonville (10/19), totaled three tackles and one interception. It was the first time in his career he recorded an interception in back-to-back games.
- Against Tampa Bay (11/2), tallied a season-high nine tackles.
- At Cincinnati (11/6), recorded a career-high two interceptions in one game, one of which he took back for a then career-long 30 yards.
- Against Indianapolis (12/7), registered five tackles and three pass defended.

**2013 (16/15 - Cleveland):** Appeared in 16 games with 15 starts and totaled 63 tackles, an interception, a sack and 17 pass defended.

- At Baltimore (9/15), totaled a season-high nine tackles.
- At Minnesota (9/22), recorded two passes defended, both in the end zone to prevent potential Vikings' touchdowns.
- Against Cincinnati (9/29), registered his second career interception to go along with three pass defended and two tackles.
- Against Buffalo (10/3), tallied his first career sack as well as six tackles and two pass defended.

**2012 (16/6 - Cleveland):** Played in all 16 regular season games with six starts and posted a career-high 73 tackles and 11 passes defended, which ranked second on the team. Added a fumble recovery and 11 stops on special teams, second-most on the club.

- At Cincinnati (9/16), made his first career NFL start and posted seven tackles.
- Against Cincinnati (10/14), tallied a then career-high 10 tackles.
- Against Pittsburgh (11/25), recovered a fumble, which was one of eight turnovers forced by the Browns and added three tackles.

**2011 (16/0 - Cleveland):** Saw action in all 16 games during his rookie campaign and recorded nine tackles, an interception, two pass defended and nine special team tackles, a figure that was third on the squad.

- At Arizona (12/18), recorded his first career interception.

#### COLLEGE:

- Appeared in 42 games with 30 starts at the University of Tennessee-Chattanooga (2007-10). Totaled 155 career tackles and five interceptions including a 46-yard return for a touchdown. Also returned 40 kickoffs for 891 yards (22.3 avg.). Was named to the All-Southern Conference first team as a junior and senior.
- As a senior (2010), saw action in 10 games with eight starts and totaled 39 tackles, a tackle for loss, a fumble recovery, an interception and eight pass defended.
- As a junior (2009), started all 11 games and tallied 45 tackles, two interceptions, a tackle for loss and eight pass defended.

- As a sophomore (2008), appeared in 10 games with eight starts and recorded 48 tackles, a fumble recovery, a tackle for loss and four pass defended.

- As a freshman (2007), played in all 11 games with two starts and registered 23 tackles, two interceptions, three tackles for loss and a pass defended.

- Majored in business management at Chattanooga.

#### PERSONAL:

- Attended Etowah (Ga) High School and earned all-county, all-region and all-state honors.
- As a senior, was named the Cherokee County Player of the Year.
- As a junior, named all-county at defensive back and was selected as the team's MVP after recording 61 tackles and two interceptions.
- Won the county championship in triple jump and finished second in long jump and earned All-County honors in track and field.
- Follow Skrine on Twitter and Instagram at @busterskrine.
- Born Darryl Frank "Buster" Skrine Jr. on April 26, 1989 in Decatur, Ga.



# BUSTER SKRINE'S GAME-BY-GAME

## 2011 Cleveland Browns

Date	Opp	W/L	P/S	Tot	Solo	Asst	Sk	- Yds	QBP	TFL	Int	- Yds	-TD	PD	FF	FR	- Yds	SpT	
Sept 11	Cin	L	p	0	0	0	0.0	0.0	NA	NA	0	0	0	0	0	0	0	0	2
Sept 18	@ Ind	W	p	0	0	0	0.0	0.0	NA	NA	0	0	0	0	0	0	0	0	2
Sept 25	Mia	W	p	0	0	0	0.0	0.0	NA	NA	0	0	0	0	0	0	0	0	1
Oct. 2	Ten	L	p	0	0	0	0.0	0.0	NA	NA	0	0	0	0	0	0	0	0	1
Oct 16	@ Oak	L	p	0	0	0	0.0	0.0	NA	NA	0	0	0	0	0	0	0	0	0
Oct 23	Sea	W	p	1	1	0	0.0	0.0	NA	NA	0	0	0	0	0	0	0	0	0
Oct 30	@ SF	L	p	0	0	0	0.0	0.0	NA	NA	0	0	0	0	0	0	0	0	1
Nov. 6	@ Hou	L	p	2	1	1	0.0	0.0	NA	NA	0	0	0	0	0	0	0	0	0
Nov 13	STL	L	p	1	1	0	0.0	0.0	NA	NA	0	0	0	0	0	0	0	0	1
Nov 20	Jax	W	p	0	0	0	0.0	0.0	NA	NA	0	0	0	0	0	0	0	0	0
Nov 27	@ Cin	L	p	0	0	0	0.0	0.0	NA	NA	0	0	0	0	0	0	0	0	0
Dec 4	Bal	L	p	0	0	0	0.0	0.0	NA	NA	0	0	0	0	0	0	0	0	0
Dec 8	@ Pit	L	p	0	0	0	0.0	0.0	NA	NA	0	0	0	0	0	0	0	0	0
Dec 18	@ Ari	L	p	1	1	0	0.0	0.0	NA	NA	1	5	0	1	0	0	0	0	1
Dec 24	@ Bal	L	p	1	1	0	0.0	0.0	NA	NA	0	0	0	0	0	0	0	0	0
Jan 1	Pit	L	p	3	2	1	0.0	0.0	NA	NA	0	0	0	1	0	0	0	0	0
<b>Totals</b>				<b>4-12</b>	<b>16/0</b>	<b>9</b>	<b>7</b>	<b>2</b>	<b>0.0</b>	<b>0.0</b>	<b>NA</b>	<b>NA</b>	<b>1</b>	<b>5</b>	<b>0</b>	<b>2</b>	<b>0</b>	<b>0</b>	<b>9</b>

## 2012 Cleveland Browns

Date	Opp	W/L	P/S	Tot	Solo	Asst	Sk	- Yds	QBP	TFL	Int	- Yds	-TD	PD	FF	FR	- Yds	SpT	
Sept 9	Phi	L	p	7	7	0	0.0	0.0	NA	NA	0	0	0	1	0	0	0	0	1
Sept 16	@ Cin	L	S	7	7	0	0.0	0.0	NA	NA	0	0	0	0	0	0	0	0	0
Sept 23	Buf	L	S	4	4	0	0.0	0.0	NA	NA	0	0	0	1	0	0	0	0	0
Sept 27	@ Bal	L	p	2	2	0	0.0	0.0	NA	NA	0	0	0	2	0	0	0	0	0
Oct 7	@ NYG	L	p	6	6	0	0.0	0.0	NA	NA	0	0	0	3	0	0	0	0	2
Oct 14	Cin	W	p	10	8	2	0.0	0.0	NA	NA	0	0	0	0	0	0	0	0	1
Oct 21	@ Ind	L	p	7	6	1	0.0	0.0	NA	NA	0	0	0	0	0	0	0	0	1
Oct 28	SD	W	p	2	2	0	0.0	0.0	NA	NA	0	0	0	1	0	0	0	0	2
Nov 4	Bal	L	p	3	3	0	0.0	0.0	NA	NA	0	0	0	0	0	0	0	0	2
Nov 18	@ Dal	L	S	8	6	2	0.0	0.0	NA	NA	0	0	0	0	0	0	0	0	0
Nov 25	Pit	W	S	3	1	2	0.0	0.0	NA	NA	0	0	0	0	0	1	0	1	
Dec 2	@ Oak	W	p	3	3	0	0.0	0.0	NA	NA	0	0	0	2	0	0	0	0	0
Dec 9	KC	W	p	1	1	0	0.0	0.0	NA	NA	0	0	0	0	0	0	0	0	1
Dec 16	Was	L	p	0	0	0	0.0	0.0	NA	NA	0	0	0	0	0	0	0	0	0
Dec 23	@ Den	L	S	9	8	1	0.0	0.0	NA	NA	0	0	0	0	0	0	0	0	0
Dec 30	@ Pit	L	S	1	1	0	0.0	0.0	NA	NA	0	0	0	0	0	0	0	0	0
<b>Totals</b>				<b>5-11</b>	<b>16/6</b>	<b>73</b>	<b>65</b>	<b>8</b>	<b>0.0</b>	<b>0.0</b>	<b>NA</b>	<b>NA</b>	<b>0</b>	<b>0</b>	<b>10</b>	<b>0</b>	<b>1</b>	<b>0</b>	<b>11</b>

## 2013 Cleveland Browns

Date	Opp	W/L	P/S	Tot	Solo	Asst	Sk	- Yds	QBP	TFL	Int	- Yds	-TD	PD	FF	FR	- Yds	SpT	
Sept 8	Mia	L	p	6	6	0	0.0	0.0	NA	NA	0	0	0	1	0	0	0	0	1
Sept 15	@ Bal	L	S	9	7	2	0.0	0.0	NA	NA	0	0	0	1	0	0	0	0	0
Sept 22	@ Min	W	S	4	4	0	0.0	0.0	NA	NA	0	0	0	2	0	0	0	0	0
Sept 29	Cin	W	S	2	2	0	0.0	0.0	NA	NA	1	5	0	3	0	0	0	0	0
Oct 3	Buf	W	S	6	6	0	1.0	1.0	NA	NA	0	0	0	2	0	0	0	0	0
Oct 13	Det	L	S	4	4	0	1.0	0.0	NA	NA	0	0	0	2	0	0	0	0	0
Oct 20	@ GB	L	S	3	2	1	0.0	0.0	NA	NA	0	0	0	0	0	0	0	0	0
Oct 27	@ KC	L	S	3	3	0	0.0	0.0	NA	NA	0	0	0	2	0	0	0	0	0
Nov 3	Bal	W	S	3	3	0	0.0	0.0	NA	NA	0	0	0	1	0	0	0	0	0
Nov 17	@ Cin	L	S	5	2	3	0.0	0.0	NA	NA	0	0	0	1	0	0	0	0	0
Nov 24	Pit	L	S	4	3	1	0.0	0.0	NA	NA	0	0	0	0	0	0	0	0	0
Dec 1	Jax	L	S	4	4	0	0.0	0.0	NA	NA	0	0	0	2	0	0	0	0	0
Dec 8	@ NE	L	S	3	2	1	0.0	0.0	NA	NA	0	0	0	0	0	0	0	0	0
Dec 15	Chi	L	S	2	1	1	0.0	0.0	NA	NA	0	0	0	0	0	0	0	0	1
Dec 22	@ NYJ	L	S	4	4	0	0.0	0.0	NA	NA	0	0	0	0	0	0	0	0	0
Dec 29	@ Pit	L	S	1	1	0	0.0	0.0	NA	NA	0	0	0	0	0	0	0	0	0
<b>Totals</b>				<b>7-9</b>	<b>16/15</b>	<b>54</b>	<b>9</b>	<b>1.0</b>	<b>1.0</b>	<b>NA</b>	<b>NA</b>	<b>1</b>	<b>5</b>	<b>0</b>	<b>17</b>	<b>0</b>	<b>0</b>	<b>0</b>	<b>2</b>

## 2014 Cleveland Browns

Date	Opp	W/L	P/S	Tot	Solo	Asst	Sk	- Yds	QBP	TFL	Int	- Yds	-TD	PD	FF	FR	- Yds	SpT	
Sept 7	@ Pit	L	S	5	3	2	0.0	0.0	NA	NA	0	0	0	0	0	0	0	0	1
Sept 14	NO	W	S	4	3	1	0.0	0.0	NA	NA	0	0	0	0	0	0	0	0	0
Sept 21	Bal	L	S	4	2	2	0.0	0.0	NA	NA	0	0	0	0	0	0	0	0	0
Oct 5	@ Ten	W	S	4	3	1	0.0	0.0	NA	NA	0	0	0	0	0	0	0	0	0
Oct 12	Pit	W	S	3	3	0	0.0	0.0	NA	NA	1	-2	0	4	0	0	0	0	0
Oct 19	@ Jax	L	S	3	3	0	0.0	0.0	NA	NA	1	6	0	2	0	0	0	0	0
Oct 26	Oak	W	S	6	5	1	0.0	0.0	NA	NA	0	0	0	1	0	0	0	0	0
Nov 2	TB	W	S	9	7	2	0.0	0.0	NA	NA	0	0	0	0	0	0	0	0	0
Nov 6	@ Cin	W	S	3	2	1	0.0	0.0	NA	NA	2	30	0	3	0	0	0	0	0
Nov 16	Hou	L	S	4	4	0	0.0	0.0	NA	NA	0	0	0	1	0	0	0	0	0
Nov 23	@ Atl	W	S	3	3	0	0.0	0.0	NA	NA	0	0	0	2	0	0	0	0	0
Nov 30	@ Buf	L	S	5	5	0	0.0	0.0	NA	NA	0	0	0	1	0	0	0	0	0
Dec 7	Ind	L	S	5	4	1	0.0	0.0	NA	NA	0	0	0	3	0	0	0	0	0
Dec 14	Cin	L	S	1	1	0	0.0	0.0	NA	NA	0	0	0	1	0	0	0	0	0
Dec 21	@ Car	L	S	2	2	0	0.0	0.0	NA	NA	0	0	0	0	0	0	0	0	0
Dec 28	@ Bal	L	S	5	5	0	0.0	0.0	NA	NA	0	0	0	0	0	0	0	0	0
<b>Totals</b>				<b>7-9</b>	<b>16/16</b>	<b>66</b>	<b>55</b>	<b>11</b>	<b>0.0</b>	<b>0.0</b>	<b>NA</b>	<b>NA</b>	<b>4</b>	<b>34</b>	<b>0</b>	<b>18</b>	<b>0</b>	<b>0</b>	<b>1</b>

## 2015 N.Y. Jets

Date	Opp	W/L	P/S	Tot	Solo	Asst	Sk	- Yds	QBP	TFL	Int	- Yds	-TD	PD	FF	FR	- Yds	SpT	
Sept 13	Cle	W	p	1	1	0	0.0	0.0	NA	NA	0	0	0	0	0	0	0	0	0
Sept 21	@ Ind	W	p	8	7	1	0.0	0.0	NA	NA	0	0	0	0	1	0	0	0	0
Sept 27	Phi	L	S	4	3	1	0.0	0.0	NA	NA	0	0	0	0	0	0	0	0	1
Oct 4	@ Mia	W	S	4	4	0	0.0	0.0	NA	NA	0	0	0	2	0	0	0	0	0
Oct 18	Was	W	p	2	1	1	0.0	0.0	NA	NA	0	0	0	0	0	0	0	0	0
Oct 25	@ NE	L	S	3	2	1	0.0	0.0	NA	NA	0	0	0	0	0	0	0	0	0
Nov 1	@ Oak	L	p	0	0	0	0.0	0.0	NA	NA	0	0	0	0	0	0	0	0	0
Nov 8	Jax	W	S	4	2	2	0.0	0.0	NA	NA	0	0	0	1	0	0	0	0	0
Nov 12	Buf	L	p	1	1	0	0.0	0.0	NA	NA	0	0	0	0	0	0	0	0	0
Nov 22	@ Hou	L	p	2	1	1	0.0	0.0	NA	NA	0	0	0	0	0	0	0	0	1
Nov 29	Mia	W	S	7	5	2	0.0	0.0	NA	NA	0	0	0	1	0	0	0	0	0
Dec 6	@ NYG	W	S	5	5	0	0.0	0.0	NA	NA	0	0	0	0	0	0	0	0	0
Dec 13	Ten	W	S	8	7	1	0.0	0.0	NA	NA	1	9	0	1	0	0	0	0	0
Dec 19	@ Dal	W	S	2	2	0	0.0	0.0	NA	NA	0	0	0	0	0	0	0	0	0
Dec 27	NE	W	p	2	2	0	0.0	0.0	NA	NA	0								

## BUSTER SKRINE'S GAME-BY-GAME CONT.

### 2019 Chicago Bears

Date	Opp	W/L	P/S	Tot	Solo	Asst	Sk	- Yds	QBP	TFL	Int	- Yds	-TD	PD	FF	FR	- Yds	SpT	
Sept 5	GB	L	p	1	1	0	0.0	0.0	NA	NA	0	0	0	1	0	0	0	0	
Sept 15	@ Den	W	p	4	2	2	0.0	0.0	NA	NA	0	0	0	0	0	0	0	0	
Sept 23	@ Was	W	p	7	5	2	0.0	0.0	NA	NA	0	0	0	0	0	0	0	0	
Sept 29	Min	W	p	4	4	0	0.0	0.0	NA	NA	0	0	0	0	0	0	0	0	
Oct 6	@ Oak	L	S	0	0	0	0.0	0.0	NA	NA	0	0	0	1	0	0	0	0	
Oct 20	NO	L	p	3	3	0	0.0	0.0	NA	NA	0	0	0	1	0	0	0	0	
Oct 27	LAC	L	S	1	1	0	0.0	0.0	NA	NA	0	0	0	0	0	0	0	0	
Nov 3	@ Phi	L	p	2	2	0	0.0	0.0	NA	NA	0	0	0	0	0	0	0	0	
Nov 10	Det	W	p	5	4	1	0.0	0.0	NA	NA	0	0	0	1	0	0	0	0	
Nov 17	@ LAR	L	p	2	2	0	0.0	0.0	NA	NA	0	0	0	2	0	0	0	0	
Nov 24	NYG	W	S	4	3	1	0.0	0.0	NA	NA	0	0	0	0	0	0	0	0	
Nov 28	@ Det	W	S	3	3	0	0.0	0.0	NA	NA	0	0	0	1	0	0	0	0	
Dec 5	Dal	W	p	3	2	1	0.0	0.0	NA	NA	0	0	0	0	0	0	0	0	
Dec 15	@ GB	L	p	2	2	0	0.0	0.0	NA	NA	0	0	0	0	0	0	0	0	
Dec 22	KC	L	p	2	2	0	0.0	0.0	NA	NA	0	0	0	0	0	0	0	1	
Dec 29	@ Min	W	p	4	3	1	0.0	0.0	NA	NA	0	0	0	0	0	0	0	0	
<b>Totals</b>				<b>4-11</b>	<b>15/14</b>	<b>61</b>	<b>50</b>	<b>11</b>	<b>0.0</b>	<b>0.0</b>	<b>NA</b>	<b>NA</b>	<b>5</b>	<b>84</b>	<b>0</b>	<b>16</b>	<b>0</b>	<b>0</b>	<b>0</b>

### 2020 Chicago Bears

Date	Opp	W/L	P/S	Tot	Solo	Asst	Sk	- Yds	QBP	TFL	Int	- Yds	-TD	PD	FF	FR	- Yds	SpT	
Sept 13	@ Det	W	p	4	3	1	0.0	0.0	NA	NA	0	0	0	2	0	0	0	0	
Sept 20	NYG	W	p	6	5	1	0.0	0.0	NA	NA	0	0	0	0	0	0	0	0	
Sept 27	@ Atl	W	p	6	5	1	0.0	0.0	NA	NA	0	0	0	0	0	0	0	0	
Oct 4	Ind	L	p	2	2	0	0.0	0.0	NA	NA	0	0	0	0	0	0	0	0	
Oct 8	TB	W	S	3	3	0	0.0	0.0	NA	NA	0	0	0	0	0	0	0	0	
Oct 18	@ Car	W	S	5	4	1	0.0	0.0	NA	NA	0	0	0	0	0	0	0	0	
Oct 26	@ LAR	L	p	7	5	2	0.0	0.0	NA	NA	0	0	0	0	0	0	0	0	
Nov 1	NO	L	p	5	4	1	0.0	0.0	NA	NA	0	0	0	1	0	0	0	0	
Nov 8	@ Ten	L	p	6	4	2	0.0	0.0	NA	NA	0	0	0	0	0	0	0	0	
Nov 16	Min	L	p	3	2	1	0.0	0.0	NA	NA	0	0	0	0	0	0	0	0	
Nov 29	@ GB	L	S	13	10	3	0.0	0.0	NA	NA	0	0	0	1	0	0	0	0	
Dec 6	Det	L	p	6	5	1	0.0	0.0	NA	NA	0	0	0	0	0	0	0	0	
Dec 13	Hou	W	IA																
Dec 20	@ Min	W	IA																
Dec 27	@ Jax	W	IA																
Jan 3	GB	L	IA																
<b>Totals</b>				<b>8-8</b>	<b>12/3</b>	<b>66</b>	<b>52</b>	<b>14</b>	<b>0.0</b>	<b>0.0</b>	<b>NA</b>	<b>NA</b>	<b>0</b>	<b>0</b>	<b>0</b>	<b>3</b>	<b>1</b>	<b>0</b>	<b>0</b>

### 2021 San Francisco 49ers

Date	Opp	W/L	P/S	Tot	Solo	Asst	Sk	- Yds	QBP	TFL	Int	- Yds	-TD	PD	FF	FR	- Yds	SpT	
Oct 3	Sea	L	p	0	0	0	0.0	0.0	NA	NA	0	0	0	0	0	0	0	0	
<b>Totals</b>				<b>0-1</b>	<b>0/1</b>	<b>0</b>	<b>0</b>	<b>0</b>	<b>0.0</b>	<b>0.0</b>	<b>NA</b>	<b>NA</b>	<b>0</b>	<b>0</b>	<b>0</b>	<b>0</b>	<b>0</b>	<b>0</b>	<b>0</b>

### 2021 Tennessee Titans

Date	Opp	W/L	P/S	Tot	Solo	Asst	Sk	- Yds	QBP	TFL	Int	- Yds	-TD	PD	FF	FR	- Yds	SpT	
Nov 28	@ NE	L	p	2	2	0	0.0	0.0	0	0	0	0	0	0	0	0	0	0	
Dec 12	Jax	W	S	4	3	1	0.0	0.0	0	0	1	17	0	2	0	0	0	0	
Dec 19	@ Pit	L	S	3	2	1	0.0	0.0	0	0	0	0	0	1	0	0	0	0	
Dec 23	SF	W	S	7	3	4	0.0	0.0	0	0	0	0	0	0	0	0	0	0	
Jan 2	Mia	W	p	1	1	0	0.0	0.0	0	0	0	0	0	0	0	0	0	0	
Jan 9	@ Hou	W	p	0	0	0	0.0	0.0	0	0	0	0	0	0	0	0	0	0	
<b>Totals</b>				<b>4-2</b>	<b>6/3</b>	<b>17</b>	<b>11</b>	<b>6</b>	<b>0.0</b>	<b>0.0</b>	<b>0</b>	<b>0</b>	<b>1</b>	<b>17</b>	<b>0</b>	<b>3</b>	<b>0</b>	<b>0</b>	<b>0</b>
<b>Playoffs</b>																			
Jan 22	Cin	L	p	1	1	0	0.0	0.0	0	0	0	0	0	0	0	0	0	0	0
<b>Totals</b>				<b>0-1</b>	<b>1/0</b>	<b>1</b>	<b>1</b>	<b>0</b>	<b>0.0</b>	<b>0.0</b>	<b>0</b>	<b>0</b>	<b>0</b>	<b>0</b>	<b>0</b>	<b>0</b>	<b>0</b>	<b>0</b>	<b>0</b>

## BUSTER SKRINE'S NFL STATISTICS

### REGULAR SEASON

Year	Team	GP	GS	TACKLES						INTERCEPTIONS					FUMBLES				
				Tot	Solo	Asst	Sk	Yds	QBP	TFL	No	Yds	Lg	TD	PD	FF	FR	Yds	SpT
2011	Cleveland	16	0	9	7	2	0.0	0.0	0	0	1	5	5	0	1	0	0	0	9
2012	Cleveland	16	6	73	65	8	0.0	0.0	1	3	0	0	0	0	10	0	1	0	12
2013	Cleveland	16	15	63	54	9	1.0	1.0	1	2	1	5	5	0	17	0	0	0	2
2014	Cleveland	16	16	66	55	11	0.0	0.0	0	0	4	34	30	0	18	0	0	0	1
2015	N.Y. Jets	16	8	54	44	10	0.0	0.0	2	2	1	9	9	0	7	0	0	0	2
2016	N.Y. Jets	14	14	47	39	8	1.0	14.0	1	1	1	51	51	0	6	0	0	0	0
2017	N.Y. Jets	15	15	63	56	7	1.0	12.0	2	2	1	0	0	0	9	2	2	8	0
2018	N.Y. Jets	14	11	57	51	6	0.5	4.5	2	4	0	0	0	0	8	1	1	0	1
2019	Chicago	16	4	47	39	8	0.0	0.0	2	1	0	0	0	0	5	2	0	0	1
2020	Chicago	12	3	66	52	14	0.0	0.0	2	1	0	0	0	0	3	1	0	0	0
2021	SF/TEN	7	3	17	11	6	0.0	0.0	0	0	1	17	17	0	3	0	0	0	0
<b>NFL Totals</b>		<b>158</b>	<b>95</b>	<b>562</b>	<b>473</b>	<b>89</b>	<b>3.5</b>	<b>31.5</b>	<b>11</b>	<b>16</b>	<b>10</b>	<b>121</b>	<b>51</b>	<b>0</b>	<b>88</b>	<b>6</b>	<b>4</b>	<b>8</b>	<b>28</b>

### PLAYOFFS

Year	Team	GP	GS	TACKLES						INTERCEPTIONS					FUMBLES				
				Tot	Solo	Asst	Sk	Yds	QBP	TFL	No	Yds	Lg	TD	PD	FF	FR	Yds	SpT
2021	Tennessee	1	0	1	1	0	0.0	0.0	0	0	0	0	0	0	0	0	0	0	0
<b>NFL Totals</b>		<b>1</b>	<b>0</b>	<b>1</b>	<b>1</b>	<b>0</b>	<b>0.0</b>	<b>0.0</b>	<b>0</b>	<b>0</b>	<b>0</b>	<b>0</b>	<b>0</b>	<b>0</b>	<b>0</b>	<b>0</b>	<b>0</b>	<b>0</b>	<b>0</b>

### Single-Game Highs

- Tackles - 13 at Green Bay (11/29/20)
- Interceptions - 2 at Cincinnati (11/6/14)
- Interception Long - 51 vs. Baltimore (10/23/16)
- Pass Defensed - 4 vs. Pittsburgh (10/12/14)
- Sacks - 1 (Three times, last vs. Miami 9/24/17)
- Forced Fumbles - 2 at Los Angeles Rams (11/17/19)
- Fumble Recoveries - 1 (Four times, last at Jacksonville 9/30/18)


### Playoff Single-Game Highs

- Tackles - 1 vs. Cincinnati (1/22/22)



# 97 KEVIN STRONG

**DEFENSIVE END • 6'4" • 295 LBS • COLLEGE: TEXAS-SAN ANTONIO**  
**ACQUIRED: FREE AGENT - 2021 • NFL EXPERIENCE (NFL/TITANS): 4/2**  
**HOMETOWN: CLEVELAND, TEXAS**  
**GAMES PLAYED/GAMES STARTED: 20/1 (PLAYOFFS: 1/0)**



**PRO:** The Titans signed free agent Kevin Strong to the practice squad on Nov. 23, 2021, and he appeared in five games and totaled three tackles in his first season as a Titan. The 6-foot-4-inch, 295-pounder also appeared in the team's postseason contest. Prior to arriving in Tennessee, Strong saw action in 15 regular season games over three years with the Detroit Lions (2019-21), and totaled 23 tackles, one sack, one tackle for loss and one pass defended. The Cleveland, Texas, native originally signed with the Lions as an undrafted rookie free agent in 2019.

#### CAREER HIGHLIGHTS:

- Strong recorded multi-tackle games in all of his six appearances during the 2020 season.

#### TITANS TIDBITS:

- In high school, Strong was a multi-sport athlete who thrived in football, basketball and track and field. Strong earned first-team all-district honors as a basketball player and was a regional qualifier in track & field participating in the shot put.

#### CAREER TRANSACTIONS:

- The Cleveland, Texas, native originally signed with the Detroit Lions as an undrafted rookie free agent on March 10, 2019.
- Waived by the Lions on Sept. 5, 2020 and signed to the team's practice squad a day later.
- Signed to the Lions active roster from their practice squad on Sept. 19, 2020.
- Signed to the Lions practice squad on Sept. 21, 2020.
- Waived by the Lions on Nov. 11, 2020.
- Signed to the Lions practice squad on Dec. 1, 2020.
- Signed to the Lions active roster from their practice squad on Dec. 2, 2020.
- Waived by the Lions on Nov. 20, 2021.
- Signed by the Titans to their practice squad on Nov. 23, 2021.
- Activated from the practice squad to the active roster standard elevation on Nov. 27, 2021.
- Activated from the practice squad to the active roster standard elevation on Dec. 11, 2021.
- Activated from the practice squad to the active roster COVID-19 replacement on Dec. 18, 2021.
- Activated from the practice squad to the active roster COVID-19 replacement on Dec. 23, 2021.
- Signed by the Titans to their active roster from the practice squad on Jan. 8, 2022.

#### SEASON RECAPS:

**2021 (1/0 - Detroit; 5/0, 1/0 - Tennessee):** Saw action in five games with the Titans and collected three tackles after being signed as a free agent on Nov. 23. Spent one game on the Titans' practice squad. Played as a reserve in the postseason contest. Appeared in one game for the Lions and posted three tackles against San Francisco (9/12). Was inactive for one contest with Detroit before being placed on injured reserve on Sept. 25. Missed six games before being activated from injured reserve designated to return on Nov. 2. Was inactive for an additional game before being released by the Lions on Nov. 20.

- At New England (11/28), made his Titans debut as a reserve on the defensive front.
- At Pittsburgh (12/19), played as a reserve at defensive end and notched two tackles. Combined with Rashaan Evans to stuff Najee Harris for no gain on a rush off left tackle in the third quarter.

- At Houston (1/9), played as a reserve on the defensive front and compiled a tackle.
- Against Cincinnati (1/22), made his postseason debut as a reserve on the defensive front and on special teams.

**2020 (6/1 - Detroit):** Saw action in six games with one start and totaled 15 tackles and one sack.

- At Green Bay (9/20), set a career high with four tackles.
- At Tennessee (12/20), made his first career NFL start and posted two tackles.
- Against Minnesota (1/3), recorded three tackles and picked up his first NFL sack.

**2019 (8/0 Detroit):** Appeared in eight contests recording five tackles and one pass defended in his rookie campaign.

- Against the Los Angeles Chargers (9/8), collected his first career tackle.
- At Philadelphia (9/22), tallied a tackle and a pass defended.
- Against Minnesota (10/20), recorded his first multi-tackle game when he posted two tackles.

#### COLLEGE:

- Played in 47 career games with 40 starts at the University of Texas - San Antonio and totaled 106 tackles, 26.5 tackles for loss, 7.5 sacks, two forced fumbles and two blocked field goals. Owns the UTSA record with two career blocked kicks and ranks second all-time with 26.5 career tackles for loss.
- As a senior (2018), started all 12 games and tallied 24 tackles, 6.5 tackles for loss, a sack and a safety. Was named honorable mention All-Conference USA by the league's head coaches.
- As a junior (2017), started all 11 games and registered 27 tackles, seven tackles for loss, three sacks and four quarterback hurries. Garnered second-team All-Conference USA accolades.
- As a sophomore (2016), saw action in 12 games with 10 starts and posted 24 tackles, 6.5 tackles for loss, a sack, two forced fumbles and a fumble recovery. He also blocked a field goal at Louisiana Tech (11/12) and an extra point at New Mexico in the Gildan New Mexico Bowl (12/17).
- As a redshirt freshman (2015), played in all 12 games with seven starts and recorded 31 tackles, 6.5 tackles for loss, 2.5 sacks and a pair of pass breakups.
- Earned a degree in multidisciplinary studies from UTSA.

#### PERSONAL:

- Attended and played at Cleveland (Texas) High School where he was named a unanimous first-team All-District 22-3A honoree as a senior after racking up 51 tackles, 13 tackles for loss and seven sacks.
- Son of Tanisha and Kevin Strong.
- Has a son, Cannon Noah Strong.
- Follow Strong on Instagram @young\_grinda54\_
- Born Kevin Strong on Aug. 5, 1996 in Houston, Texas.

## KEVIN STRONG'S TITANS GAME-BY-GAME

2021 Tennessee Titans																		
Date	Opp	W/L	P/S	Tot	Solo	Asst	Sk	- Yds	QBP	TFL	Int	- Yds	-TD	PD	FF	FR	- Yds	SpT
Nov 28	@ NE	L	p	0	0	0	0.0	0.0	0	0	0	0	0	0	0	0	0	0
Dec 12	Jax	W	p	0	0	0	0.0	0.0	0	0	0	0	0	0	0	0	0	0
Dec 19	@ Pit	L	p	2	1	1	0.0	0.0	0	0	0	0	0	0	0	0	0	0
Dec 23	SF	W	p	0	0	0	0.0	0.0	0	0	0	0	0	0	0	0	0	0
Jan 2	Mia	W	PS															
Jan 9	@ Hou	W	p	1	0	1	0.0	0.0	0	0	0	0	0	0	0	0	0	0
<b>Totals</b>	<b>4-2</b>	<b>5/0</b>		<b>3</b>	<b>1</b>	<b>2</b>	<b>0.0</b>	<b>0.0</b>	<b>0</b>	<b>0</b>	<b>0</b>	<b>0</b>	<b>0</b>	<b>0</b>	<b>0</b>	<b>0</b>	<b>0</b>	<b>0</b>
<b>Playoffs</b>																		
Jan 22	Cin	L	p	0	0	0	0.0	0.0	0	0	0	0	0	0	0	0	0	0
<b>Totals</b>	<b>0-1</b>	<b>1/0</b>		<b>0</b>	<b>0</b>	<b>0</b>	<b>0.0</b>	<b>0.0</b>	<b>0</b>	<b>0</b>	<b>0</b>	<b>0</b>	<b>0</b>	<b>0</b>	<b>0</b>	<b>0</b>	<b>0</b>	<b>0</b>

## KEVIN STRONG'S NFL STATISTICS

REGULAR SEASON				TACKLES							INTERCEPTIONS					FUMBLES			
Year	Team	GP	GS	Tot	Solo	Asst	Sk	Yds	QBP	TFL	No	Yds	Lg	TD	PD	FF	FR	Yds	SpT
2019	Detroit	8	0	5	3	2	0.0	0.0	0	0	0	0	0	0	1	0	0	0	0
2020	Detroit	6	1	15	10	5	1.0	9.0	2	1	0	0	0	0	0	0	0	0	0
2021	DET/TEN	6	0	6	4	2	0.0	0.0	0	0	0	0	0	0	0	0	0	0	0
<b>NFL Totals</b>		<b>20</b>	<b>1</b>	<b>26</b>	<b>17</b>	<b>9</b>	<b>1.0</b>	<b>9.0</b>	<b>2</b>	<b>1</b>	<b>0</b>	<b>0</b>	<b>0</b>	<b>0</b>	<b>1</b>	<b>0</b>	<b>0</b>	<b>0</b>	<b>0</b>
<b>PLAYOFFS</b>				<b>TACKLES</b>							<b>INTERCEPTIONS</b>					<b>FUMBLES</b>			
Year	Team	GP	GS	Tot	Solo	Asst	Sk	Yds	QBP	TFL	No	Yds	Lg	TD	PD	FF	FR	Yds	SpT
2021	Tennessee	1	0	0	0	0	0.0	0.0	0	0	0	0	0	0	0	0	0	0	0
<b>NFL Totals</b>		<b>1</b>	<b>0</b>	<b>0</b>	<b>0</b>	<b>0</b>	<b>0.0</b>	<b>0.0</b>	<b>0</b>	<b>0</b>	<b>0</b>	<b>0</b>	<b>0</b>	<b>0</b>	<b>0</b>	<b>0</b>	<b>0</b>	<b>0</b>	<b>0</b>

### Single-Game Highs


Tackles - 4 at Green Bay (9/20/20)

Sacks - 1 vs. Minnesota (1/3/21)

Pass Defensed - 1 at Philadelphia (9/22/19)

Tackles For Loss - 1 vs. Minnesota Vikings (1/3/21)





# 87 GEOFF SWAIM

**TIGHT END • 6'4" • 260 LBS • COLLEGE: TEXAS**

**ACQUIRED: FREE AGENT - 2020 • NFL EXPERIENCE (NFL/TITANS): 8/3**

**HOMETOWN: CHICO, CALIF.**

**GAMES PLAYED/GAMES STARTED: 69/44 (PLAYOFFS: 2/2)**



**PRO:** The Titans signed Geoff Swaim as a free agent during the 2020 training camp to add competition and experience to the tight end room. The 6-foot-4-inch, 260-pounder is known for his toughness and physicality at the line of scrimmage. In his first two seasons with the Titans (2020-21), Swaim caught 40 passes for 293 yards and four touchdowns, including a career-best 31 receptions and three scores in 2021. He was originally drafted by the Dallas Cowboys in the seventh round (246th overall) of the 2015 NFL Draft. Swaim appeared in 37 games with 18 starts and caught 35 passes for 336 yards and one touchdown in his four seasons with the Cowboys. The Chico, Calif., native spent the 2019 season with the Jacksonville Jaguars and totaled 13 catches for 65 yards before being placed on injured reserve.

#### CAREER HIGHLIGHTS:

- In 2021, Swaim established career-high marks in games played (16), games started (16), receptions (31), and receiving touchdowns (3). His 210 receiving yards ranked second in his career. His receptions and receiving yards ranked fourth on the team, while his receiving touchdowns tied for third.
- In 2020, Swaim saw action in 10 games with eight starts for the Titans and hauled in nine receptions for 83 yards with a score. He also helped open holes for Derrick Henry to become the eighth player in NFL history to eclipse 2,000 rushing yards in a season.

#### TITANS TIDBITS:

- Swaim's brother, Mycal, played safety at Eastern Michigan. Mycal signed as a rookie free agent with the Tampa Bay Buccaneers following the 2014 NFL Draft.

#### CAREER TRANSACTIONS:

- The Chico, Calif., native was selected by the Dallas Cowboys in the seventh round (246th overall) of the 2015 NFL Draft.
- Signed by the Jacksonville Jaguars as a free agent on May 15, 2019.
- Released by the Jaguars on March 17, 2020.
- Signed by the Titans as a free agent on Aug. 19, 2020.

#### SEASON RECAPS:

**2021 (16/16, 1/1 - Tennessee):** Started 16 games at tight end and tied for fourth on the team with 31 receptions for 210 receiving yards. Tied for third on the squad with a career-high three receiving touchdowns. Was inactive for one game. Started the postseason contest. Led the team in receiving yards once in 2021 (vs. JAX). Tied for the team lead in receptions once in 2021 (vs. MIA).

- At Seattle (9/19), started at tight end and hauled in two receptions for 10 yards.
- Against Indianapolis (9/26), started at tight end and caught three passes for 27 yards. Snared a 26-yard reception in the second quarter.
- At Indianapolis (10/31), started at tight end and snared four receptions for 23 yards with a touchdown. Cut the Colts' lead to 14-7 with a six-yard touchdown grab on third-and-three in the second stanza.
- At L.A. Rams (11/7), started at tight end and grabbed four receptions for 29 yards with a touchdown. Gave the Titans a 7-3 lead with a two-yard touchdown catch early in the second quarter.
- Against New Orleans (11/14), started at tight end and snared four passes for 26 yards. Extended the Titans' final scoring drive by converting a critical third-and-one with a two-yard catch early in the fourth quarter.
- Against Jacksonville (12/12), started at tight end and led the team with 45 receiving yards on three catches. Helped set up the Titans' final touchdown with a 24-yard reception on a screen in the third quarter.

- Against San Francisco (12/23), started at tight end and caught three passes for 10 yards, including two catches for 10 yards on the game-winning drive in the fourth quarter.
- Against Miami (1/2), started at tight end and tied for the team lead with three receptions for nine yards with a touchdown. Gave the Titans a 7-0 lead with a one-yard touchdown catch late in the first quarter. Extended the Titans' second touchdown drive with a five-yard reception on third-and-one in the second quarter.
- Against Cincinnati (1/22), started at tight end in the divisional playoff contest.

**2020 (10/8, 1/1 - Tennessee):** Played in 10 games with eight starts at tight end in his first season with the Titans and caught nine passes for 83 yards with a touchdown. Was inactive for six games. Started the postseason contest at tight end and snared one reception for five yards. Tied the team lead in special teams tackles once in 2020 (vs. HOU).

- Against Buffalo (10/13), started at tight end in his Titans debut and helped open holes for Titans' rushers to gain 139 yards on the ground.
- Against Houston (10/18), saw significant action as a reserve at tight end and caught two passes for 10 yards. Posted a special teams tackle on coverage units.
- At Baltimore (11/22), started at tight end and hauled in one reception for nine yards.
- At Indianapolis (11/29), started at tight end and caught three passes for 30 yards. Helped block for Titans' rushers to gain 229 yards on 45 carries. Extended the Titans' opening touchdown drive with an eight-yard catch to the Colts' 12-yard line on third-and-one in the first quarter.
- At Jacksonville (12/13), started at tight end and caught three passes for 34 yards with a touchdown. Helped open holes for Titans' rushers to gain 249 yards on the ground, including a 215-yard performance by Derrick Henry. Got open in the end zone for a five-yard touchdown catch and a 24-3 advantage early in the third quarter. Set up the Titans final touchdown with a 16-yard catch down to the Jaguars' one-yard line in the third stanza.
- At Houston (1/3), started at tight end and blocked for Derrick Henry to gain a franchise-record 250 rushing yards in the Titans' division-clinching victory and in the process become the eighth player in NFL history to eclipse 2,000 rushing yards in a season.
- Against Baltimore (1/10), started at tight end and caught one pass for five yards in his postseason debut.

**2019 (6/2 - Jacksonville):** Saw action in six games with two starts and caught 13 passes for 65 yards before being placed on injured reserve on Oct. 22, 2019.

- Against Kansas City (9/8), made four receptions for 17 yards.

**2018 (9/9 - Dallas):** Started nine games and tallied career-highs with 26 catches for 242 yards and one touchdown. Placed on injured reserve on Dec. 22, 2018.

- At Seattle (9/23), made a career-high five receptions for 47 yards.
- Against Detroit (9/30), caught three passes for 39 yards and his first career touchdown.
- At Houston (10/7), totaled a career-high 55 receiving yards on three catches, including a career-long 43-yard reception.

**2017 (15/2 - Dallas):** Played in 15 games and made two starts. Caught two passes for 25 yards.

**2016 (9/6 - Dallas):** Saw action in nine games with six starts and made six catches for 69 yards. Placed on injured reserve on Nov. 16, 2016.

- Against N.Y. Giants (9/11), caught one pass for 21 yards.
- At Washington (9/18), made two catches for 29 yards.

**2015 (4/0 - Dallas):** Appeared in four games and totaled one reception for no gain.

**COLLEGE:**

- In two seasons at Texas (2013-14), Swaim played in 26 games with 22 starts and totaled 13 catches for 84 yards and one touchdown. Transferred to Texas from Butte College (Calif.) where he played two seasons.
- As a senior (2014), started all 13 games for the Longhorns and totaled 10 receptions for 60 yards and one touchdown.
- As a junior (2013), played in all 13 games with nine starts at Texas and posted three catches for 14 yards. Earned honorable mention All-Big 12 recognition by the league's coaches.
- Transferred to Texas from Butte College (Calif.) where he helped Butte to back-to-back bowl wins and the 2012 Nor Cal Conference Championship.
- Majored in corporate communications at Texas.

**PERSONAL:**

- Attended Pleasant Valley (Calif.) High School where he earned an all-city selection and all-league honors at linebacker after totaling 124 tackles, six sacks and one interception as a senior.
- Also played basketball.
- Son of Casey and Kathy Swaim.
- Has three siblings.
- Born Geoff Swaim on Sept. 16, 1993 in Chico, Calif.

## GEOFF SWAIM'S GAME-BY-GAME

2015 Dallas Cowboys				RECEIVING				
Date	Opp.	W/L	P/S	No	Yds	Avg	Lg	TD
Sept 13	NYG	W	IA					
Sept 20	@ Phi	W	p	1	0	0.0	0	0
Sept 27	Atl	L	IA					
Oct 4	@ NO	L	IA					
Oct 11	NE	L	S	0	0	-	0	0
Oct 25	@ NYG	L	IA					
Nov 1	Sea	L	IA					
Nov 8	Phi	L	IA					
Nov 15	@ TB	L	IA					
Nov 22	@ Mia	W	IA					
Nov 26	Car	L	IA					
Dec 7	@ Was	W	IA					
Dec 13	@ GB	L	IA					
Dec 19	NYJ	L	IA					
Dec 27	@ Buf	L	p	0	0	-	0	0
Jan 1	Was	L	p	0	0	-	0	0
<b>Totals</b>	<b>4-12</b>	<b>4/1</b>		<b>1</b>	<b>0</b>	<b>-</b>	<b>0</b>	<b>0</b>

2016 Dallas Cowboys				RECEIVING				
Date	Opp.	W/L	P/S	No	Yds	Avg	Lg	TD
Sept 11	NYG	L	S	1	21	21.0	21	0
Sept 18	@ Was	W	p	2	29	14.5	28	0
Sept 25	Chi	W	S	0	0	-	0	0
Oct 2	@ SF	W	p	0	0	-	0	0
Oct 9	Cin	W	S	0	0	-	0	0
Oct 16	@ GB	W	S	0	0	-	0	0
Oct 30	Phi	W	p	1	8	8.0	8	0
Nov 6	@ Cle	W	S	2	11	5.5	8	0
Nov 13	@ Pit	W	S	0	0	-	0	0
Placed on injured reserve on Nov. 16, 2016.								
<b>Totals</b>	<b>8-1</b>	<b>9/6</b>		<b>6</b>	<b>69</b>	<b>11.5</b>	<b>28</b>	<b>0</b>

2017 Dallas Cowboys				RECEIVING				
Date	Opp.	W/L	P/S	No	Yds	Avg	Lg	TD
Sept 10	NYG	W	p	0	0	-	0	0
Sept 17	@ Den	L	p	0	0	-	0	0
Sept 25	@ Ari	W	p	0	0	-	0	0
Oct 1	LAR	L	p	0	0	-	0	0
Oct 8	GB	L	p	0	0	-	0	0
Oct 22	@ SF	W	p	1	7	7.0	7	0
Oct 29	@ Was	W	p	1	18	18.0	18	0
Nov 5	KC	W	p	0	0	-	0	0
Nov 12	@ Atl	L	IA					
Nov 19	Phi	L	p	0	0	-	0	0
Nov 23	LAC	L	p	0	0	-	0	0
Nov 30	Was	W	p	0	0	-	0	0
Dec 10	@ NYG	W	p	0	0	-	0	0
Dec 17	@ Oak	W	S	0	0	-	0	0
Dec 24	Sea	L	p	0	0	-	0	0
Dec 31	@ Phi	W	S	0	0	-	0	0
<b>Totals</b>	<b>9-7</b>	<b>15/2</b>		<b>2</b>	<b>25</b>	<b>12.5</b>	<b>18</b>	<b>0</b>

2018 Dallas Cowboys				RECEIVING				
Date	Opp.	W/L	P/S	No	Yds	Avg	Lg	TD
Sept 9	@ Car	L		3	18	6.0	11	0
Sept 16	NYG	W		0	0	-	-	0
Sept 23	@ Sea	L		5	47	9.4	20	0
Sept 30	Det	W		3	39	13.0	31	1
Oct 7	@ Hou	L		3	55	18.3	43	0
Oct 14	Jax	W		2	21	10.5	1	0
Oct 21	@ Was	L		3	25	8.3	17	0
Nov 5	Ten	L	IA					
Nov 11	@ Phi	W		3	13	4.3	7	0
Nov 18	@ Atl	W		4	24	6.0	12	0
Placed on injured reserve on Dec. 22, 2016								
<b>Totals</b>	<b>5-5</b>	<b>15/2</b>		<b>26</b>	<b>242</b>	<b>9.3</b>	<b>43</b>	<b>1</b>

2019 Jacksonville Jaguars				RECEIVING				
Date	Opp.	W/L	P/S	No	Yds	Avg	Lg	TD
Sept 8	KC	L	p	4	17	4.3	5	0
Sept 15	@ Hou	L	p	3	14	4.7	9	0
Sept 19	Ten	W	p	1	8	8.0	8	0
Sept 29	@ Den	W	S	3	17	5.7	9	0
Oct 6	@ Car	L	p	1	4	4.0	4	0
Oct 13	NO	L	S	1	5	5.0	5	0
Oct 20	@ Cin	W	IA					
Placed on injured reserve on Oct. 22, 2019.								
<b>Totals</b>	<b>3-4</b>	<b>6/2</b>		<b>13</b>	<b>65</b>	<b>5.0</b>	<b>9</b>	<b>0</b>

2020 Tennessee Titans				RECEIVING				
Date	Opp.	W/L	P/S	No	Yds	Avg	Lg	TD
Sept 14	@ Den	W	IA					
Sept 20	Jax	W	IA					
Sept 27	@ Min	W	IA					
Oct 13	Buf	W	S	0	0	-	0	0
Oct 18	Hou	W	p	2	10	5.0	8	0
Oct 25	Pit	L	p	0	0	-	0	0
Nov 1	@ Cin	L	IA					
Nov 8	Chi	W	IA					
Nov 12	Ind	L	S	0	0	-	0	0
Nov 22	@ Bal	W	S	1	9	9.0	9	0
Nov 29	@ Ind	W	S	3	30	10.0	12	0
Dec 6	Cle	L	S	0	0	-	0	0
Dec 13	@ Jax	W	S	3	34	11.3	16	1
Dec 20	Det	W	IA					
Dec 27	@ GB	L	S	0	0	-	0	0
Jan 3	@ Hou	W	S	0	0	-	0	0
<b>Totals</b>	<b>11-5</b>	<b>10/8</b>		<b>9</b>	<b>83</b>	<b>9.2</b>	<b>16</b>	<b>1</b>
<b>Playoffs</b>								
Jan 10	Bal	L	S	1	5	5.0	5	0
<b>Totals</b>	<b>0-1</b>	<b>1/1</b>		<b>1</b>	<b>5</b>	<b>5.0</b>	<b>5</b>	<b>0</b>

2021 Tennessee Titans				RECEIVING				
Date	Opp.	W/L	P/S	No	Yds	Avg	Lg	TD
Sept 12	Ari	L	S	0	0	-	0	0
Sept 19	@ Sea	W	S	2	10	5.0	5	0
Sept 26	Ind	W	S	3	27	9.0	26	0
Oct 3	@ NYJ	L	S	0	0	-	0	0
Oct 10	@ Jax	W	S	0	0	-	0	0
Oct 18	Buf	W	S	1	8	8.0	8	0
Oct 24	KC	W	S	1	8	8.0	8	0
Oct 31	@ Ind	W	S	4	23	5.8	7	1
Nov 7	@ LAR	W	S	4	29	7.3	11	1
Nov 14	NO	W	S	4	26	6.5	16	0
Nov 21	Hou	L	IA					
Nov 28	@ NE	L	S	1	8	8.0	8	0
Dec 12	Jax	W	S	3	45	15.0	24	0
Dec 19	@ Pit	L	S	1	5	5.0	5	0
Dec 23	SF	W	S	3	10	3.3	6	0
Jan 2	Mia	W	S	3	9	3.0	5	1
Jan 9	@ Hou	W	S	1	2	2.0	2	0
<b>Totals</b>	<b>12-5</b>	<b>16/16</b>		<b>31</b>	<b>210</b>	<b>6.8</b>	<b>26</b>	<b>3</b>
<b>Playoffs</b>								
Jan 22	Cin	L	S	0	0	-	0	0
<b>Totals</b>	<b>0-1</b>	<b>1/1</b>		<b>0</b>	<b>0</b>	<b>-</b>	<b>0</b>	<b>0</b>

## GEOFF SWAIM'S NFL STATISTICS

### REGULAR SEASON

Year	Team	REGULAR SEASON		RECEIVING					RUSHING				
		GP	GS	No	Yds	Avg	Lg	TD	Att	Yds	Avg	Lg	TD
2015	Dallas	4	1	1	0	0.0	0	0	0	0	-	0	0
2016	Dallas	9	6	6	69	11.5	28	0	0	0	-	0	0
2017	Dallas	15	2	2	25	12.5	18	0	0	0	-	0	0
2018	Dallas	9	9	26	242	9.3	43	1	0	0	-	0	0
2019	Jacksonville	6	2	13	65	5.0	9	0	0	0	-	0	0
2020	Tennessee	10	8	9	83	9.2	16	1	0	0	-	0	0
2021	Tennessee	16	16	31	210	6.8	26	3	0	0	-	0	0
<b>NFL Totals</b>		<b>69</b>	<b>44</b>	<b>88</b>	<b>694</b>	<b>7.9</b>	<b>43</b>	<b>5</b>	<b>0</b>	<b>0</b>	<b>-</b>	<b>0</b>	<b>0</b>

### PLAYOFFS

Year	Team	PLAYOFFS		RECEIVING					RUSHING				
		GP	GS	No	Yds	Avg	Lg	TD	Att	Yds	Avg	Lg	TD
2020	Tennessee	1	1	1	5	5.0	5	0	0	0	-	0	0
2021	Tennessee	1	1	0	0	-	0	0	0	0	-	0	0
<b>NFL Totals</b>		<b>2</b>	<b>2</b>	<b>1</b>	<b>5</b>	<b>5.0</b>	<b>5</b>	<b>0</b>	<b>0</b>	<b>0</b>	<b>-</b>	<b>0</b>	<b>0</b>

#### Single-Game Highs

Receptions - 5 at Seattle (9/23/18)  
 Receiving Yards - 55 at Houston (10/7/18)  
 Long Reception - 43 at Houston (10/7/18)  
 Touchdowns - 1 (Five times, last vs. Miami 1/2/22)

#### Playoff Single-Game Highs

Receptions - 1 vs. Baltimore (1/10/21)  
 Receiving Yards - 5 vs. Baltimore (1/10/21)  
 Long Reception - 5 vs. Baltimore (1/10/21)

#### Additional Statistics

Special Teams Tackles - 1 (2020)  
 Misc Tackles - 2 (2021)





# 17 RYAN TANNEHILL

**QUARTERBACK • 6'4" • 217 LBS • COLLEGE: TEXAS A&M**

**ACQUIRED: TRADE (MIA) - 2019**

**NFL EXPERIENCE (NFL/TITANS): 11/4 • HOMETOWN: BIG SPRING, TEXAS**

**GAMES PLAYED/GAMES STARTED: 133/131 (PLAYOFFS: 5/5)**



**Pro Bowl: 2019**



**Captain: 2020, 2021**

**PRO:** The Titans traded for Ryan Tannehill in the 2019 offseason, bringing an experienced, veteran leader to the team. He took control as the team's starting quarterback by midseason and subsequently led the Titans to the playoffs and an AFC championship game appearance. In the process, he set single-season franchise records and led the NFL with a 117.5 passer rating and a passing average of 9.6 yards per attempt. His play led to his first career Pro Bowl appearance. He was rewarded with a multi-year contract extension in March 2020. Tannehill excelled again in his second season with the club, registering a career-best 33 touchdown passes while leading the Titans to a second consecutive postseason appearance. In 2021, he passed for 3,734 yards while leading the club to the best record in the AFC and a third straight playoff berth. Tannehill spent his first seven seasons as a member of the Miami Dolphins after being selected in the first round of the 2012 NFL Draft. He started 88 games over six seasons in South Florida and accumulated 20,434 passing yards and 123 touchdown passes. The Texas A&M product has also shown mobility as a signal caller, having rushed for 1,931 career yards and 24 touchdowns through 2021.

## CAREER HIGHLIGHTS:

- In 2021, Tannehill notched 3,734 passing yards, 21 passing touchdowns and seven rushing scores while leading the Titans to their second consecutive AFC South division title.
- In 2020, Tannehill finished fifth in the NFL with a career-high 33 touchdown tosses. He passed for 3,819 yards and rushed for 266 yards with a career-high seven rushing touchdowns. In the process, he set a franchise record with 40 combined touchdowns in a season.
- In his first season in Tennessee, Tannehill led the Titans to a 9-4 combined record as a starter in the regular season and playoffs and won the NFL Comeback Player of the Year Award. He earned his first Pro Bowl invitation after leading the NFL in passer rating (117.5) and passing average (9.6 yards per attempt) and ranking third in completion percentage (70.3). He set club records in all three categories.
- He was named AFC Offensive Player of the Month for December 2019 after completing 90 of 132 passes for 1,322 yards with 12 touchdowns and two interceptions. His passer rating for the calendar month was 124.6, which led the AFC.
- Tannehill made his first career playoff appearance at the conclusion of the 2019 campaign and helped lead the Titans to a wild card win at New England and a divisional round victory at Baltimore.
- During his seven seasons (2012-18) in Miami, Tannehill passed for at least 3,000 yards four times and more than 4,000 yards twice. He totaled 16 career 300-yard passing games, which is the second-most in Dolphins history.
- Tannehill engineered 17 career fourth-quarter comebacks during the first eight seasons of his career.
- In 2015, Tannehill posted 4,208 passing yards with 24 touchdowns and set a then-NFL record with 25 consecutive completions. His 4,208 passing yards was the fifth-highest single-season total in Dolphins history and most by a Dolphins quarterback other than Dan Marino.
- In 2014, Tannehill passed for 4,045 yards with 27 touchdowns for a 92.8 passer rating. He registered a career-best 311 rushing yards with a touchdown. His 392 completions were the most in Dolphins history.

## TITANS TIDBITS:

- Ryan founded the Tannehill's A.C.E.S. (Achieving Community Educations Success) program with wife, Lauren, which consisted of 17 sophomores from American Senior High School and is focused on awarding scholarships to the participating students who strive for good grades and took on an

active role in their community by hosting monthly events to reward the students and help them give back to the community.

- Ryan enjoys deep-sea fishing off the coast of South Florida in his free time.
- Ryan's father, Tim, played wide receiver at Texas Tech from 1985-87.

## CAREER TRANSACTIONS:

- The Big Spring, Texas, native was originally selected by the Miami Dolphins in the first round (eighth overall) of the 2012 NFL Draft.
- Traded by the Dolphins to the Titans along with a 2019 sixth-round pick for a 2019 seventh-round draft pick and a 2020 fourth-round draft choice on March 15, 2019.

## SEASON RECAPS:

**2021 (17/17, 1/1 - Tennessee):** Started all 17 games at quarterback and became the only quarterback other than Warren Moon (1989–1991) to record multiple seasons with at least 3,500 passing yards with the franchise. Finished the season with 3,734 yards, 21 touchdowns and 14 interceptions, completing 357 of his 531 passes (89.6 passer rating). His passing yardage total ranked fourth in franchise history. Posted 55 carries for 270 yards with a career-high-tying seven rushing touchdowns. Started the postseason contest and completed 15 of 24 passes for 220 yards with one touchdown and three interceptions. Rushed three times for 12 yards. Has engineered 26 career game-winning drives (including the playoffs), defined as when the team trailed or was tied in the fourth quarter or overtime, including four in 2021 (at SEA, vs. BUF, at IND, vs. SF). Has registered 24 career games with at least 300 passing yards, including two in 2021 (at SEA, vs. HOU). Has posted 47 career games with a 100.0 or better passer rating, including six in 2021 (vs. JAX, vs. KC, vs. NO, vs. SF, vs. MIA, at HOU). Has registered 14 career games with at least one passing touchdown and at least one rushing touchdown, including four in 2021 (vs. ARI, vs. KC, at LAR, vs. NO). Eclipsed 30,000 career passing yards, becoming the 51st player in NFL history to reach the mark at Pittsburgh (12/19/21). Named AFC Offensive Player of the Week after completing 23 of 32 passes for 287 yards with a career-high-tying four touchdowns for a season-best 138.9 passer rating at Houston (1/9/22).

• At Seattle (9/19), completed 27 of 40 passes for 347 yards for a 94.5 passer rating. Rushed four times for 27 yards. Recorded his 23rd career game-winning drive. It was his 10th game-winning drive since joining the Titans in 2019, which led all NFL quarterbacks during the past three seasons. Kickstarted the Titans' second scoring drive with a 51-yard bomb to Jones to the Seattle 25-yard line in the second stanza.

• Against Indianapolis (9/26), connected on 18 of 27 passes for 197 yards with three touchdowns and two interceptions for a 94.2 passer rating. Tied a career-high with 56 rushing yards on five carries. Gave the Titans an early 7-0 lead with a six-yard touchdown strike to Chester Rogers on third-and-goal. Found Nick Westbrook-Ikhine for an 18-yard touchdown pass and a 14-7 lead in the second quarter. Increased the Titans' advantage to 22-13 with a 10-yard touchdown toss to Jeremy McNichols on third-and-goal early in the fourth quarter.

• At Jacksonville (10/10), connected on 14 of 22 passes for 197 yards with a touchdown pass for a 107.6 passer rating. Rushed three times for 21 yards. Increased the Titans' advantage to 21-13 with a 14-yard touchdown toss to MyCole Pruitt in the second quarter.

• Against Kansas City (10/24), completed 21 of 27 passes for 270 yards with a touchdown and an interception for a 105.2 passer rating. Rushed twice for six yards with a score. Registered his second game of 2021 and his 12th career game in which he had at least one passing touchdown and at least one rushing touchdown. Set up the Titans' second touchdown with

a 46-yard bomb to A.J. Brown down the left sideline. Increased the Titans' lead to 14-0 with 24-yard touchdown strike to Brown on third-and-seven late in the first stanza. Gave the Titans a 24-0 advantage with a two-yard touchdown run in the second quarter.

- At Indianapolis (10/31), completed 23 of 33 passes for 265 yards with three touchdowns and two interceptions for a 98.7 passer rating. Registered his second game of 2021 with three (or more) touchdown passes and the 24th such performance of his career. Rushed twice for 26 yards. Cut the Colts' lead to 14-7 with a six-yard touchdown toss to Geoff Swaim on third-and-three in the second stanza. Evened the score at 14-14 with a 57-yard touchdown pass to A.J. Brown in the second quarter. Gave the Titans a 21-17 lead with a five-yard touchdown connection with Nick Westbrook-Ikhine on third-and-four in the third stanza.
- Against New Orleans (11/14), connected on 19 of 27 passes for 213 yards with a touchdown for a 105.9 passer rating. Posted a rushing touchdown. Posted a one-yard touchdown run on a quarterback sneak to give the Titans a 13-6 lead late in the first half. Found MyCole Pruitt for a two-yard touchdown toss and a 20-6 lead early in the third stanza.
- Against San Francisco (12/23), completed 22 of 29 passes for 209 yards with a touchdown for a 106.8 passer rating. Rushed three times for 22 yards. Credited with the 26th game-winning drive of his career, including a league-high 13 game-winning drives since joining the Titans in 2019. On third down, was 11 of 13 passing (84.6 percent) for 149 yards with a passer rating of 114.4. Converted a career-high nine third downs on passing attempts. Gave the Titans a 17-10 lead with an 18-yard touchdown strike to Brown early in the fourth quarter. Set up the game-winning field goal with a 23-yard scamper to the 49ers' 31-yard line late in the final quarter.
- Against Miami (1/2), completed 13 of 18 passes for 120 yards with two touchdowns for a 127.1 passer rating against his former team. He now has more regular season wins—29—than any other starting signal caller in franchise history over the player's first three years with the club. Gave the Titans a 7-0 lead with a one-yard touchdown toss to Geoff Swaim late in the first quarter. Found Anthony Firkser for a 15-yard touchdown and a 24-3 lead midway through the fourth quarter.
- At Houston (1/9), named AFC Offensive Player of the Week after completing 23 of 32 passes for 287 yards with a career-high-tying four touchdowns for a season-best 138.9 passer rating. Gave the Titans a 7-0 lead with a five-yard touchdown toss to Firkser on third-and-five in the second stanza. Increased the Titans lead to 14-0 with a 14-yard touchdown pass to A.J. Brown late in the second stanza. Found Nick Westbrook-Ikhine for a four-yard touchdown toss with 11 seconds remaining in the first half. Somehow eluded a sack and scrambled out of the pocket to find Westbrook-Ikhine for a 36-yard completion on third-and-five in the fourth quarter. Connected with Julio Jones for a three-yard touchdown and a 28-18 lead midway through the fourth stanza.
- Against Cincinnati (1/22), completed 15 of 24 passes for 220 yards with a touchdown and three interceptions. Set up a Titans' field goal with a 40-yard bomb to Brown down to the Bengals' 22-yard line in the third quarter. Evened the score at 16-16 with a 33-yard touchdown pass to Brown down the right sideline late in the third quarter. With his seventh career postseason touchdown pass with the Titans, he passed Steve McNair (six) for sole possession of second place on the franchise's postseason list.

**2020 (16/16, 1/1 - Tennessee):** Started all 16 games at quarterback and finished fifth in the NFL with a 106.5 passer rating and tied for seventh in the NFL with a career-high 33 touchdown passes. Completed 315 of 481 passes for 3,819 yards. Rushed 43 times for 266 yards and set a career-high with seven rushing touchdowns. Set a franchise record with 40 combined touchdowns (33 passing and seven rushing) in a season. With 3,819 passing yards in 2020, he moved into third place on the franchise single-season passing list. Started the postseason contest and completed 18 of 26 passes for 165 yards with a touchdown. Registered five games with three or more touchdown passes in 2020 (vs. JAX, vs. BUF, vs. HOU, vs. CLE, vs. DET). Became the third player in franchise history to pass for 30 touchdowns in a season. Set a franchise record with his fifth consecutive game with a passer rating of at least 100.0 (11/22-12/20), breaking the record he established in 2019.

- Against Jacksonville (9/20), made his 100th career regular season start at quarterback and completed 18 of 24 passes for 239 yards with a career-high tying four touchdown passes for a 145.7 passer rating. Marked his second-highest career passer rating in a game with a minimum of 20 attempts. Gave the Titans an early 7-0 lead with a 13-yard touchdown pass to Smith early in the first stanza. Increased the lead to 14-0 with a nine-yard touchdown pass to Corey Davis in the first stanza. Found Smith

for a four-yard touchdown connection on third-and-four late in the second quarter. Reached 150 career touchdown passes on his third touchdown pass of the day. Stood in the pocket and took a hit to deliver an 18-yard touchdown pass to Adam Humphries on third-and-nine late in the third quarter.

- Against Buffalo (10/13), started at quarterback and completed 21 of 28 passes for 195 yards with three touchdowns for a 129.3 passer rating. Rushed four times for 42 yards with a score on the ground. Recorded the second game of his career with at least three passing touchdowns and at least one rushing touchdown. Got the Titans on the board early in the first quarter with a 16-yard touchdown strike to A.J. Brown. Gave the Titans a 21-10 halftime lead with a 10-yard touchdown run with 16 seconds left in the second quarter. Extended the Titans' lead to 28-10 with a four-yard touchdown pass to Jonnu Smith late in the third quarter. Capped the scoring with a seven-yard touchdown toss to Smith to make the score 42-16 late in the final quarter.
- Against Houston (10/18), started at quarterback and completed 30 of 41 passes for 366 yards with four touchdowns and one interception for a passer rating of 122.6. His yardage total was the fifth-highest number of his career and his second-highest figure in a Titans uniform. Registered his 20th career game-winning drive and his seventh in a Titans uniform. It was his fourth game-winning drive of 2020. Completed his final 10 passes of the game in the fourth quarter and overtime. Gave the Titans a 7-0 lead with a seven-yard touchdown pass to Anthony Firkser in the opening stanza. Increased the Titans lead to 14-0 with a six-yard touchdown toss to A.J. Brown late in the opening quarter. Found Humphries down the left sideline for a 22-yard touchdown and a 21-7 lead. Increased the Titans' lead to 29-23 with a two-point conversion pass to Nick Westbrook-Ikhine in the back of the endzone in the fourth quarter. Sent the game to overtime with a seven-yard touchdown pass to Brown with four seconds left to play in regulation. Kickstarted the Titans' game-winning drive with a 53-yard catch-and-run pass to Derrick Henry down the right sideline in overtime.
- Against Pittsburgh (10/25), started at quarterback and completed 18 of 30 passes for 220 yards with two touchdowns for a 104.9 passer rating. Got the Titans on the scoreboard with a four-yard touchdown pass to Corey Davis on third-and-goal in the second quarter. Found A.J. Brown for a 73-yard catch-and-run touchdown in the third quarter.
- Against Chicago (11/8), started at quarterback and completed 10 of 21 passes for 158 yards with two touchdowns for a 104.9 passer rating. Reached the 25,000-yard career passing mark during the first quarter. Found A.J. Brown down the left sideline for a 40-yard touchdown strike and a 10-0 advantage in the second stanza. Increased the Titans lead to 24-3 with a two-yard touchdown toss to Jonnu Smith in the fourth quarter.
- At Baltimore (11/22), connected on 22 of 31 passes for 259 yards with two touchdowns and an interception for a 104.1 passer rating. Gave the Titans an early 7-0 lead with a one-yard touchdown toss to Jonnu Smith in the first quarter. Found A.J. Brown for a 14-yard touchdown on third-and-10 with 2:26 remaining in the fourth quarter. Made the Titans' lead 24-21 with a two-point conversion run.
- At Indianapolis (11/29), completed 13 of 22 passes for 221 yards with a touchdown for a 108.3 passer rating. Rushed twice for three yards with a rushing score. Extended the Titans' opening touchdown drive with an eight-yard pass to Geoff Swaim on third-and-one in the first quarter. Gave the Titans a 14-7 advantage by finding A.J. Brown over the middle for a 69-yard catch-and-run touchdown late in the opening stanza. Set up the Titans' fifth and final touchdown of the first half with a 37-yard strike to Corey Davis down to the Colts' one-yard line late in the second quarter. Extended the Titans' lead to 35-14 with a one-yard touchdown run on a zone read with 20 seconds remaining in the first half.
- Against Cleveland (12/6), completed 29 of 45 passes for 389 yards with three touchdowns and an interception for a 104.8 passer rating. Got the Titans on the scoreboard with a 17-yard touchdown toss to Corey Davis in the second stanza. Found MyCole Pruitt for a 22-yard touchdown pass early in the third quarter. Connected with Cameron Batson for an eight-yard touchdown pass with less than a minute remaining in the contest.
- At Jacksonville (12/13), completed 19 of 24 passes for 212 yards with two touchdowns for a 131.2 passer rating. On his first pass of the game, a 13-yard completion to tight end Geoff Swaim, he passed the 3,000-yard passing mark for the fifth time in his career and for the first time since 2015. Gave the Titans an early 7-0 lead with a 37-yard touchdown connection to A.J. Brown on a flea-flicker in the first quarter. Found Geoff Swaim for a five-yard touchdown toss and a 24-3 advantage early in the third quarter.
- Against Detroit (12/20), completed 21 of 27 passes for 273 yards with three touchdowns for a 145.8 passer rating. Rushed three times for 21 yards with two touchdowns on the ground. Registered the first game of

his career with five combined passing and rushing touchdowns. His 145.8 passer rating was the second best of his career in a qualifying game (min. 20 attempts) and his best in a Titans uniform. Joined Michael Vick (Nov. 15, 2010) and Jack Kemp (Dec. 4, 1960) as the only players in NFL history with at least three passing touchdowns, at least two rushing touchdowns and a 145.8 or higher passer rating in a single game. Answered the Lions' opening touchdown in the first stanza with a 75-yard touchdown pass to Corey Davis on the first play from scrimmage following the Detroit score. Gave the Titans a 21-7 advantage with a 17-yard touchdown scamper in which he dove for the left pylon in the second quarter. Increased the Titans' lead to 32-18 with a three-yard touchdown run early in the fourth quarter. Found Brown for a two-yard touchdown pass and a 39-18 lead in the fourth quarter. Gave the Titans a 46-25 lead with a three-yard pass to Darrynton Evans late in the final stanza.

- At Houston (1/3), connected on 18 of 27 passes for 216 yards with a touchdown for a 103.3 passer rating in the Titans' division-clinching victory. Rushed seven times for 38 yards with two touchdowns on the ground. Increased the Titans lead to 17-6 with a four-yard touchdown toss to A.J. Brown in the second quarter. Gave the Titans a 31-15 lead with a five-yard touchdown scramble in the third quarter. Helped the Titans regain the lead at 38-35 with a five-yard touchdown run on a zone read in the fourth quarter. Set up the Titans' game-winning field goal with a 52-yard deep bomb to A.J. Brown down to the Texans' 23-yard line with 10 seconds remaining in the game.
- Against Baltimore (1/10), completed 18 of 26 passes for 165 yards with a touchdown and an interception. Rushed twice for six yards. Gave the Titans an early 7-0 lead with a 10-yard touchdown pass to A.J. Brown in the opening quarter.

**2019 (12/10, 3/3 - Tennessee):** Named to his first career Pro Bowl. Named the NFL's Comeback Player of the Year. Played in 12 games with 10 starts at quarterback and led the NFL with a 117.5 passer rating and ranked third in the NFL with a 70.3 completion percentage. Established the fourth-highest single-season passer rating in NFL history. Completed 201 of 286 passes for 2,742 yards with 22 touchdowns and six interceptions. Became the third qualifying passer in NFL history to have a season with at least a 70.0 completion percentage and an average of at least 9.0 yards per attempt, joining Sammy Baugh and Joe Montana. Established new franchise single-season records for completion percentage (70.7) and yards per attempt (9.6). Rushed 43 times for 185 yards with four rushing touchdowns. Did not play in four games. Started all three postseason contests and connected on 36 of 60 passes for 369 yards with five touchdowns and an interception for a 98.5 passer rating. Rushed 13 times for 35 yards with a rushing score. Named the AFC Offensive Player of the Month for December, after completing 90 of 132 passes for 1,322 yards with 12 touchdowns and two interceptions. His passer rating for the calendar month was 124.6, which led the AFC.

- At Denver (10/13), entered the game in the third quarter and completed 13 of 16 passes for 144 yards with an interception. Rushed once for six yards.
- Against L.A. Chargers (10/20), started at quarterback and completed 23 of 29 passes for 312 yards with two touchdowns and an interception for a 120.1 passer rating. Rushed five times for seven yards. Set a new career-high by completing 79.3 percent of his passes. Evened the score at 10-10 with an eight-yard touchdown strike to Corey Davis late in the second quarter. Gave the Titans a 16-10 lead with a five-yard touchdown pass to Tajaé Sharpe in the back of the end zone on third-and-goal early in the fourth quarter.
- Against Tampa Bay (10/27), connected on 21 of 33 passes for 193 yards with three touchdowns for a 109.8 passer rating. Gave the Titans a 7-3 lead with a five-yard touchdown strike to Jonnu Smith in the first quarter. Increased the Titans lead to 14-3 with a six-yard touchdown pass to Tajaé Sharpe on third-and-goal late in the first stanza. Gave the Titans a 27-23 lead with an eight-yard touchdown strike to A.J. Brown on third-and-eight midway through the fourth quarter.
- At Carolina (11/3), completed 27 of 39 passes for 331 yards with a touchdown and two interceptions. Rushed four times for 38 yards with a score. Found Derrick Henry for a 23-yard touchdown reception on a screen in the fourth quarter. Cut the Panthers' lead to 30-20 with a 10-yard touchdown run with less than three minutes remaining in the game.
- Against Kansas City (11/10), completed 13 of 19 passes for 181 yards with two touchdowns for a 133.9 passer rating. Rushed three times for 37 yards. Added a two-point conversion rushing score. Found Anthony Firkser for a nine-yard touchdown pass in the second quarter. Gave the Titans the lead by finding Adam Humphries for a 23-yard touchdown strike with 23

seconds remaining in the fourth quarter. Increased the lead to 35-32 with an extra effort, two-point conversion run.

- Against Jacksonville (11/24), completed 14 of 18 passes for 259 yards with two touchdowns for a 155.8 passer rating. Rushed seven times for 40 yards with a career-best two rushing scores. Gave the Titans a 7-0 lead with a 21-yard touchdown run on a bootleg in the second stanza. Increased the Titans lead to 35-3 with a 65-yard touchdown strike to Brown in the third stanza. Collected his career-best second rushing touchdown with a three-yard score on third-and-one in the fourth quarter.
- At Indianapolis (12/1), completed 17 of 22 passes for 182 yards with two touchdowns for a 131.2 passer rating. Evened the score at 7-7 with a 13-yard touchdown pass to Adam Humphries on third-and-eight in the opening stanza. Sealed the victory with a 40-yard touchdown strike to Kalif Raymond on third-and-six late in the fourth quarter.
- At Oakland (12/8), named AFC Offensive Player of the Week after completing 21 of 27 passes for 391 yards with three touchdowns and an interception for a 140.4 passer rating. His passer rating of 140.4 was the second-best single-game mark of his career in a contest in which he attempted at least 20 passes. Gave the Titans a 14-7 advantage with a career-long 91-yard touchdown bomb to A.J. Brown early in the second quarter. Gave the Titans a 21-14 lead with a 16-yard touchdown pass to Brown on third-and-13 in the second quarter. Found Jonnu Smith in the back of the end zone for a 17-yard touchdown and a 35-21 lead early in the fourth quarter.
- Against Houston (12/15), completed 22 of 36 passes for 279 yards with two touchdowns and an interception. Rushed three times for 10 yards with a score. Connected with A.J. Brown for a 60-yard reception down the right sideline in the opening quarter. Cut the Texans' lead to 14-7 with a one-yard touchdown run on fourth-and-goal in the third quarter. Evened the score at 14-14 with a five-yard touchdown strike to Brown early in the fourth quarter. Found Dion Lewis for an 11-yard touchdown toss late in the final stanza.
- Against New Orleans (12/22), completed 17 of 27 passes for 272 yards with three touchdowns for a 133.6 passer rating. Gave the Titans a 7-0 lead with a 41-yard touchdown strike to Jonnu Smith in the first quarter. Cut the Saints lead to 24-21 with a 36-yard touchdown pass to Tajaé Sharpe on third-and-one in the third quarter. Found Sharpe in the back of the end zone for a seven-yard touchdown on third-and-two midway through the fourth quarter.
- At Houston (12/29), started at quarterback in his 100th career game and completed 13 of 20 passes for 198 yards with two touchdowns for a 130.8 passer rating. Registered his seventh consecutive game with at least two touchdown passes, the best streak of his career. Evened the score at 7-7 with a 51-yard touchdown toss to A.J. Brown on third-and-five in the opening quarter. Gave the Titans a 14-7 lead with a one-yard touchdown pass to MyCole Pruitt early in the second quarter. Set up the Titans' fourth touchdown with a 47-yard bomb to Brown down to the Houston one-yard line early in the fourth quarter.
- At New England (1/4), started at quarterback in his postseason debut and completed eight of 15 passes for 72 yards with a touchdown and an interception. Gave the Titans a 7-3 lead with a 12-yard touchdown strike to Anthony Firkser on third-and-10 in the first quarter. Converted a key third-and-eight with an 11-yard toss to Firkser along the sideline allowing the offense to run more clock late in the fourth quarter.
- At Baltimore (1/11), connected on seven of 14 passes for 88 yards with two touchdowns for a 109.5 passer rating. Rushed six times for 13 yards with a score. Gave the Titans a 7-0 lead with a 12-yard touchdown connection to Jonnu Smith in the corner of the end zone on third-and-12 in the first quarter. Increased the Titans lead to 14-0 with a 45-yard touchdown bomb to Kalif Raymond early in the second quarter. Found the end zone for a one-yard touchdown run on an option play in the third stanza.
- At Kansas City (1/19), started at quarterback and completed 21 of 31 passes for 209 yards with two touchdowns for a 108.1 passer rating. Kickstarted the Titans' first scoring drive with a 37-yard connection to A.J. Brown on the second play from scrimmage. Increased the Titans lead to 17-7 with a one-yard touchdown toss to Dennis Kelly in the second stanza. Cut the Chiefs' lead to 35-24 with a 22-yard scoring connection to Anthony Firkser in the final quarter.

**2018 (10/10 - Miami):** Started 10 games and completed 158 of 243 passes for 1,832 yards with 17 touchdowns. Talled 30 carries for 136 yards. Was inactive for five games. Served as a season-long team captain.

- Against Tennessee (9/9), connected on 20 of 28 passes for 230 yards with two touchdowns. Completed a 75-yard pass to Kenny Stills in the



fourth quarter to give Miami a 24-10 lead. It was the second-longest completion of his career.

- Against Oakland (9/23), completed 17 of 23 passes for 289 yards with three touchdowns for a 155.3 passer rating.
- Against New England (12/2), completed 14 of 19 passes for 265 yards with three touchdowns for a 155.2 passer rating. Eclipsed 20,000 career passing yards, becoming the third quarterback in Dolphins history to accomplish the feat. Led his 14th career fourth quarter comeback, connecting on a 69-yard pass that was double-lateraled to Kenyan Drake for a game-winning touchdown on the final play of the game known as "The Miami Miracle."

**2017 (0/0 - Miami):** Missed the entire season after being placed on injured reserve on Aug. 12.

**2016 (13/13 - Miami):** Started 13 games and completed 261 of 389 passes for 2,995 yards with 19 touchdowns. Produced 39 carries for 164 yards with a touchdown. Was inactive for three games. His 67.1 completion percentage was the second-highest single-season completion percentage in franchise history.

- Against Buffalo (10/23), made good on 15 of 25 passes for 204 yards with a touchdown. Completed a 66-yard touchdown pass to Kenny Stills with 2:24 left to give Miami a two-score lead.
- At Los Angeles Rams (11/20), completed 24 of 34 passes for 172 yards with two touchdowns. Registered two carries for 19 yards. Hit DeVante Parker for a nine-yard touchdown pass to give Miami the lead with 36 seconds left. Marked the 13th come-from-behind win of his career. In Miami's final two drives, completed 12 of 13 passes for 115 yards and two scores. Became the franchise's all-time leading rusher as a quarterback, surpassing Hall of Fame quarterback Bob Griese (994).
- Against San Francisco (11/27), connected on 20 of 30 passes for 285 yards with three touchdowns for a 130.6 passer rating.
- At Pittsburgh (1/8), was inactive for the Wild Card matchup.

**2015 (16/16 - Miami):** Started all 16 games and completed 363 of 586 passes for 4,208 yards with 24 touchdowns. Set a then NFL record with 25 consecutive completions on Oct. 18 (at Tennessee) and Oct. 25 (vs. Houston). His 4,208 passing yards was the fifth-highest single-season total in team history and most by a Dolphins quarterback other than Dan Marino. His 24 touchdown passes marked the third straight season he passed for 20 or more touchdowns, joining Marino as the only Dolphins quarterback to accomplish the feat.

- At Jacksonville (9/20), connected on 30 of 44 passes for 359 yards with two touchdowns for a 108.0 passer rating.
- Against Buffalo (9/27), completed 26 of 49 passes for 297 yards and two touchdowns. Set a team record with 160 consecutive passes without an interception, breaking Dan Marino's mark.
- Against Houston (10/25), named AFC Offensive Player of the Week and FedEx Air NFL Player of the Week by completing 18 of 19 passes for 282 yards with four touchdowns for a perfect 158.3 passer rating. His 94.7 completion percentage was a single-game team record. Became the first NFL quarterback since Randall Cunningham in 1998 to complete three 50-yard touchdown passes in the first half of a game.

**2014 (16/16 - Miami):** Started all 16 games and completed 392 of 590 passes for 4,045 yards with 27 touchdowns for a 92.8 passer rating. Registered 56 carries for 311 yards with a touchdown. His 392 completions were the most in team history and his 590 pass attempts were the fourth-most in team history. Completed 70 percent of passes in five consecutive games (Nov. 2 to Dec. 1), setting a team record. His 27 touchdown passes were the sixth-most in team history and the most by anyone other than Dan Marino.

- Against San Diego (11/2), connected on 24 of 34 passes for 288 yards with three touchdowns for a season-high 125.6 passer rating.
- At N.Y. Jets (12/1), completed 25 of 35 passes for 235 yards. Engineered a game-winning drive that led to a 26-yard field goal with 1:57 left to give Miami the 16-13 victory.
- Against Minnesota (12/21), connected on 35 of 47 passes for 396 yards with four touchdowns for a 118.8 passer rating. His 396 passing yards marked the eighth 300-yard game of his career, moving him into second place in team history in the category.

**2013 (16/16 - Miami):** Started all 16 games and completed 355 of 588 passes for 3,913 yards with 24 touchdowns for an 81.7 passer rating. Tallied 40 carries for 238 yards with a touchdown.

• At Atlanta (9/22), completed 24 of 35 passes for 236 yards with two touchdowns. Led the team on a 13-play, 75-yard drive that culminated in a one-yard touchdown pass to Dion Sims with 38 seconds left to win the game. Completed nine of 12 passes for 69 yards with a touchdown on the game-winning drive.

• At N.Y. Jets (12/1), connected on 28 of 43 passes for 331 yards with two touchdowns. Marked his second consecutive 300-yard passing game, the first back-to-back 300-yard games of his career.

- Against New England (12/15), completed 25 of 37 passes for 312 yards with three touchdowns for a 120.6 passer rating. It was his second straight three plus touchdown performance as he became the first Dolphins quarterback since Dan Marino in 1994 to accomplish the feat. Led the team on a nine-play, 60-yard drive capped off by a 14-yard touchdown pass to Marcus Thigpen with 1:15 left to win the game.

**2012 (16/16 - Miami):** Started all 16 games as a rookie and completed 282 of 484 passes for 3,294 yards with 12 touchdowns for a 76.1 passer rating. Carried the ball 49 times for 211 yards and two touchdowns. Set franchise rookie records in completions (282), attempts (484) and passing yards (3,294). His 58.3 completion percentage was second-best among rookies in team history.

- At Houston (9/9), made his NFL debut and his first NFL start and completed 20 of 36 passes for 219 yards. Became the first rookie quarterback in team history to start a season opener.
- Against Oakland (9/16), collected his first win by completing 18 of 30 passes for 200 yards and a touchdown. Scored his first NFL rushing touchdown with a two-yard run in the first quarter. Threw his first NFL touchdown with a 14-yard pass to Anthony Fasano in the fourth quarter.
- At Arizona (9/30), connected on 26 of 41 passes for 431 yards with a touchdown. His 26 completions were the most in team history by a rookie and his 431 passing yards was the third-highest single-game total by a rookie in NFL history, the most by a rookie in Dolphins history and tied for the sixth-most in any game in team history.

#### COLLEGE:

- Was a four-year letterman (2008-11) and two-year starter as a quarterback and wide receiver at Texas A&M.
- Played in 50 games with 25 starts and completed 484 of 774 passes for 5,450 yards with 42 touchdowns. Hauled in 112 receptions for 1,596 yards with 10 touchdowns. Rushed 115 times for 369 yards with five touchdowns.
- Started 19 games at quarterback and six contests at wide receiver, while playing both quarterback and wide receiver in five games.
- As a senior (2011), started all 13 games and completed 327 of 531 passes for 3,744 yards and 29 touchdowns. Notched 58 carries for 306 yards and four touchdowns.
- In his final collegiate campaign, was named honorable mention All-American, a finalist for the Johnny Unitas Golden Arm Award (nation's top quarterback), a semifinalist for the Davey O'Brien Award (nation's top quarterback) and a finalist for the William V. Campbell Trophy (nation's best scholar-athlete).
- As a junior (2010), played in all 13 games with six starts at quarterback and connected on 152 of 234 passes for 1,638 yards and 13 touchdowns. As a wide receiver registered 11 receptions for 143 yards with a touchdown. Rushed 51 times for 76 yards and a score. Saw action at wide receiver for the first seven games of the season. Took over starting quarterback duties for the final six games and posted a 5-1 record.
- As a sophomore (2009), played in all 13 games and was named honorable mention All-Big 12. Collected 46 receptions for 609 yards and four touchdowns. Completed four of eight passes for 60 yards. Notched four carries for minus five yards.
- As a redshirt freshman (2008), played in 11 games with six starts at wide receiver. Battled for the starting quarterback spot in camp but moved to receiver at the start of the season. Tallied 55 receptions for 844 yards with five touchdowns. Completed his only pass for eight yards. Notched two carries for minus eight yards. His 55 receptions, 844 receiving yards and five receiving touchdowns were school freshman records. Received honorable mention Freshman All-American honors and was voted school's offensive MVP by his teammates.
- Redshirted in 2007.
- Majored in biology at Texas A&M.

#### PERSONAL:

- Married to Lauren and the couple has two children.
- Attended Big Spring (Texas) High School and played defensive back, punter, wide receiver and quarterback.



- As a senior (2006), passed for 1,258 yards and rushed for 617 yards. Hauled in three receptions for 62 yards. Posted a 39.2-yard punt return average. Received first-team All-CIF honors.
- As a junior (2005), notched 62 receptions for 1,500 yards and 17 touchdowns.
- Also lettered in basketball, baseball, golf and track and field.
- Follow Tannehill on Twitter at @ryantannehill1.
- Follow Tannehill on Instagram at @rtannehill17.
- Born Ryan Timothy Tannehill on July 27, 1988 in Lubbock, Texas.

## RYAN TANNEHILL'S GAME-BY-GAME

2012 Miami Dolphins		PASSING												RUSHING				COMBINED RUSH + PASS			
Date	Opp	W/L	P/S	Att	Cmp	Pct	Yds	Yds/Att	TD	Int	Lg	Sk	Lst	Rating	Att	Yds	Avg	Lg	TD	Yards	Touchdowns
Sept 9	@ Hou	L	S	36	20	55.6	219	6.1	0	3	34	2	20	39.0	3	-4	-1.3	0	0	215	
Sept 16	Oak	W	S	30	18	60.0	200	6.7	1	0	25	1	11	91.0	3	14	4.7	13	1	214	2r, 14
Sept 23	NYJ	L	S	36	16	44.4	196	5.4	0	1	41	0	0	50.2	3	3	1.0	5	0	199	
Sept 30	@ Ari	L	S	41	26	63.4	431	10.5	1	2	80t	4	37	86.5	1	0	0.0	0	0	431	80
Oct 7	@ Cin	W	S	26	17	65.4	223	8.6	0	0	30	2	12	92.3	4	-4	-1.0	-1	0	219	
Oct 14	StL	W	S	29	21	72.4	185	6.4	2	0	29t	3	29	112.0	4	16	4.0	10	0	201	29, 1
Oct 28	@ NYJ	W	S	5	2	40.0	18	3.6	0	0	12	1	9	50.4	0	0	0.0	-	0	18	
Nov 4	@ Ind	L	S	38	22	57.9	290	7.6	1	0	35	2	9	90.9	1	-1	-1.0	-1	0	289	31
Nov 11	Ten	L	S	39	23	59.0	217	5.6	0	3	17	1	8	42.4	1	-1	-1.0	-1	0	216	
Nov 15	@ Buf	L	S	28	14	50.0	141	5.0	1	2	19	3	17	46.9	1	7	7.0	7	0	148	2
Nov 25	Sea	W	S	26	18	69.2	253	9.7	1	1	39	1	7	97.1	4	33	8.3	19	0	286	29
Dec 2	NE	L	S	29	13	44.8	186	6.4	0	0	28	3	10	66.2	5	19	3.8	9	1	205	2r
Dec 9	@ SF	L	S	33	17	51.5	150	4.5	1	0	28	2	17	74.1	3	25	8.3	20	0	175	3
Dec 16	Jax	W	S	28	22	78.6	220	7.9	2	0	37	1	11	123.2	8	52	6.5	30	0	272	4, 2
Dec 23	Buf	W	S	25	13	52.0	130	5.2	2	0	30	2	11	93.8	6	44	7.3	31	0	174	17, 12
Dec 30	@ NE	L	S	35	20	57.1	235	6.7	0	1	22	7	26	65.8	2	8	4.0	8	0	243	
<b>Totals</b>		<b>7-9</b>	<b>16/16</b>	<b>484</b>	<b>282</b>	<b>58.3</b>	<b>3,294</b>	<b>6.8</b>	<b>12</b>	<b>13</b>	<b>80t</b>	<b>35</b>	<b>234</b>	<b>76.1</b>	<b>49</b>	<b>211</b>	<b>4.3</b>	<b>31</b>	<b>2</b>	<b>3,505</b>	

2013 Miami Dolphins		PASSING												RUSHING				COMBINED RUSH + PASS			
Date	Opp	W/L	P/S	Att	Cmp	Pct	Yds	Yds/Att	TD	Int	Lg	Sk	Lst	Rating	Att	Yds	Avg	Lg	TD	Yards	Touchdowns
Sept 8	@ Cle	W	S	38	24	63.2	272	7.2	1	1	34t	4	17	82.3	5	3	0.6	3	0	275	34
Sept 15	@ Ind	W	S	34	23	67.6	319	9.4	1	0	67	5	22	107.4	4	1	0.3	2	0	320	18
Sept 22	Atl	W	S	35	24	68.6	236	6.7	2	1	21	5	41	94.5	2	7	3.5	8	0	243	18, 1
Sept 30	@ NO	L	S	35	22	62.9	249	7.1	1	3	50	4	33	57.9	4	48	12.0	26	0	297	3
Oct 6	Bal	L	S	40	21	52.5	307	7.7	1	0	49	6	35	86.1	2	6	3.0	6	0	313	9
Oct 20	Buf	L	S	37	19	51.4	194	5.2	3	2	46	2	21	71.2	3	5	1.7	3	0	199	7, 13, 4
Oct 27	@ NE	L	S	42	22	52.4	192	4.6	2	2	25	6	47	60.8	1	12	12.0	12	0	204	4, 5
Oct 31	Cin	W	S	28	20	71.4	208	7.4	0	0	40	3	20	92.6	1	1	1.0	1	1	209	1r
Nov 11	@ TB	L	S	42	27	64.3	229	5.5	2	1	19t	2	18	84.3	1	2	2.0	2	0	231	6, 19
Nov 17	SD	W	S	35	22	62.9	268	7.7	1	1	39t	4	29	84.0	4	21	5.3	10	0	289	39
Nov 24	Car	L	S	42	28	66.7	310	7.4	1	1	57	3	30	86.4	4	36	9.0	19	0	346	53
Dec 1	@ NYJ	W	S	43	28	65.1	331	7.7	2	1	31t	1	3	94.2	3	22	7.3	18	0	353	31, 28
Dec 8	@ Pit	W	S	33	20	60.6	200	6.1	3	1	40	2	14	95.5	3	56	18.7	48	0	256	6, 4, 12
Dec 15	NE	W	S	37	25	67.6	312	8.4	3	0	39t	4	23	120.6	1	-1	-1.0	-1	0	311	39, 2, 14
Dec 22	@ Buf	L	S	27	10	37.0	82	3.0	0	0	13	7	46	45.6	0	0	0.0	-	0	82	
Dec 29	NYJ	L	S	40	20	50.0	204	5.1	1	3	25	0	0	42.1	2	19	9.5	20	0	223	5
<b>Totals</b>		<b>8-8</b>	<b>16/16</b>	<b>588</b>	<b>355</b>	<b>60.4</b>	<b>3,913</b>	<b>6.7</b>	<b>24</b>	<b>17</b>	<b>67</b>	<b>58</b>	<b>399</b>	<b>81.7</b>	<b>40</b>	<b>238</b>	<b>6.0</b>	<b>48</b>	<b>1</b>	<b>4,151</b>	

2014 Miami Dolphins		PASSING												RUSHING				COMBINED RUSH + PASS			
Date	Opp	W/L	P/S	Att	Cmp	Pct	Yds	Yds/Att	TD	Int	Lg	Sk	Lst	Rating	Att	Yds	Avg	Lg	TD	Yards	Touchdowns
Sept 7	NE	W	S	32	18	56.3	178	5.6	2	1	24	1	9	79.9	3	-2	-0.7	0	0	176	4, 14
Sept 14	@ Buf	L	S	49	31	63.3	241	4.9	1	1	18	4	31	73.6	4	11	2.8	6	0	252	7
Sept 21	KC	L	S	43	21	48.8	205	4.8	1	0	30	4	14	70.4	1	9	9.0	9	0	214	1
Sept 28	@ Oak	W	S	31	23	74.2	278	9.0	2	1	35	0	0	109.3	5	35	7.0	18	0	313	13, 18
Oct 12	GB	L	S	31	20	64.5	244	7.9	2	2	25	1	7	83.3	3	49	16.3	40	0	293	11, 5
Oct 19	@ Chi	W	S	32	25	78.1	277	8.7	2	0	26	4	21	123.6	6	48	8.0	30	0	325	13, 10
Oct 26	@ Jax	W	S	29	16	55.2	196	6.8	1	1	50	3	18	73.3	5	48	9.6	30	0	244	3
Nov 2	SD	W	S	34	24	70.6	288	8.5	3	0	38	0	0	125.6	4	47	11.8	22	0	335	6, 21, 14
Nov 9	@ Det	L	S	38	27	71.1	207	5.4	1	1	20	3	29	81.8	2	0	0.0	3	0	207	3
Nov 13	Buf	W	S	34	26	76.5	240	7.1	2	0	32	5	35	114.8	4	16	4.0	15	0	256	7, 8
Nov 23	@ Den	L	S	36	26	72.2	228	6.3	3	1	21	1	12	104.9	4	15	3.8	8	1	243	1r, 10, 5, 1
Dec 1	@ NYJ	W	S	35	25	71.4	235	6.7	0	1	25	2	18	77.7	4	13	3.3	10	0	248	
Dec 7	Bal	L	S	33	23	69.7	227	6.9	1	0	27	6	41	98.9	2	6	3.0	7	0	233	3
Dec 14	@ NE	L	S	47	29	61.7	346	7.4	1	2	50	4	38	73.5	3	21	7.0	15	0	367	32
Dec 21	Min	W	S	47	35	74.5	396	8.4	4	1	41	1	13	118.8	6	-5	-0.8	5	0	391	14, 16, 7, 3
Dec 28	NYJ	L	S	39	23	59.0	259	6.6	1	0	33	7	51	87.4	0	0	0.0	-	0	259	23
<b>Totals</b>		<b>8-8</b>	<b>16/16</b>	<b>590</b>	<b>392</b>	<b>66.4</b>	<b>4,045</b>	<b>6.9</b>	<b>27</b>	<b>12</b>	<b>50</b>	<b>46</b>	<b>337</b>	<b>92.8</b>	<b>56</b>	<b>311</b>	<b>5.6</b>	<b>40</b>	<b>1</b>	<b>4,356</b>	

## RYAN TANNEHILL'S GAME-BY-GAME CONT.

2015 Miami Dolphins				PASSING										RUSHING					COMBINED RUSH + PASS		
Date	Opp	W/L	P/S	Att	Cmp	Pct	Yds	Yds/Att	TD	Int	Lg	Sk	Lst	Rating	Att	Yds	Avg	Lg	TD	Yards	Touchdowns
Sept 13	@ Was	W	S	34	22	64.7	226	6.6	1	0	27	3	44	93.5	3	7	2.3	5	0	233	3
Sept 20	@ Jax	L	S	44	30	68.2	359	8.2	2	0	48	2	15	108.0	3	17	5.7	9	0	376	10, 5
Sept 27	Buf	L	S	49	26	53.1	297	6.1	2	3	46t	2	8	59.7	1	-1	-1.0	-1	0	296	21, 46
Oct 4	NYJ	L	S	44	19	43.2	198	4.5	2	2	42	3	31	53.0	1	4	4.0	4	0	202	8, 10
Oct 18	@ Ten	W	S	29	22	75.9	266	9.2	2	2	38	2	12	97.8	2	14	7.0	10	0	280	2, 12
Oct 25	Hou	W	S	19	18	94.7	282	14.8	4	0	54t	4	41	158.3	1	3	3.0	3	0	285	53, 50, 10, 54
Oct 29	@ NE	L	S	44	28	63.6	300	6.8	0	2	29	5	45	64.6	2	-1	-0.5	0	0	299	
Nov 8	@ Buf	L	S	35	26	74.3	307	8.8	0	0	46	2	27	100.5	2	3	1.5	3	0	310	
Nov 15	@ Phi	W	S	36	21	58.3	217	6.0	2	0	43	4	27	94.3	2	-2	-1.0	-1	0	215	13, 4
Nov 22	Dal	L	S	24	13	54.2	188	7.8	2	1	47	3	48	90.3	3	13	4.3	7	0	201	12, 29
Nov 29	@ NYJ	L	S	58	33	56.9	351	6.1	3	1	40	3	30	84.8	0	0	0.0	-	0	351	5, 5, 33
Dec 6	Bal	W	S	19	9	47.4	86	4.5	1	0	38t	1	4	78.0	1	11	11.0	11	0	97	38
Dec 14	NYG	L	S	41	25	61.0	236	5.8	1	0	47t	1	1	85.0	4	24	6.0	12	0	260	47
Dec 20	@ SD	L	S	34	20	58.8	216	6.4	0	0	35	3	29	77.6	3	4	1.3	2	1	220	1r
Dec 27	Ind	L	S	38	26	68.4	329	8.7	0	1	49	6	50	84.2	1	28	28.0	28	0	357	
Jan 3	NE	W	S	38	25	65.8	350	9.2	2	0	46	1	8	112.8	3	17	5.7	19	0	367	15, 2
<b>Totals</b>		<b>6-10</b>	<b>16/16</b>	<b>586</b>	<b>363</b>	<b>61.9</b>	<b>4,208</b>	<b>7.2</b>	<b>24</b>	<b>12</b>	<b>54t</b>	<b>45</b>	<b>420</b>	<b>88.7</b>	<b>32</b>	<b>141</b>	<b>4.4</b>	<b>28</b>	<b>1</b>	<b>4,349</b>	

2016 Miami Dolphins				PASSING										RUSHING					COMBINED RUSH + PASS			
Date	Opp	W/L	P/S	Att	Cmp	Pct	Yds	Yds/Att	TD	Int	Lg	Sk	Lst	Rating	Att	Yds	Avg	Lg	TD	Yards	Touchdowns	
Sept 11	Sea	L	S	29	16	55.2	186	6.4	0	0	50	5	36	74.8	5	17	3.4	11	1	203	2r	
Sept 18	NE	L	S	45	32	71.1	387	8.6	2	2	33	0	0	93.5	6	35	5.8	17	0	422	24, 12	
Sept 25	Cle	W	S	39	25	64.1	319	8.2	3	2	42t	1	8	93.9	1	2	2.0	2	0	321	26, 42, 10	
Sept 29	Cin	L	S	25	15	60.0	189	7.6	1	1	74t	5	29	80.3	0	0	0.0	-	0	189	74	
Oct 9	Ten	L	S	18	12	66.7	191	10.6	0	2	58	6	42	62.3	0	0	0.0	-	0	191		
Oct 16	Pit	W	S	32	24	75.0	252	7.9	0	0	53	0	0	97.4	2	3	1.5	4	0	255		
Oct 23	Buf	W	S	25	15	60.0	204	8.2	1	0	66t	1	6	99.4	6	21	3.5	13	0	225	66	
Nov 6	NYJ	W	S	28	17	60.7	149	5.3	1	0	24	1	12	86.8	2	-3	-1.5	-1	0	146	1	
Nov 13	SD	W	S	24	17	70.8	240	10.0	2	0	56	1	9	130.6	3	16	5.3	18	0	256	39, 18	
Nov 20	LAR	W	S	34	24	70.6	172	5.1	2	1	15	4	30	89.3	2	19	9.5	10	0	191	10, 9	
Nov 27	SF	W	S	30	20	66.7	285	9.5	3	0	46	2	22	130.6	6	34	5.7	17	0	319	16, 43, 15	
Dec 4	Bal	L	S	40	29	72.5	226	5.7	1	3	26	2	11	63.1	1	0	0.0	0	0	226	8	
Dec 11	Ari	W	S	20	15	75.0	195	9.8	3	1	71	1	11	124.0	5	20	4.0	12	0	215	28, 7, 3	
Dec 17	@ NYJ	W	IA																			
Dec 24	@ Buf	W	IA																			
Jan 1	NE	L	IA																			
<b>Totals</b>		<b>10-6</b>	<b>13/13</b>	<b>389</b>	<b>261</b>	<b>67.1</b>	<b>2,995</b>	<b>7.7</b>	<b>19</b>	<b>12</b>	<b>74t</b>	<b>29</b>	<b>216</b>	<b>93.5</b>	<b>39</b>	<b>164</b>	<b>4.2</b>	<b>18</b>	<b>1</b>	<b>3,159</b>		
<b>Playoffs</b>																						
Jan 8	@ Pit	L	IA																			
<b>Totals</b>		<b>0-1</b>	<b>0/0</b>	<b>0</b>	<b>0</b>	<b>0.0</b>	<b>0</b>	<b>0.0</b>	<b>0</b>	<b>0</b>	<b>0</b>	<b>0</b>	<b>0</b>	<b>0.0</b>	<b>0</b>	<b>0</b>	<b>0.0</b>	<b>0</b>	<b>0</b>	<b>0</b>	<b>0</b>	

2017 Miami Dolphins				PASSING										RUSHING					COMBINED RUSH + PASS		
Date	Opp	W/L	P/S	Att	Cmp	Pct	Yds	Yds/Att	TD	Int	Lg	Sk	Lst	Rating	Att	Yds	Avg	Lg	TD	Yards	Touchdowns
Injured Reserve																					
<b>Totals</b>		<b>0-0</b>	<b>0/0</b>	<b>0</b>	<b>0</b>	<b>0.0</b>	<b>0</b>	<b>0.0</b>	<b>0</b>	<b>0</b>	<b>0</b>	<b>0</b>	<b>0</b>	<b>0.0</b>	<b>0</b>	<b>0</b>	<b>0.0</b>	<b>0</b>	<b>0</b>	<b>0</b>	<b>0</b>

2018 Miami Dolphins				PASSING										RUSHING					COMBINED RUSH + PASS		
Date	Opp	W/L	P/S	Att	Cmp	Pct	Yds	Yds/Att	TD	Int	Lg	Sk	Lst	Rating	Att	Yds	Avg	Lg	TD	Yards	Touchdowns
Sept 9	Ten	W	S	28	20	71.4	230	8.2	2	2	75t	1	8	89.9	4	4	1.0	4	0	234	10, 75
Sept 16	NYJ	W	S	23	17	73.9	168	7.3	2	0	29t	4	46	123.1	8	44	5.5	20	0	212	29, 19
Sept 23	Oak	W	S	23	17	73.9	289	12.6	3	0	74t	1	9	155.3	3	26	8.7	18	0	315	34, 18, 74
Sept 30	NE	L	S	20	11	55.0	100	5.0	0	1	22	2	19	47.9	1	0	0.0	0	0	100	
Oct 7	Cin	L	S	35	20	57.1	185	5.3	1	2	22t	3	16	57.4	3	17	5.7	9	0	202	22
Oct 14	Chi	W	IA																		
Oct 21	Det	L	IA																		
Oct 25	@ Hou	L	IA																		
Nov 4	NYJ	W	IA																		
Nov 11	@ GB	L	IA																		
Nov 25	Ind	L	S	25	17	68.0	204	8.2	2	0	74	1	3	119.4	3	14	4.7	9	0	218	33, 74
Dec 2	Buf	W	S	24	16	66.7	137	5.7	3	1	18	3	22	103.6	3	-5	-1.7	-1	0	132	18, 3, 13
Dec 9	NE	W	S	19	14	73.7	265	13.9	3	0	69	4	36	155.2	1	13	13.0	13	0	278	7, 23, 69
Dec 16	Min	L	S	24	11	45.8	108	4.5	0	0	18	9	71	59.0	1	1	1.0	1	0	109	
Dec 23	Jax	L	S	22	15	68.2	146	6.6	1	1	31	3	25	82.8	3	22	7.3	12	0	168	4
Dec 30	Buf	L	S	31	18	58.1	147	4.7	0	2	19	4	24	43.3	2	9	4.5	12	0	156	
<b>Totals</b>		<b>7-9</b>	<b>11/11</b>	<b>274</b>	<b>176</b>	<b>64.2</b>	<b>1,979</b>	<b>7.2</b>	<b>17</b>	<b>9</b>	<b>75t</b>	<b>35</b>	<b>279</b>	<b>92.7</b>	<b>32</b>	<b>145</b>	<b>4.5</b>	<b>20</b>	<b>0</b>	<b>2,124</b>	

## RYAN TANNEHILL'S GAME-BY-GAME CONT.

2019 Tennessee Titans				PASSING											RUSHING					COMBINED RUSH + PASS	
Date	Opp	W/L	P/S	Att	Cmp	Pct	Yds	Yds/Att	TD	Int	Lg	Sk	Lst	Rating	Att	Yds	Avg	Lg	TD	Yards	Touchdowns
Sept 8	@ Cle	W	p	0	0	-	0	-	0	0	0	0	0	-	2	-2	-1.0	-1	0	-2	
Sept 15	Ind	L	DNP																		
Sept 19	@ Jax	L	DNP																		
Sept 29	@ Atl	W	DNP																		
Oct 6	Buf	L	DNP																		
Oct 13	@ Den	L	p	16	13	81.3	144	9.0	0	1	25	4	35	78.1	1	6	6.0	6	0	150	
Oct 20	LAC	W	S	29	23	79.3	312	10.8	2	1	38	2	17	120.1	5	7	1.4	6	0	319	8, 5
Oct 27	TB	W	S	33	21	63.6	193	5.8	3	0	26	3	19	109.8	4	-3	-0.8	1	0	190	5, 6, 8
Nov 3	@ Car	L	S	39	27	69.2	331	8.5	1	2	35	4	21	82.3	4	38	9.5	25	1	369	23, 10r
Nov 10	KC	W	S	19	13	68.4	181	9.5	2	0	52	4	35	133.9	3	37	12.3	18	0	218	9, 23
Nov 24	Jax	W	S	18	14	77.8	259	14.4	2	0	65t	1	7	155.8	7	40	5.7	21t	2	299	21r, 1, 65, 3r
Dec 1	@ Ind	W	S	22	17	77.3	182	8.3	2	0	40t	6	44	131.3	4	5	1.3	8	0	187	13, 40
Dec 8	@ Oak	W	S	27	21	77.8	391	14.5	3	1	91t	0	0	140.4	4	19	4.8	10	0	410	91, 16, 17
Dec 15	Hou	L	S	36	22	61.1	279	7.8	2	1	60	2	10	92.2	3	10	3.3	10	1	289	1r, 5
Dec 22	NO	L	S	27	17	63.0	272	10.1	3	0	41t	5	24	133.6	1	8	8.0	8	0	280	41, 36, 7
Dec 29	@ Hou	W	S	20	13	65.0	198	9.9	2	0	51t	0	0	130.8	5	20	4.0	19	0	218	51, 1
<b>Totals</b>		<b>9-7</b>	<b>12/10</b>	<b>286</b>	<b>201</b>	<b>70.3</b>	<b>2,742</b>	<b>9.6</b>	<b>22</b>	<b>6</b>	<b>91t</b>	<b>31</b>	<b>212</b>	<b>117.5</b>	<b>43</b>	<b>185</b>	<b>4.3</b>	<b>25</b>	<b>4</b>	<b>2,927</b>	
<b>Playoffs</b>																					
Jan 4	@ NE	W	S	15	8	53.3	72	4.8	1	1	22	1	5	61.0	4	11	2.8	5	0	83	12
Jan 11	@ Bal	W	S	14	7	50.0	88	6.3	2	0	45t	1	8	109.5	6	13	2.2	9	1	101	12, 45, 1r
Jan 19	@ KC	L	S	31	21	67.7	209	6.7	2	0	37	3	27	108.1	3	11	3.7	6	0	220	1, 22
<b>Totals</b>		<b>2-1</b>	<b>3/3</b>	<b>60</b>	<b>36</b>	<b>60.0</b>	<b>369</b>	<b>6.2</b>	<b>5</b>	<b>1</b>	<b>45t</b>	<b>5</b>	<b>40</b>	<b>98.5</b>	<b>13</b>	<b>35</b>	<b>2.7</b>	<b>9</b>	<b>1</b>	<b>404</b>	

2020 Tennessee Titans				PASSING											RUSHING					COMBINED RUSH + PASS	
Date	Opp	W/L	P/S	Att	Cmp	Pct	Yds	Yds/Att	TD	Int	Lg	Sk	Lst	Rating	Att	Yds	Avg	Lg	TD	Yards	Touchdowns
Sept 14	@ Den	W	S	43	29	67.4	249	5.8	2	0	23	1	2	97.9	3	14	4.7	11	0	263	1, 1
Sept 20	Jax	W	S	24	18	75.0	239	10.0	4	0	63	1	8	145.7	4	12	3.0	8	0	251	13, 9, 4, 18
Sept 27	@ Min	W	S	37	23	62.2	321	8.7	0	1	61	1	11	78.8	4	9	2.3	10	0	330	
Oct 13	Buf	W	S	28	21	75.0	195	7.0	3	0	20	0	0	129.3	4	42	10.5	23	1	237	16, 10r, 4, 7
Oct 18	Hou	W	S	41	30	73.2	366	8.9	4	1	53	2	22	122.6	0	0	-	0	0	366	7, 6, 22, 7
Oct 25	Pit	L	S	30	18	60.0	220	7.3	2	0	73t	2	10	104.9	2	5	2.5	4	0	225	4, 73
Nov 1	@ Cin	L	S	30	18	60.0	233	7.8	2	1	27	1	10	92.8	2	20	10.0	15	0	253	9, 12
Nov 8	Chi	W	S	21	10	47.6	158	7.5	2	0	40	3	22	104.9	3	3	1.0	5	0	161	40, 2
Nov 12	Ind	L	S	27	15	55.6	147	5.4	1	0	21	1	10	83.4	2	9	4.5	5	0	156	5
Nov 22	@ Bal	W	S	31	22	71.0	259	8.4	2	1	50	2	16	104.1	4	35	8.8	21	0	294	1, 14
Nov 29	@ Ind	W	S	22	13	59.1	221	10.0	1	0	69t	1	1	108.3	2	3	1.5	2	1	224	69, 1r
Dec 6	Cle	L	S	45	29	64.4	389	8.6	3	1	43	3	20	104.8	0	0	-	0	0	389	17, 22, 8
Dec 13	@ Jax	W	S	24	19	79.2	212	8.8	2	0	37t	1	7	131.3	0	0	-	0	0	212	37, 5
Dec 20	Det	W	S	27	21	77.8	273	10.1	3	0	75t	1	5	145.8	3	21	7.0	17t	2	294	75, 17r, 3r, 2, 3
Dec 27	@ GB	L	S	24	11	45.8	121	5.0	1	2	19	2	17	40.5	3	55	18.3	45t	1	176	12, 45r
Jan 3	@ Hou	W	S	27	18	66.7	216	8.0	1	0	52	2	12	103.3	7	38	5.4	11	2	254	4, 5r, 5r
<b>Totals</b>		<b>11-5</b>	<b>16/16</b>	<b>481</b>	<b>315</b>	<b>65.5</b>	<b>3,819</b>	<b>7.9</b>	<b>33</b>	<b>7</b>	<b>75t</b>	<b>24</b>	<b>173</b>	<b>106.5</b>	<b>43</b>	<b>266</b>	<b>6.2</b>	<b>45t</b>	<b>7</b>	<b>4,085</b>	
<b>Playoffs</b>																					
Jan 10	Bal	L	S	26	18	69.2	165	6.3	1	1	35	1	7	83.0	2	6	3.0	4	0	171	
<b>Totals</b>		<b>0-1</b>	<b>1/1</b>	<b>26</b>	<b>18</b>	<b>69.2</b>	<b>165</b>	<b>6.3</b>	<b>1</b>	<b>1</b>	<b>35</b>	<b>1</b>	<b>7</b>	<b>83.0</b>	<b>2</b>	<b>6</b>	<b>3.0</b>	<b>4</b>	<b>0</b>	<b>171</b>	

2021 Tennessee Titans				PASSING											RUSHING					COMBINED RUSH + PASS	
Date	Opp	W/L	P/S	Att	Cmp	Pct	Yds	Yds/Att	TD	Int	Lg	Sk	Lst	Rating	Att	Yds	Avg	Lg	TD	Yards	Touchdowns
Sept 12	Ari	L	S	35	21	60.0	212	6.1	1	1	39	6	56	74.9	2	17	8.5	16	1	229	1r, 13
Sept 19	@ Sea	W	S	40	27	67.5	347	8.7	0	0	51	3	27	94.5	4	27	6.8	19	0	374	
Sept 26	Ind	W	S	27	18	66.7	197	7.3	3	2	26	1	9	94.2	5	56	11.2	28	0	253	6, 18, 10
Oct 3	@ NYJ	L	S	49	30	61.2	298	6.1	1	0	27	7	45	85.2	3	9	3.0	7	0	307	2
Oct 10	@ Jax	W	S	22	14	63.6	197	9.0	1	0	26	3	13	107.6	3	21	7.0	8	0	218	14
Oct 18	Buf	W	S	29	18	62.1	216	7.4	0	1	48	0	0	70.5	2	3	1.5	4t	1	219	4r
Oct 24	KC	W	S	27	21	77.8	270	10.0	1	1	46	1	9	105.2	2	6	3.0	4	1	276	24, 2r
Oct 31	@ Ind	W	S	33	23	69.7	265	8.0	3	2	57t	3	18	98.7	2	26	13.0	13	0	291	6, 57, 5
Nov 7	@ LAR	W	S	27	19	70.4	143	5.3	1	1	16	3	18	79.7	2	3	1.5	2	1	146	2, 1r
Nov 14	NO	W	S	27	19	70.4	213	7.9	1	0	50	2	15	105.9	5	1	0.2	2	1	214	1r, 2
Nov 21	Hou	L	S	52	35	67.3	323	6.2	1	4	46	2	6	58.4	2	3	1.5	3	0	326	18
Nov 28	@ NE	L	S	21	11	52.4	93	4.4	1	1	24	2	8	60.2	5	24	4.8	11	0	117	1
Dec 12	Jax	W	S	31	20	64.5	191	6.2	0	0	24	4	30	81.5	4	29	7.3	17	1	220	5r
Dec 19	@ Pit	L	S	32	23	71.9	153	4.8	0	1	18	4	36	68.9	5	18	3.6	11	1	171	1r
Dec 23	SF	W	S	29	22	75.9	209	7.2	1	0	42	4	21	106.8	3	22	7.3	23	0	231	18
Jan 2	Mia	W	S	18	13	72.2	120	6.7	2	0	28	1	10	127.1	4	7	1.8	5	0	127	1, 15
Jan 9	@ Hou	W	S	32	23	71.9	287	9.0	4	0	36	1	6	138.9	2	-2	-1.0	-1	0	285	5, 14, 4, 3
<b>Totals</b>		<b>12-5</b>	<b>17/17</b>	<b>531</b>	<b>357</b>	<b>67.2</b>	<b>3,734</b>	<b>7.0</b>	<b>21</b>	<b>14</b>	<b>57t</b>	<b>47</b>	<b>327</b>	<b>89.6</b>	<b>55</b>	<b>270</b>	<b>4.9</b>	<b>28</b>	<b>7</b>	<b>4,004</b>	
<b>Playoffs</b>																					
Jan 22	Cin	L	S	24	15	62.5	220	9.2	1	3	41	1	7	66.7	3	12	4.0	8	0	232	33
<b>Totals</b>		<b>0-1</b>	<b>1/1</b>	<b>24</b>	<b>15</b>	<b>62.5</b>	<b>220</b>	<b>9.2</b>	<b>1</b>	<b>3</b>	<b>41</b>	<b>1</b>	<b>7</b>								

## RYAN TANNEHILL'S NFL STATISTICS

REGULAR SEASON			PASSING											RUSHING				
Year	Team	GP/GS	Att	Cmp	Pct	Yds	Yd/Att	TD	INT	Lg	Sk	Yds	Rat	Att	Yds	Avg	Lg	TD
2012	MIA	16/16	484	282	58.3	3,294	6.8	12	13	80t	35	234	76.1	49	211	4.3	31	2
2013	MIA	16/16	588	355	60.4	3,913	6.7	24	17	67	58	399	81.7	40	238	6.0	48	1
2014	MIA	16/16	590	392	66.4	4,045	6.9	27	12	50	46	337	92.8	56	311	5.6	40	1
2015	MIA	16/16	586	363	61.9	4,208	7.2	24	12	54t	45	420	88.7	32	141	4.4	28	1
2016	MIA	13/13	389	261	67.1	2,995	7.7	19	12	74t	29	216	93.5	39	164	4.2	18	1
2017	MIA	0/0	Injured Reserve															
2018	MIA	11/11	274	176	64.2	1,979	7.2	17	9	75t	35	279	92.7	32	145	4.5	20	0
2019	TEN	12/10	286	201	70.3	2,742	9.6	22	6	91t	31	212	117.5	43	185	4.3	25	4
2020	TEN	16/16	481	315	65.5	3,819	7.9	33	7	75t	24	173	106.5	43	266	6.2	45t	7
2021	TEN	17/17	531	357	67.2	3,734	7.0	21	14	57t	47	327	89.6	55	270	4.9	28	7
<b>NFL Totals</b>		<b>133/131</b>	<b>4,209</b>	<b>2,702</b>	<b>64.2</b>	<b>30,729</b>	<b>7.3</b>	<b>199</b>	<b>102</b>	<b>91t</b>	<b>350</b>	<b>2,597</b>	<b>91.7</b>	<b>389</b>	<b>1,931</b>	<b>5.0</b>	<b>48</b>	<b>24</b>

Regular Season Career record as starter: 72-59 (.550); Playoffs: 2-3 (.400)

PLAYOFFS			PASSING											RUSHING				
Year	Team	GP/GS	Att	Cmp	Pct	Yds	Yd/Att	TD	INT	Lg	Sk	Yds	Rat	Att	Yds	Avg	Lg	TD
2019	TEN	3/3	60	36	60.0	369	6.2	5	1	45t	5	40	98.5	13	35	2.7	9	1
2020	TEN	1/1	26	18	69.2	165	6.3	1	1	35	1	7	83.0	2	6	3.0	4	0
2021	TEN	1/1	24	15	62.5	220	9.2	1	3	41	1	7	66.7	3	12	4.0	8	0
<b>NFL Totals</b>		<b>5/5</b>	<b>110</b>	<b>69</b>	<b>62.7</b>	<b>754</b>	<b>6.9</b>	<b>7</b>	<b>5</b>	<b>45t</b>	<b>7</b>	<b>54</b>	<b>85.2</b>	<b>18</b>	<b>53</b>	<b>2.9</b>	<b>9</b>	<b>1</b>

### Single-Game Highs

Attempts - 58 at N.Y. Jets (11/29/15)  
 Completions - 35 (Twice, last vs. Houston 11/21/21)  
 Passing Yards - 431 at Arizona (9/30/12)  
 Touchdown Passes - 4 (Five times, last at Houston 1/9/22)  
 Long Completion - 91t at Oakland (12/8/19)  
 Completion Percentage - 79.3 vs. L.A. Chargers (10/20/19)  
 Passer Rating - 155.3 - vs. Oakland (9/23/18)  
 Rushes - 8 (Twice, last at N.Y. Jets 9/16/18)  
 Rushing Yards - 56 (Twice, last vs. Indianapolis 9/26/21)  
 Long Rush - 48 at Pittsburgh (12/8/13)  
 Rushing Touchdowns - 2 (Three times, last at Houston 1/3/21)

### Additional Statistics

Receptions - 1 for -4 yards (2014), 1 for 9 yards (2015), 1 for 0 yards (2020)  
 Misc. Tackles - 1 (2012), 2 (2013), 3 (2014), 4 (2015), 1 (2018), 2 (2019), 3 (2021)  
 Fumble Recoveries - 1 (2012), 3 (2013), 4 (2014), 5 (2015), 3 (2016), 1 (2019), 3 (2020), 1 (2021)  
 Two-Point Conversions - 1 rush (2019), 1 pass, 1 rush (2020)

### Playoff Single-Game Highs

Attempts - 31 at Kansas City (1/19/20)  
 Completions - 21 at Kansas City (1/19/20)  
 Passing Yards - 220 vs. Cincinnati (1/22/22)  
 Touchdown Passes - 2 (Twice, last at Kansas City 1/19/20)  
 Long Completion - 45t at Baltimore (1/11/20)  
 Rushes - 6 at Baltimore (1/11/20)  
 Rushing Yards - 13 at Baltimore (1/11/20)  
 Long Rush - 9 at Baltimore (1/11/20)  
 Rushing Touchdowns - 1 at Baltimore (1/11/20)

### Additional Career Playoff Statistics

Fumble Recoveries - 1 (2019)  
 Misc. Tackles - 1 (2021)





# 93 TEAIR TART

**DEFENSIVE TACKLE • 6'2" • 304 LBS**

**COLLEGE: FLORIDA INTERNATIONAL • ACQUIRED: FREE AGENT - 2020**

**NFL EXPERIENCE (NFL/TITANS): 3/3 • HOMETOWN: PHILADELPHIA, PA.**

**GAMES PLAYED/GAMES STARTED: 18/11 (PLAYOFFS: 0/0)**



**PRO:** The Titans signed Teair Tart (first name pronounced "tee-AIR") as a rookie free agent following the 2020 NFL Draft. In his first two NFL seasons, he participated in 18 games with 11 starts. Prior to entering the NFL, the 6-foot-2-inch, 304-pounder appeared in 23 games with 10 starts over two seasons at Florida International (2018-19), where he totaled 51 tackles, 19.0 tackles for loss, six sacks, one pass defended, five quarterback pressures and two forced fumbles.

#### TITANS TIDBITS:

- Tart traveled an unlikely road to the NFL. He played two years of high school basketball in his hometown of Philadelphia, Pa., at Palmer Leadership Learning Partners Charter School—a school that did not have a football program. Prior to his junior year, West Philadelphia High School's defensive coordinator, Karl Patrick, saw Tart playing in a basketball tournament and eventually convinced him to transfer and begin playing football for the first time in his life. Two years later, Tart continued his football career at ASA College in New York but left six games into his first season after an older brother, Rasheed Spencer, was tragically killed in a motorcycle accident. Time passed, and Tart headed to Valley Forge (Pa.) Military Academy, followed by stops at East Mississippi Community College and Ellsworth (Iowa) Community College before finding a home for his final two collegiate campaigns at Florida International.
- Tart is the second youngest of 11 children in his family.

#### CAREER TRANSACTIONS:

- The Philadelphia, Pa., native was signed by the Titans as a rookie free agent on May 7, 2020.
- Waived by the Titans on Sept. 5, 2020 and signed to the practice squad a day later.
- Signed by the Titans to their active roster from the practice squad on Nov. 7, 2020.

#### SEASON RECAPS:

**2021 (11/10, 0/0):** Saw action in 11 games with 10 starts at nose tackle and registered 16 tackles, including three quarterback pressures and two stops for loss. Was inactive for six regular season games and the postseason contest.

- At Seattle (9/19), started at nose tackle and posted two tackles. Teamed with David Long Jr. to stonewall Chris Carson for a one-yard loss on a rush off right tackle in the third quarter.
- Against Indianapolis (9/26), started at nose tackle and tallied a tackle with a quarterback pressure.
- At N.Y. Jets (10/3), started at nose tackle and notched two tackles, including a stop for loss and a quarterback pressure. Stuffed Tevin Coleman for a one-yard loss on a rush off left tackle late in the second quarter.
- At Jacksonville (10/10), started at nose tackle. Shot through the line and disrupted Carlos Hyde resulting in a three-yard loss on a fourth-and-goal rush from the one-yard line in the fourth quarter.
- At L.A. Rams (11/7), started at nose tackle and tallied two tackles. Combined with Nick Dzubnar to stuff Sony Michel for no gain on a rush up the middle late in the fourth quarter.
- Against Houston (11/21), started at nose tackle and totaled three tackles, including a stop for loss and a quarterback pressure. Stonewalled David Johnson for a three-yard loss on a rush up the middle in the second stanza. Teamed with Jayon Brown to stuff Rex Burkhead for no gain on a rush up the middle in the third quarter.
- Against San Francisco (12/23), returned to the lineup as a starter at defensive end after missing three games.

**2020 (7/1, 0/0):** Played in seven games with one start at defensive end as a rookie and registered five tackles, two quarterback pressures, a stop for loss and a pass defended. Was suspended by the league for one contest. Missed two games, including the postseason contest while on the reserve/COVID-19 list. Spent the first seven weeks of the season on the team's practice squad. Tied for the team lead in passes defended once in 2020 (vs. IND). Made his NFL debut against Chicago (11/8/20). Made his first career NFL start on the defensive front at Green Bay (12/27/20).

- Against Chicago (11/8), saw action in his first NFL contest as a reserve at defensive tackle and tallied a quarterback pressure.
- Against Indianapolis (11/12), played as a reserve at defensive tackle and collected a pass defended. Tipped a pass intended for Nyheim Hines at the line of scrimmage in the second quarter.
- At Indianapolis (11/29), played as a reserve at defensive tackle and recorded a tackle and a quarterback pressure. Shot through the line and dropped Nyheim Hines for no gain on a rush off right tackle in the fourth quarter.
- Against Detroit (12/20), played as a reserve on the defensive front and produced a tackle for loss. Stuffed Matthew Stafford for a one-yard loss after a botched shotgun snap in the fourth quarter.
- At Green Bay (12/27), made his first career NFL start at defensive end and registered two tackles. Combined with Matt Dickerson to stop Aaron Jones for no gain on a rush off right guard in the third stanza.

#### COLLEGE:

- Appeared in 23 games with 10 starts over two seasons at Florida International and totaled 51 tackles, 19.0 tackles for loss, six sacks, one pass defended, five quarterback pressures and two forced fumbles. Played at Ellsworth (Iowa) Community College in 2017 and ASA (N.Y.) College in 2016.
- As a senior (2019), appeared in 11 games and made eight starts. Tallied 32 tackles, a team-leading 12.0 tackles for loss, two sacks and one forced fumble.
- As a junior (2018), saw action in 12 games and made two starts. Posted 19 tackles, a team-high-tying seven tackles for loss, a team-leading four sacks, one pass defended and one forced fumble.
- As a sophomore (2017), appeared in two games for Ellsworth (Iowa) Community College and tallied five tackles, two tackles for loss and a sack.
- As a freshman (2016), saw action in six games for ASA (N.Y.) College and amassed 12 tackles, 7.5 tackles for loss and five sacks.
- Graduated from Florida International in December 2019 with a degree in liberal studies.

#### PERSONAL:

- Attended West Philadelphia (Pa.) High School where he was a first team All-Public and second team Daily News All-City Selection in 2014.
- Played offensive and defensive line and helped guide his team to its first PIAA 3A title.
- Son of Louise and Gary Spencer.
- Follow Tart on Instagram @teair215 and on Twitter @speedboy\_te715.
- Born Teair Tart on Feb. 28, 1997 in Philadelphia, Pa.

## TEAIR TART'S GAME-BY-GAME

### 2020 Tennessee Titans

Date	Opp	W/L	P/S	Tot Solo	Asst	Sk	- Yds	QBP	TFL	Int - Yds	-TD	PD	FF	FR - Yds	SpT
Sept 14	@ Den	W	PS												
Sept 20	Jax	W	PS												
Sept 27	@ Min	W	PS												
Oct 13	Buf	W	PS												
Oct 18	Hou	W	PS												
Oct 25	Pit	L	PS												
Nov 1	@ Cin	L	PS												
Nov 8	Chi	W	p	0	0	0	0.0	0.0	1	0	0	0	0	0	0
Nov 12	Ind	L	p	0	0	0	0.0	0.0	0	0	0	0	1	0	0
Nov 22	@ Bal	W	p	1	0	1	0.0	0.0	0	0	0	0	0	0	0
Nov 29	@ Ind	W	p	1	1	0	0.0	0.0	1	0	0	0	0	0	0
Dec 6	Cle	L	p	0	0	0	0.0	0.0	0	0	0	0	0	0	0
Dec 13	@ Jax	WSUS													
Dec 20	Det	W	p	1	1	0	0.0	0.0	0	1	0	0	0	0	0
Dec 27	@ GB	L	S	2	0	2	0.0	0.0	0	0	0	0	0	0	0
Jan 3	@ Hou	W	R/C												
<b>Totals</b>			<b>11-5</b>	<b>7/1</b>	<b>5</b>	<b>2</b>	<b>3</b>	<b>0.0</b>	<b>0.0</b>	<b>2</b>	<b>1</b>	<b>0</b>	<b>0</b>	<b>1</b>	<b>0</b>
<b>Playoffs</b>															
Jan 10	Bal	L	R/C												
<b>Totals</b>			<b>0-1</b>	<b>0/0</b>	<b>0</b>	<b>0</b>	<b>0</b>	<b>0.0</b>	<b>0.0</b>	<b>0</b>	<b>0</b>	<b>0</b>	<b>0</b>	<b>0</b>	<b>0</b>

### 2021 Tennessee Titans

Date	Opp	W/L	P/S	Tot Solo	Asst	Sk	- Yds	QBP	TFL	Int - Yds	-TD	PD	FF	FR - Yds	SpT
Sept 12	Ari	L	S	2	1	1	0.0	0.0	0	0	0	0	0	0	0
Sept 19	@ Sea	W	S	2	0	2	0.0	0.0	0	0	0	0	0	0	0
Sept 26	Ind	W	S	1	0	1	0.0	0.0	1	0	0	0	0	0	0
Oct 3	@ NYJ	L	S	2	2	0	0.0	0.0	0	1	0	0	0	0	0
Oct 10	@ Jax	W	S	0	0	0	0.0	0.0	0	0	0	0	0	0	0
Oct 18	Buf	W	S	1	1	0	0.0	0.0	1	0	0	0	0	0	0
Oct 24	KC	W	S	2	2	0	0.0	0.0	0	0	0	0	0	0	0
Oct 31	@ Ind	W	IA												
Nov 7	@ LAR	W	S	2	1	1	0.0	0.0	0	0	0	0	0	0	0
Nov 14	NO	W	IA												
Nov 21	Hou	L	S	3	3	0	0.0	0.0	1	1	0	0	0	0	0
Nov 28	@ NE	L	IA												
Dec 12	Jax	W	IA												
Dec 19	@ Pit	L	IA												
Dec 23	SF	W	S	0	0	0	0.0	0.0	0	0	0	0	0	0	0
Jan 2	Mia	W	p	1	0	1	0.0	0.0	0	0	0	0	0	0	0
Jan 9	@ Hou	W	IA												
<b>Totals</b>			<b>12-5</b>	<b>11/10</b>	<b>16</b>	<b>10</b>	<b>6</b>	<b>0.0</b>	<b>0.0</b>	<b>3</b>	<b>2</b>	<b>0</b>	<b>0</b>	<b>0</b>	<b>0</b>
<b>Playoffs</b>															
Jan 22	Cin	L	IA												
<b>Totals</b>			<b>0-1</b>	<b>0/0</b>	<b>0</b>	<b>0</b>	<b>0</b>	<b>0.0</b>	<b>0.0</b>	<b>0</b>	<b>0</b>	<b>0</b>	<b>0</b>	<b>0</b>	<b>0</b>

## TEAIR TART'S NFL STATISTICS

### REGULAR SEASON

Year	Team	GP	GS	TACKLES							INTERCEPTIONS					FUMBLES			
				Tot	Solo	Asst	Sk	Yds	QBP	TFL	No	Yds	Lg	TD	PD	FF	FR	Yds	SpT
2020	Tennessee	7	1	5	2	3	0.0	0.0	2	1	0	0	0	0	1	0	0	0	0
2021	Tennessee	11	10	16	10	6	0.0	0.0	3	2	0	0	0	0	0	0	0	0	0
<b>NFL Totals</b>		<b>18</b>	<b>11</b>	<b>21</b>	<b>12</b>	<b>9</b>	<b>0.0</b>	<b>0.0</b>	<b>5</b>	<b>3</b>	<b>0</b>	<b>0</b>	<b>0</b>	<b>1</b>	<b>0</b>	<b>0</b>	<b>0</b>	<b>0</b>	<b>0</b>

### PLAYOFFS

Year	Team	GP	GS	TACKLES							INTERCEPTIONS					FUMBLES			
				Tot	Solo	Asst	Sk	Yds	QBP	TFL	No	Yds	Lg	TD	PD	FF	FR	Yds	SpT
2020	Tennessee	0	0	0	0	0	0.0	0.0	0	0	0	0	0	0	0	0	0	0	0
2021	Tennessee	0	0	0	0	0	0.0	0.0	0	0	0	0	0	0	0	0	0	0	0
<b>NFL Totals</b>		<b>0</b>	<b>0</b>	<b>0</b>	<b>0</b>	<b>0</b>	<b>0.0</b>	<b>0.0</b>	<b>0</b>	<b>0</b>	<b>0</b>	<b>0</b>	<b>0</b>	<b>0</b>	<b>0</b>	<b>0</b>	<b>0</b>	<b>0</b>	<b>0</b>

### Single-Game Highs

- Tackles - 3 vs. Houston (11/21/21)
- Tackles For Loss - 1 (Three times, last vs. Houston 11/21/21)
- Quarterback Pressures - 1 (Five times, last vs. Houston (11/21/21)
- Passes Defensed - 1 vs. Indianapolis (11/12/20)



# 95 DEMARCUS WALKER

**DEFENSIVE LINEMAN • 6'4" • 280 LBS • COLLEGE: FLORIDA STATE**  
**ACQUIRED: FREE AGENT - 2022 • NFL EXPERIENCE (NFL/TITANS): 6/1**  
**HOMETOWN: JACKSONVILLE, FLA.**  
**GAMES PLAYED/GAMES STARTED: 49/7 (PLAYOFFS: 0/0)**



**PRO:** The Titans signed free agent DeMarcus Walker during the 2022 offseason to add depth and experience to the defensive line rotation. The 6-foot-4-inch, 280-pounder arrived in Tennessee with 49 games of experience with the Denver Broncos (2017-20) and Houston Texans (2021). Walker's career totals include 52 tackles, 12.5 sacks, 23 quarterback hits and two forced fumbles. The Jacksonville, Fla., native was originally drafted by the Broncos in the second round (51st overall) of the 2017 NFL Draft. Walker was named a consensus All-American and the ACC Defensive Player of the Year as a senior at Florida State (2016).

#### CAREER HIGHLIGHTS:

- In 2021, Walker tallied a career-high 31 tackles and seven quarterback hits in his lone season for the Texans. He also notched one forced fumble for the second consecutive season.
- In 2020, Walker logged a career-best 4.5 sacks in 13 games played with four starts for the Broncos.

#### TITANS TIDBITS:

- Walker has been open about his struggles with stuttering his speech. During his time in Denver, he used My Cause My Cleats to raise awareness for the Stutter Program at Colorado Children's Hospital.
- Walker has returned to his former schools, Sandalwood High School and Rufus E. Payne Elementary School, in Jacksonville, Fla., to speak to students about his experiences growing up in the area.

#### CAREER TRANSACTIONS:

- The Jacksonville, Fla., native was originally drafted by the Denver Broncos in the second round (51st overall) of the 2017 NFL Draft.
- Signed by the Houston Texans as a free agent on April 16, 2021.
- Signed by the Titans as an unrestricted free agent on May 16, 2022.

#### SEASON RECAPS:

**2021 (13/2 - Houston):** Saw action in 13 games with two starts and registered a career-high 31 tackles, two sacks, seven quarterback hits, four tackles for loss, one pass defended and one forced fumble. Was inactive for one game and missed three contests while on the reserve lists.

- At Arizona (10/24), tallied four tackles, one 14-yard sack, one quarterback hit and two tackles for loss.
- Against Los Angeles Chargers, started at defensive end and amassed two tackles and one forced fumble.

**2020 (13/4 - Denver):** Appeared in 13 games and made four starts. Posted 18 tackles, a career-best 4.5 sacks, five quarterback hits, three tackles for loss and one forced fumble. Dressed but did not play in three contests.

- At Atlanta (11/8), started at defensive end and tallied two tackles, one sack, one quarterback hit and one tackle for loss.
- Against Miami (11/22), started at defensive end and posted two tackles, one half sack and one quarterback hit.
- Against New Orleans (11/29), started at defensive end and registered two sacks, marking the second multi-sack game of his career. Added three tackles, one quarterback hit, one tackle for loss and one forced fumble.
- At Carolina (12/13), recorded one tackle, one eight-yard sack, one quarterback hit and one tackle for loss.

**2019 (10/1 - Denver):** Played in 10 games and made one start. Notched 22 tackles, four sacks, five quarterback hits, a career-high five tackles for loss and one pass defended. Was inactive for six contests.

- Against Jacksonville (9/29), logged his first career start at defensive end and amassed four tackles, one sack, one quarterback hit and one tackle for

loss.

- At Tennessee (10/13), recorded his first career multi-sack game with two sacks for 18 yards. Added four tackles, two quarterback hits and two tackles for loss.
- Against Kansas City (10/17), posted a single-game career-best five tackles, one sack, one quarterback hit and one tackle for loss. It was the first time he tallied sacks in consecutive contests.

**2018 (3/0 - Denver):** Saw action in three games and logged four tackles, one sack, one quarterback hit, one tackle for loss and one fumble recovery. Was inactive for 13 contests.

- At Arizona (10/18), notched one tackle and one fumble recovery that set up a touchdown.
- Against Houston (11/4), registered three tackles, one sack, one quarterback hit and one tackle for loss.

**2017 (10/0 - Denver):** Appeared in 10 games and posted seven tackles, one sack and five quarterback hits. Was inactive for six contests.

- Against Kansas City (12/31), registered a season-high three tackles, his first career sack for seven yards, two quarterback hits and one tackle for loss.

#### COLLEGE:

• Played in 52 games with 40 starts over four seasons at Florida State (2013-16) and totaled 182 tackles, 28.5 sacks, 45 tackles for loss, seven passes defended, one interception, eight forced fumbles, two fumble recoveries and two blocked kicks.

• As a senior (2016), started all 13 games and recorded career-best marks with 68 tackles, 16 sacks, 21.5 tackles for loss and two fumble recoveries. Added two passes defended, three forced fumbles and one blocked extra point attempt. His 16 sacks were the second-highest in the nation and third-most in a single season in program history. Was a consensus All-American, named the ACC Defensive Player of the Year, and earned first-team All-ACC honors. Was a finalist for the Hendrick's Award, and a semifinalist for the Lombardi Award.

• As a junior (2015), started all 13 games and notched 58 tackles, 10.5 sacks, 15.5 tackles for loss, a career-best five passes defended, one interception, a career-high four forced fumbles and blocked one field goal. Earned second-team All-ACC honors from the media and third-team All-ACC accolades from the league's coaches. Named a permanent team captain and co-defensive MVP.

• As a sophomore (2014), appeared in 14 games with 11 starts and posted 38 tackles, one sack, six tackles for loss and one forced fumble.

• As a freshman (2013), saw action in 12 games with three starts and amassed 18 tackles, one sack and two tackles for loss.

- Majored in social science at Florida State.

#### PERSONAL:

• Attended Sandalwood (Fla.) High School where he was a consensus four-star recruit.

• Earned second-team all-state honors by Associated Press as a senior in 2012.

• Named first team all-state by Associated Press and first team all-area by the Florida Times-Union as a junior in 2011 after registering 14 sacks and 24 tackles for loss.

• Son of Cynthia Anthony.

• Follow Walker on Instagram and Twitter @livinglegend\_44.

• Born DeMarcus Walker on Sept. 30, 1994 in Jacksonville, Fla.

## DEMARCUS WALKER'S GAME-BY-GAME

### 2017 Denver Broncos

Date	Opp	W/L	P/S	Tot Solo	Asst	Sk	- Yds	QBP	TFL	Int - Yds	-TD	PD	FF	FR - Yds	SpT
Sept 11	LAC	W	p	0	0	0	0.0	0.0	0	0	0	0	0	0	0
Sept 17	Dal	W	p	0	0	0	0.0	0.0	0	0	0	0	0	0	0
Sept 24	@ Buf	L	p	0	0	0	0.0	0.0	1	0	0	0	0	0	0
Oct 1	Oak	W	p	0	0	0	0.0	0.0	0	0	0	0	0	0	0
Oct 15	NYG	L	p	1	1	0	0.0	0.0	0	0	0	0	0	0	0
Oct 22	@ LAC	L	p	1	1	0	0.0	0.0	0	0	0	0	0	0	0
Oct 30	@ KC	L	IA												
Nov 5	@ Phi	L	IA												
Nov 12	NE	L	IA												
Nov 19	Cin	L	IA												
Nov 26	@ Oak	L	IA												
Dec 3	@ Mia	L	p	1	1	0	0.0	0.0	0	0	0	0	0	0	0
Dec 10	NYJ	W	p	1	1	0	0.0	0.0	1	0	0	0	0	0	0
Dec 14	@ Ind	W	IA												
Dec 24	@ Was	L	p	0	0	0	0.0	0.0	1	0	0	0	0	0	0
Dec 31	KC	L	p	3	3	0	1.0	7.0	2	1	0	0	0	0	0
<b>Totals</b>			<b>5-11</b>	<b>10/0</b>	<b>7</b>	<b>7</b>	<b>0</b>	<b>1.0</b>	<b>7.0</b>	<b>5</b>	<b>1</b>	<b>0</b>	<b>0</b>	<b>0</b>	<b>0</b>

### 2018 Denver Broncos

Date	Opp	W/L	P/S	Tot Solo	Asst	Sk	- Yds	QBP	TFL	Int - Yds	-TD	PD	FF	FR - Yds	SpT
Sept 9	Sea	W	IA												
Sept 16	Oak	W	IA												
Sept 23	@ Bal	L	IA												
Oct 1	KC	L	IA												
Oct 7	@ NYJ	L	IA												
Oct 14	LAR	L	IA												
Oct 18	@ Ari	W	p	1	0	1	0.0	0.0	0	0	0	0	0	0	0
Oct 28	@ KC	L	p	0	0	0	0.0	0.0	0	0	0	0	0	0	0
Nov 4	Hou	L	p	3	2	1	1.0	6.0	1	1	0	0	0	0	0
Nov 18	@ LAC	W	IA												
Nov 25	Pit	W	IA												
Dec 2	@ Cin	W	IA												
Dec 9	@ SF	L	IA												
Dec 15	Cle	L	IA												
Dec 24	@ Oak	L	IA												
Dec 30	LAC	L	IA												
<b>Totals</b>			<b>6-10</b>	<b>3/0</b>	<b>4</b>	<b>2</b>	<b>2</b>	<b>1.0</b>	<b>6.0</b>	<b>1</b>	<b>1</b>	<b>0</b>	<b>0</b>	<b>0</b>	<b>0</b>

### 2019 Denver Broncos

Date	Opp	W/L	P/S	Tot Solo	Asst	Sk	- Yds	QBP	TFL	Int - Yds	-TD	PD	FF	FR - Yds	SpT
Sept 9	@ Oak	L	p	1	0	1	0.0	0.0	0	0	0	0	0	0	0
Sept 15	Chi	L	p	1	0	1	0.0	0.0	0	0	0	0	1	0	0
Sept 22	@ GB	L	p	0	0	0	0.0	0.0	0	0	0	0	0	0	0
Sept 29	Jax	L	S	4	3	1	1.0	4.0	1	1	0	0	0	0	0
Oct 6	@ LAC	W	p	2	2	0	0.0	0.0	0	1	0	0	0	0	0
Oct 13	Ten	W	p	4	3	1	2.0	18.0	2	2	0	0	0	0	0
Oct 17	KC	L	p	5	3	2	1.0	2.0	1	1	0	0	0	0	0
Oct 27	@ Ind	L	p	1	1	0	0.0	0.0	0	0	0	0	0	0	0
Nov 3	Cle	W	IA												
Nov 17	@ Min	L	IA												
Nov 24	@ Buf	L	IA												
Dec 1	LAC	W	IA												
Dec 8	@ Hou	W	p	1	1	0	0.0	0.0	1	0	0	0	0	0	0
Dec 15	@ KC	L	IA												
Dec 22	Det	W	IA												
Dec 29	Oak	W	p	3	0	3	0.0	0.0	0	0	0	0	0	0	0
<b>Totals</b>			<b>7-9</b>	<b>10/1</b>	<b>22</b>	<b>13</b>	<b>9</b>	<b>4.0</b>	<b>24.0</b>	<b>5</b>	<b>5</b>	<b>0</b>	<b>0</b>	<b>1</b>	<b>0</b>

### 2020 Denver Broncos

Date	Opp	W/L	P/S	Tot Solo	Asst	Sk	- Yds	QBP	TFL	Int - Yds	-TD	PD	FF	FR - Yds	SpT
Sept 14	Ten	L	p	0	0	0	0.0	0.0	0	0	0	0	0	0	0
Sept 20	@ Pit	L	p	0	0	0	0.0	0.0	0	0	0	0	0	0	0
Sept 27	TB	L	DNP												
Oct 1	@ NYJ	W	DNP												
Oct 18	@ NE	W	DNP												
Oct 25	KC	L	p	2	1	1	0.0	0.0	0	0	0	0	0	0	0
Nov 1	LAC	W	p	2	2	0	0.0	0.0	0	0	0	0	0	0	0
Nov 8	@ Atl	L	S	2	2	0	1.0	6.0	1	1	0	0	0	0	0
Nov 15	@ Oak	L	p	1	0	1	0.0	0.0	0	0	0	0	0	0	0
Nov 22	Mia	W	S	2	0	2	0.5	4.5	1	0	0	0	0	0	0
Nov 29	NO	L	S	3	2	1	2.0	10.0	1	1	0	0	0	1	0
Dec 6	@ KC	L	p	2	0	2	0.0	0.0	0	0	0	0	0	0	0
Dec 13	@ Car	W	p	1	1	0	1.0	8.0	1	1	0	0	0	0	0
Dec 19	Buf	L	p	1	1	0	0.0	0.0	0	0	0	0	0	0	0
Dec 27	@ LAC	L	p	1	0	1	0	0	0	0	0	0	0	0	0
Jan 3	Oak	L	S	1	0	1	0.0	0.0	1	0	0	0	0	0	0
<b>Totals</b>			<b>5-11</b>	<b>13/4</b>	<b>18</b>	<b>9</b>	<b>9</b>	<b>4.5</b>	<b>28.5</b>	<b>5</b>	<b>3</b>	<b>0</b>	<b>0</b>	<b>0</b>	<b>0</b>

### 2021 Houston Texans

Date	Opp	W/L	P/S	Tot Solo	Asst	Sk	- Yds	QBP	TFL	Int - Yds	-TD	PD	FF	FR - Yds	SpT
Sept 12	Jax	W	p	1	0	1	0.0	0.0	1	0	0	0	0	0	0
Sept 19	@ Cle	L	IA												
Sept 23	Car	L	p	2	1	1	0.0	0.0	1	0	0	0	0	0	0
Oct 3	@ Buf	L	p	4	4	0	0.0	0.0	0	0	0	0	0	0	0
Oct 10	NE	L	p	2	2	0	0.0	0.0	0	0	0	0	0	0	0
Oct 17	@ Ind	L	p	3	1	2	0.0	0.0	1	1	0	0	0	0	0
Oct 24	@ Ari	L	p	4	4	0	1.0	14.0	1	2	0	0	0	0	0
Oct 31	LAR	L	p	3	1	2	0.0	0.0	1	0	0	0	0	0	0
Nov 7	@ Mia	L	p	1	0	1	0.0	0.0	0	0	0	0	0	0	0
Nov 21	@ Ten	W	S	1	0	1	0.0	0.0	1	0	0	0	0	0	0
Nov 28	NYJ	L	p	2	1	1	1.0	3.0	0	1	0	0	0	0	0
Dec 5	Ind	L	IR												
Dec 12	Sea	L	IR												
Dec 19	@ Jax	W	R/C												
Dec 26	LAC	W	S	2	1	1	0.0	0.0	0	0	0	0	0	1	0
Jan 2	@ SF	L	p	2	2	0	0.0	0.0	0	0	0	0	0	0	0
Jan 9	Ten	L	p	4	4	0	0.0	0.0	1	0	0	0	1	0	0
<b>Totals</b>			<b>4-13</b>	<b>13/2</b>	<b>31</b>	<b>21</b>	<b>10</b>	<b>2.0</b>	<b>17.0</b>	<b>7</b>	<b>4</b>	<b>0</b>	<b>0</b>	<b>1</b>	<b>0</b>

## DEMARCUS WALKER'S NFL STATISTICS

REGULAR SEASON		TACKLES									INTERCEPTIONS					FUMBLES			
Year	Team	GP	GS	Tot	Solo	Asst	Sk	Yds	QBP	TFL	No	Yds	Lg	TD	PD	FF	FR	Yds	SpT
2017	Denver	10	0	7	7	0	1.0	7.0	5	1	0	0	-	0	0	0	0	-	0
2018	Denver	3	0	4	2	2	1.0	6.0	1	1	0	0	-	0	0	0	1	0	0
2019	Denver	10	1	22	13	9	4.0	24.0	5	5	0	0	-	0	1	0	0	-	0
2020	Denver	13	4	18	9	9	4.5	28.5	5	3	0	0	-	0	0	1	0	-	0
2021	Houston	13	2	31	21	10	2.0	17.0	7	4	0	0	-	0	1	1	0	-	0
<b>NFL Totals</b>		<b>49</b>	<b>7</b>	<b>82</b>	<b>52</b>	<b>30</b>	<b>12.5</b>	<b>82.5</b>	<b>23</b>	<b>14</b>	<b>0</b>	<b>0</b>	<b>-</b>	<b>0</b>	<b>2</b>	<b>2</b>	<b>1</b>	<b>0</b>	<b>0</b>

### Single-Game Highs

Tackles - 5 vs. Kansas City (10/17/19)  
 Sacks - 2 (Twice, last vs. New Orleans 11/29/20)  
 Pass Defensed - 1 (Twice, last vs. Tennessee 1/9/22)

Tackles For Loss - 2 (Twice, last at Arizona 10/24/21)  
 Forced Fumbles - 1 (Twice, last vs. L.A. Chargers 12/26/21)  
 Fumble Recoveries - 1 at Arizona (10/18/18)





# 99 RASHAD WEAVER

**OUTSIDE LINEBACKER • 6'4" • 259 LBS • COLLEGE: PITTSBURGH**  
**ACQUIRED: 4TH ROUND - 2021 • NFL EXPERIENCE (NFL/TITANS): 2/2**  
**HOMETOWN: FORT LAUDERDALE, FLA.**  
**GAMES PLAYED/GAMES STARTED: 2/0 (PLAYOFFS: 0/0)**



**PRO:** The Titans selected Rashad Weaver in the fourth round of the 2021 NFL Draft. The 6-foot-4-inch, 259-pound defender missed the majority of his rookie campaign after suffering a season-ending injury in the third game of the season. The University of Pittsburgh product is capable of causing disruption in both the run and pass game, and displays a high motor and good length at the position. The Fort Lauderdale, Fla., native was a consensus All-American, a Bednarik Award semifinalist, and earned first-team All-ACC honors as a senior with the Panthers in 2020 after totaling 35 tackles, 14.5 tackles for loss, 7.5 sacks, 12 quarterback pressures, three forced fumbles and a fumble recovery in nine games.

#### CAREER HIGHLIGHTS:

- In 2020, Weaver was named a consensus All-American after garnering first-team All-America honors from four of the NCAA's recognized selectors: Associated Press, American Football Coaches Association, Football Writers Association of America and Walter Camp Football Foundation. He was the 52nd consensus All-American in school history and the first Pitt defensive player to earn that distinction since Aaron Donald in 2013.
- As a senior in 2020, Weaver was a Bednarik Award semifinalist, earned All-ACC honors, and was awarded first-team All-America recognition by CBS Sports, ESPN, Phil Steele and Pro Football Focus after tallying 35 tackles, 14.5 tackles for loss, 7.5 sacks, three forced fumbles and a fumble recovery in nine games.
- In 2018, Weaver led Pitt in sacks (6.5), tackles for loss (14), and fumble recoveries (three). He tied for the ACC lead and ranked sixth nationally in fumble recoveries.

#### TITANS TIDBITS:

- Prior to being drafted by the Titans, Weaver was introduced to future teammate and fellow pass rusher Bud Dupree. The pair share a financial advisor and were able to form a relationship in Arizona while training at the same facility and discussed ACL recovery.
- Weaver lists rehabbing a torn ACL during the pandemic as the biggest challenge he has had to overcome in his football career. He worked on 'staying focused even not knowing if there was going to be a season and even just finding locations to do my rehab work when everything shut down.'
- He was a member of Pitt's prestigious Blue & Gold Society, an undergraduate organization composed of top students who serve as ambassadors for the university and Pitt Alumni Association.
- Prior to the NFL Draft, Weaver trained in the martial art of Krav Maga.
- Weaver's grandmother has battled multiple sclerosis since he was in a middle school.
- While at Pitt, Weaver participated in the Leukemia & Lymphoma Society's Race to Anyplace Fundraiser with the same girl, Lili, for three consecutive years. Weaver and Lili struck up a friendship and are frequently in touch.
- Weaver and his best friend started a clothing line called Dreams to Reality which can be found on Instagram @d2r.shop.
- Weaver grew up in Indiana but moved to Florida prior to his sophomore year of high school. He wore No. 17 because he played quarterback and wanted a number right before Peyton Manning's No. 18. Weaver circled back to No. 17 in college, and 'I thought it was a cool number for an edge rusher.'

#### CAREER TRANSACTIONS:

- The Fort Lauderdale, Fla., native was selected by the Titans in the fourth round (135th overall) of the 2021 NFL Draft.

#### SEASON RECAPS:

**2021 (2/0):** Played in two games as a reserve as a rookie and collected two tackles. Placed on injured reserve on Sept. 28 and missed the final 14 regular season games and the postseason contest. Was inactive for the season opener. Made his NFL debut at Seattle (9/19/21).

- Against Arizona (9/12), was inactive.
- At Seattle (9/19), saw action in his first NFL contest as a reserve on special teams and limited snaps at outside linebacker.
- Against Indianapolis (9/26), played as a reserve at outside linebacker and tallied two tackles before leaving the game late in the third quarter with an injury. Combined with Rashaan Evans to stonewall Jonathan Taylor for a one-yard loss on a rush off left guard late in the first quarter.

#### COLLEGE:

- In four seasons at Pittsburgh (2017-20), Weaver appeared in 35 games with 28 starts. He tallied 110 tackles, 34.5 tackles for loss, 17.0 sacks, nine passes defended, 28 quarterback pressures, five forced fumbles and four fumble recoveries.
- As a senior (2020), started nine games and totaled 35 tackles, 14.5 tackles for loss, 7.5 sacks, 12 quarterback pressures, two passes defended, three forced fumbles and one fumble recovery. Named a consensus All-American after garnering first-team All-America honors from four of the NCAA's recognized selectors: Associated Press, American Football Coaches Association, Football Writers Association of America and Walter Camp Football Foundation. Also earned first-team All-America recognition by CBS Sports, ESPN, Phil Steele and Pro Football Focus. Awarded first team All-ACC honors and was a semifinalist for the Bednarik Award.
- As a junior (2019), suffered a season-ending injury during training camp.
- As a sophomore (2018), started all 14 games at defensive end and amassed 47 tackles, 14.0 tackles for loss, 6.5 sacks, 10 quarterback pressures, four passes defended, two forced fumbles and three fumble recoveries. Led the team in tackles for loss, sacks, and fumble recoveries. Tied for the ACC lead and ranked sixth nationally in fumble recoveries.
- As a redshirt freshman (2017), saw action in all 12 games and made five starts. Tallied 28 tackles, six tackles for loss, three sacks, six quarterback pressures and three passes defended.
- Redshirted in 2016.
- Graduated from Pittsburgh in 2020 with a degree in finance and business information systems.

#### PERSONAL:

- Attended Cooper City (Fla.) High School where he was a two-way player at defensive end and tight end and an all-county selection. Compiled 65 tackles, seven sacks, one pick-six, six passes defended, two forced fumbles, two blocked field goals and two blocked punts.
- Selected to play in the Broward County All-Star Classic and the Florida Athletic Coaches Association North vs. South All-Star Classic.
- Also participated in basketball and was a three-year starter. He played center and power forward.
- Son of Autumn DeLaPorte and Nevin Weaver.
- Has two sisters.
- Follow Weaver on Twitter and Instagram @RashadWeaver.
- Born Rashad Capone Weaver on Nov. 10, 1997 in Marion, Ind.

## RASHAD WEAVER'S GAME-BY-GAME

### 2021 Tennessee Titans

Date	Opp	W/L	P/S	Tot	Solo	Asst	Sk	- Yds	QBP	TFL	Int	-Yds	-TD	PD	FF	FR	- Yds	SpT	
Sept 12	Ari	L	IA																
Sept 19	@ Sea	W	p	0	0	0	0.0	0.0	0	0	0	0	0	0	0	0	0	0	0
Sept 26	Ind	W	p	2	0	2	0.0	0.0	0	0	0	0	0	0	0	0	0	0	0
Oct 3	@ NYJ																		
Placed on injured reserve on Sept. 28, 2021																			
Oct 10	@ Jax																		
Oct 18	Buf																		
Oct 24	KC																		
Oct 31	@ Ind																		
Nov 7	@ LAR																		
Nov 14	NO																		
Nov 21	Hou																		

Nov 28	@ NE																		
Dec 12	Jax																		
Dec 19	@ Pit																		
Dec 23	SF																		
Jan 2	Mia																		
Jan 9	@ Hou																		
<b>Totals</b>				2-1	2/0	2	0	2	0.0	0.0	0	0	0	0	0	0	0	0	0

## RASHAD WEAVER'S NFL STATISTICS

REGULAR SEASON		TACKLES									INTERCEPTIONS					FUMBLES			
Year	Team	GP	GS	Tot	Solo	Asst	Sk	Yds	QBP	TFL	No	Yds	Lg	TD	PD	FF	FR	Yds	SpT
2021	Tennessee	2	0	2	0	2	0.0	0.0	0	0	0	0	0	0	0	0	0	0	0
<b>NFL Totals</b>		<b>2</b>	<b>0</b>	<b>2</b>	<b>0</b>	<b>2</b>	<b>0.0</b>	<b>0.0</b>	<b>0</b>	<b>0</b>	<b>0</b>	<b>0</b>	<b>0</b>	<b>0</b>	<b>0</b>	<b>0</b>	<b>0</b>	<b>0</b>	<b>0</b>

### Single-Game Highs

Tackles - 2 vs. Indianapolis (9/26/21)



# 15 NICK WESTBROOK-IKHINE

**WIDE RECEIVER • 6'2" • 211 LBS • COLLEGE: INDIANA**  
**ACQUIRED: FREE AGENT - 2020 • NFL EXPERIENCE (NFL/TITANS): 3/3**  
**HOMETOWN: LAKE MARY, FLA.**  
**GAMES PLAYED/GAMES STARTED: 30/8 (PLAYOFFS: 2/0)**



**PRO:** The Titans signed Nick Westbrook-Ikhine as a rookie free agent following the 2020 NFL Draft. The 6-foot-2-inch, 211-pounder provides versatility to the passing game with his ability to line up in multiple positions, while also contributing on special teams. In his first two seasons with the Titans, Westbrook-Ikhine appeared in 30 games with eight starts and caught 41 passes for 509 yards with four touchdowns. He set career-highs in 2021 in games played (16), games started (seven), receptions (38), receiving yards (476), and touchdowns (four). The Lake Mary, Fla., native appeared in 52 games with 36 starts and totaled 144 receptions for 2,226 yards with 16 touchdowns over four seasons at Indiana.

#### CAREER HIGHLIGHTS:

- In 2021, Westbrook-Ikhine set career marks in games played (16), games started (seven), receptions (38), receiving yards (476), reception long (46), and touchdowns (four). His receptions, receiving yards, and receiving touchdowns ranked second on the team.
- In 2021, Westbrook-Ikhine registered his first career 100-yard receiving game with seven catches for 107 yards against Houston (11/21/21).
- As a rookie in 2020, Westbrook-Ikhine saw action in 14 games with one start and collected three receptions for 33 yards.

#### TITANS TIDBITS:

- In 2021, Westbrook-Ikhine was named the team's Ed Block Courage Award recipient.
- He has a dog named Winston.

#### CAREER TRANSACTIONS:

- The Lake Mary, Fla., native was signed by the Titans as a rookie free agent on May 7, 2020.
- Waived by the Titans on Sept. 5, 2020 and signed to the practice squad a day later.
- Activated from the practice squad to the active roster standard elevation on Sept. 14, 2020.
- Signed by the Titans from the practice squad to the active roster on Sept. 16, 2020.

#### SEASON RECAPS:

**2021 (16/7, 1/0):** Saw action in 16 games with seven starts at wide receiver and ranked second on the team with 38 receptions, 476 receiving yards and four receiving touchdowns, establishing career highs in each category. Collected three special teams tackles on coverage units. Was inactive for one game. Played as a reserve in the postseason contest. Led or tied for the team lead in receptions three times in 2021 (vs. IND, at NE, at PIT). Led the team in receiving yards five times in 2021 (vs. IND, vs. HOU, at NE, at PIT, at HOU). Tied for the team lead in special teams tackles once in 2021 (vs. BUF). Named the team's Ed Block Courage Award recipient.

- Against Arizona (9/12), played as a reserve at wide receiver and on special teams. Set up the Titans' first touchdown with a 10-yard catch down to the Cardinals' one-yard line on third-and-10 in the second quarter.
- Against Indianapolis (9/26), started at wide receiver and led the way with a then-career-high four catches and a then-career-best 53 receiving yards with his first career touchdown. Corralled his first career touchdown reception on an 18-yard slant to give the Titans a 14-7 lead in the second quarter. Drew a 30-yard pass interference penalty during the Titans' third touchdown drive early in the fourth quarter.
- At N.Y. Jets (10/3), started at wide receiver and caught three passes for 29 yards.
- Against Buffalo (10/18), saw action as a reserve at wide receiver and caught three passes for 27 yards. Registered a special teams stop on

coverage units. Hauled in all three receptions for 27 yards, including an eight-yard grab on third-and-six during the Titans' game-winning touchdown drive in the fourth quarter.

- At Indianapolis (10/31), played as a reserve at wide receiver and caught two passes for 16 yards with a touchdown. Posted a special teams tackle on coverage units. Gave the Titans a 21-17 lead with a five-yard touchdown catch on third-and-four in the third stanza.
- At L.A. Rams (11/7), saw action as a reserve at wide receiver and caught one pass for 14 yards. Extended the Titans' second touchdown drive with a 14-yard grab on third-and-four in the second quarter.
- Against New Orleans (11/14), started at wide receiver and hauled in one reception for 10 yards. Recovered the Saints' onside kick late in the fourth quarter which sealed the victory.
- Against Houston (11/21), led the team with a career-high 107 receiving yards on a career-best seven receptions. Kept the Titans' touchdown drive alive in the third quarter with an 16-yard reception on third-and-nine.
- At New England (11/28), started at wide receiver and tied for the team lead with two receptions for a team-high 25 yards with a touchdown. Cut the Patriots lead to 7-6 with a one-yard touchdown catch from Ryan Tannehill on third-and-one early in the second quarter.
- Against Jacksonville (12/12), started at wide receiver and posted three catches for 31 yards.
- At Pittsburgh (12/19), started at wide receiver and tied for the team lead with four catches for a team-best 32 receiving yards.
- Against San Francisco (12/23), played as a reserve at wide receiver and snared two receptions for 38 yards. Extended the Titans' first scoring drive with a 24-yard reception on third-and-15 in the third quarter.
- At Houston (1/9), played as a reserve at wide receiver and led the team with 78 receiving yards on four catches with a touchdown. Hauled in a 29-yard reception over the middle and between two defenders in the opening quarter. Snared a four-yard touchdown pass with 11 seconds remaining in the first half. Got open after Tannehill somehow eluded a sack and snagged a 36-yard completion on third-and-five in the fourth quarter.
- Against Cincinnati (1/22), saw action as a reserve at wide receiver in the divisional playoff match.

**2020 (14/1, 1/0):** Appeared in 14 games with one start at wide receiver as a rookie and caught three passes for 33 yards. Collected two special teams tackles on coverage units. Was inactive for two games. Saw action as a reserve in the postseason contest and caught two passes for 17 yards and led the team with a special teams tackle. Led or tied for the team lead in special teams tackles twice in 2020 (at HOU, vs. BAL). Made his NFL debut against Jacksonville (9/20/20). Made his first career start against Houston (10/18/20).

- Against Jacksonville (9/20), played as a reserve on special teams and at wide receiver in his first NFL contest.
- Against Buffalo (10/13), played significant snaps as a reserve at wide receiver and notched his first career NFL reception for seven yards.
- Against Houston (10/18), made his first career start at wide receiver and hauled in a two-point conversion in the fourth quarter. Increased the Titans' lead to 29-23 with a two-point conversion grab in the back of the endzone in the fourth quarter.
- At Baltimore (11/22), played as a reserve on special teams and caught one pass from Logan Woodside for seven yards on a fake punt in the second quarter.
- Against Detroit (12/20), played as a reserve on special teams. Notched a tackle on defense and a special teams stop on coverage units. Raced down the field as a gunner and stonewalled Jamal Agnew for a one-yard loss on a punt return in the third quarter. Sniffed out a fake punt and stuffed

C.J. Moore one yard short of the first down in the fourth quarter.

- At Green Bay (12/27), saw action as a reserve at wide receiver and on special teams. Hauled in one pass for 19 yards.
- At Houston (1/3), played as a reserve at wide receiver and on special teams in the Titans' division-clinching victory. Notched a special teams tackle on coverage units.
- Against Baltimore (1/10), saw action as a reserve at wide receiver and caught two passes for 17 yards in his postseason debut. Registered a special teams tackle on coverage units.

#### COLLEGE:

- Appeared in 52 games with 36 starts and totaled 144 receptions for 2,226 yards with 16 touchdowns over four seasons at Indiana. Ranked sixth in school history in catches, seventh in yardage and touchdowns, and tied for seventh in 100-yard receiving games (six). Became the seventh Hoosier to reach 125 receptions and 2,000 yards.
- As a senior (2019), appeared in all 13 games and made 12 starts. Caught 42 passes for 572 yards and a team-high five touchdowns. Named as a William V. Campbell Trophy semifinalist.
- As a redshirt junior (2018), started all 12 games and made 42 catches for a team-leading 590 yards and four touchdowns. Named to the Biletnikoff Award Watch List.
- As a junior (2017), received a medical redshirt after suffering a season-ending injury in the season opener.
- As a sophomore (2016), saw action in all 13 games and made 12 starts. Made 54 receptions for 995 yards and six touchdowns, all of which were career-high marks. His 995 yards led the team and ranked seventh on Indiana's single-season list.
- As a freshman (2015), appeared in all 13 games and made six receptions for 69 yards and one touchdown.
- Graduated in December 2019 with a business marketing degree from Indiana.

#### PERSONAL:

- Attended Lake Mary (Fla.) High School where he was named first team all-state, all-district and All-Central Florida as a senior after he recorded 84 receptions for 1,853 yards and 21 touchdowns.
- Caught 52 passes for 826 yards and 13 scores as a junior.
- Also lettered in track and field and lacrosse.
- Son of Amy and Jeff Nickel.
- Follow Westbrook-Ikhine on Twitter @nick\_west15 and on Instagram @nickwestbrook15.
- Born Nicholas Westbrook-Ikhine on March 21, 1997 in Lake Mary, Fla.

## NICK WESTBROOK-IKHINE'S GAME-BY-GAME

2020 Tennessee Titans				RECEIVING					
Date	Opp.	W/L	P/S	No	Yds	Avg	Lg	TD	
Sept 14	@ Den	W	IA						
Sept 20	Jax	W	p	0	0	-	0	0	
Sept 27	@ Min	W	p	0	0	-	0	0	
Oct 13	Buf	W	p	1	7	7.0	7	0	
Oct 18	Hou	W	S	0	0	-	0	0	
Oct 25	Pit	L	p	0	0	-	0	0	
Nov 1	@ Cin	L	p	0	0	-	0	0	
Nov 8	Chi	W	p	0	0	-	0	0	
Nov 12	Ind	L	p	0	0	-	0	0	
Nov 22	@ Bal	W	p	1	7	7.0	7	0	
Nov 29	@ Ind	W	p	0	0	-	0	0	
Dec 6	Cle	L	IA						
Dec 13	@ Jax	W	p	0	0	-	0	0	
Dec 20	Det	W	p	0	0	-	0	0	
Dec 27	@ GB	L	p	1	19	19.0	19	0	
Jan 3	@ Hou	W	p	0	0	-	0	0	
<b>Totals</b>		<b>11-5</b>	<b>14/1</b>	<b>3</b>	<b>33</b>	<b>11.0</b>	<b>19</b>	<b>0</b>	
<b>Playoffs</b>									
Jan 10	Bal	L	p	2	17	8.5	12	0	
<b>Totals</b>		<b>0-1</b>	<b>1/0</b>	<b>2</b>	<b>17</b>	<b>8.5</b>	<b>12</b>	<b>0</b>	

2021 Tennessee Titans				RECEIVING					
Date	Opp.	W/L	P/S	No	Yds	Avg	Lg	TD	
Sept 12	Ari	L	p	1	10	10.0	10	0	
Sept 19	@ Sea	W	p	1	6	6.0	6	0	
Sept 26	Ind	W	S	4	53	13.3	18t	1	
Oct 3	@ NYJ	L	S	3	29	9.7	18	0	
Oct 10	@ Jax	W	IA						
Oct 18	Buf	W	p	3	27	9.0	14	0	
Oct 24	KC	W	p	0	0	-	0	0	
Oct 31	@ Ind	W	p	2	16	8.0	11	1	
Nov 7	@ LAR	W	p	1	14	14.0	14	0	
Nov 14	NO	W	S	1	10	10.0	10	0	
Nov 21	Hou	L	p	7	107	15.3	46	0	
Nov 28	@ NE	L	S	2	25	12.5	24	1	
Dec 12	Jax	W	S	3	31	10.3	15	0	
Dec 19	@ Pit	L	S	4	32	8.0	12	0	
Dec 23	SF	W	p	2	38	19.0	24	0	
Jan 2	Mia	W	S	0	0	-	0	0	
Jan 9	@ Hou	W	p	4	78	19.5	36	1	
<b>Totals</b>		<b>12-5</b>	<b>16/7</b>	<b>38</b>	<b>476</b>	<b>12.5</b>	<b>46</b>	<b>4</b>	
<b>Playoffs</b>									
Jan 22	Cin	L	p	0	0	-	0	0	
<b>Totals</b>		<b>0-1</b>	<b>1/0</b>	<b>0</b>	<b>0</b>	<b>-</b>	<b>0</b>	<b>0</b>	



## NICK WESTBROOK-IKHINE'S NFL STATISTICS

### REGULAR SEASON

Year	Team	RECEIVING			RUSHING								
		GP	GS	No	Yds	Avg	Lg	TD	Att	Yds	Avg	Lg	TD
2020	Tennessee	14	1	3	33	11.0	19	0	0	0	-	0	0
2021	Tennessee	16	7	38	476	12.5	46	4	0	0	-	0	0
<b>NFL Totals</b>		<b>30</b>	<b>8</b>	<b>41</b>	<b>509</b>	<b>12.4</b>	<b>46</b>	<b>4</b>	<b>0</b>	<b>0</b>	<b>-</b>	<b>0</b>	<b>0</b>

### PLAYOFFS

Year	Team	RECEIVING			RUSHING								
		GP	GS	No	Yds	Avg	Lg	TD	Att	Yds	Avg	Lg	TD
2020	Tennessee	1	0	2	17	8.5	12	0	0	0	-	0	0
2021	Tennessee	1	0	0	0	-	0	0	0	0	-	0	0
<b>NFL Totals</b>		<b>2</b>	<b>0</b>	<b>2</b>	<b>17</b>	<b>8.5</b>	<b>12</b>	<b>0</b>	<b>0</b>	<b>0</b>	<b>-</b>	<b>0</b>	<b>0</b>

#### Single-Game Highs

Receptions - 7 vs. Houston (11/21/21)  
 Receiving Yards - 107 vs. Houston (11/21/21)  
 Long Reception - 46 vs. Houston (11/21/21)  
 Receiving Touchdown - 1 (Four times, last at Houston 1/9/22)

#### Additional Career Statistics


Tackles - 1 (2020)  
 Special Teams Tackles - 2 (2020), 3 (2021)  
 Misc. Tackles - 1 (2020)  
 Two-Point Conversions - 1 reception (2020)

#### Playoff Single-Game Highs

Receptions - 2 vs. Baltimore (1/10/21)  
 Receiving Yards - 17 vs. Baltimore (1/10/21)  
 Long Reception - 12 vs. Baltimore (1/10/21)

#### Additional Career Playoff Statistics

Special Teams Tackles - 1 (2020)



# 20 JORDAN WILKINS

**RUNNING BACK • 6'1" • 212 LBS • COLLEGE: MISSISSIPPI**  
**ACQUIRED: FREE AGENT - 2021 • NFL EXPERIENCE (NFL/TITANS): 5/1**  
**HOMETOWN: CORDOVA, TENN.**  
**GAMES PLAYED/GAMES STARTED: 50/4 (PLAYOFFS: 2/0)**



**PRO:** The Titans signed Jordan Wilkins to the practice squad on Dec. 8, 2021 to help bolster the depth and experience of the running backs group and to contribute on special teams. As a Titan in 2021, he appeared in one contest on special teams. Prior to arriving in Tennessee, the 6-foot-1-inch, 212-pounder appeared in 49 games with four starts over four seasons with the Indianapolis Colts (2018-21), and recorded 951 rushing yards on 195 attempts with four touchdowns, as well as 35 receptions for 233 yards. The Ole Miss product also spent a portion of the 2021 season on the Jacksonville Jaguars' practice squad. The Cordova, Tenn., native was originally selected by the Colts in the fifth round (169th overall) of the 2018 NFL Draft.

#### CAREER HIGHLIGHTS:

- In 2020 while with the Colts, Wilkins established career-best marks in carries (84), rushing yards (308), and receiving yards (105). He also set single-game career highs in carries (20) and rushing yards (89) while adding one rushing touchdown at Detroit (11/1/20).
- In 2018, Wilkins appeared in all 16 games for the Colts and was one of five rookies to start the season opener.

#### TITANS TIDBITS:

- Wilkins participated in the NFL's My Cause, My Cleats initiative and represented the Crohn's and Colitis Foundation in honor of his cousin, Micah, who is battling the disease.
- Wilkins nickname in college was Duece Duece.
- Wilkins' go to Karaoke song is "Thriller" by Michael Jackson.

#### CAREER TRANSACTIONS:

- The Cordova, Tenn., native was originally selected by the Indianapolis Colts in the fifth round (169th overall) of the 2018 NFL Draft.
- Waived by the Colts on Oct. 30, 2021.
- Signed by the Jacksonville Jaguars to their practice squad on Nov. 8, 2021.
- Waived by the Jaguars from their practice squad on Dec. 7, 2021.
- Signed by the Titans to their practice squad on Dec. 8, 2021.
- Activated from the practice squad to the active roster standard elevation on Jan. 8, 2022.

#### SEASON RECAPS:

**2021 (4/0 - Indianapolis; 1/0 - Tennessee):** Saw action in one contest with the Titans after being signed as a free agent on Dec. 8. Spent four regular season games and the postseason contest on the Titans' practice squad. Appeared in four games for the Colts and was inactive for three contests. Posted one kickoff return for 17 yards and notched a special teams tackle before being released by the Colts on Oct. 30.

- At Tennessee (9/26), had one kickoff return for 17 yards and recorded a special teams tackle as a member of the Colts.
- At Houston (1/9), made his Titans debut as a reserve on special teams.

**2020 (15/0 - Indianapolis):** Appeared in 15 games as a reserve. Tallied 84 carries for 308 yards and one touchdown, 12 receptions for 105 yards and one kickoff return for three yards.

- Against Minnesota (9/20), rushed nine times for 40 yards.
- At Detroit (11/1), rushed for a career-high 89 yards on a career-high 20 attempts and added one rushing touchdown.

**2019 (14/1 - Indianapolis):** Saw action in 14 games with one start and totaled 51 carries for 307 yards and two touchdowns to go along with seven

receptions for 43 yards.

- At Tennessee (9/15), led the team with 82 rushing yards on five attempts, including a career-long 55-yard rush in the fourth quarter that helped set up the game-winning touchdown.
- At New Orleans (12/26), rushed for 10 yards on three carries with a touchdown.
- Against Carolina (12/22), rushed for a season-high 84 yards on nine carries with a touchdown. It was the first time in his career that he scored in back-to-back games.

**2018 (16/3, 2/0 - Indianapolis):** Appeared in all 16 games with three starts and had 60 carries for 336 yards with a touchdown. Posted 16 receptions for 85 yards during his rookie campaign. Made his NFL postseason debut appearing in two games.

- Against Cincinnati (9/9), became one of five NFL rookies to start in Week One. Rushed for 40 yards on 14 attempts and caught three passes for 21 yards.
- Against Jacksonville (11/11), had one rushing attempt that went for a then career-long 53 yards.
- Against Tennessee (11/18), scored his first career NFL touchdown on an 18-yard run. Finished the game with 30 rushing yards on four attempts with the touchdown.
- At Houston (1/5), made is NFL postseason debut rushing for nine yards on two carries.

#### COLLEGE:

- Played in 38 games at Ole Miss (2014-17) and rushed for 1,751 yards on 279 attempts and scored 14 touchdowns while also hauling in 32 receptions for 322 yards and one receiving touchdown.
- As a senior (2017), started all 12 games as primary running back and carried the ball 155 times for 1,011 yards with nine touchdowns. Became just the fifth Rebel to surpass the 1,000-yard mark and his 1,011 rushing yards ranks fifth all-time on Ole Miss single season charts.
- As a junior (2016), did not see any action after being ruled ineligible in the preseason.
- As a sophomore (2015), played in every game with two starts at running back. Finished fourth on team with 379 rushing yards and third on the squad with four rushing touchdowns. Posted five catches for 75 yards. Helped the Rebel offense shatter the majority of single-season school records, including total yards, points, touchdowns and passing yards.
- As a freshman (2014), played in every game at running back and on special teams. Finished second on team with 361 rushing yards on 52 attempts scoring one touchdown, while adding a six-yard catch and a 31-yard touchdown pass.
- Majored in recreation administration at Ole Miss.

#### PERSONAL:

- Attended St. Benedict at Auburndale High School in Memphis, Tenn., where he became a consensus four-star prospect.
- Was a three-time Division 2-AA all-state selection by the Tennessee Sports Writer Association.
- Rushed for 1,041 yards and 14 touchdowns in just seven games as a senior before suffering a season-ending knee injury.
- Has a son, Kylo Jrue Wilkins.
- His father played football at UT-Martin and his older brother, Trey, played wide receiver at Vanderbilt.
- Follow Wilkins on Instagram at @jordanwilkins20.
- Born Jordan Wilkins on July 18, 1994 in Cordova, Tenn.

## JORDAN WILKINS' TITANS GAME-BY-GAME

2021 Tennessee Titans				RUSHING					RECEIVING					Playoffs			
Date	Opp	W/L	P/S	Att	Yds	Avg	Lg	TD	No	Yds	Avg	Lg	TD	Jan 22	Cin	L	PS
Dec 12	Jax	W	PS														
Dec 19	@ Pit	L	PS														
Dec 23	SF	W	PS														
Jan 2	Mia	W	PS														
Jan 9	@ Hou	W	p	0	0	-	0	0	0	0	-	0	0				
<b>Totals</b>		<b>4-1</b>	<b>1/0</b>	<b>0</b>	<b>0</b>	<b>-</b>	<b>0</b>	<b>0</b>	<b>0</b>	<b>0</b>	<b>-</b>	<b>0</b>	<b>0</b>				

## JORDAN WILKINS' NFL STATISTICS

REGULAR SEASON				RUSHING					RECEIVING				
Year	Team	GP	GS	No	Yds	Avg	Lg	TD	Att	Yds	Avg	Lg	TD
2018	Indianapolis	16	3	60	336	5.6	53	1	16	85	5.3	17	0
2019	Indianapolis	14	1	51	307	6.0	55	2	7	43	6.1	11	0
2020	Indianapolis	15	0	84	308	3.7	22	1	12	105	8.8	24	0
2021	Indianapolis	4	0	0	0	-	0	0	0	0	-	0	0
2021	Tennessee	1	0	0	0	-	0	0	0	0	-	0	0
<b>NFL Totals</b>		<b>50</b>	<b>4</b>	<b>195</b>	<b>951</b>	<b>4.9</b>	<b>55</b>	<b>4</b>	<b>35</b>	<b>233</b>	<b>6.7</b>	<b>24</b>	<b>0</b>

PLAYOFFS				RUSHING					RECEIVING				
Year	Team	GP	GS	No	Yds	Avg	Lg	TD	Att	Yds	Avg	Lg	TD
2018	Indianapolis	2	0	2	9	4.5	6	0	0	0	-	0	0
<b>NFL Totals</b>		<b>2</b>	<b>0</b>	<b>2</b>	<b>9</b>	<b>4.5</b>	<b>6</b>	<b>0</b>	<b>0</b>	<b>0</b>	<b>-</b>	<b>0</b>	<b>0</b>

### Single-Game Highs

Rushes - 20 at Detroit (11/1/20)  
 Rushing Yards - 89 at Detroit (11/1/20)  
 Long Rush - 55 at Tennessee (9/15/19)  
 Rushing Touchdowns - 1 (Four times, last at Detroit 11/1/20)  
 Receptions - 3 (Three times, last vs. Tennessee 11/29/20)  
 Receiving Yards - 35 vs. Tennessee (11/29/20)  
 Long Reception - 24 at Detroit (11/1/20)

### Additional Statistics


Kickoff Returns - 1 for 7 yards (2018); 1 for 15 yards (2019); 1 for 3 yards (2020); 1 for 17 yards (2021)  
 Special Teams Tackles - 1 (2019), 2 (2020), 1 (2021)

### Playoff Single-Game Highs

Rushes - 2 at Houston (1/5/19)  
 Rushing Yards - 9 at Houston (1/5/19)  
 Long Rush - 6 at Houston (1/5/19)

### Additional Playoff Statistics

Kickoff Returns - 1 for 11 yards (2018)



# 39 CHRIS WILLIAMSON

**CORNERBACK • 6'0" • 205 LBS • COLLEGE: MINNESOTA**  
**ACQUIRED: FREE AGENT - 2022 • NFL EXPERIENCE (NFL/TITANS): 1/1**  
**HOMETOWN: ATLANTA, GA.**  
**GAMES PLAYED/GAMES STARTED: 5/1 (PLAYOFFS: 0/0)**



**PRO:** The Titans signed free agent Chris Williamson during the 2022 offseason to add depth to the defensive backs room. The 6-foot, 205-pounder has appeared in five career games with one start and recorded five tackles. The Atlanta, Ga., native was originally drafted by the New York Giants in the seventh round (247th overall) of the 2020 NFL Draft and has also spent time with the Atlanta Falcons and Detroit Lions. He recorded 91 tackles, 3.5 sacks, 7.5 tackles for loss, two interceptions, nine passes defended and one forced fumble in 24 games over two seasons at the University of Minnesota (2018-19).

#### TITANS TIDBITS:

- Williamson's brother, Kendall, played defensive back at Stanford.
- Williamson shares a special bond with 12-year NFL veteran defensive back Ray Buchanan. Williamson's parents, Bethel and Ursula, saw Buchanan at CES gym in Duluth, Ga., when he was working with his own son, Ray Jr., over 10 years ago and asked Buchanan if he would be willing to work with their sons, Chris and his younger brother Kendall, who were in junior high at the time. "He's been a second father to me...He's had a huge impact on my life," Williamson said. "He's not just an old player watching over me."

#### CAREER TRANSACTIONS:

- The Atlanta, Ga., native was originally drafted by the New York Giants in the seventh round (247th overall) of the 2020 NFL Draft.
- Waived by the Giants on Sept. 5, 2020 and signed to the team's practice squad a day later.
- Waived by the Giants on Dec. 3, 2020.
- Signed by the Atlanta Falcons to the team's practice squad on Dec. 9, 2020.
- Waived by the Falcons on Aug. 31, 2021 and signed to the team's practice squad a day later.
- Waived by the Falcons on Nov. 30, 2021.
- Signed by the Falcons to the team's practice squad on Dec. 2, 2021.
- Waived by the Falcons on Dec. 7, 2021.
- Signed by the Detroit Lions to the team's practice squad on Dec. 14, 2021.
- Waived by the Lions on Dec. 28, 2021.
- Signed by the Titans on Jan. 11, 2022.

#### SEASON RECAPS:

**2021 (5/1 - Atlanta; 0/0 - Detroit; 0/0):** Spent majority of the season on the Falcons' practice squad. Appeared in five games with one start and tallied five tackles for the club. Spent Weeks 15-17 on the Lions' practice squad.

- Against N.Y. Jets (10/10), made his NFL debut and recorded two tackles.
- At Miami (10/24), logged his first career start and notched a career-high three tackles.

**2020 (0/0 - N.Y. Giants; 0/0 - Atlanta):** Spent majority of the season on the Giants' practice squad. Spent Weeks 15-17 on the Falcons' practice squad.

#### COLLEGE:

- In two seasons at Minnesota (2018-19), Williamson appeared in 24 games with 13 starts and tallied 91 tackles, 7.5 tackles for loss, 3.5 sacks, two interceptions, nine passes defended and one forced fumble for the Golden Gophers. Williamson transferred to Minnesota from Florida where he saw action in 14 games and logged five tackles for the Gators (2015-16).
- As a senior (2019), played in all 13 games and made nine starts. Recorded 57 tackles, four tackles for loss and 2.5 sacks, all of which set

career-high marks. Added one interception returned for a touchdown and three passes defended.

- As a junior (2018), saw action in 11 games and amassed 34 tackles, 3.5 tackles for loss, one sack, one interception, a career-high five passes defended and one forced fumble in his first season for Minnesota.
- Transferred from Florida to Minnesota and sat out the 2017 season.
- As a sophomore (2016), appeared in nine games and tallied five tackles for the Gators.
- As a freshman (2015), saw action in five contests as a reserve and on special teams.
- Majored in communications at Minnesota.

#### PERSONAL:

- Attended Gainesville (Ga.) High School where he earned Class 5A All-State honoree recognition as a senior.
- As a senior, recorded 76 receptions for 1,402 yards and 20 touchdowns, and added 47 tackles and one interception at defensive back on defense.
- Son of Bethel and Ursula Williamson.
- Has one brother, Kendall.
- Follow Williamson on Twitter @chris\_will8 and on Instagram @cwill6ix.
- Born Christopher Williamson on May 19, 1997 in Atlanta, Ga.




## CHRIS WILLIAMSON'S GAME-BY-GAME

2021 Atlanta Falcons														Date	Car	L	PS		
Date	Opp	W/L	P/S	Tot	Solo	Asst	Sk	- Yds	QBP	TFL	Int	- Yds	-TD	PD	FF	FR	- Yds	SpT	
Sept 12	Phi	L	PS																
Sept 19	@ TB	L	PS																
Sept 26	@ NYG	W	PS																
Oct 3	Was	L	PS																
Oct 10	NYJ	W	p	2	2	0	0.0	0.0	0	0	0	0	0	0	0	0	0	0	0
Oct 24	@ Mia	W	S	3	2	1	0.0	0.0	0	0	0	0	0	0	0	0	0	0	0
Oct 31	Car	L	PS																
Nov 7	@ NO	W	PS																
Nov 14	@ Dal	L	p	0	0	0	0.0	0.0	0	0	0	0	0	0	0	0	0	0	0
Nov 18	NE	L	p	0	0	0	0.0	0.0	0	0	0	0	0	0	0	0	0	0	0
Nov 28	@ Jax	W	p	0	0	0	0.0	0.0	0	0	0	0	0	0	0	0	0	0	0
Dec 5	TB	L	PS																
Waived by the Falcons on Dec. 7, 2021.																			
<b>Totals</b>				<b>6-8</b>	<b>5/1</b>	<b>5</b>	<b>4</b>	<b>1</b>	<b>0.0</b>	<b>0.0</b>	<b>0</b>	<b>0</b>	<b>0</b>	<b>0</b>	<b>0</b>	<b>0</b>	<b>0</b>	<b>0</b>	<b>0</b>

## CHRIS WILLIAMSON'S NFL STATISTICS

REGULAR SEASON		TACKLES										INTERCEPTIONS				FUMBLES			
Year	Team	GP	GS	Tot	Solo	Asst	Sk	Yds	QBP	TFL	No	Yds	Lg	TD	PD	FF	FR	Yds	SpT
2020	NYG/ATL										Practice Squad								
2021	Atlanta	5	1	5	4	1	0.0	0.0	0	0	0	0	0	0	0	0	0	0	0
<b>NFL Totals</b>		<b>5</b>	<b>1</b>	<b>5</b>	<b>4</b>	<b>1</b>	<b>0.0</b>	<b>0.0</b>	<b>0</b>	<b>0</b>	<b>0</b>	<b>0</b>	<b>0</b>	<b>0</b>	<b>0</b>	<b>0</b>	<b>0</b>	<b>0</b>	<b>0</b>

**Single-Game Highs**  
Tackles - 3 at Miami (10/24/21)



# 7 MALIK WILLIS

**QUARTERBACK • 6'1" • 219 LBS • COLLEGE: LIBERTY**

**ACQUIRED: 3RD ROUND - 2022**

**NFL EXPERIENCE (NFL/TITANS): ROOKIE • HOMETOWN: ATLANTA, GA.**

**GAMES PLAYED/GAMES STARTED: 0/0 (PLAYOFFS: 0/0)**



**PRO:** The Titans selected Malik Willis in the third round (86th overall) of the 2022 NFL Draft. The 6-foot-1-inch, 219-pound signal caller possesses a dynamic skill set that includes a strong, accurate arm and elusiveness as a runner. A native of Atlanta, Ga., he spent three total years at Liberty, including a 2019 redshirt campaign, after transferring from Auburn. During his two seasons as Liberty's starting signal caller, he directed the Flames to two bowl victories and led the FBS with 74 total passing (47) and rushing (27) touchdowns. He was the third quarterback drafted in 2022 after the Titans traded up four spots in the third round to select him.

#### CAREER HIGHLIGHTS:

- In his final season at Liberty in 2021, Willis led the Flames to an 8-5 record and a bowl win. He completed 207 of 339 passes for 2,857 yards and 27 touchdowns to go along with 197 rushing attempts for 878 yards and 13 touchdowns.

#### TITANS TIDBITS:

- In recognition of his stellar play on the field and outstanding character off the gridiron, Willis was named the 2021 Bobby Bowden Trophy winner. The award is presented annually to "a college football player who epitomizes a student-athlete of faith and conducts himself as an exemplary model in the classroom, on the field, on the campus and in the community." The other two finalists for the 2021 award were Georgia kicker/punter Jake Camarda and Michigan defensive end Aidan Hutchinson.
- Willis' uncle James Anderson was a linebacker who played 10 seasons in the NFL, including time in 2014 with the Titans. Anderson also played with the Panthers (2006-12), Bears (2013) and Saints (2015). Willis' cousin Nigel Warrior was a defensive back at the University of Tennessee (2016-19) before playing in the NFL for the Ravens (2020) and Seahawks (2021).
- Willis says that one of his bucket list goals is to one day win the Walter Payton NFL Man of the Year Award.
- Off the field, Willis enjoys playing video games and lists Call of Duty, Madden NFL, NBA2K and FIFA as his favorites.

#### CAREER TRANSACTIONS:

- The Atlanta, Ga., native was selected by the Titans in the third round (86th overall) of the 2022 NFL Draft.

#### COLLEGE:

- Played two seasons at Liberty after spending his first two collegiate seasons at Auburn. In four total seasons, he appeared in 38 games with 23 starts, completing 388 of 618 passes for 5,186 yards and 48 touchdowns with 18 interceptions. He also rushed for 2,131 yards and 29 touchdowns on 366 career rushing attempts. His 74 total passing and rushing touchdowns from 2020 to 2021 ranked first among all FBS players. His record in 23 career starts was 17-6, all with Liberty, including two bowl victories.

**AS A SENIOR (2021),** started all 13 games at quarterback. Completed 207 of 339 passing attempts for 2,857 yards and 27 touchdowns, and he also led Liberty in rushing with 878 yards and 13 touchdowns on 197 carries. Honors included Bobby Bowden Trophy, Davey O'Brien National Quarterback Award semifinalist, Maxwell Award semifinalist, Phil Steele Postseason All-Independent first team and 2022 Reese's Senior Bowl invitation. His 3,736 total offensive yards ranked second in program history for a single season. Broke his own single-season school record with 40 total touchdowns. Ranked eighth in the country in points responsible for (242/18.6 per game), 18th in passing touchdowns, 20th in total offense

(287.7 yards per game) and 20th in passing yards per completion (13.83).

- Against Old Dominion (9/18), passed for 242 yards and four touchdowns while adding 77 rushing yards and two rushing touchdowns.
- At UAB (10/2), passed for 287 yards and one touchdown and rushed 15 times for 144 yards and a pair of touchdowns.
- At Louisiana-Monroe (10/16), rushed for a season-high 157 yards with two touchdowns.
- Against UMass (10/30), passed for a season-high 307 yards and four touchdowns.
- Against Army (11/27), passed for 305 yards and one touchdown and added 37 rushing yards with one rushing score.
- Against Eastern Michigan (12/18), named the MVP of the LendingTree Bowl, finishing the game with five total touchdowns (three passing, two rushing) and 289 yards of total offense (231 passing, 58 rushing).

**AS A JUNIOR (2020),** started all 10 games in which he played in his first season as Liberty's quarterback after sitting out 2019 due to transfer rules. Won each of his first seven career starts. Completed 170 of 265 passes for 2,260 yards, 20 touchdowns and six interceptions. Added 141 rushing attempts for 944 yards and 14 touchdowns. Had at least one rushing touchdown in eight of his 10 games. Led all FBS quarterbacks in rushing yards and touchdowns. Other national rankings included eighth in points responsible for (204) and points responsible for per game (20.4); ninth in total offense (320.4 yards per game); 11th in total touchdowns (14); 17th in passing efficiency (156.2); and 16th in passing touchdowns.

- At Western Kentucky (9/19), rushed for a career-high 168 yards and three touchdowns during his first collegiate start. His 168 rushing yards were the most in program history in a single game by a Liberty quarterback.
- Against Southern Miss (10/24), passed for a career-high 345 yards and tied a program record with a career-high six passing touchdowns.
- Against Western Carolina (11/14), passed for 306 yards and three touchdowns and added 97 rushing yards and a pair of rushing touchdowns.
- At Syracuse (10/17), led the Flames to their first-ever win over an ACC opponent, completing 16-of-20 pass attempts for 182 yards and a touchdown, while rushing for 58 yards and a touchdown.
- At Virginia Tech (11/7), guided the Flames to their first-ever win over the Hokies, passing for 217 yards and three touchdowns while rushing for 108 yards and a score.
- Against Coastal Carolina (12/26), named the FBC Mortgage Cure Bowl MVP after leading the Flames to the program's first-ever win over a national ranked FBS team (No. 9/11). Finished the contest completing 19 of 29 attempts for 220 yards, while rushing for 137 yards and four touchdowns.
- Redshirted under transfer rules during his first year at Liberty in 2019.

**AS A SOPHOMORE (2018),** appeared in eight games at Auburn, completing five of his seven pass attempts for 24 yards. Added 12 rushing attempts for 88 yards and one touchdown.

- Against Mississippi State (9/30), scored his first career touchdown on a 67-yard run.
- Against Liberty (11/17), recorded a 16-yard rushing touchdown for the Tigers.

**AS A FRESHMAN (2017),** saw action in seven games at Auburn, completing six of his seven pass attempts for 45 yards and one touchdown. Added 16 rushing attempts for 221 yards and a score.

- At Arkansas (10/21), completed his first collegiate touchdown pass (four yards to Devan Barrett) and added a 48-yard rushing attempt.
- Graduated from Liberty in December 2020 with a degree in interdisciplinary

studies with a focus in business and sports management. He entered the NFL in 2022 three classes from receiving an MBA.

**PERSONAL:**

- Attended Roswell (Atlanta, Ga.) High School as a senior after transferring from Westlake (Atlanta, Ga.) High School.
- Led the Roswell Hornets to the Class 7A state title game as a senior. Passed for 2,562 yards, rushed for 1,033 yards, and accounted for 37 total touchdowns. Named Class 7A AJC offensive player of the year and first-team All-State.
- Also played high school baseball as a shortstop, third baseman, catcher and pitcher.
- Son of Shastca Grier and Harold Willis with one brother and one sister.
- Follow Willis on Twitter and Instagram at @malikwillis.
- Follow Willis on Tiktok at @malikwillisQB.
- Born Malik Antonio Willis on May 25, 1999 in College Park, Ga.

## MALIK WILLIS' COLLEGE STATISTICS

Year	Team	GP/GS	PASSING								RUSHING				
			Att	Cmp	Pct	Yds	Yd/Att	TD	INT	Lg	Att	Yds	Avg.	Lg	TD
2017	Auburn	7/0	7	6	85.7	45	6.42	1	0	37	16	221	13.8	67	1
2018	Auburn	8/0	7	5	71.4	24	3.43	0	0	7	12	88	7.3	30	1
2019	Liberty	0/0	Redshirt Season												
2020	Liberty	10/10	265	170	64.2	2,260	8.53	20	6	83	141	944	6.7	67	14
2021	Liberty	13/13	339	207	61.1	2,857	8.43	27	12	70	197	878	4.5	56	13
<b>College Totals</b>		<b>38/23</b>	<b>618</b>	<b>388</b>	<b>62.7</b>	<b>5,186</b>	<b>8.39</b>	<b>48</b>	<b>18</b>	<b>83</b>	<b>366</b>	<b>2,131</b>	<b>5.8</b>	<b>67</b>	<b>29</b>

### Single-Game Highs

Attempts - 46 vs. Army (11/27/21)

Completions - 24 (Three times, last vs. Army 11/27/21)

Passing Yards - 345 vs. Southern Mississippi (10/24/20)

Touchdown Passes - 6 vs. Southern Mississippi (10/24/20)

Long Completion - 83t vs. Western Carolina (11/14/20)

Rushing Attempts - 27 at Mississippi (11/6/21)

Rushing Yards - 168 at Western Kentucky (9/19/20)

Rushing Touchdowns - 4 at Coastal Carolina (12/26/20)

Rushing Long - 67 (Twice, last vs. Florida International 9/26/20)



# 2 ROBERT WOODS

**WIDE RECEIVER • 6'0" • 195 LBS • COLLEGE: SOUTHERN CALIFORNIA**  
**ACQUIRED: TRADE (LAR) - 2022 • NFL EXPERIENCE (NFL/TITANS): 10/1**  
**HOMETOWN: GARDENA, CALIF.**  
**GAMES PLAYED/GAMES STARTED: 125/115 (PLAYOFFS: 6/6)**



**Super Bowl: 2021**

**PRO:** The Titans acquired veteran wide receiver Robert Woods in a trade with the Los Angeles Rams during the 2022 offseason. The 6-foot, 195-pounder brings a complete skill set to his position, excelling in route running, making contested catches, and he is considered one of the best blocking receivers in the league. Woods entered the league as a second-round pick of the Buffalo Bills in the 2013 NFL Draft out of Southern California and spent his first four NFL seasons with the club. In 2017, he joined the Rams as an unrestricted free agent and collected 367 receptions for 4,626 yards with 23 receiving touchdowns in the last five seasons with the team.

#### CAREER HIGHLIGHTS:

- In 2020, Woods tied a career-best with 90 receptions for 936 yards with six touchdowns.
- In 2019, Woods notched a career-high-tying 90 catches for 1,134 yards and two touchdowns.
- In 2018, Woods posted 86 receptions for a career-high 1,219 yards with six touchdowns in his first season with the Los Angeles Rams.

#### TITANS TIDBITS:

- Woods' father and grandfather (both also named Robert) played football at Grambling State.
- In the spring of 2012, Woods and 15 of his Southern California teammates spent five days in Haiti building homes and assisting those in need.
- Woods is re-united with Titans wide receivers coach Rob Moore who was his coach with Buffalo in 2014. Titans offensive coordinator Todd Downing was also on the Bills' staff.

#### CAREER TRANSACTIONS:

- The Gardena, Calif., native was selected by the Buffalo Bills in the second round (41st overall) of the 2013 NFL Draft.
- Signed by the Los Angeles Rams as an unrestricted free agent on March 9, 2017.
- Traded by the Rams to the Titans for a 2023 sixth-round draft pick on March 20, 2022.

#### SEASON RECAPS:

**2021 (9/9, 0/0 - L.A. Rams):** Started the first nine games of the season at wide receiver and snared 45 receptions for 556 yards with four touchdowns. Placed on injured reserve on Nov. 24 and missed the final eight regular season games and the postseason contests.

- Against Arizona (10/3), posted four receptions for 48 yards with a 14-yard touchdown catch in the fourth quarter.
- At Seattle (10/7), caught a team-high 12 passes for 150 receiving yards.
- Against Tennessee (11/7), snared seven receptions for 98 yards.

**2020 (16/16, 2/2 - L.A. Rams):** Named a captain for the first time in his career. Started all 16 regular season games at wide receiver and finished with 936 receiving yards, tied his single-season receptions records with 90 catches and scored a season-high eight touchdowns.

- Against Dallas (9/13), recorded six receptions for 105 yards.
- At Buffalo (9/27), caught five receptions for 74 yards with a long of 31 yards. Rushed for 30 yards on three attempts.
- At Miami (11/1), caught seven passes for 85 yards with one touchdown.
- At Tampa Bay (11/23), recorded 130 yards receiving on a team-high 12 receptions and scored one touchdown. Hauled in a 35-yard strike in the final seconds of the first half to set up a 38-yard field goal as time expired in the second quarter.

- At Arizona (12/6), led the team with 10 receptions and 85 receiving yards.
- At Seattle (1/9), caught four passes for 48 yards with one touchdown in the wild card round.

**2019 (15/15 - L.A. Rams):** Started 15 games at wide receiver and ranked second on the team with a career-high-tying 90 receptions and 1,134 receiving yards. His 90 receptions was good for the eighth-best single-season output in franchise history. He became the first Rams player to have consecutive seasons with over 1,000 receiving yards since Torry Holt finished a run of eight-straight seasons from 2000-2007. Was inactive for one contest.

- At Carolina (9/8), hauled in eight receptions for a team-high 70 yards.
- Against Tampa Bay (9/29), grabbed a season best 13 receptions for 164 yards. Entered the top-20 in franchise history with 2,307 receiving yards.
- At Pittsburgh (11/10), caught seven passes for 95 yards with a long of 24 yards.
- Against Baltimore (11/25), caught six passes for 97 yards with a long of 38 yards.
- At Arizona (12/1), snared in a career-best 172 receiving yards on 13 receptions with a long of 48 yards.
- Against Seattle (12/8), posted in seven receptions for 98 yards with his first touchdown of the season.
- At San Francisco (12/21), hauled in eight receptions for 117 yards with a long of 29 yards.

**2018 (16/16, 3/3 - L.A. Rams):** Started all 16 regular season games at wide receiver and finished with a career-high 1,219 receiving yards, a then career-best 86 receptions with a career-high-tying six touchdowns. Averaged 14.2 yards per reception and proved his versatility by totaling 157 rushing yards on 19 carries and one rushing touchdown. Started all three postseason games and notched 17 receptions for 172 yards.

- Against L.A. Chargers (9/23), led the team in receptions (10), receiving yards (104) and touchdowns (two). Marked his first 100-plus yard game of the season, the sixth career and also his third career multi-touchdown game.
- Against Minnesota (9/27), caught all five targets for 101 yards and one touchdown. Had his longest reception of the season (36 yards).
- At Seattle (10/7), recorded five receptions for a team-leading 92 yards and tallied a career-long 56-yard rush.
- At Denver (10/14), led the team with seven receptions and 109 receiving yards.
- At San Francisco (10/21), recorded his 300th career reception. Led the team in receptions (five) and receiving yards (78) with a long of 32 yards.
- Against Seattle (11/11), tallied four receptions for 89 yards, while setting a single-season career high with 832 reception yards.
- At Detroit (12/2), led the team with five receptions and 67 receiving yards. Posted an eight-yard touchdown reception.
- At Chicago (12/9), led the team with seven receptions and 61 receiving yards. Eclipsed 1,000 total receiving yards for the first time in his career.
- At Arizona (12/23), led the team in receptions (six) and reception yards (89) with a long of 39 yards, which was a touchdown. Rushed the ball twice for 15 yards with the first rushing touchdown of his career.
- Against Dallas (1/12), led the team in receptions (six) and reception yards (69) in the divisional round.
- Against New England in Super Bowl LIII (2/3), totaled five receptions for 70 yards.

**2017 (12/11, 1/1 - L.A. Rams):** Saw action in 12 games with 11 starts in his first season with the Rams. Finished the regular season with a then



career-high 781 receiving yards on 56 catches with five touchdowns. Was inactive for three contests and did not play in the regular season finale.

- At San Francisco (9/21), hauled in six receptions for 108 yards with a long 31-yard reception. It marked his fourth 100-plus yard receiving game of his career.
- At N.Y. Giants (11/5), snared two touchdowns on 70 receiving yards. Notched his first multi-touchdown game of his career. Converted a third-and-33 with a 52-yard touchdown reception, only the third, third-and-30+ conversion since 1991.
- Against Houston (11/12), registered eight receptions for 171 yards and two touchdowns. Hauled in the third-longest reception in franchise history, a 94-yard touchdown reception from Jared Goff.
- At Seattle (12/17), grabbed six passes for 45 yards with a one-yard touchdown pass.
- Against Atlanta (1/6), led the team with nine receptions (nine) and 142 receiving yards in the wild card matchup. His 142 receiving yards are the fourth-highest output in a single postseason game in Rams history.

**2016 (13/10 - Buffalo):** Played in 13 games with 10 starts and led the Bills with 613 receiving yards, while finishing second on the squad with 51 receptions. Was inactive for three contests.

- At New England (10/2), hauled in seven receptions for 89 yards.
- Against San Francisco (10/16), caught five passes for 44 yards and a touchdown.
- At Seattle (11/7), notched a then career-high 10 receptions for 162 yards.

**2015 (14/9 - Buffalo):** Saw action in 14 games with nine starts at wide receiver and registered 47 receptions for 552 yards and three touchdowns. Placed on injured reserve on Dec. 22 and missed the final two regular season games.

- Against New England (9/20), hauled in three passes for 60 yards and one touchdown.
- At Jacksonville (10/25), tied a then career-high with nine receptions for 84 yards with a touchdown.
- At Philadelphia (12/13), collected five receptions for 106 yards.

**2014 (16/15 - Buffalo):** Played in all 16 games with 15 starts at wide receiver and notched 65 receptions for 699 yards with five touchdowns.

- Against New England (10/12), led the Bills with seven receptions for 78 yards and one touchdown.
- Against N.Y. Jets (11/24), set then career-highs with nine catches for 118 yards with a touchdown reception.
- At Oakland (12/21), posted seven catches for 52 yards with a 30-yard touchdown reception.

**2013 (14/14 - Buffalo):** Started all 14 games he played in as a rookie and became the first Bills rookie receiver with 40 receptions since 2004. Led the team in receiving yards three times. Was inactive for two contests.

- Against New England (9/8), caught his first career touchdown on an 18-yard reception from E.J. Manuel.
- Against Baltimore (9/29), led the Bills with 80 receiving yards on four catches with a touchdown.
- At Jacksonville (12/15), set then career highs with five receptions for 82 yards with his third touchdown of the season. All five of his receptions resulted in first downs.

#### COLLEGE:

- Started all 38 games in his three-year career at Southern California and finished his career as the Trojans' all-time leader with 252 receptions. Ranked eighth in program history with 2,930 receiving yards and second with 32 receiving touchdowns.
- Set the Trojans all-time record for most receptions in a game with 17 catches against Minnesota (9/3/11).
- As a junior (2012), saw action in all 13 games and registered 76 receptions for 846 yards with 11 touchdowns.
- As a sophomore (2011), started all 12 games and collected 111 catches for 1,292 yards with 15 touchdowns. Led the Pac-12 with 9.3 receptions per game.
- As a true freshman (2010), started all 13 games and posted a team-best 65 receptions for 792 yards with six touchdowns. Returned 38 kickoffs for 971 yards with a score. His 1,817 all-purpose yards set a Trojans' freshman season record. Was named the Pac-10's Offensive Freshman of the Year and became the first true freshman to start the season opener at wide receiver in the post-World War II era.
- Graduated with a bachelor's degree in policy, planning and development

from Southern California.

#### PERSONAL:

- Attended Serra (Gardena, Calif.) High School where he played wide receiver and defensive back.
- As a senior (2009), was a member of the 2009 USA Today All-USA first team after tallying 15 touchdowns and more than 1,100 receiving yards. Added eight interceptions on defense, while helping the school to a 15-0 record and the California Division III championship.
- As a junior (2008), posted 81 receptions for 1,378 yards with 19 touchdowns on offense, while recording 87 tackles and seven interceptions (two returned for touchdowns) on defense. Returned five kickoffs and two punts for touchdowns while leading Serra to CIF Northwest Division finals.
- As a sophomore (2007), had 45 receptions for 801 yards with 12 touchdowns to go along with 273 rushing yards. Notched 81 tackles and nine interceptions on defense.
- Also ran track at Serra, where he won the CIF Division IV 200 and 400-meter races and was a member of the winning 1,600-meter relay team.
- Was the 2009 and 2010 South Bay Daily Breeze All-South Bay Track Athlete of the Year. Recorded bests of 21.01 in the 200 (fourth fastest in the nation in 2010) and 46.17 in the 400 (second fastest in the nation in 2010), plus a 45.8 split in the 1,600-meter relay.
- Follow Woods on Twitter at @robertwoods and on Instagram at @robertw10ds.
- Born Robert Thomas Woods on April 10, 1992 in Gardena, Calif.

## ROBERT WOODS' GAME-BY-GAME

2013 Buffalo Bills				RECEIVING					
Date	Opp.	W/L	P/S	No	Yds	Avg	Lg	TD	
Sept 8	NE	L	S	1	18	18.0	18t	1	
Sept 15	Car	W	S	4	68	17.0	28	0	
Sept 22	@ NYJ	L	S	2	35	17.5	29	0	
Sept 29	Bal	W	S	4	80	20.0	42t	1	
Oct 3	@ Cle	L	S	5	64	12.8	24	0	
Oct 13	Cin	L	S	2	9	4.5	6	0	
Oct 20	@ Mia	W	S	3	24	8.0	11	0	
Oct 27	@ NO	L	S	1	7	7.0	7	0	
Nov 3	KC	L	S	4	44	11.0	18	0	
Nov 10	@ Pit	L	IA						
Nov 17	NYJ	W	IA						
Dec 1	Atl	L	S	2	39	19.5	33	0	
Dec 8	@ TB	L	S	3	20	6.7	9	0	
Dec 15	@ Jax	W	S	5	82	16.4	20	1	
Dec 22	Mia	W	S	3	70	23.3	57	0	
Dec 29	@ NE	L	S	1	27	27.0	27	0	
<b>Totals</b>		<b>6-10</b>	<b>14/14</b>	<b>40</b>	<b>587</b>	<b>14.7</b>	<b>57</b>	<b>3</b>	

2014 Buffalo Bills				RECEIVING					
Date	Opp.	W/L	P/S	No	Yds	Avg	Lg	TD	
Sept 7	@ Chi	W	S	4	78	19.5	32	0	
Sept 14	Mia	W	S	1	5	5.0	5	0	
Sept 21	SD	L	S	3	19	6.3	15	0	
Sept 28	@ Hou	L	S	3	17	5.7	13	0	
Oct 5	@ Det	W	S	3	37	12.3	18	0	
Oct 12	NE	L	S	7	78	11.1	35	1	
Oct 19	Min	W	S	4	10	2.5	7	0	
Oct 26	@ NYJ	W	S	3	50	16.7	25	1	
Nov 9	KC	L	S	6	52	8.7	20	0	
Nov 13	@ Mia	L	S	2	15	7.5	9	0	
Nov 23	NYJ	W	S	9	118	13.1	37	1	
Nov 30	Cle	W	S	4	71	17.8	34	0	
Dec 7	@ Den	L	S	3	36	12.0	17	0	
Dec 14	GB	W	S	2	22	11.0	18	0	
Dec 21	@ Oak	L	S	7	52	7.4	30t	1	
Dec 28	@ NE	W	p	4	39	9.8	20	1	
<b>Totals</b>		<b>9-7</b>	<b>16/15</b>	<b>65</b>	<b>699</b>	<b>10.8</b>	<b>37</b>	<b>5</b>	

2015 Buffalo Bills				RECEIVING					
Date	Opp.	W/L	P/S	No	Yds	Avg	Lg	TD	
Sept 13	Ind	W	p	2	27	13.5	15	0	
Sept 20	NE	L	p	3	60	20.0	32t	1	
Sept 27	@ Mia	W	p	4	38	9.5	16	0	
Oct 4	NYG	L	p	3	33	11.0	17	0	
Oct 11	@ Ten	W	S	1	6	6.0	6	0	
Oct 18	Cin	L	S	4	47	11.8	22	0	
Oct 25	@ Jax	L	S	9	84	9.3	16t	1	
Nov 8	Mia	W	S	0	0	-	0	0	
Nov 12	@ NYJ	W	S	3	19	6.3	10	0	
Nov 23	@ NE	L	S	4	44	11.0	18	0	
Nov 29	@ KC	L	S	3	25	8.3	12	0	
Dec 6	Hou	W	S	2	19	9.5	17	1	
Dec 13	@ Phi	L	p	5	106	21.2	37	0	
Dec 20	@ Was	L	S	4	44	11.0	17	0	
Dec 27	Dal	W	IA						
Jan 3	NYJ	W	IA						
<b>Totals</b>		<b>8-8</b>	<b>14/9</b>	<b>47</b>	<b>552</b>	<b>11.7</b>	<b>37</b>	<b>3</b>	

2016 Buffalo Bills				RECEIVING					
Date	Opp.	W/L	P/S	No	Yds	Avg	Lg	TD	
Sept 11	@ Bal	L	S	4	20	5.0	9	0	
Sept 15	NYJ	L	S	1	10	10.0	10	0	
Sept 25	Ari	W	S	6	51	8.5	24	0	
Oct 2	@ NE	W	S	7	89	12.7	23	0	
Oct 9	@ LAR	W	S	2	26	13.0	17	0	
Oct 16	SF	W	S	5	44	8.8	18	1	
Oct 23	@ Mia	L	IA						
Oct 30	NE	L	p	4	50	12.5	20	0	
Nov 7	@ Sea	L	S	10	162	16.2	29	0	
Nov 20	@ Cin	W	S	3	41	13.7	24	0	
Nov 27	Jax	W	IA						
Dec 4	@ Oak	L	IA						
Dec 11	Pit	L	p	1	29	29.0	29	0	
Dec 18	Cle	W	p	1	5	5.0	5	0	
Dec 24	Mia	L	S	3	43	14.3	34	0	
Jan 1	@ NYJ	L	S	4	43	10.8	16	0	
<b>Totals</b>		<b>7-9</b>	<b>13/10</b>	<b>51</b>	<b>613</b>	<b>12.0</b>	<b>34</b>	<b>1</b>	

2017 Los Angeles Rams				RECEIVING					
Date	Opp.	W/L	P/S	No	Yds	Avg	Lg	TD	
Sept 10	Ind	W	S	3	53	17.7	27	0	
Sept 17	Was	L	S	1	8	8.0	8	0	
Sept 21	@ SF	W	S	6	108	18.0	31	0	
Oct 1	@ Dal	W	S	2	17	8.5	19	0	
Oct 8	Sea	L	S	5	66	13.2	20	0	
Oct 15	@ Jax	W	S	5	70	14.0	22	0	
Oct 22	Ari	W	S	5	59	11.8	17	0	
Nov 5	@ NYG	W	S	4	70	17.5	52t	2	
Nov 12	Hou	W	p	8	171	21.4	94t	2	
Nov 19	@ Min	L	S	8	81	10.1	23	0	
Nov 26	NO	W	IA						
Dec 3	@ Ari	W	IA						
Dec 10	Phi	L	IA						
Dec 17	@ Sea	W	S	6	45	7.5	14	1	
Dec 24	@ Ten	W	S	3	33	11.0	13	0	
Dec 31	SF	L	DNP						
<b>Totals</b>		<b>11-5</b>	<b>12/11</b>	<b>56</b>	<b>781</b>	<b>13.9</b>	<b>94t</b>	<b>5</b>	

Playoffs								
Jan 6	Atl	L	S	9	142	15.8	38	0
<b>Totals</b>		<b>0-1</b>	<b>1/1</b>	<b>9</b>	<b>142</b>	<b>15.8</b>	<b>38</b>	<b>0</b>

2018 Los Angeles Rams				RECEIVING					
Date	Opp.	W/L	P/S	No	Yds	Avg	Lg	TD	
Sept 10	@ Oak	W	S	3	37	12.3	20	0	
Sept 16	Ari	W	S	6	81	13.5	21	0	
Sept 23	LAC	W	S	10	104	10.4	22	2	
Sept 27	Min	W	S	5	101	20.2	36	1	
Oct 7	@ Sea	W	S	5	92	18.4	31	0	
Oct 14	@ Den	W	S	7	109	15.6	28	0	
Oct 21	@ SF	W	S	5	78	15.6	32	0	
Oct 28	GB	W	S	5	70	14.0	19	0	
Nov 4	@ NO	L	S	5	71	14.2	19	0	
Nov 11	Sea	W	S	4	89	22.3	35	0	
Nov 19	KC	W	S	4	72	18.0	36	1	
Dec 2	@ Det	W	S	5	67	13.4	23	1	
Dec 9	@ Chi	L	S	7	61	8.7	29	0	
Dec 16	Phi	L	S	7	74	10.6	20	0	
Dec 23	@ Ari	W	S	6	89	14.8	39t	1	
Dec 30	SF	W	S	2	24	12.0	18	0	
<b>Totals</b>		<b>13-3</b>	<b>16/16</b>	<b>86</b>	<b>1,219</b>	<b>14.2</b>	<b>39t</b>	<b>6</b>	

Playoffs								
Jan 12	Dal	W	S	6	69	11.5	18	0
Jan 20	@ NO	W	S	6	33	5.5	16	0
Feb 3	NE	L	S	5	70	14.0	18	0
<b>Totals</b>		<b>2-1</b>	<b>3/3</b>	<b>17</b>	<b>172</b>	<b>10.1</b>	<b>18</b>	<b>0</b>

## ROBERT WOODS' GAME-BY-GAME CONT.

2019 Los Angeles Rams					RECEIVING				
Date	Opp.	W/L	P/S	No	Yds	Avg	Lg	TD	
Sept 8	@ Car	W	S	8	70	8.8	22	0	
Sept 15	NO	W	S	2	33	16.5	19	0	
Sept 22	@ Cle	W	S	3	40	13.3	18	0	
Sept 29	TB	L	S	13	164	12.6	37	0	
Oct 3	@ Sea	L	S	5	48	9.6	17	0	
Oct 13	SF	L	S	0	0	-	0	0	
Oct 20	@ Atl	W	S	5	80	16.0	25	0	
Oct 27	Cin	W	S	2	36	18.0	31	0	
Nov 10	@ Pit	L	S	7	95	13.6	24	0	
Nov 17	Chi	W	IA						
Nov 25	Bal	L	S	6	97	16.2	38	0	
Dec 1	@ Ari	W	S	13	172	13.2	48	0	
Dec 8	Sea	W	S	7	98	14.0	20	1	
Dec 15	@ Dal	L	S	4	17	4.3	6	0	
Dec 21	SF	L	S	8	117	14.6	29	0	
Dec 29	Ari	W	S	7	67	9.6	37	1	
<b>Totals</b>		<b>9-7</b>	<b>15/15</b>	<b>90</b>	<b>1,134</b>	<b>12.6</b>	<b>48</b>	<b>2</b>	

2020 Los Angeles Rams					RECEIVING				
Date	Opp.	W/L	P/S	No	Yds	Avg	Lg	TD	
Sept 13	Dal	W	S	6	105	17.5	31	0	
Sept 20	@ Phi	W	S	2	14	7.0	13	0	
Sept 27	@ Buf	L	S	5	74	14.8	31	1	
Oct 4	NYG	W	S	6	36	6.0	15	0	
Oct 11	@ Was	W	S	4	71	17.8	56t	1	
Oct 18	@ SF	L	S	4	29	7.3	12	1	
Oct 26	Chi	W	S	3	22	7.3	13	0	
Nov 1	@ Mia	L	S	7	85	12.1	26	1	
Nov 15	Sea	W	S	5	33	6.6	8	0	
Nov 23	@ TB	W	S	12	130	10.8	35	1	
Nov 29	SF	L	S	7	80	11.4	30	0	
Dec 6	@ Ari	W	S	10	85	8.5	18	0	
Dec 10	NE	W	S	5	32	6.4	14	0	
Dec 19	NYJ	L	S	6	56	9.3	16	1	
Dec 27	@ Sea	L	S	4	48	12.0	19	0	
Jan 3	Ari	W	S	4	36	9.0	27	0	
<b>Totals</b>		<b>10-6</b>	<b>16/16</b>	<b>90</b>	<b>936</b>	<b>10.4</b>	<b>56t</b>	<b>6</b>	
<b>Playoffs</b>									
Jan 9	Cin	W	S	4	48	12.0	20	1	
Jan 16	@ GB	L	S	8	48	6.0	19	0	
<b>Totals</b>		<b>1-1</b>	<b>2/2</b>	<b>12</b>	<b>96</b>	<b>8.0</b>	<b>20</b>	<b>1</b>	

2021 Los Angeles Rams					RECEIVING				
Date	Opp.	W/L	P/S	No	Yds	Avg	Lg	TD	
Sept 12	Chi	W	S	3	27	9.0	19	1	
Sept 19	@ Ind	W	S	5	64	12.8	16	0	
Sept 26	TB	W	S	3	33	11.0	20	0	
Oct 3	Ari	L	S	4	48	12.0	18	1	
Oct 7	@ Sea	W	S	12	150	12.5	25	0	
Oct 17	@ NYG	W	S	2	31	15.5	16	1	
Oct 24	Det	W	S	6	70	11.7	22	0	
Oct 31	@ Hou	W	S	3	35	11.7	28	1	
Nov 7	Ten	L	S	7	98	14.0	22	0	
Nov 15	@ SF	IA							
Placed on injured reserve on Nov. 24, 2021									
<b>Totals</b>		<b>7-2</b>	<b>9/9</b>	<b>45</b>	<b>556</b>	<b>12.4</b>	<b>28</b>	<b>4</b>	

## ROBERT WOODS' NFL STATISTICS

### REGULAR SEASON

Year	Team	REGULAR SEASON		RECEIVING					RUSHING				
		GP	GS	No	Yds	Avg	Lg	TD	Att	Yds	Avg	Lg	TD
2013	Buffalo	14	14	40	587	14.7	57	3	2	16	8.0	13	0
2014	Buffalo	16	15	65	699	10.8	37	5	0	0	-	0	0
2015	Buffalo	14	9	47	552	11.7	37	3	1	0	-	0	0
2016	Buffalo	13	10	51	613	12.0	34	1	1	6	6.0	6	0
2017	L.A. Rams	12	11	56	781	13.9	94t	5	2	12	6.0	8	0
2018	L.A. Rams	16	16	86	1,219	14.2	39t	6	19	157	8.3	56	1
2019	L.A. Rams	15	15	90	1,134	12.6	48	2	17	115	6.8	20	1
2020	L.A. Rams	16	16	90	936	10.4	56t	6	24	155	6.5	40	2
2021	L.A. Rams	9	9	45	556	12.4	28	4	8	46	5.8	16t	1
<b>NFL Totals</b>		<b>125</b>	<b>115</b>	<b>570</b>	<b>7,077</b>	<b>12.4</b>	<b>94t</b>	<b>35</b>	<b>74</b>	<b>507</b>	<b>6.9</b>	<b>56</b>	<b>5</b>

### PLAYOFFS

Year	Team	PLAYOFFS		RECEIVING					RUSHING				
		GP	GS	No	Yds	Avg	Lg	TD	Att	Yds	Avg	Lg	TD
2017	L.A. Rams	1	1	9	142	15.8	38	0	0	0	-	0	0
2018	L.A. Rams	3	3	17	172	10.1	18	0	4	11	2.8	9	0
2020	L.A. Rams	2	2	12	96	8	20	1	1	-3	-3.0	-3	0
<b>NFL Totals</b>		<b>6</b>	<b>6</b>	<b>38</b>	<b>410</b>	<b>10.8</b>	<b>38</b>	<b>1</b>	<b>5</b>	<b>8</b>	<b>1.6</b>	<b>9</b>	<b>0</b>

#### Single-Game Highs

Receptions - 13 (Twice, last at Arizona 12/1/19)  
 Receiving Yards - 172 at Arizona (12/1/19)  
 Long Reception - 94t vs. Houston (11/12/17)  
 Receiving Touchdowns - 2 (Three times, last vs. L.A. Chargers 9/23/18)  
 Rushes - 4 (Twice, last vs. Chicago 10/26/20)  
 Rushing Yards - 53 at Seattle (10/7/18)  
 Long Rush - 56 at Seattle (10/7/18)  
 Rushing Touchdowns - 1 (Five times, last at Houston 10/31/21)


#### Playoff Single-Game Highs

Receptions - 9 vs. Atlanta (1/6/18)  
 Receiving Yards - 142 vs. Atlanta (1/6/18)  
 Long Reception - 38 vs. Atlanta (1/6/18)  
 Receiving Touchdowns - 1 at Seattle (1/9/21)  
 Rushes - 2 at New Orleans (1/20/19)  
 Rushing Yards - 9 vs. Dallas (1/12/19)  
 Long Rush - 9 vs. Dallas (1/12/19)

#### Additional Career Statistics

Punt Returns - 1 for 11 yards (2014), 1 FC (2018)  
 Kickoff Returns - 1 for 9 yards (2013), 1 for 0 yards (2018)  
 Misc. Tackles - 4 (2013), 4 (2014), 4 (2015), 2 (2018), 3 (2019), 2 (2020), 1 (2021)





# 5 LOGAN WOODSIDE

**QUARTERBACK • 6'1" • 213 LBS • COLLEGE: TOLEDO**

**ACQUIRED: FREE AGENT - 2018**

**NFL EXPERIENCE (NFL/TITANS): 3/3 • HOMETOWN: FRANKFORT, KY.**

**GAMES PLAYED/GAMES STARTED: 11/0 (PLAYOFFS: 0/0)**



**PRO:** Quarterback Logan Woodside spent the entire 2020 and 2021 seasons on the Titans' 53-man roster as the team's backup quarterback behind Ryan Tannehill. He appeared in 11 total games during that time period. The 6-foot-1 inch, 213-pounder was originally drafted by the Cincinnati Bengals in the seventh round (249th overall) of the 2018 NFL Draft. He spent the first three weeks of the 2018 season with the Titans on the practice squad, and he re-signed with the club during the 2019 offseason following a stint with the Alliance of American Football League's San Antonio Commanders. He spent all of the 2019 campaign on the Titans' practice squad injured list. A native of Frankfort, Ky., he established program records at Toledo in passing yards (10,514), touchdowns (93), passing efficiency (162.87) and 300-yard games (17) during a four-year career. His 93 touchdown passes ranked fifth all-time in MAC history.

#### CAREER HIGHLIGHTS:

- In 2020, Woodside made his NFL debut as a reserve at quarterback and appeared in six contests on the season. He completed one seven-yard pass on a fake punt.

#### TITANS TIDBITS:

- In his free time, he enjoys playing golf and fishing in his home state of Kentucky.
- His hometown of Frankfort, Ky., is a three-hour drive from Nashville.
- During the 2019 offseason, Woodside played for the Alliance of American Football League's San Antonio Commanders. In seven AAF games, he completed 116 of 201 passes for 1,385 yards and seven touchdowns.

#### CAREER TRANSACTIONS:

- The Frankfort, Ky., native was originally selected by the Cincinnati Bengals in the seventh round (249th overall) of the 2018 NFL Draft.
- Waived by the Bengals on Sept. 1, 2018.
- Signed by the Titans to the practice squad on Sept. 3, 2018.
- Released by the Titans from the practice squad on Sept. 25, 2018.
- Re-signed by the Titans on April 8, 2019.
- Waived by the Titans on Aug. 31, 2019, and signed to the team's practice squad a day later.
- Signed by the Titans to a future's contract on Jan. 20, 2020.

#### SEASON RECAPS:

**2021 (5/0, 0/0):** Saw action as a reserve in five games. Dressed but did not play as the backup quarterback in 11 regular season games and the postseason contest. Missed one game on the reserve/COVID-19 list.

- Against Kansas City (10/24), entered the game as a reserve for the final drive and knelt down once.
- At Indianapolis (10/31), took the final snap of regulation, a kneel down, after Ryan Tannehill left the game briefly with an injury.
- At L.A. Rams (11/7), took the final kneel down snap on the last play of the game.
- At New England (11/28), missed the game on the reserve/COVID-19 list.
- Against Jacksonville (12/12), saw action as the backup quarterback for the final three kneel downs.
- Against Miami (1/2), saw action as a reserve late in the fourth quarter.

**2020 (6/0, 0/0):** Saw action as a reserve at quarterback in six games and completed one of three passes for seven yards. Rushed seven times for 10 yards. Did not play as the backup quarterback in 10 regular season games and the postseason contest. Appeared in his first career NFL contest against Indianapolis (11/12/20).

- Against Indianapolis (11/12), made his NFL debut as a reserve late in the

fourth quarter but did not attempt a pass.

- At Baltimore (11/22), completed his first career pass on a fake punt with a seven-yard connection to Nick Westbrook-Ikhine in the second quarter.
- At Indianapolis (11/29), entered the game as a reserve for the final series and knelt three times for minus five yards.
- At Jacksonville (12/13), entered the game at quarterback for the final drive and rushed once for 18 yards on a third-and-one bootleg.
- Against Detroit (12/20), played as a reserve for the final series and knelt three times for minus three yards.
- At Green Bay (12/27), entered the game for the final drive of the game and attempted two passes.

**2019 (0/0, 0/0):** Began the season on the practice squad and was placed on the practice squad injured list in Week 1.

#### COLLEGE:

- Appeared in 43 games over four seasons at Toledo and set program records for passing yards (10,514), touchdowns (93), passing efficiency (162.87) and 300-yard games (17). He tied for fourth in completion percentage (65.1). Woodside ranks fifth all-time in MAC history with 93 touchdown passes. Completed 759 of 1,166 passes for 10,514 yards and 93 touchdowns, averaging 244.5 yards per game, and also carried the ball 146 times for 88 yards and four touchdowns. Went 29-9 as a starter over four seasons.
- As a senior (2017), appeared in 14 contests and completed 264 of 411 passes for 3,882 yards with 28 touchdowns and eight interceptions. Led the MAC in completion percentage (64.2), passing efficiency (162.2), touchdowns (28), passing yards (3,882), yards per completion (14.7), and yards per attempt (9.45). Named MAC Offensive Player of the Year, earned Vern Smith Leadership Award (MAC MVP), first team All-MAC, and named MAC West Offensive Player of the Week three times. Also named official contender for the Heisman Trophy by the Heisman Trophy Trust. Had six 300-yard passing games as a senior, including one 400-yard game against Tulsa (9/16).
- As a junior (2016), saw action in 13 games and was a first-team All-MAC selection. Completed 289 of 418 passes for 4,129 yards with 45 touchdowns and nine interceptions. His 45 touchdowns led the nation and broke the previous Toledo record of 29. Led the MAC and ranked sixth in the nation in passing yards per game (317.6), second in the MAC and fourth in the nation in completion percentage (69.1) and threw at least three touchdown passes in 12 of 13 games. Named a Heisman Trophy contender by the Heisman Trophy Trust.
- Redshirted in 2015 and retained junior eligibility.
- As a sophomore (2014), appeared in 12 contests and completed 185 of 296 passes for 2,263 yards with 19 touchdowns and eight interceptions. Ranked fourth in the MAC in passing efficiency (142.5) and completion percentage (62.5).
- As a freshman (2013), played in four games with one start as a true freshman. Completed 21 of 41 attempts for 240 yards and one touchdown.
- Graduated from Toledo in 2016 with a degree in marketing.

#### PERSONAL:

- Attended Franklin County (Ky.) High School and earned first-team all-state honors from MaxPreps as a senior.
- As a senior, completed 138 of 212 passes for 2,951 yards and a school record 41 touchdowns. Led his school to a 12-1 record and advanced to the third round of state playoffs. Rushed for 428 yards and nine touchdowns, and added 65.5 tackles, five interceptions and 13 passes defended on defense.

- As a junior, threw for 2,560 yards and 29 touchdowns. Rushed for 417 yards and seven touchdowns.
- Son of Jason Woodside and Emily Cleveland.
- Has one step-brother, Tyler Cleveland.
- Born Logan Miles Woodside on Jan. 27, 1995 in Frankfort, Ky.

## LOGAN WOODSIDE'S GAME-BY-GAME

2020 Tennessee Titans				PASSING											RUSHING					COMBINED RUSH + PASS		
Date	Opp	W/L	P/S	Att	Cmp	Pct	Yds	Yds/Att	TD	Int	Lg	Sk	Lst	Rating	Att	Yds	Avg	Lg	TD	Yards	Touchdowns	
Sept 14	@ Den	W	DNP																			
Sept 20	Jax	W	DNP																			
Sept 27	@ Min	W	DNP																			
Oct 13	Buf	W	DNP																			
Oct 18	Hou	W	DNP																			
Oct 25	Pit	L	DNP																			
Nov 1	@ Cin	L	DNP																			
Nov 8	Chi	W	DNP																			
Nov 12	Ind	L	p	0	0	-	0	-	0	0	0	0	0	-	0	0	-	0	0	0	0	
Nov 22	@ Bal	W	p	1	1	100.0	7	7.0	0	0	7	0	0	95.8	0	0	-	0	0	7	7	
Nov 29	@ Ind	W	p	0	0	-	0	-	0	0	0	0	0	-	3	-5	-1.7	-1	0	-5	-5	
Dec 6	Cle	L	DNP																			
Dec 13	@ Jax	W	p	0	0	-	0	-	0	0	0	0	0	-	1	18	18.0	18	0	18	18	
Dec 20	Det	W	p	0	0	-	0	-	0	0	0	0	0	-	3	-3	-1.0	-1	0	-3	-3	
Dec 27	@ GB	L	p	2	0	0.0	0	0.0	0	0	0	0	0	39.6	0	0	-	0	0	0	0	
Jan 3	@ Hou	W	DNP																			
<b>Totals</b>		<b>11-5</b>	<b>6/0</b>	<b>3</b>	<b>1</b>	<b>33.3</b>	<b>7</b>	<b>2.3</b>	<b>0</b>	<b>0</b>	<b>7</b>	<b>0</b>	<b>0</b>	<b>42.4</b>	<b>7</b>	<b>10</b>	<b>1.4</b>	<b>18</b>	<b>0</b>	<b>17</b>	<b>17</b>	
<b>Playoffs</b>																						
Jan 10	Bal	L	DNP																			
<b>Totals</b>		<b>0-1</b>	<b>0/0</b>	<b>0</b>	<b>0</b>	<b>0.0</b>	<b>0</b>	<b>0.0</b>	<b>0</b>	<b>0</b>	<b>0</b>	<b>0</b>	<b>0</b>	<b>0.0</b>	<b>0</b>	<b>0</b>	<b>0.0</b>	<b>0</b>	<b>0</b>	<b>0</b>	<b>0</b>	
2021 Tennessee Titans																						
Sept 12	Ari	L	DNP																			
Sept 19	@ Sea	W	DNP																			
Sept 26	Ind	W	DNP																			
Oct 3	@ NYJ	L	DNP																			
Oct 10	@ Jax	W	DNP																			
Oct 18	Buf	W	DNP																			
Oct 24	KC	W	p	0	0	-	0	-	0	0	0	0	0	-	1	-1	-1.0	-1	0	-1	-1	
Oct 31	@ Ind	W	p	0	0	-	0	-	0	0	0	0	0	-	1	-1	-1.0	-1	0	-1	-1	
Nov 7	@ LAR	W	p	0	0	-	0	-	0	0	0	0	0	-	1	-1	-1.0	-1	0	-1	-1	
Nov 14	NO	W	DNP																			
Nov 21	Hou	L	DNP																			
Nov 28	@ NE	L	R/C																			
Dec 12	Jax	W	p	0	0	-	0	-	0	0	0	0	0	-	3	-3	-1.0	-1	0	-3	-3	
Dec 19	@ Pit	L	DNP																			
Dec 23	SF	W	DNP																			
Jan 2	Mia	W	p	0	0	-	0	-	0	0	0	0	0	-	0	0	-	0	0	0	0	
Jan 9	@ Hou	W	DNP																			
<b>Totals</b>		<b>12-5</b>	<b>5/0</b>	<b>0</b>	<b>0</b>	<b>-</b>	<b>-</b>	<b>-</b>	<b>0</b>	<b>0</b>	<b>0</b>	<b>0</b>	<b>0</b>	<b>-</b>	<b>6</b>	<b>-6</b>	<b>-1.0</b>	<b>-1</b>	<b>0</b>	<b>-6</b>	<b>-6</b>	
<b>Playoffs</b>																						
Jan 22	Cin	L	DNP																			
<b>Totals</b>		<b>0-1</b>	<b>0/0</b>	<b>0</b>	<b>0</b>	<b>0.0</b>	<b>0</b>	<b>0.0</b>	<b>0</b>	<b>0</b>	<b>0</b>	<b>0</b>	<b>0</b>	<b>0.0</b>	<b>0</b>	<b>0</b>	<b>0.0</b>	<b>0</b>	<b>0</b>	<b>0</b>	<b>0</b>	

## LOGAN WOODSIDE'S NFL STATISTICS

REGULAR SEASON			PASSING											RUSHING				
Year	Team	GP/GS	Att	Cmp	Pct	Yds	Yd/Att	TD	INT	Lg	Sk	Yds	Rat	Att	Yds	Avg	Lg	TD
2020	TEN	6/0	3	1	33.3	7	2.3	0	0	7	0	0	42.4	7	10	1.4	18	0
2021	TEN	5/0	0	0	-	0	-	0	0	0	0	0	-	6	-6	-1.0	-1	0
<b>NFL Totals</b>		<b>11/0</b>	<b>3</b>	<b>1</b>	<b>33.3</b>	<b>7</b>	<b>2.3</b>	<b>0</b>	<b>0</b>	<b>7</b>	<b>0</b>	<b>0</b>	<b>42.4</b>	<b>13</b>	<b>4</b>	<b>0.3</b>	<b>18</b>	<b>0</b>

PLAYOFFS			PASSING											RUSHING				
Year	Team	GP/GS	Att	Cmp	Pct	Yds	Yd/Att	TD	INT	Lg	Sk	Yds	Rat	Att	Yds	Avg	Lg	TD
2020	TEN	0/0	0	0	-	0	-	0	0	0	0	0	-	0	0	-	0	0
2021	TEN	0/0	0	0	-	0	-	0	0	0	0	0	-	0	0	-	0	0
<b>NFL Totals</b>		<b>0/0</b>	<b>0</b>	<b>0</b>	<b>-</b>	<b>0</b>	<b>-</b>	<b>0</b>	<b>0</b>	<b>0</b>	<b>0</b>	<b>0</b>	<b>-</b>	<b>0</b>	<b>0</b>	<b>-</b>	<b>0</b>	<b>0</b>

### Single-Game Highs

Attempts - 2 at Green Bay (12/27/20)

Completions - 1 at Baltimore (11/22/20)

Passing Yards - 7 at Baltimore (11/22/20)

Touchdown Passes -

Long Completion - 7 at Baltimore (11/22/20)

Completion Percentage -

Passer Rating -

Rushes - 3 (Twice, last vs. Detroit 12/20/20)

Rushing Yards - 18 at Jacksonville (12/13/20)

Long Rush - 18 at Jacksonville (12/13/20)






TENNESSEE TITANS

**ROOKIE  
FREE AGENTS**



# 54 DAVID ANENIH

OUTSIDE LINEBACKER • 6'2" • 245 LBS • COLLEGE: HOUSTON



Signed by the Titans as an undrafted free agent on May 13, 2022... appeared in 56 games with 29 starts over five seasons at Houston (2017-21)...tallied 99 career tackles, 32 tackles for loss, 20.5 sacks, seven passes defended, four forced fumbles and one fumble recovery.


**As a redshirt senior (2021)**, started 14 games and set career-high marks with 30 tackles and 10 tackles for loss...added five sacks, two passes defended, one forced fumble and one fumble recovery...earned first-team all-conference honors...**as a senior (2020)**, appeared in all eight games and made seven starts...tallied 17 tackles, 6.5 tackles for loss, 4.5 sacks, one pass defended and one forced fumble...his 4.5 sacks ranked second on the team and fifth in the conference...**as a junior (2019)**, saw action in 12 games and made eight starts...recorded 26 tackles, seven tackles for loss, a team-high-tying five sacks, three passes defended and one forced fumble...**as a sophomore (2018)**, played in all 13 games and ranked third on the team with four sacks and 6.5 tackles for loss...added 20 tackles, one pass defended and one forced fumble...**as a freshman (2017)**, appeared

in nine games and amassed six tackles, two tackles for loss and two sacks...graduated from Houston in December 2021 with a degree in retail and consumer science.

**High school/personal:** attended Mansfield Timberview (Texas) High School where he earned class 5A all-state honorable mention and district 10-5A first-team honors as a senior...was a three-star recruit according to Rivals, Scout and 247Sports...didn't begin playing football until his junior year of high school as he was always a soccer player...also competed in track and field...is an anime fan and lists Dragon Ball Z as his favorite anime show...son of Chris and Margaret Anenih...loves dogs and is an avid Madden player...@danenih on Twitter and @davidanenih on Instagram...last name pronounced ah-NIH-knee...born David Enimare Anenih on Aug. 15, 1999 in Arlington, Texas.

# 23 TRE AVERY

CORNERBACK • 5'11" • 181 LBS • COLLEGE: RUTGERS



Signed by the Titans as an undrafted free agent on May 13, 2022... appeared in 35 games with 22 starts over four seasons at Rutgers (2018-21)...totaled 92 career tackles, 4.5 tackles for loss, one sack, four interceptions, 17 passes defended and one forced fumble...added eight kick returns for 169 yards.


**As a senior (2021)**, saw action in 12 games with nine starts and tallied a career-high-tying 37 tackles...added 1.5 tackles for loss, one interception and six passes defended...**as a junior (2020)**, started all nine games and recorded career-bests with 37 tackles, two tackles for loss and a team-high-tying eight passes defended...added one interception...named third-team All-Big Ten by the league's coaches and media...**as a sophomore (2019)**, played in all 12 games and made four starts...posted 17 tackles, one tackle for loss, one sack, a career-best two interceptions, three passes defended and one forced fumble...added eight kick returns for 169 yards (21.1-yard avg.) including a long return of 28 yards...**as a redshirt freshman**

**(2018)**, appeared in two games and notched one tackle...transferred to Rutgers in 2017 from Toledo where he did not appear in a game...redshirted in 2017...transferred to Toledo from Ohio State in 2016 prior to the season...graduated from Rutgers in May 2021 with a degree in labor studies and employment relations.

**High school/personal:** attended Franklin (Md.) High School where he was named first team all-state and all-metro as a senior...collected 91 tackles, seven passes defended and four interceptions at Franklin...transferred to Franklin from St. Frances Academy (Md.) where he earned honorable mention all-state and all-conference accolades as a junior...son of Talita Avery...@t21avery on Twitter and @t.avery21 on Instagram...born Tre Avery on Feb. 26, 1997 in Baltimore, Md.

# 36 JULIUS CHESTNUT

RUNNING BACK • 5'11" • 228 LBS • COLLEGE: SACRED HEART



Signed by the Titans as an undrafted free agent on May 13, 2022...saw action in 32 games over four seasons at Sacred Heart (2018-21)...logged 593 carries for 3,467 yards (5.8-yard avg.) and 29 touchdowns...career-long carry went for 86 yards...made 28 receptions for 412 yards (14.7-yard avg.) and five scores...added 10 kick returns for 108 yards and two punt returns for 10 yards.

**As a senior (2021)**, played in five games and posted 91 rushes for 542 yards (6.0-yard avg.) and three touchdowns...recorded a season-long rush of 39 yards...caught two passes for 15 yards...**as a junior (2020)**, appeared in four games and rushed 93 times for 717 yards (7.7-yard avg.) and eight scores...posted a season-long rush of 69 yards...averaged 205.2 all-purpose yards per contest which led the FCS...added eight catches for 171 yards and three touchdowns including a career-long 60-yard reception...earned first-team All-American recognition by AP and FCS...named Northeast Conference Offensive Player of the Year...**as a sophomore (2019)**, saw action in 12 games and set career-highs with 293 carries for 1,495 yards and 11 touchdowns...his 1,495 rushing yards were the second-most in program history and third-most in the nation...logged a career-long 86-yard rush...also caught a career-high 14 passes for a career-best 179 yards and two scores...added two punt returns for

10 yards...earned third-team All-American recognition by AP and first-team All-NEC honors...recorded 100-yard rushing games in nine contests...**as a freshman (2018)**, played in 11 games and rushed 116 times for 713 yards with seven touchdowns...rushed for a season-high gain of 75 yards...made four catches for 47 yards...added 10 kick returns for 108 yards including a long of 29 yards...also made six tackles and one forced fumble on defense...named the NEC Offensive Rookie of the Year...graduated from Sacred Heart in May 2022 with a degree in economics.

**High school/personal:** attended Archbishop Spalding (Md.) High School where he carried the ball 133 times for 817 yards and 13 touchdowns as a senior...son of Nichelle and Keith Chestnut...has one older sister, Torri...while at Sacred Heart, Chestnut interned for the school's athletic department and assisted with statistical analysis, marketing, and ticket sales...his father, Keith, owns a landscaping company and throughout high school and college breaks, Chestnut would work for his dad laying mulch...@j.chestnut7 on Instagram and @juliuschestnut on Twitter...born Julius Chestnut on Oct. 26, 2000 in Bowie, Md.

# 79 HASKELL GARRETT

DEFENSIVE TACKLE • 6'2" • 300 LBS • COLLEGE: OHIO STATE



Signed by the Titans as an undrafted free agent on May 13, 2022... appeared in 53 games with 14 starts over five seasons at Ohio State (2017-21)...totaled 62 career tackles, 13.5 tackles for loss, 7.5 sacks, one interception returned for a score, four passes defensed, two fumble recoveries with one returned for a touchdown, and one blocked kick.


**As a graduate (2021)**, saw action on 12 games and made seven starts... tallied career-highs with 22 tackles, seven tackles for loss, a team-leading five sacks and two fumble recoveries with one returned for a touchdown...added one pass defensed and one blocked kick...named team co-captain...earned first-team All-Big Ten honors and second-team All-American recognition by the Associated Press...**as a senior (2020)**, played in eight games with seven starts...tallied 20 tackles, four tackles for loss, two sacks, one interception returned for a touchdown, and two passes defensed...awarded first-team All-American honors by CBS Sports...**as a junior (2019)**, appeared in 11 games and registered 10 tackles and 2.5 tackles for loss...**as a sophomore (2018)**, saw action in 14 contests and notched seven tackles and one pass defensed...**as a freshman (2017)**,

played in eight games and tallied three tackles...graduated from Ohio State in 2021 with a degree in sociology.

**High school/personal:** attended Bishop Gorman (Nev.) High School where he was a consensus four-star prospect... went 43-0 during his three seasons and won state and overall national championships all three years...tallied 54 tackles, 20 tackles for loss, 7.5 sacks and an interception as a senior in 2016...totaled 56.5 tackles for loss and 25 sacks over his career...earned 4A Sunset/Southwest League defensive most valuable player recognition and first-team all-state honors... lived with the Mook family while attending Bishop Gorman, who he met through participation in football camps while growing up...son of Maria Key and the late Haskell Garrett Sr...recovered from a gunshot wound to the face in the summer of 2020 to play in all eight of the Buckeyes games that fall...@haskellgarrett on Twitter and @haskellgarrett92 on Instagram...born Haskell Abraham Garrett on May 4, 1998 in Las Vegas, Nev.

# 40 KENNETH GEORGE JR.

CORNERBACK • 6'0" • 194 LBS • COLLEGE: TENNESSEE



Signed by the Titans as an undrafted free agent on May 16, 2022 following a rookie minicamp tryout...appeared in 32 games with 11 starts over four seasons at Tennessee (2018-21)...posted 52 career tackles, one tackle for loss, one interception, 10 passes defended and two fumble recoveries... transferred to Tennessee from Trinity Valley (Texas) Community College following the 2017 season where he played in 11 games and amassed 24 tackles, two interceptions and eight passes defended.


**As a graduate (2021)**, saw action in eight games and tallied five tackles, one tackle for loss and one fumble recovery...**as a senior (2020)**, played in eight games and made five starts...posted a career-best 25 tackles and six passes defended...added one fumble recovery...**as a junior (2019)**, appeared in 12 games with six starts and registered 19 tackles, one interception and four passes defended...**as a sophomore (2018)**, saw action in four games before suffering a season-ending injury...totaled three

tackles...transferred to Tennessee from Trinity Valley (Texas) Community College following the 2017 season...**as a redshirt freshman (2017)**, played in 11 games and amassed 24 tackles, two interceptions and eight passes defended at Trinity Valley (Texas) Community College...redshirted in 2016...graduated in December 2020 from Tennessee with a degree in communications.

High school/personal: attended Acadiana (La.) High School where he was a part of two consecutive state championship teams in 2013 and 2014... nicknamed "KG"...has two siblings, Travis Gray and Ki'onna George... @kennethgeorgejr on Twitter and Instagram...born Kenneth Wayne George Jr. on March 14, 1997 in Lafayette, La.

# 50 JACK GIBBENS

LINEBACKER • 6'3" • 242 LBS • COLLEGE: MINNESOTA



Signed by the Titans as an undrafted free agent on May 13, 2022... appeared in 13 games with 13 starts in one season at Minnesota (2021)... tallied 92 tackles, 4.5 tackles for loss, three passes defended and one forced fumble...transferred to Minnesota after playing four seasons at Abilene Christian (2017-20) where he saw action in 39 games and recorded 257 tackles, 22 tackles for loss, seven sacks, five interceptions, 11 passes defended, one forced fumble, three fumble recoveries and one blocked kick.


**As a graduate (2021)**, started all 13 games in his lone season at Minnesota...amassed 92 tackles, 4.5 tackles for loss, three passes defended and one forced fumble...earned All-Big Ten honorable mention recognition...transferred to Minnesota from Abilene Christian after the 2020 season...**as a senior (2020)**, saw action in six contests and notched 49 tackles, 4.5 tackles for loss, two sacks, one interception, one forced fumble, two fumble recoveries and one blocked kick...**as a junior (2019)**, appeared in 12 games and tallied a career-high 104 tackles...added 8.5 tackles for loss, 2.5 sacks, a career-best two interceptions, six passes defended and one fumble recovery...**as a sophomore (2018)**, played in 11 games and amassed 77 tackles, 8.5 tackles for loss, 2.5 sacks, one interception

and one pass defended...earned Southland Conference honorable mention accolades... **as a freshman (2017)**, saw action in 10 contests and notched 27 tackles, 0.5 tackle for loss and one interception...graduated from Abilene Christian in August 2020 with a degree in accounting and finance...graduated from Minnesota in December 2021 with a master's in accounting.

High school/personal: attended Smithson Valley (Texas) High School... has two brothers, Will and Brad, and two sisters, Victoria and Kristin...son of Dan and Jeri Gibbens...married to Colleen...while at Abilene Christian, Gibbens spent time working as a financial analysis intern and served as a teaching and research assistant...volunteered with two organizations while in college: New Horizons, while helps children through counseling, foster care, and adoption; and Palm House, which provides neighborhood resources...@johngibbens18 on Twitter and @jack.gibbens on Instagram... born John Wyatt Gibbens on Nov. 24, 1998 in Bulverde, Texas.

# 32 MICHAEL GRIFFIN II

SAFETY • 5'11" • 213 LBS • COLLEGE: SOUTH DAKOTA STATE



Signed by the Titans as an undrafted free agent on May 13, 2022...appeared in 37 games with 35 starts over three seasons at South Dakota State (2019-21)...tallied 159 tackles, 1.5 tackles for loss, seven interceptions, eight passes defended and two fumble recoveries...transferred to South Dakota State in 2018 after playing two seasons at Southwest Minnesota State (2016-17)...he appeared in 20 games with 12 starts for the Mustangs and notched 97 tackles, 1.5 tackles for loss, one sack, one interception, eight passes defended and three fumble recoveries.


**As a senior (2021)**, started all 15 games and amassed a career-high 72 tackles...added one interception and four passes defended...as a junior (2020), saw action in 10 games with nine starts...totaled 47 tackles, 1.5 tackles for loss, two interceptions and two passes defended...finished fourth on the squad in tackles and second on the team in interceptions...**as a redshirt junior (2019)**, appeared in 12 games and made 11 starts in his first season at South Dakota State...tallied 40 tackles, a career-high and team-leading four interceptions, two passes defended and two forced fumbles...earned Missouri Valley Football Conference All-Newcomer Team recognition...redshirted in 2018 after transferring from Southwest

Minnesota State...**as a sophomore (2017)**, started all 11 games and finished second on the team with 85 tackles...added 1.5 tackles for loss, one sack, seven passes defended and three fumble recoveries...**as a freshman (2016)**, played in nine games with one start as a true freshman at Southwest Minnesota State...finished the season with 12 tackles, one interception and one pass defended...graduated in May 2021 from South Dakota State with a degree in business economics.

**High school/personal:** attended Park (Minn.) High School where he earned all-conference and all-district recognition...was also an all-conference and all-district honoree in track and field...team captain for basketball and track and field...son of Christina Austin and Michael Griffin...involved in South Dakota State's Diversity in Athletics program...@m\_griffinjr on Twitter and @michael\_griffin8 on Instagram...born Michael Lewis Griffin II on June 23, 1998 in Cottage Grove, Minn.

# 61 HAYDEN HOWERTON

GUARD • 6'3" • 300 LBS • COLLEGE: SOUTHERN METHODIST



Signed by the Titans as an undrafted free agent on May 13, 2022...appeared in 59 games with 53 starts over five seasons at Southern Methodist (2017-21)...made 39 starts at left guard, 12 starts at center, and two starts at right guard over his career.

**As a graduate (2021)**, started all 12 games with 10 starts at left guard and two starts at right guard...named first team all-conference by Pro Football Focus...earned second-team all-conference recognition...**as a senior (2020)**, started all 10 games at left guard...earned All-AAC second-team recognition... named first-team all-conference by Pro Football Focus...helped the Mustangs rank 15th nationally in scoring offense (38.6 points per game)...**as a junior (2019)**, started all 13 games all at left guard...blocked for an offense that ranked seventh nationally in scoring offense (41.8 points per game)...named to the Rimington Trophy preseason watch list...**as a sophomore (2018)**, started all 12 games at center...**as a freshman (2017)**, saw action in 12 games and made six starts at left guard...helped the Mustangs offense rank 12th in the nation in scoring

(37.8 points per game)...graduated from Southern Methodist in 2020 with a degree in sport performance and graduated in 2021 with a master's in management.

**High school/personal:** attended Katy (Texas) High School where he was named a three-star recruit by ESPN, Rivals and 247 Sports...earned first-team All-Greater Houston recognition as a junior and senior... son of Rodney and Teri Howerton...father, Rodney, played left guard for Sam Houston State...mother, Teri, was a member of the dance team at Sam Houston State...brother, Dylan, plays offensive line for Abilene Christian...grew up raising longhorns in Hallettsville, Texas...engaged to Kara...@h\_howerton75 on Twitter and Instagram...born Hayden Thomas Howerton on Feb. 11, 1999 in Katy, Texas.



# 84 BRANDON LEWIS


WIDE RECEIVER • 5'9" • 175 LBS • COLLEGE: AIR FORCE

Signed by the Titans as an undrafted free agent on May 13, 2022... appeared in 22 games with five starts over four seasons at Air Force (2018-21)...tallied 35 career catches for 798 yards (22.8-yard avg.) including a long reception of 92 yards with three touchdowns...added 42 carries for 360 yards (8.6-yard avg.) and two scores.

**As a senior (2021)**, appeared in 13 games with four starts and registered 21 receptions for 619 yards (29.5-yard avg.) with three touchdowns, all of which set career-high marks...hauled in a career-long 92-yard catch...rushed a career-best 21 times for a career-high 179 yards and one score... **as a junior (2020)**, saw action in five contests with one start...finished second on the squad with nine catches for 79 yards...finished third on the team with 180 rushing yards and one touchdown on 20 carries...**as a sophomore (2019)**, did not see game action...**as a freshman (2018)**, played in four games and caught five passes for 100 yards (20.0-yard avg.)

including a long catch of 40 yards...posted a one-yard rush...graduated from Air Force in May 2022 with a degree in management.

**High school/personal:** attended Madison (Calif.) High School where he earned first-team All-San Diego honors after helping his team win a state championship in 2016...lettered three years in track and two years in soccer...son of Derrick and Brandy Lewis...father is an E-7 chief petty officer in the Navy...has three brothers, all of whom have served in the Marine Corps...younger brother is stationed in Okinawa, Japan...member of cadet squadron three...completed survival training in the summer of 2019...@blew\_00 on Instagram...born Brandon Lewis on Feb. 8, 1999 in San Diego, Calif.



# 71 JALEN MCKENZIE

TACKLE • 6'5" • 310 LBS • COLLEGE: SOUTHERN CALIFORNIA

Signed by the Titans as an undrafted free agent on May 13, 2022... appeared in 43 games with 26 starts along the offensive line over four seasons at Southern California (2018-21)...made 15 starts at right tackle and 11 starts at right guard.

**As a senior (2021)**, appeared in all 12 games and made five starts at right tackle...**as a junior (2020)**, started all six games at right tackle...earned All-Pac-12 honorable mention recognition...**as a sophomore (2019)**, started all 13 games...made 11 starts at right guard and two starts at right tackle...**as a redshirt freshman (2018)**, saw action in all 12 games and made two starts at right tackle...redshirted in 2017...graduated from Southern California in spring 2021 with a degree in international relations.

**High school/personal:** attended Clayton Valley (Calif.) High School where he earned a number of honors as a senior including Prep Star All-West Region, USA today All-California second team, and San Francisco Chronicle

All-Metro second-team recognition as an offensive and defensive lineman...helped his team to a 2016 state Class 5-AA title as a senior...while at Southern California, served as a member of the United Black Student Athletes Association...father, Reggie McKenzie, played linebacker at the University of Tennessee (1981-84) and went on to play in the NFL for the Los Angeles Raiders, Phoenix Cardinals, and San Francisco 49ers...was also the general manager of the Oakland Raiders (2012-18) and currently works in personnel for the Miami Dolphins...brother, Kahlil, played defensive line at Tennessee (2015-17) and is currently in the NFL...uncle, Raleigh McKenzie, played center at Tennessee (1981-84) and went on to play in the NFL and win two Super Bowls with Washington...@pcbjaypeeze\_ on Twitter and @jay\_peeze70 on Instagram...born Jalen McKenzie on July 10, 1999 in Concord, Calif.



# 67 XAVIER NEWMAN

CENTER/GUARD • 6'2" • 297 LBS • COLLEGE: BAYLOR

Signed by the Titans as an undrafted free agent on May 13, 2022... appeared in 47 games with 37 starts over five seasons at Baylor (2017-21)...made 28 starts at left guard, eight at right guard, and started one contest at center.

**As a graduate (2021)**, started all 14 games at left guard...helped pave the way for Baylor to average 219.3 rushing yards per game, ranking 10th nationally...earned Big 12 honorable mention recognition...**as a senior (2020)**, played in five games with four starts...made three starts at left guard and one start at center...**as a junior (2019)**, saw action in 10 games and made eight starts at right guard...**as a sophomore (2018)**, appeared in seven games with three starts at left guard...**as a freshman (2017)**, played in 11 games with eight starts at left guard...graduated from Baylor in May

2021 with a degree in health, kinesiology and leisure studies.

**High school/personal:** attended Desoto (Texas) High School where he earned first team Class 6A all-state recognition as a senior after leading his team to a 16-0 record and a DII state championship...ranked as the No. 37 prospect by ESPN, No. 49 by 247Sports, and No. 64 by Scout prospect in the state of Texas...while at Baylor, served on mission trips to Puerto Rico (May 2018) and South Africa (May 2019)...son of Michell and the late Leon Brigham...@xaviernewman55 on Twitter and @xaviernewman on Instagram...born Xavier Newman on Aug. 4, 1999 in Desoto, Texas.



# 49 THOMAS ODUKOYA

TIGHT END • 6'6" • 253 LBS • COLLEGE: EASTERN MICHIGAN



Signed by the Titans as an undrafted free agent on May 13, 2022, as part of the NFL's International Player Pathway program...saw action in 40 games with 30 starts over four seasons at Eastern Michigan (2018-21)...tallied 21 career catches for 194 yards and four touchdowns for the Eagles...earned a scholarship to Eastern Michigan after competing at junior colleges Garden City (Kan.), and West Hills-Coalinga (Calif.).

**As a graduate (2021)**, started all 13 games and tallied career-best marks in receptions (13), receiving yards (130), and tied his career-high mark with two receiving scores...caught a season-long 18-yard pass...earned third-team All-MAC recognition...**as a senior (2020)**, started all six games...made five catches for 48 yards with two touchdowns...caught a career-long 20-yard pass...named a team captain...was a semifinalist for the Campbell Trophy...named to the John Mackey Award watch list for the second consecutive year...selected to wear jersey No. 2, a program honor bestowed upon the most deserving pass catcher...**as junior (2019)**, appeared in all 13 games and made seven starts...logged three receptions for 16 yards...named to the John Mackey Award watch list...**as a sophomore (2018)**, saw action in eight games and made four starts...transferred to Eastern Michigan in 2017 from Garden City (Kan.) Community College...

appeared in the season opener but suffered a season-ending injury...transferred to Garden City Community College from West Hills-Coalinga junior college in 2016...**as a freshman (2016)**, played one season at West Hills-Coalinga junior college where he was named all-conference after collecting 15 receptions for 184 yards and two touchdowns...graduated in December 2020 with a degree in sport management from Eastern Michigan.

**High school/personal:** attended Helen Parkhurst (Netherlands) High School where he was a three-year captain and named the Dutch National MVP after recording 22 sacks...awarded jersey No. 2 at Eastern Michigan, awarded to a player "the entire community could rally around," and according to Odukoya's head coach at Eastern Michigan, Chris Creighton, he is "a person that the entire program respects and admires"...son of Michael Odukoya and Lisette Blankestijn...has one brother, Jayden, and three sisters, Tobi, Florine, and Robyn...@thomaso\_ on Instagram and Twitter...last name pronounced OH-due-COY-ah...born Thomas Ayodele Odukoya on May 5, 1997 in Almere, Netherlands.

# 68 SAM OKUAYINONU

DEFENSIVE TACKLE • 6'1" • 269 LBS • COLLEGE: MARYLAND



Signed by the Titans as an undrafted free agent on May 13, 2022... appeared in 28 games with 17 starts over three seasons at Maryland (2019-21)...totaled 103 tackles, 14.5 tackles for loss and 7.5 sacks... transferred to Maryland from Mesabi Range Community College (Minn.) where he played one season (2018) and tallied 62 tackles, 21.5 tackles for loss, 17.5 sacks, one forced fumble and one fumble recovery...transferred to Mesabi Range from Coahoma Community College (Miss.) in 2017 where he did not appear in a game.


**As a redshirt senior (2021)**, started all 12 games at Maryland and posted 55 tackles, 8.5 tackles for loss, and a team-leading six sacks...earned third-team All-Big Ten recognition...**as a senior (2020)**, played in five games with four starts for the Terrapins and amasses 17 tackles, 1.5 tackles for loss and one half sack...named team captain...**as a junior (2019)**, saw action in 11 games with one start in his first season at Maryland...notched 31 tackles, 4.5 tackles for loss and one sack... transferred to Maryland from Mesabi Range Community College (Minn.) in 2018...**as a sophomore (2018)**, racked up 62 tackles, 21.5 tackles for loss, 17.5

sacks, one forced fumble and one fumble recovery...named the Minnesota College Athletic Conference Defensive Player of the Year...earned all-region and All-MCAC first-team recognition...rated the sixth-best JUCO strong side defensive end in the nation...transferred to Mesabi Range from Coahoma Community College (Miss.) in 2017... did not appear in a game at Coahoma Community College...graduated from Maryland in May 2021 with a degree in family science.

**High school/personal:** attended Lowell (Mass.) High School where he was rated a three-star recruit by 247Sports...began playing football during his senior year of high school...native of Liberia and lived there until he was 12 years old when he escaped the country's civil war...son of Clara Okuayinonu...@okuayinonu on Twitter and @sam.ok97 on Instagram...last name pronounced OH-koo-WAH-nuh-new...born Sam Okuayinonu on May 1, 1998 in Monrovia, Liberia.

# 72 JAYDEN PEEVY

DEFENSIVE END • 6'5" • 308 LBS • COLLEGE: TEXAS A&M



Signed by the Titans as an undrafted free agent on May 13, 2022... appeared in 58 games with 24 starts over five seasons at Texas A&M (2017-21)...totaled 137 career tackles, 19 tackles for loss, 7.5 sacks, one interception, eight passes defended, one forced fumble, one fumble recovery and four blocked kicks.

**As a redshirt senior (2021)**, started all 11 games and posted a career-high 43 tackles and six tackles for loss...added two sacks, one interception, a career-best four passes defended and one forced fumble...earned SEC Defensive Lineman of the Week honors after the team's win over Colorado, amassing seven tackles and one interception... awarded the program's Defensive Mr. Dependable Award...**as a senior (2020)**, started all 10 games...recorded 34 tackles, five tackles for loss, one sack, one pass defended and one fumble recovery...named SEC Defensive Lineman of the Week for his performance against Mississippi State...**as a junior (2019)**, saw action in 12 games and made three starts...tallied 34 tackles, five tackles for loss, a career-high 2.5 sacks, one pass defended and one blocked extra point attempt...**as a sophomore (2018)**, appeared in all 13

games...notched nine tackles, two tackles for loss, one sack, one pass defended and two blocked field goals...**as a freshman (2017)**, played in 12 contests...posted 17 tackles, one tackle for loss, one sack, one pass defended and one blocked kick... graduated from Texas A&M with a degree in youth development.

**High school/personal:** attended Bellaire (Texas) High School where he tallied 77 tackles and 10 sacks as a senior in 2016...tabbed as a four-star recruit by Scout and Rivals, and a three-star recruit by PrepStar and ESPN...began playing football as a junior in high school...also played basketball...son of Jackie and Dexter Peevy...has two brothers, Brandon Joseph and Trevor Peevy, and one sister, Marché Peevy...@jaydenpeevy on Twitter and Instagram...born Jayden Peevy on Sept. 3, 1999 in Bellaire, Texas.

# 88 REGGIE ROBERSON JR.

WIDE RECEIVER • 5'11" • 193 LBS • COLLEGE: SOUTHERN METHODIST



Signed by the Titans as an undrafted free agent on May 13, 2022... appeared in 34 games with 31 starts over four seasons at Southern Methodist (2018-21)...tallied 168 catches for 2,704 yards (16.1-yard avg.) and 23 touchdowns for the Mustangs...caught a career-long pass of 85 yards...added five carries for 17 yards...posted nine kick returns for 301 yards with one score and three punt returns for 21 yards...transferred to Southern Methodist in 2017 from West Virginia...played in 12 games with the Mountaineers and finished with six catches for 30 yards and one touchdown.

**As a redshirt senior (2021)**, started all 12 games and amassed 51 catches for 625 yards and six touchdowns...caught a season-long 66-yard reception...added three punt returns for seven yards...named to the Maxwell Award watch list, Biletnikoff Award watch list and Earl Campbell Tyler Rose Award watch list...**as a senior (2020)**, started four games... caught 22 passes for 474 yards and five scores, including a career-best long of 85 yards, before suffering a season-ending injury...posted four kick returns for 95 yards...named to the Maxwell Award watch list, Biletnikoff Award watch list and Earl Campbell Tyler Rose Award watch list...**as a junior (2019)**, started eight games and ranked second on the team with 43 catches for a career-high 803 yards and six touchdowns...caught a season-long pass of 75 yards...**as a sophomore (2018)**, played in 10 games and made seven starts in his first season at Southern Methodist...


caught a career-high 52 passes for 802 yards with six touchdowns...added five kick returns for 206 yards and one touchdown... posted five games with more than 100 all-purpose yards...added three carries for 10 yards...transferred to Southern Methodist from West Virginia in 2017...**as a freshman (2017)**, saw action in 12 games in his lone season at West Virginia...finished with six catches for 30 yards and one touchdown... graduated from Southern Methodist in December 2021 with a degree in education and human development.

**High school/personal:** attended Mesquite Horn (Texas) High School where he caught 60 passes for 1,060 yards and 11 touchdowns as a senior...also had over 800 return yards with a 36.7-yard kickoff return average and a 13.4-yard punt return average...named district 11-6A all-district first team offense and district special teams most valuable player... was a three star recruit by 247Sports, ESPN, Scout and Rivals...also ran track...has one sibling...son of Reginald Sr. and Monica Roberson... transferred from West Virginia to Southern Methodist to be closer to home so his family could attend his games...@slidespook on Instagram and @thekingreggie on Twitter...last name pronounced RAH-berson...born Reginald Christopher Roberson Jr. on Oct. 14, 1998 in Desoto, Texas.



# 76 ANDREW RUPCICH

TACKLE • 6'6" • 318 LBS • COLLEGE: CULVER-STOCKTON



Signed by the Titans as an undrafted free agent on May 13, 2022... appeared in 48 games and made 48 consecutive starts at left tackle... became the first three-time All-American at the same position in the NAIA.


**As a fifth-year senior (2021)**, started all 11 games at left tackle...earned first-team All-American honors from the Associated Press, NAIA, and the American Football Coaches Association...was a first-team Heart of America Athletic Conference North Division selection...**as a senior (2020)**, started all four games at left tackle...awarded first-team All-American honors from the AFCA... earned first-team Heart of America Athletic Conference North Division recognition...**as a junior (2019)**, started all 11 games at tackle... earned first-team All-American recognition from the AFCA and second-team All-American honors from the Associated Press... was a first-team Heart of America Athletic Conference North Division selection...**as a**

**sophomore (2018)**, started all 11 games at left tackle... was a first team Heart of America Athletic Conference North Division selection...**as a freshman (2017)**, started all 11 games at left tackle...graduated in December 2021 with a degree in physical education from Culver-Stockton.

**High school/personal:** attended McHenry (Ill.) High School...also played basketball...son of Candace Compton, and William and Bernadette Rupcich...Rupcich was the only NAIA player invited to the NFL Combine... @rupcich\_andrew on Twitter and @andrew\_rupcich on Instagram...last name pronounced RUP-sitch...born Andrew Rupcich on April 1, 1999 in Wonder Lake, Ill.

# 11 CALEB SHUDAK

KICKER • 5'7" • 177 LBS • COLLEGE: IOWA



Signed by the Titans as an undrafted free agent on May 13, 2022... appeared in 36 games as a placekicker over four seasons at Iowa (2018-21) and converted 24 of 29 field goals for a program-record 82.8 percent (min. 25 attempts)...made all 37 extra point tries (100 percent)...made a career-long kick of 51 yards...added 199 kickoffs for 12,112 yards (60.9-yard avg.) and 106 touchbacks.

**As a graduate (2021)**, saw action in 14 games...converted 24 of 28 field goals (85.7 percent) including a long of 51...his field goal percentage ranked fourth-best for a single season in school history...made all 36 extra point attempts... scored 108 points which ranked as the fifth-best single-season scoring total in program history...named team captain...earned first-team All-Big Ten recognition by the league's media, second team All-Big Ten by league coaches, and third team All-America by Associated Press... semifinalist for the Lou Groza Award...**as a senior (2020)**, handled kickoff duties in all eight games...posted 51 kickoffs for 3,136 yards and 30 touchbacks...attempted one 52-yard field goal but was unsuccessful...**as a junior (2019)**, played in 13 games and handled kickoff duties... posted 75 kickoffs for 4,365 yards (58.2-yard avg.) with 31 touchbacks...**as a sophomore (2018)**, appeared in one contest and converted his lone

extra point try...recorded one kickoff for 40 yards...**as a redshirt freshman (2017)**, did not see game action after suffering an injury...redshirted in 2016...graduated from Iowa in May 2020 with a degree in civil and environmental engineering and graduated from Iowa in May 2021 with a master's in civil and environmental engineering.


**High school/personal:** attended Lewis Central (Iowa) High School where he was a four-year football letterman as kicker, running back, linebacker and defensive back...as a senior, connected on five of eight field goals with a long of 50 yards and all 27 extra point attempts...added 31 touchbacks on 34 kickoffs...also posted 21 tackles on defense and 18 receptions for 201 yards and a touchdown as a senior...also lettered in swimming, track, and baseball and competed in tennis...son of Trudi and Jeff Shudak...father, Jeff, was a placekicker at Iowa State...engaged to Bri Alf...@cshudak10 on Twitter and @kicker\_shu10 on Instagram...last name pronounced SHOE-dack...born Caleb Shudak on Nov. 19, 1997 in Council Bluffs, Iowa.



4

## RYAN STONEHOUSE

PUNTER • 5'10" • 193 LBS • COLLEGE: COLORADO STATE



Signed by the Titans as an undrafted free agent on May 13, 2022... appeared in 53 games over five seasons at Colorado State (2017-21) and is the NCAA career record holder for gross punt average (47.8)...career totals include 244 punts for 11,656 yards (47.8 avg) including a long of 81 yards...tallied 90 punts placed inside the 20-yard line and 106 punts of 50+ yards... became the first player in program history to log 11,000 punting yards in a career.


**As a graduate (2021)**, set the NCAA career punt average record by concluding his career at 47.8 average yards per attempt...appeared in 12 games and logged 58 punts for 2,953 yards (50.9 avg.) including a career-long of 81 yards...registered 27 punts placed inside the 20-yard line and 32 punts of 50+ yards...was a second-team All-Mountain West selection and a Ray Guy Award semifinalist...**as a senior (2020)**, saw action in four games and posted 26 punts for 1,178 yards (45.3 avg.) including a long of 58...added eight punts placed inside the 20 and nine punts of 50+ yards... named first team All-Mountain West for the third consecutive season...**as a junior (2019)**, played in 12 games and punted 49 times for 2,274 yards (46.4 avg.) including a long of 64...placed 13 punts inside the 20 and boomed 16 punts of 50+ yards...named first team All-Mountain West for the second consecutive year...**as a sophomore (2018)**, appeared in all 12 games and totaled 65 punts for 3,140 yards (48.3 avg.) including a long of 70 yards...added 18 punts placed inside the 20 and 31 punts of 50+

yards...had one punt blocked...completed one 11-yard pass on a fake punt...earned first-team All-Mountain West recognition...**as a freshman (2017)**, played in 13 games and punted 46 times for 2,111 yards (45.9 avg.) including a long of 65 yards...placed 24 punts inside the 20 and logged 18 punts of 50+ yards...earned honorable mention All-Mountain West honors...graduated from Colorado State in May 2021 with a degree in sociology.

**High school/personal:** attended Mater Dei (Calif.) High School where he was named the nation's top punter by 247Sports as a senior...averaged 45.2 yards per punt as a senior...rated a three-star prospect by Scout, Rivals, and 247Sports... son of Natalie Banks and Paul Stonehouse... father, Paul, was a punter for Stanford...uncle, John Stonehouse was a punter at Southern California and was signed by the New York Giants as a rookie free agent in 1996...uncle, Jeff Banks, was a punter at Washington State...his younger cousin, Jack, is a punter at Missouri...enjoys working as a craftsman and has built an outdoor kitchen in his home...involved in fostering dogs...@\_ryanstonehouse on Twitter and @ryanstonehouse on Instagram...born Ryan Matthew Stonehouse on May 11, 1999 in San Dimas, Calif.

## 20 TRE SWILLING

CORNERBACK • 6'1" • 196 LBS • COLLEGE: GEORGIA TECH



Signed by the Titans as an undrafted free agent on May 13, 2022... appeared in 42 games with 40 starts over four seasons at Georgia Tech (2018-21)...totaled 100 career tackles, 5.5 tackles for loss, two sacks, two interceptions, 28 passes defended, one forced fumble and three fumble recoveries.

**As a redshirt junior (2021)**, started all 12 games and posted a career-high 33 tackles...also recorded two tackles for loss, one sack and seven passes defended...**as a junior (2020)**, saw action in six games and made five starts...tallied 20 tackles, three passes defended and two fumble recoveries...**as a sophomore (2019)**, started all 12 games and tied for 10th in the ACC with a career-high 11 passes defended...added 23 tackles, two tackles for loss, one interception and one fumble recovery...earned All-ACC honorable mention recognition...**as a redshirt freshman (2018)**, saw action in 12 games with 11 starts...amassed 24 tackles, 1.5 tackles for loss, one sack, one interception, seven passes defended and one forced fumble...redshirted in 2017...graduated from Georgia Tech with a degree in business administration in December 2020.

**High school/personal:** attended Brother Martin (La.) High School where he was rated a four-star prospect by ESPN and Rivals...named second

team all-state, first team all-district and all-metro after recording 53 tackles and three interceptions as a junior in 2015...was also a four-year letterwinner, three-year captain and an all-district and all-metro selection in basketball...pursued a second degree in building construction and facility management during his final year at Georgia Tech...has two brothers, Pat Jr. and Bruce, and one sister, Starr...son of Pat and Robin Swilling... father, Pat, was drafted by the New Orleans Saints in the third round of the 1986 NFL Draft and was the Defensive Player of the Year in 1991...Pat Swilling played defensive line for Georgia Tech (1982-85) and holds the program's all-time single-season sack record (15)...he was inducted into the College Football Hall of Fame in 2009...brother, Bruce Jordan-Swilling, was a running back and linebacker for the Yellow Jackets from 2017-21... brother, Pat, played basketball at Tulsa... uncles, Darrell and Ken Swilling, played at Georgia Tech from 1988-91 and were members of the Yellow Jackets' 1990 national championship team...@swillingtre on Twitter and @treswilling on Instagram...born Tre Patrick Swilling on March 26, 1999 in New Orleans, La.





TENNESSEE TITANS

**2021 REVIEW**



## 2021-2022 TITANS TRANSACTIONS

## 2021

<b>January 2</b>	Activated <b>P BRETT KERN</b> from reserve/COVID-19; activated <b>K SAM SLOMAN</b> from the practice squad to the active roster standard elevation; activated <b>OLB BROOKS REED</b> from the practice squad to the active roster COVID-19 replacement	<b>May 11</b>	Signed free agent <b>CB QUENTON MEEKS</b>
<b>January 3</b>	Placed <b>DT TEAIR TART</b> on reserve/COVID-19	<b>May 14</b>	Signed the following undrafted free agents: <b>G/C COLE BANWART</b> , <b>FB TORY CARTER</b> , <b>TE MILLER FORRISTALL</b> , <b>K BLAKE HAUBEIL</b> , <b>OL CHANDON HERRING</b> , <b>DT NAQUAN JONES</b> , <b>TE BRILEY MOORE</b> , <b>OLB JUSTUS REED</b> , <b>RB MEKHI SARGENT</b> and <b>P JAMES SMITH</b> ; signed first-round choice <b>CB CALEB FARLEY</b> , second-round choice <b>T DILLON RADUNZ</b> , fourth-round choice <b>WR DEZ FITZPATRICK</b> , sixth-round choice <b>WR RACEY McMATH</b> and sixth-round choice <b>S BRADY BREEZE</b>
<b>January 6</b>	Released <b>WR RASHARD DAVIS</b> from the practice squad; signed <b>WR MARCUS JOHNSON</b> to the practice squad; restored <b>OLB TUZAR SKIPPER</b> to the practice from practice squad injured	<b>May 17</b>	Waived <b>WR RASHARD DAVIS</b> ; waived non-football injury <b>LB DAVIN BELLAMY</b> ; signed free agent <b>WR KALIJA LIPSCOMB</b>
<b>January 7</b>	Activated <b>K STEPHEN GOSTKOWSKI</b> from reserve/COVID-19; placed <b>G/C AARON BREWER</b> on reserve/COVID-19	<b>May 26</b>	Signed free agent <b>T CHRISTIAN DILAURO</b>
<b>January 11</b>	Signed <b>T PAUL ADAMS</b> , <b>WR RASHARD DAVIS</b> , <b>TE PARKER HESSE</b> , <b>WR CODY HOLLISTER</b> , <b>TE TOMMY HUDSON</b> , <b>LB JAN JOHNSON</b> , <b>T BRANDON KEMP</b> , <b>QB DeSHONE KIZER</b> , <b>K TUCKER McCANN</b> , <b>C DANIEL MUNYER</b> , <b>OLB NATE ORCHARD</b> , <b>LS MATT ORZECH</b> , <b>WR CHESTER ROGERS</b> and <b>OLB TUZAR SKIPPER</b> to future contracts	<b>June 3</b>	Waived <b>DT DAYLON MACK</b> ; waived <b>DT JULLIAN TAYLOR</b> with injury waiver; signed free agents <b>DT TREVON COLEY</b> and <b>DT ABRY JONES</b>
<b>January 13</b>	Signed <b>TE JARED PINKNEY</b> to a future contract	<b>June 4</b>	Waived injured <b>T ANTHONY McKINNEY</b> ; placed <b>CB KEVIN JOHNSON</b> on reserve/retired; signed free agent <b>G ADAM COON</b>
<b>January 14</b>	Signed <b>LB DAVIN BELLAMY</b> and <b>DT DAYLON MACK</b> to future contracts	<b>June 8</b>	Waived <b>T ANTHONY McKINNEY</b> from reserve/injured with an injury settlement
<b>January 15</b>	Offensive coordinator <b>ARTHUR SMITH</b> is named head coach of the Atlanta Falcons	<b>June 9</b>	Traded a second-round pick in the 2022 NFL Draft and a conditional fourth-round pick in the 2023 NFL Draft to the Atlanta Falcons for <b>WR JULIO JONES</b> and a sixth-round draft pick in the 2023 NFL Draft
<b>January 18</b>	Activated <b>G/C AARON BREWER</b> and <b>DT TEAIR TART</b> from reserve/COVID-19	<b>June 10</b>	Signed fourth-round choice <b>OLB RASHAD WEAVER</b>
<b>January 21</b>	Signed <b>WR MASON KINSEY</b> to a future contract	<b>June 17</b>	Waived <b>OLB JUSTUS REED</b> ; signed free agent <b>CB KEVIN PETERSON</b>
<b>January 29</b>	Elevated <b>SHANE BOWEN</b> to defensive coordinator, <b>TODD DOWNING</b> to offensive coordinator, <b>RYAN CROW</b> to outside linebackers coach, <b>MATT EDWARDS</b> to assistant special teams coach, <b>ZAK KUHR</b> to inside linebackers assistant and <b>LUKE STECKEL</b> to tight ends coach; hired <b>KENECHI UDEZE</b> as defensive line assistant	<b>July 23</b>	Signed third-round choice <b>CB ELIJAH MOLDEN</b>
<b>February 1</b>	Signed <b>DB MAURICE SMITH</b> to a future contract	<b>July 24</b>	Signed third-round choice <b>LB MONTY RICE</b> ; placed <b>DT ABRY JONES</b> on reserve/retired; placed <b>G/C AARON BREWER</b> and <b>CB CALEB FARLEY</b> on non-football injury; placed <b>OLB BUD DUPREE</b> , <b>RB JEREMY McNICHOLS</b> and <b>T TY SAMBRAILO</b> on physically unable to perform
<b>February 11</b>	Hired <b>ERIK FRAZIER</b> as offensive skill assistant and <b>JASON HOUGHTALING</b> as offensive line assistant	<b>July 25</b>	Waived <b>OLB TUZAR SKIPPER</b> ; signed free agent <b>OLB JOHN SIMON</b>
<b>February 25</b>	Terminated vested veterans <b>WR ADAM HUMPHRIES</b> and <b>CB CHRIS MILTON</b> ; waived <b>CB BREON BORDERS</b> ; signed free agent <b>DT JULLIAN TAYLOR</b>	<b>July 26</b>	Waived <b>DT BRUCE HECTOR</b> ; signed free agents <b>DT KYLE PEKO</b> and <b>DT ANTHONY RUSH</b>
<b>March 1</b>	Signed free agent <b>CB BREON BORDERS</b>	<b>July 28</b>	Placed <b>CB CHRIS JONES</b> on reserve/COVID-19; signed free agent <b>CB BRIEAN BODDY-CALHOUN</b>
<b>March 9</b>	Signed free agent <b>WR MARCUS JOHNSON</b>	<b>July 29</b>	Placed <b>OLB BUD DUPREE</b> on reserve/COVID-19
<b>March 10</b>	Terminated vested veterans <b>CB MALCOLM BUTLER</b> and <b>S KENNY VACCARO</b>	<b>July 30</b>	Waived injured <b>OL ELIJAH NKANSAH</b> ; signed free agents <b>C PATRICK MORRIS</b> and <b>C SPENCER PULLEY</b>
<b>March 16</b>	Terminated vested veterans <b>CB ADOREE' JACKSON</b> and <b>T DENNIS KELLY</b>	<b>July 31</b>	Activated <b>OLB BUD DUPREE</b> from reserve/COVID-19; placed <b>T BRANDON KEMP</b> on injured reserve; waived <b>CB QUENTON MEEKS</b> ; signed free agent <b>TE LUKE STOCKER</b>
<b>March 17</b>	Traded <b>T ISAIAH WILSON</b> and a 2022 seventh-round selection to the Miami Dolphins for their 2021 seventh-round selection; signed free agent <b>TE ANTHONY FIRKSER</b>	<b>August 1</b>	Waived <b>K BLAKE HAUBEIL</b> ; claimed <b>K SAM FICKEN</b> off waivers from the N.Y. Jets; placed <b>TE BRILEY MOORE</b> on injured reserve
<b>March 19</b>	Signed unrestricted free agents <b>DL DENICO AUTRY</b> , <b>LS MORGAN COX</b> , <b>OLB BUD DUPREE</b> and <b>T KENDALL LAMM</b> ; signed free agent <b>CB JANORIS JENKINS</b>	<b>August 2</b>	Moved <b>RB JEREMY McNICHOLS</b> and <b>T TY SAMBRAILO</b> from physically unable to perform to the active roster; moved <b>CB CALEB FARLEY</b> from non-football injury to the active roster
<b>March 22</b>	Signed unrestricted free agents <b>CB KEVIN JOHNSON</b> and <b>T TY SAMBRAILO</b>	<b>August 3</b>	Waived <b>OL ELIJAH NKANSAH</b> from reserve/injured with an injury settlement
<b>March 23</b>	Signed unrestricted free agents <b>LB JAYON BROWN</b> , <b>WR JOSH REYNOLDS</b> and <b>TE GEOFF SWAIM</b> ; signed free agent <b>OLB OLA ADENIYI</b>	<b>August 5</b>	Terminated vested veteran <b>QB DeSHONE KIZER</b> ; placed <b>CB GREG MABIN</b> and <b>C SPENCER PULLEY</b> on injured reserve; signed free agents <b>QB MATT BARKLEY</b> , <b>TE DONNIE ERNSBERGER</b> , <b>T BRENT QVALE</b> and <b>G ROSS REYNOLDS</b>
<b>March 30</b>	Signed unrestricted free agent <b>S MATTHIAS FARLEY</b>	<b>August 6</b>	Moved <b>OLB BUD DUPREE</b> from physically unable to perform to the active roster; waived <b>C PATRICK MORRIS</b> ; activated <b>CB CHRIS JONES</b> from reserve/COVID-19
<b>April 7</b>	Hired <b>JIM SCHWARTZ</b> as senior defensive assistant	<b>August 7</b>	Placed <b>WR CODY HOLLISTER</b> on injured reserve; signed free agent <b>G JORDAN ROOS</b>
<b>April 23</b>	Signed free agents <b>LB B.J. BELLO</b> , <b>DT WOODROW HAMILTON IV</b> , <b>DT BRUCE HECTOR</b> and <b>CB CHRIS JONES</b>	<b>August 10</b>	Waived injured <b>TE DONNIE ERNSBERGER</b> ; terminated vested veterans <b>CB GREG MABIN</b> and <b>C SPENCER PULLEY</b> from reserve/injured with injury settlements
<b>April 29</b>	Claimed <b>OL ELIJAH NKANSAH</b> off waivers from the Indianapolis Colts; drafted <b>CB CALEB FARLEY</b> (first round, 22nd overall)	<b>August 11</b>	Signed free agent <b>TE GABE HOLMES</b>
<b>April 30</b>	Drafted <b>OL DILLON RADUNZ</b> (second round, 53rd overall), <b>LB MONTY RICE</b> (third round, 92nd overall) and <b>CB ELIJAH MOLDEN</b> (third round, 100th overall)	<b>August 12</b>	Waived injured <b>G ADAM COON</b> ; waived <b>WR KALIJA LIPSCOMB</b> ; signed free agents <b>S REGGIE FLOYD</b> and <b>S TEDRIC THOMPSON</b>
<b>May 1</b>	Drafted <b>WR DEZ FITZPATRICK</b> (fourth round, 109th overall), <b>OLB RASHAD WEAVER</b> (fourth round, 135th overall), <b>WR RACEY McMATH</b> (sixth round, 205th overall), <b>S BRADY BREEZE</b> (sixth round, 215th overall)	<b>August 14</b>	Waived <b>TE DONNIE ERNSBERGER</b> from reserve/injured with an injury settlement
<b>May 4</b>	Signed free agent <b>WR FRED BROWN</b>		
<b>May 6</b>	Waived <b>CB KAREEM ORR</b> ; signed free agents <b>RB BRIAN HILL</b> , <b>CB GREG MABIN</b> and <b>LB JUSTIN MARCH-LILLARD</b>		
<b>May 10</b>	Terminated vested veteran <b>OLB NATE ORCHARD</b> ; waived <b>TE</b>		

## 2021-2022 TITANS TRANSACTIONS

<b>August 15</b>	Terminated vested veteran <b>TE GABE HOLMES</b> ; placed <b>LB B.J. BELLO</b> on injured reserve; signed free agent <b>TE DEON YELDER</b>	<b>September 6</b>	Waived <b>CB CHRIS JONES</b> and <b>C/G COREY LEVIN</b> ; activated <b>LB JUSTIN MARCH-LILLARD</b> and <b>TE GEOFF SWAIM</b> from reserve/COVID-19; terminated vested veteran <b>LB JUSTIN MARCH-LILLARD</b>
<b>August 16</b>	Waived <b>S REGGIE FLOYD</b> , <b>P JAMES SMITH</b> and <b>TE DEON YELDER</b> ; waived injured <b>DB MAURICE SMITH</b> ; placed <b>CB KEVIN PETERSON</b> on injured reserve; signed free agents <b>S CLAYTON GEATHERS</b> and <b>S BRADLEY McDOUGALD</b>	<b>September 7</b>	Terminated vested veteran <b>S BRADLEY McDOUGALD</b> ; placed <b>S BRADY BREEZE</b> on reserve/COVID-19; waived <b>OL CHANDON HERRING</b> from reserve/injured with an injury settlement; released <b>OL DERWIN GRAY</b> from the practice squad
<b>August 17</b>	Signed free agent <b>LB NICK DZUBNAR</b> ; waived <b>T PAUL ADAMS</b> ; placed <b>DT TREVON COLEY</b> and <b>S TEDRIC THOMPSON</b> on injured reserve; waived <b>WR CODY HOLLISTER</b> from reserve/injured with an injury settlement	<b>September 8</b>	Activated <b>G NATE DAVIS</b> and <b>C BEN JONES</b> from reserve/COVID-19; signed <b>CB CHRIS JONES</b> , <b>C/G COREY LEVIN</b> and <b>S BRADLEY McDOUGALD</b> to the practice squad
<b>August 18</b>	Signed free agent <b>S JAMAL CARTER</b>	<b>September 9</b>	Activated <b>G/C COLE BANWART</b> from reserve/COVID-19; waived <b>G/C COLE BANWART</b>
<b>August 19</b>	Placed <b>T BRENT QVALE</b> on injured reserve; signed free agent <b>T PAUL ADAMS</b>	<b>September 10</b>	Released <b>T CHRISTIAN DiLAURO</b> from the practice squad; signed <b>K MICHAEL BADGLEY</b> to the practice squad
<b>August 20</b>	Waived <b>G ADAM COON</b> from reserve/injured with an injury settlement; terminated vested veteran <b>S TEDRIC THOMPSON</b> from reserve/injured with an injury settlement	<b>September 11</b>	Placed <b>K SAM FICKEN</b> on injured reserve; signed <b>K MICHAEL BADGLEY</b> from the practice squad to the active roster; activated <b>S BRADLEY McDOUGALD</b> and <b>TE MYCOLE PRUITT</b> from the practice squad to the active roster standard elevation; signed <b>K RANDY BULLOCK</b> to the practice squad
<b>August 23</b>	Placed <b>DT ANTHONY RUSH</b> on reserve/COVID-19; waived injured <b>T PAUL ADAMS</b> , <b>K TUCKER McCANN</b> and <b>G ROSS REYNOLDS</b> ; claimed <b>DL FREEDOM AKINMOLADUN</b> off waivers from the Cincinnati Bengals	<b>September 13</b>	Waived <b>K MICHAEL BADGLEY</b> and <b>TE TOMMY HUDSON</b> ; signed <b>S BRADLEY McDOUGALD</b> and <b>TE MYCOLE PRUITT</b> from the practice squad to the active roster; released <b>LB JAN JOHNSON</b> from the practice squad; signed <b>T CHRISTIAN DiLAURO</b> and <b>LB JOE JONES</b> to the practice squad
<b>August 24</b>	Placed <b>LB NICK DZUBNAR</b> and <b>RB JEREMY McNICHOLS</b> on reserve/COVID-19; terminated vested veteran <b>CB KEVIN PETERSON</b> from injured reserve	<b>September 14</b>	Signed <b>TE AUSTIN FORT</b> to the practice squad
<b>August 25</b>	Placed <b>OLB HAROLD LANDRY III</b> on reserve/COVID-19; claimed <b>OL DERWIN GRAY</b> off waivers from the Jacksonville Jaguars; waived <b>DB MAURICE SMITH</b> from reserve/injured with an injury settlement	<b>September 15</b>	Placed <b>S AMANI HOOKER</b> on injured reserve; signed <b>K RANDY BULLOCK</b> from the practice squad to the active roster; signed <b>TE TOMMY HUDSON</b> to the practice squad
<b>August 26</b>	Placed <b>LB JUSTIN MARCH-LILLARD</b> , <b>TE GEOFF SWAIM</b> and <b>QB RYAN TANNEHILL</b> on reserve/COVID-19; moved <b>G/C AARON BREWER</b> from non-football injury to the active roster; signed free agents <b>DB NATE BROOKS</b> , <b>RB JAVIAN HAWKINS</b> and <b>LB CASSH MALUIA</b> ; placed <b>DT KYLE PEKO</b> on injured reserve	<b>September 16</b>	Activated <b>S BRADY BREEZE</b> from reserve/COVID-19 returning him back to injured reserve
<b>August 27</b>	Activated <b>DT ANTHONY RUSH</b> from reserve/COVID-19	<b>September 17</b>	Released <b>T CHRISTIAN DiLAURO</b> from the practice squad; signed <b>K RYAN SANTOSO</b> to the practice squad
<b>August 28</b>	Placed <b>WR RACEY McMATH</b> on reserve/COVID-19; waived <b>T PAUL ADAMS</b> from reserve/injured with an injury settlement	<b>September 18</b>	Activated <b>TE TOMMY HUDSON</b> from the practice squad to the active roster standard elevation
<b>August 29</b>	Terminated vested veterans <b>S CLAYTON GEATHERS</b> and <b>OLB JOHN SIMON</b> ; waived <b>DL FREEDOM AKINMOLADUN</b> , <b>DB NATE BROOKS</b> and <b>LB CASSH MALUIA</b> ; placed <b>RB BRIAN HILL</b> on injured reserve; placed <b>C BEN JONES</b> on reserve/COVID-19	<b>September 20</b>	Released <b>K RYAN SANTOSO</b> from the practice squad; signed <b>T CHRISTIAN DiLAURO</b> to the practice squad
<b>August 30</b>	Placed <b>G NATE DAVIS</b> on reserve/COVID-19; waived injured <b>OL CHANDON HERRING</b> ; waived <b>G ROSS REYNOLDS</b> from reserve/injured with an injury settlement; terminated vested veteran <b>T BRENT QVALE</b> from reserve/injured with an injury settlement	<b>September 21</b>	Terminated vested veteran <b>S BRADLEY McDOUGALD</b> ; waived <b>DT ANTHONY RUSH</b>
<b>August 31</b>	Terminated vested veterans <b>CB BRIAN BODDY-CALHOUN</b> , <b>S JAMAL CARTER</b> and <b>DL WOODROW HAMILTON IV</b> ; waived <b>G/C COLE BANWART</b> , <b>WR FRED BROWN</b> , <b>FB TORY CARTER</b> , <b>T CHRISTIAN DiLAURO</b> , <b>WR DEZ FITZPATRICK</b> , <b>TE MILLER FORRISTALL</b> , <b>OL DERWIN GRAY</b> , <b>RB JAVIAN HAWKINS</b> , <b>LB JAN JOHNSON</b> , <b>DT NAQUAN JONES</b> , <b>WR MASON KINSEY</b> , <b>TE JARED PINKNEY</b> , <b>OLB WYATT RAY</b> and <b>G JORDAN ROOS</b>	<b>September 22</b>	Signed <b>DT NAQUAN JONES</b> from the practice squad to the active roster; signed <b>DL ANDREW BROWN</b> to the practice squad
<b>September 1</b>	Terminated vested veteran <b>QB MATT BARKLEY</b> ; claimed <b>C/G COREY LEVIN</b> off waivers from the N.Y. Jets; signed <b>CB BRIAN BODDY-CALHOUN</b> , <b>S JAMAL CARTER</b> , <b>FB TORY CARTER</b> , <b>T CHRISTIAN DiLAURO</b> , <b>WR DEZ FITZPATRICK</b> , <b>TE MILLER FORRISTALL</b> , <b>OL DERWIN GRAY</b> , <b>DL WOODROW HAMILTON IV</b> , <b>LB JAN JOHNSON</b> , <b>DT NAQUAN JONES</b> , <b>WR MASON KINSEY</b> and <b>G JORDAN ROOS</b> to the practice squad; placed <b>G/C COLE BANWART</b> on reserve/COVID-19	<b>September 24</b>	Signed <b>TE TOMMY HUDSON</b> from the practice squad to the active roster
<b>September 2</b>	Terminated vested veteran <b>TE LUKE STOCKER</b> ; placed <b>RB DARRYNTON EVANS</b> , <b>WR MARCUS JOHNSON</b> and <b>C DANIEL MUNYER</b> on injured reserve; signed <b>QB MATT BARKLEY</b> and <b>DE AMANI BLEDSOE</b> to the practice squad; terminated vested veteran <b>RB BRIAN HILL</b> from reserve/injured with an injury settlement; activated <b>LB NICK DZUBNAR</b> from reserve/COVID-19	<b>September 25</b>	Activated <b>FB TORY CARTER</b> and <b>DT WOODROW HAMILTON IV</b> from the practice squad to the active roster standard elevation
<b>September 3</b>	Placed <b>S BRADY BREEZE</b> on injured reserve; activated <b>OLB HAROLD LANDRY III</b> and <b>WR RACEY McMATH</b> from reserve/COVID-19; released <b>TE MILLER FORRISTALL</b> from the practice squad; signed <b>TE MYCOLE PRUITT</b> to the practice squad	<b>September 28</b>	Placed <b>OLB DERICK ROBERSON</b> and <b>OLB RASHAD WEAVER</b> on injured reserve; released <b>DL ANDREW BROWN</b> from the practice squad; signed <b>OLB SHARIF FINCH</b> to the practice squad
<b>September 4</b>	Activated <b>RB JEREMY McNICHOLS</b> and <b>QB RYAN TANNEHILL</b> from reserve/COVID-19; terminated vested veteran <b>DT KYLE PEKO</b> from reserve/injured with an injury settlement	<b>September 29</b>	Designated <b>S BRADY BREEZE</b> and <b>WR MARCUS JOHNSON</b> to return to practice; signed <b>DE ABDULLAH ANDERSON</b> to the practice squad
		<b>September 30</b>	Signed free agent <b>P JOHNNY TOWNSEND</b>
		<b>October 1</b>	Placed <b>DL LARRELL MURCHISON</b> on injured reserve; signed <b>DL WOODROW HAMILTON IV</b> and <b>OLB SHARIF FINCH</b> from the practice squad to the active roster
		<b>October 2</b>	Activated <b>DE AMANI BLEDSOE</b> and <b>FB TORY CARTER</b> from the practice squad to the active roster standard elevation
		<b>October 5</b>	Signed <b>OLB JOHN SIMON</b> and <b>DT CARAUN REID</b> to the practice squad; waived <b>K TUCKER McCANN</b> from injured reserve
		<b>October 6</b>	Designated <b>RB DARRYNTON EVANS</b> to return to practice
		<b>October 8</b>	Placed <b>G/C AARON BREWER</b> , <b>LB JAYON BROWN</b> , <b>TE TOMMY HUDSON</b> and <b>WR RACEY McMATH</b> on injured reserve; signed <b>DE AMANI BLEDSOE</b> , <b>LB JOE JONES</b> and <b>C/G COREY LEVIN</b> from the practice squad to the active roster
		<b>October 9</b>	Waived <b>OLB SHARIF FINCH</b> ; signed <b>OLB JOHN SIMON</b> from the practice squad to the active roster; Activated <b>WR MARCUS JOHNSON</b> from reserve/injured, designated for return; activated <b>S JAMAL CARTER</b> and <b>DT CARAUN REID</b> from the practice squad to the active roster standard elevation
		<b>October 12</b>	Terminated vested veteran <b>DT WOODROW HAMILTON IV</b> ;



## 2021-2022 TITANS TRANSACTIONS

	placed <b>T TY SAMBRAILO</b> on reserve/retired; placed <b>P BRETT KERN</b> on reserve/COVID-19; signed <b>T DERWIN GRAY</b> and <b>C JIMMY MURRAY</b> to the practice squad		practice
<b>October 13</b>	Signed <b>LB AVERY WILLIAMSON</b> from the Denver Broncos practice squad; signed <b>LB DYLAN COLE</b> and <b>DT KYLE PEKO</b> to the practice squad; designated <b>S AMANI HOOKER</b> to return to practice	<b>November 19</b>	Practice squad <b>T BOBBY HART</b> signed to the Buffalo Bills active roster
<b>October 18</b>	Placed <b>CB KRISTIAN FULTON</b> on injured reserve; activated <b>S AMANI HOOKER</b> from reserve/injured, designated for return; activated <b>FB TORY CARTER</b> from the practice squad to the active roster COVID-19 replacement	<b>November 20</b>	Placed <b>OLB BUD DUPREE</b> on injured reserve; activated <b>TE TOMMY HUDSON</b> from reserve/injured, designated for return; activated <b>CB BREON BORDERS</b> and <b>RB DONTRELL HILLIARD</b> from the practice squad to the active roster standard elevation
<b>October 19</b>	Placed <b>WR CAMERON BATSON</b> and <b>CB CALEB FARLEY</b> on injured reserve; waived <b>P JOHNNY TOWNSEND</b> ; activated <b>S BRADY BREEZE</b> from reserve/injured, designated for return	<b>November 22</b>	Placed <b>LB JOE JONES</b> on reserve/COVID-19
<b>October 20</b>	Signed <b>T BOBBY HART</b> from the Buffalo Bills practice squad; signed <b>CB GREG MABIN</b> from the Arizona Cardinals practice squad; designated <b>DL LARRELL MURCHISON</b> and <b>C DANIEL MUNYER</b> to return to practice	<b>November 23</b>	Waived <b>RB ADRIAN PETERSON</b> ; placed <b>CB CHRIS JACKSON</b> and <b>WR MARCUS JOHNSON</b> on injured reserve; signed <b>RB DONTRELL HILLIARD</b> from the practice squad to the active roster; signed free agents <b>OLB JOHN SIMON</b> and <b>CB BUSTER SKRINE</b> ; released <b>WR CHRIS ROWLAND</b> and <b>NT NILES SCOTT</b> from the practice squad; signed <b>WR AUSTIN MACK</b> , <b>RB RODNEY SMITH</b> , <b>DE KEVIN STRONG</b> and <b>WR GOLDEN TATE</b> to the practice squad; designated <b>FB KHARI BLASINGAME</b> to return to practice
<b>October 22</b>	Activated <b>P BRETT KERN</b> from reserve/COVID-19	<b>November 24</b>	Placed <b>QB LOGAN WOODSIDE</b> on reserve/COVID-19
<b>October 23</b>	Waived <b>RB MEKHI SARGENT</b> ; activated <b>RB DARRYNTON EVANS</b> and <b>DL LARRELL MURCHISON</b> from reserve/injured, designated for return; activated <b>CB CHRIS JONES</b> and <b>WR MASON KINSEY</b> from the practice squad to the active roster standard elevation	<b>November 26</b>	Placed <b>TE AUSTIN FORT</b> on practice squad reserve/COVID-19; signed <b>QB DeSHONE KIZER</b> to the practice squad
<b>October 26</b>	Released <b>DE ABDULLAH ANDERSON</b> , <b>LB DYLAN COLE</b> and <b>C JIMMY MURRAY</b> from the practice squad; signed <b>DT ELI ANKOU</b> and <b>RB MEKHI SARGENT</b> to the practice squad	<b>November 27</b>	Placed <b>WR A.J. BROWN</b> on injured reserve; activated <b>FB KHARI BLASINGAME</b> from reserve/injured, designated for return; activated <b>QB KEVIN HOGAN</b> and <b>DE KEVIN STRONG</b> from the practice squad to the active roster standard elevation; activated <b>CB BREON BORDERS</b> and <b>WR CODY HOLLISTER</b> from the practice squad to the active roster COVID-19 replacement
<b>October 27</b>	Designated <b>C/G AARON BREWER</b> , <b>LB JAYON BROWN</b> and <b>OLB DERICK ROBERSON</b> to return to practice; signed <b>RB DONTRELL HILLIARD</b> to the practice squad	<b>November 29</b>	Activated <b>LB JOE JONES</b> from reserve/COVID-19; placed <b>S KEVIN BYARD</b> on reserve/COVID-19; released <b>QB DeSHONE KIZER</b> from the practice squad
<b>October 29</b>	Placed <b>RB DARRYNTON EVANS</b> on injured reserve	<b>November 30</b>	Placed <b>LB MONTY RICE</b> on injured reserve; released <b>WR AUSTIN MACK</b> from the practice squad
<b>October 30</b>	Signed <b>FB TORY CARTER</b> from the practice squad to the active roster; activated <b>DT ELI ANKOU</b> and <b>RB DONTRELL HILLIARD</b> from the practice squad to the active roster standard elevation	<b>December 4</b>	Activated <b>QB LOGAN WOODSIDE</b> from reserve/COVID-19
<b>November 1</b>	Placed <b>RB DERRICK HENRY</b> on injured reserve; activated <b>C DANIEL MUNYER</b> from reserve/injured, designated for return	<b>December 6</b>	Waived <b>OLB JOHN SIMON</b> ; designated <b>DB DANE CRUIKSHANK</b> , <b>WR JULIO JONES</b> and <b>WR RACEY McMATH</b> to return to practice; signed <b>OLB TUZAR SKIPPER</b> to the practice squad; activated <b>TE AUSTIN FORT</b> from practice squad reserve/COVID-19
<b>November 2</b>	Terminated vested veteran <b>LB AVERY WILLIAMSON</b> ; released <b>DT ELI ANKOU</b> , <b>DT CARAUN REID</b> and <b>RB MEKHI SARGENT</b> from the practice squad; signed <b>CB NATE BROOKS</b> , <b>RB D'ONTA FOREMAN</b> , <b>RB ADRIAN PETERSON</b> and <b>NT NILES SCOTT</b> to the practice squad	<b>December 7</b>	Activated <b>S KEVIN BYARD</b> from reserve/COVID-19
<b>November 4</b>	Waived <b>C DANIEL MUNYER</b>	<b>December 8</b>	Released <b>RB RODNEY SMITH</b> from the practice squad; placed <b>S JAMAL CARTER</b> on practice squad/injured; signed <b>DB RODNEY CLEMONS</b> and <b>RB JORDAN WILKINS</b> to the practice squad
<b>November 5</b>	Signed <b>RB ADRIAN PETERSON</b> from the practice squad to the active roster	<b>December 9</b>	Claimed <b>LB ZACH CUNNINGHAM</b> off waivers from the Houston Texans
<b>November 6</b>	Waived <b>OLB JOHN SIMON</b> ; placed <b>FB KHARI BLASINGAME</b> on injured reserve; activated <b>G/C AARON BREWER</b> and <b>LB JAYON BROWN</b> from reserve/injured, designated for return; signed <b>RB D'ONTA FOREMAN</b> from the practice squad to the active roster; signed <b>LB DYLAN COLE</b> and <b>C DANIEL MUNYER</b> to the practice squad; activated <b>LB DYLAN COLE</b> and <b>CB CHRIS JONES</b> from the practice squad to the active roster standard elevation	<b>December 11</b>	Waived <b>S BRADY BREEZE</b> ; placed <b>TE TOMMY HUDSON</b> on injured reserve; activated <b>DB DANE CRUIKSHANK</b> , <b>WR JULIO JONES</b> and <b>WR RACEY McMATH</b> from reserve/injured, designated for return; activated <b>WR CODY HOLLISTER</b> and <b>DE KEVIN STRONG</b> from the practice squad to the active roster standard elevation
<b>November 9</b>	Waived <b>CB BREON BORDERS</b> and <b>WR JOSH REYNOLDS</b> ; released <b>CB NATE BROOKS</b> from the practice squad	<b>December 13</b>	Placed <b>S JAMAL CARTER</b> on practice squad reserve/COVID-19
<b>November 10</b>	Designated <b>CB KRISTIAN FULTON</b> to return to practice; signed <b>CB CHRIS JONES</b> from the practice squad to the active roster; practice squad <b>QB MATT BARKLEY</b> signed to the Carolina Panthers active roster; signed <b>QB KEVIN HOGAN</b> and <b>WR CHRIS ROWLAND</b> to the practice squad	<b>December 14</b>	Placed <b>WR DEZ FITZPATRICK</b> on reserve/COVID-19
<b>November 11</b>	Signed <b>CB BREON BORDERS</b> to the practice squad	<b>December 15</b>	Designated <b>OLB BUD DUPREE</b> to return to practice; practice squad <b>CB BREON BORDERS</b> signed to the Arizona Cardinals active roster; signed <b>CB NATE BROOKS</b> to the practice squad
<b>November 13</b>	Placed <b>DB DANE CRUIKSHANK</b> and <b>WR JULIO JONES</b> on injured reserve; activated <b>CB KRISTIAN FULTON</b> from reserve/injured, designated for return; signed <b>WR DEZ FITZPATRICK</b> from the practice squad to the active roster; activated <b>LB DYLAN COLE</b> and <b>DT KYLE PEKO</b> from the practice squad to the active roster standard elevation	<b>December 18</b>	Placed <b>FB TORY CARTER</b> on injured reserve; activated <b>OLB BUD DUPREE</b> from reserve/injured, designated for return; activated <b>WR CODY HOLLISTER</b> and <b>C DANIEL MUNYER</b> from the practice squad to the active roster standard elevation; activated <b>DE KEVIN STRONG</b> from the practice squad to the active roster COVID-19 replacement
<b>November 15</b>	Waived <b>DE AMANI BLEDSOE</b> and <b>T BOBBY HART</b>	<b>December 20</b>	Placed <b>CB ELIJAH MOLDEN</b> on reserve/COVID-19; designated <b>WR A.J. BROWN</b> and <b>CB CHRIS JACKSON</b> to return to practice
<b>November 16</b>	Activated <b>OLB DERICK ROBERSON</b> from reserve/injured, designated for return; signed <b>LB DYLAN COLE</b> from the practice squad to the active roster; signed <b>WR CODY HOLLISTER</b> to the practice squad	<b>December 22</b>	Placed <b>G RODGER SAFFOLD III</b> on reserve/COVID-19
<b>November 17</b>	Signed <b>DT KYLE PEKO</b> from the practice squad to the active roster; signed <b>DE AMANI BLEDSOE</b> and <b>T BOBBY HART</b> to the practice squad; designated <b>TE TOMMY HUDSON</b> to return to	<b>December 23</b>	Placed <b>T KENDALL LAMM</b> on reserve/COVID-19; activated <b>WR A.J. BROWN</b> and <b>CB CHRIS JACKSON</b> from reserve/injured, designated for return; activated <b>T CHRISTIAN DiLAURO</b> from the practice squad to the active roster standard elevation; activated <b>C DANIEL MUNYER</b> and <b>DE KEVIN STRONG</b> from the practice squad to the active roster COVID-19 replacement
		<b>December 24</b>	Placed <b>T TAYLOR LEWAN</b> on reserve/COVID-19; activated <b>WR DEZ FITZPATRICK</b> from reserve/COVID-19; restored <b>S JAMAL CARTER</b> to practice squad/injured reserve from practice squad reserve/COVID-19

## 2021-2022 TITANS TRANSACTIONS

<b>December 25</b>	Placed <b>G NATE DAVIS</b> on reserve/COVID-19	<b>March 15</b>	Terminated vested veteran <b>CB JACKRABBIT JENKINS</b>
<b>December 26</b>	Placed <b>WR NICK WESTBROOK-IKHINE</b> on reserve/COVID-19	<b>March 16</b>	Terminated vested veteran <b>WR JULIO JONES</b> with Post-June 1 designation
<b>December 27</b>	Activated <b>CB ELIJAH MOLDEN</b> and <b>G RODGER SAFFOLD III</b> from reserve/COVID-19; placed <b>OLB BUD DUPREE</b> , <b>CB CALEB FARLEY</b> , <b>WR JULIO JONES</b> and <b>CB BUSTER SKRINE</b> on reserve/COVID-19; released <b>CB NATE BROOKS</b> from the practice squad; signed <b>T CEDRIC OGBUEHI</b> to the practice squad	<b>March 17</b>	Signed unrestricted free agent <b>OL JAMARCO JONES</b>
<b>December 28</b>	Placed <b>DE DENICO AUTRY</b> and <b>LB JAYON BROWN</b> on reserve/COVID-19; placed <b>WR CODY HOLLISTER</b> on practice squad reserve/COVID-19	<b>March 18</b>	Signed unrestricted free agents <b>RB TRENTON CANNON</b> , <b>C BEN JONES</b> , <b>TE GEOFF SWAIM</b> and <b>RB JORDAN WILKINS</b>
<b>December 29</b>	Activated <b>T TAYLOR LEWAN</b> from reserve/COVID-19; placed <b>CB BRIEAN BODDY-CALHOUN</b> on practice squad reserve/COVID-19; released <b>T CEDRIC OGBUEHI</b> from the practice squad; signed <b>WR CALEB SCOTT</b> to the practice squad	<b>March 21</b>	Signed free agent <b>TE AUSTIN HOOPER</b> ; signed unrestricted free agent <b>S A.J. MOORE JR.</b> ; terminated vested veteran <b>C COREY LEVIN</b>
<b>December 30</b>	Activated <b>G NATE DAVIS</b> and <b>CB CALEB FARLEY</b> from reserve/COVID-19; signed <b>T PAUL ADAMS</b> and <b>DB SHYHEIM CARTER</b> to the practice squad	<b>March 22</b>	Signed unrestricted free agent <b>CB BUSTER SKRINE</b> ; signed free agent <b>C COREY LEVIN</b>
<b>December 31</b>	Activated <b>WR NICK WESTBROOK-IKHINE</b> from reserve/COVID-19	<b>March 23</b>	Traded a sixth-round pick in the 2023 NFL Draft to the Los Angeles Rams for <b>WR ROBERT WOODS</b> ; signed unrestricted free agent <b>LB DYLAN COLE</b>
<b>2022</b>		<b>March 25</b>	Signed unrestricted free agent <b>RB DONTRELL HILLIARD</b> ; hired <b>CHASE BLACKBURN</b> as assistant special teams coach; elevated <b>KYLAN BUTLER</b> to offensive assistant and <b>CLINTON McMILLAN</b> to defensive line assistant
<b>January 1</b>	Activated <b>DE DENICO AUTRY</b> , <b>OLB BUD DUPREE</b> and <b>CB BUSTER SKRINE</b> from reserve/COVID-19; activated <b>WR CODY HOLLISTER</b> from practice squad reserve/COVID-19; released <b>WR CALEB SCOTT</b> from the practice squad	<b>March 30</b>	Signed unrestricted free agent <b>K RANDY BULLOCK</b>
<b>January 3</b>	Activated <b>LB JAYON BROWN</b> , <b>WR JULIO JONES</b> and <b>T KENDALL LAMM</b> from reserve/COVID-19; activated <b>CB BRIEAN BODDY-CALHOUN</b> from practice squad reserve/COVID-19; placed <b>TE MYCOLE PRUITT</b> on injured reserve; placed <b>T PAUL ADAMS</b> on practice squad reserve/COVID-19	<b>April 4</b>	Signed unrestricted free agent <b>OLB OLA ADENIYI</b>
<b>January 4</b>	Waived <b>CB CHRIS JONES</b> and <b>LB JOE JONES</b> ; released <b>DB SHYHEIM CARTER</b> , <b>DB RODNEY CLEMONS</b> and <b>WR GOLDEN TATE</b> from the practice squad; placed <b>LB MONTY RICE</b> on reserve/COVID-19	<b>April 7</b>	Waived <b>T BRANDON KEMP</b>
<b>January 5</b>	Signed <b>TE RYAN IZZO</b> from the Seattle Seahawks practice squad; designated <b>RB DERRICK HENRY</b> to return to practice; signed <b>DE Da'SHAWN HAND</b> to the practice squad	<b>April 7</b>	Waived <b>T BRANDON KEMP</b>
<b>January 6</b>	Signed <b>CB CHRIS JONES</b> and <b>LB JOE JONES</b> to the practice squad	<b>April 7</b>	Waived <b>T BRANDON KEMP</b>
<b>January 8</b>	Waived <b>RB JEREMY McNICHOLS</b> ; signed <b>DE KEVIN STRONG</b> from the practice squad to the active roster; activated <b>DE Da'SHAWN HAND</b> and <b>RB JORDAN WILKINS</b> from the practice squad to the active roster standard elevation	<b>April 7</b>	Waived <b>T BRANDON KEMP</b>
<b>January 8</b>	Waived <b>RB JEREMY McNICHOLS</b> ; signed <b>DE KEVIN STRONG</b> from the practice squad to the active roster; activated <b>DE Da'SHAWN HAND</b> and <b>RB JORDAN WILKINS</b> from the practice squad to the active roster standard elevation	<b>April 7</b>	Waived <b>T BRANDON KEMP</b>
<b>January 10</b>	Activated <b>LB MONTY RICE</b> from reserve/COVID-19; activated <b>T PAUL ADAMS</b> from practice squad reserve/COVID-19; released <b>T PAUL ADAMS</b> from the practice squad	<b>April 7</b>	Waived <b>T BRANDON KEMP</b>
<b>January 11</b>	Signed <b>RB JEREMY McNICHOLS</b> to the practice squad; placed <b>RB JORDAN WILKINS</b> on practice squad reserve/COVID-19; signed <b>LB KOBE JONES</b> and <b>DB CHRIS WILLIAMSON</b> to future contracts	<b>April 7</b>	Waived <b>T BRANDON KEMP</b>
<b>January 17</b>	Designated <b>FB TORY CARTER</b> to return to practice; activated <b>RB JORDAN WILKINS</b> from practice squad reserve/COVID-19	<b>April 7</b>	Waived <b>T BRANDON KEMP</b>
<b>January 19</b>	Placed <b>CB GREG MABIN</b> on reserve/COVID-19	<b>April 7</b>	Waived <b>T BRANDON KEMP</b>
<b>January 21</b>	Activated <b>RB DERRICK HENRY</b> from reserve/injured, designated for return; activated <b>CB CHRIS JONES</b> from the practice squad to the active roster standard elevation	<b>April 7</b>	Waived <b>T BRANDON KEMP</b>
<b>January 24</b>	Signed <b>S JAMAL CARTER</b> , <b>T CHRISTIAN DiLAURO</b> , <b>TE AUSTIN FORT</b> , <b>OL DERWIN GRAY</b> , <b>QB KEVIN HOGAN</b> , <b>WR CODY HOLLISTER</b> , <b>LB JOE JONES</b> , <b>WR MASON KINSEY</b> , <b>C DANIEL MUNYER</b> , <b>G JORDAN ROOS</b> and <b>OLB TUZAR SKIPPER</b> to future contracts; activated <b>CB GREG MABIN</b> from reserve/COVID-19	<b>April 7</b>	Waived <b>T BRANDON KEMP</b>
<b>January 25</b>	Signed <b>DB SHYHEIM CARTER</b> , <b>S RODNEY CLEMONS</b> and <b>LB NATE HALL</b> to future contracts	<b>April 7</b>	Waived <b>T BRANDON KEMP</b>
<b>February 8</b>	Hired <b>TIM KELLY</b> as passing game coordinator and <b>BOBBY KING</b> as inside linebackers coach	<b>April 7</b>	Waived <b>T BRANDON KEMP</b>
<b>February 14</b>	Signed free agent <b>DE Da'SHAWN HAND</b>	<b>April 7</b>	Waived <b>T BRANDON KEMP</b>
<b>February 22</b>	Signed free agent <b>WR JOSH MALONE</b>	<b>April 7</b>	Waived <b>T BRANDON KEMP</b>
<b>February 23</b>	Signed free agent <b>OLB JUSTIN LAWLER</b>	<b>April 7</b>	Waived <b>T BRANDON KEMP</b>
<b>March 10</b>	Terminated vested veterans <b>T KENDALL LAMM</b> and <b>RODGER SAFFOLD III</b> ; waived <b>RB DARRYNTON EVANS</b>	<b>April 7</b>	Waived <b>T BRANDON KEMP</b>
		<b>April 28</b>	Traded <b>WR A.J. BROWN</b> to the Philadelphia Eagles for their 2022 first-round pick (18th overall) and their 2022 third-round pick (101st overall); drafted <b>WR TREYLON BURKS</b> (first round, 18th overall); traded a 2022 first-round pick (26th overall) and a 2022 third-round pick (101st overall) to the N.Y. Jets for their 2022 second-round pick (35th overall), their 2022 third-round pick (69th overall) and their fifth-round pick (163rd overall)
		<b>April 29</b>	Drafted <b>CB ROGER McCREARY</b> (second round, 35th overall) and <b>OL NICHOLAS PETIT-FRERE</b> (third round, 69th overall); traded a 2022 third-round pick (90th overall) and a 2022 fifth-round pick (169th overall) to the Las Vegas Raiders for their 2022 third-round pick (86th overall); drafted <b>QB MALIK WILLIS</b> (third round, 86th overall)
		<b>April 30</b>	Drafted <b>RB HASSAN HASKINS</b> (fourth round, 131st overall), <b>TE CHIG OKONKWO</b> (fourth round, 143rd overall), <b>WR KYLE PHILIPS</b> (fifth round, 163rd overall), <b>S THEO JACKSON</b> (sixth round, 204th overall) and <b>LB CHANCE CAMPBELL</b> (sixth round, 219th overall); terminated vested veteran <b>QB KEVIN HOGAN</b>
		<b>May 2</b>	Waived <b>TE AUSTIN FORT</b> , <b>LB NATE HALL</b> , <b>LB KOBE JONES</b> and <b>OLB TUZAR SKIPPER</b>
		<b>May 9</b>	Signed free agent <b>CB GREG MABIN</b>
		<b>May 12</b>	Signed fourth-round choice <b>RB HASSAN HASKINS</b> , fifth-round choice <b>KYLE PHILIPS</b> , sixth-round choice <b>THEO JACKSON</b> and sixth-round choice <b>CHANCE CAMPBELL</b>
		<b>May 13</b>	Signed the following undrafted free agents: <b>OLB DAVID ANENIH</b> , <b>CB TRE AVERY</b> , <b>RB JULIUS CHESTNUT</b> , <b>DT HASKELL GARRETT</b> , <b>LB JACK GIBBENS</b> , <b>S MICHAEL GRIFFIN II</b> , <b>G HAYDEN HOWERTON</b> , <b>WR BRANDON LEWIS</b> , <b>T JALEN MCKENZIE</b> , <b>C/G XAVIER NEWMAN</b> , <b>TE THOMAS ODUKOYA</b> , <b>DT SAM OKUAYINONU</b> , <b>DE JAYDEN PEEVY</b> , <b>WR REGGIE ROBERSON JR.</b> , <b>T ANDREW RUPCICH</b> , <b>K CALEB SHUDAK</b> , <b>P RYAN STONEHOUSE</b> and <b>CB TRE SWILLING</b>
		<b>May 16</b>	Placed <b>S JAMAL CARTER</b> on injured reserve; signed free agents <b>CB KENNETH GEORGE JR.</b> and <b>DL DeMARCUS WALKER</b>
		<b>May 18</b>	Signed first-round choice <b>WR TREYLON BURKS</b>
		<b>May 20</b>	Signed third-round choice <b>OL NICHOLAS PETIT-FRERE</b>
		<b>May 24</b>	Signed fourth-round choice <b>TE CHIG OKONKWO</b>
		<b>June 1</b>	Terminated vested veteran <b>TE RYAN IZZO</b> ; signed free agent <b>WR JUWAN GREEN</b>
		<b>June 6</b>	Waived <b>OL DERWIN GRAY</b> ; claimed <b>OL CARSON GREEN</b> off waivers from the Houston Texans
		<b>June 13</b>	Terminated vested veteran <b>S JAMAL CARTER</b> from injured reserve
		<b>July 23</b>	Waived <b>DB RODNEY CLEMONS</b> ; declared <b>TE TOMMY HUDSON</b> , <b>LB MONTY RICE</b> and <b>K CALEB SHUDAK</b> physically unable to perform; signed free agent <b>DB JOSHUA KALU</b>

# TENNESSEE TITANS 2021 REGULAR SEASON PARTICIPATION CHART

Player	9/12	9/19	9/26	10/3	10/10	10/18	10/24	10/31	11/7	11/14	11/21	11/28	12/12	12/19	12/23	1/2	1/9	Season Totals			
	Ari	@Sea	Ind	@NYJ	@Jax	Buf	KC	@Ind	@LAR	NO	Hou	@NE	Jax	@Pit	SF	Mia	@Hou	GP	GS	DNP	IA
Adams, Paul	X	X	X	X	X	X	X	X	X	X	X	X	X	X	X	PS	R/PSC	0	0	0	0
Adeniyi, Ola	P	P	P	P	P	P	P	P	P	P	P	IA	P	P	P	P	P	16	0	0	1
Anderson, Abdullah	X	X	X	PS	PS	PS	PS	X	X	X	X	X	X	X	X	X	X	0	0	0	0
Ankou, Eli	X	X	X	X	X	X	X	NT	X	X	X	X	X	X	X	X	X	1	1	0	0
Autry, Denico	P	P	DE	DE	DE	DE	DE	DE	DE	DE	DE	DE	DE	P	P	P	P	17	11	0	0
Badgley, Michael	P	X	X	X	X	X	X	X	X	X	X	X	X	X	X	X	X	1	0	0	0
Barkley, Matt	PS	PS	PS	PS	PS	PS	PS	PS	PS	X	X	X	X	X	X	X	X	0	0	0	0
Batson, Cameron	IA	IA	P	P	P	P	IR	IR	IR	IR	IR	IR	IR	IR	IR	IR	IR	4	0	0	2
Bello, B.J.	IR	IR	IR	IR	IR	IR	IR	IR	IR	IR	IR	IR	IR	IR	IR	IR	IR	0	0	0	0
Blasingame, Khari	P	FB	IA	P	FB	P	FB	IA	IR	IR	IR	P	IA	P	P	P	P	11	3	0	3
Bledsoe, Amani	PS	PS	PS	DE	DE	P	IA	P	IA	P	PS	PS	PS	PS	PS	PS	PS	5	2	0	2
Boddy-Calhoun, Briean	PS	PS	PS	PS	PS	PS	PS	PS	PS	PS	PS	PS	PS	PS	PS	R/PSC	PS	0	0	0	0
Borders, Breon	P	P	P	P	P	P	P	P	P	PS	P	P	PS	X	X	X	X	11	0	0	0
Breeze, Brady	R/C	IR	IR	IR	IR	IR	P	IA	P	P	P	X	X	X	X	X	X	5	0	0	1
Brewer, Aaron	DNP	P	P	P	IR	IR	IR	IR	RG	P	RG	RG	P	LG	LG	P	P	12	5	1	0
Brooks, Nate	X	X	X	X	X	X	X	X	PS	X	X	X	X	PS	PS	X	X	0	0	0	0
Brown, Andrew	X	X	PS	X	X	X	X	X	X	X	X	X	X	X	X	X	X	0	0	0	0
Brown, A.J.	WR	WR	WR	IA	WR	WR	WR	WR	WR	WR	WR	IR	IR	IR	WR	WR	WR	13	13	0	1
Brown, Jayon	ILB	IA	P	P	IR	IR	IR	IR	ILB	ILB	ILB	ILB	ILB	P	P	R/C	IA	10	6	0	2
Bullock, Randy	PS	P	P	P	P	P	P	P	P	P	P	P	P	P	P	P	P	16	0	0	0
Byard, Kevin	S	S	S	S	S	S	S	S	S	S	S	S	S	S	S	S	S	17	17	0	0
Carter, Jamal	PS	PS	PS	PS	P	PS	PS	PS	PS	PS	PS	PS	PS-I	R/PSC	R/PSC	PS-I	PS-I	1	0	0	0
Carter, Shyheim	X	X	X	X	X	X	X	X	X	X	X	X	X	X	X	PS	X	0	0	0	0
Carter, Tory	PS	PS	P	P	PS	P	PS	P	IA	P	FB	FB	P	IR	IR	IR	IR	8	2	0	1
Clemons, Rodney	X	X	X	X	X	X	X	X	X	X	X	X	PS	PS	PS	PS	X	0	0	0	0
Cole, Dylan	X	X	X	X	X	PS	PS	X	P	P	P	P	P	P	P	P	P	9	0	0	0
Coley, Trevon	IR	IR	IR	IR	IR	IR	IR	IR	IR	IR	IR	IR	IR	IR	IR	IR	IR	0	0	0	0
Cox, Morgan	P	P	P	P	P	P	P	P	P	P	P	P	P	P	P	P	P	17	0	0	0
Cruikshank, Dane	P	P	S	S	S	P	S	P	P	IR	IR	IR	P	P	P	P	P	14	4	0	0
Cunningham, Zach	X	X	X	X	X	X	X	X	X	X	X	X	IA	ILB	ILB	ILB	ILB	4	4	0	1
Davis, Nate	RG	RG	RG	RG	RG	RG	RG	RG	IA	RG	IA	IA	RG	RG	RG	RG	RG	14	14	0	3
DiLauro, Christian	X	X	PS	PS	PS	PS	PS	PS	PS	PS	PS	PS	PS	PS	P	PS	PS	1	0	0	0
Dupree, Bud	OLB	OLB	DNP	IA	IA	P	P	P	P	P	IR	IR	IR	OLB	OLB	OLB	OLB	11	6	1	2
Dzubnar, Nick	P	P	P	P	P	P	P	P	P	P	P	P	P	P	P	P	P	17	0	0	0
Evans, Darrynton	IR	IR	IR	IR	IR	IR	P	IR	IR	IR	IR	IR	IR	IR	IR	IR	IR	1	0	0	0
Evans, Rashaan	ILB	ILB	ILB	ILB	ILB	ILB	ILB	IA	IA	IA	IA	IA	ILB	ILB	ILB	ILB	P	12	11	0	5
Farley, Caleb	P	IA	IA	IA	P	CB	IR	IR	IR	IR	IR	IR	IR	IR	IR	IR	IR	3	1	0	3
Farley, Matthias	P	P	P	P	P	P	P	P	P	P	P	P	P	P	P	P	P	17	0	0	0
Ficken, Sam	IR	IR	IR	IR	IR	IR	IR	IR	IR	IR	IR	IR	IR	IR	IR	IR	IR	0	0	0	0
Finch, Sharif	X	X	X	P	X	X	X	X	X	X	X	X	X	X	X	X	X	1	0	0	0
Firkser, Anthony	P	IA	IA	TE	P	P	P	P	P	P	P	P	P	P	P	P	P	15	1	0	2
Fitzpatrick, Dez	PS	PS	PS	PS	PS	PS	PS	PS	PS	P	P	P	IA	R/C	R/C	P	IA	4	0	0	2
Foreman, D'Onta	X	X	X	X	X	X	X	X	P	RB	P	P	RB	P	P	P	RB	9	3	0	0
Fort, Austin	X	PS	PS	PS	PS	PS	PS	PS	PS	PS	PS	R/PSC	PS	PS	PS	PS	PS	0	0	0	0
Fulton, Kristian	CB	CB	CB	CB	CB	IR	IR	IR	IR	CB	CB	CB	CB	CB	CB	CB	CB	13	13	0	0
Gary, Derwin	X	X	X	X	X	PS	PS	PS	PS	PS	PS	PS	PS	PS	PS	PS	PS	0	0	0	0
Hamilton IV, Woodrow	PS	PS	P	P	IA	X	X	X	X	X	X	X	X	X	X	X	X	2	0	0	1
Hand, DaShawn	X	X	X	X	X	X	X	X	X	X	X	X	X	X	X	X	X	1	0	0	0
Hart, Bobby	X	X	X	X	X	X	P	P	LT	IA	X	X	X	X	X	X	X	3	1	0	1
Henry, Derrick	RB	RB	RB	RB	RB	RB	RB	RB	IR	IR	IR	IR	IR	IR	IR	IR	IR	8	8	0	0
Hilliard, Dontrell	X	X	X	X	X	X	X	P	PS	PS	P	RB	RB	RB	RB	RB	P	8	5	0	0
Hogan, Kevin	X	X	X	X	X	X	X	X	X	PS	PS	P	PS	PS	PS	PS	PS	1	0	0	0
Hollister, Cody	X	X	X	X	X	X	X	X	X	X	PS	WR	P	P	PS	PS	PS	3	1	0	0
Hooker, Amani	S	IR	IR	IR	IR	S	IA	S	S	S	S	S	S	S	S	S	S	12	12	0	1
Hudson, Tommy	IA	P	P	P	IR	IR	IR	IR	IR	IR	P	P	IR	IR	IR	IR	IR	5	0	0	1
Izzo, Ryan	X	X	X	X	X	X	X	X	X	X	X	X	X	X	X	X	P	1	0	0	0
Jackson, Chris	IA	P	DB	P	P	P	IA	P	CB	P	CB	IR	IR	IR	P	P	P	12	3	0	2
Jenkins, Jackrabbit	CB	CB	CB	CB	CB	CB	CB	CB	CB	CB	IA	CB	IA	IA	P	CB	CB	14	13	0	3
Johnson, Jan	PS	X	X	X	X	X	X	X	X	X	X	X	X	X	X	X	X	0	0	0	0
Johnson, Marcus	IR	IR	IR	IR	WR	P	P	WR	P	P	WR	IR	IR	IR	IR	IR	IR	7	3	0	0
Jones, Ben	C	C	C	C	C	C	C	C	C	C	C	C	C	C	C	C	C	17	17	0	0
Jones, Chris	PS	PS	PS	PS	PS	PS	P	PS	P	P	P	P	P	P	IA	IA	PS	7	0	0	2
Jones, Joe	X	PS	PS	PS	P	P	P	P	P	P	P	R/C	P	IA	IA	P	PS	9	0	0	2
Jones, Julio	WR	WR	WR	IA	IA	WR	WR	IA	WR	IR	IR	WR	WR	WR	WR	R/C	IA	10	10	0	3
Jones, Naquan	PS	PS	IA	P	P	P	P	P	P	NT	P	P	NT	NT	NT	DE	IA	13	5	0	2
Kemp, Brandon	IR	IR	IR	IR	IR	IR	IR	IR	IR	IR	IR	IR	IR	IR	IR	IR	IR	0	0	0	0
Kern, Brett	P	P	P	IA	IA	R/C	P	P	P	P	P	P	P	P	P	P	P	14	0	0	2
Kinsey, Mason	PS	PS	PS	PS	PS	PS	P	PS	PS	PS	PS	PS	PS	PS	PS	PS	PS	1	0	0	0
Kizer, DeShone	X	X	X	X	X	X	X	X	X	X	X	PS	X	X	X	X	X	0	0	0	0
Lamm, Kendall	P	P	P	P	P	P	LT	IA	IA	P	P	P	P	P	R/C	R/C	IA	12	1	0	3
Landry III, Harold	OLB	OLB	OLB	OLB	OLB	OLB	OLB	OLB	OLB	OLB	OLB	OLB	OLB	OLB	OLB	OLB	OLB	17	17	0	0
Levin, Corey	PS	PS	PS	PS	P	DNP	P	P	P	P	P	P	P	P	P	P	P	12	0	1	0
Lewan, Taylor	LT	IA	LT	LT	LT	LT	IA	LT	DNP	LT	LT	LT	LT	LT	IA	LT	LT	13	13	1	3
Long Jr., David	IA	ILB	ILB	ILB	ILB	ILB	ILB	ILB	ILB	IA	IA	IA	IA	IA	IA	P	ILB	10	9	0	7
Mabin, Greg	X	X	X	X	X	X	CB	CB	IA	IA	IA	IA	P	P	P	IA	IA	5	2	0	6
Mack, Austin	X	X	X	X	X	X	X	X	X	X	X	PS	X	X	X	X	X	0	0	0	0
McCann, Tucker	IR	IR	IR	IR	X	X	X	X	X	X	X	X	X	X	X	X	X	0	0	0	0
McDougald, Bradley	P	S	X	X	X	X	X	X	X	X	X	X	X	X	X	X	X	2	1	0	0
McMath, Racey	P	P	P	P	IR	IR	IR	IR	IR	IR	IR	IR	P	P	P	P	P	9	0	0	0
McNichols, Jeremy	P	P	P	P	P	P	P	P	P	P	IA	IA	P	P	P	P	X	14	0	0	2

## TENNESSEE TITANS 2021 REGULAR SEASON PARTICIPATION CHART

Player	9/12	9/19	9/26	10/3	10/10	10/18	10/24	10/31	11/7	11/14	11/21	11/28	12/12	12/19	12/23	1/2	1/9	Season Totals			
	Ari	@Sea	Ind	@NYJ	@Jax	Buf	KC	@Ind	@LAR	NO	Hou	@NE	Jax	@Pit	SF	Mia	@Hou	GP	GS	DNP	IA
Molden, Elijah	P	P	P	P	P	CB	CB	CB	CB	P	P	CB	CB	P	R/C	CB	P	16	7	0	0
Moore, Briley	IR	IR	IR	IR	IR	IR	IR	IR	IR	IR	IR	IR	IR	IR	IR	IR	IR	0	0	0	0
Munyer, Daniel	IR	IR	IR	IR	IR	IR	IR	IR	PS	PS	PS	PS	PS	IA	DNP	PS	PS	0	0	1	1
Murchison, Larrell	DE	DE	P	IR	IR	IR	P	P	P	DE	DE	P	P	IA	IA	IA	DE	11	5	0	3
Murray, Jimmy	X	X	X	X	X	PS	PS	X	X	X	X	X	X	X	X	X	X	0	0	0	0
Peko, Kyle	X	X	X	X	X	PS	PS	PS	PS	P	P	NT	P	DE	P	P	NT	8	3	0	0
Peterson, Adrian	X	X	X	X	X	X	X	X	RB	P	RB	X	X	X	X	X	X	3	2	0	0
Pruitt, MyCole	TE	P	P	TE	P	P	P	TE	TE	TE	TE	P	P	TE	TE	TE	IR	16	9	0	0
Quessenberry, David	RT	RT	RT	RT	RT	RT	RT	RT	RT	RT	RT	RT	RT	RT	RT	RT	RT	17	17	0	0
Radunz, Dillon	IA	P	IA	IA	P	P	P	P	P	IA	P	P	IA	P	LT	P	P	12	1	0	5
Reid, Caraun	X	X	X	X	P	PS	PS	PS	X	X	X	X	X	X	X	X	X	1	0	0	0
Reynolds, Josh	IA	P	IA	P	P	IA	P	P	IA	X	X	X	X	X	X	X	X	5	0	0	4
Rice, Monty	P	P	P	P	P	IA	IA	ILB	P	ILB	ILB	ILB	IR	IR	IR	IR	IR	10	4	0	2
Roberson, Derick	P	IA	IA	IR	IR	IR	IR	IR	IR	IR	P	P	P	P	IA	IA	IA	5	0	0	5
Rogers, Chester	P	P	P	P	P	WR	IA	P	P	P	P	P	P	P	P	P	WR	16	2	0	1
Roos, Jordan	PS	PS	PS	PS	PS	PS	PS	PS	PS	PS	PS	PS	PS	PS	PS	PS	PS	0	0	0	0
Rowland, Chris	X	X	X	X	X	X	X	X	X	PS	PS	X	X	X	X	X	X	0	0	0	0
Rush, Anthony	P	P	X	X	X	X	X	X	X	X	X	X	X	X	X	X	X	2	0	0	0
Saffold III, Rodger	LG	LG	LG	LG	LG	LG	LG	LG	LG	LG	LG	LG	LG	IA	R/C	LG	LG	15	15	0	1
Sambrailo, Ty	P	LT	P	P	IA	X	X	X	X	X	X	X	X	X	X	X	X	4	1	0	1
Santoso, Ryan	X	PS	X	X	X	X	X	X	X	X	X	X	X	X	X	X	X	0	0	0	0
Sargent, Mekhi	P	P	P	IA	IA	IA	X	PS	X	X	X	X	X	X	X	X	X	3	0	0	3
Scott, Niles	X	X	X	X	X	X	X	X	PS	PS	PS	X	X	X	X	X	X	0	0	0	0
Simon, John	X	X	X	X	P	IA	IA	IA	X	X	X	P	X	X	X	X	X	2	0	0	3
Simmons, Jeffery	DT	DT	DT	DT	DT	DT	DT	DT	DT	DT	DT	DT	DT	DT	DT	DT	DT	17	17	0	0
Skipper, Tuzar	X	X	X	X	X	X	X	X	X	X	X	X	PS	PS	PS	PS	PS	0	0	0	0
Skrine, Buster	X	X	X	X	X	X	X	X	X	X	X	P	CB	CB	CB	P	P	6	3	0	0
Smith, Rodney	X	X	X	X	X	X	X	X	X	X	X	PS	X	X	X	X	X	0	0	0	0
Strong, Kevin	X	X	X	X	X	X	X	X	X	X	X	P	P	P	P	PS	P	5	0	0	0
Swaim, Geoff	TE	TE	TE	TE	TE	TE	TE	TE	TE	TE	IA	TE	TE	TE	TE	TE	TE	16	16	0	1
Tannehill, Ryan	QB	QB	QB	QB	QB	QB	QB	QB	QB	QB	QB	QB	QB	QB	QB	QB	QB	17	17	0	0
Tart, Teair	NT	NT	NT	NT	NT	NT	NT	IA	NT	IA	DT	IA	IA	IA	DT	P	IA	11	10	0	6
Tate, Golden	X	X	X	X	X	X	X	X	X	X	X	PS	PS	PS	PS	PS	X	0	0	0	0
Townsend, Johnny	X	X	X	P	P	P	X	X	X	X	X	X	X	X	X	X	X	3	0	0	0
Weaver, Rashad	IA	P	P	IR	IR	IR	IR	IR	IR	IR	IR	IR	IR	IR	IR	IR	IR	2	0	0	1
Westbrook-Ikhine, Nick	P	P	WR	WR	IA	P	P	P	P	WR	P	WR	WR	WR	P	WR	P	16	7	0	1
Wilkins, Jordan	X	X	X	X	X	X	X	X	X	X	X	X	PS	PS	PS	PS	P	1	0	0	0
Williamson, Avery	X	X	X	X	X	DNP	P	P	X	X	X	X	X	X	X	X	X	2	0	1	0
Woodside, Logan	DNP	DNP	DNP	DNP	DNP	DNP	P	P	P	DNP	DNP	R/C	P	DNP	DNP	P	DNP	5	0	11	0

## TENNESSEE TITANS 2021 POSTSEASON PARTICIPATION CHART

Player	1/22	Postseason Totals				Player	1/22	Postseason Totals				Player	1/22	Postseason Totals			
	Cin	GP	GS	DNP	IA		Cin	GP	GS	DNP	IA		Cin	GP	GS	DNP	IA
Adeniyi, Ola	P	1	0	0	0	Foreman, D'Onta	P	1	0	0	0	McNichols, Jeremy	PS	0	0	0	0
Autry, Denico	DE	1	1	0	0	Fort, Austin	PS	0	0	0	0	Molden, Elijah	CB	1	1	0	0
Batson, Cameron	IR	0	0	0	0	Fulton, Kristian	CB	1	1	0	0	Moore, Briley	IR	0	0	0	0
Bello, B.J.	IR	0	0	0	0	Gary, Derwin	PS	0	0	0	0	Munyer, Daniel	PS	0	0	0	0
Blasingame, Khari	P	1	0	0	0	Hand, Da'Shawn	PS	0	0	0	0	Murchison, Larrell	IA	0	0	0	1
Bledsoe, Amani	PS	0	0	0	0	Henry, Derrick	RB	1	1	0	0	Peko, Kyle	P	1	0	0	0
Boddy-Calhoun, Brien	PS	0	0	0	0	Hilliard, Dontrell	P	1	0	0	0	Pruitt, MyCole	IR	0	0	0	0
Brewer, Aaron	P	1	0	0	0	Hogan, Kevin	PS	0	0	0	0	Quessenberry, David	RT	1	1	0	0
Brown, A.J.	WR	1	1	0	0	Hollister, Cody	PS	0	0	0	0	Radunz, Dillon	IA	0	0	0	1
Brown, Jayon	P	1	0	0	0	Hooker, Amani	S	1	1	0	0	Rice, Monty	IR	0	0	0	0
Bullock, Randy	P	1	0	0	0	Hudson, Tommy	IR	0	0	0	0	Roberson, Derick	IA	0	0	0	1
Byard, Kevin	S	1	1	0	0	Izzo, Ryan	TE	1	1	0	0	Rogers, Chester	P	1	0	0	0
Carter, Jamal	PS-I	0	0	0	0	Jackson, Chris	P	1	0	0	0	Roos, Jordan	PS	0	0	0	0
Carter, Tory	IR	0	0	0	0	Jenkins, Jackrabbit	CB	1	1	0	0	Saffold III, Rodger	LG	1	1	0	0
Cole, Dylan	P	1	0	0	0	Johnson, Marcus	IR	0	0	0	0	Simmons, Jeffery	DT	1	1	0	0
Coley, Trevon	IR	0	0	0	0	Jones, Ben	C	1	1	0	0	Skipper, Tuzar	PS	0	0	0	0
Cox, Morgan	P	1	0	0	0	Jones, Chris	DNP	0	0	1	0	Skrine, Buster	P	1	0	0	0
Cruikshank, Dane	P	1	0	0	0	Jones, Joe	PS	0	0	0	0	Strong, Kevin	P	1	0	0	0
Cunningham, Zach	ILB	1	1	0	0	Jones, Julio	WR	1	1	0	0	Swaim, Geoff	TE	1	1	0	0
Davis, Nate	RG	1	1	0	0	Jones, Naquan	NT	1	1	0	0	Tannehill, Ryan	QB	1	1	0	0
DiLauro, Christian	PS	0	0	0	0	Kemp, Brandon	IR	0	0	0	0	Tart, Teair	IA	0	0	0	1
Dupree, Bud	P	1	0	0	0	Kern, Brett	P	1	0	0	0	Weaver, Rashad	IR	0	0	0	0
Dzubnar, Nick	P	1	0	0	0	Kinsey, Mason	PS	0	0	0	0	Westbrook-Ikhine, Nick	P	1	0	0	0
Evans, Darrynton	IR	0	0	0	0	Lamm, Kendall	P	1	0	0	0	Wilkins, Jordan	PS	0	0	0	0
Evans, Rashaan	IA	0	0	0	1	Landry III, Harold	OLB	1	1	0	0	Woodside, Logan	DNP	0	0	1	0
Farley, Caleb	IR	0	0	0	0	Levin, Corey	P	1	0	0	0						
Farley, Matthias	P	1	0	0	0	Lewan, Taylor	LT	1	1	0	0						
Ficken, Sam	IR	0	0	0	0	Long Jr., David	ILB	1	1	0	0						
Firkser, Anthony	P	1	0	0	0	Mabin, Greg	R/C	0	0	0	0						
Fitzpatrick, Dez	IA	0	0	0	1	McMath, Racey	P	1	0	0	0						

Starters indicated by position (QB, RB, ILB, etc.); P = played but did not start; DNP = active but did not play; IA = inactive for game; PS = practice squad; PS-I = practice squad injured; P/SUS = practice squad/suspended; X = not on roster; IR = injured reserve; SUS = reserve/suspended; NFI = non-football illness; PUP = physically unable to perform; R/O = reserve/opt-out; R/C = reserve/COVID-19; R/PSC=reserve/practice squad COVID-19



# 2021 TENNESSEE TITANS REGULAR SEASON STATISTICS

**Won 12, Lost 5**

Date	W-L	Score	OT	Opponent	Attendance
09/12	L	13-38		Arizona	67,216
09/19	W	33-30	OT	at Seattle	68,585
09/26	W	25-16		Indianapolis	67,914
10/03	L	24-27	OT	at N.Y. Jets	70,232
10/10	W	37-19		at Jacksonville	58,282
10/18	W	34-31		Buffalo	69,419
10/24	W	27-3		Kansas City	69,484
10/31	W	34-31	OT	at Indianapolis	59,175
11/07	W	28-16		at L.A. Rams	71,785
11/14	W	23-21		New Orleans	69,414
11/21	L	13-22		Houston	67,395
11/28	L	13-36		at New England	65,878
12/12	W	20-0		Jacksonville	67,808
12/19	L	13-19		at Pittsburgh	59,521
12/23	W	20-17		San Francisco	69,361
01/02	W	34-3		Miami	69,091
01/09	W	28-25		at Houston	66,722

Statistic	Tenn.	Opp.
<b>Total First Downs</b>	<b>362</b>	<b>331</b>
Rushing	134	90
Passing	194	204
Penalty	34	37
3rd Down: Made/Att	103/236	77/210
3rd Down Pct.	43.6	36.7
4th Down: Made/Att	15/24	14/24
4th Down Pct.	62.5	58.3
<b>Possession Avg.</b>	<b>32:40</b>	<b>27:20</b>
<b>Total Net Yards</b>	<b>5,822</b>	<b>5,607</b>
Avg. Per Game	342.5	329.8
Total Plays	1133	1039
Avg. Per Play	5.1	5.4
<b>Net Yards Rushing</b>	<b>2,404</b>	<b>1,438</b>
Avg. Per Game	141.4	84.6
Total Rushes	551	368
<b>Net Yards Passing</b>	<b>3,418</b>	<b>4,169</b>
Avg. Per Game	201.1	245.2
Sacked/Yards Lost	47/327	43/316
Gross Yards	3745	4485
Att./Completions	535/359	628/395
Completion Pct.	67.1	62.9
Had Intercepted	14	16
Punts/Average	58/44.3	67/44.6
Net Punting Avg.	58/39.8	67/38.7
<b>Penalties/Yards</b>	<b>103/973</b>	<b>118/1,070</b>
<b>Fumbles/Ball Lost</b>	<b>25/11</b>	<b>21/6</b>
<b>Touchdowns</b>	<b>49</b>	<b>38</b>
Rushing	23	14
Passing	22	24
Returns	4	0

Score By Periods	Q1	Q2	Q3	Q4	OT	PTS
<b>Team</b>	<b>61</b>	<b>167</b>	<b>65</b>	<b>120</b>	<b>6</b>	<b>419</b>
<b>Opponents</b>	<b>56</b>	<b>112</b>	<b>84</b>	<b>99</b>	<b>3</b>	<b>354</b>

Scoring	TD	Rush	Rec	Ret	K-PAT	FG	S	PTS
Bullock	0	0	0	0	42/45	26/31	0	120
Henry	10	10	0	0			0	62
Tannehill	7	7	0	0			0	42
A.J. Brown	5	0	5	0			0	30
Westbrook-Ikhine	4	0	4	0			0	24
Pruitt	3	0	3	0			0	20
Firkser	3	0	2	1c			0	18
Foreman	3	3	0	0			0	18
Swaim	3	0	3	0			0	18
Byard	2	0	0	2a			0	12
Hilliard	2	2	0	0			0	12
Batson	1	0	1	0			0	6
Fitzpatrick	1	0	1	0			0	6
Ju. Jones	1	0	1	0			0	6
McNichols	1	0	1	0			0	6
Molden	1	0	0	1b			0	6
Peterson	1	1	0	0			0	6
Rogers	1	0	1	0			0	6
Badgley	0	0	0	0	1/2	0/1	0	1
<b>Team</b>	<b>49</b>	<b>23</b>	<b>22</b>	<b>4</b>	<b>43/47</b>	<b>26/32</b>	<b>0</b>	<b>419</b>
<b>Opponents</b>	<b>38</b>	<b>14</b>	<b>24</b>	<b>0</b>	<b>29/34</b>	<b>31/38</b>	<b>0</b>	<b>354</b>

a - 30-yd fumble return at Jax, 10/10, and 24-yard interception return at LAR, 11/7; b - 2-yd interception return at Ind, 10/31; c - fumble recovery in end zone vs. Hou, 11/21

**2-Pt Conv:** Henry, Pruitt, **TM 2-2; OP 2-4**

**Sacks:** Landry 12, Autry 9, Simmons 8.5, Dupree 3, Adeniyi 2.5, N. Jones 2.5, Peko 2, Roberson 1.5, Byard 1, (group) 1, TM 43, OPP 47

**FUM/LOST:** Tannehill 10/4, Rogers 4/1, Firkser 2/1, Foreman 2/1, Hilliard 2/1, Blasingame 1/1, Brewer 1/0, Henry 1/0, McMath 1/1, Westbrook-Ikhine 1/1

**Bullock:** ( ) (33G,30G,24G,44N,36G) (32G) (44G,46G,36G,49N) (34G) (43G,38G) (34G,51G) (46G,44G) ( ) (28G,36G,36G) ( ) (44N) (47N,44G,29G) (26G,32G) (38G,44G) (23G,44G) (42N)

**TM:** (46N) (33G,30G,24G,44N,36G) (32G) (44G,46G,36G,49N) (34G) (43G,38G) (34G,51G) (46G,44G) ( ) (28G,36G, 36G) ( ) (44N) (47N,44G,29G) (26G,32G) (38G,44G) (23G, 44G) (42N)

**OPP:** (34G,43N) (31G) (43G,28G,24G,51N) (27G,22G) (53N) (24G,28G,52G) (42G,57N) (34G) (34G,22G,54G) (20G) (43G,24G,37G) (22G,37G,44G,53N,28G,52G) ( ) (36G,56N,28G,46G,48G) (48G) (39G,53N) (31G)

Passing	Att	Cmp	Yds	Cmp%	Yds/Att	TD	TD%	Int	Int%	Long	Sack/Lost	Rating
Tannehill	531	357	3,734	67.2	7.03	21	4.0	14	2.6	57t	47/327	89.6
A.J. Brown	2	0	0	0.0	0.00	0	0.0	0	0.0	---	0/0	39.6
M. Farley	1	1	6	100.0	6.00	0	0.0	0	0.0	6	0/0	91.7
Henry	1	1	5	100.0	5.00	1	100.0	0	0.0	5t	0/0	127.1
<b>Team</b>	<b>535</b>	<b>359</b>	<b>3,745</b>	<b>67.1</b>	<b>7.00</b>	<b>22</b>	<b>4.1</b>	<b>14</b>	<b>2.6</b>	<b>57t</b>	<b>47/327</b>	<b>90.0</b>
<b>Opponents</b>	<b>628</b>	<b>395</b>	<b>4,485</b>	<b>62.9</b>	<b>7.14</b>	<b>24</b>	<b>3.8</b>	<b>16</b>	<b>2.5</b>	<b>68t</b>	<b>43/316</b>	<b>86.4</b>

Rushing	No.	Yds	Avg	Long	TD
Henry	219	937	4.3	76t	10
Foreman	133	566	4.3	35	3
Hilliard	56	350	6.3	68t	2
Tannehill	55	270	4.9	28	7
McNichols	41	156	3.8	14	0
Peterson	27	82	3.0	16	1
Batson	2	15	7.5	11	0
A.J. Brown	2	10	5.0	7	0
Rogers	1	9	9.0	9	0
D. Evans	2	7	3.5	5	0
Blasingame	3	6	2.0	3	0
Sargent	2	4	2.0	2	0
M. Johnson	2	-2	-1.0	5	0
Woodside	6	-6	-1.0	-1	0
<b>Team</b>	<b>551</b>	<b>2,404</b>	<b>4.4</b>	<b>76t</b>	<b>23</b>
<b>Opponents</b>	<b>368</b>	<b>1,438</b>	<b>3.9</b>	<b>58</b>	<b>14</b>

Receiving	No.	Yds	Avg	Long	TD
A.J. Brown	63	869	13.8	57t	5
Westbrook-Ikhine	38	476	12.5	46	4
Firkser	34	291	8.6	24	2
Ju. Jones	31	434	14.0	51	1
Swaim	31	210	6.8	26	3
Rogers	30	301	10.0	39	1
McNichols	28	240	8.6	27	1
Hilliard	19	87	4.6	28	0
Henry	18	154	8.6	16	0
Pruitt	14	145	10.4	22	3
Reynolds	10	90	9.0	12	0
M. Johnson	9	160	17.8	50	0
Foreman	9	123	13.7	39	0
Fitzpatrick	5	49	9.8	18t	1
Hollister	4	33	8.3	14	0
Peterson	4	8	2.0	5	0
Hudson	3	31	10.3	14	0
Batson	2	15	7.5	13	1
D. Evans	2	11	5.5	6	0
McMath	2	8	4.0	9	0
Blasingame	2	4	2.0	5	0
Hooker	1	6	6.0	6	0
<b>Team</b>	<b>359</b>	<b>3,745</b>	<b>10.4</b>	<b>57t</b>	<b>22</b>
<b>Opponents</b>	<b>395</b>	<b>4,485</b>	<b>11.4</b>	<b>68t</b>	<b>24</b>

Interceptions	No.	Yds	Avg	Long	TD
Byard	5	66	13.2	24t	1
Fulton	2	13	6.5	13	0
Long	2	6	3.0	6	0
R. Evans	2	1	0.5	1	0
Hooker	1	21	21.0	21	0
Skrine	1	17	17.0	17	0
J. Brown	1	2	2.0	2	0
Molden	1	2	2.0	2t	1
Jenkins	1	0	0.0	0	0
<b>Team</b>	<b>16</b>	<b>128</b>	<b>8.0</b>	<b>24t</b>	<b>2</b>
<b>Opponents</b>	<b>14</b>	<b>252</b>	<b>18.0</b>	<b>82</b>	<b>0</b>

Punting	No.	Yds	Avg	Net	TB	In	Lg	B
Kern	47	2,105	44.8	40.4	1	18	59	0
Townsend	11	465	42.3	37.0	1	2	63	0
<b>Team</b>	<b>58</b>	<b>2,570</b>	<b>44.3</b>	<b>39.8</b>	<b>2</b>	<b>20</b>	<b>63</b>	<b>0</b>
<b>Opponents</b>	<b>67</b>	<b>2,986</b>	<b>44.6</b>	<b>38.7</b>	<b>5</b>	<b>27</b>	<b>66</b>	<b>0</b>

Punt Returns	Ret	FC	Yds	Avg	Long	TD
Rogers	30	20	293	9.8	55	0
Kinsey	0	1	0	---	---	0
<b>Team</b>	<b>30</b>	<b>21</b>	<b>293</b>	<b>9.8</b>	<b>55</b>	<b>0</b>
<b>Opponents</b>	<b>22</b>	<b>16</b>	<b>223</b>	<b>10.1</b>	<b>18</b>	<b>0</b>

Kickoff Returns	No.	Yds	Avg	Long	TD
Rogers	14	282	20.1	37	0
M. Johnson	9	179	19.9	31	0
Hilliard	8	177	22.1	26	0
Batson	5	80	16.0	20	0
McNichols	2	31	15.5	16	0
Blasingame	1	12	12.0	12	0
D. Evans	1	17	17.0	17	0
<b>Team</b>	<b>40</b>	<b>778</b>	<b>19.5</b>	<b>37</b>	<b>0</b>
<b>Opponents</b>	<b>40</b>	<b>812</b>	<b>20.3</b>	<b>37</b>	<b>0</b>

Field Goals	1-19	20-29	30-39	40-49	50+
Bullock	0/0	5/5	12/12	8/13	1/1
Badgley	0/0	0/0	0/0	0/1	0/0
<b>Team</b>	<b>0/0</b>	<b>5/5</b>	<b>12/12</b>	<b>8/14</b>	<b>1/1</b>
<b>Opponents</b>	<b>0/0</b>	<b>12/12</b>	<b>9/9</b>	<b>7/8</b>	<b>3/9</b>

## 2021 TENNESSEE TITANS REGULAR SEASON DEFENSIVE STATISTICS

PLAYER	TACKLES			SACKS		QB		INTERCEPTIONS				FUMBLES			
	Tot	Solo	Asst	Sk	Yds	QB	TFL	No	Yds	Lg	TD	PD	FF	FR	Yds
Byard, Kevin	88	57	31	1.0	11.0	2	1	5	66	24t	1	13	2	1	30t
Landry III, Harold	75	52	23	12.0	80.0	49	14	0	0	0	0	0	1	0	0
Long Jr., David	75	46	29	0.0	0.0	6	4	2	6	6	0	6	0	0	0
Hooker, Amani	62	38	24	0.0	0.0	0	1	1	21	21	0	4	1	0	0
Molden, Elijah	60	42	18	0.0	0.0	6	3	1	2	2t	1	4	1	1	0
Evans, Rashaan	57	35	22	0.0	0.0	1	3	2	1	1	0	2	1	1	0
Jenkins, Jackrabbit	55	39	16	0.0	0.0	0	0	1	0	0	0	6	1	0	0
Brown, Jayon	55	36	19	0.0	0.0	0	0	1	2	2	0	2	0	0	0
Simmons, Jeffery	54	42	12	8.5	64.5	58	12	0	0	0	0	6	0	0	0
Fulton, Kristian	40	30	10	0.0	0.0	0	0	2	13	13	0	14	0	0	0
Cruikshank, Dane	38	27	11	0.0	0.0	1	0	0	0	0	0	1	0	0	0
Jackson, Chris	33	28	5	0.0	0.0	2	1	0	0	0	0	4	0	0	0
Autry, Denico	32	25	7	9.0	60.5	44	10	0	0	0	0	6	0	0	0
Rice, Monty	30	15	15	0.0	0.0	0	0	0	0	0	0	1	0	0	0
Jones, Naquan	29	18	11	2.5	17.0	4	4	0	0	0	0	2	0	0	0
Cunningham, Zach	25	18	7	0.0	0.0	0	3	0	0	0	0	0	0	0	0
Dupree, Bud	17	13	4	3.0	23.0	15	2	0	0	0	0	1	1	0	0
Skrine, Buster	17	11	6	0.0	0.0	0	0	1	17	17	0	3	0	0	0
Tart, Teair	16	10	6	0.0	0.0	3	2	0	0	0	0	0	0	0	0
Adeniyi, Ola	11	8	3	2.5	23.0	20	2	0	0	0	0	1	0	0	0
Mabin, Greg	10	9	1	0.0	0.0	0	0	0	0	0	0	1	0	0	0
Peko, Kyle	10	7	3	2.0	5.0	5	2	0	0	0	0	0	1	0	0
Roberson, Derick	10	6	4	1.5	25.0	4	3	0	0	0	0	0	0	0	0
Murchison, Larrell	8	4	4	0.0	0.0	1	1	0	0	0	0	0	0	0	0
Jones, Chris	6	5	1	0.0	0.0	0	0	0	0	0	0	1	0	0	0
Simon, John	6	4	2	0.0	0.0	0	0	0	0	0	0	0	0	0	0
Cole, Dylan	6	2	4	0.0	0.0	1	1	0	0	0	0	1	0	0	0
Farley, Matthias	5	4	1	0.0	0.0	0	0	0	0	0	0	0	1	1	0
Farley, Caleb	4	4	0	0.0	0.0	0	0	0	0	0	0	1	0	0	0
Borders, Breon	4	3	1	0.0	0.0	0	0	0	0	0	0	2	0	0	0
Dzubnar, Nick	4	1	3	0.0	0.0	0	0	0	0	0	0	0	0	0	0
McDougald, Bradley	3	3	0	0.0	0.0	0	0	0	0	0	0	0	0	0	0
Strong, Kevin	3	1	2	0.0	0.0	0	0	0	0	0	0	0	0	0	0
Ankou, Eli	3	0	3	0.0	0.0	0	0	0	0	0	0	0	0	0	0
Weaver, Rashad	2	0	2	0.0	0.0	0	0	0	0	0	0	0	0	0	0
Bledsoe, Amani	1	1	0	0.0	0.0	1	0	0	0	0	0	1	0	0	0
Brown, A.J.	1	1	0	0.0	0.0	0	0	0	0	0	0	0	0	0	0
Jones, Joe	1	0	1	0.0	0.0	2	0	0	0	0	0	0	0	0	0
Reid, Carauran	0	0	0	0.0	0.0	1	0	0	0	0	0	0	0	0	0
<b>Total</b>	<b>956</b>	<b>645</b>	<b>311</b>	<b>42.0</b>	<b>309.0</b>	<b>226</b>	<b>69</b>	<b>16</b>	<b>128</b>	<b>24t</b>	<b>2</b>	<b>83</b>	<b>10</b>	<b>4</b>	<b>30t</b>

### TITANS SPECIAL TEAMS STATISTICS

PLAYER	TACKLES			FUMBLES		BLOCKS			PUNT
	Tot	Solo	Asst	FF	FR	PAT	FG		
Farley, Matthias	11	8	3	0	0	0	0	0	
Dzubnar, Nick	11	5	6	0	0	0	0	0	
Cole, Dylan	10	8	2	1	0	0	0	0	
Adeniyi, Ola	10	6	4	0	0	0	0	0	
Rice, Monty	6	2	4	0	0	0	0	0	
Cruikshank, Dane	5	3	2	1	0	0	0	0	
Jones, Joe	5	2	3	0	0	0	0	0	
McMath, Racey	4	0	4	0	0	0	0	0	
Westbrook-Ikhine, Nick	3	1	2	0	0	0	0	0	
Blasingame, Khari	2	2	0	0	0	0	0	0	
Carter, Tory	2	2	0	0	1	0	0	0	
Molden, Elijah	2	1	1	0	0	0	0	0	
Borders, Breon	1	1	0	0	0	0	0	0	
Cox, Morgan	1	1	0	0	0	0	0	0	
Cunningham, Zach	1	1	0	0	0	0	0	0	
Jackson, Chris	1	1	0	0	0	0	0	0	
Johnson, Marcus	1	1	0	0	0	0	0	0	
Townsend, Johnny	1	1	0	0	0	0	0	0	
Jones, Chris	1	0	1	0	0	0	0	0	
Pruitt, MyCole	1	0	1	0	0	0	0	0	
Roberson, Derick	1	0	1	0	0	0	0	0	
Autry, Denico	0	0	0	0	0	0	1	0	
Rogers, Chester	0	0	0	0	3	0	0	0	
<b>TEAM TOTALS:</b>	<b>80</b>	<b>46</b>	<b>34</b>	<b>2</b>	<b>4</b>	<b>0</b>	<b>1</b>	<b>0</b>	

### MISCELLANEOUS STATISTICS

PLAYER	TACKLES			FUMBLES	
	Tot	Solo	Asst	FF	FR
Hilliard, Dontrell	3	2	1	0	1
Tannehill, Ryan	3	2	1	0	1
Brown, A.J.	2	2	0	0	1
Jones, Julio	2	2	0	0	0
Quessenberry, David	2	2	0	1	0
Swaim, Geoff	2	2	0	0	0
Davis, Nate	1	1	0	0	0
Firkser, Anthony	1	1	0	0	3
Fitzpatrick, Dez	1	1	0	0	0
McMath, Racey	1	1	0	0	0
McNichols, Jeremy	1	1	0	0	0
Radunz, Dillon	1	1	0	0	0
Brewer, Aaron	0	0	0	0	1
Foreman, D'Onta	0	0	0	0	1
Henry, Derrick	0	0	0	0	1
Jones, Ben	0	0	0	0	1
Lewan, Taylor	0	0	0	0	1
Peterson, Adrian	0	0	0	0	1
<b>TEAM TOTALS:</b>	<b>20</b>	<b>18</b>	<b>2</b>	<b>1</b>	<b>12</b>

<b>Legend:</b>	
<b>Tot</b> . . . . . Total Tackles	<b>Int</b> . . . . . Interceptions
<b>Solo</b> . . . . . Unassisted Tackles	<b>Yds</b> . . . . . Interception Return Yards
<b>Asst</b> . . . . . Assisted Tackles	<b>TD</b> . . . . . Interceptions Return Touchdowns
<b>Sk</b> . . . . . Quarterback Sacks	<b>PD</b> . . . . . Passes Defensed
<b>Yds</b> . . . . . Yards Lost on Sack	<b>FF</b> . . . . . Forced Fumble
<b>QBP</b> . . . . . Quarterback Pressure	<b>FR</b> . . . . . Fumble Recoveries
<b>TFL</b> . . . . . Tackle for Loss	<b>Yds</b> . . . . . Yards on Fumble Returns

## 2021 TENNESSEE TITANS POSTSEASON STATISTICS

**Won 0, Lost 1**

Date	W-L	Score	OT	Opponent	Attendance
01/22	L	16-19		Cincinnati	69,242

Statistic	Tenn.	Opp.
<b>Total First Downs</b>	<b>16</b>	<b>17</b>
Rushing	7	4
Passing	9	13
Penalty	0	0
3rd Down: Made/Att	1/8	7/15
3rd Down Pct.	12.5	46.7
4th Down: Made/Att	0/1	0/0
4th Down Pct.	0.0	0.0
<b>Possession Avg.</b>	<b>26:35</b>	<b>33:25</b>
<b>Total Net Yards</b>	<b>353</b>	<b>345</b>
Avg. Per Game	353.0	345.0
Total Plays	52	64
Avg. Per Play	6.8	5.4
<b>Net Yards Rushing</b>	<b>140</b>	<b>65</b>
Avg. Per Game	140.0	65.0
Total Rushes	27	18
<b>Net Yards Passing</b>	<b>213</b>	<b>280</b>
Avg. Per Game	213.0	280.0
Sacked/Yards Lost	1/7	9/68
Gross Yards	220	348
Att./Completions	24/15	37/28
Completion Pct.	62.5	75.7
Had Intercepted	3	1
<b>Punts/Average</b>	<b>4/41.5</b>	<b>5/40.6</b>
Net Punting Avg.	4/41.5	5/39.6
<b>Penalties/Yards</b>	<b>2/15</b>	<b>6/46</b>
<b>Fumbles/Ball Lost</b>	<b>0/0</b>	<b>0/0</b>
<b>Touchdowns</b>	<b>2</b>	<b>1</b>
Rushing	1	1
Passing	1	0
Returns	0	0

Score By Periods	Q1	Q2	Q3	Q4	OT	PTS
<b>Team</b>	<b>0</b>	<b>6</b>	<b>10</b>	<b>0</b>	<b>0</b>	<b>16</b>
<b>Opponents</b>	<b>6</b>	<b>3</b>	<b>7</b>	<b>3</b>	<b>0</b>	<b>19</b>

Scoring	TD	Rush	Rec	Ret	K-PAT	FG	S	PTS
A.J. Brown	1	0	1	0			0	6
Henry	1	1	0	0			0	6
Bullock	0	0	0	0	1/1	1/1	0	4
<b>Team</b>	<b>2</b>	<b>1</b>	<b>1</b>	<b>0</b>	<b>1/1</b>	<b>1/1</b>	<b>0</b>	<b>16</b>
<b>Opponents</b>	<b>1</b>	<b>1</b>	<b>0</b>	<b>0</b>	<b>1/1</b>	<b>4/4</b>	<b>0</b>	<b>19</b>

**2-Pt Conv:** TM 0-1, OPP 0-0

**Sacks:** Simmons 3, Autry 1.5, Landry 1.5, Dupree 1, Long 1, N. Jones 0.5, Peko 0.5, TM 9, OPP 1

**FUM/Lost:** 0/0

Passing	Att	Cmp	Yds	Cmp%	Yds/Att	TD	TD%	Int	Int%	Long	Sack/Lost	Rating
Tannehill	24	15	220	62.5	9.17	1	4.2	3	12.5	41	1/7	66.7
<b>Team</b>	<b>24</b>	<b>15</b>	<b>220</b>	<b>62.5</b>	<b>9.17</b>	<b>1</b>	<b>4.2</b>	<b>3</b>	<b>12.5</b>	<b>41</b>	<b>1/7</b>	<b>66.7</b>
<b>Opponents</b>	<b>37</b>	<b>28</b>	<b>348</b>	<b>75.7</b>	<b>9.41</b>	<b>0</b>	<b>0.0</b>	<b>1</b>	<b>2.7</b>	<b>57</b>	<b>9/68</b>	<b>93.1</b>

Rushing	No.	Yds	Avg	Long	TD
Foreman	4	66	16.5	45	0
Henry	20	62	3.1	9	1
Tannehill	3	12	4.0	8	0
<b>Team</b>	<b>27</b>	<b>140</b>	<b>5.2</b>	<b>45</b>	<b>1</b>
<b>Opponents</b>	<b>18</b>	<b>65</b>	<b>3.6</b>	<b>16t</b>	<b>1</b>

Receiving	No.	Yds	Avg	Long	TD
Ju. Jones	6	62	10.3	16	0
A.J. Brown	5	142	28.4	41	1
Hilliard	3	13	4.3	5	0
Rogers	1	3	3.0	3	0
<b>Team</b>	<b>15</b>	<b>220</b>	<b>14.7</b>	<b>41</b>	<b>1</b>
<b>Opponents</b>	<b>28</b>	<b>348</b>	<b>12.4</b>	<b>57</b>	<b>0</b>

Interceptions	No.	Yds	Avg	Long	TD
Hooker	1	15	15.0	15	0
<b>Team</b>	<b>1</b>	<b>15</b>	<b>15.0</b>	<b>15</b>	<b>0</b>
<b>Opponents</b>	<b>3</b>	<b>19</b>	<b>6.3</b>	<b>19</b>	<b>0</b>

Punting	No.	Yds	Avg	Net	TB	In	Lg	B
Kern	4	166	41.5	41.5	0	3	50	0
<b>Team</b>	<b>4</b>	<b>166</b>	<b>41.5</b>	<b>41.5</b>	<b>0</b>	<b>3</b>	<b>50</b>	<b>0</b>
<b>Opponents</b>	<b>5</b>	<b>203</b>	<b>40.6</b>	<b>39.6</b>	<b>0</b>	<b>2</b>	<b>48</b>	<b>0</b>

Punt Returns	Ret	FC	Yds	Avg	Long	TD
Rogers	3	2	5	1.7	5	0
<b>Team</b>	<b>3</b>	<b>2</b>	<b>5</b>	<b>1.7</b>	<b>5</b>	<b>0</b>
<b>Opponents</b>	<b>0</b>	<b>3</b>	<b>0</b>	<b>---</b>	<b>---</b>	<b>0</b>

Kickoff Returns	No.	Yds	Avg	Long	TD
Hilliard	1	26	26.0	26	0
<b>Team</b>	<b>1</b>	<b>26</b>	<b>26.0</b>	<b>26</b>	<b>0</b>
<b>Opponents</b>	<b>3</b>	<b>82</b>	<b>27.3</b>	<b>32</b>	<b>0</b>

Field Goals	1-19	20-29	30-39	40-49	50+
Bullock	0/0	0/0	1/1	0/0	0/0
<b>Team</b>	<b>0/0</b>	<b>0/0</b>	<b>1/1</b>	<b>0/0</b>	<b>0/0</b>
<b>Opponents</b>	<b>0/0</b>	<b>0/0</b>	<b>1/1</b>	<b>1/1</b>	<b>2/2</b>

Bullock: (34G)

TM: (34G)

OPP: (38G,45G,54G,52G)

## 2021 TENNESSEE TITANS POSTSEASON DEFENSIVE STATISTICS

PLAYER	TACKLES			SACKS		QB	TFL	INTERCEPTIONS				FUMBLES					
	Tot	Solo	Asst	Sk	Yds			No	Yds	Lg	TD	PD	FF	FR	Yds		
Cunningham, Zach	10	8	2	0.0	0.0	0	1	0	0	0	0	0	0	0	0	0	0
Simmons, Jeffery	8	7	1	3.0	28.0	3	3	0	0	0	0	0	0	0	0	0	0
Long Jr., David	8	6	2	1.0	0.0	1	1	0	0	0	0	0	0	0	0	0	0
Hooker, Amani	7	4	3	0.0	0.0	0	0	1	15	15	0	2	0	0	0	0	0
Fulton, Kristian	6	4	2	0.0	0.0	0	0	0	0	0	0	0	0	0	0	0	0
Landry III, Harold	6	3	3	1.5	11.5	5	1	0	0	0	0	0	0	0	0	0	0
Cruikshank, Dane	4	3	1	0.0	0.0	0	0	0	0	0	0	0	0	0	0	0	0
Byard, Kevin	3	3	0	0.0	0.0	0	0	0	0	0	0	0	0	0	0	0	0
Autry, Denico	3	1	2	1.5	7.5	5	1	0	0	0	0	1	0	0	0	0	0
Dupree, Bud	2	2	0	1.0	16.0	2	1	0	0	0	0	0	0	0	0	0	0
Brown, Jayon	2	1	1	0.0	0.0	1	0	0	0	0	0	0	0	0	0	0	0
Jenkins, Jackrabbit	2	1	1	0.0	0.0	0	0	0	0	0	0	1	0	0	0	0	0
Jones, Naquan	2	0	2	0.5	1.5	2	0	0	0	0	0	0	0	0	0	0	0
Molden, Elijah	2	0	2	0.0	0.0	0	0	0	0	0	0	0	0	0	0	0	0
Peko, Kyle	2	0	2	0.5	3.5	1	0	0	0	0	0	0	0	0	0	0	0
Jackson, Chris	1	1	0	0.0	0.0	0	0	0	0	0	0	0	0	0	0	0	0
Skrine, Buster	1	1	0	0.0	0.0	0	0	0	0	0	0	0	0	0	0	0	0
<b>Total</b>	<b>69</b>	<b>45</b>	<b>24</b>	<b>9.0</b>	<b>68.0</b>	<b>20</b>	<b>8</b>	<b>1</b>	<b>15</b>	<b>15</b>	<b>0</b>	<b>4</b>	<b>0</b>	<b>0</b>	<b>0</b>	<b>0</b>	<b>0</b>

### TITANS SPECIAL TEAMS STATISTICS

PLAYER	TACKLES			FUMBLES		BLOCKS		
	Tot	Solo	Asst	FF	FR	PAT	FG	PUNT
Farley, Matthias	1	1	0	0	0	0	0	0
Hooker, Amani	1	1	0	0	0	0	0	0
Jackson, Chris	1	1	0	0	0	0	0	0
<b>TEAM TOTALS:</b>	<b>3</b>	<b>3</b>	<b>0</b>	<b>0</b>	<b>0</b>	<b>0</b>	<b>0</b>	<b>0</b>

### MISCELLANEOUS STATISTICS

PLAYER	TACKLES			FUMBLES	
	Tot	Solo	Asst	FF	FR
Firkser, Anthony	1	1	0	0	0
Jones, Julio	1	1	0	0	0
Tannehill, Ryan	1	1	0	0	0
<b>TEAM TOTALS:</b>	<b>3</b>	<b>3</b>	<b>0</b>	<b>0</b>	<b>0</b>

**Legend:**

**Tot** . . . . . Total Tackles

**Solo** . . . . . Unassisted Tackles

**Asst** . . . . . Assisted Tackles

**Sk** . . . . . Quarterback Sacks

**Yds** . . . . . Yards Lost on Sack

**QB** . . . . . Quarterback Pressure

**TFL** . . . . . Tackle for Loss

**Int** . . . . . Interceptions

**Yds** . . . . . Interception Return Yards

**TD** . . . . . Interceptions Return Touchdowns

**PD** . . . . . Passes Defensed

**FF** . . . . . Forced Fumble

**FR** . . . . . Fumble Recoveries

**Yds** . . . . . Yards on Fumble Returns



# 2021 TITANS REGULAR SEASON GAME-BY-GAME OFFENSIVE STATISTICS

	Sept 12 Ari	Sept 19 @ SEA	Sept 26 IND	Oct 3 @ NYJ	Oct 10 @ JAX	Oct 18 BUF	Oct 24 KC	Oct 31 @ IND	Nov 7 @ LAR	Nov 14 NO	Nov 21 HOU	Nov 28 @ NE	Dec 12 JAX	Dec 19 @ PIT	Dec 23 SF	Jan 2 MIA	Jan 9 @ HOU	2021 Totals
Points	13	33	25	24	37	34	27	34	28	23	13	13	20	13	20	34	28	419
1st Qtr	0	3	7	3	7	0	14	0	0	3	0	0	7	10	0	7	0	61
2nd Qtr	6	6	7	6	17	17	13	14	21	10	0	13	3	3	0	10	21	167
3rd Qtr	7	7	0	0	7	7	0	7	0	7	6	0	7	0	10	0	0	65
4th Qtr	0	14	11	15	6	10	0	10	7	3	7	0	3	0	10	17	7	120
Overtime	0	3	0	0	0	0	0	3	0	0	0	0	0	0	0	0	0	6
TDs (Ru-P-Ret)	1-1-0	3-0-0	0-3-0	1-1-0	3-1-1	4-0-0	1-2-0	0-3-1	2-1-1	1-1-0	0-1-1	1-1-0	2-0-0	1-0-0	1-1-0	2-2-0	0-4-0	23-22-4
PATs (M/A)	1-2	3-3	2-2	1-1	4-5	4-4	3-3	4-4	4-4	2-2	1-2	1-2	2-2	1-1	2-2	4-4	4-4	43-47
2PT Convs (M/A)	0-0	0-0	1-1	1-1	0-0	0-0	0-0	0-0	0-0	0-0	0-0	0-0	0-0	0-0	0-0	0-0	0-0	2-2
FGs (M/A)	0-1	4-5	1-1	3-4	1-1	2-2	2-2	2-2	0-0	3-3	0-0	0-1	2-3	2-2	2-2	2-2	0-1	26-32
Safeties	0	0	0	0	0	0	0	0	0	0	0	0	0	0	0	0	0	0
First Downs	17	33	24	30	23	16	24	18	16	17	26	18	22	22	16	17	23	362
Rushing	5	11	10	10	12	6	9	6	4	4	7	11	8	14	4	7	6	134
Passing	12	16	11	17	10	9	13	10	9	10	19	6	10	8	11	7	16	194
Penalty	0	6	3	3	1	1	2	2	3	3	0	1	4	0	1	3	1	34
3rd Down Conv (M/A)	5-14	6-14	6-12	5-19	5-11	4-10	8-12	8-17	4-12	3-12	6-15	5-11	6-15	8-18	9-16	7-15	8-13	103-236
3rd Down Conv Pct	35.71%	42.86%	50.00%	26.32%	45.45%	40.00%	66.67%	47.06%	33.33%	25.00%	40.00%	45.45%	40.00%	44.44%	56.25%	46.67%	61.54%	42.64%
4th Down Conv (M/A)	1-3	0-1	1-1	2-3	1-1	1-1	0-0	2-2	2-2	0-0	2-4	1-3	0-0	1-2	0-0	1-1	0-0	15-24
4th Down Conv Pct	33.33%	0	100.00%	66.67%	100%	100.00%	0.00%	100.00%	100.00%	0.00%	50.00%	33.33%	0.00%	50.00%	0.00%	100.00%	0.00%	62.50%
Red Zone Conv (M/A)	2-2	2-6	3-5	2-5	4-5	3-3	2-4	2-2	3-3	2-5	2-3	1-2	2-3	1-4	2-2	2-3	4-4	39-61
Red Zone Conv Pct	100%	33.33%	60.00%	40.00%	80.00%	100.00%	50.00%	100.00%	100.00%	40.00%	66.67%	50.00%	66.67%	25.00%	100.00%	66.67%	100.00%	63.93%
Goal to Go Conv (M/A)	1-1	2-3	2-2	2-2	3-3	1-1	2-2	0-0	3-3	2-3	1-1	1-2	2-2	1-2	1-1	1-1	3-3	28-32
Goal to Go Conv Pct	100%	66.67%	100.00%	100.00%	100%	100.00%	100.00%	0.00%	100.00%	66.67%	100.00%	50.00%	100.00%	50.00%	100.00%	100.00%	100.00%	87.50%
Total Net Yards	248	532	368	430	368	362	369	340	194	264	420	355	263	318	278	308	405	5822
Total Off. Plays	64	83	65	93	61	51	64	68	56	58	79	62	69	78	58	59	65	1133
Avg. Gain Per Play	3.9	6.4	5.7	4.6	6.0	7.1	5.8	5.0	3.5	4.6	5.3	5.7	3.8	4.1	4.8	5.2	6.2	5.1
Net Yards Rushing	86	212	180	177	184	146	103	93	69	66	103	270	102	201	90	198	124	2404
Total Rushing Plays	22	40	37	37	36	22	35	31	26	29	25	39	34	42	24	40	32	551
Avg. Gain Per Rush	3.9	5.3	4.9	4.8	5.1	6.6	2.9	3.0	2.7	2.3	4.1	6.9	3.0	4.8	3.8	5.0	3.9	4.4
Net Yards Passing	162	320	188	253	184	216	266	247	125	198	317	85	161	117	188	110	281	3418
Times Sacked	6	3	1	7	3	0	1	3	3	2	2	2	4	4	4	1	1	47
Yards Lost on Sacks	56	27	9	45	13	0	9	18	18	15	6	8	30	36	21	10	6	327
Gross Yards Passing	218	347	197	298	197	216	275	265	143	213	323	93	191	153	209	120	287	3745
Pass Attempts	36	40	27	49	22	29	28	34	27	27	52	21	31	32	30	18	32	535
Pass Completions	22	27	18	30	14	18	22	23	19	19	35	11	20	23	22	13	23	359
Completion Pct	61.11%	67.50%	66.67%	61.22%	63.64%	62.07%	78.57%	67.65%	70.37%	70.37%	67.31%	52.38%	64.52%	71.88%	73.33%	72.22%	71.88%	67.10%
Avg. Gain Per Pass	3.9	7.4	6.7	4.5	7.4	7.4	9.2	6.7	4.2	6.8	5.9	3.7	4.6	3.3	5.5	5.8	8.5	5.9
Interceptions	1	0	2	0	0	1	1	2	1	0	4	1	0	1	0	0	0	14
Fumbles / Fum. Lost	2-2	1-1	1-1	1-0	0-0	0-0	0-0	1-0	0-0	1-0	4-1	5-3	1-0	5-3	0-0	1-0	2-0	25-11
Penalties	7	5	4	8	7	7	6	11	4	8	5	5	2	7	6	6	5	103
Penalty Yards	57	45	24	98	44	91	31	161	19	49	52	50	15	68	57	70	42	973
Punts	3	2	1	5	4	2	2	4	5	5	2	2	5	3	5	4	4	58
Gross Punting Avg.	50.3	47.0	42.0	37.6	42.5	53.5	47.0	47.0	43.4	41.0	40.0	47.5	38.4	47.7	46.0	44.3	49.3	44.3
Touchbacks	0	0	0	0	1	0	0	0	0	0	0	0	0	0	1	0	0	2
Inside20	0	1	0	1	1	0	2	2	3	1	1	0	2	0	2	3	1	20
Punts Blocked	0	0	0	0	0	0	0	0	0	0	0	0	0	0	0	0	0	0
Net Punting Avg.	42.3	47.0	42.0	31.2	37.5	50.5	47.0	40.3	42.0	40.2	35.0	36.0	38.4	34.7	39.6	40.5	43.3	39.8
Punt Returns	0	3	3	3	0	1	0	2	1	1	4	0	3	2	0	3	4	30
Punt Return Yards	0	32	44	44	0	0	0	21	11	9	20	0	13	48	0	28	23	293
Punt Return Avg.	0.0	10.7	14.7	14.7	0.0	0.0	0.0	10.5	11.0	9.0	5.0	0.0	4.3	24.0	0.0	9.3	5.8	9.8
Fair Catches	1	1	1	3	2	1	1	0	1	3	2	1	1	1	0	1	1	21
Kickoff Returns	1	6	2	0	0	7	1	0	2	3	5	4	1	2	2	1	3	40
Kickoff Return Yards	14	100	31	0	0	132	17	0	50	54	88	88	25	40	57	24	58	778
Kickoff Return Avg.	14.0	16.7	15.5	0.0	0.0	18.9	17.0	0.0	25.0	18.0	17.6	22.0	25.0	20.0	28.5	24.0	19.3	19.5
Time of Possession	26:39	42:33	34:06	40:42	31:30	27:10	36:21	34:59	27:39	31:27	30:22	31:02	36:57	39:08	29:29	33:12	33:34	32:40
Turnover Differential	-2	-1	-3	+1	+2	0	+2	+1	+1	+1	-5	-4	+4	-4	+2	+2	0	-3

## 2021 TITANS GAME-BY-GAME DEFENSIVE STATISTICS

	Sept 12 Ari	Sept 19 @ SEA	Sept 26 IND	Oct 3 @ NYJ	Oct 10 @ JAX	Oct 18 BUF	Oct 24 KC	Oct 31 @ IND	Nov 7 @ LAR	Nov 14 NO	Nov 21 HOU	Nov 28 @ NE	Dec 12 JAX	Dec 19 @ PIT	Dec 23 SF	Jan 2 MIA	Jan 9 @ HOU	2021 Totals
Points	38	30	16	27	19	31	3	31	16	21	22	36	0	19	17	3	25	354
1st Qtr	10	3	0	0	6	3	0	14	3	0	3	7	0	0	7	0	0	56
2nd Qtr	14	21	10	7	7	17	0	3	0	6	9	9	0	3	3	3	0	112
3rd Qtr	14	0	3	3	0	11	3	7	3	6	7	10	0	7	0	0	10	84
4th Qtr	0	6	3	14	6	0	0	7	10	9	3	10	0	9	7	0	15	99
Overtime	0	0	0	3	0	0	0	0	0	0	0	0	0	0	0	0	0	3
TDs (Ru-P-Ret)	1-4-0	2-2-0	1-0-0	1-2-0	2-1-0	0-3-0	0-0-0	1-3-0	0-1-0	1-2-0	2-0-0	1-2-0	0-0-0	1-0-0	1-1-0	0-0-0	0-3-0	14-24-0
PATs (M/A)	5-5	3-4	1-1	3-3	1-2	2-2	0-0	4-4	1-1	0-2	1-2	3-3	0-0	1-1	2-2	0-0	2-2	29-34
2PT Convs (M/A)	0-0	0-0	0-0	0-0	0-1	1-1	0-0	0-0	0-0	0-1	0-0	0-0	0-0	0-0	0-0	0-0	1-1	2-4
FGs (M/A)	1-2	1-1	3-4	2-2	0-1	3-3	1-2	1-1	3-3	1-1	3-3	5-6	0-0	4-5	1-1	1-2	1-1	31-38
Safeties	0	0	0	0	0	0	0	0	0	0	0	0	0	0	0	0	0	0
First Downs	22	17	19	16	24	28	22	24	22	22	15	23	9	12	22	16	18	331
Rushing	7	5	7	4	9	3	4	9	5	5	8	6	0	2	6	3	7	90
Passing	13	10	8	11	12	22	16	10	16	14	5	15	9	7	14	11	11	204
Penalty	2	2	4	1	3	3	2	5	1	3	2	2	0	3	2	2	0	37
3rd Down Conv (M/A)	7-13	4-12	3-12	6-14	3-10	7-13	4-11	7-16	4-15	5-12	6-17	4-10	5-13	2-11	3-8	3-12	4-11	77-210
3rd Down Conv Pct	53.85%	33.33%	25.00%	42.86%	30.00%	53.85%	36.36%	43.75%	26.67%	41.67%	35.29%	40.00%	38.46%	18.18%	37.50%	25.00%	36.36%	36.67%
4th Down Conv (M/A)	0-0	0-0	2-2	0-0	1-3	0-1	2-3	2-3	2-3	0-0	1-1	0-0	1-2	0-0	1-2	1-3	1-1	14-24
4th Down Conv Pct	0.00%	0	100.00%	0.00%	33.33%	0.00%	66.67%	66.67%	66.67%	0.00%	100.00%	0.00%	50.00%	0.00%	50.00%	33.33%	100.00%	58.33%
Red Zone Conv (M/A)	4-5	2-3	1-3	2-4	3-5	2-5	0-3	4-5	1-3	3-4	2-4	2-5	0-0	1-3	2-4	0-0	1-2	30-58
Red Zone Conv Pct	80.00%	66.67%	33.33%	50.00%	60.00%	40.00%	0.00%	80.00%	33.33%	75.00%	50.00%	40.00%	0.00%	33.33%	50.00%	0.00%	50.00%	51.72%
Goal to Go Conv (M/A)	2-3	2-2	0-2	2-3	3-5	1-2	0-0	4-4	1-2	0-1	2-3	1-2	0-0	1-1	2-3	0-0	1-1	22-34
Goal to Go Conv Pct	66.67%	100%	0	66.67%	60.00%	50.00%	0.00%	100.00%	50.00%	0.00%	66.67%	50.00%	0.00%	100.00%	66.67%	0.00%	100.00%	64.71%
Total Net Yards	416	397	265	355	454	417	334	307	347	373	190	394	192	168	389	256	353	5607
Total Off. Plays	67	52	57	60	66	73	68	72	74	61	62	58	51	45	58	59	56	1039
Avg. Gain Per Play	6.2	7.6	4.6	5.9	6.9	5.7	4.9	4.3	4.7	6.1	3.1	6.8	3.8	3.7	6.7	4.3	6.3	5.4
Net Yards Rushing	136	77	87	66	198	82	77	83	94	86	83	105	8	35	83	74	64	1438
Total Rushing Plays	33	18	18	25	31	23	13	20	21	21	38	24	8	17	21	16	21	368
Avg. Gain Per Rush	4.1	4.3	4.8	2.6	6.4	3.6	5.9	4.2	4.5	4.1	2.2	4.4	1.0	2.1	4.0	4.6	3.0	3.9
Net Yards Passing	280	320	178	289	256	335	257	224	253	287	107	289	184	133	306	182	289	4169
Times Sacked	2	3	2	1	2	3	4	1	5	4	0	2	3	3	2	4	2	43
Yards Lost on Sacks	9	23	16	8	17	18	31	7	41	22	0	21	37	15	16	23	12	316
Gross Yards Passing	289	343	194	297	273	353	288	231	294	309	107	310	221	148	322	205	301	4485
Pass Attempts	32	31	37	34	33	47	51	51	48	36	24	32	40	25	35	39	33	628
Pass Completions	21	22	19	21	23	35	31	27	31	21	14	23	24	16	26	18	23	395
Completion Pct	65.63%	70.97%	51.35%	61.76%	69.70%	74.47%	60.78%	52.94%	64.58%	58.33%	58.33%	71.88%	60.00%	64.00%	74.29%	46.15%	69.70%	62.90%
Avg. Gain Per Pass	8.2	9.4	4.6	8.3	7.3	6.7	4.7	4.3	4.8	7.2	4.5	8.5	4.3	4.8	8.3	4.2	8.3	6.2
Interceptions	1	0	0	1	1	1	1	2	2	0	0	0	4	0	2	1	0	16
Fumbles / Fum. Lost	1-0	0-0	1-0	3-0	1-1	1-0	3-2	2-1	0-0	1-1	1-0	0-0	0-0	0-0	3-0	4-1	0-0	21-6
Penalties	8	10	4	6	4	8	9	9	12	9	7	4	9	5	5	5	4	118
Penalty Yards	59	100	66	65	33	60	77	75	115	65	50	35	79	30	41	55	65	1070
Punts	3	6	4	6	2	2	2	4	4	5	7	1	5	5	2	4	5	67
Gross Punting Avg.	48.0	51.7	49.3	46.2	40.0	46.5	46.5	45.5	49.8	40.4	43.9	48.0	45.0	39.8	35.0	36.8	42.6	44.6
Touchbacks	1	2	0	0	0	0	0	0	1	1	0	0	0	0	0	0	0	5
Inside20	2	2	1	2	0	0	1	2	0	1	5	1	3	1	1	1	4	27
Punts Blocked	0	0	0	0	0	0	0	0	0	0	0	0	0	0	0	0	0	0
Net Punting Avg.	41.3	39.7	38.3	38.8	40.0	46.5	46.5	40.3	42.0	34.6	41.0	48.0	42.4	30.2	35.0	29.8	38.0	38.7
Punt Returns	2	0	0	2	0	2	0	2	1	1	1	2	0	3	1	2	3	22
Punt Return Yards	24	0	0	32	0	6	0	27	7	4	10	23	0	39	12	15	24	223
Punt Return Avg.	12.0	0	0	16.0	0.0	3.0	0.0	13.5	7.0	4.0	10.0	11.5	0.0	13.0	12.0	7.5	8.0	10.1
Fair Catches	0	1	0	2	3	0	0	1	2	1	0	0	4	0	1	0	1	16
Kickoff Returns	1	3	2	4	4	3	0	3	2	6	1	3	1	2	0	2	3	40
Kickoff Return Yards	22	30	33	81	85	77	0	76	34	127	17	84	16	38	0	34	58	812
Kickoff Return Avg.	22.0	10	16.5	20.3	21.3	25.7	0.0	25.3	17.0	21.2	17.0	28.0	16.0	19.0	0.0	17.0	19.3	20.3
Time of Possession	33:21	22:42	25:54	29:03	28:30	32:50	23:39	30:58	32:21	28:33	29:38	28:58	23:03	20:52	30:31	26:48	26:26	27:20

**PLAYOFF OFFENSE**

	Jan 22 C/n	Playoff Totals
Points	16	16
1st Qtr	0	0
2nd Qtr	6	6
3rd Qtr	10	10
4th Qtr	0	0
Overtime	0	0
TDs (Ru-P-Ret)	1-1-0	1-1-0
PATs (M/A)	1-1	1-1
2PT Convs (M/A)	0-1	0-1
FGs (M/A)	1-1	1-1
Safeties	0	0
First Downs	16	16
Rushing	7	7
Passing	9	9
Penalty	0	0
3rd Down Conv (M/A)	1-8	1-8
3rd Down Conv Pct	12.50%	12.50%
4th Down Conv (M/A)	0-1	0-1
4th Down Conv Pct	0.00%	0.00%
Red Zone Conv (M/A)	1-3	1-3
Red Zone Conv Pct	33.33%	33.33%
Goal to Go Conv (M/A)	1-2	1-2
Goal to Go Conv Pct	50.00%	50.00%
Total Net Yards	353	353
Total Off. Plays	52	52
Avg. Gain Per Play	6.8	6.8
Net Yards Rushing	140	140
Total Rushing Plays	27	27
Avg. Gain Per Rush	5.2	5.2
Net Yards Passing	213	213
Times Sacked	1	1
Yards Lost on Sacks	7	7
Gross Yards Passing	220	220
Pass Attempts	24	24
Pass Completions	15	15
Completion Pct	62.50%	62.50%
Avg. Gain Per Pass	8.5	8.5
Interceptions	3	3
Fumbles / Fum. Lost	0-0	0-0
Penalties	2	2
Penalty Yards	15	15
Punts	4	4
Gross Punting Avg.	41.5	41.5
Touchbacks	0	0
Inside20	3	3
Punts Blocked	0	0
Net Punting Avg.	41.5	41.5
Punt Returns	3	3
Punt Return Yards	5	5
Punt Return Avg.	1.7	1.7
Fair Catches	2	2
Kickoff Returns	1	1
Kickoff Return Yards	26	26
Kickoff Return Avg.	26.0	26.0
Time of Possession	26:35	26:35
Turnover Differential	-2	-2

**PLAYOFF DEFENSE**

	Jan 22 C/n	Playoff Totals
Points	19	19
1st Qtr	6	6
2nd Qtr	3	3
3rd Qtr	7	7
4th Qtr	3	3
Overtime	0	0
TDs (Ru-P-Ret)	1-0-0	1-0-0
PATs (M/A)	1-1	1-1
2PT Convs (M/A)	0-0	0-0
FGs (M/A)	4-4	4-4
Safeties	0	0
First Downs	17	17
Rushing	4	4
Passing	13	13
Penalty	0	0
3rd Down Conv (M/A)	7-15	7-15
3rd Down Conv Pct	46.67%	46.67%
4th Down Conv (M/A)	0-0	0-0
4th Down Conv Pct	0.00%	0.00%
Red Zone Conv (M/A)	1-2	1-2
Red Zone Conv Pct	50.00%	50.00%
Goal to Go Conv (M/A)	0-0	0-0
Goal to Go Conv Pct	0.00%	0.00%
Total Net Yards	345	345
Total Off. Plays	64	64
Avg. Gain Per Play	5.4	5.4
Net Yards Rushing	65	65
Total Rushing Plays	18	18
Avg. Gain Per Rush	3.6	3.6
Net Yards Passing	280	280
Times Sacked	9	9
Yards Lost on Sacks	68	68
Gross Yards Passing	348	348
Pass Attempts	37	37
Pass Completions	28	28
Completion Pct	75.68%	75.68%
Avg. Gain Per Pass	6.1	6.1
Interceptions	1	1
Fumbles / Fum. Lost	0-0	0-0
Penalties	6	6
Penalty Yards	46	46
Punts	5	5
Gross Punting Avg.	40.6	40.6
Touchbacks	0	0
Inside20	2	2
Punts Blocked	0	0
Net Punting Avg.	39.6	39.6
Punt Returns	0	0
Punt Return Yards	0	0
Punt Return Avg.	0.0	0.0
Fair Catches	3	3
Kickoff Returns	3	3
Kickoff Return Yards	82	82
Kickoff Return Avg.	27.3	27.3
Time of Possession	33:25	33:25

## 2021 TITANS GAME-BY-GAME STARTERS

### OFFENSE

Date	Opp	WR/TE	LT	LG	C	RG	RT	TE	TE/WR/FB	QB	WR	RB
Sept 12	Ari	J. Jones (WR)	T. Lewan	R. Saffold	B. Jones	N. Davis	D. Quessenberry	G. Swaim	M. Pruitt (TE)	R. Tannehill	A. Brown	D. Henry
Sept 19	@ Sea	J. Jones (WR)	T. Sambrailo	R. Saffold	B. Jones	N. Davis	D. Quessenberry	G. Swaim	K. Blasingame (FB)	R. Tannehill	A. Brown	D. Henry
Sept 26	Ind	J. Jones (WR)	T. Lewan	R. Saffold	B. Jones	N. Davis	D. Quessenberry	G. Swaim	N. Westbrook-Ikhine (WR)	R. Tannehill	A. Brown	D. Henry
Oct 3	@ NYJ	A. Firkser (TE)	T. Lewan	R. Saffold	B. Jones	N. Davis	D. Quessenberry	G. Swaim	M. Pruitt (TE)	R. Tannehill	N. Westbrook-Ikhine	D. Henry
Oct 10	@ Jax	M. Johnson (WR)	T. Lewan	R. Saffold	B. Jones	N. Davis	D. Quessenberry	G. Swaim	K. Blasingame (FB)	R. Tannehill	A. Brown	D. Henry
Oct 18	Buf	J. Jones (WR)	T. Lewan	R. Saffold	B. Jones	N. Davis	D. Quessenberry	G. Swaim	C. Rogers (WR)	R. Tannehill	A. Brown	D. Henry
Oct 24	KC	J. Jones (WR)	K. Lamm	R. Saffold	B. Jones	N. Davis	D. Quessenberry	G. Swaim	K. Blasingame (FB)	R. Tannehill	A. Brown	D. Henry
Oct 31	@ Ind	M. Johnson (WR)	T. Lewan	R. Saffold	B. Jones	N. Davis	D. Quessenberry	G. Swaim	M. Pruitt (TE)	R. Tannehill	A. Brown	D. Henry
Nov 7	@ LAR	J. Jones (WR)	B. Hart	R. Saffold	B. Jones	A. Brewer	D. Quessenberry	G. Swaim	M. Pruitt (TE)	R. Tannehill	A. Brown	A. Peterson
Nov 14	NO	N. Westbrook-Ikhine (WR)	T. Lewan	R. Saffold	B. Jones	N. Davis	D. Quessenberry	G. Swaim	M. Pruitt (TE)	R. Tannehill	A. Brown	D. Foreman
Nov 21	Hou	M. Johnson (WR)	T. Lewan	R. Saffold	B. Jones	A. Brewer	D. Quessenberry	M. Pruitt	<b>T. Carter (FB)</b>	R. Tannehill	A. Brown	A. Peterson
Nov 28	@ NE	N. Westbrook-Ikhine (WR)	T. Lewan	R. Saffold	B. Jones	A. Brewer	D. Quessenberry	G. Swaim	<b>T. Carter (FB)</b>	R. Tannehill	C. Hollister	D. Hilliard
Dec 12	Jax	J. Jones (WR)	T. Lewan	R. Saffold	B. Jones	N. Davis	D. Quessenberry	G. Swaim	D. Foreman (RB)	R. Tannehill	N. Westbrook-Ikhine	D. Hilliard
Dec 19	@ Pit	J. Jones (WR)	T. Lewan	A. Brewer	B. Jones	N. Davis	D. Quessenberry	G. Swaim	M. Pruitt (TE)	R. Tannehill	N. Westbrook-Ikhine	D. Hilliard
Dec 23	SF	J. Jones (WR)	<b>D. Radunz</b>	A. Brewer	B. Jones	N. Davis	D. Quessenberry	G. Swaim	M. Pruitt (TE)	R. Tannehill	A. Brown	D. Hilliard
Jan 2	Mia	N. Westbrook-Ikhine (WR)	T. Lewan	R. Saffold	B. Jones	N. Davis	D. Quessenberry	G. Swaim	M. Pruitt (TE)	R. Tannehill	A. Brown	D. Hilliard
Jan 9	@ Hou	J. Jones (WR)	T. Lewan	R. Saffold	B. Jones	N. Davis	D. Quessenberry	G. Swaim	C. Rogers (WR)	R. Tannehill	A. Brown	D. Foreman

### PLAYOFFS

Jan 22	Cin	J. Jones (WR)	T. Lewan	R. Saffold	B. Jones	N. Davis	D. Quessenberry	G. Swaim	R. Izzo (TE)	R. Tannehill	A. Brown	D. Henry
--------	-----	---------------	----------	------------	----------	----------	-----------------	----------	--------------	--------------	----------	----------

### DEFENSE

Date	Opp	DE/OLB	NT/DE	DT	OLB	ILB	ILB	DE/OLB/DB	CB	CB	S	S
Sept 12	Ari	L. Murchinson (DE)	T. Tart (NT)	J. Simmons	H. Landry III	J. Brown	R. Evans	B. Dupree (OLB)	K. Fulton	J. Jenkins	A. Hooker	K. Byard
Sept 19	@ Sea	L. Murchinson (DE)	T. Tart (NT)	J. Simmons	H. Landry III	D. Long Jr.	R. Evans	B. Dupree (OLB)	K. Fulton	J. Jenkins	B. McDougald	K. Byard
Sept 26	Ind	D. Autry (DE)	T. Tart (NT)	J. Simmons	H. Landry III	D. Long Jr.	R. Evans	C. Jackson (DB)	K. Fulton	J. Jenkins	D. Cruikshank	K. Byard
Oct 3	@ NYJ	D. Autry (DE)	T. Tart (NT)	J. Simmons	H. Landry III	D. Long Jr.	R. Evans	A. Bledsoe (DE)	K. Fulton	J. Jenkins	D. Cruikshank	K. Byard
Oct 10	@ Jax	D. Autry (DE)	T. Tart (NT)	J. Simmons	H. Landry III	D. Long Jr.	R. Evans	A. Bledsoe (DE)	K. Fulton	J. Jenkins	D. Cruikshank	K. Byard
Oct 18	Buf	D. Autry (DE)	T. Tart (NT)	J. Simmons	H. Landry III	D. Long Jr.	R. Evans	<b>E. Molden (DB)</b>	<b>C. Farley</b>	J. Jenkins	A. Hooker	K. Byard
Oct 24	KC	D. Autry (DE)	T. Tart (NT)	J. Simmons	H. Landry III	D. Long Jr.	R. Evans	<b>E. Molden (DB)</b>	G. Mabin	J. Jenkins	D. Cruikshank	K. Byard
Oct 31	@ Ind	D. Autry (DE)	E. Ankou (NT)	J. Simmons	H. Landry III	D. Long Jr.	<b>M. Rice</b>	<b>E. Molden (DB)</b>	G. Mabin	J. Jenkins	A. Hooker	K. Byard
Nov 7	@ LAR	D. Autry (DE)	T. Tart (NT)	J. Simmons	H. Landry III	D. Long Jr.	J. Brown	<b>E. Molden (DB)</b>	C. Jackson	J. Jenkins	A. Hooker	K. Byard
Nov 14	NO	D. Autry (DE)	<b>N. Jones (NT)</b>	J. Simmons	H. Landry III	J. Brown	<b>M. Rice</b>	L. Murchison (DE)	K. Fulton	J. Jenkins	A. Hooker	K. Byard
Nov 21	Hou	D. Autry (DE)	T. Tart (NT)	J. Simmons	H. Landry III	J. Brown	<b>M. Rice</b>	L. Murchison (DE)	K. Fulton	C. Jackson	A. Hooker	K. Byard
Nov 28	@ NE	D. Autry (DE)	K. Peko (NT)	J. Simmons	H. Landry III	J. Brown	<b>M. Rice</b>	<b>E. Molden (DB)</b>	K. Fulton	J. Jenkins	A. Hooker	K. Byard
Dec 12	Jax	D. Autry (DE)	<b>N. Jones (NT)</b>	J. Simmons	H. Landry III	J. Brown	R. Evans	<b>E. Molden (DB)</b>	K. Fulton	B. Skrine	A. Hooker	K. Byard
Dec 19	@ Pit	K. Peko (DE)	<b>N. Jones (NT)</b>	J. Simmons	H. Landry III	Z. Cunningham	R. Evans	B. Dupree (OLB)	K. Fulton	B. Skrine	A. Hooker	K. Byard
Dec 23	SF	T. Tart (DE)	<b>N. Jones (NT)</b>	J. Simmons	H. Landry III	Z. Cunningham	R. Evans	B. Dupree (OLB)	K. Fulton	B. Skrine	A. Hooker	K. Byard
Jan 2	Mia	B. Dupree (OLB)	<b>N. Jones (DE)</b>	J. Simmons	H. Landry III	Z. Cunningham	R. Evans	<b>E. Molden (DB)</b>	K. Fulton	J. Jenkins	A. Hooker	K. Byard
Jan 9	@ Hou	L. Murchinson (DE)	K. Peko (NT)	J. Simmons	H. Landry III	D. Long Jr.	Z. Cunningham	B. Dupree (OLB)	K. Fulton	J. Jenkins	A. Hooker	K. Byard

### PLAYOFFS

Jan 22	Cin	D. Autry (DE)	<b>N. Jones (NT)</b>	J. Simmons	H. Landry III	D. Long Jr.	Z. Cunningham	<b>E. Molden (DB)</b>	K. Fulton	J. Jenkins	A. Hooker	K. Byard
--------	-----	---------------	----------------------	------------	---------------	-------------	---------------	-----------------------	-----------	------------	-----------	----------

Bold denotes rookie



## 2021 TITANS GAME-BY-GAME INDIVIDUAL LEADERS

TITANS									
Date	Opp	PASSING YDS.	RUSHING YDS.	RUSHING ATT.	RECEPTIONS	RECEIVING YDS.	TOTAL TACKLES	SACKS	INTERCEPTIONS
Sept 12	Ari	R. Tannehill (212)	D. Henry (58)	D. Henry (17)	A. Brown, C. Rogers (4)	C. Rogers (62)	J. Jenkins (8)	H. Landry, J. Simmons (1)	K. Byard (1)
Sept 19	@ Sea	R. Tannehill (347)	D. Henry (182)	D. Henry (35)	D. Henry, J. Jones (6)	J. Jones (128)	H. Landry III (7)	D. Autry (1.5)	None
Sept 26	Ind	R. Tannehill (197)	D. Henry (113)	D. Henry (28)	N. Westbrook-Ikhine (4)	N. Westbrook-Ikhine (53)	D. Long Jr., R. Evans (8)	O. Adeniyi (1.5)	None
Oct 3	@ NYJ	R. Tannehill (298)	D. Henry (157)	D. Henry (33)	J. McNichols (8)	J. McNichols (74)	H. Landry III (7)	H. Landry III (1)	K. Fulton (1)
Oct 10	@ Jax	R. Tannehill (197)	D. Henry (130)	D. Henry (29)	M. Johnson, A. Brown, A. Firkser (3)	M. Johnson (52)	D. Long Jr. (12)	H. Landry III (2)	K. Byard (1)
Oct 18	Buf	R. Tannehill (216)	D. Henry (143)	D. Henry (20)	A. Brown (7)	A. Brown (91)	D. Long Jr. (14)	H. Landry III (2)	K. Byard (1)
Oct 24	KC	R. Tannehill (270)	D. Henry (86)	D. Henry (29)	A. Brown (8)	A. Brown (133)	D. Cruikshank, D. Long Jr., E. Molden (8)	D. Autry (2)	R. Evans (1)
Oct 31	@ Ind	R. Tannehill (265)	D. Henry (68)	D. Henry (28)	A. Brown (10)	A. Brown (155)	D. Long (9)	H. Landry III (1)	K. Byard, E. Molden (1)
Nov 7	@ LAR	R. Tannehill (143)	D. Foreman (29)	A. Peterson (10)	A. Brown (5)	A. Brown (42)	A. Hooker (12)	J. Simmons (3)	D. Long Jr., K. Byard (1)
Nov 14	NO	R. Tannehill (213)	D. Foreman (30)	D. Foreman (11)	M. Johnson (5)	M. Johnson (100)	J. Brown, M. Rice (10)	J. Simmons (2)	None
Nov 21	Hou	R. Tannehill (323)	A. Peterson (40)	A. Peterson (9)	D. Hilliard (8)	N. Westbrook-Ikhine (107)	J. Brown (14)	None	None
Nov 28	@ NE	R. Tannehill (93)	D. Hilliard (131)	D. Foreman (19)	N. Westbrook-Ikhine, C. Hollister (2)	N. Westbrook-Ikhine (25)	K. Byard (12)	K. Byard (1)	None
Dec 12	Jax	R. Tannehill (191)	D. Foreman (47)	D. Foreman (13)	A. Firkser, J. Jones (4)	G. Swaim (45)	R. Evans (6)	D. Roberson, H. Landry, D. Autry (1)	R. Evans, B. Skrine, K. Fulton, J. Brown (1)
Dec 19	@ Pit	R. Tannehill (153)	D. Foreman (108)	D. Foreman (22)	N. Westbrook-Ikhine, C. Rogers, D. Hilliard (4)	N. Westbrook-Ikhine (32)	Z. Cunningham (6)	N. Jones, B. Dupree, D. Autry (1)	None
Dec 23	SF	R. Tannehill (209)	J. McNichols (31)	D. Foreman (9)	A. Brown (11)	A. Brown (145)	R. Evans (7), B. Skrine (7)	B. Dupree, D. Autry (1)	A. Hooker, J. Jenkins (1)
Jan 2	Mia	R. Tannehill (120)	D. Foreman (132)	D. Foreman (26)	D. Hilliard, A. Firkser, G. Swaim (3)	A. Brown (41)	Z. Cunningham, A. Hooker (6)	D. Autry, H. Landry III, K. Peko (1)	D. Long Jr. (1)
Jan 9	@ Hou	R. Tannehill (287)	D. Foreman (69)	D. Foreman (21)	J. Jones (5)	N. Westbrook-Ikhine (78)	Z. Cunningham (9)	K. Peko, J. Simmons (1)	None
PLAYOFFS									
Jan 22	Cin	R. Tannehill (220)	D. Foreman (66)	D. Henry (20)	J. Jones (6)	A. Brown (142)	Z. Cunningham (10)	J. Simmons (3)	A. Hooker (1)
OPPONENTS									
Date	Opp	PASSING YDS.	RUSHING YDS.	RUSHING ATT.	RECEPTIONS	RECEIVING YDS.	TOTAL TACKLES	SACKS	INTERCEPTIONS
Sept 12	Ari	K. Murray (289)	C. Edmonds (63)	J. Conner (16)	D. Hopkins (6)	D. Hopkins (83)	I. Simmons (9)	C. Jones (5)	I. Simmons (1)
Sept 19	@ Sea	R. Wilson (343)	C. Carson (31)	C. Carson (13)	T. Lockett (8)	T. Lockett (178)	B. Wagner (20)	B. Wagner, A. Woods, A. Robinson (1)	None
Sept 26	Ind	C. Wentz (194)	J. Taylor (64)	J. Taylor (10)	M. Pittman (6)	M. Pittman (68)	J. Blackmon (11)	B. Okereke (1)	K. Moore, D. Leonard (1)
Oct 3	@ NYJ	Z. Wilson (297)	Mi. Carter (38)	Mi. Carter (13)	J. Crowder (7)	C. Davis (111)	C. Mosley (13)	Q. Williams (2)	None
Oct 10	@ Jax	T. Lawrence (273)	J. Robinson (149)	J. Robinson (18)	D. Arnold, J. Agnew (6)	D. Arnold (64)	J. Allen, D. Hamilton (7)	D. Smoot (1.5)	None
Oct 18	Buf	J. Allen (353)	D. Singletary (27)	J. Allen (9)	S. Diggs (9)	E. Sanders (91)	T. Edmunds (10)	None	J. Poyer (1)
Oct 24	KC	P. Mahomes (206)	P. Mahomes (35)	P. Mahomes (6)	T. Kelce (7)	B. Pringle (73)	N. Bolton (15)	B. Niemann (1)	W. Gay (1)
Oct 31	@ Ind	C. Wentz (231)	J. Taylor (70)	J. Taylor (16)	M. Pittman (10)	M. Pittman (86)	B. Okereke (12)	D. Buckner, T. Lewis, K. Turay (1)	K. Moore, T. Lewis (1)
Nov 7	@ LAR	M. Stafford (294)	D. Henderson (55)	D. Henderson (11)	C. Kupp (11)	R. Woods (98)	J. Fuller (7)	L. Floyd, A. Donald (1)	J. Ramsey (1)
Nov 14	NO	T. Siemian (298)	M. Ingram II (47)	M. Ingram II (14)	A. Trautman (5)	D. Harris (84)	M. Lattimore, D. Davis (6)	M. Davenport (2)	None
Nov 21	Hou	T. Taylor (107)	R. Burkhead (40)	R. Burkhead (18)	C. Conley (4)	C. Conley (37)	K. Grugier-Hill (12)	R. Blacklock, J. Martin (1)	D. King (2)
Nov 28	@ NE	M. Jones (310)	R. Stevenson (46)	D. Harris (11)	J. Meyers, K. Bourne (5)	J. Meyers (98)	J. Bentley (10)	J. Bentley, M. Judon (1)	J. Jackson (1)
Dec 12	Jax	T. Lawrence (221)	J. Robinson (4)	J. Robinson (6)	M. Jones (6)	M. Jones (70)	D. Wilson, M. Jack (10)	D. Wilson, R. Robertson-Harris, D. Smoot, J. Ward (1)	None
Dec 19	@ Pit	B. Roethlisberger (148)	N. Harris (18)	N. Harris (12)	D. Johnson (5)	D. Johnson (38)	M. Fitzpatrick (14)	T. Watt (1.5)	J. Schobert (1)
Dec 23	SF	J. Garoppolo (322)	J. Wilson (45)	J. Wilson (14)	D. Samuel (9)	D. Samuel (159)	F. Warner, J. Tartt, A. Al-Shaair (6)	S. Ebukam (1.5)	None
Jan 2	Mia	T. Tagovailoa (205)	D. Johnson (49)	D. Johnson (7)	M. Gesicki, D. Parker (4)	M. Gesicki (51)	C. Wilkins (11)	J. Baker (1)	None
Jan 9	@ Hou	D. Mills (301)	D. Johnson (28)	R. Burkhead (12)	D. Amendola (7)	D. Amendola (113)	T. Brooks, C. Kirksey (8)	M. Collins (1)	None
PLAYOFFS									
Jan 22	Cin	J. Burrow (348)	J. Mixon (54)	J. Mixon (14)	T. Higgins, C. Uzomah (7)	J. Chase (109)	L. Wilson (8)	V. Bell (1)	L. Wilson, J. Bates III, M. Hilton (1)

## 2021 TITANS GAME-BY-GAME INDIVIDUAL PASSING STATISTICS

### RYAN TANNEHILL

Date	Opp	W-L	GP / GS	Att	Cmp	Pct	Yds	Yd/Att	TD	TD%	Int	Int%	Lg	Sk	Yds	Rat
Sept 12	Ari	L	S	35	21	60.0	212	6.1	1	2.9	1	2.9	39	6	56	74.9
Sept 19	@ Sea	W	S	40	27	67.5	347	8.7	0	0.0	0	0.0	51	3	27	94.5
Sept 26	Ind	W	S	27	18	66.7	197	7.3	3	11.1	2	7.4	26	1	9	94.2
Oct 3	@ NYJ	L	S	49	30	61.2	298	6.1	1	2.0	0	0.0	27	7	45	85.2
Oct 10	@ Jax	W	S	22	14	63.6	197	9.0	1	4.5	0	0.0	26	3	13	107.6
Oct 18	Buf	W	S	29	18	62.1	216	7.4	0	0.0	1	3.4	48	0	0	70.5
Oct 24	KC	W	S	27	21	77.8	270	10.0	1	3.7	1	3.7	46	1	9	105.2
Oct 31	@ Ind	W	S	33	23	69.7	265	8.0	3	9.1	2	6.1	57t	3	18	98.7
Nov 7	@ LAR	W	S	27	19	70.4	143	5.3	1	3.7	1	3.7	16	3	18	79.7
Nov 14	NO	W	S	27	19	70.4	213	7.9	1	3.7	0	0.0	50	2	15	105.9
Nov 21	Hou	L	S	52	35	67.3	323	6.2	1	1.9	4	7.7	46	2	6	58.4
Nov 28	@ NE	L	S	21	11	52.4	93	4.4	1	4.8	1	4.8	24	2	8	60.2
Dec 12	Jax	W	S	31	20	64.5	191	6.2	0	0.0	0	0.0	24	4	30	81.5
Dec 19	@ Pit	L	S	32	23	71.9	153	4.8	0	0.0	1	3.1	18	4	36	68.9
Dec 23	SF	W	S	29	22	75.9	209	7.2	1	3.4	0	0.0	42	4	21	106.8
Jan 2	Mia	W	S	18	13	72.2	120	6.7	2	11.1	0	0.0	28	1	10	127.1
Jan 9	@ Hou	W	S	32	23	71.9	287	9.0	4	12.5	0	0.0	36	1	6	138.9
<b>2021 Totals</b>		<b>12-5</b>	<b>17 / 17</b>	<b>531</b>	<b>357</b>	<b>67.2</b>	<b>3,734</b>	<b>7.0</b>	<b>21</b>	<b>4.0</b>	<b>14</b>	<b>2.6</b>	<b>57t</b>	<b>47</b>	<b>327</b>	<b>89.6</b>
Jan 22	Cin	L	S	24	15	62.5	220	9.2	1	4.2	3	12.5	41	1	7	66.7
<b>Playoff Totals:</b>		<b>0-1</b>	<b>1 / 1</b>	<b>24</b>	<b>15</b>	<b>62.5</b>	<b>220</b>	<b>9.2</b>	<b>1</b>	<b>4.2</b>	<b>3</b>	<b>12.5</b>	<b>41</b>	<b>1</b>	<b>7</b>	<b>66.7</b>

### LOGAN WOODSIDE

Date	Opp	W-L	GP / GS	Att	Cmp	Pct	Yds	Yd/Att	TD	TD%	Int	Int%	Lg	Sk	Yds	Rat
Sept 12	Ari	L	DNP	0	0	-	0	-	0	-	0	-	-	0	0	-
Sept 19	@ Sea	W	DNP	0	0	-	0	-	0	-	0	-	-	0	0	-
Sept 26	Ind	W	DNP	0	0	-	0	-	0	-	0	-	-	0	0	-
Oct 3	@ NYJ	L	DNP	0	0	-	0	-	0	-	0	-	-	0	0	-
Oct 10	@ Jax	W	DNP	0	0	-	0	-	0	-	0	-	-	0	0	-
Oct 18	Buf	W	DNP	0	0	-	0	-	0	-	0	-	-	0	0	-
Oct 24	KC	W	p	0	0	-	0	-	0	-	0	-	-	0	0	-
Oct 31	@ Ind	W	p	0	0	-	0	-	0	-	0	-	-	0	0	-
Nov 7	@ LAR	W	p	0	0	-	0	-	0	-	0	-	-	0	0	-
Nov 14	NO	W	DNP	0	0	-	0	-	0	-	0	-	-	0	0	-
Nov 21	Hou	L	DNP	0	0	-	0	-	0	-	0	-	-	0	0	-
Nov 28	@ NE	L	R/C	0	0	-	0	-	0	-	0	-	-	0	0	-
Dec 12	Jax	W	p	0	0	-	0	-	0	-	0	-	-	0	0	-
Dec 19	@ Pit	L	DNP	0	0	-	0	-	0	-	0	-	-	0	0	-
Dec 23	SF	W	DNP	0	0	-	0	-	0	-	0	-	-	0	0	-
Jan 2	Mia	W	p	0	0	-	0	-	0	-	0	-	-	0	0	-
Jan 9	@ Hou	W	DNP	0	0	-	0	-	0	-	0	-	-	0	0	-
<b>2021 Totals</b>		<b>12-5</b>	<b>5 / 0</b>	<b>0</b>	<b>0</b>	<b>-</b>	<b>-</b>	<b>-</b>	<b>0</b>	<b>-</b>	<b>0</b>	<b>-</b>	<b>-</b>	<b>0</b>	<b>0</b>	<b>-</b>
Jan 22	Cin	L	DNP	0	0	-	0	-	0	-	0	-	-	0	0	-
<b>Playoff Totals:</b>		<b>0-1</b>	<b>0 / 0</b>	<b>0</b>	<b>0</b>	<b>-</b>	<b>0</b>	<b>-</b>	<b>0</b>	<b>-</b>	<b>0</b>	<b>-</b>	<b>-</b>	<b>0</b>	<b>0</b>	<b>-</b>

**Other passers:** Other passers: **Matthias Farley** (1 for 6 yards vs. Ari, 9/12), **Derrick Henry** (1 for 5-yard touchdown vs. KC, 10/24), **A.J. Brown** (1 incomplection @ Ind, 10/31; 1 incomplection vs. SF, 12/23)

## 2021 TITANS GAME-BY-GAME INDIVIDUAL RUSHING STATISTICS

KHARI BLASINGAME (RB/FB)										DARRYNTON EVANS (RB)										
Date	Opp	GP	/	GS	Att	Yds	Avg	Lg	TD	Date	Opp	GP	/	GS	Att	Yds	Avg	Lg	TD	
Sept 12	Ari			p	0	0	-	0	0	Sept 12	Ari									Placed on Injured Reserve List on Sept. 2, 2021
Sept 19	@ Sea			S	0	0	-	0	0	Sept 19	@ Sea									
Sept 26	Ind			IA	0	0	-	0	0	Sept 26	Ind									
Oct 3	@ NYJ			p	0	0	-	0	0	Oct 3	@ NYJ									
Oct 10	@ Jax			S	0	0	-	0	0	Oct 10	@ Jax									
Oct 18	Buf			p	0	0	-	0	0	Oct 18	Buf									
Oct 24	KC			S	0	0	-	0	0	Oct 24	KC			p	2	7	3.5	5	0	
Oct 31	@ Ind			IA	0	0	-	0	0	Oct 31	@ Ind									Placed on Injured Reserve List on Oct. 29, 2021
Nov 7	@ LAR									Nov 7	@ LAR									Placed on Injured Reserve List on Nov. 6, 2021
Nov 14	NO									Nov 14	NO									
Nov 21	Hou									Nov 21	Hou									
Nov 28	@ NE			p	3	6	2.0	3	0	Nov 28	@ NE									
Dec 12	Jax			IA	0	0	-	0	0	Dec 12	Jax									
Dec 19	@ Pit			p	0	0	-	0	0	Dec 19	@ Pit									
Dec 23	SF			p	0	0	-	0	0	Dec 23	SF									
Jan 2	Mia			p	0	0	-	0	0	Jan 2	Mia									
Jan 9	@ Hou			p	0	0	-	0	0	Jan 9	@ Hou									
<b>2021 Totals</b>		<b>11</b>	<b>/</b>	<b>3</b>	<b>3</b>	<b>6</b>	<b>2.0</b>	<b>3</b>	<b>0</b>	<b>2021 Totals</b>		<b>1</b>	<b>/</b>	<b>0</b>	<b>2</b>	<b>7</b>	<b>3.5</b>	<b>5</b>	<b>0</b>	
Jan 22	Cin			p	0	0	-	0	0	Jan 22	Cin									
<b>Playoff Totals:</b>		<b>1</b>	<b>/</b>	<b>0</b>	<b>0</b>	<b>0</b>	<b>-</b>	<b>0</b>	<b>0</b>	<b>Playoff Totals:</b>		<b>0</b>	<b>/</b>	<b>0</b>	<b>0</b>	<b>0</b>	<b>-</b>	<b>0</b>	<b>0</b>	

D'ONTA FOREMAN (RB)										DONTRELL HILLIARD (RB)										
Date	Opp	GP	/	GS	Att	Yds	Avg	Lg	TD	Date	Opp	GP	/	GS	Att	Yds	Avg	Lg	TD	
Sept 12	Ari									Sept 12	Ari									
Sept 19	@ Sea									Sept 19	@ Sea									
Sept 26	Ind									Sept 26	Ind									
Oct 3	@ NYJ									Oct 3	@ NYJ									
Oct 10	@ Jax									Oct 10	@ Jax									
Oct 18	Buf									Oct 18	Buf									
Oct 24	KC									Oct 24	KC									Signed to the Practice Squad on Oct. 27, 2021
Oct 31	@ Ind									Oct 31	@ Ind			p	0	0	-	0	0	
Nov 7	@ LAR			p	5	29	5.8	11	0	Nov 7	@ LAR			PS						
Nov 14	NO			S	11	30	2.7	6	0	Nov 14	NO			PS						
Nov 21	Hou			p	7	25	3.6	9	0	Nov 21	Hou			p	7	35	5.0	16	0	
Nov 28	@ NE			p	19	109	5.7	30	0	Nov 28	@ NE			S	12	131	10.9	68t	1	
Dec 12	Jax			S	13	47	3.6	8	1	Dec 12	Jax			S	6	13	2.2	4	0	
Dec 19	@ Pit			p	22	108	4.9	20	0	Dec 19	@ Pit			S	9	49	5.4	15	0	
Dec 23	SF			p	9	17	1.9	8	1	Dec 23	SF			S	5	20	4.0	9	0	
Jan 2	Mia			p	26	132	5.1	35	1	Jan 2	Mia			S	8	45	5.6	39t	1	
Jan 9	@ Hou			S	21	69	3.3	16	0	Jan 9	@ Hou			p	9	57	6.3	16	0	
<b>2021 Totals</b>		<b>9</b>	<b>/</b>	<b>3</b>	<b>133</b>	<b>566</b>	<b>4.3</b>	<b>35</b>	<b>3</b>	<b>2021 Totals</b>		<b>8</b>	<b>/</b>	<b>5</b>	<b>56</b>	<b>350</b>	<b>6.3</b>	<b>68t</b>	<b>2</b>	
Jan 22	Cin			p	4	66	16.5	45	0	Jan 22	Cin			p	0	0	-	0	0	
<b>Playoff Totals:</b>		<b>1</b>	<b>/</b>	<b>0</b>	<b>4</b>	<b>66</b>	<b>16.5</b>	<b>45</b>	<b>0</b>	<b>Playoff Totals:</b>		<b>1</b>	<b>/</b>	<b>0</b>	<b>0</b>	<b>0</b>	<b>-</b>	<b>0</b>	<b>0</b>	

DERRICK HENRY (RB)										JEREMY McNICHOLS (RB)										
Date	Opp	GP	/	GS	Att	Yds	Avg	Lg	TD	Date	Opp	GP	/	GS	Att	Yds	Avg	Lg	TD	
Sept 12	Ari			S	17	58	3.4	19	0	Sept 12	Ari			p	2	9	4.5	8	0	
Sept 19	@ Sea			S	35	182	5.2	60t	3	Sept 19	@ Sea			p	1	3	3.0	3	0	
Sept 26	Ind			S	28	113	4.0	19	0	Sept 26	Ind			p	2	6	3.0	5	0	
Oct 3	@ NYJ			S	33	157	4.8	22	1	Oct 3	@ NYJ			p	1	11	11.0	11	0	
Oct 10	@ Jax			S	29	130	4.5	15	3	Oct 10	@ Jax			p	1	9	9.0	9	0	
Oct 18	Buf			S	20	143	7.2	76t	3	Oct 18	Buf			p	0	0	-	0	0	
Oct 24	KC			S	29	86	3.0	11	0	Oct 24	KC			p	0	0	-	0	0	
Oct 31	@ Ind			S	28	68	2.4	9	0	Oct 31	@ Ind			p	0	0	-	0	0	
Nov 7	@ LAR									Nov 7	@ LAR			p	7	24	3.4	14	0	
Nov 14	NO									Nov 14	NO			p	4	7	1.8	4	0	
Nov 21	Hou									Nov 21	Hou			IA	0	0	-	0	0	
Nov 28	@ NE									Nov 28	@ NE			IA	0	0	-	0	0	
Dec 12	Jax									Dec 12	Jax			p	8	16	2.0	12	0	
Dec 19	@ Pit									Dec 19	@ Pit			p	6	26	4.3	9	0	
Dec 23	SF									Dec 23	SF			p	7	31	4.4	10	0	
Jan 2	Mia									Jan 2	Mia			p	2	14	7.0	12	0	
Jan 9	@ Hou									Jan 9	@ Hou									Waived on Jan. 8, 2022; signed to practice squad Jan. 11
<b>2021 Totals</b>		<b>8</b>	<b>/</b>	<b>8</b>	<b>219</b>	<b>937</b>	<b>4.3</b>	<b>76t</b>	<b>10</b>	<b>2021 Totals</b>		<b>14</b>	<b>/</b>	<b>0</b>	<b>41</b>	<b>156</b>	<b>3.8</b>	<b>14</b>	<b>0</b>	
Jan 22	Cin			S	20	62	3.1	9	1	Jan 22	Cin			PS						
<b>Playoff Totals:</b>		<b>1</b>	<b>/</b>	<b>1</b>	<b>20</b>	<b>62</b>	<b>3.1</b>	<b>9</b>	<b>1</b>	<b>Playoff Totals:</b>		<b>0</b>	<b>/</b>	<b>0</b>	<b>0</b>	<b>0</b>	<b>-</b>	<b>-</b>	<b>0</b>	

## 2021 TITANS GAME-BY-GAME INDIVIDUAL RUSHING STATISTICS

ADRIAN PETERSON (RB)										RYAN TANNEHILL (QB)									
Date	Opp	GP	/	GS	Att	Yds	Avg	Lg	TD	Date	Opp	GP	/	GS	Att	Yds	Avg	Lg	TD
Sept 12	Ari									Sept 12	Ari	S			2	17	8.5	16	1
Sept 19	@ Sea									Sept 19	@ Sea	S			4	27	6.8	19	0
Sept 26	Ind									Sept 26	Ind	S			5	56	11.2	28	0
Oct 3	@ NYJ									Oct 3	@ NYJ	S			3	9	3.0	7	0
Oct 10	@ Jax									Oct 10	@ Jax	S			3	21	7.0	8	0
Oct 18	Buf									Oct 18	Buf	S			2	3	1.5	4t	1
Oct 24	KC									Oct 24	KC	S			2	6	3.0	4	1
Oct 31	@ Ind	Signed to active roster from practice squad on Nov. 5, 2021								Oct 31	@ Ind	S			2	26	13.0	13	0
Nov 7	@ LAR	S			10	21	2.1	6	1	Nov 7	@ LAR	S			2	3	1.5	2	1
Nov 14	NO	p			8	21	2.6	6	0	Nov 14	NO	S			5	1	0.2	2	1
Nov 21	Hou	S			9	40	4.4	16	0	Nov 21	Hou	S			2	3	1.5	3	0
Nov 28	@ NE	Waived by the Titans on Nov. 23, 2021								Nov 28	@ NE	S			5	24	4.8	11	0
Dec 12	Jax									Dec 12	Jax	S			4	29	7.3	17	1
Dec 19	@ Pit									Dec 19	@ Pit	S			5	18	3.6	11	1
Dec 23	SF									Dec 23	SF	S			3	22	7.3	23	0
Jan 2	Mia									Jan 2	Mia	S			4	7	1.8	5	0
Jan 9	@ Hou									Jan 9	@ Hou	S			2	-2	-1.0	-1	0
<b>2021 Totals</b>		<b>3</b>	<b>/</b>	<b>2</b>	<b>27</b>	<b>82</b>	<b>3.0</b>	<b>16</b>	<b>1</b>	<b>2021 Totals</b>		<b>17</b>	<b>/</b>	<b>17</b>	<b>55</b>	<b>270</b>	<b>4.9</b>	<b>28</b>	<b>7</b>
Jan 22	Cin									Jan 22	Cin	S			3	12	4.0	8	0
<b>Playoff Totals:</b>		<b>0</b>	<b>/</b>	<b>0</b>	<b>0</b>	<b>0</b>	<b>-</b>	<b>0</b>	<b>0</b>	<b>Playoff Totals:</b>		<b>1</b>	<b>/</b>	<b>1</b>	<b>3</b>	<b>12</b>	<b>4.0</b>	<b>8</b>	<b>0</b>

### LOGAN WOODSIDE (QB)

Date	Opp	GP	/	GS	Att	Yds	Avg	Lg	TD
Sept 12	Ari	DNP			0	0	-	-	0
Sept 19	@ Sea	DNP			0	0	-	-	0
Sept 26	Ind	DNP			0	0	-	-	0
Oct 3	@ NYJ	DNP			0	0	-	-	0
Oct 10	@ Jax	DNP			0	0	-	-	0
Oct 18	Buf	DNP			0	0	-	-	0
Oct 24	KC	p			1	-1	-1.0	-1	0
Oct 31	@ Ind	p			1	-1	-1.0	-1	0
Nov 7	@ LAR	p			1	-1	-1.0	-1	0
Nov 14	NO	DNP			0	0	-	-	0
Nov 21	Hou	DNP			0	0	-	-	0
Nov 28	@ NE	R/C			0	0	-	-	0
Dec 12	Jax	p			3	-3	-1.0	-1	0
Dec 19	@ Pit	DNP			0	0	-	-	0
Dec 23	SF	DNP			0	0	-	-	0
Jan 2	Mia	p			0	0	-	-	0
Jan 9	@ Hou	DNP			0	0	-	-	0
<b>2021 Totals</b>		<b>5</b>	<b>/</b>	<b>0</b>	<b>6</b>	<b>-6</b>	<b>-1.0</b>	<b>0</b>	<b>0</b>
Jan 22	Cin	DNP			0	0	-	-	0
<b>Playoff Totals:</b>		<b>0</b>	<b>/</b>	<b>0</b>	<b>0</b>	<b>0</b>	<b>-</b>	<b>-</b>	<b>0</b>

**Other rushers:** **A.J. Brown** (1 for 3 yards vs. Ind, 9/26; 1 for 7 yards vs. NO, 11/14), **Cameron Batson** (2 for 15 yards at Jax, 10/10), **Chester Rogers** (1 for 9 yards at Jax 10/10), **Marcus Johnson** (1 for 5 yards vs. KC 10/25; 1 for -7 yards at LAR, 11/7), **Mekhi Sargent** (1 for 2 yards vs. Ari, 9/12; 1 for 2 yards vs. Ind., 9/26)



## 2021 TITANS GAME-BY-GAME INDIVIDUAL RECEIVING STATISTICS

CAMERON BATSON (WR)										KHARI BLASINGAME (FB)									
Date	Opp	GP	/	GS	No	Yds	Avg	Lg	TD	Date	Opp	GP	/	GS	No	Yds	Avg	Lg	TD
Sept 12	Ari			IA	0	0	-	-	0	Sept 12	Ari			p	0	0	-	-	0
Sept 19	@ Sea			IA	0	0	-	-	0	Sept 19	@ Sea			S	0	0	-	-	0
Sept 26	Ind			p	1	13	13.0	13	0	Sept 26	Ind			IA	0	0	-	-	0
Oct 3	@ NYJ			p	1	2	2	2t	1	Oct 3	@ NYJ			p	0	0	-	-	0
Oct 10	@ Jax			p	0	0	-	-	0	Oct 10	@ Jax			S	0	0	-	-	0
Oct 18	Buf			p	0	0	-	-	0	Oct 18	Buf			p	0	0	-	-	0
Oct 24	KC	Placed on Injured Reserve List on Oct. 19, 2021								Oct 24	KC			S	0	0	-	-	0
Oct 31	@ Ind									Oct 31	@ Ind			IA	0	0	-	-	0
Nov 7	@ LAR									Nov 7	@ LAR	Placed on Injured Reserve List on Nov. 6, 2021							
Nov 14	NO									Nov 14	NO								
Nov 21	Hou									Nov 21	Hou								
Nov 28	@ NE									Nov 28	@ NE			p	0	0	-	-	0
Dec 12	Jax									Dec 12	Jax			IA	0	0	-	-	0
Dec 19	@ Pit									Dec 19	@ Pit			p	0	0	-	-	0
Dec 23	SF									Dec 23	SF			p	1	-1	-1.0	-1	0
Jan 2	Mia									Jan 2	Mia			p	0	0	-	-	0
Jan 9	@ Hou									Jan 9	@ Hou			p	1	5	5.0	5	0
<b>2021 Totals</b>		<b>4</b>	<b>/</b>	<b>0</b>	<b>2</b>	<b>15</b>	<b>7.5</b>	<b>13</b>	<b>1</b>	<b>2021 Totals</b>		<b>11</b>	<b>/</b>	<b>3</b>	<b>2</b>	<b>4</b>	<b>2.0</b>	<b>5</b>	<b>0</b>
Jan 22	Cin									Jan 22	Cin			p	0	0	-	-	0
<b>Playoff Totals:</b>		<b>0</b>	<b>/</b>	<b>0</b>	<b>0</b>	<b>0</b>	<b>-</b>	<b>-</b>	<b>0</b>	<b>Playoff Totals:</b>		<b>1</b>	<b>/</b>	<b>0</b>	<b>0</b>	<b>0</b>	<b>-</b>	<b>-</b>	<b>0</b>

A.J. BROWN (WR)										ANTHONY FIRKSER (TE)									
Date	Opp	GP	/	GS	No	Yds	Avg	Lg	TD	Date	Opp	GP	/	GS	No	Yds	Avg	Lg	TD
Sept 12	Ari			S	4	49	12.3	19	1	Sept 12	Ari			p	3	19	6.3	11	0
Sept 19	@ Sea			S	3	43	14.3	15	0	Sept 19	@ Sea			IA	0	0	-	-	0
Sept 26	Ind			S	0	0	-	-	0	Sept 26	Ind			IA	0	0	-	-	0
Oct 3	@ NYJ			IA	0	0	-	-	0	Oct 3	@ NYJ			S	3	23	7.7	10	0
Oct 10	@ Jax			S	3	38	12.7	22	0	Oct 10	@ Jax			p	3	33	11.0	14	0
Oct 18	Buf			S	7	91	13.0	22	0	Oct 18	Buf			p	1	11	11.0	11	0
Oct 24	KC			S	8	133	16.6	46	1	Oct 24	KC			p	1	9	9.0	9	0
Oct 31	@ Ind			S	10	155	15.5	57t	1	Oct 31	@ Ind			p	1	8	8.0	8	0
Nov 7	@ LAR			S	5	42	8.4	16	0	Nov 7	@ LAR			p	1	7	7.0	7	0
Nov 14	NO			S	1	16	16.0	16	0	Nov 14	NO			p	1	2	2.0	2	0
Nov 21	Hou			S	5	48	9.6	11	0	Nov 21	Hou			p	5	26	5.2	7	0
Nov 28	@ NE	Placed on Injured Reserve List on Nov. 27, 2021								Nov 28	@ NE			p	1	7	7.0	7	0
Dec 12	Jax									Dec 12	Jax			p	4	34	8.5	11	0
Dec 19	@ Pit									Dec 19	@ Pit			p	2	19	9.5	11	0
Dec 23	SF			S	11	145	13.2	42	1	Dec 23	SF			p	1	13	13.0	13	0
Jan 2	Mia			S	2	41	20.5	25	0	Jan 2	Mia			p	3	24	8.0	15t	1
Jan 9	@ Hou			S	4	68	17.0	24	1	Jan 9	@ Hou			p	4	56	14.0	24	1
<b>2021 Totals</b>		<b>13</b>	<b>/</b>	<b>13</b>	<b>63</b>	<b>869</b>	<b>13.8</b>	<b>57t</b>	<b>5</b>	<b>2021 Totals</b>		<b>15</b>	<b>/</b>	<b>1</b>	<b>34</b>	<b>291</b>	<b>8.6</b>	<b>24</b>	<b>2</b>
Jan 22	Cin			S	5	142	28.4	41	1	Jan 22	Cin			p	0	0	-	-	0
<b>Playoff Totals:</b>		<b>1</b>	<b>/</b>	<b>1</b>	<b>5</b>	<b>142</b>	<b>28.4</b>	<b>41</b>	<b>1</b>	<b>Playoff Totals:</b>		<b>1</b>	<b>/</b>	<b>0</b>	<b>0</b>	<b>0</b>	<b>-</b>	<b>-</b>	<b>0</b>

DEZ FITZPATRICK (WR)										D'ONTA FOREMAN (RB)									
Date	Opp	GP	/	GS	No	Yds	Avg	Lg	TD	Date	Opp	GP	/	GS	No	Yds	Avg	Lg	TD
Sept 12	Ari			PS	0	0	-	-	0	Sept 12	Ari								
Sept 19	@ Sea			PS	0	0	-	-	0	Sept 19	@ Sea								
Sept 26	Ind			PS	0	0	-	-	0	Sept 26	Ind								
Oct 3	@ NYJ			PS	0	0	-	-	0	Oct 3	@ NYJ								
Oct 10	@ Jax			PS	0	0	-	-	0	Oct 10	@ Jax								
Oct 18	Buf			PS	0	0	-	-	0	Oct 18	Buf								
Oct 24	KC			PS	0	0	-	-	0	Oct 24	KC								
Oct 31	@ Ind			PS	0	0	-	-	0	Oct 31	@ Ind	Signed to active roster from practice squad on Nov. 5, 2021							
Nov 7	@ LAR			PS	0	0	-	-	0	Nov 7	@ LAR			p	0	0	-	-	0
Nov 14	NO			p	1	0	0	0	0	Nov 14	NO			S	2	48	24	39	0
Nov 21	Hou			p	3	35	11.7	18t	1	Nov 21	Hou			p	1	15	15	15	0
Nov 28	@ NE			p	1	14	14.0	14	0	Nov 28	@ NE			p	1	3	3.0	3	0
Dec 12	Jax			IA	0	0	-	-	0	Dec 12	Jax			S	2	15	7.5	11	0
Dec 19	@ Pit			R/C	0	0	-	-	0	Dec 19	@ Pit			p	2	27	13.5	18	0
Dec 23	SF			R/C	0	0	-	-	0	Dec 23	SF			p	0	0	-	-	0
Jan 2	Mia			p	0	0	-	-	0	Jan 2	Mia			p	0	0	-	-	0
Jan 9	@ Hou			IA	0	0	-	-	0	Jan 9	@ Hou			S	1	15	15.0	15	0
<b>2021 Totals</b>		<b>4</b>	<b>/</b>	<b>0</b>	<b>5</b>	<b>49</b>	<b>9.8</b>	<b>18t</b>	<b>1</b>	<b>2021 Totals</b>		<b>9</b>	<b>/</b>	<b>3</b>	<b>9</b>	<b>123</b>	<b>13.7</b>	<b>39</b>	<b>0</b>
Jan 22	Cin			IA	0	0	-	-	0	Jan 22	Cin			p	0	0	-	-	0
<b>Playoff Totals:</b>		<b>0</b>	<b>/</b>	<b>0</b>	<b>0</b>	<b>0</b>	<b>-</b>	<b>-</b>	<b>0</b>	<b>Playoff Totals:</b>		<b>1</b>	<b>/</b>	<b>0</b>	<b>0</b>	<b>0</b>	<b>-</b>	<b>-</b>	<b>0</b>

## 2021 TITANS GAME-BY-GAME INDIVIDUAL RECEIVING STATISTICS

DERRICK HENRY (RB)										DONTRELL HILLIARD (RB)										
Date	Opp	GP	/	GS	No	Yds	Avg	Lg	TD	Date	Opp	GP	/	GS	No	Yds	Avg	Lg	TD	
Sept 12	Ari			S	3	19	6.3	8	0	Sept 12	Ari									
Sept 19	@ Sea			S	6	55	9.2	15	0	Sept 19	@ Sea									
Sept 26	Ind			S	3	31	10.3	14	0	Sept 26	Ind									
Oct 3	@ NYJ			S	2	20	10.0	16	0	Oct 3	@ NYJ									
Oct 10	@ Jax			S	0	0	-	0	0	Oct 10	@ Jax									
Oct 18	Buf			S	2	13	6.5	9	0	Oct 18	Buf									
Oct 24	KC			S	2	16	8.0	13	0	Oct 24	KC			Signed to the Practice Squad on Oct. 27, 2021						
Oct 31	@ Ind			S	0	0	-	-	0	Oct 31	@ Ind			p	0	0	-	-	0	
Nov 7	@ LAR			Placed on Injured Reserve List on Nov. 1, 2021						Nov 7	@ LAR			PS	0	0	-	-	0	
Nov 14	NO									Nov 14	NO			PS	0	0	-	-	0	
Nov 21	Hou									Nov 21	Hou			p	8	47	5.9	10	0	
Nov 28	@ NE									Nov 28	@ NE			S	1	2	2.0	2	0	
Dec 12	Jax									Dec 12	Jax			S	0	0	-	-	0	
Dec 19	@ Pit									Dec 19	@ Pit			S	4	10	2.5	5	0	
Dec 23	SF									Dec 23	SF			S	2	-6	-3.0	2	0	
Jan 2	Mia									Jan 2	Mia			S	3	33	11.0	28	0	
Jan 9	@ Hou									Jan 9	@ Hou			p	1	1	1.0	1	0	
<b>2021 Totals</b>		<b>8</b>	<b>/</b>	<b>8</b>	<b>18</b>	<b>154</b>	<b>8.6</b>	<b>16</b>	<b>0</b>	<b>2021 Totals</b>		<b>8</b>	<b>/</b>	<b>5</b>	<b>19</b>	<b>87</b>	<b>4.6</b>	<b>28</b>	<b>0</b>	
Jan 22	Cin			S	0	0	-	-	0	Jan 22	Cin			p	3	13	4.3	5	0	
<b>Playoff Totals:</b>		<b>1</b>	<b>/</b>	<b>1</b>	<b>0</b>	<b>0</b>	<b>-</b>	<b>-</b>	<b>0</b>	<b>Playoff Totals:</b>		<b>1</b>	<b>/</b>	<b>0</b>	<b>3</b>	<b>13</b>	<b>4.3</b>	<b>5</b>	<b>0</b>	

CODY HOLLISTER (WR)										TOMMY HUDSON (TE)									
Date	Opp	GP	/	GS	No	Yds	Avg	Lg	TD	Date	Opp	GP	/	GS	No	Yds	Avg	Lg	TD
Sept 12	Ari									Sept 12	Ari			IA	0	0	-	-	0
Sept 19	@ Sea									Sept 19	@ Sea			p	1	14	14.0	14	0
Sept 26	Ind									Sept 26	Ind			p	1	3	3.0	3	0
Oct 3	@ NYJ									Oct 3	@ NYJ			p	1	14	14.0	14	0
Oct 10	@ Jax									Oct 10	@ Jax			Placed on Injured Reserve List on Oct. 8, 2021					
Oct 18	Buf									Oct 18	Buf								
Oct 24	KC									Oct 24	KC								
Oct 31	@ Ind									Oct 31	@ Ind								
Nov 7	@ LAR									Nov 7	@ LAR								
Nov 14	NO			Signed to Titans Practice Squad on Nov. 16, 2021						Nov 14	NO								
Nov 21	Hou			PS	0	0	-	-	0	Nov 21	Hou			p	0	0	-	-	0
Nov 28	@ NE			S	2	22	11.0	14	0	Nov 28	@ NE			p	0	0	-	-	0
Dec 12	Jax			p	1	6	6.0	6	0	Dec 12	Jax			Placed on Injured Reserve List on Dec. 11, 2021					
Dec 19	@ Pit			p	1	5	5	5	0	Dec 19	@ Pit								
Dec 23	SF			PS	0	0	-	-	0	Dec 23	SF								
Jan 2	Mia			PS	0	0	-	-	0	Jan 2	Mia								
Jan 9	@ Hou			PS	0	0	-	-	0	Jan 9	@ Hou								
<b>2021 Totals</b>		<b>3</b>	<b>/</b>	<b>1</b>	<b>4</b>	<b>33</b>	<b>8.3</b>	<b>14</b>	<b>0</b>	<b>2021 Totals</b>		<b>5</b>	<b>/</b>	<b>0</b>	<b>3</b>	<b>31</b>	<b>10.3</b>	<b>14</b>	<b>0</b>
Jan 22	Cin			PS	0	0	-	-	0	Jan 22	Cin								
<b>Playoff Totals:</b>		<b>0</b>	<b>/</b>	<b>0</b>	<b>0</b>	<b>0</b>	<b>-</b>	<b>-</b>	<b>0</b>	<b>Playoff Totals:</b>		<b>0</b>	<b>/</b>	<b>0</b>	<b>0</b>	<b>0</b>	<b>-</b>	<b>-</b>	<b>0</b>

MARCUS JOHNSON (WR)										JULIO JONES (WR)									
Date	Opp	GP	/	GS	No	Yds	Avg	Lg	TD	Date	Opp	GP	/	GS	No	Yds	Avg	Lg	TD
Sept 12	Ari			Placed on Injured Reserve List on Sept. 2, 2021						Sept 12	Ari			S	3	29	9.7	10	0
Sept 19	@ Sea									Sept 19	@ Sea			S	6	128	21.3	51	0
Sept 26	Ind									Sept 26	Ind			S	3	47	15.7	25	0
Oct 3	@ NYJ									Oct 3	@ NYJ			IA	0	0	-	-	0
Oct 10	@ Jax			S	3	52	17.3	22	0	Oct 10	@ Jax			IA	0	0	-	-	0
Oct 18	Buf			p	0	0	-	-	0	Oct 18	Buf			S	3	59	19.7	48	0
Oct 24	KC			p	0	0	-	-	0	Oct 24	KC			S	2	38	19.0	20	0
Oct 31	@ Ind			S	1	8	8.0	8	0	Oct 31	@ Ind			IA	0	0	-	-	0
Nov 7	@ LAR			p	0	0	-	-	0	Nov 7	@ LAR			S	4	35	8.8	13	0
Nov 14	NO			p	5	100	20.0	50	0	Nov 14	NO			Placed on Injured Reserve List on Nov. 13, 2021					
Nov 21	Hou			S	0	0	-	-	0	Nov 21	Hou								
Nov 28	@ NE			Placed on Injured Reserve List on Nov. 23, 2021						Nov 28	@ NE								
Dec 12	Jax									Dec 12	Jax			S	4	33	8.3	16	0
Dec 19	@ Pit									Dec 19	@ Pit			S	0	0	-	-	0
Dec 23	SF									Dec 23	SF			S	1	7	7.0	7	0
Jan 2	Mia									Jan 2	Mia			R/C	0	0	-	-	0
Jan 9	@ Hou									Jan 9	@ Hou			S	5	58	11.6	19	1
<b>2021 Totals</b>		<b>7</b>	<b>/</b>	<b>3</b>	<b>9</b>	<b>160</b>	<b>17.8</b>	<b>50</b>	<b>0</b>	<b>2021 Totals</b>		<b>10</b>	<b>/</b>	<b>10</b>	<b>31</b>	<b>434</b>	<b>14.0</b>	<b>51</b>	<b>1</b>
Jan 22	Cin									Jan 22	Cin			S	6	62	10.3	16	0
<b>Playoff Totals:</b>		<b>0</b>	<b>/</b>	<b>0</b>	<b>0</b>	<b>0</b>	<b>-</b>	<b>-</b>	<b>0</b>	<b>Playoff Totals:</b>		<b>1</b>	<b>/</b>	<b>1</b>	<b>6</b>	<b>62</b>	<b>10.3</b>	<b>16</b>	<b>0</b>

## 2021 TITANS GAME-BY-GAME INDIVIDUAL RECEIVING STATISTICS

RACEY McMATH (WR)										JEREMY McNICHOLS (RB)									
Date	Opp	GP	/	GS	No	Yds	Avg	Lg	TD	Date	Opp	GP	/	GS	No	Yds	Avg	Lg	TD
Sept 12	Ari			p	0	0	-	-	0	Sept 12	Ari			p	3	24	8.0	9	0
Sept 19	@ Sea			p	0	0	-	-	0	Sept 19	@ Sea			p	3	26	8.7	12	0
Sept 26	Ind			p	0	0	-	-	0	Sept 26	Ind			p	1	10	10.0	10t	1
Oct 3	@ NYJ			p	0	0	-	-	0	Oct 3	@ NYJ			p	8	74	9.3	27	0
Oct 10	@ Jax	Placed on Injured Reserve List on Oct. 8, 2021								Oct 10	@ Jax			p	2	26	13.0	25	0
Oct 18	Buf									Oct 18	Buf			p	0	0	-	0	0
Oct 24	KC									Oct 24	KC			p	1	10	10.0	10	0
Oct 31	@ Ind									Oct 31	@ Ind			p	3	33	11.0	13	0
Nov 7	@ LAR									Nov 7	@ LAR			p	3	11	3.7	9	0
Nov 14	NO									Nov 14	NO			p	1	1	1.0	1	0
Nov 21	Hou									Nov 21	Hou			IA	0	0	-	0	0
Nov 28	@ NE									Nov 28	@ NE			IA	0	0	-	0	0
Dec 12	Jax			p	1	9	9.0	9	0	Dec 12	Jax			p	0	0	-	0	0
Dec 19	@ Pit			p	1	-1	-1	-1	0	Dec 19	@ Pit			p	3	25	8.3	11	0
Dec 23	SF			p	0	0	-	-	0	Dec 23	SF			p	0	0	-	0	0
Jan 2	Mia			p	0	0	-	-	0	Jan 2	Mia			p	0	0	-	0	0
Jan 9	@ Hou			p	0	0	-	-	0	Jan 9	@ Hou	Waived on Jan. 8, 2022; signed to practice squad Jan. 11							
<b>2021 Totals</b>		<b>9</b>	<b>/</b>	<b>0</b>	<b>2</b>	<b>8</b>	<b>4.0</b>	<b>9</b>	<b>0</b>	<b>2021 Totals</b>		<b>14</b>	<b>/</b>	<b>0</b>	<b>28</b>	<b>240</b>	<b>8.6</b>	<b>27</b>	<b>1</b>
Jan 22	Cin			p	0	0	-	-	0	Jan 22	Cin			PS					
<b>Playoff Totals:</b>		<b>1</b>	<b>/</b>	<b>0</b>	<b>0</b>	<b>0</b>	<b>-</b>	<b>-</b>	<b>0</b>	<b>Playoff Totals:</b>		<b>0</b>	<b>/</b>	<b>0</b>	<b>0</b>	<b>0</b>	<b>-</b>	<b>-</b>	<b>0</b>

ADRIAN PETERSON (RB)										MYCOLE PRUITT (TE)									
Date	Opp	GP	/	GS	Att	Yds	Avg	Lg	TD	Date	Opp	GP	/	GS	No	Yds	Avg	Lg	TD
Sept 12	Ari									Sept 12	Ari			S	0	0	-	-	0
Sept 19	@ Sea									Sept 19	@ Sea			p	3	43	14.3	22	0
Sept 26	Ind									Sept 26	Ind			p	1	7	7.0	7	0
Oct 3	@ NYJ									Oct 3	@ NYJ			S	1	14	14.0	14	0
Oct 10	@ Jax									Oct 10	@ Jax			p	1	14	14.0	14t	1
Oct 18	Buf									Oct 18	Buf			p	0	0	-	-	0
Oct 24	KC									Oct 24	KC			p	2	27	13.5	22	1
Oct 31	@ Ind	Signed to active roster from practice squad on Nov. 5, 2021								Oct 31	@ Ind			S	2	22	11.0	14	0
Nov 7	@ LAR			S	1	5	5.0	5	0	Nov 7	@ LAR			S	0	0	-	-	0
Nov 14	NO			p	1	-1	-1.0	-1	0	Nov 14	NO			S	1	2	2.0	2t	1
Nov 21	Hou			S	2	4	2.0	5	0	Nov 21	Hou			S	0	0	-	-	0
Nov 28	@ NE	Waived by the Titans on Nov. 23, 2021								Nov 28	@ NE			p	1	10	10.0	10	0
Dec 12	Jax									Dec 12	Jax			p	1	5	5.0	5	0
Dec 19	@ Pit									Dec 19	@ Pit			S	1	1	1	1	0
Dec 23	SF									Dec 23	SF			S	0	0	-	-	0
Jan 2	Mia									Jan 2	Mia			S	0	0	-	-	0
Jan 9	@ Hou									Jan 9	@ Hou	Placed on Injured Reserve List on Jan. 3, 2022							
<b>2021 Totals</b>		<b>3</b>	<b>/</b>	<b>2</b>	<b>4</b>	<b>8</b>	<b>2.0</b>	<b>5</b>	<b>0</b>	<b>2021 Totals</b>		<b>16</b>	<b>/</b>	<b>9</b>	<b>14</b>	<b>145</b>	<b>10.4</b>	<b>22</b>	<b>3</b>
Jan 22	Cin									Jan 22	Cin								
<b>Playoff Totals:</b>		<b>0</b>	<b>/</b>	<b>0</b>	<b>0</b>	<b>0</b>	<b>-</b>	<b>0</b>	<b>0</b>	<b>Playoff Totals:</b>		<b>0</b>	<b>/</b>	<b>0</b>	<b>0</b>	<b>0</b>	<b>-</b>	<b>-</b>	<b>0</b>

JOSH REYNOLDS (WR)										CHESTER ROGERS (WR)									
Date	Opp	GP	/	GS	No	Yds	Avg	Lg	TD	Date	Opp	GP	/	GS	No	Yds	Avg	Lg	TD
Sept 12	Ari			IA	0	0	-	0	0	Sept 12	Ari			p	4	62	15.5	39	0
Sept 19	@ Sea			p	0	0	-	0	0	Sept 19	@ Sea			p	2	22	11.0	12	0
Sept 26	Ind			IA	0	0	-	0	0	Sept 26	Ind			p	1	6	6.0	6t	1
Oct 3	@ NYJ			p	6	59	9.8	12	0	Oct 3	@ NYJ			p	5	63	12.6	20	0
Oct 10	@ Jax			p	1	8	8.0	8	0	Oct 10	@ Jax			p	1	26	26.0	26	0
Oct 18	Buf			IA	0	0	-	0	0	Oct 18	Buf			S	1	7	7.0	7	0
Oct 24	KC			p	3	23	7.7	11	0	Oct 24	KC			IA	0	0	-	-	0
Oct 31	@ Ind			p	0	0	-	0	0	Oct 31	@ Ind			p	0	0	-	-	0
Nov 7	@ LAR			IA	0	0	-	0	0	Nov 7	@ LAR			p	0	0	-	-	0
Nov 14	NO	Waived by the Titans on Nov. 9, 2021								Nov 14	NO			p	1	9	9.0	9	0
Nov 21	Hou									Nov 21	Hou			p	4	41	10.3	12	0
Nov 28	@ NE									Nov 28	@ NE			p	1	2	2.0	2	0
Dec 12	Jax									Dec 12	Jax			p	1	13	13.0	13	0
Dec 19	@ Pit									Dec 19	@ Pit			p	4	30	7.5	13	0
Dec 23	SF									Dec 23	SF			p	1	3	3.0	3	0
Jan 2	Mia									Jan 2	Mia			p	2	13	6.5	7	0
Jan 9	@ Hou									Jan 9	@ Hou			S	2	4	2.0	4	0
<b>2021 Totals</b>		<b>5</b>	<b>/</b>	<b>0</b>	<b>10</b>	<b>90</b>	<b>9.0</b>	<b>12</b>	<b>0</b>	<b>2021 Totals</b>		<b>16</b>	<b>/</b>	<b>2</b>	<b>30</b>	<b>301</b>	<b>10.0</b>	<b>39</b>	<b>1</b>
Jan 22	Cin									Jan 22	Cin			p	1	3	3.0	3	0
<b>Playoff Totals:</b>		<b>0</b>	<b>/</b>	<b>0</b>	<b>0</b>	<b>0</b>	<b>-</b>	<b>-</b>	<b>0</b>	<b>Playoff Totals:</b>		<b>1</b>	<b>/</b>	<b>0</b>	<b>1</b>	<b>3</b>	<b>3.0</b>	<b>3</b>	<b>0</b>

## 2021 TITANS GAME-BY-GAME INDIVIDUAL RECEIVING STATISTICS

GEOFF SWAIM (TE)										NICK WESTBROOK-IKHINE (WR)									
Date	Opp	GP	/	GS	No	Yds	Avg	Lg	TD	Date	Opp	GP	/	GS	No	Yds	Avg	Lg	TD
Sept 12	Ari			S	0	0	-	-	0	Sept 12	Ari			p	1	10	10.0	10	0
Sept 19	@ Sea			S	2	10	5.0	5	0	Sept 19	@ Sea			p	1	6	6.0	6	0
Sept 26	Ind			S	3	27	9.0	26	0	Sept 26	Ind			S	4	53	13.3	18t	1
Oct 3	@ NYJ			S	0	0	-	-	0	Oct 3	@ NYJ			S	3	29	9.7	18	0
Oct 10	@ Jax			S	0	0	-	-	0	Oct 10	@ Jax			IA	0	0	-	-	0
Oct 18	Buf			S	1	8	8.0	8	0	Oct 18	Buf			p	3	27	9.0	14	0
Oct 24	KC			S	1	8	8.0	8	0	Oct 24	KC			p	0	0	-	-	0
Oct 31	@ Ind			S	4	23	5.8	7	1	Oct 31	@ Ind			p	2	16	8.0	11	1
Nov 7	@ LAR			S	4	29	7.3	11	1	Nov 7	@ LAR			p	1	14	14.0	14	0
Nov 14	NO			S	4	26	6.5	16	0	Nov 14	NO			S	1	10	10.0	10	0
Nov 21	Hou			IA	0	0	-	-	0	Nov 21	Hou			p	7	107	15.3	46	0
Nov 28	@ NE			S	1	8	8.0	8	0	Nov 28	@ NE			S	2	25	12.5	24	1
Dec 12	Jax			S	3	45	15.0	24	0	Dec 12	Jax			S	3	31	10.3	15	0
Dec 19	@ Pit			S	1	5	5.0	5	0	Dec 19	@ Pit			S	4	32	8.0	12	0
Dec 23	SF			S	3	10	3.3	6	0	Dec 23	SF			p	2	38	19.0	24	0
Jan 2	Mia			S	3	9	3.0	5	1	Jan 2	Mia			S	0	0	-	-	0
Jan 9	@ Hou			S	1	2	2.0	2	0	Jan 9	@ Hou			p	4	78	19.5	36	1
<b>2021 Totals</b>		<b>16</b>	<b>/</b>	<b>16</b>	<b>31</b>	<b>210</b>	<b>6.8</b>	<b>26</b>	<b>3</b>	<b>2021 Totals</b>		<b>16</b>	<b>/</b>	<b>7</b>	<b>38</b>	<b>476</b>	<b>12.5</b>	<b>46</b>	<b>4</b>
Jan 22	Cin			S	0	0	-	-	0	Jan 22	Cin			p	0	0	-	-	0
<b>Playoff Totals:</b>		<b>1</b>	<b>/</b>	<b>1</b>	<b>0</b>	<b>0</b>	<b>-</b>	<b>-</b>	<b>0</b>	<b>Playoff Totals:</b>		<b>1</b>	<b>/</b>	<b>0</b>	<b>0</b>	<b>0</b>	<b>-</b>	<b>-</b>	<b>0</b>

Other receivers: Darrynton Evans (2 for 11 yards vs. KC, 10/24), Amani Hooker (1 for 6 yards vs. Ari, 9/12)



## 2021 TITANS GAME-BY-GAME INDIVIDUAL PUNTING STATISTICS

### BRETT KERN

Date	Opp	GP	/	GS	No.	Yds	Avg	Ret	Yds	R Avg	TB	In	Lg	Blk	Net
Sept 12	Ari			p	3	151	50.3	2	24	12.0	0	0	59	0	42.3
Sept 19	@ Sea			p	2	94	47.0	0	0	-	0	1	53	0	47.0
Sept 26	Ind			p	1	42	42.0	0	0	-	0	0	42	0	42.0
Oct 3	@ NYJ			IA	0	0	-	0	0	-	0	0	-	0	-
Oct 10	@ Jax			IA	0	0	-	0	0	-	0	0	-	0	-
Oct 18	Buf			R/C	0	0	-	0	0	-	0	0	-	0	-
Oct 24	KC			p	2	94	47.0	0	0	-	0	2	49	0	47.0
Oct 31	@ Ind			p	4	188	47	2	27	13.5	0	2	52	0	40.25
Nov 7	@ LAR			p	5	217	43.4	1	7	7.0	0	3	57	0	42.0
Nov 14	NO			p	5	205	41	1	4	4	0	1	46	0	40.2
Nov 21	Hou			p	2	80	40.0	1	10	10.0	0	1	53	0	35.0
Nov 28	@ NE			p	2	95	47.5	2	23	11.5	0	0	48	0	36.0
Dec 12	Jax			p	5	192	38.4	0	0	-	0	2	46	0	38.4
Dec 19	@ Pit			p	3	143	47.7	3	39	13.0	0	0	54	0	34.7
Dec 23	SF			p	5	230	46.0	1	12	12.0	1	2	59	0	39.6
Jan 2	Mia			p	4	177	44.3	2	15	7.5	0	3	52	0	40.5
Jan 9	@ Hou			p	4	197	49.3	3	24	8.0	0	1	53	0	43.3
<b>2021 Totals</b>		<b>14</b>	<b>/</b>	<b>0</b>	<b>47</b>	<b>2,105</b>	<b>44.8</b>	<b>18</b>	<b>185</b>	<b>10.3</b>	<b>1</b>	<b>18</b>	<b>59</b>	<b>0</b>	<b>40.4</b>
Jan 22	Cin			p	4	166	41.5	0	0	-	0	3	50	0	41.5
<b>Playoff Totals:</b>		<b>1</b>	<b>/</b>	<b>0</b>	<b>4</b>	<b>166</b>	<b>41.5</b>	<b>0</b>	<b>0</b>	<b>-</b>	<b>0</b>	<b>3</b>	<b>50</b>	<b>0</b>	<b>41.5</b>

### JOHNNY TOWNSEND

Date	Opp	GP	/	GS	No.	Yds	Avg	Ret	Yds	R Avg	TB	In	Lg	Blk	Net
Sept 12	Ari														
Sept 19	@ Sea														
Sept 26	Ind														
Oct 3	@ NYJ			p	5	188	37.6	2	32	16.0	0	1	63	0	31.2
Oct 10	@ Jax			p	4	170	42.5	0	0	-	1	1	45	0	37.5
Oct 18	Buf			p	2	107	53.5	2	6	3.0	0	0	63	0	50.5
Oct 24	KC														
Oct 31	@ Ind														
Nov 7	@ LAR														
Nov 14	NO														
Nov 21	Hou														
Nov 28	@ NE														
Dec 12	Jax														
Dec 19	@ Pit														
Dec 23	SF														
Jan 2	Mia														
Jan 9	@ Hou														
<b>2021 Totals</b>		<b>3</b>	<b>/</b>	<b>0</b>	<b>11</b>	<b>465</b>	<b>42.3</b>	<b>4</b>	<b>38</b>	<b>9.5</b>	<b>1</b>	<b>2</b>	<b>63</b>	<b>0</b>	<b>37.0</b>
Jan 22	Cin														
<b>Playoff Totals:</b>		<b>0</b>	<b>/</b>	<b>0</b>	<b>0</b>	<b>0</b>	<b>-</b>	<b>0</b>	<b>0</b>	<b>-</b>	<b>0</b>	<b>0</b>	<b>-</b>	<b>0</b>	<b>-</b>

Other punters: None

## 2021 TITANS GAME-BY-GAME INDIVIDUAL RETURN STATISTICS

DONTRELL HILLIARD					PUNT RETURNS					KICKOFF RETURNS					
Date	Opp	GP	/	GS	No	FC	Yds	Avg	Lg	TD	No	Yds	Avg	Lg	TD
Sept 12	Ari														
Sept 19	@ Sea														
Sept 26	Ind														
Oct 3	@ NYJ														
Oct 10	@ Jax														
Oct 18	Buf														
Oct 24	KC														
Signed to the Practice Squad on Oct. 27, 2021															
Oct 31	@ Ind	p			0	0	0	-	-	0	0	0	-	0	0
Nov 7	@ LAR	PS			0	0	0	-	-	0	0	0	-	0	0
Nov 14	NO	PS			0	0	0	-	-	0	0	0	-	0	0
Nov 21	Hou	p			0	0	0	-	-	0	3	65	21.7	26	0
Nov 28	@ NE	S			0	0	0	-	-	0	2	42	21.0	22	0
Dec 12	Jax	S			0	0	0	-	-	0	0	0	-	0	0
Dec 19	@ Pit	S			0	0	0	-	-	0	0	0	-	0	0
Dec 23	SF	S			0	0	0	-	-	0	0	0	-	0	0
Jan 2	Mia	S			0	0	0	-	-	0	1	24	24.0	24	0
Jan 9	@ Hou	p			0	0	0	-	-	0	2	46	23.0	25	0
<b>2021 Totals</b>		<b>8</b>	<b>/</b>	<b>5</b>	<b>0</b>	<b>0</b>	<b>0</b>	<b>-</b>	<b>-</b>	<b>0</b>	<b>8</b>	<b>177</b>	<b>22.1</b>	<b>26</b>	<b>0</b>
Jan 22	Cin	p			0	0	0	-	-	0	1	26	26.0	26	26
<b>Playoff Totals:</b>		<b>1</b>	<b>/</b>	<b>0</b>	<b>0</b>	<b>0</b>	<b>0</b>	<b>-</b>	<b>-</b>	<b>0</b>	<b>1</b>	<b>26</b>	<b>26.0</b>	<b>26</b>	<b>0</b>

CHESTER ROGERS					PUNT RETURNS					KICKOFF RETURNS					
Date	Opp	GP	/	GS	No	FC	Yds	Avg	Lg	TD	No	Yds	Avg	Lg	TD
Sept 12	Ari	p			0	1	0	-	-	0	1	14	14.0	14	0
Sept 19	@ Sea	p			3	1	32	10.7	13	0	6	100	16.7	19	0
Sept 26	Ind	p			3	1	44	14.7	18	0	0	0	-	-	0
Oct 3	@ NYJ	p			3	3	44	14.7	22	0	0	0	-	-	0
Oct 10	@ Jax	p			0	2	0	-	-	0	0	0	-	-	0
Oct 18	Buf	S			1	1	0	0	0	0	0	0	-	-	0
Oct 24	KC	IA			0	0	0	-	-	0	0	0	-	-	0
Oct 31	@ Ind	p			2	0	21	10.5	19	0	0	0	-	-	0
Nov 7	@ LAR	p			1	1	11	11	11	0	0	0	-	-	0
Nov 14	NO	p			1	3	9	9	9	0	0	0	-	-	0
Nov 21	Hou	p			4	2	20	5	16	0	0	0	-	-	0
Nov 28	@ NE	p			0	1	0	-	-	0	2	46	23.0	30	0
Dec 12	Jax	p			3	1	13	4.3	10	0	1	25	25.0	25	0
Dec 19	@ Pit	p			2	1	48	24	55	0	2	40	20	21	0
Dec 23	SF	p			0	0	0	-	-	0	2	57	28.5	37	0
Jan 2	Mia	p			3	1	28	9.3	11	0	0	0	-	-	0
Jan 9	@ Hou	S			4	1	23	5.8	10	0	0	0	-	-	0
<b>2021 Totals</b>		<b>16</b>	<b>/</b>	<b>2</b>	<b>30</b>	<b>20</b>	<b>293</b>	<b>9.8</b>	<b>55</b>	<b>0</b>	<b>14</b>	<b>282</b>	<b>20.1</b>	<b>37</b>	<b>0</b>
Jan 22	Cin	p			3	2	5	1.7	5	0	0	0	-	-	0
<b>Playoff Totals:</b>		<b>1</b>	<b>/</b>	<b>0</b>	<b>3</b>	<b>2</b>	<b>5</b>	<b>1.7</b>	<b>5</b>	<b>0</b>	<b>0</b>	<b>0</b>	<b>-</b>	<b>-</b>	<b>0</b>

**Other returners:** Cameron Batson (5 KR for 80 yards vs. Buf, 10/18), Khari Blasingame (1 KR for 12 yards at Hou, 1/9), Darrynton Evans (1 KR for 17 yards vs. KC, 10/24), Marcus Johnson (2 KR for 52 yards vs. Buf, 10/18; 2 KR for 50 yards at LAR, 11/7; 3 KR for 54 yards vs. NO, 11/14; 2 KR for 23 yards vs. Hou, 11/21), Mason Kinsey (1 FC on punt return vs. KC, 10/24), Jeremy McNichols (2 KR for 31 yards vs. Ind 9/26),

## 2021 TITANS GAME-BY-GAME INDIVIDUAL DEFENSIVE STATISTICS

OLA ADENIYI (OLB)					TACKLES . . .						INTERCEPTIONS . . .					FUMBLES . . .			SpT		
Date	Opp	GP	/	GS	Tot	Solo	Asst	Sk	Yds	QBP	TFL	No	Yds	Lg	TD	PD	FF	FR		Yds	
Sept 12	Ari			p	0	0	0	0.0	0.0	0	0	0	0	0	0	0	0	0	0	0	2
Sept 19	@ Sea			p	1	1	0	1.0	12.0	1	1	0	0	0	0	0	0	0	0	0	2
Sept 26	Ind			p	4	2	2	2.0	11.0	3	1	0	0	0	0	0	0	0	0	0	0
Oct 3	@ NYJ			p	1	1	0	0.0	0.0	1	0	0	0	0	0	0	0	0	0	0	1
Oct 10	@ Jax			p	0	0	0	0.0	0.0	7	0	0	0	0	0	0	0	0	0	0	1
Oct 18	Buf			p	1	1	0	0.0	0.0	0	0	0	0	0	0	0	0	0	0	0	1
Oct 24	KC			p	0	0	0	0.0	0.0	3	0	0	0	0	0	0	0	0	0	0	0
Oct 31	@ Ind			p	0	0	0	0.0	0.0	1	0	0	0	0	0	0	0	0	0	0	1
Nov 7	@ LAR			p	1	1	0	0.0	0.0	0	0	0	0	0	0	0	0	0	0	0	1
Nov 14	NO			p	2	1	1	0.0	0.0	2	0	0	0	0	0	1	0	0	0	0	0
Nov 21	Hou			p	0	0	0	0.0	0.0	0	0	0	0	0	0	0	0	0	0	0	0
Nov 28	@ NE			IA	0	0	0	0.0	0.0	0	0	0	0	0	0	0	0	0	0	0	0
Dec 12	Jax			p	1	1	0	0.0	0.0	2	0	0	0	0	0	0	0	0	0	0	0
Dec 19	@ Pit			p	0	0	0	0.0	0.0	0	0	0	0	0	0	0	0	0	0	0	0
Dec 23	SF			p	0	0	0	0.0	0.0	0	0	0	0	0	0	0	0	0	0	0	0
Jan 2	Mia			p	0	0	0	0.0	0.0	0	0	0	0	0	0	0	0	0	0	0	0
Jan 9	@ Hou			p	0	0	0	0.0	0.0	0	0	0	0	0	0	0	0	0	0	0	1
<b>2021 Totals</b>		<b>16</b>	<b>/</b>	<b>0</b>	<b>11</b>	<b>8</b>	<b>3</b>	<b>2.5</b>	<b>23.0</b>	<b>20</b>	<b>2</b>	<b>0</b>	<b>0</b>	<b>0</b>	<b>0</b>	<b>1</b>	<b>0</b>	<b>0</b>	<b>0</b>	<b>10</b>	
Jan 22	Cin			p	0	0	0	0.0	0.0	0	0	0	0	0	0	0	0	0	0	0	0
<b>Playoff Totals:</b>		<b>1</b>	<b>/</b>	<b>0</b>	<b>0</b>	<b>0</b>	<b>0</b>	<b>0.0</b>	<b>0.0</b>	<b>0</b>	<b>0</b>	<b>0</b>	<b>0</b>	<b>0</b>	<b>0</b>	<b>0</b>	<b>0</b>	<b>0</b>	<b>0</b>	<b>0</b>	<b>0</b>

DENICO ATRY (DL)					TACKLES . . .						INTERCEPTIONS . . .					FUMBLES . . .			SpT		
Date	Opp	GP	/	GS	Tot	Solo	Asst	Sk	Yds	QBP	TFL	No	Yds	Lg	TD	PD	FF	FR		Yds	
Sept 12	Ari			p	1	1	0	0.0	0.0	0	0	0	0	0	0	0	0	0	0	0	0
Sept 19	@ Sea			p	3	2	1	1.5	7.5	4	1	0	0	0	0	0	0	0	0	0	0
Sept 26	Ind			S	0	0	0	0	0.0	4	0	0	0	0	0	0	0	0	0	0	0
Oct 3	@ NYJ			S	3	3	0	0.0	0.0	0	2	0	0	0	0	0	0	0	0	0	0
Oct 10	@ Jax			S	1	1	0	0.0	0.0	2	0	0	0	0	0	0	0	0	0	0	0
Oct 18	Buf			S	0	0	0	0.0	0.0	4	0	0	0	0	0	1	0	0	0	0	0
Oct 24	KC			S	3	3	0	2.0	18.0	7	2	0	0	0	0	0	0	0	0	0	0
Oct 31	@ Ind			S	3	1	2	0.0	0.0	4	0	0	0	0	0	0	0	0	0	0	0
Nov 7	@ LAR			S	3	2	1	1.5	12.0	5	1	0	0	0	0	2	0	0	0	0	0
Nov 14	NO			S	1	0	1	0.0	0.0	1	0	0	0	0	0	1	0	0	0	0	0
Nov 21	Hou			S	1	1	0	0.0	0.0	0	0	0	0	0	0	1	0	0	0	0	0
Nov 28	@ NE			S	0	0	0	0.0	0.0	2	0	0	0	0	0	0	0	0	0	0	0
Dec 12	Jax			S	2	2	0	1.0	9.0	4	1	0	0	0	0	0	0	0	0	0	0
Dec 19	@ Pit			p	2	1	1	1.0	1.0	1	1	0	0	0	0	0	0	0	0	0	0
Dec 23	SF			p	3	2	1	1.0	7.0	3	1	0	0	0	0	0	0	0	0	0	0
Jan 2	Mia			p	3	3	0	1.0	6.0	1	1	0	0	0	0	0	0	0	0	0	0
Jan 9	@ Hou			p	3	3	0	0.0	0.0	2	0	0	0	0	0	1	0	0	0	0	0
<b>2021 Totals</b>		<b>17</b>	<b>/</b>	<b>11</b>	<b>32</b>	<b>25</b>	<b>7</b>	<b>9.0</b>	<b>60.5</b>	<b>44</b>	<b>10</b>	<b>0</b>	<b>0</b>	<b>0</b>	<b>0</b>	<b>6</b>	<b>0</b>	<b>0</b>	<b>0</b>	<b>0</b>	
Jan 22	Cin			S	3	1	2	1.5	7.5	5	1	0	0	0	0	1	0	0	0	0	0
<b>Playoff Totals:</b>		<b>1</b>	<b>/</b>	<b>1</b>	<b>3</b>	<b>1</b>	<b>2</b>	<b>1.5</b>	<b>7.5</b>	<b>5</b>	<b>1</b>	<b>0</b>	<b>0</b>	<b>0</b>	<b>0</b>	<b>1</b>	<b>0</b>	<b>0</b>	<b>0</b>	<b>0</b>	<b>0</b>

AMANI BLEDSOE (DE)					TACKLES . . .						INTERCEPTIONS . . .					FUMBLES . . .			SpT		
Date	Opp	GP	/	GS	Tot	Solo	Asst	Sk	Yds	QBP	TFL	No	Yds	Lg	TD	PD	FF	FR		Yds	
Sept 12	Ari			PS	0	0	0	0.0	0.0	0	0	0	0	0	0	0	0	0	0	0	0
Sept 19	@ Sea			PS	0	0	0	0.0	0.0	0	0	0	0	0	0	0	0	0	0	0	0
Sept 26	Ind			PS	0	0	0	0.0	0.0	0	0	0	0	0	0	0	0	0	0	0	0
Oct 3	@ NYJ			S	1	1	0	0.0	0.0	0	0	0	0	0	0	0	0	0	0	0	0
Oct 10	@ Jax			S	0	0	0	0.0	0.0	0	0	0	0	0	0	0	0	0	0	0	0
Oct 18	Buf			p	0	0	0	0.0	0.0	1	0	0	0	0	0	1	0	0	0	0	0
Oct 24	KC			IA	0	0	0	0.0	0.0	0	0	0	0	0	0	0	0	0	0	0	0
Oct 31	@ Ind			p	0	0	0	0.0	0.0	0	0	0	0	0	0	0	0	0	0	0	0
Nov 7	@ LAR			IA	0	0	0	0.0	0.0	0	0	0	0	0	0	0	0	0	0	0	0
Nov 14	NO			p	0	0	0	0.0	0.0	0	0	0	0	0	0	0	0	0	0	0	0
Nov 21	Hou			PS	0	0	0	0.0	0.0	0	0	0	0	0	0	0	0	0	0	0	0
Nov 28	@ NE			PS	0	0	0	0.0	0.0	0	0	0	0	0	0	0	0	0	0	0	0
Dec 12	Jax			PS	0	0	0	0.0	0.0	0	0	0	0	0	0	0	0	0	0	0	0
Dec 19	@ Pit			PS	0	0	0	0.0	0.0	0	0	0	0	0	0	0	0	0	0	0	0
Dec 23	SF			PS	0	0	0	0.0	0.0	0	0	0	0	0	0	0	0	0	0	0	0
Jan 2	Mia			PS	0	0	0	0.0	0.0	0	0	0	0	0	0	0	0	0	0	0	0
Jan 9	@ Hou			PS	0	0	0	0.0	0.0	0	0	0	0	0	0	0	0	0	0	0	0
<b>2021 Totals</b>		<b>5</b>	<b>/</b>	<b>2</b>	<b>1</b>	<b>1</b>	<b>0</b>	<b>0.0</b>	<b>0.0</b>	<b>1</b>	<b>0</b>	<b>0</b>	<b>0</b>	<b>0</b>	<b>0</b>	<b>1</b>	<b>0</b>	<b>0</b>	<b>0</b>	<b>0</b>	<b>0</b>
Jan 22	Cin			PS	0	0	0	0.0	0.0	0	0	0	0	0	0	0	0	0	0	0	0
<b>Playoff Totals:</b>		<b>0</b>	<b>/</b>	<b>0</b>	<b>0</b>	<b>0</b>	<b>0</b>	<b>0.0</b>	<b>0.0</b>	<b>0</b>	<b>0</b>	<b>0</b>	<b>0</b>	<b>0</b>	<b>0</b>	<b>0</b>	<b>0</b>	<b>0</b>	<b>0</b>	<b>0</b>	<b>0</b>

## 2021 TITANS GAME-BY-GAME INDIVIDUAL DEFENSIVE STATISTICS

BREON BORDERS (CB)					TACKLES . . .							INTERCEPTIONS . . .					FUMBLES . . .			SpT	
Date	Opp	GP	/	GS	Tot	Solo	Asst	Sk	Yds	QBP	TFL	No	Yds	Lg	TD	PD	FF	FR	Yds		
Sept 12	Ari			p	0	0	0	0.0	0.0	0	0	0	0	0	0	0	0	0	0	0	0
Sept 19	@ Sea			p	0	0	0	0.0	0.0	0	0	0	0	0	0	0	0	0	0	0	0
Sept 26	Ind			p	0	0	0	0.0	0.0	0	0	0	0	0	0	1	0	0	0	0	0
Oct 3	@ NYJ			p	2	2	0	0.0	0.0	0	0	0	0	0	0	0	0	0	0	0	0
Oct 10	@ Jax			p	0	0	0	0.0	0.0	0	0	0	0	0	0	0	0	0	0	0	1
Oct 18	Buf			p	1	1	0	0.0	0.0	0	0	0	0	0	0	1	0	0	0	0	0
Oct 24	KC			p	0	0	0	0.0	0.0	0	0	0	0	0	0	0	0	0	0	0	0
Oct 31	@ Ind			p	1	0	1	0.0	0.0	0	0	0	0	0	0	0	0	0	0	0	0
Nov 7	@ LAR			p	0	0	0	0.0	0.0	0	0	0	0	0	0	0	0	0	0	0	0
Nov 14	NO			PS	0	0	0	0.0	0.0	0	0	0	0	0	0	0	0	0	0	0	0
Nov 21	Hou			PS	0	0	0	0.0	0.0	0	0	0	0	0	0	0	0	0	0	0	0
Nov 28	@ NE			p	0	0	0	0.0	0.0	0	0	0	0	0	0	0	0	0	0	0	0
Dec 12	Jax			PS	0	0	0	0.0	0.0	0	0	0	0	0	0	0	0	0	0	0	0
Dec 19	@ Pit				Signed to the Arizona Cardinals active roster off the Titans practice squad on Dec. 15, 2021																
Dec 23	SF																				
Jan 2	Mia																				
Jan 9	@ Hou																				
<b>2021 Totals</b>		<b>11</b>	<b>/</b>	<b>0</b>	<b>4</b>	<b>3</b>	<b>1</b>	<b>0.0</b>	<b>0.0</b>	<b>0</b>	<b>0</b>	<b>0</b>	<b>0</b>	<b>0</b>	<b>0</b>	<b>2</b>	<b>0</b>	<b>0</b>	<b>0</b>	<b>0</b>	<b>1</b>
Jan 22	Cin																				
<b>Playoff Totals:</b>		<b>0</b>	<b>/</b>	<b>0</b>	<b>0</b>	<b>0</b>	<b>0</b>	<b>0.0</b>	<b>0.0</b>	<b>0</b>	<b>0</b>	<b>0</b>	<b>0</b>	<b>0</b>	<b>0</b>	<b>0</b>	<b>0</b>	<b>0</b>	<b>0</b>	<b>0</b>	<b>0</b>

BRADY BREEZE (S)					TACKLES . . .							INTERCEPTIONS . . .					FUMBLES . . .			SpT	
Date	Opp	GP	/	GS	Tot	Solo	Asst	Sk	Yds	QBP	TFL	No	Yds	Lg	TD	PD	FF	FR	Yds		
Sept 12	Ari				Placed on Injured Reserve on Sept. 3, 2021																
Sept 19	@ Sea																				
Sept 26	Ind																				
Oct 3	@ NYJ																				
Oct 10	@ Jax																				
Oct 18	Buf																				
Oct 24	KC			p	0	0	0	0.0	0.0	0	0	0	0	0	0	0	0	0	0	0	0
Oct 31	@ Ind			IA	0	0	0	0.0	0.0	0	0	0	0	0	0	0	0	0	0	0	0
Nov 7	@ LAR			p	0	0	0	0.0	0.0	0	0	0	0	0	0	0	0	0	0	0	0
Nov 14	NO			p	0	0	0	0.0	0.0	0	0	0	0	0	0	0	0	0	0	0	0
Nov 21	Hou			p	0	0	0	0.0	0.0	0	0	0	0	0	0	0	0	0	0	0	0
Nov 28	@ NE			p	0	0	0	0.0	0.0	0	0	0	0	0	0	0	0	0	0	0	0
Dec 12	Jax				Waived by the Titans on Dec. 11, 2021																
Dec 19	@ Pit																				
Dec 23	SF																				
Jan 2	Mia																				
Jan 9	@ Hou																				
<b>2021 Totals</b>		<b>5</b>	<b>/</b>	<b>0</b>	<b>0</b>	<b>0</b>	<b>0</b>	<b>0.0</b>	<b>0.0</b>	<b>0</b>	<b>0</b>	<b>0</b>	<b>0</b>	<b>0</b>	<b>0</b>	<b>0</b>	<b>0</b>	<b>0</b>	<b>0</b>	<b>0</b>	<b>0</b>
Jan 22	Cin																				
<b>Playoff Totals:</b>		<b>0</b>	<b>/</b>	<b>0</b>	<b>0</b>	<b>0</b>	<b>0</b>	<b>0.0</b>	<b>0.0</b>	<b>0</b>	<b>0</b>	<b>0</b>	<b>0</b>	<b>0</b>	<b>0</b>	<b>0</b>	<b>0</b>	<b>0</b>	<b>0</b>	<b>0</b>	<b>0</b>

JAYON BROWN (ILB)					TACKLES . . .							INTERCEPTIONS . . .					FUMBLES . . .			SpT	
Date	Opp	GP	/	GS	Tot	Solo	Asst	Sk	Yds	QBP	TFL	No	Yds	Lg	TD	PD	FF	FR	Yds		
Sept 12	Ari			S	7	5	2	0.0	0.0	0	0	0	0	0	0	0	0	0	0	0	0
Sept 19	@ Sea			IA	0	0	0	0.0	0.0	0	0	0	0	0	0	0	0	0	0	0	0
Sept 26	Ind			p	1	0	1	0.0	0.0	0	0	0	0	0	0	0	0	0	0	0	0
Oct 3	@ NYJ			p	1	1	0	0.0	0.0	0	0	0	0	0	0	0	0	0	0	0	0
Oct 10	@ Jax				Placed on Injured Reserve on Oct. 8, 2021																
Oct 18	Buf																				
Oct 24	KC																				
Oct 31	@ Ind																				
Nov 7	@ LAR			S	7	7	0	0.0	0.0	0	0	0	0	0	0	0	0	0	0	0	0
Nov 14	NO			S	9	8	1	0.0	0.0	0	0	0	0	0	0	0	0	0	0	0	0
Nov 21	Hou			S	14	6	8	0.0	0.0	0	0	0	0	0	0	0	0	0	0	0	0
Nov 28	@ NE			S	8	5	3	0.0	0.0	0	0	0	0	0	0	1	0	0	0	0	0
Dec 12	Jax			S	3	2	1	0.0	0.0	0	0	1	2	2	0	1	0	0	0	0	0
Dec 19	@ Pit			p	0	0	0	0.0	0.0	0	0	0	0	0	0	0	0	0	0	0	0
Dec 23	SF			p	5	2	3	0.0	0.0	0	0	0	0	0	0	0	0	0	0	0	0
Jan 2	Mia			R/C	0	0	0	0.0	0.0	0	0	0	0	0	0	0	0	0	0	0	0
Jan 9	@ Hou			IA	0	0	0	0.0	0.0	0	0	0	0	0	0	0	0	0	0	0	0
<b>2021 Totals</b>		<b>10</b>	<b>/</b>	<b>6</b>	<b>55</b>	<b>36</b>	<b>19</b>	<b>0.0</b>	<b>0.0</b>	<b>0</b>	<b>0</b>	<b>1</b>	<b>2</b>	<b>2</b>	<b>0</b>	<b>2</b>	<b>0</b>	<b>0</b>	<b>0</b>	<b>0</b>	<b>0</b>
Jan 22	Cin			p	2	1	1	0.0	0.0	1	0	0	0	0	0	0	0	0	0	0	0
<b>Playoff Totals:</b>		<b>1</b>	<b>/</b>	<b>0</b>	<b>2</b>	<b>1</b>	<b>1</b>	<b>0.0</b>	<b>0.0</b>	<b>1</b>	<b>0</b>	<b>0</b>	<b>0</b>	<b>0</b>	<b>0</b>	<b>0</b>	<b>0</b>	<b>0</b>	<b>0</b>	<b>0</b>	<b>0</b>



## 2021 TITANS GAME-BY-GAME INDIVIDUAL DEFENSIVE STATISTICS

S KEVIN BYARD (S)					TACKLES . . .							INTERCEPTIONS . . .					FUMBLES . . .			SpT
Date	Opp	GP	/	GS	Tot	Solo	Asst	Sk	Yds	QBP	TFL	No	Yds	Lg	TD	PD	FF	FR	Yds	
Sept 12	Ari			S	2	2	0	0.0	0.0	0	0	1	12	12	0	1	0	0	0	0
Sept 19	@ Sea			S	3	2	1	0.0	0.0	0	0	0	0	0	0	0	0	0	0	0
Sept 26	Ind			S	5	4	1	0.0	0.0	0	0	0	0	0	0	2	0	0	0	0
Oct 3	@ NYJ			S	6	3	3	0.0	0.0	0	0	0	0	0	0	1	0	0	0	0
Oct 10	@ Jax			S	11	8	3	0.0	0.0	0	0	1	0	0	0	2	0	1	30t	0
Oct 18	Buf			S	2	1	1	0.0	0.0	0	0	1	16	16	0	1	0	0	0	0
Oct 24	KC			S	4	4	0	0.0	0.0	0	0	0	0	0	0	0	1	0	0	0
Oct 31	@ Ind			S	4	4	0	0.0	0.0	0	0	1	14	14	0	3	0	0	0	0
Nov 7	@ LAR			S	3	0	3	0.0	0.0	0	0	1	24	24t	1	1	0	0	0	0
Nov 14	NO			S	5	2	3	0.0	0.0	0	0	0	0	0	0	1	0	0	0	0
Nov 21	Hou			S	7	3	4	0.0	0.0	0	0	0	0	0	0	0	0	0	0	0
Nov 28	@ NE			S	12	9	3	1.0	11.0	2	1	0	0	0	0	0	0	0	0	0
Dec 12	Jax			S	5	2	3	0.0	0.0	0	0	0	0	0	0	1	0	0	0	0
Dec 19	@ Pit			S	4	3	1	0.0	0.0	0	0	0	0	0	0	0	0	0	0	0
Dec 23	SF			S	6	4	2	0.0	0.0	0	0	0	0	0	0	0	1	0	0	0
Jan 2	Mia			S	4	3	1	0.0	0.0	0	0	0	0	0	0	0	0	0	0	0
Jan 9	@ Hou			S	5	3	2	0.0	0.0	0	0	0	0	0	0	0	0	0	0	0
<b>2021 Totals</b>		<b>17</b>	<b>/</b>	<b>17</b>	<b>88</b>	<b>57</b>	<b>31</b>	<b>1.0</b>	<b>11.0</b>	<b>2</b>	<b>1</b>	<b>5</b>	<b>66</b>	<b>24t</b>	<b>1</b>	<b>13</b>	<b>2</b>	<b>1</b>	<b>30t</b>	<b>0</b>
Jan 22	Cin			S	3	3	0	0.0	0.0	0	0	0	0	0	0	0	0	0	0	0
<b>Playoff Totals:</b>		<b>1</b>	<b>/</b>	<b>1</b>	<b>3</b>	<b>3</b>	<b>0</b>	<b>0.0</b>	<b>0.0</b>	<b>0</b>	<b>0</b>	<b>0</b>	<b>0</b>	<b>0</b>	<b>0</b>	<b>0</b>	<b>0</b>	<b>0</b>	<b>0</b>	<b>0</b>

DYLAN COLE (ILB)					TACKLES . . .							INTERCEPTIONS . . .					FUMBLES . . .			SpT
Date	Opp	GP	/	GS	Tot	Solo	Asst	Sk	Yds	QBP	TFL	No	Yds	Lg	TD	PD	FF	FR	Yds	
Sept 12	Ari																			
Sept 19	@ Sea																			
Sept 26	Ind																			
Oct 3	@ NYJ																			
Oct 10	@ Jax																			
Oct 18	Buf			PS																
Oct 24	KC			PS																
Oct 31	@ Ind																			
Nov 7	@ LAR			p	0	0	0	0.0	0.0	0	0	0	0	0	0	0	0	0	0	0
Nov 14	NO			p	0	0	0	0.0	0.0	0	0	0	0	0	0	0	0	0	0	2
Nov 21	Hou			p	4	2	2	0.0	0.0	1	1	0	0	0	0	0	0	0	0	1
Nov 28	@ NE			p	2	0	2	0.0	0.0	0	0	0	0	0	0	1	0	0	0	2
Dec 12	Jax			p	0	0	0	0.0	0.0	0	0	0	0	0	0	0	0	0	0	0
Dec 19	@ Pit			p	0	0	0	0.0	0.0	0	0	0	0	0	0	0	0	0	0	2
Dec 23	SF			p	0	0	0	0.0	0.0	0	0	0	0	0	0	0	0	0	0	1
Jan 2	Mia			p	0	0	0	0.0	0.0	0	0	0	0	0	0	0	0	0	0	1
Jan 9	@ Hou			p	0	0	0	0.0	0.0	0	0	0	0	0	0	0	0	0	0	1
<b>2021 Totals</b>		<b>9</b>	<b>/</b>	<b>0</b>	<b>6</b>	<b>2</b>	<b>4</b>	<b>0.0</b>	<b>0.0</b>	<b>1</b>	<b>1</b>	<b>0</b>	<b>0</b>	<b>0</b>	<b>0</b>	<b>1</b>	<b>0</b>	<b>0</b>	<b>0</b>	<b>10</b>
Jan 22	Cin			p	0	0	0	0.0	0.0	0	0	0	0	0	0	0	0	0	0	0
<b>Playoff Totals:</b>		<b>1</b>	<b>/</b>	<b>0</b>	<b>0</b>	<b>0</b>	<b>0</b>	<b>0.0</b>	<b>0.0</b>	<b>0</b>	<b>0</b>	<b>0</b>	<b>0</b>	<b>0</b>	<b>0</b>	<b>0</b>	<b>0</b>	<b>0</b>	<b>0</b>	<b>0</b>

DANE CRUIKSHANK (S)					TACKLES . . .							INTERCEPTIONS . . .					FUMBLES . . .			SpT
Date	Opp	GP	/	GS	Tot	Solo	Asst	Sk	Yds	QBP	TFL	No	Yds	Lg	TD	PD	FF	FR	Yds	
Sept 12	Ari			p	0	0	0	0.0	0.0	0	0	0	0	0	0	0	0	0	0	0
Sept 19	@ Sea			p	3	2	1	0.0	0.0	0	0	0	0	0	0	0	0	0	0	0
Sept 26	Ind			S	6	4	2	0.0	0.0	1	0	0	0	0	0	1	0	0	0	0
Oct 3	@ NYJ			S	4	3	1	0.0	0.0	0	0	0	0	0	0	0	0	0	0	1
Oct 10	@ Jax			S	7	6	1	0.0	0.0	0	0	0	0	0	0	0	0	0	0	0
Oct 18	Buf			p	0	0	0	0.0	0.0	0	0	0	0	0	0	0	0	0	0	0
Oct 24	KC			S	8	7	1	0.0	0.0	0	0	0	0	0	0	0	0	0	0	0
Oct 31	@ Ind			p	2	1	1	0.0	0.0	0	0	0	0	0	0	0	0	0	0	0
Nov 7	@ LAR			p	0	0	0	0.0	0.0	0	0	0	0	0	0	0	0	0	0	1
Nov 14	NO																			
Nov 21	Hou																			
Nov 28	@ NE																			
Dec 12	Jax			p	0	0	0	0.0	0.0	0	0	0	0	0	0	0	0	0	0	1
Dec 19	@ Pit			p	0	0	0	0.0	0.0	0	0	0	0	0	0	0	0	0	0	1
Dec 23	SF			p	4	2	2	0.0	0.0	0	0	0	0	0	0	0	0	0	0	0
Jan 2	Mia			p	3	2	1	0.0	0.0	0	0	0	0	0	0	0	0	0	0	1
Jan 9	@ Hou			p	1	0	1	0.0	0.0	0	0	0	0	0	0	0	0	0	0	0
<b>2021 Totals</b>		<b>14</b>	<b>/</b>	<b>4</b>	<b>38</b>	<b>27</b>	<b>11</b>	<b>0.0</b>	<b>0.0</b>	<b>1</b>	<b>0</b>	<b>0</b>	<b>0</b>	<b>0</b>	<b>0</b>	<b>1</b>	<b>0</b>	<b>0</b>	<b>0</b>	<b>5</b>
Jan 22	Cin			p	4	3	1	0.0	0.0	0	0	0	0	0	0	0	0	0	0	0
<b>Playoff Totals:</b>		<b>1</b>	<b>/</b>	<b>0</b>	<b>4</b>	<b>3</b>	<b>1</b>	<b>0.0</b>	<b>0.0</b>	<b>0</b>	<b>0</b>	<b>0</b>	<b>0</b>	<b>0</b>	<b>0</b>	<b>0</b>	<b>0</b>	<b>0</b>	<b>0</b>	<b>0</b>

## 2021 TITANS GAME-BY-GAME INDIVIDUAL DEFENSIVE STATISTICS

ZACH CUNNINGHAM (ILB)					TACKLES . . .						INTERCEPTIONS . . .					FUMBLES . . .			SpT		
Date	Opp	GP	/	GS	Tot	Solo	Asst	Sk	Yds	QBP	TFL	No	Yds	Lg	TD	PD	FF	FR		Yds	
Sept 12	Ari																				
Sept 19	@ Sea																				
Sept 26	Ind																				
Oct 3	@ NYJ																				
Oct 10	@ Jax																				
Oct 18	Buf																				
Oct 24	KC																				
Oct 31	@ Ind																				
Nov 7	@ LAR																				
Nov 14	NO																				
Nov 21	Hou																				
Nov 28	@ NE				Claimed off waivers from the Houston Texans on Dec. 9, 2021																
Dec 12	Jax		IA		0	0	0	0.0	0.0	0	0	0	0	0	0	0	0	0	0	0	0
Dec 19	@ Pit		S		6	4	2	0.0	0.0	0	0	0	0	0	0	0	0	0	0	0	0
Dec 23	SF		S		4	4	0	0.0	0.0	0	1	0	0	0	0	0	0	0	0	0	0
Jan 2	Mia		S		6	4	2	0.0	0.0	0	0	0	0	0	0	0	0	0	0	0	0
Jan 9	@ Hou		S		9	6	3	0.0	0.0	0	2	0	0	0	0	0	0	0	0	0	1
<b>2021 Totals</b>		<b>4</b>	<b>/</b>	<b>4</b>	<b>25</b>	<b>18</b>	<b>7</b>	<b>0.0</b>	<b>0.0</b>	<b>0</b>	<b>3</b>	<b>0</b>	<b>0</b>	<b>0</b>	<b>0</b>	<b>0</b>	<b>0</b>	<b>0</b>	<b>0</b>	<b>0</b>	<b>1</b>
Jan 22	Cin		S		10	8	2	0.0	0.0	0	1	0	0	0	0	0	0	0	0	0	0
<b>Playoff Totals:</b>		<b>1</b>	<b>/</b>	<b>1</b>	<b>10</b>	<b>8</b>	<b>2</b>	<b>0.0</b>	<b>0.0</b>	<b>0</b>	<b>1</b>	<b>0</b>	<b>0</b>	<b>0</b>	<b>0</b>	<b>0</b>	<b>0</b>	<b>0</b>	<b>0</b>	<b>0</b>	<b>0</b>

BUD DUPREE (OLB)					TACKLES . . .						INTERCEPTIONS . . .					FUMBLES . . .			SpT		
Date	Opp	GP	/	GS	Tot	Solo	Asst	Sk	Yds	QBP	TFL	No	Yds	Lg	TD	PD	FF	FR		Yds	
Sept 12	Ari		S		1	1	0	0.0	0.0	1	0	0	0	0	0	0	0	0	0	0	0
Sept 19	@ Sea		S		1	1	0	0.0	0.0	2	0	0	0	0	0	0	0	0	0	0	0
Sept 26	Ind		DNP		0	0	0	0.0	0.0	0	0	0	0	0	0	0	0	0	0	0	0
Oct 3	@ NYJ		IA		0	0	0	0.0	0.0	0	0	0	0	0	0	0	0	0	0	0	0
Oct 10	@ Jax		IA		0	0	0	0.0	0.0	0	0	0	0	0	0	0	0	0	0	0	0
Oct 18	Buf		p		2	2	0	0.0	0.0	1	0	0	0	0	0	1	0	0	0	0	0
Oct 24	KC		p		1	1	0	1.0	5.0	2	0	0	0	0	0	0	1	0	0	0	0
Oct 31	@ Ind		p		2	1	1	0.0	0.0	1	0	0	0	0	0	0	0	0	0	0	0
Nov 7	@ LAR		p		0	0	0	0.0	0.0	1	0	0	0	0	0	0	0	0	0	0	0
Nov 14	NO		p		0	0	0	0.0	0.0	0	0	0	0	0	0	0	0	0	0	0	0
Nov 21	Hou				Placed on Injured Reserve on Nov. 20, 2021																
Nov 28	@ NE																				
Dec 12	Jax																				
Dec 19	@ Pit		S		2	1	1	1.0	9.0	2	1	0	0	0	0	0	0	0	0	0	0
Dec 23	SF		S		4	3	1	1.0	9.0	2	1	0	0	0	0	0	0	0	0	0	0
Jan 2	Mia		S		1	1	0	0.0	0.0	1	0	0	0	0	0	0	0	0	0	0	0
Jan 9	@ Hou		S		3	2	1	0.0	0.0	2	0	0	0	0	0	0	0	0	0	0	0
<b>2021 Totals</b>		<b>11</b>	<b>/</b>	<b>6</b>	<b>17</b>	<b>13</b>	<b>4</b>	<b>3.0</b>	<b>23.0</b>	<b>15</b>	<b>2</b>	<b>0</b>	<b>0</b>	<b>0</b>	<b>0</b>	<b>1</b>	<b>1</b>	<b>0</b>	<b>0</b>	<b>0</b>	<b>0</b>
Jan 22	Cin		p		2	2	0	1.0	16.0	2	1	0	0	0	0	0	0	0	0	0	0
<b>Playoff Totals:</b>		<b>1</b>	<b>/</b>	<b>0</b>	<b>2</b>	<b>2</b>	<b>0</b>	<b>1.0</b>	<b>16</b>	<b>2</b>	<b>1</b>	<b>0</b>	<b>0</b>	<b>0</b>	<b>0</b>	<b>0</b>	<b>0</b>	<b>0</b>	<b>0</b>	<b>0</b>	<b>0</b>

NICK DZUBNAR (ILB)					TACKLES . . .						INTERCEPTIONS . . .					FUMBLES . . .			SpT		
Date	Opp	GP	/	GS	Tot	Solo	Asst	Sk	Yds	QBP	TFL	No	Yds	Lg	TD	PD	FF	FR		Yds	
Sept 12	Ari		p		1	0	1	0.0	0.0	0	0	0	0	0	0	0	0	0	0	0	0
Sept 19	@ Sea		p		0	0	0	0.0	0.0	0	0	0	0	0	0	0	0	0	0	0	1
Sept 26	Ind		p		0	0	0	0.0	0.0	0	0	0	0	0	0	0	0	0	0	0	1
Oct 3	@ NYJ		p		0	0	0	0.0	0.0	0	0	0	0	0	0	0	0	0	0	0	1
Oct 10	@ Jax		p		0	0	0	0.0	0.0	0	0	0	0	0	0	0	0	0	0	0	0
Oct 18	Buf		p		0	0	0	0.0	0.0	0	0	0	0	0	0	0	0	0	0	0	1
Oct 24	KC		p		1	1	0	0.0	0.0	0	0	0	0	0	0	0	0	0	0	0	0
Oct 31	@ Ind		p		0	0	0	0.0	0.0	0	0	0	0	0	0	0	0	0	0	0	3
Nov 7	@ LAR		p		1	0	1	0.0	0.0	0	0	0	0	0	0	0	0	0	0	0	0
Nov 14	NO		p		0	0	0	0.0	0.0	0	0	0	0	0	0	0	0	0	0	0	1
Nov 21	Hou		p		0	0	0	0.0	0.0	0	0	0	0	0	0	0	0	0	0	0	0
Nov 28	@ NE		p		0	0	0	0.0	0.0	0	0	0	0	0	0	0	0	0	0	0	1
Dec 12	Jax		p		0	0	0	0.0	0.0	0	0	0	0	0	0	0	0	0	0	0	0
Dec 19	@ Pit		p		1	0	1	0.0	0.0	0	0	0	0	0	0	0	0	0	0	0	1
Dec 23	SF		p		0	0	0	0.0	0.0	0	0	0	0	0	0	0	0	0	0	0	0
Jan 2	Mia		p		0	0	0	0.0	0.0	0	0	0	0	0	0	0	0	0	0	0	0
Jan 9	@ Hou		p		0	0	0	0.0	0.0	0	0	0	0	0	0	0	0	0	0	0	1
<b>2021 Totals</b>		<b>17</b>	<b>/</b>	<b>0</b>	<b>4</b>	<b>1</b>	<b>3</b>	<b>0.0</b>	<b>0.0</b>	<b>0</b>	<b>0</b>	<b>0</b>	<b>0</b>	<b>0</b>	<b>0</b>	<b>0</b>	<b>0</b>	<b>0</b>	<b>0</b>	<b>0</b>	<b>11</b>
Jan 22	Cin		p		0	0	0	0.0	0	0	0	0	0	0	0	0	0	0	0	0	0
<b>Playoff Totals:</b>		<b>1</b>	<b>/</b>	<b>0</b>	<b>0</b>	<b>0</b>	<b>0</b>	<b>0.0</b>	<b>0</b>	<b>0</b>	<b>0</b>	<b>0</b>	<b>0</b>	<b>0</b>	<b>0</b>	<b>0</b>	<b>0</b>	<b>0</b>	<b>0</b>	<b>0</b>	<b>0</b>

## 2021 TITANS GAME-BY-GAME INDIVIDUAL DEFENSIVE STATISTICS

RASHAAN EVANS (ILB)					TACKLES . . .						INTERCEPTIONS . . .					FUMBLES . . .			SpT			
Date	Opp	GP	/	GS	Tot	Solo	Asst	Sk	Yds	QBP	TFL	No	Yds	Lg	TD	PD	FF	FR		Yds		
Sept 12	Ari			S	6	6	0	0.0	0.0	0	0	0	0	0	0	0	0	0	0	0	0	
Sept 19	@ Sea			S	4	1	3	0.0	0.0	0	0	0	0	0	0	0	0	0	0	0	0	
Sept 26	Ind			S	8	4	4	0.0	0.0	0	1	0	0	0	0	0	0	0	0	0	0	
Oct 3	@ NYJ			S	6	6	0	0.0	0.0	0	0	0	0	0	0	0	0	0	0	0	0	
Oct 10	@ Jax			S	1	0	1	0.0	0.0	0	0	0	0	0	0	0	0	0	0	0	0	
Oct 18	Buf			S	8	4	4	0.0	0.0	1	0	0	0	0	0	0	0	0	0	0	0	
Oct 24	KC			S	4	3	1	0.0	0.0	0	0	1	0	0	0	1	0	1	0	0	0	
Oct 31	@ Ind			IA	0	0	0	0.0	0.0	0	0	0	0	0	0	0	0	0	0	0	0	
Nov 7	@ LAR			IA	0	0	0	0.0	0.0	0	0	0	0	0	0	0	0	0	0	0	0	
Nov 14	NO			IA	0	0	0	0.0	0.0	0	0	0	0	0	0	0	0	0	0	0	0	
Nov 21	Hou			IA	0	0	0	0.0	0.0	0	0	0	0	0	0	0	0	0	0	0	0	
Nov 28	@ NE			IA	0	0	0	0.0	0.0	0	0	0	0	0	0	0	0	0	0	0	0	
Dec 12	Jax			S	6	1	5	0.0	0.0	0	1	1	1	1	0	1	0	0	0	0	0	
Dec 19	@ Pit			S	5	3	2	0.0	0.0	0	0	0	0	0	0	0	0	0	0	0	0	
Dec 23	SF			S	7	5	2	0.0	0.0	0	0	0	0	0	0	0	1	0	0	0	0	
Jan 2	Mia			S	1	1	0	0.0	0.0	0	0	0	0	0	0	0	0	0	0	0	0	
Jan 9	@ Hou			p	1	1	0	0.0	0.0	0	1	0	0	0	0	0	0	0	0	0	0	
<b>2021 Totals</b>		<b>12</b>	<b>/</b>	<b>11</b>	<b>57</b>	<b>35</b>	<b>22</b>	<b>0.0</b>	<b>0.0</b>	<b>1</b>	<b>3</b>	<b>2</b>	<b>1</b>	<b>1</b>	<b>0</b>	<b>2</b>	<b>1</b>	<b>1</b>	<b>0</b>	<b>0</b>	<b>0</b>	
Jan 22	Cin			IA	0	0	0	0.0	0.0	0	0	0	0	0	0	0	0	0	0	0	0	0
<b>Playoff Totals:</b>		<b>0</b>	<b>/</b>	<b>0</b>	<b>0</b>	<b>0</b>	<b>0</b>	<b>0.0</b>	<b>0.0</b>	<b>0</b>	<b>0</b>	<b>0</b>	<b>0</b>	<b>0</b>	<b>0</b>	<b>0</b>	<b>0</b>	<b>0</b>	<b>0</b>	<b>0</b>	<b>0</b>	

CALEB FARLEY (CB)					TACKLES . . .						INTERCEPTIONS . . .					FUMBLES . . .			SpT			
Date	Opp	GP	/	GS	Tot	Solo	Asst	Sk	Yds	QBP	TFL	No	Yds	Lg	TD	PD	FF	FR		Yds		
Sept 12	Ari			p	0	0	0	0.0	0.0	0	0	0	0	0	0	0	0	0	0	0	0	
Sept 19	@ Sea			IA	0	0	0	0.0	0.0	0	0	0	0	0	0	0	0	0	0	0	0	
Sept 26	Ind			IA	0	0	0	0.0	0.0	0	0	0	0	0	0	0	0	0	0	0	0	
Oct 3	@ NYJ			IA	0	0	0	0.0	0.0	0	0	0	0	0	0	0	0	0	0	0	0	
Oct 10	@ Jax			p	2	2	0	0.0	0.0	0	0	0	0	0	0	1	0	0	0	0	0	
Oct 18	Buf			S	2	2	0	0.0	0.0	0	0	0	0	0	0	0	0	0	0	0	0	
Oct 24	KC																					
Oct 31	@ Ind																					
Nov 7	@ LAR																					
Nov 14	NO																					
Nov 21	Hou																					
Nov 28	@ NE																					
Dec 12	Jax																					
Dec 19	@ Pit																					
Dec 23	SF																					
Jan 2	Mia																					
Jan 9	@ Hou																					
<b>2021 Totals</b>		<b>3</b>	<b>/</b>	<b>1</b>	<b>4</b>	<b>4</b>	<b>0</b>	<b>0.0</b>	<b>0.0</b>	<b>0</b>	<b>0</b>	<b>0</b>	<b>0</b>	<b>0</b>	<b>0</b>	<b>1</b>	<b>0</b>	<b>0</b>	<b>0</b>	<b>0</b>	<b>0</b>	
Jan 22	Cin																					
<b>Playoff Totals:</b>		<b>0</b>	<b>/</b>	<b>0</b>	<b>0</b>	<b>0</b>	<b>0</b>	<b>0.0</b>	<b>0.0</b>	<b>0</b>	<b>0</b>	<b>0</b>	<b>0</b>	<b>0</b>	<b>0</b>	<b>0</b>	<b>0</b>	<b>0</b>	<b>0</b>	<b>0</b>	<b>0</b>	

Placed on Injured Reserve on Oct. 19, 2021

MATTHIAS FARLEY (S)					TACKLES . . .						INTERCEPTIONS . . .					FUMBLES . . .			SpT			
Date	Opp	GP	/	GS	Tot	Solo	Asst	Sk	Yds	QBP	TFL	No	Yds	Lg	TD	PD	FF	FR		Yds		
Sept 12	Ari			p	0	0	0	0.0	0.0	0	0	0	0	0	0	0	0	0	0	0	0	
Sept 19	@ Sea			p	0	0	0	0.0	0.0	0	0	0	0	0	0	0	0	0	0	0	0	
Sept 26	Ind			p	0	0	0	0.0	0.0	0	0	0	0	0	0	0	0	0	0	0	1	
Oct 3	@ NYJ			p	0	0	0	0.0	0.0	0	0	0	0	0	0	0	0	0	0	0	1	
Oct 10	@ Jax			p	0	0	0	0.0	0.0	0	0	0	0	0	0	0	0	0	0	0	0	
Oct 18	Buf			p	0	0	0	0.0	0.0	0	0	0	0	0	0	0	0	0	0	0	0	
Oct 24	KC			p	3	2	1	0.0	0.0	0	0	0	0	0	0	0	1	1	0	0	0	
Oct 31	@ Ind			p	0	0	0	0.0	0.0	0	0	0	0	0	0	0	0	0	0	0	0	
Nov 7	@ LAR			p	0	0	0	0.0	0.0	0	0	0	0	0	0	0	0	0	0	0	0	
Nov 14	NO			p	0	0	0	0.0	0.0	0	0	0	0	0	0	0	0	0	0	0	4	
Nov 21	Hou			p	0	0	0	0.0	0.0	0	0	0	0	0	0	0	0	0	0	0	0	
Nov 28	@ NE			p	0	0	0	0.0	0.0	0	0	0	0	0	0	0	0	0	0	0	2	
Dec 12	Jax			p	1	1	0	0.0	0.0	0	0	0	0	0	0	0	0	0	0	0	0	
Dec 19	@ Pit			p	0	0	0	0.0	0.0	0	0	0	0	0	0	0	0	0	0	0	1	
Dec 23	SF			p	0	0	0	0.0	0.0	0	0	0	0	0	0	0	0	0	0	0	0	
Jan 2	Mia			p	1	1	0	0.0	0.0	0	0	0	0	0	0	0	0	0	0	0	0	
Jan 9	@ Hou			p	0	0	0	0.0	0.0	0	0	0	0	0	0	0	0	0	0	0	2	
<b>2021 Totals</b>		<b>17</b>	<b>/</b>	<b>0</b>	<b>5</b>	<b>4</b>	<b>1</b>	<b>0.0</b>	<b>0.0</b>	<b>0</b>	<b>0</b>	<b>0</b>	<b>0</b>	<b>0</b>	<b>0</b>	<b>0</b>	<b>1</b>	<b>1</b>	<b>0</b>	<b>11</b>	<b>11</b>	
Jan 22	Cin			p	0	0	0	0.0	0.0	0	0	0	0	0	0	0	0	0	0	0	0	1
<b>Playoff Totals:</b>		<b>1</b>	<b>/</b>	<b>0</b>	<b>0</b>	<b>0</b>	<b>0</b>	<b>0.0</b>	<b>0.0</b>	<b>0</b>	<b>0</b>	<b>0</b>	<b>0</b>	<b>0</b>	<b>0</b>	<b>0</b>	<b>0</b>	<b>0</b>	<b>0</b>	<b>0</b>	<b>1</b>	

## 2021 TITANS GAME-BY-GAME INDIVIDUAL DEFENSIVE STATISTICS

KRISTIAN FULTON (CB)					TACKLES . . .							INTERCEPTIONS . . .					FUMBLES . . .			SpT
Date	Opp	GP	/	GS	Tot	Solo	Asst	Sk	Yds	QBP	TFL	No	Yds	Lg	TD	PD	FF	FR	Yds	SpT
Sept 12	Ari			S	3	3	0	0.0	0.0	0	0	0	0	0	0	2	0	0	0	0
Sept 19	@ Sea			S	1	1	0	0.0	0.0	0	0	0	0	0	0	1	0	0	0	0
Sept 26	Ind			S	4	2	2	0.0	0.0	0	0	0	0	0	0	1	0	0	0	0
Oct 3	@ NYJ			S	3	3	0	0.0	0.0	0	0	1	13	13	0	1	0	0	0	0
Oct 10	@ Jax			S	5	4	1	0.0	0.0	0	0	0	0	0	0	1	0	0	0	0
Oct 18	Buf	Placed on Injured Reserve on Oct. 18, 2021																		
Oct 24	KC																			
Oct 31	@ Ind																			
Nov 7	@ LAR																			
Nov 14	NO			S	2	1	1	0.0	0.0	0	0	0	0	0	0	2	0	0	0	0
Nov 21	Hou			S	3	1	2	0.0	0.0	0	0	0	0	0	0	0	0	0	0	0
Nov 28	@ NE			S	4	3	1	0.0	0.0	0	0	0	0	0	0	1	0	0	0	0
Dec 12	Jax			S	4	3	1	0.0	0.0	0	0	1	0	0	0	2	0	0	0	0
Dec 19	@ Pit			S	3	3	0	0.0	0.0	0	0	0	0	0	0	0	0	0	0	0
Dec 23	SF			S	2	1	1	0.0	0.0	0	0	0	0	0	0	1	0	0	0	0
Jan 2	Mia			S	3	3	0	0.0	0.0	0	0	0	0	0	0	2	0	0	0	0
Jan 9	@ Hou			S	3	2	1	0.0	0.0	0	0	0	0	0	0	0	0	0	0	0
<b>2021 Totals</b>		<b>13</b>	<b>/</b>	<b>13</b>	<b>40</b>	<b>30</b>	<b>10</b>	<b>0.0</b>	<b>0.0</b>	<b>0</b>	<b>0</b>	<b>2</b>	<b>13</b>	<b>13</b>	<b>0</b>	<b>14</b>	<b>0</b>	<b>0</b>	<b>0</b>	<b>0</b>
Jan 22	Cin			S	6	4	2	0.0	0.0	0	0	0	0	0	0	0	0	0	0	0
<b>Playoff Totals:</b>		<b>1</b>	<b>/</b>	<b>1</b>	<b>6</b>	<b>4</b>	<b>2</b>	<b>0.0</b>	<b>0.0</b>	<b>0</b>	<b>0</b>	<b>0</b>	<b>0</b>	<b>0</b>	<b>0</b>	<b>0</b>	<b>0</b>	<b>0</b>	<b>0</b>	<b>0</b>

AMANI HOOKER (S)					TACKLES . . .							INTERCEPTIONS . . .					FUMBLES . . .			SpT
Date	Opp	GP	/	GS	Tot	Solo	Asst	Sk	Yds	QBP	TFL	No	Yds	Lg	TD	PD	FF	FR	Yds	SpT
Sept 12	Ari			S	6	6	0	0.0	0.0	0	0	0	0	0	0	0	0	0	0	0
Sept 19	@ Sea	Placed on Injured Reserve on Sept. 15, 2021																		
Sept 26	Ind																			
Oct 3	@ NYJ																			
Oct 10	@ Jax																			
Oct 18	Buf			S	9	6	3	0.0	0.0	0	0	0	0	0	0	0	1	0	0	0
Oct 24	KC			IA	0	0	0	0.0	0.0	0	0	0	0	0	0	0	0	0	0	0
Oct 31	@ Ind			S	4	2	2	0.0	0.0	0	0	0	0	0	0	1	0	0	0	0
Nov 7	@ LAR			S	12	8	4	0.0	0.0	0	0	0	0	0	0	0	0	0	0	0
Nov 14	NO			S	4	2	2	0.0	0.0	0	0	0	0	0	0	0	0	0	0	0
Nov 21	Hou			S	4	1	3	0.0	0.0	0	0	0	0	0	0	0	0	0	0	0
Nov 28	@ NE			S	5	3	2	0.0	0.0	0	0	0	0	0	0	0	0	0	0	0
Dec 12	Jax			S	2	2	0	0.0	0.0	0	0	0	0	0	0	1	0	0	0	0
Dec 19	@ Pit			S	2	1	1	0.0	0.0	0	0	0	0	0	0	0	0	0	0	0
Dec 23	SF			S	6	2	4	0.0	0.0	0	0	1	21	21	0	1	0	0	0	0
Jan 2	Mia			S	6	3	3	0.0	0.0	0	0	0	0	0	0	1	0	0	0	0
Jan 9	@ Hou			S	2	2	0	0.0	0.0	0	1	0	0	0	0	0	0	0	0	0
<b>2021 Totals</b>		<b>12</b>	<b>/</b>	<b>12</b>	<b>62</b>	<b>38</b>	<b>24</b>	<b>0.0</b>	<b>0.0</b>	<b>0</b>	<b>1</b>	<b>1</b>	<b>21</b>	<b>21</b>	<b>0</b>	<b>4</b>	<b>1</b>	<b>0</b>	<b>0</b>	<b>0</b>
Jan 22	Cin			S	7	4	3	0.0	0.0	0	0	1	15	15	0	2	0	0	0	1
<b>Playoff Totals:</b>		<b>1</b>	<b>/</b>	<b>1</b>	<b>7</b>	<b>4</b>	<b>3</b>	<b>0.0</b>	<b>0.0</b>	<b>0</b>	<b>0</b>	<b>1</b>	<b>15</b>	<b>15</b>	<b>0</b>	<b>2</b>	<b>0</b>	<b>0</b>	<b>0</b>	<b>1</b>

CHRIS JACKSON (DB)					TACKLES . . .							INTERCEPTIONS . . .					FUMBLES . . .			SpT
Date	Opp	GP	/	GS	Tot	Solo	Asst	Sk	Yds	QBP	TFL	No	Yds	Lg	TD	PD	FF	FR	Yds	SpT
Sept 12	Ari			IA	0	0	0	0.0	0.0	0	0	0	0	0	0	0	0	0	0	0
Sept 19	@ Sea			p	6	5	1	0.0	0.0	0	0	0	0	0	0	0	0	0	0	0
Sept 26	Ind			S	2	2	0	0.0	0.0	0	0	0	0	0	0	0	0	0	0	0
Oct 3	@ NYJ			p	2	2	0	0.0	0.0	0	0	0	0	0	0	0	0	0	0	0
Oct 10	@ Jax			p	1	1	0	0.0	0.0	1	1	0	0	0	0	1	0	0	0	0
Oct 18	Buf			p	5	5	0	0.0	0.0	0	0	0	0	0	0	1	0	0	0	0
Oct 24	KC			IA	0	0	0	0.0	0.0	0	0	0	0	0	0	0	0	0	0	0
Oct 31	@ Ind			p	3	2	1	0.0	0.0	1	0	0	0	0	0	1	0	0	0	0
Nov 7	@ LAR			S	7	5	2	0.0	0.0	0	0	0	0	0	0	1	0	0	0	0
Nov 14	NO			p	2	2	0	0.0	0.0	0	0	0	0	0	0	0	0	0	0	0
Nov 21	Hou			S	3	3	0	0.0	0.0	0	0	0	0	0	0	0	0	0	0	0
Nov 28	@ NE	Placed on Injured Reserve on Nov. 23, 2021																		
Dec 12	Jax																			
Dec 19	@ Pit																			
Dec 23	SF			p	0	0	0	0.0	0.0	0	0	0	0	0	0	0	0	0	0	0
Jan 2	Mia			p	0	0	0	0.0	0.0	0	0	0	0	0	0	0	0	0	0	1
Jan 9	@ Hou			p	2	1	1	0.0	0.0	0	0	0	0	0	0	0	0	0	0	0
<b>2021 Totals</b>		<b>12</b>	<b>/</b>	<b>3</b>	<b>33</b>	<b>28</b>	<b>5</b>	<b>0.0</b>	<b>0.0</b>	<b>2</b>	<b>1</b>	<b>0</b>	<b>0</b>	<b>0</b>	<b>0</b>	<b>4</b>	<b>0</b>	<b>0</b>	<b>0</b>	<b>1</b>
Jan 22	Cin			p	1	1	0	0.0	0.0	0	0	0	0	0	0	0	0	0	0	1
<b>Playoff Totals:</b>		<b>1</b>	<b>/</b>	<b>0</b>	<b>1</b>	<b>1</b>	<b>0</b>	<b>0.0</b>	<b>0.0</b>	<b>0</b>	<b>0</b>	<b>0</b>	<b>0</b>	<b>0</b>	<b>0</b>	<b>0</b>	<b>0</b>	<b>0</b>	<b>0</b>	<b>1</b>



## 2021 TITANS GAME-BY-GAME INDIVIDUAL DEFENSIVE STATISTICS

JACKRABBIT JENKINS (CB)					TACKLES . . .							INTERCEPTIONS . . .					FUMBLES . . .			SpT	
Date	Opp	GP	/	GS	Tot	Solo	Asst	Sk	Yds	QBP	TFL	No	Yds	Lg	TD	PD	FF	FR	Yds		
Sept 12	Ari			S	8	8	0	0.0	0.0	0	0	0	0	0	0	0	0	0	0	0	0
Sept 19	@ Sea			S	6	4	2	0.0	0.0	0	0	0	0	0	0	1	0	0	0	0	0
Sept 26	Ind			S	4	2	2	0.0	0.0	0	0	0	0	0	0	1	0	0	0	0	0
Oct 3	@ NYJ			S	3	3	0	0.0	0.0	0	0	0	0	0	0	0	1	0	0	0	0
Oct 10	@ Jax			S	3	2	1	0.0	0.0	0	0	0	0	0	0	0	0	0	0	0	0
Oct 18	Buf			S	3	3	0	0.0	0.0	0	0	0	0	0	0	0	0	0	0	0	0
Oct 24	KC			S	3	3	0	0.0	0.0	0	0	0	0	0	0	0	0	0	0	0	0
Oct 31	@ Ind			S	4	3	1	0.0	0.0	0	0	0	0	0	0	0	0	0	0	0	0
Nov 7	@ LAR			S	5	1	4	0.0	0.0	0	0	0	0	0	0	1	0	0	0	0	0
Nov 14	NO			S	4	2	2	0.0	0.0	0	0	0	0	0	0	1	0	0	0	0	0
Nov 21	Hou			IA	0	0	0	0.0	0.0	0	0	0	0	0	0	0	0	0	0	0	0
Nov 28	@ NE			S	4	2	2	0.0	0.0	0	0	0	0	0	0	0	0	0	0	0	0
Dec 12	Jax			IA	0	0	0	0.0	0.0	0	0	0	0	0	0	0	0	0	0	0	0
Dec 19	@ Pit			IA	0	0	0	0.0	0.0	0	0	0	0	0	0	0	0	0	0	0	0
Dec 23	SF			p	1	0	1	0.0	0.0	0	0	1	0	0	0	1	0	0	0	0	0
Jan 2	Mia			S	4	4	0	0.0	0.0	0	0	0	0	0	0	1	0	0	0	0	0
Jan 9	@ Hou			S	3	2	1	0.0	0.0	0	0	0	0	0	0	0	0	0	0	0	0
<b>2021 Totals</b>		<b>14</b>	<b>/</b>	<b>13</b>	<b>55</b>	<b>39</b>	<b>16</b>	<b>0.0</b>	<b>0.0</b>	<b>0</b>	<b>0</b>	<b>1</b>	<b>0</b>	<b>0</b>	<b>0</b>	<b>6</b>	<b>1</b>	<b>0</b>	<b>0</b>	<b>0</b>	<b>0</b>
Jan 22	Cin			S	2	1	1	0.0	0.0	0	0	0	0	0	0	1	0	0	0	0	0
<b>Playoff Totals:</b>		<b>1</b>	<b>/</b>	<b>1</b>	<b>2</b>	<b>1</b>	<b>1</b>	<b>0.0</b>	<b>0.0</b>	<b>0</b>	<b>0</b>	<b>0</b>	<b>0</b>	<b>0</b>	<b>0</b>	<b>1</b>	<b>0</b>	<b>0</b>	<b>0</b>	<b>0</b>	<b>0</b>

CHRIS JONES (CB)					TACKLES . . .							INTERCEPTIONS . . .					FUMBLES . . .			SpT		
Date	Opp	GP	/	GS	Tot	Solo	Asst	Sk	Yds	QBP	TFL	No	Yds	Lg	TD	PD	FF	FR	Yds			
Sept 12	Ari			PS	0	0	0	0.0	0.0	0	0	0	0	0	0	0	0	0	0	0	0	
Sept 19	@ Sea			PS	0	0	0	0.0	0.0	0	0	0	0	0	0	0	0	0	0	0	0	
Sept 26	Ind			PS	0	0	0	0.0	0.0	0	0	0	0	0	0	0	0	0	0	0	0	
Oct 3	@ NYJ			PS	0	0	0	0.0	0.0	0	0	0	0	0	0	0	0	0	0	0	0	
Oct 10	@ Jax			PS	0	0	0	0.0	0.0	0	0	0	0	0	0	0	0	0	0	0	0	
Oct 18	Buf			PS	0	0	0	0.0	0.0	0	0	0	0	0	0	0	0	0	0	0	0	
Oct 24	KC			p	1	1	0	0.0	0.0	0	0	0	0	0	0	0	0	0	0	0	0	
Oct 31	@ Ind			PS	0	0	0	0.0	0.0	0	0	0	0	0	0	0	0	0	0	0	0	
Nov 7	@ LAR			p	1	1	0	0.0	0.0	0	0	0	0	0	0	0	0	0	0	0	0	
Nov 14	NO			p	0	0	0	0.0	0.0	0	0	0	0	0	0	0	0	0	0	0	1	
Nov 21	Hou			p	1	1	0	0.0	0.0	0	0	0	0	0	0	1	0	0	0	0	0	
Nov 28	@ NE			p	1	1	0	0.0	0.0	0	0	0	0	0	0	0	0	0	0	0	0	
Dec 12	Jax			p	2	1	1	0.0	0.0	0	0	0	0	0	0	0	0	0	0	0	0	
Dec 19	@ Pit			p	0	0	0	0.0	0.0	0	0	0	0	0	0	0	0	0	0	0	0	
Dec 23	SF			IA	0	0	0	0.0	0.0	0	0	0	0	0	0	0	0	0	0	0	0	
Jan 2	Mia			IA	0	0	0	0.0	0.0	0	0	0	0	0	0	0	0	0	0	0	0	
Jan 9	@ Hou			PS	0	0	0	0.0	0.0	0	0	0	0	0	0	0	0	0	0	0	0	
<b>2021 Totals</b>		<b>7</b>	<b>/</b>	<b>0</b>	<b>6</b>	<b>5</b>	<b>1</b>	<b>0.0</b>	<b>0.0</b>	<b>0</b>	<b>0</b>	<b>0</b>	<b>0</b>	<b>0</b>	<b>0</b>	<b>1</b>	<b>0</b>	<b>0</b>	<b>0</b>	<b>0</b>	<b>1</b>	
Jan 22	Cin			DNP	0	0	0	0.0	0.0	0	0	0	0	0	0	0	0	0	0	0	0	0
<b>Playoff Totals:</b>		<b>0</b>	<b>/</b>	<b>0</b>	<b>0</b>	<b>0</b>	<b>0</b>	<b>0.0</b>	<b>0.0</b>	<b>0</b>	<b>0</b>	<b>0</b>	<b>0</b>	<b>0</b>	<b>0</b>	<b>0</b>	<b>0</b>	<b>0</b>	<b>0</b>	<b>0</b>	<b>0</b>	

JOE JONES (LB)					TACKLES . . .							INTERCEPTIONS . . .					FUMBLES . . .			SpT		
Date	Opp	GP	/	GS	Tot	Solo	Asst	Sk	Yds	QBP	TFL	No	Yds	Lg	TD	PD	FF	FR	Yds			
Sept 12	Ari																					
Sept 19	@ Sea			PS	0	0	0	0.0	0.0	0	0	0	0	0	0	0	0	0	0	0	0	
Sept 26	Ind			PS	0	0	0	0.0	0.0	0	0	0	0	0	0	0	0	0	0	0	0	
Oct 3	@ NYJ			PS	0	0	0	0.0	0.0	0	0	0	0	0	0	0	0	0	0	0	0	
Oct 10	@ Jax			p	0	0	0	0.0	0.0	1	0	0	0	0	0	0	0	0	0	0	3	
Oct 18	Buf			p	0	0	0	0.0	0.0	0	0	0	0	0	0	0	0	0	0	0	0	
Oct 24	KC			p	0	0	0	0.0	0.0	0	0	0	0	0	0	0	0	0	0	0	0	
Oct 31	@ Ind			p	0	0	0	0.0	0.0	0	0	0	0	0	0	0	0	0	0	0	2	
Nov 7	@ LAR			p	0	0	0	0.0	0.0	0	0	0	0	0	0	0	0	0	0	0	0	
Nov 14	NO			p	0	0	0	0.0	0.0	1	0	0	0	0	0	0	0	0	0	0	0	
Nov 21	Hou			p	0	0	0	0.0	0.0	0	0	0	0	0	0	0	0	0	0	0	0	
Nov 28	@ NE			R/C	0	0	0	0.0	0.0	0	0	0	0	0	0	0	0	0	0	0	0	
Dec 12	Jax			p	0	0	0	0.0	0.0	0	0	0	0	0	0	0	0	0	0	0	0	
Dec 19	@ Pit			IA	0	0	0	0.0	0.0	0	0	0	0	0	0	0	0	0	0	0	0	
Dec 23	SF			IA	0	0	0	0.0	0.0	0	0	0	0	0	0	0	0	0	0	0	0	
Jan 2	Mia			p	1	0	1	0.0	0.0	0	0	0	0	0	0	0	0	0	0	0	0	
Jan 9	@ Hou			PS	0	0	0	0.0	0.0	0	0	0	0	0	0	0	0	0	0	0	0	
<b>2021 Totals</b>		<b>9</b>	<b>/</b>	<b>0</b>	<b>1</b>	<b>0</b>	<b>1</b>	<b>0.0</b>	<b>0.0</b>	<b>2</b>	<b>0</b>	<b>0</b>	<b>0</b>	<b>0</b>	<b>0</b>	<b>0</b>	<b>0</b>	<b>0</b>	<b>0</b>	<b>0</b>	<b>5</b>	
Jan 22	Cin			PS	0	0	0	0.0	0.0	0	0	0	0	0	0	0	0	0	0	0	0	0
<b>Playoff Totals:</b>		<b>0</b>	<b>/</b>	<b>0</b>	<b>0</b>	<b>0</b>	<b>0</b>	<b>0.0</b>	<b>0.0</b>	<b>0</b>	<b>0</b>	<b>0</b>	<b>0</b>	<b>0</b>	<b>0</b>	<b>0</b>	<b>0</b>	<b>0</b>	<b>0</b>	<b>0</b>	<b>0</b>	

## 2021 TITANS GAME-BY-GAME INDIVIDUAL DEFENSIVE STATISTICS

NAQUAN JONES (DT)					TACKLES . . .						INTERCEPTIONS . . .					FUMBLES . . .			SpT		
Date	Opp	GP	/	GS	Tot	Solo	Asst	Sk	Yds	QBP	TFL	No	Yds	Lg	TD	PD	FF	FR	Yds	SpT	
Sept 12	Ari			PS	0	0	0	0.0	0.0	0	0	0	0	0	0	0	0	0	0	0	0
Sept 19	@ Sea			PS	0	0	0	0.0	0.0	0	0	0	0	0	0	0	0	0	0	0	0
Sept 26	Ind			IA	0	0	0	0.0	0.0	0	0	0	0	0	0	0	0	0	0	0	0
Oct 3	@ NYJ			p	0	0	0	0.0	0.0	0	0	0	0	0	0	0	0	0	0	0	0
Oct 10	@ Jax			p	0	0	0	0.0	0.0	0	0	0	0	0	0	0	0	0	0	0	0
Oct 18	Buf			p	3	3	0	0.0	0.0	0	0	0	0	0	0	0	0	0	0	0	0
Oct 24	KC			p	3	0	3	0.0	0.0	0	0	0	0	0	0	0	0	0	0	0	0
Oct 31	@ Ind			p	3	3	0	0.0	0.0	0	0	0	0	0	0	0	0	0	0	0	0
Nov 7	@ LAR			p	2	1	1	0.0	0.0	0	0	0	0	0	0	0	0	0	0	0	0
Nov 14	NO			S	1	1	0	1.0	7.0	1	1	0	0	0	0	0	0	0	0	0	0
Nov 21	Hou			p	3	2	1	0.0	0.0	0	1	0	0	0	0	0	0	0	0	0	0
Nov 28	@ NE			p	1	0	1	0.5	5.0	1	0	0	0	0	0	0	0	0	0	0	0
Dec 12	Jax			S	2	0	2	0.0	0.0	0	0	0	0	0	0	0	0	0	0	0	0
Dec 19	@ Pit			S	4	3	1	1.0	5.0	1	2	0	0	0	0	0	0	0	0	0	0
Dec 23	SF			S	5	3	2	0.0	0.0	1	0	0	0	0	0	1	0	0	0	0	0
Jan 2	Mia			S	2	2	0	0.0	0.0	0	0	0	0	0	0	1	0	0	0	0	0
Jan 9	@ Hou			IA	0	0	0	0.0	0.0	0	0	0	0	0	0	0	0	0	0	0	0
<b>2021 Totals</b>		<b>13</b>	<b>/</b>	<b>5</b>	<b>29</b>	<b>18</b>	<b>11</b>	<b>2.5</b>	<b>17.0</b>	<b>4</b>	<b>4</b>	<b>0</b>	<b>0</b>	<b>0</b>	<b>0</b>	<b>2</b>	<b>0</b>	<b>0</b>	<b>0</b>	<b>0</b>	<b>0</b>
Jan 22	Cin			S	2	0	2	0.5	1.5	2	0	0	0	0	0	0	0	0	0	0	0
<b>Playoff Totals:</b>		<b>1</b>	<b>/</b>	<b>1</b>	<b>2</b>	<b>0</b>	<b>2</b>	<b>0.5</b>	<b>1.5</b>	<b>2</b>	<b>0</b>	<b>0</b>	<b>0</b>	<b>0</b>	<b>0</b>	<b>0</b>	<b>0</b>	<b>0</b>	<b>0</b>	<b>0</b>	<b>0</b>

HAROLD LANDRY III (OLB)					TACKLES . . .						INTERCEPTIONS . . .					FUMBLES . . .			SpT		
Date	Opp	GP	/	GS	Tot	Solo	Asst	Sk	Yds	QBP	TFL	No	Yds	Lg	TD	PD	FF	FR	Yds	SpT	
Sept 12	Ari			S	3	3	0	1.0	2.0	5	1	0	0	0	0	0	0	0	0	0	0
Sept 19	@ Sea			S	7	4	3	0.0	0.0	1	0	0	0	0	0	0	0	0	0	0	0
Sept 26	Ind			S	4	1	3	0.5	5.0	12	0	0	0	0	0	0	0	0	0	0	0
Oct 3	@ NYJ			S	7	5	2	1.0	8.0	5	3	0	0	0	0	0	0	0	0	0	0
Oct 10	@ Jax			S	7	6	1	2.0	17.0	3	2	0	0	0	0	0	0	0	0	0	0
Oct 18	Buf			S	8	5	3	2.0	11.0	2	1	0	0	0	0	0	0	0	0	0	0
Oct 24	KC			S	1	1	0	1.0	8.0	3	1	0	0	0	0	0	0	0	0	0	0
Oct 31	@ Ind			S	5	4	1	1.0	7.0	4	1	0	0	0	0	0	1	0	0	0	0
Nov 7	@ LAR			S	5	3	2	0.5	3.0	4	0	0	0	0	0	0	0	0	0	0	0
Nov 14	NO			S	5	4	1	1.0	3.0	1	1	0	0	0	0	0	0	0	0	0	0
Nov 21	Hou			S	5	5	0	0.0	0.0	1	2	0	0	0	0	0	0	0	0	0	0
Nov 28	@ NE			S	3	2	1	0.0	0.0	0	0	0	0	0	0	0	0	0	0	0	0
Dec 12	Jax			S	3	2	1	1.0	8.0	2	1	0	0	0	0	0	0	0	0	0	0
Dec 19	@ Pit			S	2	2	0	0.0	0.0	1	0	0	0	0	0	0	0	0	0	0	0
Dec 23	SF			S	3	1	2	0.0	0.0	1	0	0	0	0	0	0	0	0	0	0	0
Jan 2	Mia			S	3	1	2	1.0	8.0	2	1	0	0	0	0	0	0	0	0	0	0
Jan 9	@ Hou			S	4	3	1	0.0	0.0	2	0	0	0	0	0	0	0	0	0	0	0
<b>2021 Totals</b>		<b>17</b>	<b>/</b>	<b>17</b>	<b>75</b>	<b>52</b>	<b>23</b>	<b>12.0</b>	<b>80.0</b>	<b>49</b>	<b>14</b>	<b>0</b>	<b>0</b>	<b>0</b>	<b>0</b>	<b>0</b>	<b>1</b>	<b>0</b>	<b>0</b>	<b>0</b>	
Jan 22	Cin			S	6	3	3	1.5	11.5	5	1	0	0	0	0	0	0	0	0	0	0
<b>Playoff Totals:</b>		<b>1</b>	<b>/</b>	<b>1</b>	<b>6</b>	<b>3</b>	<b>3</b>	<b>1.5</b>	<b>11.5</b>	<b>5</b>	<b>1</b>	<b>0</b>	<b>0</b>	<b>0</b>	<b>0</b>	<b>0</b>	<b>0</b>	<b>0</b>	<b>0</b>	<b>0</b>	<b>0</b>

DAVID LONG JR. (ILB)					TACKLES . . .						INTERCEPTIONS . . .					FUMBLES . . .			SpT		
Date	Opp	GP	/	GS	Tot	Solo	Asst	Sk	Yds	QBP	TFL	No	Yds	Lg	TD	PD	FF	FR	Yds	SpT	
Sept 12	Ari			IA	0	0	0	0.0	0.0	0	0	0	0	0	0	0	0	0	0	0	0
Sept 19	@ Sea			S	6	2	4	0.0	0.0	0	1	0	0	0	0	0	0	0	0	0	0
Sept 26	Ind			S	8	5	3	0.0	0.0	2	1	0	0	0	0	0	0	0	0	0	0
Oct 3	@ NYJ			S	3	2	1	0.0	0.0	0	0	0	0	0	0	0	0	0	0	0	0
Oct 10	@ Jax			S	12	10	2	0.0	0.0	0	1	0	0	0	0	0	0	0	0	0	0
Oct 18	Buf			S	14	9	5	0.0	0.0	0	0	0	0	0	0	0	0	0	0	0	0
Oct 24	KC			S	8	6	2	0.0	0.0	0	1	0	0	0	0	2	0	0	0	0	0
Oct 31	@ Ind			S	9	6	3	0.0	0.0	2	0	0	0	0	0	1	0	0	0	0	0
Nov 7	@ LAR			S	6	2	4	0.0	0.0	2	0	1	6	6	0	2	0	0	0	0	0
Nov 14	NO			IA	0	0	0	0.0	0.0	0	0	0	0	0	0	0	0	0	0	0	0
Nov 21	Hou			IA	0	0	0	0.0	0.0	0	0	0	0	0	0	0	0	0	0	0	0
Nov 28	@ NE			IA	0	0	0	0.0	0.0	0	0	0	0	0	0	0	0	0	0	0	0
Dec 12	Jax			IA	0	0	0	0.0	0.0	0	0	0	0	0	0	0	0	0	0	0	0
Dec 19	@ Pit			IA	0	0	0	0.0	0.0	0	0	0	0	0	0	0	0	0	0	0	0
Dec 23	SF			IA	0	0	0	0.0	0.0	0	0	0	0	0	0	0	0	0	0	0	0
Jan 2	Mia			p	4	2	2	0.0	0.0	0	0	1	0	0	0	1	0	0	0	0	0
Jan 9	@ Hou			S	5	2	3	0.0	0.0	0	0	0	0	0	0	0	0	0	0	0	0
<b>2021 Totals</b>		<b>10</b>	<b>/</b>	<b>9</b>	<b>75</b>	<b>46</b>	<b>29</b>	<b>0.0</b>	<b>0.0</b>	<b>6</b>	<b>4</b>	<b>2</b>	<b>6</b>	<b>6</b>	<b>0</b>	<b>6</b>	<b>0</b>	<b>0</b>	<b>0</b>	<b>0</b>	<b>0</b>
Jan 22	Cin			S	8	6	2	1.0	0.0	1	1	0	0	0	0	0	0	0	0	0	0
<b>Playoff Totals:</b>		<b>1</b>	<b>/</b>	<b>1</b>	<b>8</b>	<b>6</b>	<b>2</b>	<b>1.0</b>	<b>0.0</b>	<b>1</b>	<b>1</b>	<b>0</b>	<b>0</b>	<b>0</b>	<b>0</b>	<b>0</b>	<b>0</b>	<b>0</b>	<b>0</b>	<b>0</b>	<b>0</b>

## 2021 TITANS GAME-BY-GAME INDIVIDUAL DEFENSIVE STATISTICS

GREG MABIN (CB)					TACKLES . . .							INTERCEPTIONS . . .					FUMBLES . . .			SpT	
Date	Opp	GP	/	GS	Tot	Solo	Asst	Sk	Yds	QBP	TFL	No	Yds	Lg	TD	PD	FF	FR	Yds		
Sept 12	Ari																				
Sept 19	@ Sea																				
Sept 26	Ind																				
Oct 3	@ NYJ																				
Oct 10	@ Jax																				
Oct 18	Buf				Signed to the Titans active roster from the Arizona Cardinals practice squad on Oct. 20, 2021																
Oct 24	KC		S		3	3	0	0.0	0.0	0	0	0	0	0	0	0	0	0	0	0	0
Oct 31	@ Ind		S		5	4	1	0.0	0.0	0	0	0	0	0	0	0	0	0	0	0	0
Nov 7	@ LAR		IA		0	0	0	0.0	0.0	0	0	0	0	0	0	0	0	0	0	0	0
Nov 14	NO		IA		0	0	0	0.0	0.0	0	0	0	0	0	0	0	0	0	0	0	0
Nov 21	Hou		IA		0	0	0	0.0	0.0	0	0	0	0	0	0	0	0	0	0	0	0
Nov 28	@ NE		IA		0	0	0	0.0	0.0	0	0	0	0	0	0	0	0	0	0	0	0
Dec 12	Jax		p		2	2	0	0.0	0.0	0	0	0	0	0	0	0	0	0	0	0	0
Dec 19	@ Pit		p		0	0	0	0.0	0.0	0	0	0	0	0	0	1	0	0	0	0	0
Dec 23	SF		p		0	0	0	0.0	0.0	0	0	0	0	0	0	0	0	0	0	0	0
Jan 2	Mia		IA		0	0	0	0.0	0.0	0	0	0	0	0	0	0	0	0	0	0	0
Jan 9	@ Hou		IA		0	0	0	0.0	0.0	0	0	0	0	0	0	0	0	0	0	0	0
<b>2021 Totals</b>		<b>5</b>	<b>/</b>	<b>2</b>	<b>10</b>	<b>9</b>	<b>1</b>	<b>0.0</b>	<b>0.0</b>	<b>0</b>	<b>0</b>	<b>0</b>	<b>0</b>	<b>0</b>	<b>0</b>	<b>1</b>	<b>0</b>	<b>0</b>	<b>0</b>	<b>0</b>	<b>0</b>
Jan 22	Cin		R/C		0	0	0	0.0	0.0	0	0	0	0	0	0	0	0	0	0	0	0
<b>Playoff Totals:</b>		<b>0</b>	<b>/</b>	<b>0</b>	<b>0</b>	<b>0</b>	<b>0</b>	<b>0.0</b>	<b>0.0</b>	<b>0</b>	<b>0</b>	<b>0</b>	<b>0</b>	<b>0</b>	<b>0</b>	<b>0</b>	<b>0</b>	<b>0</b>	<b>0</b>	<b>0</b>	<b>0</b>

ELIJAH MOLDEN (CB)					TACKLES . . .							INTERCEPTIONS . . .					FUMBLES . . .			SpT	
Date	Opp	GP	/	GS	Tot	Solo	Asst	Sk	Yds	QBP	TFL	No	Yds	Lg	TD	PD	FF	FR	Yds		
Sept 12	Ari		p		2	2	0	0.0	0.0	0	0	0	0	0	0	0	0	0	0	0	0
Sept 19	@ Sea		p		2	0	2	0.0	0.0	0	0	0	0	0	0	0	0	0	0	0	0
Sept 26	Ind		p		1	1	0	0.0	0.0	0	0	0	0	0	0	0	0	0	0	0	0
Oct 3	@ NYJ		p		0	0	0	0.0	0.0	0	0	0	0	0	0	0	0	0	0	0	0
Oct 10	@ Jax		p		3	3	0	0.0	0.0	0	0	0	0	0	0	0	1	0	0	0	0
Oct 18	Buf		S		8	6	2	0.0	0.0	0	1	0	0	0	0	0	0	0	0	0	1
Oct 24	KC		S		8	6	2	0.0	0.0	0	0	0	0	0	0	0	0	0	0	0	0
Oct 31	@ Ind		S		2	2	0	0.0	0.0	0	0	1	2	2t	1	2	0	0	0	0	0
Nov 7	@ LAR		S		8	6	2	0.0	0.0	0	0	0	0	0	0	0	0	0	0	0	0
Nov 14	NO		p		4	1	3	0.0	0.0	1	0	0	0	0	0	0	0	0	0	1	1
Nov 21	Hou		p		6	3	3	0.0	0.0	2	0	0	0	0	0	1	0	0	0	0	0
Nov 28	@ NE		S		0	0	0	0.0	0.0	0	0	0	0	0	0	0	0	0	0	0	0
Dec 12	Jax		S		5	2	3	0.0	0.0	0	0	0	0	0	0	0	0	0	0	0	0
Dec 19	@ Pit		p		4	4	0	0.0	0.0	3	1	0	0	0	0	0	0	0	0	0	0
Dec 23	SF		R/C		0	0	0	0.0	0.0	0	0	0	0	0	0	0	0	0	0	0	0
Jan 2	Mia		S		1	0	1	0.0	0.0	0	0	0	0	0	0	1	0	1	0	0	0
Jan 9	@ Hou		p		6	6	0	0.0	0.0	0	1	0	0	0	0	0	0	0	0	0	0
<b>2021 Totals</b>		<b>16</b>	<b>/</b>	<b>7</b>	<b>60</b>	<b>42</b>	<b>18</b>	<b>0.0</b>	<b>0.0</b>	<b>6</b>	<b>3</b>	<b>1</b>	<b>2</b>	<b>2t</b>	<b>1</b>	<b>4</b>	<b>1</b>	<b>1</b>	<b>0</b>	<b>2</b>	<b>2</b>
Jan 22	Cin		S		2	0	2	0.0	0.0	0	0	0	0	0	0	0	0	0	0	0	0
<b>Playoff Totals:</b>		<b>1</b>	<b>/</b>	<b>1</b>	<b>2</b>	<b>0</b>	<b>2</b>	<b>0.0</b>	<b>0.0</b>	<b>0</b>	<b>0</b>	<b>0</b>	<b>0</b>	<b>0</b>	<b>0</b>	<b>0</b>	<b>0</b>	<b>0</b>	<b>0</b>	<b>0</b>	<b>0</b>

LARRELL MURCHISON (DL)					TACKLES . . .							INTERCEPTIONS . . .					FUMBLES . . .			SpT	
Date	Opp	GP	/	GS	Tot	Solo	Asst	Sk	Yds	QBP	TFL	No	Yds	Lg	TD	PD	FF	FR	Yds		
Sept 12	Ari		S		1	0	1	0.0	0.0	0	0	0	0	0	0	0	0	0	0	0	0
Sept 19	@ Sea		S		1	1	0	0.0	0.0	0	1	0	0	0	0	0	0	0	0	0	0
Sept 26	Ind		p		1	1	0	0.0	0.0	0	0	0	0	0	0	0	0	0	0	0	0
Oct 3	@ NYJ				Placed on Injured Reserve on Oct. 1, 2021																
Oct 10	@ Jax																				
Oct 18	Buf																				
Oct 24	KC		p		0	0	0	0.0	0.0	0	0	0	0	0	0	0	0	0	0	0	0
Oct 31	@ Ind		p		1	1	0	0.0	0.0	1	0	0	0	0	0	0	0	0	0	0	0
Nov 7	@ LAR		p		1	0	1	0.0	0.0	0	0	0	0	0	0	0	0	0	0	0	0
Nov 14	NO		S		0	0	0	0.0	0.0	0	0	0	0	0	0	0	0	0	0	0	0
Nov 21	Hou		S		2	1	1	0.0	0.0	0	0	0	0	0	0	0	0	0	0	0	0
Nov 28	@ NE		p		0	0	0	0.0	0.0	0	0	0	0	0	0	0	0	0	0	0	0
Dec 12	Jax		p		0	0	0	0.0	0.0	0	0	0	0	0	0	0	0	0	0	0	0
Dec 19	@ Pit		IA		0	0	0	0.0	0.0	0	0	0	0	0	0	0	0	0	0	0	0
Dec 23	SF		IA		0	0	0	0.0	0.0	0	0	0	0	0	0	0	0	0	0	0	0
Jan 2	Mia		IA		0	0	0	0.0	0.0	0	0	0	0	0	0	0	0	0	0	0	0
Jan 9	@ Hou		S		1	0	1	0.0	0.0	0	0	0	0	0	0	0	0	0	0	0	0
<b>2021 Totals</b>		<b>11</b>	<b>/</b>	<b>5</b>	<b>8</b>	<b>4</b>	<b>4</b>	<b>0.0</b>	<b>0.0</b>	<b>1</b>	<b>1</b>	<b>0</b>	<b>0</b>	<b>0</b>	<b>0</b>	<b>0</b>	<b>0</b>	<b>0</b>	<b>0</b>	<b>0</b>	<b>0</b>
Jan 22	Cin		IA		0	0	0	0.0	0.0	0	0	0	0	0	0	0	0	0	0	0	0
<b>Playoff Totals:</b>		<b>0</b>	<b>/</b>	<b>0</b>	<b>0</b>	<b>0</b>	<b>0</b>	<b>0.0</b>	<b>0.0</b>	<b>0</b>	<b>0</b>	<b>0</b>	<b>0</b>	<b>0</b>	<b>0</b>	<b>0</b>	<b>0</b>	<b>0</b>	<b>0</b>	<b>0</b>	<b>0</b>

## 2021 TITANS GAME-BY-GAME INDIVIDUAL DEFENSIVE STATISTICS

KYLE PEKO (DT)					TACKLES . . .							INTERCEPTIONS . . .					FUMBLES . . .			SpT	
Date	Opp	GP	/	GS	Tot	Solo	Asst	Sk	Yds	QBP	TFL	No	Yds	Lg	TD	PD	FF	FR	Yds		
Sept 12	Ari																				
Sept 19	@ Sea																				
Sept 26	Ind																				
Oct 3	@ NYJ																				
Oct 10	@ Jax																				
Signed to the Titans Practice Squad on Oct. 13, 2021																					
Oct 18	Buf		PS		0	0	0	0.0	0.0	0	0	0	0	0	0	0	0	0	0	0	0
Oct 24	KC		PS		0	0	0	0.0	0.0	0	0	0	0	0	0	0	0	0	0	0	0
Oct 31	@ Ind		PS		0	0	0	0.0	0.0	0	0	0	0	0	0	0	0	0	0	0	0
Nov 7	@ LAR		PS		0	0	0	0.0	0.0	0	0	0	0	0	0	0	0	0	0	0	0
Nov 14	NO		p		3	1	2	0.0	0.0	1	0	0	0	0	0	0	0	0	0	0	0
Nov 21	Hou		p		0	0	0	0.0	0.0	0	0	0	0	0	0	0	0	0	0	0	0
Nov 28	@ NE		S		0	0	0	0.0	0.0	0	0	0	0	0	0	0	0	0	0	0	0
Dec 12	Jax		p		0	0	0	0.0	0.0	1	0	0	0	0	0	0	0	0	0	0	0
Dec 19	@ Pit		S		1	1	0	0.0	0.0	1	0	0	0	0	0	0	0	0	0	0	0
Dec 23	SF		p		2	2	0	0.0	0.0	0	0	0	0	0	0	0	0	0	0	0	0
Jan 2	Mia		p		2	1	1	1.0	2.0	1	0	0	0	0	0	0	1	0	0	0	0
Jan 9	@ Hou		S		2	2	0	1.0	3.0	1	2	0	0	0	0	0	0	0	0	0	0
<b>2021 Totals</b>		<b>8</b>	<b>/</b>	<b>3</b>	<b>10</b>	<b>7</b>	<b>3</b>	<b>2.0</b>	<b>5.0</b>	<b>5</b>	<b>2</b>	<b>0</b>	<b>0</b>	<b>0</b>	<b>0</b>	<b>0</b>	<b>1</b>	<b>0</b>	<b>0</b>	<b>0</b>	<b>0</b>
Jan 22	Cin		p		2	0	2	0.5	3.5	1	0	0	0	0	0	0	0	0	0	0	0
<b>Playoff Totals:</b>		<b>1</b>	<b>/</b>	<b>0</b>	<b>2</b>	<b>0</b>	<b>2</b>	<b>0.5</b>	<b>3.5</b>	<b>1</b>	<b>0</b>	<b>0</b>	<b>0</b>	<b>0</b>	<b>0</b>	<b>0</b>	<b>0</b>	<b>0</b>	<b>0</b>	<b>0</b>	<b>0</b>

MONTY RICE (ILB)					TACKLES . . .							INTERCEPTIONS . . .					FUMBLES . . .			SpT	
Date	Opp	GP	/	GS	Tot	Solo	Asst	Sk	Yds	QBP	TFL	No	Yds	Lg	TD	PD	FF	FR	Yds		
Sept 12	Ari		p		2	1	1	0.0	0.0	0	0	0	0	0	0	0	0	0	0	0	0
Sept 19	@ Sea		p		0	0	0	0.0	0.0	0	0	0	0	0	0	0	0	0	0	0	0
Sept 26	Ind		p		0	0	0	0.0	0.0	0	0	0	0	0	0	0	0	0	0	0	0
Oct 3	@ NYJ		p		0	0	0	0.0	0.0	0	0	0	0	0	0	0	0	0	0	0	1
Oct 10	@ Jax		p		0	0	0	0.0	0.0	0	0	0	0	0	0	0	0	0	0	0	0
Oct 18	Buf		IA		0	0	0	0.0	0.0	0	0	0	0	0	0	0	0	0	0	0	0
Oct 24	KC		IA		0	0	0	0.0	0.0	0	0	0	0	0	0	0	0	0	0	0	0
Oct 31	@ Ind		S		7	4	3	0.0	0.0	0	0	0	0	0	1	0	0	0	0	0	0
Nov 7	@ LAR		p		0	0	0	0.0	0.0	0	0	0	0	0	0	0	0	0	0	0	2
Nov 14	NO		S		10	6	4	0.0	0.0	0	0	0	0	0	0	0	0	0	0	0	1
Nov 21	Hou		S		7	3	4	0.0	0.0	0	0	0	0	0	0	0	0	0	0	0	1
Nov 28	@ NE		S		4	1	3	0.0	0.0	0	0	0	0	0	0	0	0	0	0	0	1
Dec 12	Jax																				
Placed on Injured Reserve on Nov. 30, 2021																					
Dec 19	@ Pit																				
Dec 23	SF																				
Jan 2	Mia																				
Jan 9	@ Hou																				
<b>2021 Totals</b>		<b>10</b>	<b>/</b>	<b>4</b>	<b>30</b>	<b>15</b>	<b>15</b>	<b>0.0</b>	<b>0.0</b>	<b>0</b>	<b>0</b>	<b>0</b>	<b>0</b>	<b>0</b>	<b>1</b>	<b>0</b>	<b>0</b>	<b>0</b>	<b>0</b>	<b>0</b>	<b>6</b>
Jan 22	Cin																				
<b>Playoff Totals:</b>		<b>0</b>	<b>/</b>	<b>0</b>	<b>0</b>	<b>0</b>	<b>0</b>	<b>0.0</b>	<b>0.0</b>	<b>0</b>	<b>0</b>	<b>0</b>	<b>0</b>	<b>0</b>	<b>0</b>	<b>0</b>	<b>0</b>	<b>0</b>	<b>0</b>	<b>0</b>	<b>0</b>

DERICK ROBERSON (OLB)					TACKLES . . .							INTERCEPTIONS . . .					FUMBLES . . .			SpT	
Date	Opp	GP	/	GS	Tot	Solo	Asst	Sk	Yds	QBP	TFL	No	Yds	Lg	TD	PD	FF	FR	Yds		
Sept 12	Ari		p		3	2	1	0.0	0.0	0	0	0	0	0	0	0	0	0	0	0	0
Sept 19	@ Sea		IA		0	0	0	0.0	0.0	0	0	0	0	0	0	0	0	0	0	0	0
Sept 26	Ind		IA		0	0	0	0.0	0.0	0	0	0	0	0	0	0	0	0	0	0	0
Oct 3	@ NYJ																				
Placed on Injured Reserve on Sept. 28, 2021																					
Oct 10	@ Jax																				
Oct 18	Buf																				
Oct 24	KC																				
Oct 31	@ Ind																				
Nov 7	@ LAR																				
Nov 14	NO																				
Nov 21	Hou		p		0	0	0	0.0	0.0	0	0	0	0	0	0	0	0	0	0	0	0
Nov 28	@ NE		p		4	3	1	0.5	5.0	2	2	0	0	0	0	0	0	0	0	0	0
Dec 12	Jax		p		3	1	2	1.0	20.0	2	1	0	0	0	0	0	0	0	0	0	1
Dec 19	@ Pit		p		0	0	0	0.0	0.0	0	0	0	0	0	0	0	0	0	0	0	0
Dec 23	SF		IA		0	0	0	0.0	0.0	0	0	0	0	0	0	0	0	0	0	0	0
Jan 2	Mia		IA		0	0	0	0.0	0.0	0	0	0	0	0	0	0	0	0	0	0	0
Jan 9	@ Hou		IA		0	0	0	0.0	0.0	0	0	0	0	0	0	0	0	0	0	0	0
<b>2021 Totals</b>		<b>5</b>	<b>/</b>	<b>0</b>	<b>10</b>	<b>6</b>	<b>4</b>	<b>1.5</b>	<b>25.0</b>	<b>4</b>	<b>3</b>	<b>0</b>	<b>0</b>	<b>0</b>	<b>0</b>	<b>0</b>	<b>0</b>	<b>0</b>	<b>0</b>	<b>0</b>	<b>1</b>
Jan 22	Cin		IA		0	0	0	0.0	0.0	0	0	0	0	0	0	0	0	0	0	0	0
<b>Playoff Totals:</b>		<b>0</b>	<b>/</b>	<b>0</b>	<b>0</b>	<b>0</b>	<b>0</b>	<b>0.0</b>	<b>0.0</b>	<b>0</b>	<b>0</b>	<b>0</b>	<b>0</b>	<b>0</b>	<b>0</b>	<b>0</b>	<b>0</b>	<b>0</b>	<b>0</b>	<b>0</b>	<b>0</b>



## 2021 TITANS GAME-BY-GAME INDIVIDUAL DEFENSIVE STATISTICS

JEFFERY SIMMONS (DT)					TACKLES . . .							INTERCEPTIONS . . .					FUMBLES . . .			SpT	
Date	Opp	GP	/	GS	Tot	Solo	Asst	Sk	Yds	QBP	TFL	No	Yds	Lg	TD	PD	FF	FR	Yds	SpT	
Sept 12	Ari			S	5	5	0	1.0	7.0	2	1	0	0	0	0	0	0	0	0	0	0
Sept 19	@ Sea			S	1	0	1	0.5	3.5	4	0	0	0	0	0	0	0	0	0	0	0
Sept 26	Ind			S	3	2	1	0.0	0.0	3	0	0	0	0	0	1	0	0	0	0	0
Oct 3	@ NYJ			S	4	4	0	0.0	0.0	2	1	0	0	0	0	0	0	0	0	0	0
Oct 10	@ Jax			S	3	3	0	0.0	0.0	3	1	0	0	0	0	1	0	0	0	0	0
Oct 18	Buf			S	5	3	2	1.0	7.0	7	1	0	0	0	0	0	0	0	0	0	0
Oct 24	KC			S	2	1	1	0.0	0.0	4	0	0	0	0	0	0	0	0	0	0	0
Oct 31	@ Ind			S	1	1	0	0.0	0.0	6	0	0	0	0	0	0	0	0	0	0	0
Nov 7	@ LAR			S	6	3	3	3.0	26.0	10	3	0	0	0	0	0	0	0	0	0	0
Nov 14	NO			S	4	4	0	2.0	12.0	3	2	0	0	0	0	1	0	0	0	0	0
Nov 21	Hou			S	5	4	1	0.0	0.0	0	1	0	0	0	0	1	0	0	0	0	0
Nov 28	@ NE			S	6	4	2	0.0	0.0	0	0	0	0	0	0	0	0	0	0	0	0
Dec 12	Jax			S	3	3	0	0.0	0.0	3	1	0	0	0	0	1	0	0	0	0	0
Dec 19	@ Pit			S	1	1	0	0.0	0.0	1	0	0	0	0	0	1	0	0	0	0	0
Dec 23	SF			S	2	2	0	0.0	0.0	4	0	0	0	0	0	0	0	0	0	0	0
Jan 2	Mia			S	1	1	0	0.0	0.0	2	0	0	0	0	0	0	0	0	0	0	0
Jan 9	@ Hou			S	2	1	1	1.0	9.0	4	1	0	0	0	0	0	0	0	0	0	0
<b>2021 Totals</b>		<b>17</b>	<b>/</b>	<b>17</b>	<b>54</b>	<b>42</b>	<b>12</b>	<b>8.5</b>	<b>64.5</b>	<b>58</b>	<b>12</b>	<b>0</b>	<b>0</b>	<b>0</b>	<b>0</b>	<b>6</b>	<b>0</b>	<b>0</b>	<b>0</b>	<b>0</b>	<b>0</b>
Jan 22	Cin			S	8	7	1	3.0	28.0	3	3	0	0	0	0	0	0	0	0	0	0
<b>Playoff Totals:</b>		<b>1</b>	<b>/</b>	<b>1</b>	<b>8</b>	<b>7</b>	<b>1</b>	<b>3.0</b>	<b>28.0</b>	<b>3</b>	<b>3</b>	<b>0</b>	<b>0</b>	<b>0</b>	<b>0</b>	<b>0</b>	<b>0</b>	<b>0</b>	<b>0</b>	<b>0</b>	<b>0</b>

JOHN SIMON (OLB)					TACKLES . . .							INTERCEPTIONS . . .					FUMBLES . . .			SpT	
Date	Opp	GP	/	GS	Tot	Solo	Asst	Sk	Yds	QBP	TFL	No	Yds	Lg	TD	PD	FF	FR	Yds	SpT	
Sept 12	Ari																				
Sept 19	@ Sea																				
Sept 26	Ind																				
Oct 3	@ NYJ																				
Oct 10	@ Jax			p	3	2	1	0.0	0.0	0	0	0	0	0	0	0	0	0	0	0	0
Oct 18	Buf			IA	0	0	0	0.0	0.0	0	0	0	0	0	0	0	0	0	0	0	0
Oct 24	KC			IA	0	0	0	0.0	0.0	0	0	0	0	0	0	0	0	0	0	0	0
Oct 31	@ Ind			IA	0	0	0	0.0	0.0	0	0	0	0	0	0	0	0	0	0	0	0
Nov 7	@ LAR																				
Nov 14	NO																				
Nov 21	Hou																				
Nov 28	@ NE			p	3	2	1	0.0	0.0	0	0	0	0	0	0	0	0	0	0	0	0
Dec 12	Jax																				
Dec 19	@ Pit																				
Dec 23	SF																				
Jan 2	Mia																				
Jan 9	@ Hou																				
<b>2021 Totals</b>		<b>2</b>	<b>/</b>	<b>0</b>	<b>6</b>	<b>4</b>	<b>2</b>	<b>0.0</b>	<b>0.0</b>	<b>0</b>	<b>0</b>	<b>0</b>	<b>0</b>	<b>0</b>	<b>0</b>	<b>0</b>	<b>0</b>	<b>0</b>	<b>0</b>	<b>0</b>	<b>0</b>
Jan 22	Cin																				
<b>Playoff Totals:</b>		<b>0</b>	<b>/</b>	<b>0</b>	<b>0</b>	<b>0</b>	<b>0</b>	<b>0.0</b>	<b>0.0</b>	<b>0</b>	<b>0</b>	<b>0</b>	<b>0</b>	<b>0</b>	<b>0</b>	<b>0</b>	<b>0</b>	<b>0</b>	<b>0</b>	<b>0</b>	<b>0</b>

BUSTER SKRINE (CB)					TACKLES . . .							INTERCEPTIONS . . .					FUMBLES . . .			SpT	
Date	Opp	GP	/	GS	Tot	Solo	Asst	Sk	Yds	QBP	TFL	No	Yds	Lg	TD	PD	FF	FR	Yds	SpT	
Sept 12	Ari																				
Sept 19	@ Sea																				
Sept 26	Ind																				
Oct 3	@ NYJ																				
Oct 10	@ Jax																				
Oct 18	Buf																				
Oct 24	KC																				
Oct 31	@ Ind																				
Nov 7	@ LAR																				
Nov 14	NO																				
Nov 21	Hou																				
Nov 28	@ NE			p	2	2	0	0.0	0.0	0	0	0	0	0	0	0	0	0	0	0	0
Dec 12	Jax			S	4	3	1	0.0	0.0	0	0	1	17	17	0	2	0	0	0	0	0
Dec 19	@ Pit			S	3	2	1	0.0	0.0	0	0	0	0	0	0	1	0	0	0	0	0
Dec 23	SF			S	7	3	4	0.0	0.0	0	0	0	0	0	0	0	0	0	0	0	0
Jan 2	Mia			p	1	1	0	0.0	0.0	0	0	0	0	0	0	0	0	0	0	0	0
Jan 9	@ Hou			p	0	0	0	0.0	0.0	0	0	0	0	0	0	0	0	0	0	0	0
<b>2021 Totals</b>		<b>6</b>	<b>/</b>	<b>3</b>	<b>17</b>	<b>11</b>	<b>6</b>	<b>0.0</b>	<b>0.0</b>	<b>0</b>	<b>0</b>	<b>1</b>	<b>17</b>	<b>17</b>	<b>0</b>	<b>3</b>	<b>0</b>	<b>0</b>	<b>0</b>	<b>0</b>	<b>0</b>
Jan 22	Cin			p	1	1	0	0.0	0.0	0	0	0	0	0	0	0	0	0	0	0	0
<b>Playoff Totals:</b>		<b>1</b>	<b>/</b>	<b>0</b>	<b>1</b>	<b>1</b>	<b>0</b>	<b>0.0</b>	<b>0.0</b>	<b>0</b>	<b>0</b>	<b>0</b>	<b>0</b>	<b>0</b>	<b>0</b>	<b>0</b>	<b>0</b>	<b>0</b>	<b>0</b>	<b>0</b>	<b>0</b>

## 2021 TITANS GAME-BY-GAME INDIVIDUAL DEFENSIVE STATISTICS

KEVIN STRONG (DE)					TACKLES . . .							INTERCEPTIONS . . .					FUMBLES . . .			SpT	
Date	Opp	GP	/	GS	Tot	Solo	Asst	Sk	Yds	QBP	TFL	No	Yds	Lg	TD	PD	FF	FR	Yds		
Sept 12	Ari																				
Sept 19	@ Sea																				
Sept 26	Ind																				
Oct 3	@ NYJ																				
Oct 10	@ Jax																				
Oct 18	Buf																				
Oct 24	KC																				
Oct 31	@ Ind																				
Nov 7	@ LAR																				
Nov 14	NO																				
Nov 21	Hou																				
Signed to the Titans Practice Squad on Nov. 23, 2021																					
Nov 28	@ NE	p			0	0	0	0.0	0.0	0	0	0	0	0	0	0	0	0	0	0	0
Dec 12	Jax	p			0	0	0	0.0	0.0	0	0	0	0	0	0	0	0	0	0	0	0
Dec 19	@ Pit	p			2	1	1	0.0	0.0	0	0	0	0	0	0	0	0	0	0	0	0
Dec 23	SF	p			0	0	0	0.0	0.0	0	0	0	0	0	0	0	0	0	0	0	0
Jan 2	Mia	PS			0	0	0	0.0	0.0	0	0	0	0	0	0	0	0	0	0	0	0
Jan 9	@ Hou	p			1	0	1	0.0	0.0	0	0	0	0	0	0	0	0	0	0	0	0
<b>2021 Totals</b>		<b>5</b>	<b>/</b>	<b>0</b>	<b>3</b>	<b>1</b>	<b>2</b>	<b>0.0</b>	<b>0.0</b>	<b>0</b>	<b>0</b>	<b>0</b>	<b>0</b>	<b>0</b>	<b>0</b>	<b>0</b>	<b>0</b>	<b>0</b>	<b>0</b>	<b>0</b>	<b>0</b>
Jan 22	Cin	p			0	0	0	0.0	0.0	0	0	0	0	0	0	0	0	0	0	0	0
<b>Playoff Totals:</b>		<b>1</b>	<b>/</b>	<b>0</b>	<b>0</b>	<b>0</b>	<b>0</b>	<b>0.0</b>	<b>0.0</b>	<b>0</b>	<b>0</b>	<b>0</b>	<b>0</b>	<b>0</b>	<b>0</b>	<b>0</b>	<b>0</b>	<b>0</b>	<b>0</b>	<b>0</b>	<b>0</b>

TEAIR TART (DT)					TACKLES . . .							INTERCEPTIONS . . .					FUMBLES . . .			SpT	
Date	Opp	GP	/	GS	Tot	Solo	Asst	Sk	Yds	QBP	TFL	No	Yds	Lg	TD	PD	FF	FR	Yds		
Sept 12	Ari			S	2	1	1	0.0	0.0	0	0	0	0	0	0	0	0	0	0	0	0
Sept 19	@ Sea			S	2	0	2	0.0	0.0	0	0	0	0	0	0	0	0	0	0	0	0
Sept 26	Ind			S	1	0	1	0.0	0.0	1	0	0	0	0	0	0	0	0	0	0	0
Oct 3	@ NYJ			S	2	2	0	0.0	0.0	0	1	0	0	0	0	0	0	0	0	0	0
Oct 10	@ Jax			S	0	0	0	0.0	0.0	0	0	0	0	0	0	0	0	0	0	0	0
Oct 18	Buf			S	1	1	0	0.0	0.0	1	0	0	0	0	0	0	0	0	0	0	0
Oct 24	KC			S	2	2	0	0.0	0.0	0	0	0	0	0	0	0	0	0	0	0	0
Oct 31	@ Ind			IA	0	0	0	0.0	0.0	0	0	0	0	0	0	0	0	0	0	0	0
Nov 7	@ LAR			S	2	1	1	0.0	0.0	0	0	0	0	0	0	0	0	0	0	0	0
Nov 14	NO			IA	0	0	0	0.0	0.0	0	0	0	0	0	0	0	0	0	0	0	0
Nov 21	Hou			S	3	3	0	0.0	0.0	1	1	0	0	0	0	0	0	0	0	0	0
Nov 28	@ NE			IA	0	0	0	0.0	0.0	0	0	0	0	0	0	0	0	0	0	0	0
Dec 12	Jax			IA	0	0	0	0.0	0.0	0	0	0	0	0	0	0	0	0	0	0	0
Dec 19	@ Pit			IA	0	0	0	0.0	0.0	0	0	0	0	0	0	0	0	0	0	0	0
Dec 23	SF			S	0	0	0	0.0	0.0	0	0	0	0	0	0	0	0	0	0	0	0
Jan 2	Mia			p	1	0	1	0.0	0.0	0	0	0	0	0	0	0	0	0	0	0	0
Jan 9	@ Hou			IA	0	0	0	0.0	0.0	0	0	0	0	0	0	0	0	0	0	0	0
<b>2021 Totals</b>		<b>11</b>	<b>/</b>	<b>10</b>	<b>16</b>	<b>10</b>	<b>6</b>	<b>0.0</b>	<b>0.0</b>	<b>3</b>	<b>2</b>	<b>0</b>	<b>0</b>	<b>0</b>	<b>0</b>	<b>0</b>	<b>0</b>	<b>0</b>	<b>0</b>	<b>0</b>	<b>0</b>
Jan 22	Cin			IA	0	0	0	0.0	0.0	0	0	0	0	0	0	0	0	0	0	0	0
<b>Playoff Totals:</b>		<b>0</b>	<b>/</b>	<b>0</b>	<b>0</b>	<b>0</b>	<b>0</b>	<b>0.0</b>	<b>0.0</b>	<b>0</b>	<b>0</b>	<b>0</b>	<b>0</b>	<b>0</b>	<b>0</b>	<b>0</b>	<b>0</b>	<b>0</b>	<b>0</b>	<b>0</b>	<b>0</b>

RASHAD WEAVER (OLB)					TACKLES . . .							INTERCEPTIONS . . .					FUMBLES . . .			SpT	
Date	Opp	GP	/	GS	Tot	Solo	Asst	Sk	Yds	QBP	TFL	No	Yds	Lg	TD	PD	FF	FR	Yds		
Sept 12	Ari			IA	0	0	0	0.0	0.0	0	0	0	0	0	0	0	0	0	0	0	0
Sept 19	@ Sea			p	0	0	0	0.0	0.0	0	0	0	0	0	0	0	0	0	0	0	0
Sept 26	Ind			p	2	0	2	0.0	0.0	0	0	0	0	0	0	0	0	0	0	0	0
Oct 3	@ NYJ																				
Placed on Injured Reserve on Sept. 28, 2021																					
Oct 10	@ Jax																				
Oct 18	Buf																				
Oct 24	KC																				
Oct 31	@ Ind																				
Nov 7	@ LAR																				
Nov 14	NO																				
Nov 21	Hou																				
Nov 28	@ NE																				
Dec 12	Jax																				
Dec 19	@ Pit																				
Dec 23	SF																				
Jan 2	Mia																				
Jan 9	@ Hou																				
<b>2021 Totals</b>		<b>2</b>	<b>/</b>	<b>0</b>	<b>2</b>	<b>0</b>	<b>2</b>	<b>0.0</b>	<b>0.0</b>	<b>0</b>	<b>0</b>	<b>0</b>	<b>0</b>	<b>0</b>	<b>0</b>	<b>0</b>	<b>0</b>	<b>0</b>	<b>0</b>	<b>0</b>	<b>0</b>
Jan 22	Cin																				
<b>Playoff Totals:</b>		<b>0</b>	<b>/</b>	<b>0</b>	<b>0</b>	<b>0</b>	<b>0</b>	<b>0.0</b>	<b>0.0</b>	<b>0</b>	<b>0</b>	<b>0</b>	<b>0</b>	<b>0</b>	<b>0</b>	<b>0</b>	<b>0</b>	<b>0</b>	<b>0</b>	<b>0</b>	<b>0</b>

## 2021 TITANS GAME-BY-GAME INDIVIDUAL DEFENSIVE STATISTICS

**Other defenders:** **Eli Ankou** (1 start, 3 tackles at Ind, 10/31), **Jamal Carter** (1 game played at Jax, 10/10), **Sharif Finch** (1 game played at NYJ, 10/3), **Woodrow Hamilton IV** (1 game played vs. Ind, 9/26; 1 game played at NYJ, 10/3), **Da'Shawn Hand** (1 game played at Hou, 1/3), **Bradley McDougald** (1 tackle vs. Ari, 9/12; 1 start, 2 tackles at Sea, 9/19), **Caraun Reid** (1 quarterback pressure at Jax, 10/10), **Anthony Rush** (1 game played vs. Ari, 9/12; 1 game played at Sea, 9/19), **Avery Williamson** (1 game played vs. KC, 10/24; 1 game played at Ind, 10/31)

**Other Sacks:** 1 team sack vs. Miami on Jan. 2

## 2021 TITANS GAME-BY-GAME FIELD GOALS & SCORING BY QUARTER

Date	Opp	TITANS							OPPONENTS						
		1ST	2ND	3RD	4TH	OT	TOTAL	FIELD GOALS	1ST	2ND	3RD	4TH	OT	TOTAL	FIELD GOALS
Sep 12	Ari	0	6	7	0	0	13	M. Badgley 46WL	10	14	14	0	0	38	M. Prater (34), 43WL
Sep 19	@ Sea	3	6	7	14	3	33	R. Bullock (33), (30), (24), 44WR, (36)	3	21	0	6	0	30	J. Myers (31)
Sep 26	Ind	7	7	0	11	0	25	R. Bullock (32)	0	10	3	3	0	16	R. Blankenship (43), (28), (24), 51WR
Oct 3	@ NYJ	3	6	0	15	0	24	R. Bullock (44), (46), (36), 49WL	0	7	3	14	3	27	M. Ammendola (27), (22)
Oct 10	@ Jax	7	17	7	6	0	37	R. Bullock (34)	6	7	0	6	0	19	M. Wright 53CR
Oct 18	Buf	0	17	7	10	0	34	R. Bullock (43), (38)	3	17	11	0	0	31	T. Bass (24), (28), (52)
Oct 24	KC	14	13	0	0	0	27	R. Bullock (34), (51)	0	0	3	0	0	3	H. Butker (42), 57WR
Oct 31	@ Ind	0	14	7	10	3	34	R. Bullock (46), (44)	14	3	7	7	0	31	M. Badgley (34)
Nov 7	@ LAR	0	21	0	7	0	28	None	3	0	3	10	0	16	M. Gay (34), (22), (54)
Nov 14	NO	3	10	7	3	0	23	R. Bullock (28), (36), (36)	0	6	6	9	0	21	B. Johnson (20)
Nov 21	Hou	0	0	6	7	0	13	None	3	9	7	3	0	22	K. Fairbairn (43), (24), (37)
Nov 28	@ NE	0	13	0	0	0	13	R. Bullock 44RU	7	9	10	10	0	36	N. Folk (22), (37), 53WR, (28), (52)
Dec 12	Jax	7	3	7	3	0	20	R. Bullock 47WR (44), (29)	0	0	0	0	0	0	None
Dec 19	@ Pit	10	3	0	0	0	13	R. Bullock (26), (32)	0	3	7	9	0	19	C. Boswell (36), 56SH (28), (46), (48)
Dec 23	SF	0	0	10	10	0	20	R. Bullock (38), (44)	7	3	0	7	0	17	R. Gould (48)
Jan 2	Mia	7	10	0	17	0	34	R. Bullock (23), (44)	0	3	0	0	0	3	J. Sanders (39), 53CR
Jan 9	@ Hou	0	21	0	7	0	28	R. Bullock 42WL	0	0	10	15	0	25	K. Fairbairn (31)
<b>2021 Totals</b>		<b>61</b>	<b>167</b>	<b>65</b>	<b>120</b>	<b>6</b>	<b>419</b>		<b>56</b>	<b>112</b>	<b>84</b>	<b>99</b>	<b>3</b>	<b>354</b>	
Jan 22	Cin	0	6	10	0	0	16	R. Bullock (34)	6	3	7	3	0	19	E. McPherson (38), (45), (54), (52)
<b>Playoff Totals:</b>		<b>0</b>	<b>6</b>	<b>10</b>	<b>0</b>	<b>0</b>	<b>16</b>		<b>6</b>	<b>3</b>	<b>7</b>	<b>3</b>	<b>0</b>	<b>19</b>	



## 2021 TITANS GAME-BY-GAME SCORING

### Game 1: Cardinals @ Titans, Sept. 12, 2021

Team	Qtr	Time	Play Description (Drive Plays-Yards, Time)	Cardinals	Titans
Cardinals	1	9:22	M.Prater 34 yd. Field Goal (8-45, 4:05)	3	0
Cardinals	1	8:11	D.Hopkins 5 yd. pass from K.Murray (M.Prater kick) (3-1, 0:19)	10	0
Cardinals	2	10:59	D.Hopkins 17 yd. pass from K.Murray (M.Prater kick) (9-70, 4:32)	17	0
Titans	2	6:50	R.Tannehill 1 yd. run (kick failed, wl) (11-75, 4:09)	17	6
Cardinals	2	1:44	K.Murray 2 yd. run (M.Prater kick) (12-75, 5:06)	24	6
Titans	3	12:55	A.Brown 13 yd. pass from R.Tannehill (M.Badgley kick) (2-32, 0:47)	24	13
Cardinals	3	10:40	C.Kirk 26 yd. pass from K.Murray (M.Prater kick) (6-75, 2:15)	31	13
Cardinals	3	3:06	C.Kirk 11 yd. pass from K.Murray (M.Prater kick) (4-33, 2:12)	38	13

### Game 2: Titans @ Seahawks, Sept. 19, 2021

Team	Qtr	Time	Play Description (Drive Plays-Yards, Time)	Titans	Seahawks
Seahawks	1	9:25	J.Myers 31 yd. Field Goal (5-57, 1:58)	0	3
Titans	1	2:45	R.Bullock 33 yd. Field Goal (13-70, 6:40)	3	3
Titans	2	8:18	R.Bullock 30 yd. Field Goal (7-68, 4:29)	6	3
Seahawks	2	6:34	T.Lockett 63 yd. pass from R.Wilson (J.Myers kick) (3-83, 1:44)	6	10
Seahawks	2	5:20	C.Carson 2 yd. run (J.Myers kick) (2-6, 0:28)	6	17
Titans	2	1:05	R.Bullock 24 yd. Field Goal (8-63, 4:15)	9	17
Seahawks	2	0:17	C.Carson 1 yd. run (J.Myers kick) (7-75, 0:48)	9	24
Titans	3	10:37	D.Henry 9 yd. run (R.Bullock kick) (8-80, 4:23)	16	24
Seahawks	4	13:06	F.Swain 68 yd. pass from R.Wilson (kick failed, hru) (3-66, 1:54)	16	30
Titans	4	12:17	D.Henry 60 yd. run (R.Bullock kick) (2-75, 0:49)	23	30
Titans	4	0:29	D.Henry 1 yd. run (R.Bullock kick) (12-68, 3:44)	30	30
Titans	5	4:45	R.Bullock 36 yd. Field Goal (5-21, 2:34)	33	30

### Game 3: Colts @ Titans, Sept. 26, 2021

Team	Qtr	Time	Play Description (Drive Plays-Yards, Time)	Colts	Titans
Titans	1	6:34	C.Rogers 6 yd. pass from R.Tannehill (R.Bullock kick) (11-71, 5:34)	0	7
Colts	2	10:19	N.Hines 9 yd. run (R.Blankenship kick) (9-53, 4:52)	7	7
Titans	2	5:56	N.Westbrook-Ikhine 18 yd. pass from R.Tannehill (R.Bullock kick) (8-75, 4:23)	7	14
Colts	2	0:00	R.Blankenship 43 yd. Field Goal (4-22, 0:49)	10	14
Colts	3	6:26	R.Blankenship 28 yd. Field Goal (17-66, 8:34)	13	14
Titans	4	12:56	J.McNichols 10 yd. pass from R.Tannehill (D.Henry run) (5-59, 2:24)	13	22
Colts	4	10:20	R.Blankenship 24 yd. Field Goal (7-70, 2:36)	16	22
Titans	4	2:58	R.Bullock 32 yd. Field Goal (14-67, 7:22)	16	25

### Game 4: Titans @ Jets, Oct. 3, 2021

Team	Qtr	Time	Play Description (Drive Plays-Yards, Time)	Titans	Jets
Titans	1	7:06	R.Bullock 44 yd. Field Goal (12-31, 6:10)	3	0
Titans	2	12:53	R.Bullock 46 yd. Field Goal (11-56, 6:10)	6	0
Titans	2	10:29	R.Bullock 36 yd. Field Goal (5-14, 1:46)	9	0
Jets	2	4:49	Mi.Carter 2 yd. run (M.Ammendola kick) (11-75, 5:40)	9	7
Jets	3	0:19	M.Ammendola 27 yd. Field Goal (8-78, 3:17)	9	10
Titans	4	13:14	D.Henry 1 yd. run (R.Tannehill-M.Pruitt pass) (6-75, 2:05)	17	10
Jets	4	11:30	J.Crowder 3 yd. pass from Z.Wilson (M.Ammendola kick) (4-77, 1:44)	17	17
Jets	4	9:06	C.Davis 53 yd. pass from Z.Wilson (M.Ammendola kick) (1-53, 0:10)	17	24
Titans	4	0:16	C.Batson 2 yd. pass from R.Tannehill (R.Bullock kick) (11-74, 1:53)	24	24
Jets	5	4:31	M. Ammendola 22 yd. Field Goal (13-71, 5:29)	24	27

### Game 5: Titans @ Jaguars, Oct. 10, 2021

Team	Qtr	Time	Play Description (Drive Plays-Yards, Time)	Titans	Jaguars
Titans	1	14:00	K.Byard 30 yd. fumble return (R.Bullock kick)	7	0
Jaguars	1	11:21	J.Robinson 1 yd. run (kick failed, hru) (5-75, 2:39)	7	6
Titans	2	14:56	D.Henry 1 yd. run (R.Bullock kick) (11-79, 4:50)	14	6
Jaguars	2	9:55	J.Hollister 1 yd. pass from T.Lawrence (M.Wright kick) (9-70, 5:01)	14	13
Titans	2	5:49	M.Pruitt 14 yd. pass from R.Tannehill (R.Bullock kick) (8-75, 4:06)	21	13
Titans	2	0:31	R.Bullock 34 yd. Field Goal (7-41, 1:51)	24	13
Titans	3	9:48	D.Henry 9 yd. run (R.Bullock kick) (11-75, 5:12)	31	13
Jaguars	4	13:50	T.Lawrence 4 yd. run (pass failed) (10-80, 4:46)	31	19
Titans	4	1:54	D.Henry 10 yd. run (kick failed, wr) (5-39, 2:02)	37	19

### Game 6: Bills @ Titans, Oct. 18, 2021

Team	Qtr	Time	Play Description (Drive Plays-Yards, Time)	Bills	Titans
Bills	1	6:07	T.Bass 24 yd. Field Goal (13-74, 6:19)	3	0
Bills	2	11:36	T.Bass 28 yd. Field Goal (10-38, 4:27)	6	0
Titans	2	11:20	D.Henry 76 yd. run (R.Bullock kick) (1-76, 0:16)	6	7
Bills	2	7:54	S.Diggs 14 yd. pass from J.Allen (T.Bass kick) (7-72, 3:26)	13	7
Titans	2	5:04	R.Bullock 43 yd. Field Goal (7-54, 2:50)	13	10
Titans	2	4:23	R.Tannehill 4 yd. run (R.Bullock kick) (2-11, 0:31)	13	17
Bills	2	0:40	C.Beasley 29 yd. pass from J.Allen (T.Bass kick) (10-75, 3:43)	20	17
Bills	3	10:49	T.Bass 52 yd. Field Goal (9-48, 4:11)	23	17
Titans	3	4:23	D.Henry 3 yd. run (R.Bullock kick) (12-67, 6:26)	23	24
Bills	3	0:27	T.Sweeney 1 yd. pass from J.Allen (D.Knox-J.Allen pass) (9-75, 3:56)	31	24
Titans	4	9:45	R.Bullock 38 yd. Field Goal (9-45, 5:42)	31	27
Titans	4	3:05	D.Henry 13 yd. run (R.Bullock kick) (8-70, 4:56)	31	34

## 2021 TITANS GAME-BY-GAME SCORING

### Game 7: Chiefs @ Titans, Oct. 24, 2021

Team	Qtr	Time	Play Description (Drive Plays-Yards, Time)	Chiefs	Titans
Titans	1	10:50	M.Pruitt 5 yd. pass from D.Henry (R.Bullock kick) (8-75, 4:10)	0	7
Titans	1	0:42	A.Brown 24 yd. pass from R.Tannehill (R.Bullock kick) (9-97, 5:34)	0	14
Titans	2	8:07	R.Bullock 34 yd. Field Goal (12-60, 6:39)	0	17
Titans	2	2:48	R.Tannehill 2 yd. run (R.Bullock kick) (8-46, 5:08)	0	24
Titans	2	0:03	R.Bullock 51 yd. Field Goal (8-18, 1:45)	0	27
Chiefs	3	11:00	H.Butker 42 yd. Field Goal (10-51, 4:00)	3	27

### Game 8: Titans @ Colts, Oct. 31, 2021

Team	Qtr	Time	Play Description (Drive Plays-Yards, Time)	Titans	Colts
Colts	1	8:41	M.Pittman 2 yd. pass from C.Wentz (M.Badgley kick) (14-82, 6:19)	0	7
Colts	1	7:44	M.Pittman 7 yd. pass from C.Wentz (M.Badgley kick) (1-7, 0:05)	0	14
Titans	2	12:07	G.Swaim 6 yd. pass from R.Tannehill (R.Bullock kick) (11-60, 5:48)	7	14
Titans	2	4:13	A.Brown 57 yd. pass from R.Tannehill (R.Bullock kick) (1-57, 0:11)	14	14
Colts	2	0:00	M.Badgley 34 yd. Field Goal (13-59, 4:13)	14	17
Titans	3	7:42	N.Westbrook-Ikhine 5 yd. pass from R.Tannehill (R.Bullock kick) (14-75, 7:18)	21	17
Colts	3	1:21	J.Doyle 5 yd. pass from C.Wentz (M.Badgley kick) (4-57, 2:21)	21	24
Titans	4	11:15	R.Bullock 46 yd. Field Goal (10-47, 5:06)	24	24
Titans	4	1:26	E.Molden 2 yd. interception return (R.Bullock kick)	31	24
Colts	4	0:22	J. Taylor 1 yd. run (M. Badgley kick) (5-75, 1:04)	31	31
Titans	5	4:03	R. Bullock 44 yd. Field Goal (4-5, 1:45)	34	31

### Game 9: Titans @ Rams, Nov. 7, 2021

Team	Qtr	Time	Play Description (Drive Plays-Yards, Time)	Titans	Rams
Rams	1	3:46	M.Gay 34 yd. Field Goal (10-49, 4:47)	0	3
Titans	2	12:21	G.Swaim 2 yd. pass from R.Tannehill (R.Bullock kick) (1-2, 0:04)	7	3
Titans	2	12:10	K.Byard 24 yd. interception return (R.Bullock kick)	14	3
Titans	2	2:10	R.Tannehill 1 yd. run (R.Bullock kick) (14-64, 7:39)	21	3
Rams	3	8:15	M.Gay 22 yd. Field Goal (11-84, 4:15)	21	6
Rams	4	14:55	M.Gay 54 yd. Field Goal (11-35, 5:39)	21	9
Titans	4	3:00	A.Peterson 1 yd. run (R.Bullock kick) (7-59, 3:39)	28	9
Rams	4	0:24	S.Michel 3 yd. pass from M.Stafford (M.Gay kick) (14-75, 2:36)	28	16

### Game 10: Saints @ Titans, Nov. 14, 2021

Team	Qtr	Time	Play Description (Drive Plays-Yards, Time)	Saints	Titans
Titans	1	0:52	R.Bullock 28 yd. Field Goal (8-70, 3:38)	0	3
Saints	2	12:59	T.Smith 11 yd. pass from T.Siemian (kick failed, wl) (6-75, 2:53)	6	3
Titans	2	7:44	R.Bullock 36 yd. Field Goal (10-59, 5:15)	6	6
Titans	2	1:38	R.Tannehill 1 yd. run (R.Bullock kick) (8-56, 3:23)	6	13
Titans	3	12:02	M.Pruitt 2 yd. pass from R.Tannehill (R.Bullock kick) (5-19, 2:51)	6	20
Saints	3	3:54	M.Ingram 13 yd. run (kick failed, wl) (11-87, 5:11)	12	20
Titans	4	10:01	R.Bullock 36 yd. Field Goal (11-55, 6:23)	12	23
Saints	4	5:33	B.Johnson 20 yd. Field Goal (8-67, 4:28)	15	23
Saints	4	1:16	M.Callaway 15 yd. pass from T.Siemian (pass failed) (7-71, 2:18)	21	23

### Game 11: Texans @ Titans, Nov. 21, 2021

Team	Qtr	Time	Play Description (Drive Plays-Yards, Time)	Texans	Titans
Texans	1	4:04	K.Fairbairn 43 yd. Field Goal (14-62, 6:58)	3	0
Texans	2	13:35	K.Fairbairn 24 yd. Field Goal (4-0, 1:25)	6	0
Texans	2	7:43	T.Taylor 7 yd. run (kick failed, wl) (9-76, 4:39)	12	0
Texans	3	7:00	T.Taylor 5 yd. run (K.Fairbairn kick) (3-5, 0:36)	19	0
Titans	3	2:24	D.Fitzpatrick 18 yd. pass from R.Tannehill (kick failed, wl) (13-78, 4:36)	19	6
Titans	4	7:47	A.Firkser fumble recovery in end zone (R.Bullock kick) (6-36, 2:15)	19	13
Texans	4	3:26	K.Fairbairn 37 yd. Field Goal (4--4, 0:16)	22	13

### Game 12: Titans @ Patriots, Nov. 28, 2021

Team	Qtr	Time	Play Description (Drive Plays-Yards, Time)	Titans	Patriots
Patriots	1	7:37	K.Bourne 4 yd. pass from M.Jones (N.Folk kick) (9-37, 4:46)	0	7
Titans	2	14:28	N.Westbrook-Ikhine 1 yd. pass from R.Tannehill (kick failed, hru) (14-74, 8:09)	6	7
Patriots	2	9:50	N.Folk 22 yd. Field Goal (8-75, 4:38)	6	10
Patriots	2	3:04	N.Folk 37 yd. Field Goal (6-47, 2:57)	6	13
Patriots	2	0:58	N.Folk 44 yd. Field Goal (6-42, 0:53)	6	16
Titans	2	0:37	D.Hilliard 68 yd. run (R.Bullock kick) (3-75, 0:21)	13	16
Patriots	3	11:13	N.Folk 28 yd. Field Goal (8-39, 3:47)	13	19
Patriots	3	5:01	K.Bourne 41 yd. pass from M.Jones (N.Folk kick) (4-56, 1:43)	13	26
Patriots	4	6:09	N.Folk 52 yd. Field Goal (10-46, 5:50)	13	29
Patriots	4	4:38	D.Harris 14 yd. run (N.Folk kick) (2-21, 0:48)	13	36

## 2021 TITANS GAME-BY-GAME SCORING

### Game 13: Jaguars @ Titans, Dec. 12, 2021

Team	Qtr	Time	Play Description (Drive Plays-Yards, Time)	Jaguars	Titans
Titans	1	10:03	D.Foreman 5 yd. run (R.Bullock kick) (10-74, 4:57)	0	7
Titans	2	3:10	R.Bullock 44 yd. Field Goal (15-62, 8:04)	0	10
Titans	3	2:51	R.Tannehill 5 yd. run (R.Bullock kick) (11-69, 5:10)	0	17
Titans	4	2:20	R.Bullock 29 yd. Field Goal (4-3, 1:12)	0	20

### Game 14: Titans @ Steelers, Dec. 17, 2021

Team	Qtr	Time	Play Description (Drive Plays-Yards, Time)	Titans	Steelers
Titans	1	7:41	R.Tannehill 1 yd. run (R.Bullock kick) (6-25, 2:29)	7	0
Titans	1	1:13	R.Bullock 26 yd. Field Goal (11-45, 4:54)	10	0
Steelers	2	10:35	C.Boswell 36 yd. Field Goal (5-18, 2:11)	10	3
Titans	2	0:18	R.Bullock 32 yd. Field Goal (19-64, 10:17)	13	3
Steelers	3	3:08	B.Roethlisberger 1 yd. run (C.Boswell kick) (8-63, 3:59)	13	10
Steelers	4	13:24	C.Boswell 28 yd. Field Goal (7-31, 2:26)	13	13
Steelers	4	7:20	C.Boswell 46 yd. Field Goal (4-4, 1:56)	13	16
Steelers	4	4:29	C.Boswell 48 yd. Field Goal (4-5, 2:07)	13	19

### Game 15: 49ers @ Titans, Dec. 23, 2021

Team	Qtr	Time	Play Description (Drive Plays-Yards, Time)	49ers	Titans
49ers	1	9:57	J.Wilson 1 yd. run (R.Gould kick) (9-75, 5:03)	7	0
49ers	2	8:31	R.Gould 48 yd. Field Goal (11-33, 6:19)	10	0
Titans	3	8:45	R.Bullock 38 yd. Field Goal (13-55, 6:15)	10	3
Titans	3	7:13	D.Foreman 3 yd. run (R.Bullock kick) (4-18, 1:23)	10	10
Titans	4	13:02	A.Brown 18 yd. pass from R.Tannehill (R.Bullock kick) (7-59, 3:51)	10	17
49ers	4	2:20	B.Aiyuk 2 yd. pass from J.Garoppolo (R.Gould kick) (8-95, 2:58)	17	17
Titans	4	0:04	R.Bullock 44 yd. Field Goal (8-49, 2:16)	17	20

### Game 16: Dolphins @ Titans, Jan. 2, 2021

Team	Qtr	Time	Play Description (Drive Plays-Yards, Time)	Dolphins	Titans
Titans	1	1:24	G.Swaim 1 yd. pass from R.Tannehill (R.Bullock kick) (8-46, 4:11)	0	7
Titans	2	14:15	R.Bullock 23 yd. Field Goal (4-9, 1:50)	0	10
Dolphins	2	9:43	J.Sanders 39 yd. Field Goal (10-54, 4:32)	3	10
Titans	2	3:18	D.Foreman 21 yd. run (R.Bullock kick) (11-75, 6:25)	3	17
Titans	4	7:42	A.Firkser 15 yd. pass from R.Tannehill (R.Bullock kick) (5-58, 2:38)	3	24
Titans	4	2:58	R.Bullock 44 yd. Field Goal (7-18, 2:46)	3	27
Titans	4	1:53	D.Hilliard 39 yd. run (R.Bullock kick) (3-38, 0:56)	3	34

### Game 17: Titans @ Texans, Jan. 9, 2021

Team	Qtr	Time	Play Description (Drive Plays-Yards, Time)	Titans	Texans
Titans	2	7:40	A.Firkser 5 yd. pass from R.Tannehill (R.Bullock kick) (11-94, 6:31)	7	0
Titans	2	1:34	A.Brown 14 yd. pass from R.Tannehill (R.Bullock kick) (9-85, 2:46)	14	0
Titans	2	0:11	N.Westbrook-Ikhine 4 yd. pass from R.Tannehill (R.Bullock kick) (5-64, 0:33)	21	0
Texans	3	9:46	C.Moore 28 yd. pass from D.Mills (K.Fairbairn kick) (8-72, 3:42)	21	7
Texans	3	2:14	K.Fairbairn 31 yd. Field Goal (8-52, 4:04)	21	10
Texans	4	11:40	D.Amendola 7 yd. pass from D.Mills (D.Mills-D.Amendola pass) (8-82, 4:01)	21	18
Titans	4	7:00	J.Jones 3 yd. pass from R.Tannehill (R.Bullock kick) (8-75, 4:40)	28	18
Texans	4	4:04	D.Amendola 26 yd. pass from D.Mills (K.Fairbairn kick) (7-75, 2:56)	28	25

### Game 18: Bengals @ Titans, Jan. 22, 2021

Team	Qtr	Time	Play Description (Drive Plays-Yards, Time)	Bengals	Titans
Bengals	1	12:03	E.McPherson 38 yd. Field Goal (6-22, 2:50)	3	0
Bengals	1	2:11	E.McPherson 45 yd. Field Goal (6-61, 3:41)	6	0
Bengals	2	6:07	D.Henry 3 yd. run (run failed) (9-84, 5:10)	6	6
Bengals	2	1:35	E.McPherson 54 yd. Field Goal (11-39, 4:32)	9	6
Bengals	3	9:34	J.Mixon 16 yd. run (E.McPherson kick) (9-65, 5:26)	16	6
Titans	3	1:36	R.Bullock 34 yd. Field Goal (7-56, 3:24)	16	9
Titans	3	0:15	A.Brown 33 yd. pass from R.Tannehill (R.Bullock kick) (2-27, 1:04)	16	16
Bengals	4	0:00	E.McPherson 52 yd. Field Goal (4-19, 0:20)	19	16

# 2021 TITANS GAME-BY-GAME SUMMARIES



## Week 1: Titans 13, Cardinals 38 Sunday, Sept. 12, 2021 • 12:00 p.m. CT • Nissan Stadium



In Week 1 of the 2021 season, the Titans hosted Arizona for the third-ever matchup between the two clubs at Nissan Stadium. Tennessee fell 38-13 to the Cardinals in the team's home opener.

Arizona built a 10-point lead in the first quarter and never relinquished the advantage. First, Cardinals K **Matt Prater** converted a 34-yard field goal for a 3-0 lead. On the ensuing Tennessee possession, QB **Ryan Tannehill** was strip-sacked by Cardinals OLB **Chandler Jones** and the ball was recovered by Cardinals DL **Corey Peters** and returned to the Titans' one-yard line. Cardinals QB **Kyler Murray** eventually tossed a five-yard touchdown pass to Cardinals WR **DeAndre Hopkins**, as Arizona went ahead, 10-0.

In the second quarter, Murray connected with Hopkins for a 17-yard touchdown as the Cardinals extended the lead, 17-0. However, the Titans responded and got on the board with an 11-play, 75-yard scoring drive. Tannehill connected with WR **A.J. Brown** and TE **Anthony Firkser** for first-down receptions, and also tossed a 39-yard pass to WR **Chester Rogers** on a flea flicker playcall to move the sticks. Ultimately, Tannehill ran the ball into the end zone for a one-yard touchdown, but the extra point attempt failed, 17-6.

Before the first half concluded, Arizona found the end zone on a 12-play scoring drive that saw Murray toss first-down passes to Cardinals WRs **Rondale Moore** and **Christian Kirk**. The drive culminated in Murray running in a two-yard touchdown as Arizona took a 24-6 lead into halftime.

Tennessee opened up the second half by capitalizing on a turnover. S **Kevin Byard** intercepted Murray and returned the ball 12 yards to give the Titans possession at the Arizona 32-yard line. Tannehill tossed a 19-yard pass to Brown, which was followed by a 13-yard touchdown to Brown, as Tennessee cut the lead, 24-13.

Arizona replied on their following possession with a six-play scoring drive that included first-down catches by Moore and Hopkins. Ultimately, Murray connected with

Kirk for a 26-yard strike and a 31-13 Arizona advantage. Later in the third quarter, Tannehill was strip sacked by Jones and the ball was recovered by Cardinals LB **Markus Golden**. Arizona capitalized on the turnover as Murray linked up with Kirk for an 11-yard touchdown to make it 38-13. The Titans were unable to mount a comeback in their home opener and fell to the Cardinals by a score of 38-13 in their first loss of 2021.

### SCORING

	1	2	3	4	Final
Arizona	10	14	14	0	38
Tennessee	0	6	7	0	13

TEAM	SCORING PLAY	TIME
Cardinals	M.Prater 34 yd. Field Goal	1-9:22
Cardinals	D.Hopkins 5 yd. pass from K.Murray (M.Prater kick)	1-8:11
Cardinals	D.Hopkins 17 yd. pass from K.Murray (M.Prater kick)	2-10:59
Titans	R.Tannehill 1 yd. run (kick failed, wl)	2-6:50
Cardinals	K.Murray 2 yd. run (M.Prater kick)	2-1:44
Titans	A.Brown 13 yd. pass from R.Tannehill (M.Badgley kick)	3-12:55
Cardinals	C.Kirk 26 yd. pass from K.Murray (M.Prater kick)	3-10:40
Cardinals	C.Kirk 11 yd. pass from K.Murray (M.Prater kick)	3-3:06

**Missed FGs:** M. Badgley 46WL, M. Prater 43WL

**Attendance:** 67,216

**Time of Game:** 3:12

**Weather:** 78°, Sunny, Wind SSW 6 mph

**Referee:** Jerome Boger



TEAM STATISTICS

	Cardinals	Titans
TOTAL FIRST DOWNS	22	17
THIRD DOWN EFFICIENCY	7-13-53.8%	5-14-35.7%
FOURTH DOWN EFFICIENCY	0-0-0.0%	1-3-33.3%
TOTAL NET YARDS	416	248
Plays - Avg.	67-6.2	64-3.9
NET YARDS RUSHING	136	86
Rushes - Avg.	33-4.1	22-3.9
NET YARDS PASSING	280	162
Sacks - Yards Lost	2-9	6-56
PASS ATT-COMP-INT	32-21-1	36-22-1
PUNTS - Avg.	3-48.0	3-50.3
Net Punting Average	41.3	42.3
PUNT RETURNS - Yards	2-24	0-0
KICKOFF RETURNS - Yards	1-22	1-14
INTERCEPTIONS - Yards	1--3	1-12
PENALTIES Number and Yards	8-59	7-57
FUMBLES Number and Lost	1-0	2-2
TOUCHDOWNS	5	2
EXTRA POINTS Made-Attempts	5-5	1-2
RED ZONE EFFICIENCY	4-5-80%	2-2-100%
GOAL TO GO EFFICIENCY	2-3-67%	1-1-100%
SAFETIES	0	0
GIVEAWAYS	1	3
TAKEAWAYS	3	1
TIME OF POSSESSION	33:21	26:39

### CARDINALS STARTERS

OFFENSE		DEFENSE	
WR 10	D.Hopkins	DT 94	Z.Allen
LT 74	D.Humphries	NT 90	R.Lawrence
LG 67	J.Pugh	DE 99	J.Watt
C 61	R.Hudson	LB 58	J.Hicks
RG 79	J.Jones	ILB 25	Z.Collins
RT 68	K.Beachum	ILB 9	I.Simmons
TE 87	M.Williams	OLB 55	C.Jones
TE 86	D.Harris	CB 7	B.Murphy
WR 4	R.Moore	CB 20	M.Wilson
QB 1	K.Murray	S 34	J.Thompson
RB 2	C.Edmonds	S 3	B.Baker

### TITANS STARTERS

OFFENSE		DEFENSE	
WR 2	J.Jones	DT 98	J.Simmons
LT 77	T.Lewan	NT 93	T.Tart
LG 76	R.Saffold	DE 91	L.Murchison
C 60	B.Jones	LB 55	J.Brown
RG 64	N.Davis	LB 54	R.Evans
RT 72	D.Quessenberry	OLB 58	H.Landry
TE 87	G.Swaim	OLB 48	B.Dupree
TE 85	M.Pruitt	CB 26	K.Fulton
WR 11	A.Brown	CB 20	J.Jenkins
QB 17	R.Tannehill	S 37	A.Hooker
RB 22	D.Henry	S 31	K.Byard

### CARDINALS INDIVIDUAL STATISTICS

Rushing	Att	Yds	Avg	Lg	TD
C.Edmonds	12	63	5.3	16	0
J.Conner	16	53	3.3	8	0
K.Murray	5	20	4.0	8	1
<b>Total</b>	<b>33</b>	<b>136</b>	<b>4.1</b>	<b>16</b>	<b>1</b>

Passing	Att	Cmp	Yds	TD	Lg	IN	Rt
K.Murray	32	21	289	4	38	1	121.0
<b>Total</b>	<b>32</b>	<b>21</b>	<b>289</b>	<b>4</b>	<b>38</b>	<b>1</b>	<b>121.0</b>

Receiving	No	Yds	Avg	Lg	TD
D.Hopkins	6	83	13.8	38	2
C.Kirk	5	70	14.0	26	2
R.Moore	4	68	17.0	29	0
C.Edmonds	4	43	10.8	36	0
A.Green	2	25	12.5	21	0
<b>Total</b>	<b>21</b>	<b>289</b>	<b>13.8</b>	<b>38</b>	<b>4</b>

Interceptions	No	Yds	Avg	Lg	TD
I.Simmons	1	-3	-3.0	-3	0
<b>Total</b>	<b>1</b>	<b>-3</b>	<b>-3.0</b>	<b>-3</b>	<b>0</b>

### Leading Tacklers (Press Box Totals)

I. Simmons 9-7-2; B. Baker 8-5-3; C. Jones 6-6-0

**Sacks:** C. Jones 5; M. Dogbe 1

**FF:** C. Jones 2

**FR:** C. Peters 1; M. Golden 1

### TITANS INDIVIDUAL STATISTICS

Rushing	Att	Yds	Avg	Lg	TD
D.Henry	17	58	3.4	19	0
R.Tannehill	2	17	8.5	16	1
J.McNichols	2	9	4.5	8	0
M.Sargent	1	2	2.0	2	0
<b>Total</b>	<b>22</b>	<b>86</b>	<b>3.9</b>	<b>19</b>	<b>1</b>

Passing	Att	Cmp	Yds	TD	Lg	IN	Rt
R.Tannehill	35	21	212	1	39	1	74.9
M.Farley	1	1	6	0	6	0	91.7
<b>Total</b>	<b>36</b>	<b>22</b>	<b>218</b>	<b>1</b>	<b>39</b>	<b>1</b>	<b>75.9</b>

Receiving	No	Yds	Avg	Lg	TD
C.Rogers	4	62	15.5	39	0
A.Brown	4	49	12.3	19	1
J.Jones	3	29	9.7	10	0
J.McNichols	3	24	8.0	9	0
D.Henry	3	19	6.3	8	0
A.Firkser	3	19	6.3	11	0
N.Westbrook-Ikhine	1	10	10.0	10	0
A.Hooker	1	6	6.0	6	0
<b>Total</b>	<b>22</b>	<b>218</b>	<b>9.9</b>	<b>39</b>	<b>1</b>

Interceptions	No	Yds	Avg	Lg	TD
K.Byard	1	12	12.0	12	0
<b>Total</b>	<b>1</b>	<b>12</b>	<b>12.0</b>	<b>12</b>	<b>0</b>

### Leading Tacklers (Press Box Totals)

J. Jenkins 8-8-0; R. Evans 6-6-0; A. Hooker 6-5-1; J. Brown 6-5-1

**Sacks:** J. Simmons 1; H. Landry 1

**FF:** None **FR:** None



# 2021 TITANS GAME-BY-GAME SUMMARIES



## Week 2: Titans 33, Seahawks 30 (OT) Sunday, Sept. 19, 2021 • 1:25 p.m. PT • Lumen Field



In Week Two of the 2021 season, the Titans traveled to Seattle to face the Seahawks and won in overtime by a score of 33-30. Tennessee overcame a double-digit deficit to tie the contest with under a minute to play to force an additional stanza of football. RB **Derrick Henry** rushed for 182 yards and scored three touchdowns while K **Randy Bullock**, in his Titans debut, made the game-winning field goal in overtime.

In the first quarter, both Tennessee and Seattle converted one field goal apiece to make it a 3-3 game. In the second quarter, the Titans tacked on another field goal on a seven-play scoring drive that saw QB **Ryan Tannehill** connect with WR **Julio Jones** for a 51-yard pass. Tennessee took a 6-3 lead as Bullock converted a 30-yard attempt. However, Seattle then scored on back-to-back possessions. First, Seahawks QB **Russell Wilson** connected with Seahawks WR **Tyler Lockett** for a 63-yard touchdown. On the following Titans drive, Tannehill was strip-sacked by Seahawks DE **Alton Robinson** and the ball was recovered by Seahawks DE **Kerry Hyder Jr.** at the Tennessee six-yard line. Seattle capitalized on the turnover as ultimately Seahawks RB **Chris Carson** ran in a two-yard touchdown to make it a 17-6 game.

Later in the second quarter, Tannehill orchestrated a 63-yard scoring drive with first-down receptions by Henry and Jones. The possession culminated in a 24-yard field goal by Bullock, as the Titans cut the lead 17-9. Seattle took the field with just over a minute left in the half, and promptly moved down the field for a 75-yard scoring drive as Carson scored his second touchdown of the day on a one-yard run. Seattle took a 24-9 advantage into halftime.

The Titans began the second half with possession of the ball and swiftly scored a touchdown. Tannehill connected with WR **A.J. Brown** and TE **MyCole Pruitt** for a pair of 15-yard passes, with the drive culminating in a nine-yard touchdown run by Henry, 24-16.

Seattle began the fourth quarter with a touchdown as Wilson threw a 68-yard score to Seahawks WR **Freddie Swain**. However, the extra point attempt was no good, as Seattle increased the lead 30-16. Tennessee responded with a two-play scoring drive of their own, as Henry took the handoff and raced 60 yards for his second score of the day to make it 30-23.

Later in the fourth quarter with the Titans trailing by seven points, Tennessee engineered a 12-play scoring drive. With under a minute remaining in regulation, Henry scored his third touchdown of the day, a game-tying one-yard rush to make it 30-30 and force overtime.

Tennessee punted on their first possession in overtime, pinning the Seahawks at their

own 13-yard line. After Wilson threw two incomplete passes, OLB **Ola Adeniyi** sacked Wilson for a loss of 12 to make it fourth down. Beginning the drive at the Seattle 39-yard line, Henry tallied four consecutive rushes for 21 yards. Then, on fourth down, Bullock converted a game-winning 36-yard field goal to give the Titans a 33-30 walk-off victory in Seattle.

### SCORING

	1	2	3	4	OT	Final
Tennessee	3	6	7	14	3	33
Seattle	3	21	0	6	0	30

### TEAM SCORING PLAY

TEAM	SCORING PLAY	TIME
Seahawks	J.Myers 31 yd. Field Goal	1-9:25
Titans	R.Bullock 33 yd. Field Goal	1-2:45
Titans	R.Bullock 30 yd. Field Goal	2-8:18
Seahawks	T.Lockett 63 yd. pass from R.Wilson (J.Myers kick)	2-6:34
Seahawks	C.Carson 2 yd. run (J.Myers kick)	2-5:20
Titans	R.Bullock 24 yd. Field Goal	2-1:05
Seahawks	C.Carson 1 yd. run (J.Myers kick)	2-0:17
Titans	D.Henry 9 yd. run (R.Bullock kick)	3-10:37
Seahawks	F.Swain 68 yd. pass from R.Wilson (kick failed, hru)	4-13:06
Titans	D.Henry 60 yd. run (R.Bullock kick)	4-12:17
Titans	D.Henry 1 yd. run (R.Bullock kick)	4-0:29
Titans	R.Bullock 36 yd. Field Goal	5-4:45

Missed FGs: R. Bullock 44WR

Attendance: 68,585

Time of Game: 3:27

Weather: 61°, Cloudy, Wind S 12 mph

Referee: John Hussey



### TEAM STATISTICS

	Titans	Seahawks
TOTAL FIRST DOWNS	33	17
THIRD DOWN EFFICIENCY	6-14-42.9%	4-12-33.3%
FOURTH DOWN EFFICIENCY	0-1-0.0%	0-0-0.0%
TOTAL NET YARDS	532	397
Plays - Avg.	83-6.4	52-7.6
NET YARDS RUSHING	212	77
Rushes - Avg.	40-5.3	18-4.3
NET YARDS PASSING	320	320
Sacks - Yards Lost	3-27	3-23
PASS ATT-COMP-INT	40-27-0	31-22-0
PUNTS - Avg.	2-47.0	6-51.7
Net Punting Average	47.0	39.7
PUNT RETURNS - Yards	3-32	0-0
KICKOFF RETURNS - Yards	6-100	3-30
INTERCEPTIONS - Yards	0-0	0-0
PENALTIES Number and Yards	5-45	10-100
FUMBLES Number and Lost	1-1	0-0
TOUCHDOWNS	3	4
EXTRA POINTS Made-Attempts	3-3	3-4
RED ZONE EFFICIENCY	2-6-33%	2-3-67%
GOAL TO GO EFFICIENCY	2-3-67%	2-2-100%
SAFETIES	0	0
GIVEAWAYS	1	0
TAKEAWAYS	0	1
TIME OF POSSESSION	42:33	22:42

### TITANS STARTERS

OFFENSE		DEFENSE	
WR 2	J.Jones	DE 91	L.Murchison
TE 87	G.Swaim	NT 93	T.Tart
LT 70	T.Sambrailo	DT 98	J.Simmons
LG 76	R.Saffold	OLB 48	B.Dupree
C 60	B.Jones	ILB 51	D.Long
RG 64	N.Davis	ILB 54	R.Evans
RT 72	D.Quessenberry	OLB 58	H.Landry
FB 41	K.Blasingame	CB 20	J.Jenkins
WR 11	A.Brown	S 31	K.Byard
QB 17	R.Tannehill	S 30	B.McDougald
RB 22	D.Henry	CB 26	K.Fulton

### SEAHAWKS STARTERS

OFFENSE		DEFENSE	
WR 14	D.Metcalf	EDGE 10	B.Mayowa
LT 76	D.Brown	DE 51	K.Hyder
LG 68	D.Lewis	NT 97	P.Ford
C 61	K.Fuller	DT 99	A.Woods
RG 66	G.Jackson	OLB 94	R.Green
RT 72	B.Shell	MLB 54	B.Wagner
TE 81	G.Everett	OLB 56	J.Brooks
WR 16	T.Lockett	LCB 2	D.Reed
QB 3	R.Wilson	RCB 21	T.Flowers
FB 89	W.Dissly	SS 33	J.Adams
RB 32	C.Carson	FS 6	Q.Diggs

### TITANS INDIVIDUAL STATISTICS

Rushing	Att	Yds	Avg	Lg	TD
D.Henry	35	182	5.2	60	3
R.Tannehill	4	27	6.8	19	0
J.McNichols	1	3	3.0	3	0
<b>Total</b>	<b>40</b>	<b>212</b>	<b>5.3</b>	<b>60</b>	<b>3</b>

Passing	Att	Cmp	Yds	TD	Lg	IN	Rt
R.Tannehill	40	27	347	0	51	0	94.5
<b>Total</b>	<b>40</b>	<b>27</b>	<b>347</b>	<b>0</b>	<b>51</b>	<b>0</b>	<b>94.5</b>

Receiving	No	Yds	Avg	Lg	TD
J.Jones	6	128	21.3	51	0
D.Henry	6	55	9.2	15	0
A.Brown	3	43	14.3	15	0
M.Pruitt	3	43	14.3	22	0
J.McNichols	3	26	8.7	12	0
C.Rogers	2	22	11.0	12	0
G.Swaim	2	10	5.0	5	0
T.Hudson	1	14	14.0	14	0
N.Westbrook-Ikhine	1	6	6.0	6	0
<b>Total</b>	<b>27</b>	<b>347</b>	<b>12.9</b>	<b>51</b>	<b>0</b>

Interceptions	No	Yds	Avg	Lg	TD
None					

### Leading Tacklers (Press Box Totals)

H.Landry 7-4-3; C. Jackson 6-5-1; J. Jenkins 6-4-2

Sacks: D. Autry 1.5; O. Adeniyi 1; J. Simmons 0.5

FF: None

FR: None

### SEAHAWKS INDIVIDUAL STATISTICS

Rushing	Att	Yds	Avg	Lg	TD
C.Carson	13	31	2.4	8	2
A.Collins	1	25	25.0	25	0
R.Wilson	3	16	5.3	12	0
F.Swain	1	5	5.0	5	0
<b>Total</b>	<b>18</b>	<b>77</b>	<b>4.3</b>	<b>25</b>	<b>2</b>

Passing	Att	Cmp	Yds	TD	Lg	IN	Rt
R.Wilson	31	22	343	2	68	0	128.8
<b>Total</b>	<b>31</b>	<b>22</b>	<b>343</b>	<b>2</b>	<b>68</b>	<b>0</b>	<b>128.8</b>

Receiving	No	Yds	Avg	Lg	TD
T.Lockett	8	178	22.3	63	1
D.Metcalf	6	53	8.8	16	0
F.Swain	5	95	19.0	68	1
T.Homer	2	14	7.0	11	0
G.Everett	1	3	3.0	3	0
<b>Total</b>	<b>22</b>	<b>343</b>	<b>15.6</b>	<b>68</b>	<b>2</b>

Interceptions	No	Yds	Avg	Lg	TD
None					

### Leading Tacklers (Press Box Totals)

B. Wagner 20-16-4; Q. Diggs 10-5-5; D. Reed 9-5-4

Sacks: A. Robinson 1; B. Wagner 1; A. Woods 1

FF: A. Robinson 1 FR: K. Hyder 1

# 2021 TITANS GAME-BY-GAME SUMMARIES



## Week 3: Titans 25, Colts 16 Sunday, Sept. 26, 2021 • 12:00 p.m. CT • Nissan Stadium



In Week 3 of the 2021 season, the Titans hosted the Colts for a divisional matchup at home. Tennessee won by a score of 25-16.

The Titans got on the board in the first quarter with an 11-play, 71-yard scoring drive. QB **Ryan Tannehill** ran for a 17-yard first down, connected with WR **Julio Jones** for a 15-yard reception on fourth down, and RB **Derrick Henry** added a 19-yard carry to move the chains. The drive culminated in Tannehill hitting WR **Chester Rogers** for a six-yard score and an early 7-0 Titans lead.

Later in the first quarter, Tannehill was intercepted by Colts LB **Darius Leonard** who returned the ball four yards to the Indianapolis 47-yard line. Indianapolis capitalized on the turnover as Colts RB **Nyheim Hines** ran in a nine-yard score, 7-7.

On the ensuing Titans possession, Jones contributed two catches for 32 yards, and Henry added three carries for 20 yards, moving the sticks and allowing Tannehill to toss an 18-yard touchdown pass to WR **Nick Westbrook-Ikhine**. The Titans pulled ahead, 14-7. Later in the second quarter, the Titans committed a second turnover as Tannehill was intercepted by Colts CB **Kenny Moore II** who returned the ball 32 yards. Indianapolis capitalized on the interception and tacked on a 43-yard field goal to make it a 14-10 game heading into halftime.

In the third quarter, Indianapolis drove into the red zone but the Titans defense held the Colts to a 28-yard field goal to make it a 14-13 game.

Leading by one point in the fourth quarter, the Titans constructed a five-play, 59-yard scoring drive that culminated in Tannehill throwing a 10-yard touchdown pass to RB **Jeremy McNichols** on third-and-goal. Head Coach **Mike Vrabel** elected to go for two to make it a two-score game, and the attempt was successful as Henry barreled into the end zone for a 22-13 advantage. On the ensuing Indianapolis possession, Colts QB **Carson Wentz** connected with Colts WR **Zach Pascal** for a 27-yard gain, and Hines for a 36-yard pass, to put Indianapolis in field goal range. Colts K **Rodrigo Blankenship** converted a 24-yard field goal to bring it back to a one-score game, 22-16.

The Titans took over and strung together a 14-play, 67-yard scoring drive that elapsed over seven minutes. Henry accounted for 27 all-purpose yards, and Westbrook-Ikhine and TE **MyCole Pruitt** contributed first-down receptions. Ultimately, K **Randy Bullock** successfully made a 32-yard field goal to make it 25-16, and Tennessee preserved the score to seal a division win at home.

### SCORING

	1	2	3	4	Final
Indianapolis	0	10	3	3	16
Tennessee	7	7	0	11	25

TEAM	SCORING PLAY	TIME
Titans	C.Rogers 6 yd. pass from R.Tannehill (R.Bullock kick)	1-6:34
Colts	N.Hines 9 yd. run (R.Blankenship kick)	2-10:19
Titans	N.Westbrook-Ikhine 18 yd. pass from R.Tannehill (R.Bullock kick)	2-5:56
Colts	R.Blankenship 43 yd. Field Goal	2-0:00
Colts	R.Blankenship 28 yd. Field Goal	3-6:26
Titans	J.McNichols 10 yd. pass from R.Tannehill (D.Henry run)	4-12:56
Colts	R.Blankenship 24 yd. Field Goal	4-10:20
Titans	R.Bullock 32 yd. Field Goal	4-2:58

Missed FGs: R. Blankenship 51WR

Attendance: 67,914

Time of Game: 3:01

Weather: 72°, Sunny, Wind SW 2 mph

Referee: Bill Vinovich



TEAM STATISTICS

	Colts	Titans
TOTAL FIRST DOWNS	19	24
THIRD DOWN EFFICIENCY	3-12-25.0%	6-12-50.0%
FOURTH DOWN EFFICIENCY	2-2-100.0%	1-1-100.0%
TOTAL NET YARDS	265	368
Plays - Avg.	57-4.6	65-5.7
NET YARDS RUSHING	87	180
Rushes - Avg.	18-4.8	37-4.9
NET YARDS PASSING	178	188
Sacks - Yards Lost	2-16	1-9
PASS ATT-COMP-INT	37-19-0	27-18-2
PUNTS - Avg.	4-49.3	1-42.0
Net Punting Average	38.3	42.0
PUNT RETURNS - Yards	0-0	3-44
KICKOFF RETURNS - Yards	2-33	2-31
INTERCEPTIONS - Yards	2-36	0-0
PENALTIES Number and Yards	4-66	4-24
FUMBLES Number and Lost	1-0	1-1
TOUCHDOWNS	1	3
EXTRA POINTS Made-Attempts	1-1	3-3
RED ZONE EFFICIENCY	1-3-33%	3-5-60%
GOAL TO GO EFFICIENCY	0-2-0%	2-2-100%
SAFETIES	0	0
GIVEAWAYS	0	3
TAKEAWAYS	3	0
TIME OF POSSESSION	25:54	34:06

### COLTS STARTERS

OFFENSE		DEFENSE	
WR 1	P.Campbell	DE 51	K.Paye
TE 84	J.Doyle	NT 90	G.Stewart
LT 79	E.Fisher	DT 99	D.Buckner
LG 56	Q.Nelson	DE 97	A.Muhammad
C 78	R.Kelly	WLB 53	D.Leonard
RG 64	M.Glowinski	MLB 58	B.Okereke
RT 73	J.Davenport	CB 27	X.Rhodes
WR 14	Z.Pascal	CB 26	R.Ya-Sin
WR 11	M.Pittman	FS 32	J.Blackmon
QB 2	C.Wentz	SS 37	K.Willis
RB 28	J.Taylor	CB 23	K.Moore

### TITANS STARTERS

OFFENSE		DEFENSE	
WR 2	J.Jones	DE 96	D.Autry
TE 87	G.Swaim	NT 93	T.Tart
LT 77	T.Lewan	DT 98	J.Simmons
LG 76	R.Saffold	DB 35	C.Jackson
C 60	B.Jones	ILB 51	D.Long
RG 64	N.Davis	ILB 54	R.Evans
RT 72	D.Quessenberry	OLB 58	H.Landry
WR 11	A.Brown	CB 20	J.Jenkins
QB 17	R.Tannehill	S 31	K.Byard
RB 22	D.Henry	CB 26	K.Fulton
WR 15	N.Westbrook-Ikhine	S 29	D.Cruikshank

### COLTS INDIVIDUAL STATISTICS

Rushing	Att	Yds	Avg	Lg	TD
J.Taylor	10	64	6.4	23	0
N.Hines	6	25	4.2	9	1
M.Pittman	1	5	5.0	5	0
A.Dulin	1	-7	-7.0	-7	0
<b>Total</b>	<b>18</b>	<b>87</b>	<b>4.8</b>	<b>23</b>	<b>1</b>

Passing	Att	Cmp	Yds	TD	Lg	IN	Rt
C.Wentz	37	19	194	0	36	0	66.7
<b>Total</b>	<b>37</b>	<b>19</b>	<b>194</b>	<b>0</b>	<b>36</b>	<b>0</b>	<b>66.7</b>

Receiving	No	Yds	Avg	Lg	TD
M.Pittman	6	68	11.3	18	0
N.Hines	5	54	10.8	36	0
Z.Pascal	2	31	15.5	27	0
M.Alie-Cox	2	14	7.0	11	0
P.Campbell	2	9	4.5	5	0
J.Doyle	1	10	10.0	10	0
J.Taylor	1	8	8.0	8	0
<b>Total</b>	<b>19</b>	<b>194</b>	<b>10.2</b>	<b>36</b>	<b>0</b>

Interceptions	No	Yds	Avg	Lg	TD
K.Moore	1	32	32.0	32	0
D.Leonard	1	4	4.0	4	0
<b>Total</b>	<b>2</b>	<b>36</b>	<b>18.0</b>	<b>32</b>	<b>0</b>

### Leading Tacklers (Press Box Totals)

J. Blackmon 11-11-0; B. Okereke 8-6-2; K. Moore 7-7-0

Sacks: B. Okereke 1  
FF: R. Ya-Sin 1  
FR: R. Ya-Sin 1

### TITANS INDIVIDUAL STATISTICS

Rushing	Att	Yds	Avg	Lg	TD
D.Henry	28	113	4.0	19	0
R.Tannehill	5	56	11.2	28	0
J.McNichols	2	6	3.0	5	0
A.Brown	1	3	3.0	3	0
M.Sargent	1	2	2.0	2	0
<b>Total</b>	<b>37</b>	<b>180</b>	<b>4.9</b>	<b>28</b>	<b>0</b>

Passing	Att	Cmp	Yds	TD	Lg	IN	Rt
R.Tannehill	27	18	197	3	26	2	94.2
<b>Total</b>	<b>27</b>	<b>18</b>	<b>197</b>	<b>3</b>	<b>26</b>	<b>2</b>	<b>94.2</b>

Receiving	No	Yds	Avg	Lg	TD
N.Westbrook-Ikhine	4	53	13.3	18	1
J.Jones	3	47	15.7	25	0
D.Henry	3	31	10.3	14	0
G.Swaim	3	27	9.0	26	0
C.Batson	1	13	13.0	13	0
J.McNichols	1	10	10.0	10	1
M.Pruitt	1	7	7.0	7	0
C.Rogers	1	6	6.0	6	1
T.Hudson	1	3	3.0	3	0
<b>Total</b>	<b>18</b>	<b>197</b>	<b>10.9</b>	<b>26</b>	<b>3</b>

Interceptions	No	Yds	Avg	Lg	TD
None					

### Leading Tacklers (Press Box Totals)

D. Long 8-5-3; R. Evans 8-4-4; D. Cruikshank 6-4-2

Sacks: O. Adeniyi 1.5; H. Landry 0.5  
FF: None FR: None



# 2021 TITANS GAME-BY-GAME SUMMARIES



## Week 4: Titans 24, Jets 27 (OT) Sunday, Oct. 3, 2021 • 1:00 p.m. ET • MetLife Stadium



In Week 4 of the 2021 season, the Titans traveled to New York to face the Jets and lost in overtime by a score of 27-24.

Tennessee got on the board first and scored three consecutive field goals on the offense's first three possessions. K **Randy Bullock** converted a 44-yard kick, a 46-yard try, and then after CB **Kristian Fulton** intercepted Jets QB **Zach Wilson** to give the Titans the ball at the Jets' 32-yard line, Tennessee capitalized on the turnover and Bullock added a 36-yard field goal for a 9-0 Titans lead.

The Jets got on the board in the second quarter with an 11-play scoring drive that included two receptions for 43 yards by Jets WR **Corey Davis**. The drive culminated in a two-yard rushing score by Jets RB **Michael Carter** to make it a 9-7 contest.

In the third quarter, New York took the lead on a 78-yard scoring drive that included a 54-yard pass from Wilson to Jets WR **Keelan Cole**. Ultimately, Jets K **Matt Ammendola** converted a 27-yard field goal to make it 10-9, Jets. However, the Titans responded on their ensuing possession and took the lead back. QB **Ryan Tannehill** orchestrated a 75-yard scoring drive that featured RB **Derrick Henry** rushing for 50 yards and one touchdown on four carries. Tennessee elected to go for two, and the attempt was successful as Tannehill connected with TE **MyCole Pruitt** in the end zone for a 17-10 Titans advantage. However, New York knotted the score on their following possession. A defensive pass interference call gave the Jets a first down at the Tennessee 34-yard line, and Wilson went on to toss a three-yard touchdown to Jets WR **Jamison Crowder** to make it a 17-17 contest. Later in the fourth quarter, the Jets took the lead as Wilson threw a 53-yard touchdown pass to Davis. New York went ahead 24-17 with under 10 minutes remaining in regulation.

The score was tied again in the fourth quarter as Tannehill engineered an 11-play scoring drive that saw first-down receptions by RB **Jeremy McNichols**, WR **Josh Reynolds** and TE **Anthony Firkser**, before Tannehill connected with WR **Cameron Batson** in the end zone for a two-yard score with 19 seconds remaining in regulation. The extra point attempt was successful, and the Titans and Jets headed to overtime tied at 24.

New York opened the overtime stanza with possession of the ball and successfully converted a 22-yard field goal to take the lead 27-24. Despite Tennessee driving into Jets territory on the team's ensuing possession, Bullock's 49-yard field goal try was unsuccessful and the Titans fell to the Jets in overtime.

### SCORING

	1	2	3	4	OT	Final
Tennessee	3	6	0	15	0	24
New York Jets	0	7	3	14	3	27

TEAM	SCORING PLAY	TIME
Titans	R.Bullock 44 yd. Field Goal	1-7:06
Titans	R.Bullock 46 yd. Field Goal	2-12:53
Titans	R.Bullock 36 yd. Field Goal	2-10:29
Jets	Mi.Carter 2 yd. run (M.Ammendola kick)	2-4:49
Jets	M.Ammendola 27 yd. Field Goal	3-0:19
Titans	D.Henry 1 yd. run (R.Tannehill-M.Pruitt pass)	4-13:14
Jets	J.Crowder 3 yd. pass from Z.Wilson (M.Ammendola kick)	4-11:30
Jets	C.Davis 53 yd. pass from Z.Wilson (M.Ammendola kick)	4-9:06
Titans	C.Batson 2 yd. pass from R.Tannehill (R.Bullock kick)	4-0:16
Jets	M.Ammendola 22 yd. Field Goal	5-4:31

Missed FGs: R. Bullock 49WL

Attendance: 70,232

Time of Game: 3:48

Weather: 78°, Mostly Sunny, Wind SSW 10 mph

Referee: Adrian Hill



### TEAM STATISTICS

	Titans	Jets
TOTAL FIRST DOWNS	30	16
THIRD DOWN EFFICIENCY	5-19-26.3%	6-14-42.9%
FOURTH DOWN EFFICIENCY	2-3-66.7%	0-0-0.0%
TOTAL NET YARDS	430	355
Plays - Avg.	93-4.6	60-5.9
NET YARDS RUSHING	177	66
Rushes - Avg.	37-4.8	25-2.6
NET YARDS PASSING	253	289
Sacks - Yards Lost	7-45	1-8
PASS ATT-COMP-INT	49-30-0	34-21-1
PUNTS - Avg.	5-37.6	6-46.2
Net Punting Average	31.2	38.8
PUNT RETURNS - Yards	3-44	2-32
KICKOFF RETURNS - Yards	0-0	4-81
INTERCEPTIONS - Yards	1-13	0-0
PENALTIES Number and Yards	8-98	6-65
FUMBLES Number and Lost	1-0	3-0
TOUCHDOWNS	2	3
EXTRA POINTS Made-Attempts	2-2	3-3
RED ZONE EFFICIENCY	2-5-40%	2-4-50%
GOAL TO GO EFFICIENCY	2-2-100%	2-3-67%
SAFETIES	0	0
GIVEAWAYS	0	1
TAKEAWAYS	1	0
TIME OF POSSESSION	40:42	29:03

### TITANS STARTERS

OFFENSE		DEFENSE	
TE 86	A.Firkser	DL 96	D.Autry
TE 85	M.Pruitt	NT 93	T.Tart
LT 77	T.Lewan	DT 98	J.Simmons
LG 76	R.Saffold	DE 94	A.Bledsoe
C 60	B.Jones	ILB 51	D.Long
RG 64	N.Davis	ILB 54	R.Evans
RT 72	D.Quessenberry	OLB 58	H.Landry
TE 87	G.Swaim	CB 20	J.Jenkins
WR 15	N.Westbrook-Ikhine	CB 26	K.Fulton
QB 17	R.Tannehill	S 29	D.Cruikshank
RB 22	D.Henry	S 31	K.Byard

### JETS STARTERS

OFFENSE		DEFENSE	
WR 84	C.Davis	DL 91	J.Franklin-Myers
TE 86	R.Griffin	DL 95	Q.Williams
LT 76	G.Fant	DL 94	F.Fatukasi
LG 75	A.Vera-Tucker	DL 47	B.Huff
C 60	C.McGovern	LB 57	C.Mosley
RG 62	G.Van Roten	LB 56	Qu.Williams
RT 78	M.Moses	LB 44	J.Sherwood
WR 88	K.Cole	CB 37	B.Hall
TE 85	T.Wesco	CB 26	B.Echols
QB 2	Z.Wilson	S 33	A.Colbert
RB 32	Mi.Carter	S 39	J.Wilson

### TITANS INDIVIDUAL STATISTICS

Rushing	Att	Yds	Avg	Lg	TD
D.Henry	33	157	4.8	22	1
J.McNichols	1	11	11.0	11	0
R.Tannehill	3	9	3.0	7	0
<b>Total</b>	<b>37</b>	<b>177</b>	<b>4.8</b>	<b>22</b>	<b>1</b>

Passing	Att	Cmp	Yds	TD	Lg	IN	Rt
R.Tannehill	49	30	298	1	27	0	85.2
<b>Total</b>	<b>49</b>	<b>30</b>	<b>298</b>	<b>1</b>	<b>27</b>	<b>0</b>	<b>85.2</b>

Receiving	No	Yds	Avg	Lg	TD
J.McNichols	8	74	9.3	27	0
J.Reynolds	6	59	9.8	12	0
C.Rogers	5	63	12.6	20	0
N.Westbrook-Ikhine	3	29	9.7	18	0
A.Firkser	3	23	7.7	10	0
D.Henry	2	20	10.0	16	0
T.Hudson	1	14	14.0	14	0
M.Pruitt	1	14	14.0	14	0
C.Batson	1	2	2.0	2	1
<b>Total</b>	<b>30</b>	<b>298</b>	<b>9.9</b>	<b>27</b>	<b>1</b>

Interceptions	No	Yds	Avg	Lg	TD
K. Fulton	1	13	13.0	13	0
<b>Total</b>	<b>1</b>	<b>13</b>	<b>13.0</b>	<b>13</b>	<b>0</b>

**Leading Tacklers (Press Box Totals)**  
H.Landry 7-5-2; R. Evans 6-6-0; K. Byard 6-3-3

**Sacks:** H. Landry 1  
**FF:** J. Jenkins 1  
**FR:** None

### JETS INDIVIDUAL STATISTICS

Rushing	Att	Yds	Avg	Lg	TD
Mi.Carter	13	38	2.9	13	1
B.Berrios	2	15	7.5	9	0
T.Coleman	4	14	3.5	8	0
T.Johnson	3	1	0.3	2	0
Z.Wilson	3	-2	-0.7	2	0
<b>Total</b>	<b>25</b>	<b>66</b>	<b>2.6</b>	<b>13</b>	<b>1</b>

Passing	Att	Cmp	Yds	TD	Lg	IN	Rt
Z.Wilson	34	21	297	2	54	1	97.3
<b>Total</b>	<b>34</b>	<b>21</b>	<b>297</b>	<b>2</b>	<b>54</b>	<b>1</b>	<b>97.3</b>

Receiving	No	Yds	Avg	Lg	TD
J.Crowder	7	61	8.7	29	1
C.Davis	4	111	27.8	53	1
K.Cole	3	92	30.7	54	0
T.Coleman	2	17	8.5	9	0
T.Johnson	2	12	6.0	6	0
R.Griffin	1	8	8.0	8	0
B.Berrios	1	0	0.0	0	0
Mi.Carter	1	-4	-4.0	-4	0
<b>Total</b>	<b>21</b>	<b>297</b>	<b>14.1</b>	<b>54</b>	<b>2</b>

**Interceptions** No Yds Avg Lg TD  
None

**Leading Tacklers (Press Box Totals)**  
C. Mosley 13-10-3; Qu. Williams 12-10-2; J. Guidry 10-9-1

**Sacks:** Q. Williams 2; B. Huff 1.5; J. Franklin-Myers 1; C. Mosley 1; Qu. Williams 1; B. Hall 0.5  
**FF:** None FR: None

# 2021 TITANS GAME-BY-GAME SUMMARIES



## Week 5: Titans 37, Jaguars 19 Sunday, Oct. 10, 2021 • 1:00 p.m. ET • TIAA Bank Field



In Week 5 of the 2021 season, the Titans traveled to Jacksonville to face the Jaguars and won by a score of 37-19.

On Jacksonville's opening possession, Jaguars TE **Dan Arnold** caught a pass from Jaguars QB **Trevor Lawrence**, but CB **Elijah Molden** forced a fumble that was recovered by S **Kevin Byard**. Byard returned the ball for a 30-yard touchdown and an early 7-0 Titans lead. The Jacksonville offense took the field and replied with a touchdown of their own, as Jaguars RB **James Robinson** broke free for a 58-yard gain to flip field position. Ultimately, Robinson ran in a one-yard touchdown, but the extra point attempt was unsuccessful, 7-6.

Tennessee increased the lead in the second quarter, as an 11-play, 79-yard scoring drive was capped off with a one-yard touchdown plunge by RB **Derrick Henry** for a 14-6 Titans lead. However, Jacksonville responded on their ensuing possession with a 70-yard scoring drive that included a 25-yard reception by Jaguars WR **Marvin Jones Jr.** and a 22-yard catch by Jaguars WR **Tavon Austin**. The drive concluded with Lawrence tossing a one-yard touchdown pass to Jaguars TE **Jacob Hollister** to make it 14-13. The Titans came right back on their next possession with another score. WR **Marcus Johnson** caught a 22-yard pass, WR **Cameron Batson** took a direct snap for 11 yards and a first down, and then Tannehill connected with TE **MyCole Pruitt** for a 14-yard touchdown to make it a 21-13 Titans lead.

Later in the second quarter, K **Randy Bullock** tacked on a 34-yard field goal as Tennessee took a 24-13 advantage into halftime.

Tennessee began the second half with another score by Henry, who accounted for seven carries for 42 yards and one touchdown on the drive to make it a 31-13 game.

In the fourth quarter, Jacksonville cut Tennessee's lead as Lawrence led the Jaguars on a 10-play, 80-yard drive that included two first-down rushes by Robinson. Lawrence eventually ran in a four-yard touchdown, but the two-point conversion attempt failed, 31-19. On Jacksonville's next offensive series, facing a first down at the Tennessee five-yard line, the Titans defense produced a goal line stand. Lawrence threw two incomplete passes and rushed for a gain of four to produce a fourth down at the one-yard line. Jaguars RB **Carlos Hyde** took the handoff, but DT **Teair Tart** provided penetration and forced Hyde back where he was tackled by DB **Chris Jackson** for a loss of three.

Later in the fourth quarter, the Titans took over on downs at the Jacksonville 39-yard line. Henry rushed four consecutive times for 29 yards, before running in his third touchdown of the day on a 10-yard score. The extra point attempt failed, but Tennessee sealed a 37-19 divisional road win.

### SCORING

	1	2	3	4	Final
Tennessee	7	17	7	6	37
Jacksonville	6	7	0	6	19

TEAM	SCORING PLAY	TIME
Titans	K.Byard 30 yd. fumble return (R.Bullock kick)	1-14:00
Jaguars	J.Robinson 1 yd. run (kick failed, hru)	1-11:21
Titans	D.Henry 1 yd. run (R.Bullock kick)	2-14:56
Jaguars	J.Hollister 1 yd. pass from T.Lawrence (M.Wright kick)	2-9:55
Titans	M.Pruitt 14 yd. pass from R.Tannehill (R.Bullock kick)	2-5:49
Titans	R.Bullock 34 yd. Field Goal	2-0:31
Titans	D.Henry 9 yd. run (R.Bullock kick)	3-9:48
Jaguars	T.Lawrence 4 yd. run (pass failed)	4-13:50
Titans	D.Henry 10 yd. run (kick failed, wr)	4-1:54

Missed FGs: M. Wright 53CR

Attendance: 58,282

Time of Game: 3:07

Weather: 78°, Partly Cloudy, Wind NE 13 mph

Referee: Alex Kemp



TEAM STATISTICS

	Titans	Jaguars
TOTAL FIRST DOWNS	23	24
THIRD DOWN EFFICIENCY	5-11-45.5%	3-10-30.0%
FOURTH DOWN EFFICIENCY	1-1-100.0%	1-3-33.3%
TOTAL NET YARDS	368	454
Plays - Avg.	61-6.0	66-6.9
NET YARDS RUSHING	184	198
Rushes - Avg.	36-5.1	31-6.4
NET YARDS PASSING	184	256
Sacks - Yards Lost	3-13	2-17
PASS ATT-COMP-INT	22-14-0	33-23-1
PUNTS - Avg	4-42.5	2-40.0
Net Punting Average	37.5	40.0
PUNT RETURNS - Yards	0-0	0-0
KICKOFF RETURNS - Yards	0-0	4-85
INTERCEPTIONS - Yards	1-0	0-0
PENALTIES Number and Yards	7-44	4-33
FUMBLES Number and Lost	0-0	1-1
TOUCHDOWNS	5	3
EXTRA POINTS Made-Attempts	4-5	1-3
RED ZONE EFFICIENCY	4-5-80%	3-5-60%
GOAL TO GO EFFICIENCY	3-3-100%	3-5-60%
SAFETIES	0	0
GIVEAWAYS	0	2
TAKEAWAYS	2	0
TIME OF POSSESSION	31:30	28:30

### TITANS STARTERS

OFFENSE		DEFENSE	
WR 11	A.Brown	DL 96	D.Autry
LT 77	T.Lewan	NT 93	T.Tart
LG 76	R.Saffold	DT 98	J.Simmons
C 60	B.Jones	DE 94	A.Bledsoe
RG 64	N.Davis	ILB 54	R.Evans
RT 72	D.Quessenberry	OLB 58	H.Landry
WR 88	M.Johnson	LB 51	D.Long
TE 87	G.Swaim	CB 20	J.Jenkins
QB 17	R.Tannehill	S 31	K.Byard
FB 41	K.Blasingame	SS 29	D.Cruikshank
RB 22	D.Henry	CB 26	K.Fulton

### JAGUARS STARTERS

OFFENSE		DEFENSE	
WR 10	L.Shenault	DT 90	M.Brown
LT 74	C.Robinson	NT 52	D.Hamilton
LG 68	A.Norwell	DE 96	A.Gotsis
C 65	B.Linder	OLB 41	J.Allen
RG 78	B.Bartch	MIKE 54	D.Wilson
RT 75	J.Taylor	WILL 44	M.Jack
TE 84	C.Manhertz	OLB 45	K.Chaisson
WR 11	M.Jones	CB 26	S.Griffin
TE 86	J.Hollister	FS 2	R.Jenkins
QB 16	T.Lawrence	SS 42	A.Wingard
RB 25	J.Robinson	CB 27	C.Claybrooks

### TITANS INDIVIDUAL STATISTICS

Rushing	Att	Yds	Avg	Lg	TD
D.Henry	29	130	4.5	15	3
R.Tannehill	3	21	7.0	8	0
C.Batson	2	15	7.5	11	0
C.Rogers	1	9	9.0	9	0
J.McNichols	1	9	9.0	9	0
<b>Total</b>	<b>36</b>	<b>184</b>	<b>5.1</b>	<b>15</b>	<b>3</b>

Passing	Att	Cmp	Yds	TD	Lg	IN	Rt
R.Tannehill	22	14	197	1	26	0	107.6
<b>Total</b>	<b>22</b>	<b>14</b>	<b>197</b>	<b>1</b>	<b>26</b>	<b>0</b>	<b>107.6</b>

Receiving	No	Yds	Avg	Lg	TD
M.Johnson	3	52	17.3	22	0
A.Brown	3	38	12.7	22	0
A.Firkser	3	33	11.0	14	0
J.McNichols	2	26	13.0	25	0
C.Rogers	1	26	26.0	26	0
M.Pruitt	1	14	14.0	14	1
J.Reynolds	1	8	8.0	8	0
<b>Total</b>	<b>14</b>	<b>197</b>	<b>14.1</b>	<b>26</b>	<b>1</b>

Interceptions	No	Yds	Avg	Lg	TD
K.Byard	1	0	0.0	0	0
<b>Total</b>	<b>1</b>	<b>0</b>	<b>0.0</b>	<b>0</b>	<b>0</b>

**Leading Tacklers (Press Box Totals)**  
D. Long 12-10-2; K. Byard 10-8-2; H. Landry 7-6-1; D. Cruikshank 7-6-1

**Sacks:** H. Landry 2  
**FF:** E. Molden 1  
**FR:** K. Byard 1

### JAGUARS INDIVIDUAL STATISTICS

Rushing	Att	Yds	Avg	Lg	TD
J.Robinson	18	149	8.3	58	1
T.Lawrence	7	28	4.0	8	1
C.Hyde	5	13	2.6	7	0
J.Agnew	1	8	8.0	8	0
<b>Total</b>	<b>31</b>	<b>198</b>	<b>6.4</b>	<b>58</b>	<b>2</b>

Passing	Att	Cmp	Yds	TD	Lg	IN	Rt
T.Lawrence	33	23	273	1	58	1	92.1
<b>Total</b>	<b>33</b>	<b>23</b>	<b>273</b>	<b>1</b>	<b>58</b>	<b>1</b>	<b>92.1</b>

Receiving	No	Yds	Avg	Lg	TD
D.Arnold	6	64	10.7	18	0
J.Agnew	6	41	6.8	8	0
T.Austin	5	54	10.8	22	0
L.Shenault	1	58	58.0	58	0
M.Jones	1	25	25.0	25	0
D.Ogunbowale	1	19	19.0	19	0
L.Farrell	1	13	13.0	13	0
J.Hollister	1	1	1.0	1	1
J.Robinson	1	-2	-2.0	-2	0
<b>Total</b>	<b>23</b>	<b>273</b>	<b>11.9</b>	<b>58</b>	<b>1</b>

**Interceptions** No Yds Avg Lg TD  
None

**Leading Tacklers (Press Box Totals)**  
J. Allen 7-5-2; D. Hamilton 7-5-2; K. Chaisson 6-3-3

**Sacks:** D. Smoot 1.5; K. Chaisson 1; J. Allen 0.5  
**FF:** None **FR:** None



# 2021 TITANS GAME-BY-GAME SUMMARIES



## Week 6: Titans 34, Bills 31 Monday, Oct. 18, 2021 • 7:15 p.m. CT • Nissan Stadium



In Week 6 of the 2021 season, the Titans hosted the Bills for a Monday Night Football contest and won by a score of 34-31. RB **Derrick Henry** totaled three touchdowns as the Titans offense put up 362 total yards and 146 rushing yards against a Buffalo defense that was ranked first overall (251.8 yards allowed per game) and third against the run (78.4) entering the contest.

Buffalo built a 6-0 lead with a field goal in each of the first two quarters. The matchup featured seven lead changes, and in the second quarter, Tennessee took the lead on a one-play scoring drive as Henry broke free for a 76-yard touchdown, 7-6 Titans. On the ensuing Buffalo possession, Bills QB **Josh Allen** led his team on a 72-yard scoring drive that resulted in a 14-yard touchdown pass from Allen to Bills WR **Stefon Diggs**, 13-7 Buffalo. On the Titans following possession, QB **Ryan Tannehill** connected with WR **Julio Jones** for a 43-yard pass to move the sticks before K **Randy Bullock** converted a 43-yard field goal. 13-10, Buffalo. On the Bills' first play of their next drive, Allen was intercepted by S **Kevin Byard** who returned the ball to the Buffalo 11-yard line. Henry rushed the ball seven yards before Tannehill took it into the end zone on a four-yard rushing score, and the Titans took the lead, 17-13.

Before the end of the first half, Buffalo tacked on another touchdown on a 10-play scoring drive. Diggs added two catches for 29 yards, as Allen ultimately connected with Bills WR **Cole Beasley** for a 29-yard touchdown on third-and-12. Buffalo took a 20-17 advantage into halftime.

The Bills opened up the second half with a 52-yard field goal to make it a 23-17 contest. However, Tennessee took the lead back on their next drive with a 12-play scoring possession. Henry rushed five times for 29 yards and one three-yard rushing touchdown as the Titans retook the lead, 24-23. Next, Buffalo recorded the sixth lead change of the game with a 75-yard scoring drive that culminated in a one-yard touchdown pass by Allen to Bills TE **Tommy Sweeney**. 31-24, Bills.

In the fourth quarter, with help from a 20-yard reception by WR **A.J. Brown**, the Titans moved into field goal range and Bullock converted a 38-yard kick to make it 31-27, Bills. Later in the fourth quarter, the Titans took the lead and didn't relinquish it as Henry tallied his third rushing score of the day. A 13-yard touchdown put the Titans ahead, 34-31. Despite Buffalo

driving into the red zone with under a minute to play, the Tennessee defense halted their opponent with a late-game stand and a fourth-and-one stop to deny Buffalo a first down inside the Titans five-yard line. Tennessee won at home by a final score of 34-31.

### SCORING

	1	2	3	4	Final
Buffalo	3	17	11	0	31
Tennessee	0	17	7	10	34

TEAM	SCORING PLAY	TIME
Bills	T.Bass 24 yd. Field Goal	1-6:07
Bills	T.Bass 28 yd. Field Goal	2-11:36
Titans	D.Henry 76 yd. run (R.Bullock kick)	2-11:20
Bills	S.Diggs 14 yd. pass from J.Allen (T.Bass kick)	2-7:54
Titans	R.Bullock 43 yd. Field Goal	2-5:04
Titans	R.Tannehill 4 yd. run (R.Bullock kick)	2-4:23
Bills	C.Beasley 29 yd. pass from J.Allen (T.Bass kick)	2-0:40
Bills	T.Bass 52 yd. Field Goal	3-10:49
Titans	D.Henry 3 yd. run (R.Bullock kick)	3-4:23
Bills	T.Sweeney 1 yd. pass from J.Allen (D.Knox-J.Allen pass)	3-0:27
Titans	R.Bullock 38 yd. Field Goal	4-9:45
Titans	D.Henry 13 yd. run (R.Bullock kick)	4-3:05

**Missed FGs:** None  
**Attendance:** 69,419  
**Time of Game:** 3:08  
**Weather:** 65°, Clear, Wind N 0 mph  
**Referee:** Clete Blakeman



TEAM STATISTICS

	Bills	Titans
TOTAL FIRST DOWNS	28	16
THIRD DOWN EFFICIENCY	7-13-53.8%	4-10-40.0%
FOURTH DOWN EFFICIENCY	0-1-0.0%	1-1-100.0%
TOTAL NET YARDS	417	362
Plays - Avg.	73-5.7	51-7.1
NET YARDS RUSHING	82	146
Rushes - Avg.	23-3.6	22-6.6
NET YARDS PASSING	335	216
Sacks - Yards Lost	3-18	0-0
PASS ATT-COMP-INT	47-35-1	29-18-1
PUNTS - Avg	2-46.5	2-53.5
Net Punting Average	46.5	50.5
PUNT RETURNS - Yards	2-6	1-0
KICKOFF RETURNS - Yards	3-77	7-132
INTERCEPTIONS - Yards	1-17	1-16
PENALTIES Number and Yards	8-60	7-91
FUMBLES Number and Lost	1-0	0-0
TOUCHDOWNS	3	4
EXTRA POINTS Made-Attempts	3-3	4-4
RED ZONE EFFICIENCY	2-5-40%	3-3-100%
GOAL TO GO EFFICIENCY	1-2-50%	1-1-100%
SAFETIES	0	0
GIVEAWAYS	1	1
TAKEAWAYS	1	1
TIME OF POSSESSION	32:50	27:10

### BILLS STARTERS

OFFENSE		DEFENSE	
WR 14	S.Diggs	LDE 50	G.Rousseau
TE 88	D.Knox	DT 91	E.Oliver
LT 73	D.Dawkins	DT 98	S.Lottulelei
LG 76	J.Feliciano	RDE 55	J.Hughes
C 60	M.Morse	MLB 49	T.Edmunds
RG 75	D.Williams	LB 58	M.Milano
RT 79	S.Brown	NCB 24	T.Johnson
WR 11	C.Beasley	CB 27	T.White
WR 1	E.Sanders	CB 39	L.Wallace
QB 17	J.Allen	S 21	J.Poyer
RB 26	D.Singletery	S 23	M.Hyde

### TITANS STARTERS

OFFENSE		DEFENSE	
WR 80	C.Rogers	DL 96	D.Autry
TE 87	G.Swaim	NT 93	T.Tart
WR 11	A.Brown	DT 98	J.Simmons
LT 77	T.Lewan	ILB 54	R.Evans
LG 76	R.Saffold	OLB 58	H.Landry
C 60	B.Jones	ILB 51	D.Long
RG 64	N.Davis	CB 20	J.Jenkins
RT 72	D.Quessenberry	S 31	K.Byard
WR 2	J.Jones	CB 3	C.Farley
QB 17	R.Tannehill	CB 24	E.Molden
RB 22	D.Henry	S 37	A.Hooker

### BILLS INDIVIDUAL STATISTICS

Rushing	Att	Yds	Avg	Lg	TD
D.Singletery	5	27	5.4	14	0
J.Allen	9	26	2.9	7	0
Z.Moss	8	24	3.0	7	0
I.McKenzie	1	5	5.0	5	0
<b>Total</b>	<b>23</b>	<b>82</b>	<b>3.6</b>	<b>14</b>	<b>0</b>

Passing	Att	Cmp	Yds	TD	Lg	IN	Rt
J.Allen	47	35	353	3	31	1	107.8
<b>Total</b>	<b>47</b>	<b>35</b>	<b>353</b>	<b>3</b>	<b>31</b>	<b>1</b>	<b>107.8</b>

Receiving	No	Yds	Avg	Lg	TD
S.Diggs	9	89	9.9	17	1
C.Beasley	7	88	12.6	29	1
E.Sanders	5	91	18.2	31	0
D.Singletery	5	16	3.2	6	0
D.Knox	3	25	8.3	11	0
G.Davis	2	25	12.5	20	0
Z.Moss	2	15	7.5	12	0
I.McKenzie	1	3	3.0	3	0
T.Sweeney	1	1	1.0	1	1
<b>Total</b>	<b>35</b>	<b>353</b>	<b>10.1</b>	<b>31</b>	<b>3</b>

Interceptions	No	Yds	Avg	Lg	TD
J. Poyer	1	17	17.0	17	0
<b>Total</b>	<b>1</b>	<b>17</b>	<b>17.0</b>	<b>17</b>	<b>0</b>

**Leading Tacklers (Press Box Totals)**  
 T. Edmunds 10-8-2; T. Johnson 6-4-2; J. Poyer 4-3-1

**Sacks:** None  
**FF:** None  
**FR:** None

### TITANS INDIVIDUAL STATISTICS

Rushing	Att	Yds	Avg	Lg	TD
D.Henry	20	143	7.2	76	3
R.Tannehill	2	3	1.5	4	1
<b>Total</b>	<b>22</b>	<b>146</b>	<b>6.6</b>	<b>76</b>	<b>4</b>

Passing	Att	Cmp	Yds	TD	Lg	IN	Rt
R.Tannehill	29	18	216	0	48	1	70.5
<b>Total</b>	<b>29</b>	<b>18</b>	<b>216</b>	<b>0</b>	<b>48</b>	<b>1</b>	<b>70.5</b>

Receiving	No	Yds	Avg	Lg	TD
A.Brown	7	91	13.0	22	0
J.Jones	3	59	19.7	48	0
N.Westbrook-Ikhine	3	27	9.0	14	0
D.Henry	2	13	6.5	9	0
A.Firkser	1	11	11.0	11	0
G.Swaim	1	8	8.0	8	0
C.Rogers	1	7	7.0	7	0
<b>Total</b>	<b>18</b>	<b>216</b>	<b>12.0</b>	<b>48</b>	<b>0</b>

Interceptions	No	Yds	Avg	Lg	TD
K. Byard	1	16	16.0	16	0
<b>Total</b>	<b>1</b>	<b>16</b>	<b>16.0</b>	<b>16</b>	<b>0</b>

**Leading Tacklers (Press Box Totals)**  
 D. Long 14-9-5; A. Hooker 9-6-3; E. Molden 8-6-2

**Sacks:** H. Landry 2; J. Simmons 1  
**FF:** A. Hooker 1  
**FR:** None

# 2021 TITANS GAME-BY-GAME SUMMARIES



## Week 7: Titans 27, Chiefs 3 Sunday, Oct. 24, 2021 • 12:00 p.m. CT • Nissan Stadium



In Week 7 of the 2021 season, the Titans hosted the Chiefs and won by a score of 27-3. Tennessee's defense limited Kansas City to 334 total yards, including just 67 yards in the first half, and tallied four sacks and three takeaways in the victory. Offensively, the Titans converted eight-of-12 third down chances (66.7 percent) and possessed the ball for 36 minutes and 21 seconds.

Tennessee put together two touchdown drives in the first quarter to take an early 14-0 lead. On the opening drive, WRs **A.J. Brown** and **Julio Jones** caught first-down passes, and RB **Derrick Henry** added 20 total yards, before Henry took the direct snap and threw a five-yard touchdown pass to TE **MyCole Pruitt**. On the ensuing Kansas City possession, OLB **Bud Dupree** sacked Chiefs QB **Patrick Mahomes** on third down to force Kansas City to punt. Beginning the possession at their own three-yard line, Tennessee constructed a 97-yard scoring drive that included a 46-yard pass from QB **Ryan Tannehill** to Brown. Ultimately, Tannehill threw a 24-yard touchdown pass to Brown for a 14-0 Titans advantage.

In the second quarter, Tennessee extended the lead to 27-0 after scoring 13 points. The Titans took six minutes and 39 seconds off the clock with their first scoring drive that resulted in a 34-yard field goal by K **Randy Bullock**. On the first play of the following Chiefs possession, Mahomes' pass was broken up by LB **David Long Jr.** and intercepted by LB **Rashaan Evans** to give Tennessee possession at the Kansas City 46-yard line. Tennessee capitalized on the turnover with an eight-play scoring drive that included an 11-yard first-down rush by Henry and a 20-yard first-down catch by Jones. The possession was capped off with a two-yard rushing touchdown by Tannehill to make it 24-0, Titans.

On the Chiefs following possession, with under two minutes remaining in the half, Mahomes scrambled for the middle for 13 yards but S **Kevin Byard** flew in and forced him to fumble the football. S **Matthias Farley** recovered the ball to give the Titans pos-

session at the Tennessee 49-yard line. Bullock then converted a 51-yard field goal to give the Titans a 27-0 advantage heading into halftime.

In the third quarter, Kansas City put up their lone score of the day on a 51-yard drive that resulted in Chiefs K **Harrison Butker** converting a 42-yard field goal. The Tennessee defense did not allow Kansas City to score another point, as the Titans sealed their third consecutive victory with a 27-3 home win over the Chiefs.

### SCORING

	1	2	3	4	Final
Kansas City	0	0	3	0	3
Tennessee	14	13	0	0	27

TEAM	SCORING PLAY	TIME
Titans	M.Pruitt 5 yd. pass from D.Henry (R.Bullock kick)	1-10:50
Titans	A.Brown 24 yd. pass from R.Tannehill (R.Bullock kick)	1-0:42
Titans	R.Bullock 34 yd. Field Goal	2-8:07
Titans	R.Tannehill 2 yd. run (R.Bullock kick)	2-2:48
Titans	R.Bullock 51 yd. Field Goal	2-0:03
Chiefs	H.Butker 42 yd. Field Goal	3-11:00

Missed FGs: H. Butker 57WR

Attendance: 69,484

Time of Game: 2:58

Weather: 70°, Cloudy, Wind N 12 mph

Referee: Brad Allen



TEAM STATISTICS

	Chiefs	Titans
TOTAL FIRST DOWNS	22	24
THIRD DOWN EFFICIENCY	4-11-36.4%	8-12-66.7%
FOURTH DOWN EFFICIENCY	2-3-66.7%	0-0-0.0%
TOTAL NET YARDS	334	369
Plays - Avg.	68-4.9	64-5.8
NET YARDS RUSHING	77	103
Rushes - Avg.	13-5.9	35-2.9
NET YARDS PASSING	257	266
Sacks - Yards Lost	4-31	1-9
PASS ATT-COMP-INT	51-31-1	28-22-1
PUNTS - Avg	2-46.5	2-47.0
Net Punting Average	46.5	47.0
PUNT RETURNS - Yards	0-0	0-0
KICKOFF RETURNS - Yards	0-0	1-17
INTERCEPTIONS - Yards	1-1	1-0
PENALTIES Number and Yards	9-77	6-31
FUMBLES Number and Lost	3-2	0-0
TOUCHDOWNS	0	3
EXTRA POINTS Made-Attempts	0-0	3-3
RED ZONE EFFICIENCY	0-3-0%	2-4-50%
GOAL TO GO EFFICIENCY	0-0-0%	2-2-100%
SAFETIES	0	0
GIVEAWAYS	4	1
TAKEAWAYS	1	4
TIME OF POSSESSION	23:39	36:21

### CHIEFS STARTERS

OFFENSE		DEFENSE	
WR 17	M.Hardman	LB 50	W.Gay
WR 10	T.Hill	LDT 90	J.Reed
TE 87	T.Kelce	DT 95	C.Jones
LT 57	O.Brown	RDT 91	D.Nnadi
LG 62	J.Thuney	RDE 55	F.Clark
C 52	C.Humphrey	LB 54	N.Bolton
RG 65	T.Smith	LB 56	B.Niemann
RT 75	M.Remmers	RCB 38	L.Sneed
WR 19	J.Gordon	LCB 27	R.Fenton
QB 15	P.Mahomes	S 22	J.Thornhill
RB 31	Da.Williams	S 32	T.Mathieu

### TITANS STARTERS

OFFENSE		DEFENSE	
WR 2	J.Jones	DE 96	D.Autry
LT 71	K.Lamm	NT 93	T.Tart
LG 76	R.Saffold	DT 98	J.Simmons
C 60	B.Jones	ILB 54	R.Evans
RG 64	N.Davis	OLB 58	H.Landry
RT 72	D.Quessenberry	ILB 51	D.Long
TE 87	G.Swaim	CB 20	J.Jenkins
WR 11	A.Brown	S 31	K.Byard
QB 17	R.Tannehill	CB 24	E.Molden
FB 41	K.Blasingame	CB 30	G.Mabin
RB 22	D.Henry	S 29	D.Cruikshank

### CHIEFS INDIVIDUAL STATISTICS

Rushing	Att	Yds	Avg	Lg	TD
P.Mahomes	6	35	5.8	13	0
Da.Williams	5	20	4.0	11	0
T.Hill	1	18	18.0	18	0
C.Henne	1	4	4.0	4	0
<b>Total</b>	<b>13</b>	<b>77</b>	<b>5.9</b>	<b>18</b>	<b>0</b>

Passing	Att	Cmp	Yds	TD	Lg	IN	Rt
P.Mahomes	35	20	206	0	25	1	62.3
C.Henne	16	11	82	0	17	0	80.7
<b>Total</b>	<b>51</b>	<b>31</b>	<b>288</b>	<b>0</b>	<b>25</b>	<b>1</b>	<b>68.1</b>

Receiving	No	Yds	Avg	Lg	TD
T.Kelce	7	65	9.3	24	0
T.Hill	6	49	8.2	17	0
B.Pringle	5	73	14.6	25	0
M.Hardman	4	28	7.0	9	0
Da.Williams	3	30	10.0	14	0
J.McKinnon	2	17	8.5	9	0
M.Kemp	1	8	8.0	8	0
D.Robinson	1	7	7.0	7	0
D.Gore	1	7	7.0	7	0
N.Gray	1	4	4.0	4	0
<b>Total</b>	<b>31</b>	<b>288</b>	<b>9.3</b>	<b>25</b>	<b>0</b>

Interceptions	No	Yds	Avg	Lg	TD
W. Gay	1	1	1.0	1	0
<b>Total</b>	<b>1</b>	<b>1</b>	<b>1.0</b>	<b>1</b>	<b>0</b>

**Leading Tacklers (Press Box Totals)**  
N. Bolton 15-9-6; J. Thornhill 9-7-2; L. Sneed 7-5-2  
**Sacks:** B. Niemann 1  
**FF:** None  
**FR:** None

### TITANS INDIVIDUAL STATISTICS

Rushing	Att	Yds	Avg	Lg	TD
D.Henry	29	86	3.0	11	0
D.Evans	2	7	3.5	5	0
R.Tannehill	2	6	3.0	4	1
M.Johnson	1	5	5.0	5	0
L.Woodside	1	-1	-1.0	-1	0
<b>Total</b>	<b>35</b>	<b>103</b>	<b>2.9</b>	<b>11</b>	<b>1</b>

Passing	Att	Cmp	Yds	TD	Lg	IN	Rt
R.Tannehill	27	21	270	1	46	1	105.2
D.Henry	1	1	5	1	5	0	127.1
<b>Total</b>	<b>28</b>	<b>22</b>	<b>275</b>	<b>2</b>	<b>46</b>	<b>1</b>	<b>1116.5</b>

Receiving	No	Yds	Avg	Lg	TD
A.Brown	8	133	16.6	46	1
J.Reynolds	3	23	7.7	11	0
J.Jones	2	38	19.0	20	0
M.Pruitt	2	27	13.5	22	1
D.Henry	2	16	8.0	13	0
D.Evans	2	11	5.5	6	0
J.McNichols	1	10	10.0	10	0
A.Firkser	1	9	9.0	9	0
G.Swaim	1	8	8.0	8	0
<b>Total</b>	<b>22</b>	<b>275</b>	<b>12.5</b>	<b>46</b>	<b>2</b>

Interceptions	No	Yds	Avg	Lg	TD
R. Evans	1	0	0.0	0	0
<b>Total</b>	<b>1</b>	<b>0</b>	<b>0.0</b>	<b>0</b>	<b>0</b>

**Leading Tacklers (Press Box Totals)**  
D. Cruikshank 8-7-1; D. Long 8-6-2; E. Molden 8-6-2  
**Sacks:** D. Autry 2; B. Dupree 1; H. Landry 1  
**FF:** K. Byard 1; M. Farley 1; B. Dupree 1  
**FR:** R. Evans 1; M. Farley 1



# 2021 TITANS GAME-BY-GAME SUMMARIES



## Week 8: Titans 34, Colts 31 (OT) Sunday, Oct. 31, 2021 • 1:00 p.m. ET • Lucas Oil Stadium



In Week 8 of the 2021 season, the Titans traveled to Indianapolis and beat the Colts in overtime by a score of 34-31. It marked Tennessee's fourth consecutive win, and a season sweep of Indianapolis for the third time since the formation of the AFC South in 2002.

Tennessee fell behind 14-0 in the first quarter. Colts QB **Carson Wentz** led his team on an 82-yard scoring drive that included a 37-yard reception by Colts RB **Jonathan Taylor**, as the drive culminated in a two-yard touchdown pass by Wentz to Colts WR **Michael Pittman Jr.** On the ensuing Titans possession, QB **Ryan Tannehill** was intercepted by Colts CB **Kenny Moore II**, who returned the ball 32 yards to the Tennessee seven-yard line. Wentz connected with Pittman Jr. again for a seven-yard touchdown and an early 14-0 Indianapolis lead.

After forcing a fourth-down stop, the Titans took over on downs at their own 40-yard line and constructed an 11-play scoring drive to get on the board. Tannehill contributed a 13-yard rush for a first down before connecting with TE **Geoff Swaim** for a six-yard touchdown to make it 14-7. Later in the first quarter with the Titans driving, Tannehill was intercepted by Colts DE **Tyquan Lewis**. However, Lewis fumbled on the return and the ball was recovered by TE **Anthony Firkser** to give the Titans possession. Tennessee capitalized as Tannehill quickly hit WR **A.J. Brown** for a 57-yard touchdown to knot the score, 14-14.

Indianapolis tacked on a 34-yard field goal before the end of the second quarter to take a 17-14 lead into halftime.

Tennessee opened up the second half with a 75-yard scoring drive. Brown caught four passes for 41 yards and three first downs to move the sticks, before Tannehill threw a five-yard touchdown pass to WR **Nick Westbrook-Ikhine**. Tennessee went ahead, 21-17. Later in the third quarter, Indianapolis took the lead back. With chain-moving help from a 41-yard defensive pass interference call, Wentz connected with Colts TE **Jack Doyle** for a five-yard score, 24-21 Indianapolis.

In the fourth quarter, Tennessee tied the game 24-24 as K **Randy Bullock** made a 46-yard field goal.

With a tie game and under two minutes left in regulation, P **Brett Kern** punted the ball and pinned Indianapolis at their own eight-yard line. On the first play of the drive, Wentz was pressured in the end zone by OLB **Bud Dupree**, and threw a pick six to CB **Elijah Molden**. The Titans took a 31-24 lead with a minute and a half remaining. However, Indianapolis moved down the field quickly with help from a defensive pass interference call that advanced the ball

42 yards. Ultimately, Taylor ran into the end zone on a one-yard rush to tie the game 31-31 and force overtime.

Indianapolis won the coin toss but both teams punted on their first possession. On the Colts' second drive, Wentz was intercepted by S **Kevin Byard** who returned the ball 14 yards to the Indianapolis 32-yard line. Tennessee advanced the ball to the 27-yard line, as Bullock converted a 44-yard game-winning field goal to give the Titans a 34-31 win in overtime.

### SCORING

	1	2	3	4	OT	Final
Tennessee	0	14	7	10	3	34
Indianapolis	14	3	7	7	0	31

TEAM	SCORING PLAY	TIME
Colts	M.Pittman 2 yd. pass from C.Wentz (M.Badgley kick)	1-8:41
Colts	M.Pittman 7 yd. pass from C.Wentz (M.Badgley kick)	1-7:44
Titans	G.Swaim 6 yd. pass from R.Tannehill (R.Bullock kick)	2-12:07
Titans	A.Brown 57 yd. pass from R.Tannehill (R.Bullock kick)	2-4:13
Colts	M.Badgley 34 yd. Field Goal	2-0:00
Titans	N.Westbrook-Ikhine 5 yd. pass from R.Tannehill (R.Bullock kick)	3-7:42
Colts	J.Doyle 5 yd. pass from C.Wentz (M.Badgley kick)	3-1:21
Titans	R.Bullock 46 yd. Field Goal	4-11:15
Titans	E.Molden 2 yd. interception return (R.Bullock kick)	4-1:26
Colts	J.Taylor 1 yd. run (M.Badgley kick)	4-0:22
Titans	R.Bullock 44 yd. Field Goal	5-4:03

Missed FGs: None

Attendance: 59,175

Time of Game: 3:33

Weather: 56°, Sunny, Wind WSW 5 mph

Referee: Carl Cheffers



### TEAM STATISTICS

	Titans	Colts
TOTAL FIRST DOWNS	18	24
THIRD DOWN EFFICIENCY	8-17-47.1%	7-16-43.8%
FOURTH DOWN EFFICIENCY	2-2-100.0%	2-3-66.7%
TOTAL NET YARDS	340	307
Plays - Avg.	68-5.0	72-4.3
NET YARDS RUSHING	93	83
Rushes - Avg.	31-3.0	20-4.2
NET YARDS PASSING	247	224
Sacks - Yards Lost	3-18	1-7
PASS ATT-COMP-INT	34-23-2	51-27-2
PUNTS - Avg.	4-47.0	4-45.5
Net Punting Average	40.3	40.3
PUNT RETURNS - Yards	2-21	2-27
KICKOFF RETURNS - Yards	0-0	3-76
INTERCEPTIONS - Yards	2-16	2-40
PENALTIES Number and Yards	11-161	9-75
FUMBLES Number and Lost	1-0	2-1
TOUCHDOWNS	4	4
EXTRA POINTS Made-Attempts	4-4	4-4
RED ZONE EFFICIENCY	2-2-100%	4-5-80%
GOAL TO GO EFFICIENCY	0-0-0%	4-4-100%
SAFETIES	0	0
GIVEAWAYS	2	3
TAKEAWAYS	3	2
TIME OF POSSESSION	34:59	30:58

### TITANS STARTERS

OFFENSE		DEFENSE	
WR 88	M.Johnson	DE 96	D.Autry
LT 77	T.Lewan	NT 95	E.Ankou
LG 76	R.Saffold	DT 98	J.Simmons
C 60	B.Jones	ILB 51	D.Long
RG 64	N.Davis	ILB 56	M.Rice
RT 72	D.Quessenberry	OLB 58	H.Landry
TE 85	M.Pruitt	CB 20	J.Jenkins
TE 87	G.Swaim	S 31	K.Byard
WR 11	A.Brown	S 37	A.Hooker
QB 17	R.Tannehill	CB 30	G.Mabin
RB 22	D.Henry	CB 24	E.Molden

### COLTS STARTERS

OFFENSE		DEFENSE	
WR 11	M.Pittman	DE 51	K.Paye
TE 84	J.Doyle	DT 99	D.Buckner
LT 79	E.Fisher	NT 90	G.Stewart
LG 56	Q.Nelson	DE 97	A.Muhammad
C 78	R.Kelly	WLB 53	D.Leonard
RG 62	C.Reed	MLB 58	B.Okereke
RT 72	B.Smith	CB 23	K.Moore
WR 14	Z.Pascal	CB 27	X.Rhodes
WR 13	T.Hilton	CB 26	R.Ya-Sin
QB 2	C.Wentz	FS 42	A.Sendejo
RB 28	J.Taylor	SS 37	K.Willis

### TITANS INDIVIDUAL STATISTICS

Rushing	Att	Yds	Avg	Lg	TD
D.Henry	28	68	2.4	9	0
R.Tannehill	2	26	13.0	13	0
L.Woodside	1	-1	-1.0	-1	0
<b>Total</b>	<b>31</b>	<b>93</b>	<b>3.0</b>	<b>13</b>	<b>0</b>

Passing	Att	Cmp	Yds	TD	Lg	IN	Rt
R.Tannehill	33	23	265	3	57	2	98.7
A.Brown	1	0	0	0	0	0	39.6
<b>Total</b>	<b>34</b>	<b>23</b>	<b>265</b>	<b>3</b>	<b>57</b>	<b>2</b>	<b>95.8</b>

Receiving	No	Yds	Avg	Lg	TD
A.Brown	10	155	15.5	57	1
G.Swaim	4	23	5.8	7	1
J.McNichols	3	33	11.0	13	0
M.Pruitt	2	22	11.0	14	0
N.Westbrook-Ikhine	2	16	8.0	11	1
M.Johnson	1	8	8.0	8	0
A.Firkser	1	8	8.0	8	0
<b>Total</b>	<b>23</b>	<b>265</b>	<b>11.5</b>	<b>57</b>	<b>3</b>

Interceptions	No	Yds	Avg	Lg	TD
K.Byard	1	14	14.0	14	0
E.Molden	1	2	2.0	2	1
<b>Total</b>	<b>2</b>	<b>16</b>	<b>8.0</b>	<b>14</b>	<b>1</b>

### Leading Tacklers (Press Box Totals)

D. Long 9-6-3; M. Rice 7-5-2; H. Landry 5-4-1; G. Mabin 5-4-1

Sacks: H. Landry 1

FF: H. Landry 1

FR: None

### COLTS INDIVIDUAL STATISTICS

Rushing	Att	Yds	Avg	Lg	TD
J.Taylor	16	70	4.4	12	1
C.Wentz	3	11	3.7	6	0
N.Hines	1	2	2.0	2	0
<b>Total</b>	<b>20</b>	<b>83</b>	<b>4.2</b>	<b>12</b>	<b>1</b>

Passing	Att	Cmp	Yds	TD	Lg	IN	Rt
C.Wentz	51	27	231	3	38	2	68.3
<b>Total</b>	<b>51</b>	<b>27</b>	<b>231</b>	<b>3</b>	<b>38</b>	<b>2</b>	<b>68.3</b>

Receiving	No	Yds	Avg	Lg	TD
M.Pittman	10	86	8.6	38	2
Z.Pascal	5	43	8.6	11	0
N.Hines	4	22	5.5	9	0
J.Taylor	3	52	17.3	37	0
T.Hilton	2	16	8.0	10	0
J.Doyle	2	12	6.0	7	1
K.Granson	1	0	0.0	0	0
<b>Total</b>	<b>27</b>	<b>231</b>	<b>8.6</b>	<b>38</b>	<b>3</b>

Interceptions	No	Yds	Avg	Lg	TD
K.Moore	1	32	32.0	32	0
T.Lewis	1	8	8.0	8	0
<b>Total</b>	<b>2</b>	<b>40</b>	<b>20.0</b>	<b>32</b>	<b>0</b>

### Leading Tacklers (Press Box Totals)

B. Okereke 12-10-2; K. Moore 9-7-2; A. Sendejo 8-6-2

Sacks: D. Buckner 1; T. Lewis 1; K. Turay 1

FF: A. Sendejo 1

FR: None

# 2021 TITANS GAME-BY-GAME SUMMARIES



## Week 9: Titans 28, Rams 16 Sunday, Nov. 7, 2021 • 5:20 p.m. PT • SoFi Stadium



In Week 9 of the 2021 season, the Titans traveled to Los Angeles for a Sunday Night Football matchup against the Rams and won by a score of 28-16. The win marked the team's fifth consecutive victory as Tennessee tallied five sacks and two takeaways in the contest.

Los Angeles got on the board first in the opening stanza as QB **Ryan Tannehill's** pass was intercepted by Rams CB **Jalen Ramsey** to give Los Angeles possession at their own 35-yard line. Rams QB **Matthew Stafford** threw a first-down pass to Rams WR **Cooper Kupp**, and added a first down rush on the ground, before Rams K **Matt Gay** converted a 34-yard field goal for an early 3-0 lead.

Tennessee scored 21 points in the second quarter and never relinquished the lead. First, with Los Angeles backed up inside their own 10-yard line, Stafford was pressured in the end zone by DT **Jeffery Simmons** and subsequently threw an interception to LB **David Long Jr.** who returned the ball to the Rams two-yard line. Tannehill swiftly threw a two-yard touchdown pass to TE **Geoff Swaim** for a 7-3 lead. Then, on the first play of the ensuing Rams possession, Stafford threw a 24-yard pick six to S **Kevin Byard** to make it 14-3, Titans.

Later in the second quarter, the Titans constructed a 14-play scoring drive that saw first-down catches by WRs **Julio Jones** and **Nick Westbrook-Ikhine**, and a first-down scramble by Tannehill. Ultimately, Tannehill ran into the end zone for a one-yard touchdown on first-and-goal to increase the lead, 21-3.

In the third quarter, Los Angeles had a first down at the Tennessee four-yard line, but the Titans surrendered only a 22-yard field goal to make it 21-6. Later, OLB **Harold Landry III** and DE **Denico Autry** combined to deliver a third-down sack of Stafford to force Los Angeles to settle for a 54-yard field goal, 21-9.

In the fourth quarter, Tennessee extended the lead with a seven-play, 59-yard scoring drive that resulted in RB **Adrian Peterson** finding the end zone for a one-yard rushing score. The Titans took a 28-7 lead with three minutes remaining in regulation. The

Rams then scored their lone touchdown of the day, as a 14-play scoring drive resulted in a three-yard touchdown pass from Stafford to Rams RB **Sony Michel**. However, Tennessee preserved their lead and sealed a primetime road victory by a score of 28-16.

### SCORING

	1	2	3	4	Final
Tennessee	0	21	0	7	28
Los Angeles	3	0	3	10	16

TEAM	SCORING PLAY	TIME
Rams	M.Gay 34 yd. Field Goal	1-3:46
Titans	G.Swaim 2 yd. pass from R.Tannehill (R.Bullock kick)	2-12:21
Titans	K.Byard 24 yd. interception return (R.Bullock kick)	2-12:10
Titans	R.Tannehill 1 yd. run (R.Bullock kick)	2-2:10
Rams	M.Gay 22 yd. Field Goal	3-8:15
Rams	M.Gay 54 yd. Field Goal	4-14:55
Titans	A.Peterson 1 yd. run (R.Bullock kick)	4-3:00
Rams	S.Michel 3 yd. pass from M.Stafford (M.Gay kick)	4-0:24

**Missed FGs:** None  
**Attendance:** 71,785  
**Time of Game:** 3:08  
**Weather:** 59°, Cloudy, Wind WSW 6 mph  
**Referee:** Brad Rogers



TEAM STATISTICS

	Titans	Rams
TOTAL FIRST DOWNS	16	22
THIRD DOWN EFFICIENCY	4-12-33.3%	4-15-26.7%
FOURTH DOWN EFFICIENCY	2-2-100.0%	2-3-66.7%
TOTAL NET YARDS	194	347
Plays - Avg.	56-3.5	74-4.7
NET YARDS RUSHING	69	94
Rushes - Avg.	26-2.7	21-4.5
NET YARDS PASSING	125	253
Sacks - Yards Lost	3-18	5-41
PASS ATT-COMP-INT	27-19-1	48-31-2
PUNTS - Avg.	5-43.4	4-49.8
Net Punting Average	42.0	42.0
PUNT RETURNS - Yards	1-11	1-7
KICKOFF RETURNS - Yards	2-50	2-34
INTERCEPTIONS - Yards	2-30	1-6
PENALTIES Number and Yards	4-19	12-115
FUMBLES Number and Lost	0-0	0-0
TOUCHDOWNS	4	1
EXTRA POINTS Made-Attempts	4-4	1-1
RED ZONE EFFICIENCY	3-3-100%	1-3-33%
GOAL TO GO EFFICIENCY	3-3-100%	1-2-50%
SAFETIES	0	0
GIVEAWAYS	1	2
TAKEAWAYS	2	1
TIME OF POSSESSION	27:39	32:21

### TITANS STARTERS

OFFENSE		DEFENSE	
WR 2	J.Jones	DE 96	D.Autry
TE 85	M.Pruitt	NT 93	T.Tart
LT 68	B.Hart	DT 98	J.Simmons
LG 76	R.Saffold	ILB 55	J.Brown
C 60	B.Jones	ILB 51	D.Long
RG 62	A.Brewer	OLB 58	H.Landry
RT 72	D.Quessenberry	CB 20	J.Jenkins
TE 87	G.Swaim	CB 24	E.Molden
WR 11	A.Brown	CB 35	C.Jackson
QB 17	R.Tannehill	S 31	K.Byard
RB 8	A.Peterson	S 37	A.Hooker

### RAMS STARTERS

OFFENSE		DEFENSE	
WR 10	C.Kupp	DE 94	A.Robinson
WR 12	V.Jefferson	NT 91	G.Gaines
LT 77	A.Whitworth	DT 99	A.Donald
LG 73	D.Edwards	OLB 52	T.Lewis
C 55	B.Allen	OLB 54	L.Floyd
RG 63	A.Corbett	ILB 51	T.Reeder
RT 79	R.Havenstein	ILB 50	E.Jones
TE 89	T.Higbee	LCB 31	R.Rochell
WR 2	R.Woods	RCB 5	J.Ramsey
QB 9	M.Stafford	SS 4	J.Fuller
RB 27	D.Henderson	FS 24	T.Rapp

### TITANS INDIVIDUAL STATISTICS

Rushing	Att	Yds	Avg	Lg	TD
D.Foreman	5	29	5.8	11	0
J.McNichols	7	24	3.4	14	0
A.Peterson	10	21	2.1	6	1
R.Tannehill	2	3	1.5	2	1
L.Woodside	1	-1	-1.0	-1	0
M.Johnson	1	-7	-7.0	-7	0
<b>Total</b>	<b>26</b>	<b>69</b>	<b>2.7</b>	<b>14</b>	<b>2</b>

Passing	Att	Cmp	Yds	TD	Lg	IN	Rt
R.Tannehill	27	19	143	1	16	1	79.7
<b>Total</b>	<b>27</b>	<b>19</b>	<b>143</b>	<b>1</b>	<b>16</b>	<b>1</b>	<b>79.7</b>

Receiving	No	Yds	Avg	Lg	TD
A.Brown	5	42	8.4	16	0
J.Jones	4	35	8.8	13	0
G.Swaim	4	29	7.3	11	1
J.McNichols	3	11	3.7	9	0
N.Westbrook-Ikhine	1	14	14.0	14	0
A.Firkser	1	7	7.0	7	0
A.Peterson	1	5	5.0	5	0
<b>Total</b>	<b>19</b>	<b>143</b>	<b>7.5</b>	<b>16</b>	<b>1</b>

Interceptions	No	Yds	Avg	Lg	TD
K.Byard	1	24	24.0	24	1
D.Long	1	6	6.0	6	0
<b>Total</b>	<b>2</b>	<b>30</b>	<b>15.0</b>	<b>24</b>	<b>1</b>

**Leading Tacklers (Press Box Totals)**  
A. Hooker 12-8-4; E. Molden 8-6-2; J. Brown 7-7-0  
**Sacks:** J. Simmons 3; D. Autry 1.5; H. Landry 0.5  
**FF:** None  
**FR:** None

### RAMS INDIVIDUAL STATISTICS

Rushing	Att	Yds	Avg	Lg	TD
D.Henderson	11	55	5.0	14	0
S.Michel	7	20	2.9	8	0
M.Stafford	2	13	6.5	12	0
R.Woods	1	6	6.0	6	0
<b>Total</b>	<b>21</b>	<b>94</b>	<b>4.5</b>	<b>14</b>	<b>0</b>

Passing	Att	Cmp	Yds	TD	Lg	IN	Rt
M.Stafford	48	31	294	1	26	2	71.0
<b>Total</b>	<b>48</b>	<b>31</b>	<b>294</b>	<b>1</b>	<b>26</b>	<b>2</b>	<b>71.0</b>

Receiving	No	Yds	Avg	Lg	TD
C.Kupp	11	95	8.6	17	0
R.Woods	7	98	14.0	22	0
T.Higbee	5	51	10.2	26	0
V.Jefferson	3	41	13.7	20	0
D.Henderson	3	3	1.0	2	0
S.Michel	2	6	3.0	3	1
<b>Total</b>	<b>31</b>	<b>294</b>	<b>9.5</b>	<b>26</b>	<b>1</b>

Interceptions	No	Yds	Avg	Lg	TD
J.Ramsey	1	6	6.0	6	0
<b>Total</b>	<b>1</b>	<b>6</b>	<b>6.0</b>	<b>6</b>	<b>0</b>

**Leading Tacklers (Press Box Totals)**  
J. Fuller 7-3-4; A. Robinson 6-5-1; L. Floyd 5-3-2  
**Sacks:** A. Donald 1; L. Floyd 1; G. Gaines 0.5; O. Okoronkwo 0.5  
**FF:** None  
**FR:** None



# 2021 TITANS GAME-BY-GAME SUMMARIES



## Week 10: Titans 23, Saints 21 Sunday, Nov. 14, 2021 • 12:00 p.m. CT • Nissan Stadium



In Week 10 of the 2021 season, the Titans hosted the Saints and won by a score of 23-21. This marked Tennessee's sixth consecutive win, as they became the second team in NFL history to win five straight contests with each of the wins coming at the expense of a participant in the previous year's postseason.

The Titans got on the board in the first quarter with a 70-yard scoring drive that included a 50-yard pass from QB **Ryan Tannehill** to WR **Marcus Johnson**. K **Randy Bullock** converted a 28-yard field goal to give Tennessee an early 3-0 lead.

In the second quarter, New Orleans strung together a 75-yard scoring drive that incorporated a 46-yard pass from Saints QB **Trevor Siemian** to Saints WR **Deonte Harris** to move the chains. Ultimately, Siemian threw an 11-yard touchdown to Saints WR **Tre'Quan Smith**, but the extra point attempt failed as New Orleans took a 6-3 lead. On the ensuing Tennessee possession, Tannehill completed first-down-converting passes to TE **Geoff Swaim** and Johnson to extend the drive, before Bullock tied the score at 6-6 with a 36-yard field goal.

Later in the second quarter, Tennessee pulled ahead with a 56-yard scoring possession. WR **A.J. Brown** contributed a first-down catch and a first-down carry, which then allowed Tannehill to rush for a one-yard score. The Titans went ahead 13-6.

On New Orleans' opening kick return of the second half, LB **Dylan Cole** forced Harris to fumble the ball. FB **Tory Carter** recovered it to give Tennessee possession at the New Orleans 19-yard line. Johnson contributed a 10-yard catch, as Tannehill then connected with TE **MyCole Pruitt** for a two-yard touchdown. The Titans increased the lead, 20-6. Later in the third quarter, New Orleans scored their first of two touchdowns on the day as RB **Mark Ingram II** ran in a 13-yard score. However, Saints K **Brian Johnson** missed his second extra point of the day, as New Orleans made it a 20-12 contest.

In the fourth quarter, Tennessee tacked on another score on an 11-play possession that included a 39-yard screen pass from Tannehill to RB **D'Onta Foreman**. Bullock converted his third field goal of the day on a successful 36-yard kick, 23-12 Titans. On the following possession, New Orleans responded with a field goal of their own. Siemian connected with Ingram for a 34-yard pass, as Johnson completed the drive with a 20-yard field goal to make it 23-15.

Later in the fourth quarter, New Orleans constructed a 71-play scoring drive that culmi-

nated in a 15-yard touchdown pass from Siemian to Saints WR **Marquez Callaway**. New Orleans attempted a two-point conversion, but a false start penalty forced the Saints to go for two from the seven-yard line. New Orleans' attempt was unsuccessful as LB **Jayon Brown** successfully defended the pass and Tennessee preserved a 23-21 victory.

### SCORING

	1	2	3	4	Final
New Orleans	0	6	6	9	21
Tennessee	3	10	7	3	23

TEAM	SCORING PLAY	TIME
Titans	R.Bullock 28 yd. Field Goal	1-0:52
Saints	T.Smith 11 yd. pass from T.Siemian (kick failed, wl)	2-12:59
Titans	R.Bullock 36 yd. Field Goal	2-7:44
Titans	R.Tannehill 1 yd. run (R.Bullock kick)	2-1:38
Titans	M.Pruitt 2 yd. pass from R.Tannehill (R.Bullock kick)	3-12:02
Saints	M.Ingram 13 yd. run (kick failed, wl)	3-3:54
Titans	R.Bullock 36 yd. Field Goal	4-10:01
Saints	B.Johnson 20 yd. Field Goal	4-5:33
Saints	M.Callaway 15 yd. pass from T.Siemian (pass failed)	4-1:16

Missed FGs: None

Attendance: 69,414

Time of Game: 3:02

Weather: 55°, Cloudy, Wind SW 12 mph

Referee: Jerome Boger



TEAM STATISTICS

	Saints	Titans
TOTAL FIRST DOWNS	22	17
THIRD DOWN EFFICIENCY	5-12-41.7%	3-12-25.0%
FOURTH DOWN EFFICIENCY	0-0-0.0%	0-0-0.0%
TOTAL NET YARDS	373	264
Plays - Avg.	61-6.1	58-4.6
NET YARDS RUSHING	86	66
Rushes - Avg.	21-4.1	29-2.3
NET YARDS PASSING	287	198
Sacks - Yards Lost	4-22	2-15
PASS ATT-COMP-INT	36-21-0	27-19-0
PUNTS - Avg.	5-40.4	5-41.0
Net Punting Average	34.6	40.2
PUNT RETURNS - Yards	1-4	1-9
KICKOFF RETURNS - Yards	6-127	3-54
INTERCEPTIONS - Yards	0-0	0-0
PENALTIES Number and Yards	9-65	8-49
FUMBLES Number and Lost	1-1	1-0
TOUCHDOWNS	3	2
EXTRA POINTS Made-Attempts	0-3	2-2
RED ZONE EFFICIENCY	3-4-75%	2-5-40%
GOAL TO GO EFFICIENCY	0-1-0%	2-3-67%
SAFETIES	0	0
GIVEAWAYS	1	0
TAKEAWAYS	0	1
TIME OF POSSESSION	28:33	31:27

### SAINTS STARTERS

OFFENSE		DEFENSE	
WR 10	T.Smith	DE 92	M.Davenport
TE 82	A.Trautman	DT 99	S.Tuttle
LT 74	J.Hurst	DT 93	D.Onyemata
LG 76	C.Throckmorton	DE 94	C.Jordan
C 78	E.McCoy	LB 56	D.Davis
RG 51	C.Ruiz	LB 55	K.Elliott
RT 71	R.Ramczyk	LB 20	P.Werner
WR 1	M.Callaway	LCB 29	P.Adebo
QB 15	T.Siemian	SS 27	M.Jenkins
FB 40	A.Armah	FS 43	M.Williams
RB 14	M.Ingram	RCB 23	M.Lattimore

### TITANS STARTERS

OFFENSE		DEFENSE	
WR 11	A.Brown	DT 90	N.Jones
WR 15	N.Westbrook-Ikhine	DL 91	L.Murchison
TE 85	M.Pruitt	DE 96	D.Autry
LT 77	T.Lewan	DT 98	J.Simmons
LG 76	R.Saffold	LB 55	J.Brown
C 60	B.Jones	LB 56	M.Rice
RG 64	N.Davis	OLB 58	H.Landry
RT 72	D.Quessenberry	CB 20	J.Jenkins
TE 87	G.Swaim	CB 26	K.Fulton
QB 17	R.Tannehill	S 31	K.Byard
RB 7	D.Foreman	S 37	A.Hooker

### SAINTS INDIVIDUAL STATISTICS

Rushing	Att	Yds	Avg	Lg	TD
M.Ingram	14	47	3.4	13	1
T.Hill	3	23	7.7	10	0
D.Washington	2	8	4.0	4	0
D.Harris	1	6	6.0	6	0
T.Montgomery	1	2	2.0	2	0
<b>Total</b>	<b>21</b>	<b>86</b>	<b>4.1</b>	<b>13</b>	<b>1</b>

Passing	Att	Cmp	Yds	TD	Lg	IN	Rt
T.Siemian	34	19	298	2	46	0	104.8
T.Hill	2	2	11	0	8	0	89.6
<b>Total</b>	<b>36</b>	<b>21</b>	<b>309</b>	<b>2</b>	<b>46</b>	<b>0</b>	<b>105.0</b>

Receiving	No	Yds	Avg	Lg	TD
A.Trautman	5	32	6.4	8	0
M.Ingram	4	61	15.3	34	0
T.Smith	4	44	11.0	21	1
D.Harris	3	84	28.0	46	0
M.Callaway	2	37	18.5	22	1
J.Johnson	2	36	18.0	26	0
T.Hill	1	15	15.0	15	0
<b>Total</b>	<b>21</b>	<b>309</b>	<b>14.7</b>	<b>46</b>	<b>2</b>

Interceptions	No	Yds	Avg	Lg	TD
None					

**Leading Tacklers (Press Box Totals)**  
M. Lattimore 6-6-0; D. Davis 6-5-1; C. Jordan 5-5-0

**Sacks:** M. Davenport 2  
**FF:** None  
**FR:** None

### TITANS INDIVIDUAL STATISTICS

Rushing	Att	Yds	Avg	Lg	TD
D.Foreman	11	30	2.7	6	0
A.Peterson	8	21	2.6	6	0
J.McNichols	4	7	1.8	4	0
A.Brown	1	7	7.0	7	0
R.Tannehill	5	1	0.2	2	1
<b>Total</b>	<b>29</b>	<b>66</b>	<b>2.3</b>	<b>7</b>	<b>1</b>

Passing	Att	Cmp	Yds	TD	Lg	IN	Rt
R.Tannehill	27	19	213	1	50	0	105.9
<b>Total</b>	<b>27</b>	<b>19</b>	<b>213</b>	<b>1</b>	<b>50</b>	<b>0</b>	<b>105.9</b>

Receiving	No	Yds	Avg	Lg	TD
M.Johnson	5	100	20.0	50	0
G.Swaim	4	26	6.5	16	0
D.Foreman	2	48	24.0	39	0
A.Brown	1	16	16.0	16	0
N.Westbrook-Ikhine	1	10	10.0	10	0
C.Rogers	1	9	9.0	9	0
A.Firkser	1	2	2.0	2	0
M.Pruitt	1	2	2.0	2	1
J.McNichols	1	1	1.0	1	0
D.Fitzpatrick	1	0	0.0	0	0
A.Peterson	1	-1	-1.0	-1	0
<b>Total</b>	<b>19</b>	<b>213</b>	<b>11.2</b>	<b>50</b>	<b>1</b>

**Interceptions** No Yds Avg Lg TD  
None

**Leading Tacklers (Press Box Totals)**  
J. Brown 10-8-2; M. Rice 10-7-3; K. Byard 6-3-3

**Sacks:** J. Simmons 2; N. Jones 1; H. Landry 1  
**FF:** None  
**FR:** None

# 2021 TITANS GAME-BY-GAME SUMMARIES



## Week 11: Titans 13, Texans 22 Sunday, Nov. 21, 2021 • 12:00 p.m. CT • Nissan Stadium



In Week 11 of the 2021 season, the Titans hosted the Texans for an AFC South matchup. Despite limiting Houston's offense to just 190 yards, including 107 net passing yards, the Titans fell to the Texans at home by a score of 22-13.

Houston built a 12-0 lead in the first half of the game. In the first quarter, Texans QB **Tyrod Taylor** engineered a 14-play scoring drive that included receptions by five different Houston players. Ultimately, the drive culminated in a 43-yard field goal by Texans **Ka'imi Fairbairn** for an early 3-0 lead. On the ensuing Tennessee possession, QB **Ryan Tannehill** was intercepted at the Houston 12-yard line by Texans LB **Kamu Grugier-Hill**, who returned the ball 82 yards to the Tennessee six-yard line. The Texans capitalized and tacked on a 24-yard field goal to double their lead, 6-0.

In the second quarter, Houston constructed a nine-play scoring drive that began at their own 24-yard line. Taylor guided the Texans into the red zone before he ran in a seven-yard touchdown. However, the extra point attempt failed, as Houston took a 12-0 lead.

In the third quarter, the Titans defense forced Houston to punt on their opening possession. However, WR **Chester Rogers** muffed the punt, and the Texans recovered the ball at the Tennessee five-yard line. Houston capitalized on the turnover as Taylor added his second rushing score of the day on a five-yard touchdown carry. The Texans extended the lead, 19-0.

The Titans got on the board later in the third quarter as Tannehill guided the Titans on a 13-play, 78-yard possession. WR **A.J. Brown**, WR **Nick Westbrook-Ikhine**, and RB **Dontrell Hilliard** all contributed first-down catches before Tannehill connected with WR **Dez Fitzpatrick** for an 18-yard touchdown strike. However, the extra point attempt was no good, 19-6 Texans.

In the fourth quarter, with the Titans facing a first-and-goal at the Houston seven-yard line, Tannehill threw a four-yard pass to Hilliard who fumbled the ball. However, TE **Anthony Firkser** recovered it in the end zone for a score to make it 19-13, Houston.

Later in the fourth quarter, Houston tacked on a 37-yard field goal to increase the lead to 22-13 and put the game out of reach for Tennessee. The Titans ran out of time to mount a comeback and fell to the Texans at home.

### SCORING

	1	2	3	4	Final
Houston	3	9	7	3	22
Tennessee	0	0	6	7	13

TEAM	SCORING PLAY	TIME
Texans	K.Fairbairn 43 yd. Field Goal	1-4:04
Texans	K.Fairbairn 24 yd. Field Goal	2-13:35
Texans	T.Taylor 7 yd. run (kick failed, wl)	2-7:43
Texans	T.Taylor 5 yd. run (K.Fairbairn kick)	3-7:00
Titans	D.Fitzpatrick 18 yd. pass from R.Tannehill (kick failed, wl)	3-2:24
Titans	A.Firkser fumble recovery in end zone (R.Bullock kick)	4-7:47
Texans	K.Fairbairn 37 yd. Field Goal	4-3:26

Missed FGs: None

Attendance: 67,395

Time of Game: 3:06

Weather: 56°, Cloudy, Wind N 10 mph

Referee: Tony Corrente



TEAM STATISTICS

	Texans	Titans
TOTAL FIRST DOWNS	15	26
THIRD DOWN EFFICIENCY	6-17-35.3%	6-15-40.0%
FOURTH DOWN EFFICIENCY	1-1-100.0%	2-4-50.0%
TOTAL NET YARDS	190	420
Plays - Avg.	62-3.1	79-5.3
NET YARDS RUSHING	83	103
Rushes - Avg.	38-2.2	25-4.1
NET YARDS PASSING	107	317
Sacks - Yards Lost	0-0	2-6
PASS ATT-COMP-INT	24-14-0	52-35-4
PUNTS - Avg.	7-43.9	2-40.0
Net Punting Average	41.0	35.0
PUNT RETURNS - Yards	1-10	4-20
KICKOFF RETURNS - Yards	1-17	5-88
INTERCEPTIONS - Yards	4-129	0-0
PENALTIES Number and Yards	7-50	5-52
FUMBLES Number and Lost	1-0	4-1
TOUCHDOWNS	2	2
EXTRA POINTS Made-Attempts	1-2	1-2
RED ZONE EFFICIENCY	2-4-50%	2-3-67%
GOAL TO GO EFFICIENCY	2-3-67%	1-1-100%
SAFETIES	0	0
GIVEAWAYS	0	5
TAKEAWAYS	5	0
TIME OF POSSESSION	29:38	30:22

### TEXANS STARTERS

OFFENSE		DEFENSE	
WR 18	C.Conley	DL 55	D.Walker
TE 85	P.Brown	DE 54	J.Martin
LT 72	G.Christian	DT 91	R.Lopez
LG 71	T.Howard	DT 97	M.Collins
C 79	J.Morrissey	SLB 41	Z.Cunningham
RG 64	J.McCray	LB 43	N.Hewitt
RT 67	C.Heck	WLB 51	K.Grugier-Hill
WR 13	B.Cooks	CB 25	D.King
TE 9	B.Jordan	CB 39	T.Mitchell
QB 5	T.Taylor	S 23	E.Murray
RB 31	D.Johnson	S 20	Ju.Reid

### TITANS STARTERS

OFFENSE		DEFENSE	
WR 88	M.Johnson	DT 93	T.Tart
LT 77	T.Lewan	DL 91	L.Murchison
LG 76	R.Saffold	DE 96	D.Autry
C 60	B.Jones	DT 98	J.Simmons
RG 62	A.Brewer	LB 55	J.Brown
RT 72	D.Quessenberry	LB 56	M.Rice
TE 85	M.Pruitt	OLB 58	H.Landry
WR 11	A.Brown	CB 26	K.Fulton
QB 17	R.Tannehill	S 31	K.Byard
FB 44	T.Carter	S 37	A.Hooker
RB 8	A.Peterson	CB 35	C.Jackson

### TEXANS INDIVIDUAL STATISTICS

Rushing	Att	Yds	Avg	Lg	TD
R.Burkhead	18	40	2.2	9	0
T.Taylor	6	28	4.7	7	2
D.Johnson	13	18	1.4	5	0
P.Lindsay	1	-3	-3.0	-3	0
<b>Total</b>	<b>38</b>	<b>83</b>	<b>2.2</b>	<b>9</b>	<b>2</b>

Passing	Att	Cmp	Yds	TD	Lg	IN	Rt
T.Taylor	24	14	107	0	13	0	69.3
<b>Total</b>	<b>24</b>	<b>14</b>	<b>107</b>	<b>0</b>	<b>13</b>	<b>0</b>	<b>69.3</b>

Receiving	No	Yds	Avg	Lg	TD
C.Conley	4	37	9.3	13	0
D.Johnson	3	16	5.3	8	0
B.Cooks	2	18	9.0	10	0
P.Brown	2	10	5.0	8	0
C.Moore	1	10	10.0	10	0
N.Collins	1	9	9.0	9	0
B.Jordan	1	7	7.0	7	0
<b>Total</b>	<b>14</b>	<b>107</b>	<b>7.6</b>	<b>13</b>	<b>0</b>

Interceptions	No	Yds	Avg	Lg	TD
D.King	2	25	12.5	25	0
K.Grugier-Hill	1	82	82.0	82	0
T.Mitchell	1	22	22.0	22	0
<b>Total</b>	<b>4</b>	<b>129</b>	<b>32.3</b>	<b>82</b>	<b>0</b>

### Leading Tacklers (Press Box Totals)

K. Grugier-Hill 12-6-6; Z. Cunningham 11-6-5; E. Murray 11-6-5

Sacks: R. Blacklock 1; J. Martin 1

FF: Z. Cunningham 1; J. Martin 1

FR: None

### TITANS INDIVIDUAL STATISTICS

Rushing	Att	Yds	Avg	Lg	TD
A.Peterson	9	40	4.4	16	0
D.Hilliard	7	35	5.0	16	0
D.Foreman	7	25	3.6	9	0
R.Tannehill	2	3	1.5	3	0
<b>Total</b>	<b>25</b>	<b>103</b>	<b>4.1</b>	<b>16</b>	<b>0</b>

Passing	Att	Cmp	Yds	TD	Lg	IN	Rt
R.Tannehill	52	35	323	1	46	4	58.4
<b>Total</b>	<b>52</b>	<b>35</b>	<b>323</b>	<b>1</b>	<b>46</b>	<b>4</b>	<b>58.4</b>

Receiving	No	Yds	Avg	Lg	TD
D.Hilliard	8	47	5.9	10	0
N.Westbrook-Ikhine	7	107	15.3	46	0
A.Brown	5	48	9.6	11	0
A.Firkser	5	26	5.2	7	0
C.Rogers	4	41	10.3	12	0
D.Fitzpatrick	3	35	11.7	18	1
A.Peterson	2	4	2.0	5	0
D.Foreman	1	15	15.0	15	0
<b>Total</b>	<b>35</b>	<b>323</b>	<b>9.2</b>	<b>46</b>	<b>1</b>

Interceptions	No	Yds	Avg	Lg	TD
None					

### Leading Tacklers (Press Box Totals)

J. Brown 14-6-8; M. Rice 7-3-4; K. Byard 7-3-4

Sacks: None

FF: None

FR: None



# 2021 TITANS GAME-BY-GAME SUMMARIES



## Week 12: Titans 13, Patriots 36 Sunday, Nov. 28, 2021 • 1:00 p.m. ET • Gillette Stadium



In Week 12 of the 2021 season, the Titans traveled to New England to face the Patriots. Despite Tennessee racking up 270 rushing yards, marking the organization's 10th-highest rushing yardage total in franchise history, and the Titans defense limiting New England to two touchdowns on five total trips inside the red zone, Tennessee fell on the road to the Patriots by a score of 36-13.

New England got on the board in the first quarter on a nine-play scoring drive that began at the Titans' 37-yard line. Patriots QB **Mac Jones** connected with Patriots WR **Kendrick Bourne** for a four-yard touchdown and an early 7-0 lead.

In the second quarter, Tennessee constructed a 14-play scoring drive that included first-down receptions by TE **MyCole Pruitt**, WR **Cody Hollister**, and two first-down scrambles by QB **Ryan Tannehill**. Ultimately, Tannehill found WR **Nick Westbrook-Ikhine** for a one-yard touchdown, but the extra point attempt was no good, 7-6 New England.

Later in the second quarter, Patriots K **Nick Folk** converted field goals of 22, 37, and 44 yards to make it a 16-6 game. However, Tennessee responded just before the end of the first half, as RB **Dontrell Hilliard** took a third-down handoff and raced 68 yards into the end zone for a touchdown. Tennessee cut the lead to 16-13 heading into halftime.

In the third quarter, New England tacked on 10 points to increase the lead. First, Folk converted a 28-yard field goal attempt for a 19-13 game. Next, Jones connected with Bourne for a 41-yard touchdown pass and his second score of the day to make it 26-13.

In the fourth quarter, the Patriots added another 10 points to put the game out of reach for Tennessee. Folk converted a 52-yard field goal to increase the lead to 29-13. Next, Tennessee turned the ball over on downs at their own 21-yard line with five and a half minutes remaining in regulation. Patriots RB **Damien Harris** rushed for seven yards, and then ran for a 14-yard touchdown, as New England sealed a 36-13 victory.

### SCORING

	1	2	3	4	Final
Tennessee	0	13	0	0	13
New England	7	9	10	10	36

TEAM	SCORING PLAY	TIME
Patriots	K.Bourne 4 yd. pass from M.Jones (N.Folk kick)	1-7:37
Titans	N.Westbrook-Ikhine 1 yd. pass from R.Tannehill (kick failed, hru)	2-14:28
Patriots	N.Folk 22 yd. Field Goal	2-9:50
Patriots	N.Folk 37 yd. Field Goal	2-3:04
Patriots	N.Folk 44 yd. Field Goal	2-0:58
Titans	D.Hilliard 68 yd. run (R.Bullock kick)	2-0:37
Patriots	N.Folk 28 yd. Field Goal	3-11:13
Patriots	K.Bourne 41 yd. pass from M.Jones (N.Folk kick)	3-5:01
Patriots	N.Folk 52 yd. Field Goal	4-6:09
Patriots	D.Harris 14 yd. run (N.Folk kick)	4-4:38

Missed FGs: R. Bullock 44RU; N. Folk 53WR

Attendance: 65,878

Time of Game: 2:57

Weather: 37°, Cloudy, Wind WSW 7 mph

Referee: Alex Kemp



TEAM STATISTICS

	Titans	Patriots
TOTAL FIRST DOWNS	18	23
THIRD DOWN EFFICIENCY	5-11-45.5%	4-10-40.0%
FOURTH DOWN EFFICIENCY	1-3-33.3%	0-0-0.0%
TOTAL NET YARDS	355	394
Plays - Avg.	62-5.7	58-6.8
NET YARDS RUSHING	270	105
Rushes - Avg.	39-6.9	24-4.4
NET YARDS PASSING	85	289
Sacks - Yards Lost	2-8	2-21
PASS ATT-COMP-INT	21-11-1	32-23-0
PUNTS - Avg.	2-47.5	1-48.0
Net Punting Average	36.0	48.0
PUNT RETURNS - Yards	0-0	2-23
KICKOFF RETURNS - Yards	4-88	3-84
INTERCEPTIONS - Yards	0-0	1-0
PENALTIES Number and Yards	5-50	4-35
FUMBLES Number and Lost	5-3	0-0
TOUCHDOWNS	2	3
EXTRA POINTS Made-Attempts	1-2	3-3
RED ZONE EFFICIENCY	1-2-50%	2-5-40%
GOAL TO GO EFFICIENCY	1-2-50%	1-2-50%
SAFETIES	0	0
GIVEAWAYS	4	0
TAKEAWAYS	0	4
TIME OF POSSESSION	31:02	28:58

### TITANS STARTERS

OFFENSE			DEFENSE		
TE	87	G.Swaim	DE	96	D.Autry
LT	77	T.Lewan	DT	95	K.Peko
LG	76	R.Saffold	DT	98	J.Simmons
C	60	B.Jones	OLB	58	H.Landry
RG	62	A.Brewer	LB	55	J.Brown
RT	72	D.Quessenberry	LB	56	M.Rice
WR	15	N.Westbrook-Ikhine	CB	26	K.Fulton
WR	16	C.Hollister	CB	24	E.Molden
QB	17	R.Tannehill	CB	20	J.Jenkins
FB	44	T.Carter	S	31	K.Byard
RB	40	D.Hilliard	S	37	A.Hooker

### PATRIOTS STARTERS

OFFENSE			DEFENSE		
WR	16	J.Meyers	DL	92	D.Godchaux
TE	81	J.Smith	LE	98	Ca. Davis
LT	76	I.Wynn	RE	93	L.Guy
LG	67	T.Karras	LB	9	M.Judon
C	60	D.Andrews	LB	54	D.Hightower
RG	69	S.Mason	LB	8	J.Bentley
RT	77	T.Brown	LB	53	K.Van Noy
WR	15	N.Agholor	LCB	27	J.Jackson
WR	84	K.Bourne	RCB	2	J.Mills
QB	10	M.Jones	S	23	K.Dugger
RB	37	D.Harris	S	32	D.McCourtay

### TITANS INDIVIDUAL STATISTICS

Rushing	Att	Yds	Avg	Lg	TD
D.Hilliard	12	131	10.9	68	1
D.Foreman	19	109	5.7	30	0
R.Tannehill	5	24	4.8	11	0
K.Blasingame	3	6	2.0	3	0
<b>Total</b>	<b>39</b>	<b>270</b>	<b>6.9</b>	<b>68</b>	<b>1</b>

Passing	Att	Cmp	Yds	TD	Lg	IN	Rt
R.Tannehill	21	11	93	1	24	1	60.2
<b>Total</b>	<b>21</b>	<b>11</b>	<b>93</b>	<b>1</b>	<b>24</b>	<b>1</b>	<b>60.2</b>

Receiving	No	Yds	Avg	Lg	TD
N.Westbrook-Ikhine	2	25	12.5	24	1
C.Hollister	2	22	11.0	14	0
D.Fitzpatrick	1	14	14.0	14	0
M.Pruitt	1	10	10.0	10	0
G.Swaim	1	8	8.0	8	0
A.Firkser	1	7	7.0	7	0
D.Foreman	1	3	3.0	3	0
C.Rogers	1	2	2.0	2	0
D.Hilliard	1	2	2.0	2	0
<b>Total</b>	<b>11</b>	<b>93</b>	<b>8.5</b>	<b>24</b>	<b>1</b>

Interceptions	No	Yds	Avg	Lg	TD
None					

**Leading Tacklers (Press Box Totals)**  
K. Byard 12-9-3; J. Brown 8-5-3; J. Simmons 6-4-2

**Sacks:** K. Byard 1; N. Jones 0.5; D. Roberson 0.5  
**FF:** None  
**FR:** None

### PATRIOTS INDIVIDUAL STATISTICS

Rushing	Att	Yds	Avg	Lg	TD
R.Stevenson	9	46	5.1	19	0
D.Harris	11	40	3.6	14	1
M.Jones	2	11	5.5	7	0
J.Smith	1	9	9.0	9	0
B.Hoyer	1	-1	-1.0	-1	0
<b>Total</b>	<b>24</b>	<b>105</b>	<b>4.4</b>	<b>19</b>	<b>1</b>

Passing	Att	Cmp	Yds	TD	Lg	IN	Rt
M.Jones	32	23	310	2	41	0	0123.2
<b>Total</b>	<b>32</b>	<b>23</b>	<b>310</b>	<b>2</b>	<b>41</b>	<b>0</b>	<b>0123.2</b>

Receiving	No	Yds	Avg	Lg	TD
J.Meyers	5	98	19.6	38	0
K.Bourne	5	61	12.2	41	2
B.Bolden	4	54	13.5	21	0
J.Smith	3	49	16.3	20	0
N.Agholor	3	20	6.7	10	0
H.Henry	2	16	8.0	9	0
D.Harris	1	12	12.0	12	0
<b>Total</b>	<b>23</b>	<b>310</b>	<b>13.5</b>	<b>41</b>	<b>2</b>

Interceptions	No	Yds	Avg	Lg	TD
J.Jackson	1	0	0.0	0	0
<b>Total</b>	<b>1</b>	<b>0</b>	<b>0.0</b>	<b>0</b>	<b>0</b>


**Leading Tacklers (Press Box Totals)**  
J. Bentley 10-5-5; K. Dugger 8-5-3; D. Godchaux 7-6-1

**Sacks:** J. Bentley 1; M. Judon 1  
**FF:** J. Bentley 2; D. Godchaux 1; K. Van Noy 1; J. Jackson 1  
**FR:** K. Dugger 1; J. Mills 1; J. Tavai 1

# 2021 TITANS GAME-BY-GAME SUMMARIES



## Week 14: Titans 20, Jaguars 0 Sunday, Dec. 12, 2021 • 12:00 p.m. CT • Nissan Stadium



In Week 14 of the 2021 season, the Titans hosted the Jaguars and recorded the 17th shutout in franchise history after securing a 20-0 victory. Tennessee's defense recorded four interceptions, limited Jacksonville to just nine first downs, and held their opponent to eight rushing yards. With the team's ninth win of 2021, the Titans secured a winning record for the sixth consecutive season.

Tennessee got on the board on their opening possession with a 10-play, 74-yard scoring drive. RB **D'Onta Foreman**, WR **Cody Hollister** and QB **Ryan Tannehill** all contributed first-down plays, as the possession culminated in a five-yard rushing score by Foreman. The Titans took an early 7-0 lead.

In the second quarter, Tennessee constructed a 15-play scoring drive. TE **Anthony Firkser** contributed two first-down receptions, WR **Julio Jones** added a 12-yard catch, and Foreman accounted for five carries for 22 yards to move the chains. Ultimately, K **Randy Bullock** converted a 44-yard field goal for a 10-0 Titans lead.

In the third stanza, Tennessee increased its lead with an 11-play possession. TE **Geoff Swaim** contributed a 24-yard catch to move the Titans down the field before Tannehill ran into the end zone on a five-yard touchdown carry. Tennessee went ahead, 17-0.

In the fourth quarter, with under four minutes remaining in regulation, Jaguars QB **Trevor Lawrence's** pass was intercepted by CB **Buster Skrine** and returned it 17 yards to the Jacksonville 14-yard line. Tennessee's offense took over in the red zone, and Bullock converted his second field goal of the day on a 29-yard kick. The Titans went ahead 20-0, and sealed a home shutout victory.

### SCORING

	1	2	3	4	Final
Jacksonville	0	0	0	0	0
Tennessee	7	3	7	3	20

TEAM	SCORING PLAY	TIME
Titans	D.Foreman 5 yd. run (R.Bullock kick)	1-10:03
Titans	R.Bullock 44 yd. Field Goal	2-3:10
Titans	R.Tannehill 5 yd. run (R.Bullock kick)	3-2:51
Titans	R.Bullock 29 yd. Field Goal	4-2:20

Missed FGs: R. Bullock 47WR

Attendance: 67,808

Time of Game: 2:56

Weather: 44°, Sunny, Wind E 4 mph

Referee: Bill Vinovich



TEAM STATISTICS

	Jaguars	Titans
TOTAL FIRST DOWNS	9	22
THIRD DOWN EFFICIENCY	5-13-38.5%	6-15-40.0%
FOURTH DOWN EFFICIENCY	1-2-50.0%	0-0-0.0%
TOTAL NET YARDS	192	263
Plays - Avg.	51-3.8	69-3.8
NET YARDS RUSHING	8	102
Rushes - Avg.	8-1.0	34-3.0
NET YARDS PASSING	184	161
Sacks - Yards Lost	3-37	4-30
PASS ATT-COMP-INT	40-24-4	31-20-0
PUNTS - Avg.	5-45.0	5-38.4
Net Punting Average	42.4	38.4
PUNT RETURNS - Yards	0-0	3-13
KICKOFF RETURNS - Yards	1-16	1-25
INTERCEPTIONS - Yards	0-0	4-20
PENALTIES Number and Yards	9-79	2-15
FUMBLES Number and Lost	0-0	1-0
TOUCHDOWNS	0	2
EXTRA POINTS Made-Attempts	0-0	2-2
RED ZONE EFFICIENCY	0-0-0%	2-3-67%
GOAL TO GO EFFICIENCY	0-0-0%	2-2-100%
SAFETIES	0	0
GIVEAWAYS	4	0
TAKEAWAYS	0	4
TIME OF POSSESSION	23:03	36:57

### JAGUARS STARTERS

OFFENSE		DEFENSE	
WR 10	L.Shenault	DE 95	R.Robertson-Harris
WR 7	T.Austin	DL 91	D.Smoot
TE 80	J.O'Shaughnessy	DT 90	M.Brown
LT 74	C.Robinson	OLB 41	J.Allen
LG 68	A.Norwell	ILB 54	D.Wilson
C 69	T.Shatley	ILB 44	M.Jack
RG 78	B.Bartch	CB 26	S.Griffin
RT 75	J.Taylor	CB 32	T.Campbell
WR 11	M.Jones	S 2	R.Jenkins
QB 16	T.Lawrence	S 5	R.Ford
RB 25	J.Robinson	S 42	A.Wingard

### TITANS STARTERS

OFFENSE		DEFENSE	
WR 15	N.Westbrook-Ikhine	DE 96	D.Autry
TE 87	G.Swaim	DT 90	N.Jones
LT 77	T.Lewan	DT 98	J.Simmons
LG 76	R.Saffold	OLB 58	H.Landry
C 60	B.Jones	LB 55	J.Brown
RG 64	N.Davis	LB 54	R.Evans
RT 72	D.Quessenberry	CB 26	K.Fulton
WR 2	J.Jones	CB 24	E.Molden
QB 17	R.Tannehill	CB 38	B.Skrine
RB 7	D.Foreman	S 31	K.Byard
RB 40	D.Hilliard	S 37	A.Hooker

### JAGUARS INDIVIDUAL STATISTICS

Rushing	Att	Yds	Avg	Lg	TD
J.Robinson	6	4	0.7	5	0
C.Hyde	1	2	2.0	2	0
T.Lawrence	1	2	2.0	2	0
<b>Total</b>	<b>8</b>	<b>8</b>	<b>1.0</b>	<b>5</b>	<b>0</b>

Passing	Att	Cmp	Yds	TD	Lg	IN	Rt
T.Lawrence	40	24	221	0	41	4	35.5
<b>Total</b>	<b>40</b>	<b>24</b>	<b>221</b>	<b>0</b>	<b>41</b>	<b>4</b>	<b>35.5</b>

Receiving	No	Yds	Avg	Lg	TD
M.Jones	6	70	11.7	31	0
L.Treadwell	4	68	17.0	41	0
L.Shenault	4	34	8.5	14	0
J.O'Shaughnessy	4	21	5.3	7	0
T.Austin	3	17	5.7	7	0
D.Ogunbowale	2	5	2.5	3	0
C.Hyde	1	6	6.0	6	0
<b>Total</b>	<b>24</b>	<b>221</b>	<b>9.2</b>	<b>41</b>	<b>0</b>

Interceptions	No	Yds	Avg	Lg	TD
None					

**Leading Tacklers (Press Box Totals)**  
D. Wilson 10-6-4; M. Jack 10-6-4; A. Wingard 8-5-3

**Sacks:** D. Wilson 1; R. Robertson-Harris 1; D. Smoot 1; J. Ward 1

**FF:** None

**FR:** None

### TITANS INDIVIDUAL STATISTICS

Rushing	Att	Yds	Avg	Lg	TD
D.Foreman	13	47	3.6	8	1
R.Tannehill	4	29	7.3	17	1
J.McNichols	8	16	2.0	12	0
D.Hilliard	6	13	2.2	4	0
L.Woodside	3	-3	-1.0	-1	0
<b>Total</b>	<b>34</b>	<b>102</b>	<b>3.0</b>	<b>17</b>	<b>2</b>

Passing	Att	Cmp	Yds	TD	Lg	IN	Rt
R.Tannehill	31	20	191	0	24	0	81.5
<b>Total</b>	<b>31</b>	<b>20</b>	<b>191</b>	<b>0</b>	<b>24</b>	<b>0</b>	<b>81.5</b>

Receiving	No	Yds	Avg	Lg	TD
A.Firkser	4	34	8.5	11	0
J.Jones	4	33	8.3	16	0
G.Swaim	3	45	15.0	24	0
N.Westbrook-Ikhine	3	31	10.3	15	0
D.Foreman	2	15	7.5	11	0
C.Rogers	1	13	13.0	13	0
R.McMath	1	9	9.0	9	0
C.Hollister	1	6	6.0	6	0
M.Pruitt	1	5	5.0	5	0
<b>Total</b>	<b>20</b>	<b>191</b>	<b>9.6</b>	<b>24</b>	<b>0</b>

Interceptions	No	Yds	Avg	Lg	TD
B.Skrine	1	17	17.0	17	0
J.Brown	1	2	2.0	2	0
R.Evans	1	1	1.0	1	0
K.Fulton	1	0	0.0	0	0
<b>Total</b>	<b>4</b>	<b>20</b>	<b>5.0</b>	<b>17</b>	<b>0</b>

**Leading Tacklers (Press Box Totals)**  
R. Evans 6-1-5; K. Byard 5-2-3; E. Molden 5-2-3

**Sacks:** D. Autry 1; H. Landry 1; D. Roberson 1

**FF:** None

**FR:** None



# 2021 TITANS GAME-BY-GAME SUMMARIES



## Week 15: Titans 13, Steelers 19 Sunday, Dec. 19, 2021 • 1:00 p.m. ET • Heinz Field



In Week 15 of the 2021 season, the Titans traveled to Pittsburgh and lost by a score of 19-13. Despite limiting the Steelers' offense to just 168 total yards and 12 first downs, Tennessee was unable to win the contest.

Tennessee built a 10-0 first quarter lead with two scoring drives. First, WR **Chester Rogers** returned a punt 55 yards, and after an additional 10-yard penalty the Titans began with field possession at the Pittsburgh 25-yard line. RB **Jeremy McNichols** contributed an 11-yard catch as QB **Ryan Tannehill** ultimately ran in a one-yard touchdown for a 7-0 lead. On the next offensive series, Tennessee began the drive at their own 47-yard line. First-down contributions from WR **Nick Westbrook-Ikhine**, RB **D'Onta Foreman**, and from Tannehill allowed K **Randy Bullock** to convert a 26-yard field goal as the Titans took a 10-0 lead.

In the second quarter, Pittsburgh got on the board after capitalizing on a Titans turnover. Tannehill connected on a pass with TE **Anthony Firkser**, but Steelers CB **Arthur Maulet** forced a fumble and the ball was recovered by Steelers S **Minkah Fitzpatrick**. Pittsburgh took over at the Tennessee 36-yard line, and ultimately converted a 36-yard field goal to make it 10-3.

On the ensuing Titans possession, Tennessee constructed a season-high 19-play scoring drive that consumed over 10 minutes of clock. Foreman racked up 36 scrimmage yards, while WR **Cody Hollister**, McNichols, and Firkser all contributed first-down catches. The drive culminated in a 32-yard field goal, as Tennessee went ahead, 13-3.

Pittsburgh scored 16 points in the second half of the contest to pull ahead of the Titans. In the third quarter, Steelers QB **Ben Roethlisberger** engineered a 63-yard scoring drive. Facing a third-and-goal at the Tennessee one-yard line, Roethlisberger rushed the ball into the end zone to inch the score closer, 13-10 Tennessee. Later in the third quarter, Pittsburgh tied the score after capitalizing on another Titans turnover. WR **Racey McMath** caught a pass from Tannehill, but Steelers CB **Cameron Sutton** forced a fumble which was recovered by Steelers **CB Joe Haden**. Pittsburgh took possession of the ball at the Tennessee 41-yard line, as Steelers K **Chris Boswell** converted a 28-yard field goal to knot the score, 13-13.

On the ensuing Titans possession, Tannehill's pass was intercepted by Schobert and

returned 24 yards to the Tennessee 31-yard line. However, the Titans defense forced Pittsburgh to settle for a field goal, with help from a third-down sack by DL **Denico Autry**. The Steelers converted a 46-yard kick to take the lead, 16-13.

Later in the fourth quarter, trailing by three points, Tannehill fumbled the ball on the quarterback-center exchange and it was recovered by Steelers LB **T.J. Watt** at the Tennessee 35-yard line. Boswell connected on a 48-yard field goal to put Pittsburgh ahead, 19-13. Despite late-game efforts to mount a comeback, Tennessee was unable to do so and fell to the Steelers on the road.

SCORING					
	1	2	3	4	Final
Tennessee	10	3	0	0	13
Pittsburgh	0	3	7	9	19

TEAM	SCORING PLAY	TIME
Titans	R.Tannehill 1 yd. run (R.Bullock kick)	1-7:41
Titans	R.Bullock 26 yd. Field Goal	1-1:13
Steelers	C.Boswell 36 yd. Field Goal	2-10:35
Titans	R.Bullock 32 yd. Field Goal	2-0:18
Steelers	B.Roethlisberger 1 yd. run (C.Boswell kick)	3-3:08
Steelers	C.Boswell 28 yd. Field Goal	4-13:24
Steelers	C.Boswell 46 yd. Field Goal	4-7:20
Steelers	C.Boswell 48 yd. Field Goal	4-4:29

Missed FGs: C. Boswell 56SH

Attendance: 59,521

Time of Game: 3:09

Weather: 34°, Cloudy, Wind N 10 mph

Referee: Brad Rogers



### TEAM STATISTICS

	Titans	Steelers
TOTAL FIRST DOWNS	22	12
THIRD DOWN EFFICIENCY	8-18-44.4%	2-11-18.2%
FOURTH DOWN EFFICIENCY	1-2-50.0%	0-0-0.0%
TOTAL NET YARDS	318	168
Plays - Avg.	78-4.1	45-3.7
NET YARDS RUSHING	201	35
Rushes - Avg.	42-4.8	17-2.1
NET YARDS PASSING	117	133
Sacks - Yards Lost	4-36	3-15
PASS ATT-COMP-INT	32-23-1	25-16-0
PUNTS - Avg.	3-47.7	5-39.8
Net Punting Average	34.7	30.2
PUNT RETURNS - Yards	2-48	3-39
KICKOFF RETURNS - Yards	2-40	2-38
INTERCEPTIONS - Yards	0-0	1-23
PENALTIES Number and Yards	7-68	5-30
FUMBLES Number and Lost	5-3	0-0
TOUCHDOWNS	1	1
EXTRA POINTS Made-Attempts	1-1	1-1
RED ZONE EFFICIENCY	1-4-25%	1-3-33%
GOAL TO GO EFFICIENCY	1-2-50%	1-1-100%
SAFETIES	0	0
GIVEAWAYS	4	0
TAKEAWAYS	0	4
TIME OF POSSESSION	39:08	20:52

### TITANS STARTERS

OFFENSE		DEFENSE	
WR 2	J.Jones	DT 95	K.Peko
TE 85	M.Pruitt	NT 90	N.Jones
LT 77	T.Lewan	DT 98	J.Simmons
LG 62	A.Brewer	OLB 58	H.Landry
C 60	B.Jones	OLB 48	B.Dupree
RG 64	N.Davis	ILB 54	R.Evans
RT 72	D.Quessenberry	LB 41	Z.Cunningham
TE 87	G.Swaim	CB 26	K.Fulton
WR 15	N.Westbrook-Ikhine	CB 38	B.Skrine
QB 17	R.Tannehill	S 31	K.Byard
RB 40	D.Hilliard	S 37	A.Hooker

### STEELERS STARTERS

OFFENSE		DEFENSE	
WR 18	D.Johnson	DT 97	C.Heyward
WR 11	C.Claypool	DE 95	C.Wormley
LT 65	D.Moore	NT 99	H.Mondeaux
LG 77	J.Legglue	LOLB 90	T.Watt
C 53	K.Green	LILB 55	D.Bush
RG 51	T.Turner	RILB 93	J.Schobert
RT 76	C.Okorafor	ROLB 56	A.Highsmith
TE 81	Z.Gentry	LCB 23	J.Haden
TE 88	P.Freiermuth	RCB 20	C.Sutton
QB 7	B.Roethlisberger	SS 34	Te.Edmunds
RB 22	N.Harris	FS 39	M.Fitzpatrick

### TITANS INDIVIDUAL STATISTICS

Rushing	Att	Yds	Avg	Lg	TD
D.Foreman	22	108	4.9	20	0
D.Hilliard	9	49	5.4	15	0
J.McNichols	6	26	4.3	9	0
R.Tannehill	5	18	3.6	11	1
<b>Total</b>	<b>42</b>	<b>201</b>	<b>4.8</b>	<b>20</b>	<b>1</b>

Passing	Att	Cmp	Yds	TD	Lg	IN	Rt
R.Tannehill	32	23	153	0	18	1	68.9
<b>Total</b>	<b>32</b>	<b>23</b>	<b>153</b>	<b>0</b>	<b>18</b>	<b>1</b>	<b>68.9</b>

Receiving	No	Yds	Avg	Lg	TD
N.Westbrook-Ikhine	4	32	8.0	12	0
C.Rogers	4	30	7.5	13	0
D.Hilliard	4	10	2.5	5	0
J.McNichols	3	25	8.3	11	0
D.Foreman	2	27	13.5	18	0
A.Firkser	2	19	9.5	11	0
G.Swaim	1	5	5.0	5	0
C.Hollister	1	5	5.0	5	0
M.Pruitt	1	1	1.0	1	0
R.McMath	1	-1	-1.0	-1	0
<b>Total</b>	<b>23</b>	<b>153</b>	<b>6.7</b>	<b>18</b>	<b>0</b>

Interceptions	No	Yds	Avg	Lg	TD
None					

Leading Tacklers (Press Box Totals)
Z. Cunningham 6-4-2; R. Evans 5-3-2

Sacks	FF	FR
N. Jones 1; B. Dupree 1; D. Autry 1	None	None

### STEELERS INDIVIDUAL STATISTICS

Rushing	Att	Yds	Avg	Lg	TD
N.Harris	12	18	1.5	7	0
D.Johnson	1	10	10.0	10	0
C.Claypool	1	7	7.0	7	0
B.Roethlisberger	3	0	0.0	1	1
<b>Total</b>	<b>17</b>	<b>35</b>	<b>2.1</b>	<b>10</b>	<b>1</b>

Passing	Att	Cmp	Yds	TD	Lg	IN	Rt
B.Roethlisberger	25	16	148	0	19	0	80.1
<b>Total</b>	<b>25</b>	<b>16</b>	<b>148</b>	<b>0</b>	<b>19</b>	<b>0</b>	<b>80.1</b>

Receiving	No	Yds	Avg	Lg	TD
D.Johnson	5	38	7.6	16	0
P.Freiermuth	4	37	9.3	14	0
J.Washington	3	36	12.0	19	0
N.Harris	2	8	4.0	5	0
Z.Gentry	1	17	17.0	17	0
R.McCloud	1	0	0.0	0	0
C.Claypool	0	12	0.0	12	0
<b>Total</b>	<b>16</b>	<b>148</b>	<b>9.3</b>	<b>19</b>	<b>0</b>

Interceptions	No	Yds	Avg	Lg	TD
J.Schobert	1	23	23.0	23	0
<b>Total</b>	<b>1</b>	<b>23</b>	<b>23.0</b>	<b>23</b>	<b>0</b>

Leading Tacklers (Press Box Totals)
M. Fitzpatrick 14-12-2; Te. Edmunds 10-7-3; J. Schobert 7-4-3

Sacks	FF	FR
T. Watt 1.5; C. Wormley 1; D. Tuszka 1; C. Heyward 0.5	A. Maulet 1; C. Sutton 1; D. Tuszka 1	M. Fitzpatrick 1; T. Watt 1; J. Haden 1

# 2021 TITANS GAME-BY-GAME SUMMARIES



## Week 16: Titans 20, 49ers 17 Thursday, Dec. 23, 2021 • 7:20 p.m. CT • Nissan Stadium



In Week 16 of the 2021 season, the Titans hosted the San Francisco 49ers on Thursday Night Football and won by a score of 20-17. WR **A.J. Brown** returned to the lineup and led the team with a career-best 11 receptions for 145 yards and a touchdown, while the defense recorded two takeaways on interceptions.

San Francisco jumped out to an early 10-0 lead in the first half. On their opening possession, 49ers QB **Jimmy Garoppolo** led his team on a nine-play, 75-yard scoring drive that featured first-down receptions by 49ers WRs **Deebo Samuel** and **Brandon Aiyuk**. The drive culminated in a one-yard rushing score by 49ers RB **Jeff Wilson Jr.** for a 7-0 advantage.

In the second quarter San Francisco added an 11-play scoring drive that included 22 total yards by Wilson. However, the Tennessee defense forced the 49ers to settle for a 48-yard field goal to make it 10-0, San Francisco.

The Titans opened up the second half with a 13-play scoring drive to get on the board. On third-and-15, QB **Ryan Tannehill** connected with WR **Nick Westbrook-Ikhine** for a 24-yard first down pass, and Tannehill also hit Brown for two first downs that totaled 31 yards. Ultimately K **Randy Bullock** converted a 38-yard field goal to make it 10-3. On the first play of the ensuing San Francisco possession, S **Amani Hooker** picked off Garoppolo and returned the ball 21 yards to the 49ers 18-yard line. RB **Jeremy McNichols** then moved the ball 15 yards on two carries before RB **D'Onta Foreman** rushed in a three-yard touchdown to tie the game, 10-10.

After forcing San Francisco to turn the ball over on downs at Tennessee's 41-yard line, the Titans strung together another scoring drive that included a 42-yard bomb from Tannehill to Brown on third-and-23. The possession culminated in an 18-yard touchdown by Brown, as the Titans pulled ahead 17-10.

Later in the fourth quarter, the 49ers tied the game on a scoring drive that featured a field-flipping 56-yard pass from Garoppolo to Samuel. With just under three minutes remaining in regulation, Garoppolo connected with Aiyuk for a two-yard score that tied

the game, 17-17.

Tennessee's offense took possession of the ball, beginning the drive at their own 25-yard line and in need of a score. Tannehill contributed a 23-yard rush to help drive the Titans into 49ers territory. With four seconds remaining in regulation, Bullock successfully kicked a 44-yard game-winner as the Titans sealed a 20-17 home primetime victory.

### SCORING

	1	2	3	4	Final
San Francisco	7	3	0	7	17
Tennessee	0	0	10	10	20

TEAM	SCORING PLAY	TIME
49ers	J.Wilson 1 yd. run (R.Gould kick)	1-9:57
49ers	R.Gould 48 yd. Field Goal	2-8:31
Titans	R.Bullock 38 yd. Field Goal	3-8:45
Titans	D.Foreman 3 yd. run (R.Bullock kick)	3-7:13
Titans	A.Brown 18 yd. pass from R.Tannehill (R.Bullock kick)	4-13:02
49ers	B.Aiyuk 2 yd. pass from J.Garoppolo (R.Gould kick)	4-2:20
Titans	R.Bullock 44 yd. Field Goal	4-0:04

**Missed FGs:** None  
**Attendance:** 69,361  
**Time of Game:** 3:50  
**Weather:** 54°, Clear, Wind S 6 mph  
**Referee:** Shawn Hochuli



TEAM STATISTICS

	49ers	Titans
TOTAL FIRST DOWNS	22	16
THIRD DOWN EFFICIENCY	3-8-37.5%	9-16-56.3%
FOURTH DOWN EFFICIENCY	1-2-50.0%	0-0-0.0%
TOTAL NET YARDS	389	278
Plays - Avg.	58-6.7	58-4.8
NET YARDS RUSHING	83	90
Rushes - Avg.	21-4.0	24-3.8
NET YARDS PASSING	306	188
Sacks - Yards Lost	2-16	4-21
PASS ATT-COMP-INT	35-26-2	30-22-0
PUNTS - Avg.	2-35.0	5-46.0
Net Punting Average	35.0	39.6
PUNT RETURNS - Yards	1-12	0-0
KICKOFF RETURNS - Yards	0-0	2-57
INTERCEPTIONS - Yards	0-0	2-21
PENALTIES Number and Yards	5-41	6-57
FUMBLES Number and Lost	3-0	0-0
TOUCHDOWNS	2	2
EXTRA POINTS Made-Attempts	2-2	2-2
RED ZONE EFFICIENCY	2-4-50%	2-2-100%
GOAL TO GO EFFICIENCY	2-3-67%	1-1-100%
SAFETIES	0	0
GIVEAWAYS	2	0
TAKEAWAYS	0	2
TIME OF POSSESSION	30:31	29:29

### 49ERS STARTERS

OFFENSE		DEFENSE	
WR 11	B.Aiyuk	LDE 56	S.Ebukam
TE 85	G.Kittle	LDT 91	A.Armstead
LT 71	T.Williams	RDT 93	D.Jones
LG 75	L.Tomlinson	RDE 97	N.Bosa
C 50	A.Mack	SAM 51	A.Al-Shaair
RG 60	D.Brunskill	MIKE 54	F.Warner
RT 66	T.Compton	WILL 36	M.Harris
WR 19	D.Samuel	LCB 20	A.Thomas
QB 10	J.Garoppolo	RCB 26	J.Norman
FB 44	K.Juszczyk	FS 1	J.Ward
RB 22	J.Wilson	SS 3	J.Tartt

### TITANS STARTERS

OFFENSE		DEFENSE	
WR 11	A.Brown	DT 93	T.Tart
WR 2	J.Jones	NT 90	N.Jones
LT 75	D.Radunz	DT 98	J.Simmons
LG 62	A.Brewer	OLB 58	H.Landry
C 60	B.Jones	OLB 48	B.Dupree
RG 64	N.Davis	ILB 54	R.Evans
RT 72	D.Quessenberry	LB 41	Z.Cunningham
TE 87	G.Swaim	CB 26	K.Fulton
TE 85	M.Pruitt	CB 38	B.Skrine
QB 17	R.Tannehill	S 31	K.Byard
RB 40	D.Hilliard	S 37	A.Hooker

### 49ERS INDIVIDUAL STATISTICS

Rushing	Att	Yds	Avg	Lg	TD
J.Wilson	14	45	3.2	9	1
D.Samuel	5	32	6.4	12	0
J.Hasty	1	3	3.0	3	0
J.Garoppolo	1	3	3.0	3	0
<b>Total</b>	<b>21</b>	<b>83</b>	<b>4.0</b>	<b>12</b>	<b>1</b>

Passing	Att	Cmp	Yds	TD	Lg	IN	Rt
J.Garoppolo	35	26	322	1	56	2	88.0
<b>Total</b>	<b>35</b>	<b>26</b>	<b>322</b>	<b>1</b>	<b>56</b>	<b>2</b>	<b>88.0</b>

Receiving	No	Yds	Avg	Lg	TD
D.Samuel	9	159	17.7	56	0
B.Aiyuk	4	40	10.0	17	1
K.Juszczyk	3	45	15.0	26	0
J.Hasty	3	26	8.7	12	0
J.Wilson	3	12	4.0	11	0
G.Kittle	2	21	10.5	16	0
J.Jennings	2	19	9.5	11	0
<b>Total</b>	<b>26</b>	<b>322</b>	<b>12.4</b>	<b>56</b>	<b>1</b>

Interceptions	No	Yds	Avg	Lg	TD
None					

**Leading Tacklers (Press Box Totals)**  
 F. Warner 6-5-1; J. Tartt 6-5-1; A. Al-Shaair 6-1-5

**Sacks:** S. Ebukam 1.5; K. Street 1; J. Willis 1; A. Al-Shaair 0.5  
**FF:** None  
**FR:** None

### TITANS INDIVIDUAL STATISTICS

Rushing	Att	Yds	Avg	Lg	TD
J.McNichols	7	31	4.4	10	0
R.Tannehill	3	22	7.3	23	0
D.Hilliard	5	20	4.0	9	0
D.Foreman	9	17	1.9	8	1
<b>Total</b>	<b>24</b>	<b>90</b>	<b>3.8</b>	<b>23</b>	<b>1</b>

Passing	Att	Cmp	Yds	TD	Lg	IN	Rt
R.Tannehill	29	22	209	1	42		0106.8
A.Brown	1	0	0	0	0		0 39.6
<b>Total</b>	<b>30</b>	<b>22</b>	<b>209</b>	<b>1</b>	<b>42</b>		<b>0103.3</b>

Receiving	No	Yds	Avg	Lg	TD
A.Brown	11	145	13.2	42	1
G.Swaim	3	10	3.3	6	0
N.Westbrook-Ikhine	2	38	19.0	24	0
D.Hilliard	2	-6	-3.0	2	0
A.Firker	1	13	13.0	13	0
J.Jones	1	7	7.0	7	0
C.Rogers	1	3	3.0	3	0
K.Blasingame	1	-1	-1.0	-1	0
<b>Total</b>	<b>22</b>	<b>209</b>	<b>9.5</b>	<b>42</b>	<b>1</b>

Interceptions	No	Yds	Avg	Lg	TD
A.Hooker	1	21	21.0	21	0
J.Jenkins	1	0	0.0	0	0
<b>Total</b>	<b>2</b>	<b>21</b>	<b>10.5</b>	<b>21</b>	<b>0</b>

**Leading Tacklers (Press Box Totals)**  
 R. Evans 7-5-2; B. Skrine 7-4-3; K. Byard 6-4-2

**Sacks:** B. Dupree 1; D. Autry 1  
**FF:** R. Evans 1; K. Byard 1  
**FR:** None



# 2021 TITANS GAME-BY-GAME SUMMARIES



## Week 17: Titans 34, Dolphins 3 Sunday, Jan. 2, 2022 • 12:00 p.m. CT • Nissan Stadium



In Week 17 of the regular season, the Titans secured the AFC South crown for the second consecutive year after hosting the Miami Dolphins and winning by a score of 34-3. It marked the organization's first back-to-back division titles since the Oilers won the first three AFL Eastern Division titles from 1960 to 1962.

Tennessee got on the board in the first quarter with an eight-play scoring drive that began at the Miami 43-yard line. The possession featured a 25-yard pass from QB **Ryan Tannehill** to WR **A.J. Brown** on second-and-15, a fourth-down quarterback sneak by Tannehill to keep the chains moving, and a 14-yard carry by RB **D'Onta Foreman** that gave the Titans a first down at the Miami one-yard line. Ultimately, Tannehill connected with TE **Geoff Swaim** in the end zone for a one-yard touchdown and a 7-0 lead. On the ensuing Miami possession, Dolphins QB **Tua Tagovailoa** fumbled the ball and it was recovered by CB **Elijah Molden** at the Miami 14-yard line. Tennessee capitalized on the turnover as K **Randy Bullock** tacked on a 23-yard field goal to extend the lead, 10-0.

Later in the second quarter, Miami recorded their lone score of the day as a 10-play possession culminated in a 39-yard field goal by Dolphins K **Jason Sanders**, 10-3.

However, on the following drive Tennessee replied with another score. Foreman accounted for five carries for 40 yards and one touchdown on the possession, and his 21-yard rushing score put the Titans ahead, 17-3.

The Titans tacked on 17 points in the fourth quarter, registering a touchdown, field goal, and another touchdown on three consecutive offensive series. First, on a five-play drive, Foreman helped move the sticks by taking a direct snap and rushing for 35 yards. Ultimately, Tannehill tossed a 15-yard touchdown to TE **Anthony Firkser**, 24-3. Next, the Titans punted on fourth down, but Miami was called for roughing the kicker which provided a fresh set of downs for Tennessee. The Titans capitalized with a 44-yard field goal by Bullock, 27-3. Lastly, Tagovailoa threw an interception to LB **David Long Jr.**, who gave the offense the ball back at the Miami 38-yard line. RB **Dontrell Hilliard** tacked on a 39-yard rushing score as the Titans sealed their second consecutive AFC South title with a 34-3 home victory over the Dolphins.

### SCORING

	1	2	3	4	Final
Miami	0	3	0	0	3
Tennessee	7	10	0	17	34

TEAM	SCORING PLAY	TIME
Titans	G.Swaim 1 yd. pass from R.Tannehill (R.Bullock kick)	1-1:24
Titans	R.Bullock 23 yd. Field Goal	2-14:15
Dolphins	J.Sanders 39 yd. Field Goal	2-9:43
Titans	D.Foreman 21 yd. run (R.Bullock kick)	2-3:18
Titans	A.Firkser 15 yd. pass from R.Tannehill (R.Bullock kick)	4-7:42
Titans	R.Bullock 44 yd. Field Goal	4-2:58
Titans	D.Hilliard 39 yd. run (R.Bullock kick)	4-1:53

Missed FGs: J. Sanders 53CR

Attendance: 69,091

Time of Game: 2:59

Weather: 36°, Cloudy, Wind N 11 mph

Referee: Shawn Smith



TEAM STATISTICS

	Dolphins	Titans
TOTAL FIRST DOWNS	16	17
THIRD DOWN EFFICIENCY	3-12-25.0%	7-15-46.7%
FOURTH DOWN EFFICIENCY	1-3-33.3%	1-1-100.0%
TOTAL NET YARDS	256	308
Plays - Avg.	59-4.3	59-5.2
NET YARDS RUSHING	74	198
Rushes - Avg.	16-4.6	40-5.0
NET YARDS PASSING	182	110
Sacks - Yards Lost	4-23	1-10
PASS ATT-COMP-INT	39-18-1	18-13-0
PUNTS - Avg.	4-36.8	4-44.3
Net Punting Average	29.8	40.5
PUNT RETURNS - Yards	2-15	3-28
KICKOFF RETURNS - Yards	2-34	1-24
INTERCEPTIONS - Yards	0-0	1-0
PENALTIES Number and Yards	5-55	6-70
FUMBLES Number and Lost	4-1	1-0
TOUCHDOWNS	0	4
EXTRA POINTS Made-Attempts	0-0	4-4
RED ZONE EFFICIENCY	0-0-0%	2-3-67%
GOAL TO GO EFFICIENCY	0-0-0%	1-1-100%
SAFETIES	0	0
GIVEAWAYS	2	0
TAKEAWAYS	0	2
TIME OF POSSESSION	26:48	33:12

### DOLPHINS STARTERS

OFFENSE		DEFENSE	
WR 11	D.Parker	DT 92	Z.Sieler
TE 81	D.Smythe	DL 91	E.Ogbah
LT 74	L.Eichenberg	NT 98	R.Davis
LG 73	A.Jackson	DL 94	C.Wilkins
C 63	M.Deiter	LB 55	J.Baker
RG 68	R.Hunt	LB 52	E.Roberts
RT 77	J.Davis	LB 43	A.Van Ginkel
WR 87	I.Ford	CB 24	By.Jones
WR 17	J.Waddle	CB 25	X.Howard
QB 1	T.Tagovailoa	S 29	Br.Jones
RB 28	D.Johnson	S 8	J.Holland

### TITANS STARTERS

OFFENSE		DEFENSE	
WR 15	N.Westbrook-Ikhine	NT 90	N.Jones
TE 85	M.Pruitt	DT 98	J.Simmons
TE 87	G.Swaim	OLB 58	H.Landry
LT 77	T.Lewan	OLB 48	B.Dupree
LG 76	R.Saffold	ILB 54	R.Evans
C 60	B.Jones	LB 41	Z.Cunningham
RG 64	N.Davis	CB 26	K.Fulton
RT 72	D.Quessenberry	CB 20	J.Jenkins
WR 11	A.Brown	DB 24	E.Molden
QB 17	R.Tannehill	S 31	K.Byard
RB 40	D.Hilliard	S 37	A.Hooker

### DOLPHINS INDIVIDUAL STATISTICS

Rushing	Att	Yds	Avg	Lg	TD
D.Johnson	7	49	7.0	16	0
M.Gaskin	5	23	4.6	8	0
P.Lindsay	2	1	0.5	1	0
T.Tagovailoa	2	1	0.5	1	0
<b>Total</b>	<b>16</b>	<b>74</b>	<b>4.6</b>	<b>16</b>	<b>0</b>

Passing	Att	Cmp	Yds	TD	Lg	IN	Rt
T.Tagovailoa	38	18	205	0	45	1	53.1
M.Gesicki	1	0	0	0	0	0	39.6
<b>Total</b>	<b>39</b>	<b>18</b>	<b>205</b>	<b>0</b>	<b>45</b>	<b>1</b>	<b>51.8</b>

Receiving	No	Yds	Avg	Lg	TD
M.Gesicki	4	51	12.8	15	0
D.Parker	4	46	11.5	20	0
J.Waddle	3	47	15.7	45	0
D.Smythe	3	37	12.3	21	0
D.Johnson	2	16	8.0	10	0
P.Lindsay	1	8	8.0	8	0
I.Ford	1	0	0.0	0	0
<b>Total</b>	<b>18</b>	<b>205</b>	<b>11.4</b>	<b>45</b>	<b>0</b>

Interceptions	No	Yds	Avg	Lg	TD
None					

**Leading Tacklers (Press Box Totals)**  
C. Wilkins 11-6-5; E. Roberts 8-5-3; Z. Sieler 8-4-4

**Sacks:** J. Baker 1  
**FF:** None  
**FR:** None

### TITANS INDIVIDUAL STATISTICS

Rushing	Att	Yds	Avg	Lg	TD
D.Foreman	26	132	5.1	35	1
D.Hilliard	8	45	5.6	39	1
J.McNichols	2	14	7.0	12	0
R.Tannehill	4	7	1.8	5	0
<b>Total</b>	<b>40</b>	<b>198</b>	<b>5.0</b>	<b>39</b>	<b>2</b>

Passing	Att	Cmp	Yds	TD	Lg	IN	Rt
R.Tannehill	18	13	120	2	28	28	0127.1
<b>Total</b>	<b>18</b>	<b>13</b>	<b>120</b>	<b>2</b>	<b>28</b>	<b>28</b>	<b>0127.1</b>

Receiving	No	Yds	Avg	Lg	TD
D.Hilliard	3	33	11.0	28	0
A.Firkser	3	24	8.0	15	1
G.Swaim	3	9	3.0	5	1
A.Brown	2	41	20.5	25	0
C.Rogers	2	13	6.5	7	0
<b>Total</b>	<b>13</b>	<b>120</b>	<b>9.2</b>	<b>28</b>	<b>2</b>

Interceptions	No	Yds	Avg	Lg	TD
D.Long	1	0	0.0	0	0
<b>Total</b>	<b>1</b>	<b>0</b>	<b>0.0</b>	<b>0</b>	<b>0</b>

**Leading Tacklers (Press Box Totals)**  
Z. Cunningham 6-4-2; A. Hooker 6-3-3; J. Jenkins 4-4-0

**Sacks:** D. Autry 1; H. Landry 1; K. Peko 1; Team 1  
**FF:** K. Peko 1  
**FR:** E. Molden 1

# 2021 TITANS GAME-BY-GAME SUMMARIES



## Week 18: Titans 28, Texans 25 Sunday, Jan. 9, 2022 • 12:00 p.m. CT • NRG Stadium



In Week 18 of the 2021 season, the Titans traveled to Houston to face the Texans and won by a score of 28-25. In doing so, Tennessee finished the season with a 12-5 record to clinch the No. 1 seed in the AFC playoffs, providing homefield advantage and a first-round bye. QB **Ryan Tannehill** threw four touchdowns as the offense totaled 405 yards, including 124 rushing yards and 281 net passing yards.

The Titans jumped out to a 21-0 lead in the second quarter, scoring touchdowns on three consecutive possessions and never relinquishing the lead. On the first scoring possession, Tannehill completed a 19-yard pass to WR **Julio Jones**, a 17-yard toss to TE **Anthony Firkser**, and a 15-yard ball to RB **D'Onta Foreman**. Ultimately, Tannehill connected with Firkser for a five-yard touchdown pass, capping a 94-yard drive with a 7-0 lead. After forcing Houston to punt, the Tennessee offense took possession at their own 15-yard line. WR **A.J. Brown** caught three passes for 52 yards and one touchdown on the drive, as his 14-yard strike from Tannehill doubled Tennessee's lead, 14-0. Next, the Titans defense forced a three-and-out to get the ball back with under a minute remaining in the half. A pass interference call on Houston gave Tennessee a first down at the Houston four-yard line, and Tannehill quickly found WR **Nick Westbrook-Ikhine** in the end zone for a four-yard touchdown. The Titans took a 21-0 lead into halftime.

Houston got on the board in the third quarter with two scoring drives on consecutive possessions. First, a 72-yard drive was ushered along by a 20-yard pass from Texans QB **Davis Mills** to Texans RB **Rex Burkhead**, before Mills connected with Texans WR **Chris Moore** for a 28-yard touchdown on a flea-flicker, 21-7 Titans. On their next possession with Houston facing a first down at the Tennessee 15-yard line, DT **Jeffery Simmons** sacked Mills for a loss of nine. The Texans couldn't overcome the down and distance deficit and were forced to settle for a 31-yard field goal, 21-10 Titans.

In the fourth quarter, Houston tacked on another score to pull within three points of the Titans. Texans WR **Danny Amendola** caught a 37-yard pass and Texans WR **Nico Collins** added a 30-yard reception to move the sticks, before Mills connected with Amendola for a seven-yard touchdown. Houston elected to go for two, and the conversion attempt was successful as Mills connected with Amendola for an extra two points, 21-18 Titans.

However, the Titans responded on the ensuing possession with a 75-yard scoring drive that saw Tannehill acrobatically evade a third-down sack to complete a 36-yard pass to Westbrook-Ikhine and then toss a 24-yard completion to Firkser on third down. Ultimately, Tannehill threw his fourth touchdown pass of the day, as a three-yard score to Jones put the Titans ahead, 28-18.

Houston added an additional touchdown on a 26-yard pass from Mills to Amendola to make it 28-25, but Tennessee was able to control the clock for the remainder of the fourth quarter, as the Titans preserved a 28-25 road win and locked up the AFC's No. 1 seed.

### SCORING

	1	2	3	4	Final
Tennessee	0	21	0	7	28
Houston	0	0	10	15	25

TEAM	SCORING PLAY	TIME
Titans	A.Firkser 5 yd. pass from R.Tannehill (R.Bullock kick)	2-7:40
Titans	A.Brown 14 yd. pass from R.Tannehill (R.Bullock kick)	2-1:34
Titans	N.Westbrook-Ikhine 4 yd. pass from R.Tannehill (R.Bullock kick)	2-0:11
Texans	C.Moore 28 yd. pass from D.Mills (K.Fairbairn kick)	3-9:46
Texans	K.Fairbairn 31 yd. Field Goal	3-2:14
Texans	D.Amendola 7 yd. pass from D.Mills (D.Mills-D.Amendola pass)	4-11:40
Titans	J.Jones 3 yd. pass from R.Tannehill (R.Bullock kick)	4-7:00
Texans	D.Amendola 26 yd. pass from D.Mills (K.Fairbairn kick)	4-4:04

Missed FGs: R. Bullock 42WL

Attendance: 66,722

Time of Game: 3:02

Weather: 73°, Cloudy, Wind WSW 7 mph

Referee: Land Clark



### TEAM STATISTICS

	Titans	Texans
TOTAL FIRST DOWNS	23	18
THIRD DOWN EFFICIENCY	8-13-61.5%	4-11-36.4%
FOURTH DOWN EFFICIENCY	0-0-0.0%	1-1-100.0%
TOTAL NET YARDS	405	353
Plays - Avg.	65-6.2	56-6.3
NET YARDS RUSHING	124	64
Rushes - Avg.	32-3.9	21-3.0
NET YARDS PASSING	281	289
Sacks - Yards Lost	1-6	2-12
PASS ATT-COMP-INT	32-23-0	33-23-0
PUNTS - Avg.	4-49.3	5-42.6
Net Punting Average	43.3	38.0
PUNT RETURNS - Yards	4-23	3-24
KICKOFF RETURNS - Yards	3-58	3-58
INTERCEPTIONS - Yards	0-0	0-0
PENALTIES Number and Yards	5-42	4-65
FUMBLES Number and Lost	2-0	0-0
TOUCHDOWNS	4	3
EXTRA POINTS Made-Attempts	4-4	3-3
RED ZONE EFFICIENCY	4-4-100%	1-2-50%
GOAL TO GO EFFICIENCY	3-3-100%	1-1-100%
SAFETIES	0	0
GIVEAWAYS	0	0
TAKEAWAYS	0	0
TIME OF POSSESSION	33:34	26:26

### TITANS STARTERS

OFFENSE			DEFENSE		
WR 11	A.Brown	DT 98	J.Simmons		
TE 87	G.Swaim	DT 95	K.Peko		
LT 77	T.Lewan	DL 91	L.Murchison		
LG 76	R.Saffold	OLB 58	H.Landry		
C 60	B.Jones	OLB 48	B.Dupree		
RG 64	N.Davis	LB 51	D.Long		
RT 72	D.Quessenberry	LB 41	Z.Cunningham		
WR 80	C.Rogers	CB 26	K.Fulton		
WR 2	J.Jones	CB 20	J.Jenkins		
QB 17	R.Tannehill	S 31	K.Byard		
RB 7	D.Foreman	S 37	A.Hooker		

### TEXANS STARTERS

OFFENSE		DEFENSE	
WR 12	N.Collins	DE 54	J.Martin
TE 85	P.Brown	DT 91	R.Lopez
LT 71	T.Howard	DT 97	M.Collins
LG 65	L.Taylor	DE 52	J.Greenard
C 68	J.Britt	MLB 58	C.Kirksey
RG 64	J.McCray	SLB 51	K.Grugier-Hill
RT 67	C.Heck	CB 1	L.Johnson
TE 83	A.Auclair	CB 37	T.Thomas
WR 13	B.Cooks	CB 25	D.King
QB 10	D.Mills	S 23	E.Murray
RB 28	R.Burkhead	S 8	T.Brooks

### TITANS INDIVIDUAL STATISTICS

Rushing	Att	Yds	Avg	Lg	TD
D.Foreman	21	69	3.3	16	0
D.Hilliard	9	57	6.3	16	0
R.Tannehill	2	-2	-1.0	-1	0
<b>Total</b>	<b>32</b>	<b>124</b>	<b>3.9</b>	<b>16</b>	<b>0</b>

Passing	Att	Cmp	Yds	TD	Lg	IN	Rt
R.Tannehill	32	23	287	4	36	0	138.9
<b>Total</b>	<b>32</b>	<b>23</b>	<b>287</b>	<b>4</b>	<b>36</b>	<b>0</b>	<b>138.9</b>

Receiving	No	Yds	Avg	Lg	TD
J.Jones	5	58	11.6	19	1
N.Westbrook-Ikhine	4	78	19.5	36	1
A.Brown	4	68	17.0	24	1
A.Firkser	4	56	14.0	24	1
C.Rogers	2	4	2.0	4	0
D.Foreman	1	15	15.0	15	0
K.Blasingame	1	5	5.0	5	0
G.Swaim	1	2	2.0	2	0
D.Hilliard	1	1	1.0	1	0
<b>Total</b>	<b>23</b>	<b>287</b>	<b>12.5</b>	<b>36</b>	<b>4</b>

Interceptions	No	Yds	Avg	Lg	TD
None					

**Leading Tacklers (Press Box Totals)**  
Z. Cunningham 9-6-3; E. Molden 6-6-0; D. Long 6-3-3

**Sacks:** K. Peko 1; J. Simmons 1  
**FF:** None  
**FR:** None

### TEXANS INDIVIDUAL STATISTICS

Rushing	Att	Yds	Avg	Lg	TD
D.Johnson	5	28	5.6	15	0
R.Burkhead	12	24	2.0	6	0
D.Mills	4	12	3.0	11	0
<b>Total</b>	<b>21</b>	<b>64</b>	<b>3.0</b>	<b>15</b>	<b>0</b>

Passing	Att	Cmp	Yds	TD	Lg	IN	Rt
D.Mills	33	23	301	3	37	0	128.5
<b>Total</b>	<b>33</b>	<b>23</b>	<b>301</b>	<b>3</b>	<b>37</b>	<b>0</b>	<b>128.5</b>

Receiving	No	Yds	Avg	Lg	TD
D.Amendola	7	113	16.1	37	2
N.Collins	3	67	22.3	30	0
R.Burkhead	3	42	14.0	20	0
C.Moore	3	38	12.7	28	1
B.Cooks	3	26	8.7	25	0
D.Johnson	3	8	2.7	7	0
A.Auclair	1	7	7.0	7	0
<b>Total</b>	<b>23</b>	<b>301</b>	<b>13.1</b>	<b>37</b>	<b>3</b>

Interceptions	No	Yds	Avg	Lg	TD
None					

**Leading Tacklers (Press Box Totals)**  
T. Brooks 8-6-2; C. Kirksey 8-4-4; T. Thomas 7-5-2; K. Grugier-Hill 7-5-2

**Sacks:** M. Collins 1  
**FF:** None  
**FR:** None



# 2021 TITANS GAME-BY-GAME SUMMARIES



## Divisional Round: Titans 16, Bengals 19 Saturday, Jan. 22, 2022 • 3:30 p.m. CT • Nissan Stadium



In the Divisional Round of the 2021 playoffs, the Titans hosted the Cincinnati Bengals and lost by a score of 19-16. Despite the Titans defense tallying a NFL postseason record nine sacks, and limiting the Bengals offense to 64 rushing yards on 18 attempts, Cincinnati's game-winning field goal as time expired proved to be the difference as Tennessee was handed a home playoff loss.

On the first play of the contest, QB **Ryan Tannehill's** pass was intercepted by Bengals S **Jessie Bates III** to give Cincinnati possession at the Tennessee 42-yard line. Tennessee's defense was able to hold the Bengals to a field goal, as a 38-yard kick gave Cincinnati an early 3-0 lead. Later in the first quarter, the Bengals doubled their lead with a six play, 61-yard scoring drive that featured a 57-yard pass from Bengals QB **Joe Burrow** to Bengals WR **Ja'Marr Chase**. Cincinnati was again forced to settle for a field goal as Bengals K **Evan McPherson** tacked on a 45-yarder, 6-0.

Tennessee tied the score in the second quarter with a nine play, 84-yard scoring possession. Tannehill connected with WR **A.J. Brown** for a 41-yard bomb on the first play of the drive, and WR **Julio Jones** contributed a 13-yard catch to give the Titans a first down in the red zone. Then, while in the Wildcat formation, RB **Derrick Henry** took the direct snap and ran in a three-yard touchdown. However, Cincinnati was penalized for having 12 men on the field for the extra point, and the Titans elected to enforce the opportunity to go for a two-point conversion. Henry's carry was short of the goal line, 6-6.

On the ensuing Bengals possession, facing a third-and-14 at the Tennessee 24-yard line, Burrow was sacked by DT **Jeffery Simmons** for a loss of 12. Cincinnati was forced to kick a 54-yard field goal to make it 9-6 heading into halftime.

Cincinnati pulled ahead in the third quarter on the Bengals' lone touchdown score of the day. Burrow connected with Bengals WR **Tee Higgins** for a 12-yard pass, and Bengals RB **Joe Mixon** accounted for 41 total yards, including a 16-yard rushing touchdown that made it 16-6, Cincinnati.

Later in the third quarter, Tennessee constructed two scoring drives on consecutive possessions to tie the score. First, with help from a 40-yard pass from Tannehill to Brown, K **Randy Bullock** was able to convert a 34-yard field goal to make it 16-9,

Bengals. Next, as Cincinnati took the field, S **Amani Hooker** intercepted Burrow on the first play of the drive to give Tennessee possession at the Bengals 27-yard line. Tannehill connected with Brown for a 33-yard touchdown, as the Titans tied the score 16-16.

With under a minute remaining in regulation, as the Titans were driving, Tannehill's pass was intercepted by Bengals LB **Logan Wilson** at the Cincinnati 47-yard line. Burrow quickly moved the ball with a 19-yard pass to Chase. With four seconds remaining, McPherson successfully kicked a 52-yard field goal to seal a victory by a final score of 19-16.

### SCORING

	1	2	3	4	Final
Cincinnati	6	3	7	3	19
Tennessee	0	6	10	0	16

TEAM	SCORING PLAY	TIME
Bengals	E.McPherson 38 yd. Field Goal	1-12:03
Bengals	E.McPherson 45 yd. Field Goal	1-2:11
Titans	D.Henry 3 yd. run (run failed)	2-6:07
Bengals	E.McPherson 54 yd. Field Goal	2-1:35
Bengals	J.Mixon 16 yd. run (E.McPherson kick)	3-9:34
Titans	R.Bullock 34 yd. Field Goal	3-1:36
Titans	A.Brown 33 yd. pass from R.Tannehill (R.Bullock kick)	3-0:15
Bengals	E.McPherson 52 yd. Field Goal	4-0:00

**Missed FGs:** None  
**Attendance:** 69,242  
**Time of Game:** 2:59  
**Weather:** 34°, Sunny, Wind 0 mph  
**Referee:** Clete Blakeman



### TEAM STATISTICS

	Bengals	Titans
TOTAL FIRST DOWNS	17	16
THIRD DOWN EFFICIENCY	7-15-46.7%	1-8-12.5%
FOURTH DOWN EFFICIENCY	0-0-0.0%	0-1-0.0%
TOTAL NET YARDS	345	353
Plays - Avg.	64-5.4	52-6.8
NET YARDS RUSHING	65	140
Rushes - Avg.	18-3.6	27-5.2
NET YARDS PASSING	280	213
Sacks - Yards Lost	9-68	1-7
PASS ATT-COMP-INT	37-28-1	24-15-3
PUNTS - Avg.	5-40.6	4-41.5
Net Punting Average	39.6	41.5
PUNT RETURNS - Yards	0-0	3-5
KICKOFF RETURNS - Yards	3-82	1-26
INTERCEPTIONS - Yards	3-19	1-15
PENALTIES Number and Yards	6-46	2-15
FUMBLES Number and Lost	0-0	0-0
TOUCHDOWNS	1	2
EXTRA POINTS Made-Attempts	1-1	1-2
RED ZONE EFFICIENCY	1-2-50%	1-3-33%
GOAL TO GO EFFICIENCY	0-0-0%	1-2-50%
SAFETIES	0	0
GIVEAWAYS	1	3
TAKEAWAYS	3	1
TIME OF POSSESSION	33:25	26:35

### BENGALS STARTERS

OFFENSE		DEFENSE	
WR 85	T.Higgins	LDE 94	S.Hubbard
TE 87	C.Uzomah	DT 68	J.Tupou
LT 73	J.Williams	NT 98	D.Reader
LG 67	Q.Spain	DT 92	B.Hill
C 66	T.Hopkins	RDE 91	T.Hendrickson
RG 77	H.Adeniji	LB 55	L.Wilson
RT 75	I.Prince	LB 57	G.Pratt
WR 83	T.Boyd	CB 20	E.Apple
WR 1	J.Chase	CB 22	C.Awuzie
QB 9	J.Burrow	S 24	V.Bell
HB 28	J.Mixon	S 30	J.Bates III

### TITANS STARTERS

OFFENSE		DEFENSE	
TE 83	R.Izzo	DT 98	J.Simmons
TE 87	G.Swaim	DT 90	N.Jones
LT 77	T.Lewan	DL 96	D.Autry
LG 76	R.Saffold	OLB 58	H.Landry
C 60	B.Jones	LB 51	D.Long
RG 64	N.Davis	LB 41	Z.Cunningham
RT 72	D.Quessenberry	CB 26	K.Fulton
WR 11	A.Brown	CB 24	E.Molden
WR 2	J.Jones	CB 20	J.Jenkins
QB 17	R.Tannehill	S 31	K.Byard
RB 22	D.Henry	S 37	A.Hooker

### BENGALS INDIVIDUAL STATISTICS

Rushing	Att	Yds	Avg	Lg	TD
J.Mixon	14	54	3.9	16	1
J.Burrow	2	5	2.5	7	0
C.Evans	1	4	4.0	4	0
J.Chase	1	2	2.0	2	0
<b>Total</b>	<b>18</b>	<b>65</b>	<b>3.6</b>	<b>16</b>	<b>1</b>

Passing	Att	Cmp	Yds	TD	Lg	IN	Rt
J.Burrow	37	28	348	0	57	1	93.1
<b>Total</b>	<b>37</b>	<b>28</b>	<b>348</b>	<b>0</b>	<b>57</b>	<b>1</b>	<b>93.1</b>

Receiving	No	Yds	Avg	Lg	TD
T.Higgins	7	96	13.7	22	0
C.Uzomah	7	71	10.1	32	0
J.Mixon	6	51	8.5	21	0
J.Chase	5	109	21.8	57	0
T.Boyd	2	17	8.5	10	0
S.Perine	1	4	4.0	4	0
<b>Total</b>	<b>28</b>	<b>348</b>	<b>12.4</b>	<b>57</b>	<b>0</b>

Interceptions	No	Yds	Avg	Lg	TD
M.Hilton	1	19	19.0	19	0
J.Bates III	1	0	0.0	0	0
L.Wilson	1	0	0.0	0	0
<b>Total</b>	<b>3</b>	<b>19</b>	<b>6.3</b>	<b>19</b>	<b>0</b>

**Leading Tacklers (Press Box Totals)**  
 L. Wilson 8-6-2; V. Bell 6-5-1; D. Reader 6-5-1

**Sacks:** V. Bell 1  
**FF:** None  
**FR:** None

### TITANS INDIVIDUAL STATISTICS

Rushing	Att	Yds	Avg	Lg	TD
D.Foreman	4	66	16.5	45	0
D.Henry	20	62	3.1	9	1
R.Tannehill	3	12	4.0	8	0
<b>Total</b>	<b>27</b>	<b>140</b>	<b>5.2</b>	<b>45</b>	<b>1</b>

Passing	Att	Cmp	Yds	TD	Lg	IN	Rt
R.Tannehill	24	15	220	1	41	3	66.7
<b>Total</b>	<b>24</b>	<b>15</b>	<b>220</b>	<b>1</b>	<b>41</b>	<b>3</b>	<b>66.7</b>

Receiving	No	Yds	Avg	Lg	TD
J.Jones	6	62	10.3	16	0
A.Brown	5	142	28.4	41	1
D.Hilliard	3	13	4.3	5	0
C.Rogers	1	3	3.0	3	0
<b>Total</b>	<b>15</b>	<b>220</b>	<b>14.7</b>	<b>41</b>	<b>1</b>

Interceptions	No	Yds	Avg	Lg	TD
A.Hooker	1	15	15.0	15	0
<b>Total</b>	<b>1</b>	<b>15</b>	<b>15.0</b>	<b>15</b>	<b>0</b>

**Leading Tacklers (Press Box Totals)**  
 Z. Cunningham 10-8-2; J. Simmons 8-7-1; D. Long 8-6-2

**Sacks:** J. Simmons 3; D. Autry 1.5; H. Landry 1.5; B. Dupree 1; D. Long 1; N. Jones 0.5; K. Peko 0.5  
**FF:** None  
**FR:** None





TENNESSEE TITANS

**RECORDS**

## ALL-PRO AND PRO BOWL LEADERS

### Most Associated Press All-Pro Seasons

Bruce Matthews, 7  
 Tony Banfield, 3  
 Charlie Hennigan, 3  
 Al Jamison, 3  
 Bob Talamini, 3  
 George Webster, 3  
 Robert Brazile, 2  
**Kevin Byard**, 2  
 Miller Farr, 2  
 Don Floyd, 2  
 Leon Gray, 2  
 Albert Haynesworth, 2  
 Mike Munchak, 2

### Most Pro Bowl Seasons

(AFL All-Star Game 1962-70; AFC-NFC Pro Bowl 1971-present)

Bruce Matthews, 14  
 Mike Munchak, 9  
 Elvin Bethea, 8  
 Robert Brazile, 7  
 Warren Moon, 6  
 Bob Talamini, 6  
 Earl Campbell, 5  
 Jurrell Casey, 5  
 Ray Childress, 5  
 Charlie Hennigan, 5  
 Ken Houston, 5  
 Blaine Bishop, 4  
 Curley Culp, 4  
 Eddie George, 4  
 Tony Banfield, 3  
 George Blanda, 3  
 Miller Farr, 3  
 Fred Glick, 3  
 Ed Husmann, 3  
 Haywood Jeffires, 3  
 Chris Johnson, 3  
 Jevon Kearse, 3  
**Brett Kern**, 3  
**Taylor Lewan**, 3  
 Steve McNair, 3  
 Jim Norton, 3  
 Bob Schmidt, 3  
 Delanie Walker, 3  
 George Webster, 3  
 Frank Wycheck, 3

### Most Consecutive Pro Bowl Seasons

(AFL All-Star Game 1962-70; AFC-NFC Pro Bowl 1971-present)

Bruce Matthews, 14  
 Robert Brazile, 7  
 Mike Munchak, 7  
 Warren Moon, 6  
 Bob Talamini, 6  
 Jurrell Casey, 5  
 Charlie Hennigan, 5  
 Earl Campbell, 4  
 Ray Childress, 4  
 Curley Culp, 4  
 Eddie George, 4  
 Tony Banfield, 3  
 Blaine Bishop, 3  
 George Blanda, 3  
 Miller Farr, 3  
 Fred Glick, 3  
 Ed Husmann, 3  
 Haywood Jeffires, 3  
 Chris Johnson, 3  
 Jevon Kearse, 3  
**Brett Kern**, 3  
**Taylor Lewan**, 3  
 Bob Schmidt, 3  
 Delanie Walker, 3  
 George Webster, 3  
 Frank Wycheck, 3

## ALL-TIME REGULAR SEASON LEAGUE LEADERS

### Rushing Yards

2020: **Derrick Henry**, 378-2,027  
 2019: **Derrick Henry**, 303-1,540  
 2009: Chris Johnson, 358-2,006  
 1980: Earl Campbell, 373-1,934  
 1979: Earl Campbell, 368-1,697  
 1978: Earl Campbell\*, 302-1,450  
 1961: Billy Cannon, 200-948

### Passing Touchdowns

1990: Warren Moon, 33  
 1961: George Blanda, 36

### Passer Rating

2019: **Ryan Tannehill**, 117.5  
 2003: Steve McNair, 100.4

### Receptions

1991: Haywood Jeffires, 100  
 1964: Charlie Hennigan, 101

### Receiving Yards

1975: Ken Burrough, 1,063  
 1964: Charlie Hennigan, 1,546  
 1961: Charlie Hennigan, 1,746

### Touchdowns

1979: Earl Campbell, 19 (19r)  
 1961: Bill Groman, 18 (1r, 17p)

### Interceptions

2017: **Kevin Byard**, 8  
 1979: Mike Reinfeldt, 12  
 1967: Miller Farr, 10  
 1965: W.K. Hicks, 9  
 1963: Fred Glick, 12

### Punting (Gross Avg.)

2017: **Brett Kern**, 49.7  
 1998: Craig Hentrich, 47.2  
 1993: Greg Montgomery, 45.6  
 1992: Greg Montgomery, 46.9

### Punt Returns

2006: Pacman Jones, 12.9  
 1977: Billy Johnson, 15.4  
 1975: Billy Johnson, 15.3  
 1964: Bobby Jancik, 18.3

### Kickoff Returns

2018: Darius Jennings, 31.7  
 1967: Zeke Moore\*, 28.9  
 1963: Bobby Jancik, 29.3  
 1962: Bobby Jancik\*, 30.3  
 1960: Ken Hall, 31.3

\* Rookie



## ALL-TIME TEAM LEADERS BY CATEGORY

### CAREER RUSHING YARDS

Player	Years	Att	Yds	Avg	Lg	TD
1. Eddie George	1996-03	2,733	10,009	3.7	76	64
2. Earl Campbell	1978-84	1,979	8,574	4.3	81t	73
3. Chris Johnson	2008-13	1,742	7,965	4.6	94t	50
<b>4. Derrick Henry</b>	<b>2016-21</b>	<b>1,401</b>	<b>6,797</b>	<b>4.9</b>	<b>99t</b>	<b>65</b>
5. Lorenzo White	1988-94	1,000	4,079	4.1	44	29
6. Hoyle Granger	1966-70,72	773	3,514	4.5	69t	18
7. Steve McNair (QB)	1995-05	614	3,439	5.6	71t	36
8. Mike Rozier	1985-90	910	3,426	3.8	41	27
9. Charles Tolar	1960-66	907	3,277	3.6	40	21
10. Ronnie Coleman	1974-81	700	2,769	4.0	46t	16
11. Chris Brown	2003-07	643	2,757	4.3	52	16
12. LenDale White	2006-09	628	2,349	3.7	80t	24
13. Allen Pinkett	1986-91	561	2,324	4.1	60	21
14. Gary Brown	1991-95	477	2,115	4.4	39t	12
15. Fred Willis	1972-76	603	2,114	3.5	44	11
16. Billy Cannon	1960-63	512	2,111	4.1	64	14
DeMarco Murray	2016-17	477	1,946	4.1	75t	15
18. Rodney Thomas	1995-00	495	1,847	3.7	74t	12
19. Rob Carpenter	1977-81	433	1,788	4.1	77	12
20. Larry Moriarty	1983-86	415	1,624	3.9	80	13

### SEASON RUSHING YARDS

Player	Year	Att	Yds	Avg	Lg	TD
<b>1. Derrick Henry</b>	<b>2020</b>	<b>378</b>	<b>2,027</b>	<b>5.4</b>	<b>94t</b>	<b>17</b>
2. Chris Johnson	2009	358	2,006	5.6	91t	14
3. Earl Campbell	1980	373	1,934	5.2	55t	13
4. Earl Campbell	1979	368	1,697	4.6	61t	19
<b>5. Derrick Henry</b>	<b>2019</b>	<b>303</b>	<b>1,540</b>	<b>5.1</b>	<b>74t</b>	<b>16</b>
6. Eddie George	2000	403	1,509	3.7	35t	14
7. Earl Campbell	1978	302	1,450	4.8	81t	13
8. Eddie George	1997	357	1,399	3.9	30	6
9. Earl Campbell	1981	361	1,376	3.8	43	10
10. Eddie George	1996	335	1,368	4.1	76	8
11. Chris Johnson	2010	316	1,364	4.3	76t	11
12. Eddie George	1999	320	1,304	4.1	40	9
13. Earl Campbell	1983	322	1,301	4.0	42	12
14. Eddie George	1998	348	1,294	3.7	37t	5
15. DeMarco Murray	2016	293	1,287	4.4	75t	9
16. Chris Johnson	2012	276	1,243	4.5	94t	6
17. Chris Johnson	2008	251	1,228	4.9	66t	9
18. Lorenzo White	1992	265	1,226	4.6	44	7
19. Travis Henry	2006	270	1,211	4.5	70t	7
20. Hoyle Granger	1967	236	1,194	5.1	67	6

### CAREER PASSING YARDS

Player	Years	Att	Cmp	Pct	Yds	Y/A	TD	Int	Lg	Sk	Lst	Rate
1. Warren Moon	1984-93	4,546	2,632	57.9	33,685	7.41	196	166	87t	315	2,403	80.4
2. Steve McNair	1995-05	3,871	2,305	59.5	27,141	7.01	156	103	83t	229	1,398	83.3
3. George Blanda	1960-66	2,784	1,347	48.4	19,149	6.88	165	189	95	-	-	62.5
4. Dan Pastorini	1971-79	2,768	1,426	51.5	16,864	6.09	96	139	85t	222	1,977	61.0
5. Marcus Mariota	2015-19	1,765	1,110	62.9	13,207	7.48	76	44	75	155	992	89.6
<b>6. Ryan Tannehill</b>	<b>2019-21</b>	<b>1,298</b>	<b>873</b>	<b>67.3</b>	<b>10,295</b>	<b>7.93</b>	<b>76</b>	<b>27</b>	<b>91t</b>	<b>102</b>	<b>712</b>	<b>102.0</b>
7. Vince Young	2006-10	1,190	689	57.9	8,098	6.81	42	42	73	75	415	75.7
8. Kerry Collins	2006-10	1,081	613	56.7	6,804	6.29	33	29	80t	36	253	74.6
9. Ken Stabler	1980-81	742	458	61.7	5,190	6.99	27	46	79t	56	518	69.0
10. Pete Beathard	1967-69	822	379	46.1	5,128	6.24	26	51	86t	-	-	51.2
11. Jake Locker	2011-14	709	408	57.5	4,967	7.03	27	22	71t	60	378	79.0
12. Matt Hasselbeck	2011-12	739	457	61.8	4,938	6.68	25	19	80t	33	256	82.0
13. Chris Chandler	1995-96	676	409	60.5	4,559	6.74	33	21	76t	46	326	83.9
14. Cody Carlson	1988-94	659	370	56.1	4,469	6.78	21	28	81	54	374	70.0
15. Don Trull	1964-69	556	249	44.8	3,538	6.36	29	21	-	-	-	67.6
16. Billy Volek	2001-05	517	312	60.3	3,505	6.78	26	13	55t	45	306	86.9
17. Jacky Lee	1960-67	409	210	51.3	3,291	8.05	25	30	98t	-	-	68.2
18. Gifford Nielsen	1978-83	498	273	54.8	3,255	6.54	20	22	48	47	354	70.0
19. Neil O'Donnell	1999-03	367	215	58.6	2,664	7.26	16	11	67	18	144	83.2
Oliver Luck	1983-86	413	233	56.4	2,544	6.16	13	21	66	33	261	64.1

### SEASON PASSING YARDS

Player	Year	Att	Cmp	Pct	Yds	Y/A	TD	Int	Lg	Sk	Lst	Rate
1. Warren Moon	1991	655	404	61.7	4,690	7.16	23	21	61t	23	174	81.7
2. Warren Moon	1990	584	362	62.0	4,689	8.03	33	13	87t	36	252	96.8
<b>3. Ryan Tannehill</b>	<b>2020</b>	<b>481</b>	<b>315</b>	<b>65.5</b>	<b>3,819</b>	<b>7.94</b>	<b>33</b>	<b>7</b>	<b>75</b>	<b>24</b>	<b>173</b>	<b>106.5</b>
<b>4. Ryan Tannehill</b>	<b>2021</b>	<b>531</b>	<b>357</b>	<b>67.2</b>	<b>3,734</b>	<b>7.03</b>	<b>21</b>	<b>14</b>	<b>57t</b>	<b>47</b>	<b>327</b>	<b>89.6</b>
5. Warren Moon	1989	464	280	60.3	3,631	7.83	23	14	55	35	267	88.9
6. Matt Hasselbeck	2011	518	319	61.6	3,571	6.89	18	14	80t	19	153	82.4
7. Warren Moon	1986	488	256	52.5	3,489	7.15	13	26	81t	41	332	62.3
8. Warren Moon	1993	520	303	58.3	3,485	6.70	21	21	80t	34	218	75.2
9. Marcus Mariota	2016	451	276	61.2	3,426	7.60	26	9	60	23	156	95.6
10. Steve McNair	2002	492	301	61.2	3,387	6.88	22	15	55	21	121	84.0
11. Steve McNair	2001	431	264	61.3	3,350	7.77	21	12	71t	37	251	90.2
12. Warren Moon	1984	450	259	57.6	3,338	7.42	12	14	76	47	371	76.9
13. George Blanda	1961	362	187	51.7	3,330	9.20	36	22	-	-	-	91.3
14. George Blanda	1964	505	262	51.9	3,287	6.51	17	27	-	-	-	61.4
15. Marcus Mariota	2017	453	281	62.0	3,232	7.13	13	15	75t	27	173	79.3
16. Steve McNair	1998	492	289	58.7	3,228	6.56	15	10	47	33	176	80.1
17. Steve McNair	2003	400	250	62.5	3,215	8.04	24	7	73	19	108	100.4
18. Ken Stabler	1980	457	293	64.1	3,202	7.01	13	28	79t	27	264	68.7
19. Steve McNair	2005	476	292	61.3	3,161	6.64	16	11	57	20	134	82.4
20. George Blanda	1963	423	224	53.0	3,003	7.10	24	25	-	-	-	70.1



## ALL-TIME TEAM LEADERS BY CATEGORY

### CAREER RECEPTIONS

Player	Years	No	Yds	Avg	Lg	TD
1. Ernest Givins	1986-94	542	7,935	14.6	83t	46
2. Haywood Jeffires	1987-95	515	6,119	11.9	87t	47
3. Frank Wycheck (TE)	1995-03	482	4,958	10.3	42	27
4. Drew Hill	1985-91	480	7,477	15.6	81t	47
5. Derrick Mason	1997-04	453	6,114	13.5	71t	37
6. Charlie Hennigan	1960-66	410	6,823	16.6	80t	51
7. Ken Burrough	1971-81	408	6,907	16.9	85t	47
8. Delanie Walker (TE)	2013-19	381	4,423	11.6	68	28
9. Curtis Duncan	1987-93	322	3,935	12.2	72	20
10. Nate Washington	2009-14	307	4,591	15.0	80t	28
11. Kendall Wright	2012-16	280	3,244	11.6	52t	18
12. Drew Bennett	2001-06	273	4,033	14.8	55	25
13. Chris Johnson (RB)	2008-13	272	2,003	7.4	69t	8
14. Eddie George (RB)	1996-03	259	2,144	8.3	54	10
15. Bo Scaife (TE)	2005-10	251	2,383	9.5	44	12
16. Corey Davis	2017-20	207	2,851	13.8	75t	11
17. Tim Smith	1980-86	206	3,107	15.1	75t	12
18. Alvin Reed (TE)	1967-72	199	2,818	14.2	60	11
19. A.J. Brown	2019-21	185	2,995	16.2	91t	24
20. Webster Slaughter	1992-94	184	2,236	12.2	57	11
Lorenzo White (RB)	1988-94	184	1,674	9.1	69t	6

### SEASON RECEPTIONS

Player	Year	No	Yds	Avg	Lg	TD
1. Charlie Hennigan	1964	101	1,546	15.3	53	8
2. Haywood Jeffires	1991	100	1,181	11.8	44	7
3. Derrick Mason	2004	96	1,168	12.2	37t	7
4. Derrick Mason	2003	95	1,303	13.7	50t	8
5. Delanie Walker	2015	94	1,088	11.6	61t	6
Kendall Wright	2013	94	1,079	11.5	45	2
7. Drew Hill	1991	90	1,109	12.3	61t	4
Haywood Jeffires	1992	90	913	10.1	47	9
9. Tim Smith	1983	83	1,176	14.2	47t	6
10. Curtis Duncan	1992	82	954	11.6	72	1
Charlie Hennigan	1961	82	1,746	21.3	80	12
12. Drew Bennett	2004	80	1,247	15.6	48t	11
Butch Woolfolk	1985	80	814	10.2	80t	4
14. Derrick Mason	2002	79	1,012	12.8	40	5
15. Webster Slaughter	1993	77	904	11.7	41	5
16. Delanie Walker	2017	74	807	10.9	42	3
Drew Hill	1990	74	1,019	13.8	57	5
Haywood Jeffires	1990	74	1,048	14.2	87t	8
Nate Washington	2011	74	1,023	13.8	57	7
20. Derrick Mason	2001	73	1,128	15.5	71t	9

### CAREER RECEIVING YARDS

Player	Years	No	Yds	Avg	Lg	TD
1. Ernest Givins	1986-94	542	7,935	14.6	83t	46
2. Drew Hill	1985-91	480	7,477	15.6	81t	47
3. Ken Burrough	1971-81	408	6,906	16.9	85t	47
4. Charlie Hennigan	1960-66	410	6,823	16.6	83	51
5. Haywood Jeffires	1987-95	515	6,119	11.9	87t	47
6. Derrick Mason	1997-04	453	6,114	13.5	71t	37
7. Frank Wycheck	1995-03	482	4,958	10.3	42	27
8. Nate Washington	2009-14	307	4,591	15.0	80t	28
9. Delanie Walker	2013-19	381	4,423	11.6	68	28
10. Drew Bennett	2001-06	273	4,033	14.8	55t	25
11. Curtis Duncan	1987-93	322	3,935	12.2	72	20
12. Chris Sanders	1995-01	177	3,285	18.6	83t	17
13. Kendall Wright	2012-16	280	3,244	11.6	52t	18
14. Tim Smith	1980-86	206	3,107	15.1	75t	12
15. Charley Frazier	1962-68	179	3,060	17.1	80	22
16. A.J. Brown	2019-21	185	2,995	16.2	91t	24
17. Bill Groman	1960-62	143	2,976	20.8	80	32
18. Corey Davis	2017-20	207	2,851	13.8	75t	11
19. Alvin Reed	1967-72	199	2,818	14.2	60	11
20. Kenny Britt	2009-13	157	2,450	15.6	80t	19

### SEASON RECEIVING YARDS

Player	Year	No	Yds	Avg	Lg	TD
1. Charlie Hennigan	1961	82	1,746	21.3	80	12
2. Charlie Hennigan	1964	101	1,546	15.3	53	8
3. Bill Groman	1960	72	1,473	20.5	-	12
4. Derrick Mason	2003	95	1,303	13.7	50t	8
5. Drew Bennett	2004	80	1,247	15.6	48t	11
6. Haywood Jeffires	1991	100	1,181	11.8	44	7
7. Tim Smith	1983	83	1,176	14.2	47t	6
8. Bill Groman	1961	50	1,175	23.5	80	17
9. Drew Hill	1985	64	1,169	18.3	57t	9
10. Derrick Mason	2004	96	1,168	12.2	37t	7
11. Drew Hill	1988	72	1,141	15.8	57t	10
Tim Smith	1984	69	1,141	16.5	75t	4
13. Charley Frazier	1966	57	1,129	19.8	79	12
14. Derrick Mason	2001	73	1,128	15.5	71t	9
15. Drew Hill	1986	65	1,112	17.1	81t	5
16. Drew Hill	1991	90	1,109	12.3	61t	4
17. Delanie Walker	2015	94	1,088	11.6	61t	6
18. Kendall Wright	2013	94	1,079	11.5	45	2
19. A.J. Brown	2020	70	1,075	15.4	73t	11
20. Ken Burrough	1975	53	1,063	20.1	77t	8

### CAREER SCORING

Player	Years	TD	Rush	Rec	Ret	XPM	FGM	2PT	Points
1. Al Del Greco	1991-00	0	0	0	0	322	246	0	1,060
2. Rob Bironas	2005-13	0	0	0	0	315	239	0	1,032
3. George Blanda	1960-66	4	4	0	0	301	91	0	598
4. Tony Zendejas	1985-90	0	0	0	0	197	117	0	548
5. Ryan Succop	2014-19	0	0	0	0	178	117	0	529
6. Eddie George	1996-03	74	64	10	0	0	0	3	450
7. Earl Campbell	1978-84	73	73	0	0	0	0	0	438
<b>8. Derrick Henry</b>	<b>2016-21</b>	<b>68</b>	<b>65</b>	<b>3</b>	<b>0</b>	<b>0</b>	<b>0</b>	<b>2</b>	<b>412</b>
9. Toni Fritsch	1977-81	0	0	0	0	149	81	0	392
10. Chris Johnson	2008-13	58	50	8	0	0	0	1	350
11. Skip Butler	1972-77	0	0	0	0	122	70	0	332
12. Charlie Hennigan	1960-66	51	0	51	0	0	0	0	306
13. Ken Burrough	1971-81	48	1	47	0	0	0	0	288
Ernest Givins	1986-94	48	1	46	1	0	0	0	288
Haywood Jeffires	1987-95	47	0	47	0	0	0	3	288
16. Drew Hill	1985-91	47	0	47	0	0	0	0	282
17. Derrick Mason	1997-04	40	0	37	3	0	0	1	242
18. Steve McNair	1995-05	36	36	0	0	0	0	3	222
19. Lorenzo White	1988-94	36	29	6	1	0	0	0	216
20. Billy Cannon	1960-63	35	14	20	1	0	0	1	212

## ALL-TIME TEAM LEADERS BY CATEGORY

### SEASON SCORING

Player	Year	TD	Rush	Rec	Ret	XPM	FGM	2PT	Points
1. Ryan Succop	2017	0	0	0	0	31	35	0	136
Al Del Greco	1998	0	0	0	0	28	36	0	136
3. Rob Bironas	2007	0	0	0	0	28	35	0	133
4. Al Del Greco	1996	0	0	0	0	35	32	0	131
5. Rob Bironas	2008	0	0	0	0	40	29	0	127
6. Al Del Greco	1993	0	0	0	0	39	29	0	126
7. Gary Anderson	2003	0	0	0	0	42	27	0	123
8. Rob Bironas	2011	0	0	0	0	34	29	0	121
<b>9. Randy Bullock</b>	<b>2021</b>	<b>0</b>	<b>0</b>	<b>0</b>	<b>0</b>	<b>42</b>	<b>26</b>	<b>0</b>	<b>120</b>
10. Rob Bironas	2009	0	0	0	0	37	27	0	118
Al Del Greco	2000	0	0	0	0	37	27	0	118
12. Rob Bironas	2013	0	0	0	0	41	25	0	116
13. George Blanda	1960	4	4	0	0	46	15	0	115
Tony Zendejas	1989	0	0	0	0	40	25	0	115
15. Earl Campbell	1979	19	19	0	0	0	0	0	114
Al Del Greco	1995	0	0	0	0	33	27	0	114
Tony Zendejas	1988	0	0	0	0	48	22	0	114
18. Al Del Greco	1997	0	0	0	0	32	27	0	113
19. George Blanda	1961	0	0	0	0	64	16	0	112
20. Joe Nedney	2002	0	0	0	0	36	25	0	111

### CAREER KICKOFF RETURNS (YARDS)

Player	Years	No	Yds	Avg	Lg	TD
1. Bobby Jancik	1962-67	158	4,185	26.5	61	0
2. Derrick Mason	1997-04	156	3,496	22.4	101t	1
3. Carl Roaches	1980-84	150	3,276	21.8	97t	2
4. Billy Johnson	1974-80	121	2,902	24.0	81t	2
5. Marc Mariani	2010-13,16	118	2,838	24.1	98t	1
6. Mel Gray	1995-97	111	2,592	23.4	88	0
7. Adam Jones	2005-06	63	1,648	26.2	85	0
8. Zeke Moore	1967-77	64	1,618	25.3	92t	1
9. Darius Reynaud	2012-13	68	1,595	23.5	105t	1
10. Willie Drewrey	1985-93	75	1,581	21.1	50	0
11. Allen Pinkett	1986-91	80	1,577	19.7	48	0
12. Jerry LeVias	1969-70	64	1,538	24.0	87	0
13. Bobby Wade	2005-06	50	1,194	23.9	48	0
14. Billy Cannon	1960-63	46	1,186	25.8	88t	1
15. Leonard Harris	1987-93	53	1,130	21.3	63	0
16. Leon Washington	2013-14	47	1,219	25.9	95	0
17. Chris Carr	2008	35	984	28.1	52	0
18. Mike Archie	1996-98	46	961	20.9	50	0
19. Bob Gresham	1973-74	36	903	25.1	103t	1
20. Willie Tullis	1981-84	38	886	23.3	95t	1

### SEASON KICKOFF RETURNS (AVG.)

Player	Year	No	Yds	Avg	Lg	TD
1. Darius Jennings	2018	22	698	31.7	94t	1
2. Ken Hall	1960	19	594	31.3	104t	1
3. Bobby Jancik	1962	24	726	30.3	61	0
4. Bobby Jancik	1963	45	1,317	29.3	53	0
5. Chris Carr	2008	35	984	28.1	52	0
6. Carl Roaches	1981	28	769	27.5	96t	1
7. Billy Johnson	1974	29	785	27.1	67	0
8. Derrick Mason	2000	42	1,132	27.0	66	0
9. Bob Gresham	1973	27	723	26.8	103t	1
10. Adam Jones	2005	43	1,127	26.2	85	0
11. Linzy Cole	1971	32	834	26.1	45	0
12. Adam Jones	2006	20	521	26.1	70	0
13. Bobby Jancik	1966	34	875	25.7	53	0
14. Steve Brown	1983	31	795	25.6	93t	1
15. Marc Mariani	2010	60	1,530	25.5	98t	1
16. Billy Johnson	1977	25	630	25.2	76t	1
17. Alvin Haymond	1973	28	703	25.1	47	0
18. Jerry LeVias	1969	38	940	24.7	87	0
19. Willie Drewrey	1985	26	642	24.7	50	0
20. Zeke Moore	1968	32	787	24.6	45	0

### CAREER PUNT RETURNS (YARDS)

Player	Years	No	FC	Yds	Avg	Lg	TD
1. Billy Johnson	1974-80	155	21	2,040	13.2	87t	5
2. Derrick Mason	1997-04	182	94	1,590	8.7	69t	2
3. Carl Roaches	1980-84	151	31	1,095	7.3	68	0
4. Marc Mariani	2010-13,16	102	57	1,054	10.3	87t	2
5. Willie Drewrey	1985-93	104	45	771	7.4	25	0
6. Adam Jones	2005-06	63	11	712	11.3	90t	4
7. Mel Gray	1995-97	69	45	652	9.4	40	0
8. Bobby Jancik	1962-67	67	-	647	9.7	82	1
9. Darius Reynaud	2012-13	49	25	545	11.1	81t	2
10. Jerry LeVias	1969-70	60	19	505	8.4	46	0
11. Kenny Johnson	1986-89	73	32	488	6.7	26	0
12. Adoree' Jackson	2017-20	53	19	464	8.8	46	0
13. Justin McCareins	2001-08	37	21	403	10.9	58t	1
14. Ernest Givins	1986-94	56	-	397	7.1	78t	1
15. Larry Carwell	1967-68	36	6	381	10.6	54	0
16. Dexter McCluster	2014-15	46	29	372	8.1	48	0
17. Fred Glick	1961-66	44	-	326	7.4	-	0
18. Chris Carr	2008	32	20	323	10.1	44	0
19. Chris Davis	2007-08	33	13	299	9.1	39	0
20. Chester Rogers	2021	30	20	293	9.8	55	0

### SEASON PUNT RETURNS (AVG.)

Player	Year	No	FC	Yds	Avg	Lg	TD
1. Billy Johnson	1977	35	8	539	15.4	87t	2
2. Billy Johnson	1975	40	1	612	15.3	83t	3
3. Billy Johnson	1974	30	3	409	13.6	49	0
4. Darius Reynaud	2012	31	17	410	13.2	81t	2
5. Derrick Mason	2000	51	17	662	13.0	69t	1
6. Adam Jones	2006	34	3	440	12.9	90t	3
7. Marc Mariani	2010	27	17	329	12.2	87t	1
8. Justin McCareins	2003	29	17	330	11.4	58t	1
9. Marc Mariani	2011	46	18	490	10.7	79t	1
10. Billy Johnson	1976	38	9	403	10.6	46	0
11. Mel Gray	1995	30	20	303	10.1	20	0
12. Chris Carr	2008	32	20	323	10.1	44	0
13. Chester Rogers	2021	30	20	293	9.8	55	0
14. Chris Davis	2007	31	12	293	9.5	39	0
15. Adam Jones	2005	29	8	272	9.4	52t	1
16. Mel Gray	1996	22	15	205	9.3	40	0
Adoree' Jackson	2018	16	9	148	9.3	26	0
18. Dexter McCluster	2015	24	15	217	9.0	37	0
19. Fred Glick	1963	19	-	171	9.0	22	0
20. Willie Drewrey	1985	24	10	215	9.0	23	0

## ALL-TIME TEAM LEADERS BY CATEGORY

### CAREER PUNTING (PUNTS)

Player	Years	Punt	Blk	Yds	Avg	TB	In20	Lg	NetAvg
<b>1. Brett Kern</b>	<b>2009-21</b>	<b>923</b>	<b>5</b>	<b>42,333</b>	<b>45.9</b>	<b>48</b>	<b>373</b>	<b>79</b>	<b>40.8</b>
2. Craig Hentrich	1998-09	861	1	36,926	42.9	95	295	78	37.2
3. Jim Norton	1960-68	522	7	21,961	42.1	-	-	79	-
4. Cliff Parsley	1977-82	431	3	17,136	39.8	33	85	62	32.3
5. Dan Pastorini	1971-79	316	1	12,530	39.7	-	-	74	-
6. Greg Montgomery	1988-93	310	6	13,529	43.6	35	74	77	36.6
7. Lee Johnson	1985-87	212	0	8,739	41.2	20	53	66	35.1
8. John James	1982-84	198	1	7,878	39.8	15	36	56	32.4
9. Rich Camarillo	1994-95	173	1	7,280	42.1	17	61	60	35.7
10. Reggie Roby	1996-97	140	1	6,022	43.0	8	50	68	36.7

### SEASON PUNTING (AVERAGE)

Player	Year	Punt	Blk	Yds	Avg	TB	In20	Lg	NetAvg
<b>1. Brett Kern</b>	<b>2017</b>	<b>75</b>	<b>0</b>	<b>3,728</b>	<b>49.7</b>	<b>5</b>	<b>28</b>	<b>74</b>	<b>44.6</b>
<b>2. Brett Kern</b>	<b>2012</b>	<b>81</b>	<b>2</b>	<b>3,855</b>	<b>47.6</b>	<b>5</b>	<b>30</b>	<b>71</b>	<b>40.4</b>
<b>3. Brett Kern</b>	<b>2015</b>	<b>88</b>	<b>0</b>	<b>4,175</b>	<b>47.4</b>	<b>1</b>	<b>34</b>	<b>61</b>	<b>40.3</b>
4. Craig Hentrich	1998	69	0	3,258	47.2	11	18	71	39.2
<b>5. Brett Kern</b>	<b>2019</b>	<b>78</b>	<b>0</b>	<b>3,672</b>	<b>47.1</b>	<b>2</b>	<b>37</b>	<b>70</b>	<b>43.1</b>
<b>Brett Kern</b>	<b>2018</b>	<b>74</b>	<b>1</b>	<b>3,483</b>	<b>47.1</b>	<b>3</b>	<b>39</b>	<b>62</b>	<b>41.7</b>
7. Greg Montgomery	1992	53	2	2,487	46.9	9	14	66	37.3
<b>8. Brett Kern</b>	<b>2014</b>	<b>88</b>	<b>1</b>	<b>4,118</b>	<b>46.8</b>	<b>7</b>	<b>28</b>	<b>79</b>	<b>40.8</b>
<b>9. Brett Kern</b>	<b>2020</b>	<b>37</b>	<b>0</b>	<b>1,695</b>	<b>45.8</b>	<b>3</b>	<b>22</b>	<b>66</b>	<b>41.5</b>
10. Greg Montgomery	1993	54	0	2,462	45.6	5	13	77	39.1

### CAREER INTERCEPTIONS

Player	Years	No	Yds	Avg	Lg	TD
1. Jim Norton	1960-68	45	592	13.2	56	1
2. Cris Dishman	1988-96	31	348	11.2	43	1
3. Fred Glick	1961-66	30	390	13.0	45	1
4. Tony Banfield	1960-65	27	224	8.3	58	0
W.K. Hicks	1964-69	27	457	16.9	62	0
Darryll Lewis	1991-98	27	540	20.0	98t	5
7. Mike Reinfeldt	1976-83	26	375	14.4	39	0
8. Michael Griffin	2007-15	25	328	13.1	83t	1
Ken Houston	1967-72	25	650	26.0	78	9
10. Zeke Moore	1967-77	24	444	18.5	74	2
<b>11. Kevin Byard</b>	<b>2016-21</b>	<b>23</b>	<b>276</b>	<b>12.0</b>	<b>33</b>	<b>1</b>
Willie Alexander	1971-79	23	379	16.5	95t	1
Samari Rolle	1998-04	23	349	15.2	81t	1
14. Marcus Robertson	1991-00	22	428	19.5	69	0
15. Gregg Bingham	1973-84	21	279	13.3	54	0
16. Keith Bulluck	2000-09	19	192	10.1	35	1
Miller Farr	1967-69	19	416	21.9	67	5
18. Steve Brown	1983-90	18	264	14.7	44t	1
19. Andre Dyson	2001-04	16	260	16.3	51t	3
Bubba McDowell	1989-94	16	190	11.9	26t	1
Chris Hope	2006-11	16	266	16.6	61t	1

### SEASON INTERCEPTIONS

Player	Year	No	Yds	Avg	Lg	TD
1. Fred Glick	1963	12	180	15.0	45	1
Mike Reinfeldt	1979	12	205	17.1	39	0
3. Miller Farr	1967	10	264	26.4	67	3
4. W.K. Hicks	1965	9	156	17.3	31	0
Ken Houston	1971	9	220	24.4	48t	4
Jim Norton	1961	9	150	16.7	36	0
<b>7. Kevin Byard</b>	<b>2017</b>	<b>8</b>	<b>130</b>	<b>16.3</b>	<b>33</b>	<b>0</b>
Tony Banfield	1961	8	136	17.0	58	0
<i>Pete Jaquess</i>	<i>1964</i>	<i>8</i>	<i>141</i>	<i>17.6</i>	<i>98t</i>	<i>1</i>
Richard Johnson	1990	8	100	12.5	35	1
Jim Norton	1962	8	75	9.4	36	0
12. Tony Banfield	1963	7	21	3.0	14	0
Michael Griffin	2008	7	172	24.6	83t	1
Jim Norton	1965	7	52	7.4	18	0
Marcus Robertson	1993	7	137	19.6	69	0
Samari Rolle	2000	7	140	20.0	81t	1
Jack Tatum	1980	7	100	14.3	35	0
18. (15 tied with 6)						

### CAREER SACKS

Player	Years	No
1. Elvin Bethea	1968-83	105.0
2. Ray Childress	1985-95	75.5
3. Jesse Baker	1979-87	66.0
4. William Fuller	1986-93	59.0
5. Sean Jones	1988-93	57.5
6. Jevon Kearse	1999-03, 08-09	52.0
7. Jurrell Casey	2011-19	51.0
8. Robert Brazile	1975-84	48.0
9. Ted Washington	1973-82	45.0
10. Derrick Morgan	2010-18	44.5
11. Kyle Vanden Bosch	2005-09	38.5
<b>12. Harold Landry III</b>	<b>2018-21</b>	<b>31.0</b>
Curley Culp	1974-80	31.0

### SEASON SACKS

Player	Year	No
1. Elvin Bethea	1973	17.0
2. <i>Jesse Baker</i>	<i>1979</i>	<i>15.5</i>
3. William Fuller	1991	15.0
4. Elvin Bethea	1976	14.5
<i>Jevon Kearse</i>	<i>1999</i>	<i>14.5</i>
6. Elvin Bethea	1971	13.0
Ray Childress	1992	13.0
Sean Jones	1993	13.0
9. Jason Babin	2010	12.5
Sean Jones	1990	12.5
Kyle Vanden Bosch	2005	12.5

## ALL-TIME TEAM LEADERS BY CATEGORY

### CAREER TACKLES (SINCE 1974)

Player	Years	No
1. Gregg Bingham	1973-84	1,970
2. Robert Brazile	1975-84	1,281
3. Keith Bulluck	2000-09	1,265
4. Michael Griffin	2007-15	912
5. Ted Washington	1973-82	907
6. Al Smith	1987-96	877
7. John Grimsley	1984-90	836
8. Blaine Bishop	1993-01	788
9. Ray Childress	1985-95	784
10. Steve Kiner	1974-78	738

### SEASON TACKLES (SINCE 1974)

Player	Year	No
1. Gregg Bingham	1978	223
2. Gregg Bingham	1980	212
3. Gregg Bingham	1974	206
4. Gregg Bingham	1979	203
5. John Grimsley	1986	199
6. Robert Abraham	1984	198
7. Gregg Bingham	1976	191
8. Gregg Bingham	1977	190
9. Gregg Bingham	1975	185
Robert Brazile	1978	185

## YEAR-BY-YEAR LEADERS

### RUSHING

Year	Player	Att	Yds	Avg	Lg	TD
1960	Billy Cannon	152	644	4.2	39	1
1961	Billy Cannon	200	948	4.7	61t	6
1962	Charles Tolar	244	1,012	4.1	25	7
1963	Charles Tolar	194	659	3.4	33	3
1964	Sid Blanks	145	756	5.2	91t	6
1965	Ode Burrell	130	528	4.1	63	3
1966	Ode Burrell	122	406	3.3	45	0
1967	Hoyle Granger	236	1,194	5.1	67t	6
1968	Hoyle Granger	202	848	4.2	47	7
1969	Hoyle Granger	186	740	4.0	23	3
1970	Joe Dawkins	124	517	4.2	49t	2
1971	Robert Holmes	112	323	2.9	31	4
1972	Fred Willis	134	461	3.4	43	0
1973	Fred Willis	171	579	3.4	25	4
1974	Willie Rodgers	122	413	3.4	20	5
1975	Ronnie Coleman	175	790	4.5	46t	5
1976	Ronnie Coleman	171	684	4.0	39	2
1977	Ronnie Coleman	185	660	3.6	22	5
1978	Earl Campbell	302	1,450	4.8	81t	13
1979	Earl Campbell	368	1,697	4.6	61t	19
1980	Earl Campbell	373	1,934	5.2	55t	13
1981	Earl Campbell	361	1,376	3.9	43	10
1982	Earl Campbell	157	538	3.4	22	2
1983	Earl Campbell	322	1,301	4.0	42	12
1984	Larry Moriarty	189	785	4.2	51	6
1985	Mike Rozier	133	462	3.5	30	8
1986	Mike Rozier	199	662	3.3	19t	4
1987	Mike Rozier	229	957	4.2	41	3
1988	Mike Rozier	251	1,002	4.0	28	10
1989	Alonzo Highsmith	128	531	4.1	25	4
1990	Lorenzo White	168	702	4.2	22	8
1991	Allen Pinkett	171	720	4.2	32	9
1992	Lorenzo White	265	1,226	4.6	44	7
1993	Gary Brown	195	1,002	5.1	26	6
1994	Lorenzo White	191	757	4.0	33	3
1995	Rodney Thomas	251	947	3.8	74t	5
1996	Eddie George	335	1,368	4.1	76	8
1997	Eddie George	357	1,399	3.9	30	6
1998	Eddie George	348	1,294	3.7	37t	5
1999	Eddie George	320	1,304	4.1	40	9
2000	Eddie George	403	1,509	3.7	35t	14
2001	Eddie George	315	939	3.0	27	5
2002	Eddie George	343	1,165	3.4	35	12
2003	Eddie George	312	1,031	3.3	27	5
2004	Chris Brown	220	1,067	4.9	52	6
2005	Chris Brown	224	851	3.8	38t	5
2006	Travis Henry	270	1,211	4.5	70t	7
2007	LenDale White	303	1,110	3.7	28	7
2008	Chris Johnson	251	1,228	4.9	66t	9
2009	Chris Johnson	358	2,006	5.6	91t	14
2010	Chris Johnson	316	1,364	4.3	76t	11
2011	Chris Johnson	262	1,047	4.0	48t	4
2012	Chris Johnson	276	1,243	4.5	94t	6
2013	Chris Johnson	279	1,077	3.9	30t	6

### PASSING

Year	Player	Att	Cmp	Yds	Pct	TD	Int	Avg
1960	George Blanda	363	169	2,413	46.6	24	22	6.7
1961	George Blanda	362	187	3,330	51.7	36	22	9.2
1962	George Blanda	418	197	2,810	47.1	27	42	6.7
1963	George Blanda	423	224	3,003	52.9	24	25	7.0
1964	George Blanda	505	262	3,282	51.9	17	27	6.4
1965	George Blanda	442	186	2,542	42.1	20	30	5.8
1966	George Blanda	271	122	1,764	45.0	17	21	6.4
1967	Pete Beathard	231	94	1,114	40.7	9	14	4.8
1968	Pete Beathard	223	105	1,559	47.1	7	16	6.9
1969	Pete Beathard	370	180	2,455	48.6	10	21	6.4
1970	Charley Johnson	281	144	1,652	51.2	7	12	5.9
1971	Dan Pastorini	270	127	1,702	47.0	7	21	6.3
1972	Dan Pastorini	299	144	1,711	48.2	7	11	5.7
1973	Dan Pastorini	290	154	1,482	53.1	5	17	5.1
1974	Dan Pastorini	247	140	1,571	56.7	10	10	6.4
1975	Dan Pastorini	342	163	2,053	47.7	14	16	6.0
1976	Dan Pastorini	309	167	1,785	53.5	10	10	5.7
1977	Dan Pastorini	319	169	1,987	53.0	13	18	6.2
1978	Dan Pastorini	368	199	2,473	54.1	16	17	6.7
1979	Dan Pastorini	324	163	2,090	50.3	14	18	6.5
1980	Ken Stabler	454	293	3,202	64.5	13	28	7.0
1981	Ken Stabler	285	165	1,988	57.9	14	18	6.9
1982	Archie Manning	125	66	877	52.8	6	6	7.0
1983	Oliver Luck	217	124	1,375	57.1	8	13	6.3
1984	Warren Moon	450	259	3,338	57.6	12	14	7.4
1985	Warren Moon	377	200	2,709	53.1	15	19	7.2
1986	Warren Moon	488	256	3,489	52.5	13	26	7.2
1987	Warren Moon	368	184	2,806	50.0	21	18	7.6
1988	Warren Moon	294	160	2,327	54.4	17	8	7.9
1989	Warren Moon	464	280	3,631	60.3	23	14	7.8
1990	Warren Moon	584	362	4,689	62.0	33	13	8.0
1991	Warren Moon	655	404	4,690	61.7	23	21	7.2
1992	Warren Moon	346	224	2,521	64.7	18	12	7.3
1993	Warren Moon	520	303	3,485	58.3	21	21	6.7
1994	Billy Joe Tolliver	240	121	1,287	50.4	6	7	5.4
1995	Chris Chandler	356	225	2,460	63.2	17	10	6.9
1996	Chris Chandler	320	184	2,099	57.5	16	11	6.6
1997	Steve McNair	415	216	2,665	52.0	14	13	6.4
1998	Steve McNair	492	289	3,228	58.7	15	10	6.5
1999	Steve McNair	331	187	2,179	56.5	12	8	6.6
2000	Steve McNair	396	248	2,847	62.6	15	13	7.2
2001	Steve McNair	431	264	3,350	61.3	21	12	7.8
2002	Steve McNair	492	301	3,387	61.2	22	15	6.9
2003	Steve McNair	400	250	3,215	62.5	24	7	8.0



## YEAR-BY-YEAR LEADERS

Year	Player	Att	Cmp	Yds	Pct	TD	Int	Avg	Year	Player	No	Yds	Avg	Lg	TD
2004	Billy Volek	357	218	2,486	61.1	18	10	7.0	2006	Drew Bennett	46	737	16.0	39	3
2005	Steve McNair	476	292	3,161	61.3	16	11	6.6	2007	Justin Gage	55	750	13.6	73	2
2006	Vince Young	357	184	2,199	51.5	12	13	6.2		Roydell Williams	55	719	13.1	48	4
2007	Vince Young	382	238	2,546	62.3	9	17	6.7	2008	Bo Scaife (TE)	58	561	9.7	44	2
2008	Kerry Collins	415	242	2,676	58.3	12	7	6.5	2009	Chris Johnson (RB)	50	503	10.1	69t	2
2009	Vince Young	259	152	1,879	58.7	10	7	7.3	2010	Chris Johnson (RB)	44	245	5.6	25	1
2010	Kerry Collins	278	160	1,823	57.6	14	8	6.6	2011	Nate Washington	74	1,023	13.8	57	7
2011	Matt Hasselbeck	518	319	3,571	61.6	18	14	6.9	2012	Kendall Wright	64	626	9.8	38	4
2012	Jake Locker	314	177	2,176	56.4	10	11	6.9	2013	Kendall Wright	94	1,079	11.5	45	2
2013	Ryan Fitzpatrick	350	217	2,454	62.0	14	12	7.0	2014	Delanie Walker	63	890	14.1	68	4
2014	Zach Mettenberger	179	107	1,412	59.8	8	7	7.9	2015	Delanie Walker	94	1,088	11.6	61t	6
2015	Marcus Mariota	370	230	2,818	62.2	19	10	7.6	2016	Rishard Matthews	65	945	14.5	60	9
2016	Marcus Mariota	451	276	3,426	61.2	26	9	7.6		Delanie Walker	65	800	12.3	47	7
2017	Marcus Mariota	453	281	3,232	62.0	13	15	7.1	2017	Delanie Walker	74	807	10.9	42	3
2018	Marcus Mariota	331	228	2,528	68.9	11	8	7.6	2018	Corey Davis	65	891	13.7	51	4
2019	<b>Ryan Tannehill</b>	<b>286</b>	<b>201</b>	<b>2,742</b>	<b>70.3</b>	<b>22</b>	<b>6</b>	<b>9.6</b>	2019	A.J. Brown	52	1,051	20.2	91t	8
2020	<b>Ryan Tannehill</b>	<b>481</b>	<b>315</b>	<b>3,819</b>	<b>65.5</b>	<b>33</b>	<b>7</b>	<b>7.9</b>	2020	A.J. Brown	70	1,075	15.4	73t	11
2021	<b>Ryan Tannehill</b>	<b>531</b>	<b>357</b>	<b>3,734</b>	<b>67.2</b>	<b>21</b>	<b>14</b>	<b>7.0</b>	2021	A.J. Brown	63	869	13.8	57t	5

### RECEIVING

Year	Player	No	Yds	Avg	Lg	TD
1960	Bill Groman	72	1,473	20.5	80t	12
1961	Charlie Hennigan	82	1,746	21.3	80t	12
1962	Charlie Hennigan	54	867	16.1	75t	8
1963	Charlie Hennigan	61	1,051	17.2	83t	10
1964	Charlie Hennigan	101	1,546	15.3	53t	8
1965	Ode Burrell (RB)	55	650	11.8	52t	4
1966	Charles Frazier	57	1,129	19.8	79t	12
1967	Hoyle Granger (RB)	31	300	9.6	43	3
1968	Alvin Reed (TE)	46	747	16.2	60	5
1969	Alvin Reed (TE)	51	664	13.0	43	2
1970	Alvin Reed (TE)	47	604	12.9	34	2
1971	Jim Beirne	38	550	14.5	40	1
1972	Fred Willis (RB)	45	297	6.6	27	2
1973	Fred Willis (RB)	57	371	6.5	50	1
1974	Ken Burrough	36	492	13.7	51	2
1975	Ken Burrough	53	1,063	20.1	77t	8
1976	Ken Burrough	51	932	18.2	69	7
1977	Ken Burrough	43	816	19.0	85t	8
1978	Ken Burrough	47	624	13.3	44	2
1979	Ken Burrough	40	752	18.8	55t	6
1980	Mike Barber (TE)	59	712	12.1	79t	5
1981	Ken Burrough	40	668	16.7	71t	7
1982	Dave Casper (TE)	36	573	15.9	38	6
1983	Tim Smith	83	1,176	14.2	47t	6
1984	Tim Smith	69	1,141	16.5	75t	4
1985	Butch Woolfolk (RB)	80	814	10.2	80t	4
1986	Drew Hill	65	1,112	17.1	81t	5
1987	Ernest Givins	53	933	17.6	83t	6
1988	Drew Hill	72	1,141	15.8	57t	10
1989	Drew Hill	66	938	14.2	50	8
1990	Haywood Jeffires	74	1,048	14.2	87t	8
	Drew Hill	74	1,019	13.8	57	5
1991	Haywood Jeffires	100	1,181	11.8	44	7
1992	Haywood Jeffires	90	913	10.1	47	9
1993	Webster Slaughter	77	904	11.7	41	5
1994	Webster Slaughter	68	846	12.4	57	2
	Haywood Jeffires	68	783	11.5	50	6
1995	Haywood Jeffires	61	684	11.2	35t	8
1996	Frank Wycheck (TE)	53	511	9.6	29	6
1997	Frank Wycheck (TE)	63	748	11.9	42	4
1998	Frank Wycheck (TE)	70	768	11.0	38	2
1999	Frank Wycheck (TE)	69	641	9.3	35	2
2000	Frank Wycheck (TE)	70	636	9.1	26	4
2001	Derrick Mason	73	1,128	15.5	71t	9
2002	Derrick Mason	79	1,012	12.8	40	5
2003	Derrick Mason	95	1,303	13.7	50t	8
2004	Derrick Mason	96	1,168	12.2	37t	7
2005	Drew Bennett	58	738	12.7	55t	4

### SCORING

Year	Player	TD	PAT	FG	Tot
1960	George Blanda	4	46	15	115
1961	George Blanda	0	64	16	112
1962	George Blanda	0	48	11	81
1963	George Blanda	0	37	9	64
1964	George Blanda	0	38	13	76
1965	George Blanda	0	28	11	61
1966	George Blanda	0	39	16	87
1967	John Wittenborn	0	30	14	72
1968	Wayne Walker	0	26	8	50
1969	Roy Gerela	0	29	19	86
1970	Roy Gerela	0	23	18	77
1971	Mark Moseley	0	25	16	73
1972	Skip Butler	0	12	16	51
1973	Skip Butler	0	15	21	66
1974	Skip Butler	0	29	9	56
1975	Skip Butler	0	31	18	85
1976	Skip Butler	0	24	16	72
1977	Toni Fritsch	0	19	12	55
1978	Earl Campbell (RB)	13	0	0	78
1979	Earl Campbell (RB)	19	0	0	114
1980	Toni Fritsch	0	26	19	83
1981	Toni Fritsch	0	32	15	77
1982	Dave Casper (TE)	6	0	0	36
1983	Florian Kempf	0	33	17	84
1984	Joe Cooper	0	13	11	46
1985	Tony Zendejas	0	29	21	92
1986	Tony Zendejas	0	28	22	94
1987	Tony Zendejas	0	32	20	92
1988	Tony Zendejas	0	48	22	114
1989	Tony Zendejas	0	40	25	115
1990	Lorenzo White (RB)	12	0	0	72
1991	Ian Howfield	0	25	13	64
1992	Al Del Greco	0	41	21	104
1993	Al Del Greco	0	39	29	126
1994	Al Del Greco	0	18	16	66
1995	Al Del Greco	0	33	27	114
1996	Al Del Greco	0	35	32	131
1997	Al Del Greco	0	32	27	113
1998	Al Del Greco	0	28	36	136
1999	Al Del Greco	0	43	21	106
2000	Al Del Greco	0	37	27	118
2001	Joe Nedney	0	34	20	94
2002	Joe Nedney	0	36	25	111
2003	Gary Anderson	0	42	27	123
2004	Gary Anderson	0	37	17	88
2005	Rob Bironas	0	30	23	99
2006	Rob Bironas	0	32	22	98
2007	Rob Bironas	0	28	35	133

## YEAR-BY-YEAR LEADERS

Year	Player	TD	PAT	FG	Tot
2008	Rob Bironas	0	40	29	127
2009	Rob Bironas	0	37	27	118
2010	Rob Bironas	0	38	24	110
2011	Rob Bironas	0	34	29	121
2012	Rob Bironas	0	35	25	110
2013	Rob Bironas	0	41	25	116
2014	Ryan Succop	0	27	19	84
2015	Ryan Succop	0	29	14	71
2016	Ryan Succop	0	39	22	105
2017	Ryan Succop	0	31	35	136
2018	Ryan Succop	0	28	26	106
2019	<b>Derrick Henry</b>	<b>18</b>	<b>0</b>	<b>0</b>	<b>108</b>
2020	<b>Derrick Henry</b>	<b>17</b>	<b>0</b>	<b>0</b>	<b>104</b>
2021	<b>Randy Bullock</b>	<b>0</b>	<b>42</b>	<b>26</b>	<b>120</b>

### KICKOFF RETURNS

Year	Player	No	Yds	Avg	Lg	TD
1960	Ken Hall	19	594	31.3	104t	1
1961	Billy Cannon	18	439	24.4	47	0
1962	Bobby Jancik	24	726	30.3	61	0
1963	Bobby Jancik	45	1,315	29.3	53	0
1964	Ode Burrell	17	449	26.4	93t	1
1965	Bobby Jancik	18	430	23.9	43	0
1966	Bobby Jancik	34	875	25.7	53	0
1967	Zeke Moore	14	405	28.9	92	1
1968	Zeke Moore	32	787	24.6	45	0
1969	Jerry LeVias	38	940	24.7	87	0
1970	Jerry LeVias	26	598	23.0	37	0
1971	Linzy Cole	32	834	26.1	45	0
1972	<i>Willie Rodgers</i>	17	335	19.7	31	0
1973	Bob Gresham	27	723	26.8	103t	1
1974	<i>Billy Johnson</i>	29	785	27.1	67	0
1975	Billy Johnson	33	798	24.2	81t	1
1976	Billy Johnson	26	579	22.2	53	0
1977	Billy Johnson	25	630	25.2	76t	1
1978	Johnnie Dirden	32	780	24.4	60	0
1979	<i>Richard Ellender</i>	24	514	21.4	35	0
1980	Carl Roaches	37	746	20.2	46	0
1981	Carl Roaches	28	769	27.5	96t	1
1982	Carl Roaches	21	441	21.0	45	0
1983	<i>Steve Brown</i>	31	795	25.6	93t	1
1984	Carl Roaches	30	679	22.6	49	0
1985	<i>Willie Drewrey</i>	26	642	24.7	52	0
1986	Willie Drewrey	25	500	20.0	32	0
	<i>Allen Pinkett</i>	26	519	20.0	48	0
1987	<i>Curtis Duncan</i>	28	546	19.5	62	0
1988	Leonard Harris	34	678	19.9	56	0
1989	Kenny Johnson	21	372	17.7	39	0
1990	Gerald McNeil	27	551	20.4	64	0
1991	Allen Pinkett	26	508	19.5	41	0
1992	Pat Coleman	14	290	20.7	28	0
1993	Willie Drewrey	15	293	19.5	34	0
1994	Todd McNair	23	481	20.9	44	0
1995	Mel Gray	53	1,183	22.3	54	0
1996	Mel Gray	50	1,224	24.5	88	0
1997	<i>Derrick Mason</i>	26	551	21.2	54	0
1998	Mike Archie	42	913	21.7	50	0
1999	Derrick Mason	41	805	19.6	41	0
2000	Derrick Mason	42	1,132	27.0	66	0
2001	Derrick Mason	34	748	22.0	101t	1
2002	<i>John Simon</i>	20	371	18.6	29	0
2003	Jake Schifino	35	703	20.1	39	0
2004	Jason McAddley	38	849	22.3	45	0
2005	<i>Pacman Jones</i>	43	1,127	26.2	85	0
2006	Bobby Wade	50	1,194	23.9	48	0
2007	<i>Michael Griffin</i>	18	422	23.4	48	0
2008	Chris Carr	35	984	28.1	52	0
2009	<i>Kenny Britt</i>	24	523	21.8	56	0
2010	<i>Marc Mariani</i>	60	1,530	25.5	98t	1

Year	Player	No	Yds	Avg	Lg	TD
2011	Marc Mariani	32	748	23.4	49	0
2012	Darius Reynaud	53	1,240	23.4	105t	1
2013	Leon Washington	16	481	30.1	95	0
2014	Leon Washington	31	738	23.8	52	0
2015	Dexter McCluster	13	285	21.9	32	0
2016	Marc Mariani	26	560	21.5	37	0
2017	<i>Adoree' Jackson</i>	25	578	23.1	57	0
2018	Darius Jennings	22	698	31.7	94t	1
2019	Kalif Raymond	18	403	22.4	45	0
2020	Kalif Raymond	15	275	18.3	30	0
2021	Chester Rogers	14	282	20.1	37	0

### PUNT RETURNS

Year	Player	No	Yds	Avg	Lg	TD
1960	<i>Billy Cannon</i>	4	96	24.0	51	0
1961	Billy Cannon	9	70	7.8	20	0
1962	Bobby Jancik	14	164	11.7	21	0
1963	Bobby Jancik	13	145	11.2	56	0
1964	Bobby Jancik	14	220	15.7	82t	1
1965	Bobby Jancik	12	85	7.1	25	0
1966	Ode Burrell	8	76	9.5	29	0
1967	Larry Carwell	9	154	17.1	54	0
1968	Sid Blanks	22	179	8.1	39	0
1969	Jerry LeVias	35	292	8.3	46	0
1970	Jerry LeVias	25	213	8.5	33	0
1971	Linzy Cole	14	107	7.6	31	0
1972	Ken Houston	25	148	5.9	33	0
1973	Jeff Severson	16	126	7.9	74	0
1974	<i>Billy Johnson</i>	30	409	13.6	49	0
1975	Billy Johnson	40	612	15.3	83t	3
1976	Billy Johnson	39	397	10.2	46	0
1977	Billy Johnson	35	539	15.4	87t	2
1978	Ronnie Coleman	16	142	8.9	32	0
1979	<i>Richard Ellender</i>	31	203	6.5	36	0
1980	Carl Roaches	47	384	8.2	68	0
1981	Carl Roaches	39	296	7.6	40	0
1982	Carl Roaches	19	104	5.5	25	0
1983	Carl Roaches	20	159	8.0	23	0
1984	Carl Roaches	26	152	5.8	18	0
1985	<i>Willie Drewrey</i>	24	215	9.0	23	0
1986	Willie Drewrey	25	262	7.7	25	0
1987	Kenny Johnson	24	196	8.2	26	0
1988	Kenny Johnson	30	170	5.7	16	0
1989	Kenny Johnson	19	122	6.4	19	0
1990	Gerald McNeil	30	172	5.7	26	0
1991	Pat Coleman	22	138	6.3	24	0
1992	Webster Slaughter	20	142	7.1	20	0
1993	Willie Drewrey	41	275	6.7	18	0
1994	Ernest Givins	37	210	5.7	78t	1
1995	Mel Gray	30	303	10.1	20	0
1996	Mel Gray	22	205	9.3	40	0
1997	Mel Gray	17	144	8.5	30	0
1998	Derrick Mason	31	228	7.4	25	0
1999	Derrick Mason	26	225	8.7	65t	1
2000	Derrick Mason	51	662	13.0	69t	1
2001	Derrick Mason	20	128	6.4	20	0
2002	<i>John Simon</i>	13	113	8.7	30	0
2003	Justin McCareins	29	330	11.4	58t	1
2004	Derrick Mason	24	93	3.9	13	0
2005	<i>Pacman Jones</i>	29	272	9.4	52t	1
2006	Pacman Jones	34	440	12.9	90t	3
2007	<i>Chris Davis</i>	31	293	9.5	39	0
2008	Chris Carr	32	323	10.1	44	0
2009	Alvin Pearman	11	112	10.2	18	0
2010	<i>Marc Mariani</i>	27	329	12.2	87t	1
2011	Marc Mariani	46	490	10.7	79t	1
2012	Darius Reynaud	31	410	13.2	81t	2
2013	Darius Reynaud	18	135	7.5	35	0
2014	Dexter McCluster	22	155	7.0	48	0

## YEAR-BY-YEAR LEADERS

Year	Player	No	Yds	Avg	Lg	TD	Year	Player	No	Yds	Avg	Lg	TD
2015	Dexter McCluster	24	217	9.0	37	0	2008	Michael Griffin (S)	7	172	24.6	83t	1
2016	Marc Mariani	29	235	8.1	18	0	2009	Cortland Finnegan (CB)	5	194	38.8	80	1
2017	Adoree' Jackson	34	290	8.5	46	0	2010	Michael Griffin (S)	4	50	12.5	28	0
2018	Adoree' Jackson	16	148	9.3	26	0	2011	Michael Griffin (S)	2	0	0.0	0	0
2019	Adam Humphries	12	78	6.5	21	0		Jason McCourty (CB)	2	52	26.0	30	0
2020	Kalif Raymond	23	208	9.0	40	0	2012	Michael Griffin (S)	4	59	14.8	33	0
2021	Chester Rogers	30	293	9.8	55	0		Jason McCourty (CB)	4	29	7.3	28	0

### INTERCEPTIONS

Year	Player	No	Yds	Avg	Lg	TD
1960	Mark Johnston (CB)	4	42	10.5	33	0
	Dennit Morris (LB)	4	32	8.0	26	0
	Julian Spence (S)	4	5	1.3	5	0
1961	Jim Norton (S)	9	150	16.7	36	0
1962	Jim Norton (S)	8	75	9.4	36	0
1963	Fred Glick (S)	12	180	15.0	40	1
1964	Pete Jaquess (CB)	8	141	17.6	98t	1
1965	W.K. Hicks (CB)	9	156	17.3	31	0
1966	Jim Norton (S)	4	125	31.3	56	0
	Fred Glick (S)	4	47	11.8	41	0
1967	Miller Farr (CB)	10	264	26.4	67	3
1968	Ken Houston (S)	5	160	32.0	66t	2
1969	Miller Farr (CB)	6	48	8.0	35	0
1970	Zeke Moore (CB)	6	85	14.2	32	0
1971	Ken Houston (S)	9	220	24.4	48t	4
1972	Bob Atkins (S)	2	37	18.5	34	0
	John Charles (S)	2	6	3.0	6	0
1973	Guy Roberts (LB)	4	55	13.8	27	0
	Jeff Severson (S)	4	24	6.0	19	0
1974	Bob Atkins (S)	6	85	14.2	36	0
1975	Zeke Moore (CB)	5	137	27.4	74	0
1976	C.L. Whittington (S)	5	103	20.6	50	0
1977	Mike Reinfeldt (S)	5	78	15.6	30	0
1978	Willie Alexander (CB)	5	51	10.2	29	0
1979	Mike Reinfeldt (S)	12	205	17.1	39	0
1980	Jack Tatum (S)	7	100	14.3	35	0
1981	Greg Stemrick (CB)	3	94	31.3	38	0
	Carter Hartwig (DB)	3	78	26.0	36	0
1982	Robert Brazile (LB)	1	31	31.0	31	0
	Gregg Bingham (LB)	1	8	8.0	8	0
	Vernon Perry (S)	1	8	8.0	8	0
1983	Willie Tullis (DB)	5	65	13.0	44	0
1984	Willie Tullis (DB)	4	48	12.0	22	0
1985	Steve Brown (CB)	5	41	8.2	22	0
1986	Allen Lyday (S)	3	24	8.0	24	0
	Patrick Allen (CB)	3	20	6.7	18	0
1987	Keith Bostic (S)	6	-14	-2.3	7	0
1988	Jeff Donaldson (S)	4	29	7.3	23	0
1989	Steve Brown (CB)	5	54	10.8	41	0
1990	Richard Johnson (CB)	8	100	12.5	35	1
1991	Cris Dishman (CB)	6	61	10.2	43	0
1992	Jerry Gray (CB)	6	24	4.0	22	0
1993	Marcus Robertson (S)	7	137	19.6	69	0
1994	Darryll Lewis (CB)	5	57	11.4	20	0
1995	Darryll Lewis (CB)	6	145	24.2	98t	1
1996	Darryll Lewis (CB)	5	103	20.6	53	1
1997	Darryll Lewis (CB)	5	115	23.0	47t	1
	Marcus Robertson (S)	5	127	25.4	48	0
1998	Darryll Lewis (CB)	4	40	10.0	33	0
1999	Samari Rolle (CB)	4	65	16.3	30	0
2000	Samari Rolle (CB)	7	140	20.0	81t	1
2001	Andre Dyson (CB)	3	36	12.0	36	0
	Samari Rolle (CB)	3	3	1.0	3	0
2002	Lance Schulters (S)	6	56	9.3	28	0
2003	Samari Rolle (CB)	6	141	23.5	52	0
2004	Andre Dyson (CB)	6	135	22.5	44	0
2005	Reynaldo Hill (CB)	3	88	29.3	52t	1
2006	Chris Hope (S)	5	105	21.0	61t	1
2007	Keith Bulluck (LB)	5	63	12.6	35	0

2008	Michael Griffin (S)	7	172	24.6	83t	1
2009	Cortland Finnegan (CB)	5	194	38.8	80	1
2010	Michael Griffin (S)	4	50	12.5	28	0
2011	Michael Griffin (S)	2	0	0.0	0	0
	Jason McCourty (CB)	2	52	26.0	30	0
2012	Michael Griffin (S)	4	59	14.8	33	0
	Jason McCourty (CB)	4	29	7.3	28	0
2013	Alterraun Verner (CB)	5	68	13.6	34	1
2014	Jason McCourty (CB)	3	0	0.0	0	0
2015	Zach Brown (LB)	2	45	22.5	45	0
	Coty Sensabaugh (CB)	2	42	21.0	26t	1
2016	Perrish Cox (CB)	3	3	1.0	3	0
2017	Kevin Byard (S)	8	130	16.3	33	0
2018	Kevin Byard (S)	4	1	0.3	1	0
2019	Kevin Byard (S)	5	79	15.8	28	0
2020	Malcolm Butler (CB)	4	111	27.8	68	0
	Amani Hooker (S)	4	11	2.8	6	0
2021	Kevin Byard (S)	5	66	13.2	24t	1

### SACKS

Year	Player	Total
1960	Don Floyd (DE)	4
1961	Doug Cline (LB)	6
1962	Ed Husmann (DT)	10
1963	Ed Husmann (DT)	5
	Gary Cutsinger (DE)	5
1964	Ed Husmann (DT)	4
	Don Floyd (DE)	4
1965	Gary Cutsinger (DE)	7
1966	Gary Cutsinger (DE)	5
1967	George Rice (DT)	6
1968	Pat Holmes (DE)	6
1969	Elvin Bethea (DE)	14
1970	Elvin Bethea (DE)	9.5
1971	Elvin Bethea (DE)	13
1972	Mike Tillemann (DT)	12
1973	Elvin Bethea (DE)	17
1974	Ted Washington (LB)	11
1975	Curly Culp (DT)	11.5
1976	Elvin Bethea (DE)	14.5
1977	James Young (DE)	7.5
1978	Elvin Bethea (DE)	8
1979	Jesse Baker (DE)	15.5
1980	Mike Stensrud (DE)	7
1981	Jesse Baker (DE)	10
1982	Jesse Baker (DE)	7.5
1983	Jesse Baker (DE)	5.5
1984	Jesse Baker (DE)	11
1985	Jesse Baker (DE)	5.5
1986	Ray Childress (DE)	5
1987	Ray Childress (DE)	6
1988	Ray Childress (DE)	8.5
	William Fuller (DE)	8.5
1989	Ray Childress (DE)	8.5
1990	Sean Jones (DE)	12.5
1991	William Fuller (DE)	15
1992	Ray Childress (DE)	13
1993	Sean Jones (DE)	13
1994	Lamar Lathon (DE)	8.5
1995	Anthony Cook (DE)	4.5
	Henry Ford (DE)	4.5
1996	Anthony Cook (DE)	7.5
1997	Kenny Holmes (DE)	7
	Gary Walker (DT)	7
1998	Lonnie Marts (LB)	4
1999	Jevon Kearse (DE)	14.5
2000	Jevon Kearse (DE)	11.5
2001	Jevon Kearse (DE)	10.0
2002	Kevin Carter (DE)	10.0

## YEAR-BY-YEAR LEADERS

2003	Jevon Kearse (DE)	9.5
2004	Kevin Carter (DE)	6.0
2005	Kyle Vanden Bosch (DE)	12.5
2006	Kyle Vanden Bosch (DE)	6.5
2007	Kyle Vanden Bosch (DE)	12
2008	Albert Haynesworth (DT)	8.5
2009	Jacob Ford (DE)	5.5
2010	Jason Babin (DE)	12.5
2011	<i>Karl Klug (DT)</i>	7.0
2012	Derrick Morgan (DE)	6.5
2013	Jurrell Casey (DT)	10.5
2014	Derrick Morgan (OLB)	6.5
2015	Jurrell Casey (DT)	7.0
	Brian Orakpo (OLB)	7.0
2016	Brian Orakpo (OLB)	10.5
2017	Derrick Morgan (OLB)	7.5
2018	Jurrell Casey (DT)	7.0
<b>2019</b>	<b>Harold Landry III (OLB)</b>	<b>9.0</b>
<b>2020</b>	<b>Harold Landry III (OLB)</b>	<b>5.5</b>
<b>2021</b>	<b>Harold Landry III (OLB)</b>	<b>12.0</b>

### TACKLES (SINCE 1974)

Year	Player	Solo	Assist	Total
1974	Gregg Bingham (LB)	128	78	206
1975	Gregg Bingham (LB)	110	75	185
1976	Gregg Bingham (LB)	100	91	191
1977	Gregg Bingham (LB)	95	95	190
1978	Gregg Bingham (LB)	109	114	223
1979	Gregg Bingham (LB)	100	103	203
1980	Gregg Bingham (LB)	112	100	212
1981	Gregg Bingham (LB)	112	60	172
1982	Daryl Hunt (LB)	61	24	85
1983	Gregg Bingham (LB)	87	48	135
1984	Robert Abraham (LB)	106	92	198
1985	Avon Riley (LB)	80	67	147
1986	John Grimsley (LB)	112	87	199
1987	<i>Al Smith (LB)</i>	46	56	102
1988	John Grimsley (LB)	70	45	115
1989	John Grimsley (LB)	73	30	103
1990	Al Smith (LB)	78	26	104
1991	Al Smith (LB)	101	45	146
1992	Al Smith (LB)	70	52	122
1993	Al Smith (LB)	67	28	95
1994	Al Smith (LB)	97	45	142

Year	Player	Solo	Assist	Total
1995	Blaine Bishop (S)	75	22	97
1996	Blaine Bishop (S)	73	36	100
1997	Barron Wortham (LB)	61	36	97
1998	Joe Bowden (LB)	88	57	145
1999	Blaine Bishop (S)	83	30	113
	Eddie Robinson (LB)	64	49	113
2000	Randall Godfrey (LB)	97	72	169
2001	Randall Godfrey (LB)	79	32	111
2002	Keith Bulluck (LB)	116	64	180
2003	Keith Bulluck (LB)	110	61	171
2004	Keith Bulluck (LB)	108	63	171
2005	Keith Bulluck (LB)	106	44	150
2006	Keith Bulluck (LB)	107	54	161
2007	David Thornton (LB)	97	43	140
2008	Keith Bulluck (LB)	83	37	120
2009	Stephen Tulloch (LB)	95	37	132
2010	Stephen Tulloch (LB)	121	48	169
2011	Jordan Babineaux (S)	81	36	117
2012	Akeem Ayers (LB)	79	31	110
2013	Bernard Pollard (S)	93	49	142
2014	Wesley Woodyard (LB)	66	68	134
2015	Avery Williamson (LB)	79	58	137
2016	Avery Williamson (LB)	76	73	149
2017	Wesley Woodyard (LB)	104	68	172
2018	Wesley Woodyard (LB)	85	39	124
2019	Rashaan Evans (LB)	84	55	139
<b>2020</b>	<b>Kevin Byard (S)</b>	<b>79</b>	<b>32</b>	<b>111</b>
<b>2021</b>	<b>Kevin Byard (S)</b>	<b>58</b>	<b>30</b>	<b>88</b>



## INDIVIDUAL RECORDS: SERVICE

### Number of Games Played in Regular Season

1960–1977: 14 games  
 1978–1981, 1983–1986, 1988–2020: 16 games  
 1982: 9 games  
 1987: 15 games  
 2021–present: 17 games

### Most Seasons

19	Bruce Matthews, 1983-2001
16	Elvin Bethea, 1968-83
13	Brad Hopkins, 1993-2005
13	<b>Brett Kern</b> , 2009-21
12	Gregg Bingham, 1973-84
12	Mike Munchak, 1982-93
12	Craig Hentrich, 1998-09

### Most Seasons, Active

13	<b>Brett Kern</b> , 2009-21
8	<b>Taylor Lewan</b> , 2014-21

### Most Games Played

296	Bruce Matthews, 1983-2001
210	Elvin Bethea, 1968-83
197	<b>Brett Kern</b> , 2009-21
194	Brad Hopkins, 1993-2005
177	Craig Hentrich, 1998-2009
173	Gregg Bingham, 1973-84
160	Ray Childress, 1985-95

159	Mike Munchak, 1982-93
157	Keith Bulluck, 2000-09
152	Benji Olson, 1998-2007
151	Al Del Greco, 1991-2000
148	Michael Roos, 2005-14
147	Robert Brazile, 1975-84
146	Ted Thompson, 1975-84
145	Zeke Moore, 1967-77
144	Rob Bironas, 2005-13
144	Ken Burrough, 1971-81
141	Michael Griffin, 2007-15
141	Warren Moon, 1984-93

### Most Games Played, Active

197	<b>Brett Kern</b> , 2009-21
-----	-----------------------------

### Most Consecutive Games Played

232	Bruce Matthews, 1987-2001
177	<b>Brett Kern</b> , 2009-21
147	Robert Brazile, 1975-84
146	Craig Hentrich, 1998-2007
144	Rob Bironas, 2005-13
135	Beau Brinkley, 2012-20
135	Elvin Bethea, 1968-77
135	Keith Bulluck, 2000-09
134	Gregg Bingham, 1973-81
128	Eddie George, 1996-2003

### Most Consecutive Games Played, Active

97	<b>Kevin Byard</b> , 2016-21
64	<b>Harold Landry III</b> , 2018-21
44	<b>Ryan Tannehill</b> , 2019-21
40	<b>Ben Jones</b> , 2019-21

### Most Consecutive Games Started

229	Bruce Matthews, 1987-2001
147	Robert Brazile, 1975-84
135	Elvin Bethea, 1968-77
134	Gregg Bingham, 1973-81
128	Eddie George, 1996-2003
127	Keith Bulluck, 2001-09

### Most Consecutive Games Started, Active

88	<b>Kevin Byard</b> , 2016-21
52	<b>Harold Landry III</b> , 2018-21
43	<b>Ryan Tannehill</b> , 2019-21
40	<b>Ben Jones</b> , 2019-21

## INDIVIDUAL RECORDS: SCORING

### Most Seasons Leading Team

9	Rob Bironas, 2005-13
9	Al Del Greco, 1992-2000
7	George Blanda, 1960-66
5	Ryan Succop, 2014-18
5	Tony Zendejas, 1985-90

### Most Consecutive Seasons Leading Team

9	Rob Bironas, 2005-13
9	Al Del Greco, 1992-2000
7	George Blanda, 1960-66
5	Ryan Succop, 2014-18
5	Tony Zendejas, 1985-89

## POINTS

#### Career

1,060	Al Del Greco, 1991-2000 (322 PAT, 246 FG)
1,032	Rob Bironas, 2005-13 (315 PAT, 239 FG)
598	George Blanda, 1960-66 (4 TD, 301 PAT, 91 FG)
548	Tony Zendejas, 1985-90 (197 PAT, 117 FG)
529	Ryan Succop, 2014-19 (178 PAT, 117 FG)
450	Eddie George, 1996-2003 (74 TD, 3 two-point)
438	Earl Campbell, 1978-84 (73 TD)

#### Season

136	Ryan Succop, 2017 (31 PAT, 35 FG)
136	Al Del Greco, 1998 (28 PAT, 36 FG)
133	Rob Bironas, 2007 (28 PAT, 35 FG)
131	Al Del Greco, 1996 (35 PAT, 32 FG)
127	Rob Bironas, 2008 (40 PAT, 29 FG)

126	Al Del Greco, 1993 (39 PAT, 29 FG)
123	Gary Anderson, 2003 (42 PAT, 27 FG)

### Most Seasons, 100 or More Points

8	Al Del Greco, 1992-93, 1995-2000
7	Rob Bironas, 2007-13
3	Ryan Succop, 2016-18
2	George Blanda, 1960-61
2	Tony Zendejas, 1988-89
2	<b>Derrick Henry</b> , 2019-20

### Season, Rookie

92	Tony Zendejas, 1985 (29 PAT, 21 FG)
86	Roy Gerela, 1969 (29 PAT, 19 FG)
72	Bill Groman, 1960 (12 TD)

### Game

30	Billy Cannon, @ N.Y. Titans, 12/10/61 (5 TD)
26	Rob Bironas, @ Hou., 10/21/07 (8 FG, 2 PAT)
26	George Blanda, vs. L.A. Chargers, 9/18/60 (3 TD, 5 PAT, 1 FG)

### Game, Opponent

24	Art Powell, @ Oakland, 12/22/63
24	Corey Dillon, @ Cincinnati, 12/4/97
19	Robbie Gould, @ San Francisco, 12/17/17
19	Cody Parkey, @ Philadelphia, 11/23/14
19	Horst Muhlmann, vs. Cincinnati, 12/17/72

### Most Consecutive Games Scoring

67	Al Del Greco, 1994-00
46	Rob Bironas, 2006-08

## TOUCHDOWNS

#### Career

74	Eddie George, 1996-2003
73	Earl Campbell, 1978-84
68	<b>Derrick Henry</b> , 2016-21
58	Chris Johnson, 2008-13
51	Charlie Hennigan, 1960-66
48	Kenny Burrough, 1971-81
	Ernest Givins, 1986-94

#### Season

19	Earl Campbell, 1979
18	<b>Derrick Henry</b> , 2019
18	Bill Groman, 1961

#### Game

5	Billy Cannon, @ N.Y. Titans, 12/10/61
---	---------------------------------------

#### Game, Opponent

4	Art Powell, @ Oakland, 12/22/63
4	Bob Hayes, @ Dallas, 12/20/70
4	Corey Dillon, @ Cincinnati, 12/4/97
3	21 times, last by Antonio Brown, @ Pittsburgh, 11/16/17

### Most Consecutive Team Games Scoring TD

8	Bill Groman, 1961
6	DeMarco Murray, 2016
5	<b>Derrick Henry</b> , 2020
5	<b>Derrick Henry</b> , 2019
5	Hoyle Granger, 1967

## INDIVIDUAL RECORDS: SCORING

5	Ken Burrough, 1977
5	Earl Campbell, 1979
5	Earl Campbell, 1983
5	Chris Sanders, 1995
5	Eddie George, 1998-99
5	Kenny Britt, 2010

### POINTS AFTER TOUCHDOWNS

#### Career

322	Al Del Greco, 1991-2000
315	Rob Bironas, 2005-13
301	George Blanda, 1960-66
197	Tony Zendejas, 1985-90
178	Ryan Succop, 2014-19
149	Toni Fritsch, 1977-81

#### Season

64	George Blanda, 1961
48	George Blanda, 1962
	Tony Zendejas, 1988

#### Game

8	George Blanda, vs. N.Y. Titans, 10/14/62
7	George Blanda, @ Denver, 11/5/61
7	George Blanda, vs. N.Y. Titans, 11/19/61
7	George Blanda, @ Oakland, 12/22/63
7	Teddy Garcia, vs. Cleveland, 12/9/90

#### Most Made, Opponent, Game

8	Stephen Gostkowski, @ New England, 10/18/09
7	Mason Crosby, @ Green Bay, 12/23/12
7	Cotton Davidson, @ Oakland, 12/22/63
7	Horst Muhlmann, vs. Cincinnati, 12/17/72
7	Jim Breech, @ Cincinnati, 12/17/89
7	Sebastian Janikowski, @ Oakland, 9/29/02
7	Lawrence Tynes, vs. Kansas City, 12/13/04

#### Most Consecutive PATs

285	Rob Bironas, 2006-13
229	Al Del Greco, 1993-2000
79	Gary Anderson, 2003-04
76	Al Del Greco, 1991-93
75	Skip Butler, 1972-76

#### Most Two-Point Conversions, Career

3	Eddie George, 1996-2003
3	Haywood Jeffires, 1987-95
3	Steve McNair, 1995-2005
3	<b>Ryan Tannehill</b> , 2019-2021

#### Most Two-Point Conversions, Season

3	Haywood Jeffires, 1994
---	------------------------

#### Most Two-Point Conversions, Game

1	36 times, last by MyCole Pruitt at N.Y. Jets, 10/3/21 (pass)
---	--

#### Most Two-Point Conversions, Opponent, Game

2	Charles Johnson @ Pittsburgh, 11/1/98 (pass, pass)
---	--

### FIELD GOALS

#### Most Attempted, Career

295	Al Del Greco, 1991-2000
279	Rob Bironas, 2005-13
187	George Blanda, 1960-66
163	Tony Zendejas, 1985-90
140	Ryan Succop, 2014-19
122	Skip Butler, 1972-77

#### Most Attempted, Season

42	Ryan Succop, 2017
40	Roy Gerela, 1969
39	Al Del Greco, 1998
39	Rob Bironas, 2007
38	Al Del Greco, 1996
37	Tony Zendejas, 1989
35	Al Del Greco, 1997

#### Most Attempted, Game

8	Rob Bironas, @ Houston, 10/21/07
6	George Blanda, vs. N.Y. Titans, 10/9/60
6	George Blanda, vs. Denver, 9/14/63
6	Skip Butler, @ Cleveland, 10/12/75
6	Al Del Greco, vs. Atlanta, 12/5/93
6	Stephen Gostkowski, @ Minnesota, 9/27/20

#### Most Attempted, Opponent, Game

7	Tom Dempsey, Philadelphia, 11/12/72
6	Roy Gerela, Pittsburgh, 12/9/73
6	Jim Breech, @ Cincinnati, 11/1/87
6	John Carney, @ San Diego, 9/19/93
6	Sebastian Janikowski, @ Oakland, 11/24/13
6	Robbie Gould, @ San Francisco, 12/17/17
6	Cody Parkey, @ Philadelphia, 11/23/14
6	Blair Walsh, Minnesota, 9/11/16

#### Most Made, Career

246	Al Del Greco, 1991-2000
239	Rob Bironas, 2005-13
117	Ryan Succop, 2014-19
117	Tony Zendejas, 1985-90
91	George Blanda, 1960-66
81	Toni Fritsch, 1977-81

#### Most Made, Season

36	Al Del Greco, 1998
35	Ryan Succop, 2017
35	Rob Bironas, 2007
32	Al Del Greco, 1996
29	Al Del Greco, 1993
29	Rob Bironas, 2008
29	Rob Bironas, 2011

#### Most Made, Game

* 8	Rob Bironas, @ Houston, 10/21/07
6	Stephen Gostkowski, @ Minnesota, 9/27/20
5	Ryan Succop, vs. Indianapolis,

	10/16/17
5	Al Del Greco, @ Philadelphia, 12/3/2000
5	Roy Gerela, vs. Miami, 9/28/69

\* Denotes NFL Record

#### Most Made, Opponent, Game

6	Robbie Gould, @ San Francisco, 12/17/17
6	Tom Dempsey, vs. Philadelphia, 11/12/72
6	John Carney, @ San Diego, 9/19/93
5	9 times, last by Nick Folk, @ New England, 11/28/21

#### Most Consecutive Field Goals Made

20	Al Del Greco, 1998-99
20	Rob Bironas, 2007-08
20	Rob Bironas, 2010
20	Rob Bironas, 2011-12
19	Ryan Succop, 2016-17
19	Rob Bironas, 2007
18	Al Del Greco, 1995-96
16	Ryan Succop, 2017
15	Ryan Succop, 2014-15
14	Al Del Greco, 1999-2000
14	Rob Bironas, 2011

#### Most Consecutive Games With Field Goal Made

20	Rob Bironas, 2009-10
19	Rob Bironas, 2006-07
13	Rob Bironas, 2011-12
12	Al Del Greco, 1998
12	Gary Anderson, 2003
12	Rob Bironas, 2008
10	George Blanda, 1964-65
10	George Blanda, 1966
10	Ryan Succop, 2016-17

#### Longest Field Goal

60	Rob Bironas, vs. Indianapolis, 12/3/06
56	Al Del Greco, vs. San Francisco, 10/27/96
56	Rob Bironas, @ Denver, 11/19/07
55	Stephen Gostkowski, @ Minnesota, 9/27/20
55	Rob Bironas, vs. Denver, 10/3/10
55	Rob Bironas, vs. Houston, 12/29/13
55	George Blanda, vs. San Diego, 12/3/61
54	Stephen Gostkowski, @ Minnesota, 9/27/20
54	George Blanda, @ Oakland, 11/11/62
54	Skip Butler, @ Buffalo, 9/19/76
54	Al Del Greco, vs. Kansas City, 9/20/92
54	Ryan Succop, @ Buffalo, 10/7/18

#### Longest Field Goal, Opponent

64	Matt Prater, @ Denver, 12/8/13
56	Jason Myers, @ Jacksonville, 12/24/16
56	Jason Elam, Denver, 11/26/95
55	Chris Bahr, @ Cincinnati, 9/23/79
55	Matt Stover, Cleveland, 11/17/91
54	(six times, last by Jason Myers, N.Y. Jets, 12/2/18)

## INDIVIDUAL RECORDS: SCORING

**Highest Field Goal Percentage, Career (100 made)**

85.7	Rob Bironas, 2005-13, (239 of 279)
83.6	Ryan Succop, 2014-19 (117 of 140)
83.4	Al Del Greco, 1991-2000, (246 of 295)

**Season**

92.3	Al Del Greco, 1998 (36 of 39)
92.3	Rob Bironas, 2010 (24 of 26)
91.7	Ryan Succop, 2016 (22 of 24)
90.6	Rob Bironas, 2011 (29 of 32)
89.7	Rob Bironas, 2007 (35 of 39)
87.9	Rob Bironas, 2008 (29 of 33)

87.5	Ryan Succop, 2015 (14 of 16)
87.1	Gary Anderson, 2003 (27 of 31)
87.1	Al Del Greco, 1995 (27 of 31)
86.7	Ryan Succop, 2018 (26 of 30)

## SAFETIES

**Most Safeties, Career**

2	Elvin Bethea (1968-83)
2	James Young (1977-79)

**Most Safeties, Game**

1	41 times, last by Cameron Wake at Cleveland (9/8/19), sack in end zone
---	--

## INDIVIDUAL RECORDS: RUSHING

**Most Seasons Leading Team**

8	Eddie George, 1996-2003
6	Earl Campbell, 1978-84
6	Chris Johnson, 2008-13
5	<b>Derrick Henry</b> , 2017-21
4	Mike Rozier, 1985-90

**Most Consecutive Seasons Leading Team**

8	Eddie George, 1996-2003
6	Earl Campbell, 1978-83
6	Chris Johnson, 2008-13
5	<b>Derrick Henry</b> , 2017-21
4	Mike Rozier, 1985-88

## ATTEMPTS

**Career**

2,733	Eddie George, 1996-2003
1,979	Earl Campbell, 1978-84
1,742	Chris Johnson, 2008-13
1,401	<b>Derrick Henry</b> , 2016-21
1,000	Lorenzo White, 1988-94
910	Mike Rozier, 1985-90
907	Charles Tolar, 1960-66
773	Hoyle Granger, 1966-70, 72

**Season**

403	Eddie George, 2000
378	<b>Derrick Henry</b> , 2020
373	Earl Campbell, 1980
368	Earl Campbell, 1979
361	Earl Campbell, 1981

**Game**

39	Earl Campbell, vs. Seattle, 10/11/81
38	Earl Campbell, @ Kansas City, 10/12/80
37	Earl Campbell, vs. Cincinnati, 10/4/81

**Game, Opponent**

39	Corey Dillon, @ Cincinnati, 12/4/97
34	Rodney Hampton, N.Y. Giants, 11/21/94
33	Le'Veon Bell, Pittsburgh, 11/17/14
32	Greg Pruitt, Cleveland, 12/3/81
32	Tony Collins, @ New England, 11/28/82
32	Melvin Gordon, @ San Diego, 11/6/16

## YARDS GAINED

**Career**

10,009	Eddie George, 1996-2003
8,574	Earl Campbell, 1978-84
7,965	Chris Johnson, 2008-13
6,797	<b>Derrick Henry</b> , 2016-21
4,079	Lorenzo White, 1988-94
3,514	Hoyle Granger, 1966-70, 72
3,439	Steve McNair, 1995-05
3,426	Mike Rozier, 1985-90

**Season**

2,027	<b>Derrick Henry</b> , 2020
2,006	Chris Johnson, 2009
1,934	Earl Campbell, 1980
1,697	Earl Campbell, 1979
1,540	<b>Derrick Henry</b> , 2019
1,509	Eddie George, 2000
1,450	Earl Campbell, 1978

**Season, Rookie**

1,450	Earl Campbell, 1978
1,368	Eddie George, 1996
1,228	Chris Johnson, 2008
947	Rodney Thomas, 1995
756	Sid Blanks, 1964
652	Rob Carpenter, 1977

**Game**

250	<b>Derrick Henry</b> @ Houston, 1/3/21
238	<b>Derrick Henry</b> vs. Jacksonville, 12/6/18
228	Chris Johnson vs. Jacksonville, 11/1/09
216	Billy Cannon, @ N.Y. Titans, 12/10/61
216	Eddie George, vs. Oakland, 8/31/97
215	<b>Derrick Henry</b> , at Jacksonville, 12/13/20
212	<b>Derrick Henry</b> , vs. Houston, 10/18/20
211	<b>Derrick Henry</b> , @ Houston, 12/29/19
206	Earl Campbell, @ Chicago, 11/16/80

**Game, Opponent**

246	Corey Dillon, @ Cincinnati, 12/4/97
215	Eric Dickerson, @ L.A. Rams, 12/9/84

204	Le'Veon Bell, Pittsburgh, 11/17/14
201	James Brooks, @ Cincinnati, 12/23/90

**Longest Run**

99	<b>Derrick Henry</b> vs. Jacksonville, 12/6/18 (TD)
94	<b>Derrick Henry</b> vs. Houston, 10/18/20 (TD)
94	Chris Johnson vs. N.Y. Jets, 12/17/12 (TD)
91	Chris Johnson vs. Houston, 9/20/09 (TD)
91	Sid Blanks vs. N.Y. Jets, 12/13/64 (TD)
89	Chris Johnson vs. Jacksonville, 11/1/09 (TD)
87	Marcus Mariota vs. Jacksonville, 12/6/15 (TD)
85	Chris Johnson vs. Arizona, 11/29/09 (TD)
83	Chris Johnson @ Buffalo, 10/21/12 (TD)
81	Earl Campbell vs. Miami, 11/20/78 (TD)

**Longest Run, Opponent**

97	Lamar Miller, @ Houston, 11/26/18 (TD)
91	Wilbert Montgomery, @ Philadelphia, 12/19/82 (TD)
80	Donald Brown, @ Indianapolis, 12/18/11 (TD)
80	Corey Dillon at Cincinnati, 10/8/2000 (TD)
80	Wray Carlton, vs. Buffalo, 12/5/65 (TD)
79	Bill Mathis, @ N.Y. Jets, 11/21/65

**Most Seasons, 1,000 or More Yards**

7	Eddie George, 1996-2000, 2002-03
6	Chris Johnson, 2008-13
5	Earl Campbell, 1978-81, 1983
3	<b>Derrick Henry</b> , 2018-20
1	Nine players, last by DeMarco Murray in 2016

**Most Consecutive Seasons, 1,000 or More Yards**

6	Chris Johnson, 2008-13
5	Eddie George, 1996-2000
4	Earl Campbell, 1978-81

## INDIVIDUAL RECORDS: RUSHING

3	<b>Derrick Henry</b> , 2018-20
2	Eddie George, 2002-03

**Most Games, 200 or More Yards, Season**

4	Earl Campbell, 1980
3	<b>Derrick Henry</b> , 2020

**Most Games, 100 or More Yards, Career**

39	Earl Campbell, 1978-84
36	Eddie George, 1996-03
35	Chris Johnson, 2008-13
25	<b>Derrick Henry</b> , 2016-21
11	Hoyle Granger, 1966-70, 1972
8	Mike Rozier, 1985-90

**Most Games, 100 or More Yards, Season**

12	Chris Johnson, 2009
11	Earl Campbell, 1979
10	Earl Campbell, 1980
10	<b>Derrick Henry</b> , 2020
8	Chris Johnson, 2010
8	Eddie George, 1997
7	Hoyle Granger, 1967
7	Earl Campbell, 1978, 1983

**Most Consecutive Games, 100 or More Yards**

12	Chris Johnson, 2009-10
7	Earl Campbell, 1979
6	Earl Campbell, 1980
5	Eddie George, 1998
5	<b>Derrick Henry</b> , 2021

## AVERAGE GAIN

**Career (Minimum 750 attempts)**

4.85	<b>Derrick Henry</b> (2016-21)
4.57	Chris Johnson (2008-13)
4.56	Hoyle Granger (1966-70, 1972)

4.33	Earl Campbell (1978-84)
4.08	Lorenzo White (1988-94)

**Season**

5.60	Chris Johnson, 2009
5.36	<b>Derrick Henry</b> , 2020
5.21	Sid Blanks, 1964
5.18	Earl Campbell, 1980
5.14	Gary Brown, 1993
5.08	<b>Derrick Henry</b> , 2019
5.05	Hoyle Granger, 1967

## TOUCHDOWNS

**Career**

73	Earl Campbell, 1978-84
65	<b>Derrick Henry</b> , 2016-21
64	Eddie George, 1996-2003
50	Chris Johnson, 2008-13
36	Steve McNair, 1995-2005
29	Lorenzo White, 1988-94
27	Mike Rozier, 1985-90

**Season**

19	Earl Campbell, 1979
17	<b>Derrick Henry</b> , 2020
16	<b>Derrick Henry</b> , 2019
15	LenDale White, 2008
14	Eddie George, 2000
14	Chris Johnson, 2009

**Season, Rookie**

13	Earl Campbell, 1978
----	---------------------

**Game**

4	<b>Derrick Henry</b> , vs. Jacksonville, 12/6/18
4	Earl Campbell, vs. Miami, 11/20/78

4	Lorenzo White, vs. Cleveland, 12/9/90
---	---------------------------------------

**Game, Opponent**

4	Corey Dillon, @ Cincinnati, 12/4/97
3	12 times, last by Marshall Faulk, @ Ind., 9/4/94

**Most Consecutive Games, Rushing****Touchdown**

6	Earl Campbell, 9/4/83–10/16/83
5	<b>Derrick Henry</b> , 9/27/20–11/1/20
5	<b>Derrick Henry</b> , 11/3/19–12/8/19
5	Earl Campbell, 9/16/79–10/14/79
5	DeMarco Murray, 10/16/16–11/13/16
4	(Eight times, last by <b>Ryan Tannehill</b> , 12/20/20–9/12/21)

## INDIVIDUAL RECORDS: PASSING

**Most Seasons Leading Team**

10	Warren Moon, 1984-93
9	Dan Pastorini, 1971-79
8	Steve McNair, 1997-2003, 2005

**Most Consecutive Seasons Leading Team**

10	Warren Moon, 1984-93
9	Dan Pastorini, 1971-79
7	George Blanda, 1960-66
7	Steve McNair, 1997-2003

## ATTEMPTS

**Career**

4,546	Warren Moon, 1984-93
3,871	Steve McNair, 1995-2005
2,784	George Blanda, 1960-66
2,767	Dan Pastorini, 1971-79
1,765	Marcus Mariota, 2015-19
1,298	<b>Ryan Tannehill</b> , 2019-21
1,190	Vince Young, 2006-10
1,081	Kerry Collins, 2006-10
824	Pete Beathard, 1967-69
739	Ken Stabler, 1980-81

**Season**

655	Warren Moon, 1991
584	Warren Moon, 1990
531	<b>Ryan Tannehill</b> , 2021
520	Warren Moon, 1993
518	Matt Hasselbeck, 2011
505	George Blanda, 1964
492	Steve McNair, 1998
492	Steve McNair, 2002

**Game**

68	George Blanda, @ Buffalo, 11/1/64
60	George Blanda, vs. Oakland, 11/7/65
60	Billy Volek, @ Oakland, 12/19/04

**Game, Opponent**

61	Colt McCoy, @ Cleveland, 10/2/11
59	Peyton Manning, @ Denver, 12/8/13
54	Matt Barkley, @ Chicago, 11/27/16
54	Blake Bortles, Jacksonville, 10/27/16
54	Matt Schaub, Houston, 12/19/10
54	Eric Zeier, @ Cleveland, 11/5/95
53	(four times, last by Matt Ryan, @ Atlanta, 9/29/19)

## COMPLETIONS

**Career**

2,632	Warren Moon, 1984-93
2,305	Steve McNair, 1995-2005
1,426	Dan Pastorini, 1971-79
1,347	George Blanda, 1960-66
1,110	Marcus Mariota, 2015-19
873	<b>Ryan Tannehill</b> , 2019-21
689	Vince Young, 2006-10
613	Kerry Collins, 2006-10
458	Ken Stabler, 1980-81

**Season**

404	Warren Moon, 1991
362	Warren Moon, 1990
357	<b>Ryan Tannehill</b> , 2021
319	Matt Hasselbeck, 2011
315	<b>Ryan Tannehill</b> , 2020
303	Warren Moon, 1993
301	Steve McNair, 2002
293	Ken Stabler, 1980

**Game**

41	Warren Moon, vs. Dallas, 11/10/91
40	Billy Volek, @ Oakland, 12/19/04



## INDIVIDUAL RECORDS: PASSING

39	Billy Volek, @ San Diego, 10/3/04
37	George Blanda, @ Buffalo, 11/1/64
36	Ryan Fitzpatrick, vs. Arizona, 12/15/13
36	Warren Moon, vs. Seattle, 11/7/93

### Game, Opponent

40	Colt McCoy, @ Cleveland, 10/2/11
39	Peyton Manning, @ Denver, 12/8/13
37	Peyton Manning, @ Indianapolis, 11/3/02
36	Tim Couch, Cleveland, 9/22/02
36	Peyton Manning, Indianapolis, 10/11/09
36	Drew Brees, New Orleans, 12/11/11
36	Patrick Mahomes, Kansas City, 11/10/19
36	Nick Foles, Chicago, 11/8/20

### Consecutive Completions in a Game (Since 1997)

19	Marcus Mariota, @ Houston, 11/26/18
15	Marcus Mariota, vs. Philadelphia, 9/30/18

### Consecutive Completions to Begin a Game (Since 1997)

19	Marcus Mariota, @ Houston, 11/26/18
10	Marcus Mariota, vs. Green Bay, 11/13/16
10	Steve McNair, @ New England, 9/20/98

## COMPLETION PERCENTAGE

### Career (Minimum 1,500 attempts)

62.9	Marcus Mariota, 2015-19 (1,110 of 1,765)
59.5	Steve McNair, 1995-2005 (2,305 of 3,871)
57.9	Warren Moon, 1984-93 (2,632 of 4,546)
51.5	Dan Pastorini, 1971-79 (1,426 of 2,767)
48.4	George Blanda, 1960-66 (1,347 of 2,784)

### Season

70.3	<b>Ryan Tannehill</b> , 2019 (201 of 286)
68.9	Marcus Mariota, 2018 (228 of 331)
67.2	<b>Ryan Tannehill</b> , 2021 (357 of 531)
65.6	Cody Carlson, 1992 (149 of 227)
65.5	<b>Ryan Tannehill</b> , 2020 (315 of 481)
64.7	Warren Moon, 1992 (224 of 346)
64.5	Ken Stabler, 1980 (293 of 454)
63.2	Chris Chandler, 1995 (225 of 356)
62.6	Steve McNair, 2000 (248 of 396)
62.5	Steve McNair, 2003 (250 of 400)

### Game (Min. 20 attempts)

95.7	Marcus Mariota, @ Houston, 11/26/18 (22 of 23)
88.5	Chris Chandler, @ Cincinnati, 9/24/95 (23 of 26)
85.7	Ken Stabler, vs. Baltimore, 9/21/80 (18 of 21)

82.6	Steve McNair, vs. Indianapolis, 12/8/02 (19 of 23)
82.6	Warren Moon, vs. Miami, 10/1/89 (19 of 23)
82.1	Ken Stabler, @ Cleveland, 9/15/80 (23 of 28)
81.8	Marcus Mariota, vs. Jacksonville, 10/27/16 (18 of 22)
80.0	Chris Chandler, @ Cleveland, 11/5/95 (16 of 20)

## YARDS GAINED

### Career

33,685	Warren Moon, 1984-93
27,141	Steve McNair, 1995-2005
19,149	George Blanda, 1960-66
16,846	Dan Pastorini, 1971-79
13,207	Marcus Mariota, 2015-19
10,295	<b>Ryan Tannehill</b> , 2019-21
8,098	Vince Young, 2006-10
6,804	Kerry Collins, 2006-10
5,190	Ken Stabler, 1980-81
5,128	Pete Beathard, 1967-69

### Season

4,690	Warren Moon, 1991
4,689	Warren Moon, 1990
3,819	<b>Ryan Tannehill</b> , 2020
3,734	<b>Ryan Tannehill</b> , 2021
3,631	Warren Moon, 1989
3,571	Matt Hasselbeck, 2011
3,489	Warren Moon, 1986
3,485	Warren Moon, 1993

### Game

527	Warren Moon, @ Kansas City, 12/16/90
492	Billy Volek, @ Oakland, 12/19/04
464	George Blanda, @ Buffalo, 10/29/61
457	Jacky Lee, @ Boston, 10/13/61
432	Warren Moon, vs. Dallas, 11/10/91

### Game, Opponent

446	Patrick Mahomes, Kansas City, 11/10/19
425	Peyton Manning, @ Indianapolis, 12/5/04
407	Tom Flores, @ Oakland, 12/22/63
406	Tony Romo, @ Dallas, 10/10/10
397	Peyton Manning, @ Denver, 12/8/13
397	Matt Ryan, @ Atlanta, 9/29/19
393	Andrew Luck, @ Indianapolis, 9/28/14
389	Drew Brees, @ New Orleans, 11/8/15
389	Jim McMahon, @ San Diego, 9/17/89

### Most Seasons, 3,000 or More Passing Yards

6	Warren Moon, 1984-93
5	Steve McNair, 1998, 2001-03, 2005
3	George Blanda, 1961, 1963-64

### Most Games, 400 or More Passing Yards, Career

4	Warren Moon, 1984-93
2	Billy Volek, 2000-06
2	George Blanda, 1960-66

1	Ryan Fitzpatrick, 2013
1	Jacky Lee, 1960-63; 1966-67
1	Steve McNair, 1995-2005

### Most Games, 400 or More Passing Yards, Season

2	Billy Volek, 2004
2	George Blanda, 1961
2	Warren Moon, 1991

### Most Games, 300 or More Passing Yards, Career

38	Warren Moon, 1984-93
15	George Blanda, 1960-66

### Most Games, 300 or More Passing Yards, Season

9	Warren Moon, 1990
6	Warren Moon, 1991

### Most Consecutive Games, 300 or More Passing Yards

4	Warren Moon, 1990
3	George Blanda, 1964
3	Warren Moon, 1985
3	Warren Moon, 1991

### Longest Pass Completion (All TDs)

98	Jacky Lee (to Willard Dewveall), vs. S.D., 11/25/62
95	George Blanda (to Dick Compton), vs. Buffalo, 12/5/65
92	Jacky Lee (to Bill Groman), vs. Denver, 11/20/60

### Longest Pass Completion, Opponent (All TDs)

94	Jack Kemp (to Glenn Bass), Buffalo, 10/11/64
90	John McCormick (to Bob Scarpitto), @ Den 10/17/65

## TOUCHDOWN PASSES

### Career

196	Warren Moon, 1984-93
165	George Blanda, 1960-66
156	Steve McNair, 1995-2005
96	Dan Pastorini, 1971-79

### Season

36	George Blanda, 1961
33	Warren Moon, 1990
33	<b>Ryan Tannehill</b> , 2020
27	George Blanda, 1962
26	Marcus Mariota, 2016
24	Steve McNair, 2003
24	George Blanda, 1963
24	George Blanda, 1960

### Game

7*	George Blanda, vs. N.Y. Titans, 11/19/61
6	George Blanda, vs. N.Y. Titans, 10/14/62
5	Steve McNair, vs. Jacksonville, 12/26/99
5	Warren Moon, at Cincinnati, 10/11/92

## INDIVIDUAL RECORDS: PASSING

5 Warren Moon, at Cleveland, 11/18/90

5 Warren Moon, vs. Cincinnati, 10/14/90

\* Tied for NFL record

### Game, Opponent

6 Tom Flores, @ Oakland, 12/22/63

6 Tom Brady, @ New England, 10/18/09

6 Ryan Fitzpatrick, @ Houston, 11/30/14

5 Joe Namath, @ N.Y. Jets, 9/18/66

5 Craig Morton, @ Dallas, 12/20/70

5 Jim Kelly, Buffalo, 9/24/89

5 Kerry Collins, @ Oakland, 12/19/04

5 Ben Roethlisberger, @ Pittsburgh, 10/9/11

5 Blake Bortles, Jacksonville, 12/6/15

### Most Consecutive Games, Touchdown Pass

23 Steve McNair, 2001-2002

21 Warren Moon, 1990-91

17 Warren Moon, 1992-93

15 George Blanda, 1963-64

14 George Blanda, 1964-65

14 **Ryan Tannehill**, 2020-21

## HAD INTERCEPTED

### Career

189 George Blanda, 1960-66

166 Warren Moon, 1984-93

139 Dan Pastorini, 1971-79

### Season

42 George Blanda, 1962

28 Ken Stabler, 1980

26 Warren Moon, 1986

### Game

6 George Blanda, @ Buffalo, 9/9/62

6 George Blanda, vs. Denver, 11/14/65

### Game, Opponent

6 Joe Namath, @ N.Y. Jets, 10/15/67

6 Bobby Hebert, Atlanta, 12/5/93

5 Rick Norton, @ Miami, 11/23/69

5 Keith Null, St. Louis, 12/13/09

4 8 times, last by Mark Sanchez, N.Y. Jets, 12/17/12

### Most Consecutive Passes Attempted, No INT's

205 Marcus Mariota, 2018-19

161 Kerry Collins, 2008

159 Jake Locker, 2012-13

154 Billy Joe Tolliver, 1994

### Most Attempts, No Interceptions, Game

56 Warren Moon, vs. Dallas, 11/10/91

## PASSER RATING

### Career (minimum 1,500 attempts)

89.6 Marcus Mariota, 2015-19

83.3 Steve McNair, 1995-05

80.4 Warren Moon, 1984-93

62.5 George Blanda, 1960-66

61.0 Dan Pastorini, 1971-79

### Season (minimum 14 att. per team game)

117.5 **Ryan Tannehill**, 2019

106.5 **Ryan Tannehill**, 2020

100.4 Steve McNair, 2003

96.8 Warren Moon, 1990

95.6 Marcus Mariota, 2016

92.3 Marcus Mariota, 2018

91.5 Marcus Mariota, 2015

91.3 George Blanda, 1961

90.2 Steve McNair, 2001

### Game (minimum 20 attempts)

158.3 Chris Chandler, @ Cincinnati, 9/24/95

149.8 Marcus Mariota, vs. Green Bay, 11/13/16

148.1 Marcus Mariota, vs. Jacksonville, 10/27/16

147.7 Marcus Mariota, @ Houston, 11/26/18

146.8 Steve McNair, vs. Houston, 10/12/03

146.1 Warren Moon, @ Cleveland, 11/18/90

145.8 **Ryan Tannehill**, vs. Detroit, 12/20/20

145.7 **Ryan Tannehill**, vs. Jacksonville, 9/20/20

145.1 Warren Moon, vs. Buffalo, 11/26/90

143.1 Chris Chandler, vs. Denver, 11/26/95

## INDIVIDUAL RECORDS: PASS RECEIVING

### RECEPTIONS

#### Most Seasons Leading Team

7 Ken Burrough, 1971-81

5 Haywood Jeffires, 1987-95

5 Frank Wycheck, 1996-2000

#### Most Consecutive Seasons Leading Team

6 Ken Burrough, 1974-79

5 Frank Wycheck, 1996-2000

4 Delanie Walker, 2014-2017

4 Charlie Hennigan, 1961-64

4 Derrick Mason, 2001-04

3 A.J. Brown, 2019-21

3 Alvin Reed, 1968-70

### Career

542 Ernest Givins, 1986-94

515 Haywood Jeffires, 1987-95

482 Frank Wycheck, 1995-2002

480 Drew Hill, 1985-91

453 Derrick Mason, 1997-2004

410 Charlie Hennigan, 1960-66

408 Ken Burrough, 1971-81

### Season

101 Charlie Hennigan, 1964

100 Haywood Jeffires, 1991

96 Derrick Mason, 2004

95 Derrick Mason, 2003

94 Delanie Walker, 2015

94 Kendall Wright, 2013

90 Drew Hill, 1991

90 Haywood Jeffires, 1992

### Game

13 Charlie Hennigan, @ Boston, 10/13/61

13 Haywood Jeffires, @ N.Y. Jets, 10/13/91

13 Drew Bennett, @ Oakland, 12/19/04

12 Sid Blanks, @ San Diego, 9/12/64

12 Charlie Hennigan, @ Buffalo, 11/1/64

12 Charlie Hennigan, vs. Boston, 11/29/64

12 Derrick Mason, vs. Baltimore, 11/12/01

12 Derrick Mason, @ NYG, 12/1/02

12 Derrick Mason, @ San Diego, 10/3/04

12 Drew Bennett, vs. KC, 12/13/04

12 Kendall Wright, vs. Arizona, 12/15/13

### Game, Opponent

12 Cris Carter, @ Minnesota, 10/8/95

12 Brian Westbrook, @ Philadelphia, 11/19/06

## INDIVIDUAL RECORDS: PASS RECEIVING

12	Chad Johnson, @ Cincinnati, 11/25/07
12	Reggie Wayne, @ Indianapolis, 12/30/07
12	Jordy Nelson, @ Green Bay, 11/13/16
12	Michael Thomas, New Orleans, 12/22/19
11	12 times, last by Cooper Kupp, at L.A. Rams, 11/7/21

### Most Consecutive Games, Pass Reception

99	Frank Wycheck, 1996-2002
83	Delanie Walker, 2013-19
82	Ernest Givins, 1988-93
82	Charlie Hennigan, 1960-66
80	Ken Burrough, 1971-78
76	Drew Hill, 1986-91
71	Nate Washington, 2009-13
63	Kendall Wright, 2012-16
58	Bob McLeod, 1961-66
55	Charley Frazier, 1962-68

### Most Seasons, 50 or More Pass Receptions

8	Ernest Givins, 1986-93
6	Drew Hill, 1985-86, 1988-91
6	Haywood Jeffires, 1990-95
6	Frank Wycheck, 1996-2001
5	Delanie Walker, 2013-17
5	Derrick Mason, 2000-04
4	Charlie Hennigan, 1961-64
3	A.J. Brown, 2019-21
3	Curtis Duncan, 1990-92
3	Kendall Wright, 2012-14

## YARDS

### Career

7,935	Ernest Givins, 1986-94
7,477	Drew Hill, 1985-91
6,907	Ken Burrough, 1971-81
6,823	Charlie Hennigan, 1960-66
6,119	Haywood Jeffires, 1987-95

### Season

1,746	Charlie Hennigan, 1961
1,561	Charlie Hennigan, 1964

### Game

272	Charlie Hennigan, @ Boston, 10/13/61
245	Haywood Jeffires, @ Kansas City, 12/16/90
233	Drew Bennett, vs. Kansas City, 12/13/04
232	Charlie Hennigan, @ Buffalo, 10/29/61
225	Kenny Britt, vs. Philadelphia, 10/24/10
210	Drew Hill, @ Indianapolis, 12/22/85

### Game, Opponent

247	Art Powell, @ Oakland, 12/22/63
238	DeAndre Hopkins, @ Houston, 11/30/14
212	Don Maynard, @ N.Y. Jets, 10/20/69
210	Bake Turner, N.Y. Jets, 11/10/63

### Longest Pass Reception (All TDs)

98	Willard Dewveall, vs. San Diego, 11/25/62
95	Dick Compton, vs. Buffalo, 12/5/65
92	Bill Groman, vs. Denver, 11/20/60

### Longest Pass Reception, Opponent (All TDs)

94	Glenn Bass, Buffalo, 10/11/64
90	Bob Scarpitto, @ Denver 10/17/65
86	Warrick Dunn, @ Atlanta, 11/23/03

### Most Seasons, 1,000 or More Yds. Pass Receiving, Career

4	Derrick Mason, 2001-04
3	Charlie Hennigan, 1960-66
3	Drew Hill, 1985-91

### Most Cons. Seasons, 1,000 or More Yds. Pass Rec., Career

4	Derrick Mason, 2001-04
2	A.J. Brown, 2019-20
2	Charlie Hennigan, 1963-64
2	Tim Smith, 1983-84

### Most Games, 100 or More Yards Pass Receiving, Career

26	Charlie Hennigan, 1960-66
24	Drew Hill, 1985-91
18	Ernest Givins, 1986-94

### Most Games, 100 or More Yards Pass Receiving, Season

9	Charlie Hennigan, 1964
---	------------------------

## TOUCHDOWNS

### Career

51	Charlie Hennigan, 1960-66
47	Ken Burrough, 1971-81
47	Drew Hill, 1985-91
47	Haywood Jeffires, 1987-95
46	Ernest Givins, 1986-94

### Season

17	Bill Groman, 1961
12	Bill Groman, 1960
12	Charlie Hennigan, 1961
12	Charles Frazier, 1966

### Game

3	17 times, last by Kenny Britt, vs. Philadelphia, 10/24/10
---	---

### Game, Opponent

4	Art Powell, @ Oakland, 12/22/63
4	Bob Hayes, @ Dallas, 12/20/70
3	12 times, last by Davante Adams, @ Green Bay, 12/27/20

### Most Consecutive Games Catching TD Pass

8	Bill Groman, 10/1/1961–11/19/1961
6	Bill Groman, 10/16/1960–11/25/1960
5	A.J. Brown, 10/13/2020–11/8/2020
5	Kenny Britt, 9/26/2010–10/24/2010
5	Chris Sanders, 11/12/1995–12/10/1995
5	Ken Burrough, 11/6/1977–12/4/1977
4	Kenny Britt, 12/26/2010–9/18/2011

4	Justin McCareins, 11/9/2003–12/1/2003
4	Kevin Dyson, 11/4/2001–11/25/2001
4	Willie Davis, 9/1/1996–09/29/1996
4	Curtis Duncan, 10/25/1987–11/15/1987
4	Dave Casper, 9/19/1982–12/5/1982
4	Charlie Hennigan, 11/19/1961–12/10/1961

## RECEIVING AVERAGE

### Career (minimum 200 receptions)

16.9	Ken Burrough, 1971-81
16.6	Charlie Hennigan, 1960-66
15.6	Drew Hill, 1985-91
15.1	Tim Smith, 1980-86
15.0	Nate Washington, 2009-14
14.8	Drew Bennett, 2001-06
14.6	Ernest Givins, 1986-94
13.8	Corey Davis, 2017-20
13.5	Derrick Mason, 1997-04

### Season (minimum 32 receptions per 16 games)

23.5	Chris Sanders, 1995
23.5	Bill Groman, 1961
22.0	Charlie Joiner, 1971
21.3	Charlie Hennigan, 1961
20.5	Bill Groman, 1960
20.2	A.J. Brown, 2019
20.2	Drew Hill, 1987
20.1	Ken Burrough, 1975
19.8	Charley Frazier, 1966

### Game (minimum 3 receptions)

60.7	Bill Groman, vs. Den, 11/20/60 (3 rec.)
46.3	Willard Dewveall, at SD, 11/25/62 (3 rec.)
44.7	Bill Groman, vs. Den, 11/05/61 (3 rec.)
42.0	Ernest Givins, at Cle, 11/22/87 (3 rec.)
41.3	Drew Bennett, at Ind, 12/05/04 (3 rec.)
40.7	Derrick Mason, vs. Cle, 12/02/01 (3 rec.)
40.0	Butch Woolfolk, vs. Mia, 09/08/85 (3 rec.)

## INDIVIDUAL RECORDS: PUNTING

## PUNTS

## Career

923	<b>Brett Kern</b> , 2009-21
861	Craig Hentrich, 1998-09
522	Jim Norton, 1960-68
431	Cliff Parsley, 1977-82
316	Dan Pastorini, 1971-79
310	Greg Montgomery, 1988-93

## Season

96	Rich Camarillo, 1994
93	Cliff Parsley, 1979
91	Cliff Parsley, 1978

## Game

11	Rich Camarillo, vs. Pittsburgh, 11/6/94
11	Rich Camarillo, @ Pittsburgh, 12/3/95
10	10 times, last by <b>Brett Kern</b> , at Miami, 10/8/17

## Game, Opponent

11	Wayne Crow, @ Oakland, 9/11/60
11	Bob Parsons, Chicago, 11/6/77
11	Mark Royals, Pittsburgh, 11/6/94
10	7 times, last by Donnie Jones, Houston, 12/2/12

## Longest Punt

79	<b>Brett Kern</b> , vs. Indianapolis, 12/28/14
79	Jim Norton, vs. Kansas City, 11/22/64
78	Craig Hentrich, @ Pittsburgh, 1/2/2000
77	Greg Montgomery, @ San Diego, 9/19/93

## Longest Punt, Opponent

78	Paul Maguire, @Buffalo, 9/21/69
78	Marv Bateman, @Buffalo, 9/19/76
74	Chris Hanson, Jacksonville, 11/20/05

## AVERAGE GROSS YARDS

## Career (minimum 250 attempts)

45.9	<b>Brett Kern</b> , 2009-21
43.6	Greg Montgomery, 1988-93
42.9	Craig Hentrich, 1998-2009
42.1	Jim Norton, 1960-68

## Season

49.7	<b>Brett Kern</b> , 2017
47.6	<b>Brett Kern</b> , 2012
47.4	<b>Brett Kern</b> , 2015
47.2	Craig Hentrich, 1998
47.1	<b>Brett Kern</b> , 2019
47.1	<b>Brett Kern</b> , 2018
46.9	Greg Montgomery, 1992
46.8	<b>Brett Kern</b> , 2014
45.8	<b>Brett Kern</b> , 2020
45.6	Greg Montgomery, 1993
45.0	Greg Montgomery, 1990

## Game (4 punts)

60.5	<b>Brett Kern</b> , vs. Pittsburgh, 10/25/20
59.2	Greg Montgomery vs. Buffalo, 12/27/92
57.6	Greg Montgomery @ San Diego, 9/19/93
57.5	Craig Hentrich vs. Jacksonville, 11/4/01
56.8	<b>Brett Kern</b> vs. Seattle, 9/24/17
56.5	<b>Brett Kern</b> vs. Cincinnati, 11/12/17
55.3	Craig Hentrich vs. Pittsburgh, 11/15/98
54.9	<b>Brett Kern</b> @ Miami, 10/8/17
54.7	<b>Brett Kern</b> vs. Indianapolis, 12/28/14
54.4	<b>Brett Kern</b> @ New England, 12/20/15

## Game, Opponent (4 punts)

58.3	Rohn Stark, @ Indianapolis, 9/13/92
55.4	Brad Maynard, vs. N.Y. Giants, 10/1/00
55.3	Dave Jennings, @ N.Y. Giants, 12/5/82
55.1	Paul Maguire, @ Buffalo, 9/21/69
55.0	Lee Johnson, vs. Cincinnati, 10/24/93
55.0	Chris Jones, vs. Dallas, 9/14/14

AVERAGE NET YARDS  
(SINCE 1976)

## Career (minimum 250 attempts)

40.8	<b>Brett Kern</b> , 2009-21
37.2	Craig Hentrich, 1998-09
36.6	Greg Montgomery, 1988-93
32.3	Cliff Parsley, 1977-82

## Season (minimum 40 attempts per 16 games)

44.6	<b>Brett Kern</b> , 2017
43.1	<b>Brett Kern</b> , 2019
41.7	<b>Brett Kern</b> , 2018

40.8	<b>Brett Kern</b> , 2014
40.4	<b>Brett Kern</b> , 2021
40.4	<b>Brett Kern</b> , 2012
40.3	<b>Brett Kern</b> , 2015
39.7	<b>Brett Kern</b> , 2013
39.4	<b>Brett Kern</b> , 2011
39.2	Craig Hentrich, 1998
39.1	Greg Montgomery, 1993

## Game (minimum 4 punts)

50.2	<b>Brett Kern</b> @ Miami, 10/8/17
49.8	<b>Brett Kern</b> vs. Kansas City, 11/10/19
49.8	Greg Montgomery vs. San Diego, 9/19/93
49.4	Greg Montgomery vs. Buffalo, 12/27/92
49.2	<b>Brett Kern</b> vs. Buffalo, 10/6/19
49.0	<b>Brett Kern</b> @ Jacksonville, 11/25/12
48.8	<b>Brett Kern</b> @ Baltimore, 11/9/14
48.7	<b>Brett Kern</b> vs. Houston, 10/26/14
48.6	<b>Brett Kern</b> @ San Diego, 9/16/12
48.5	Craig Hentrich vs. Jacksonville, 11/4/01
48.2	<b>Brett Kern</b> vs. Seattle, 9/24/17

## Game, Opponent (minimum 4 punts)

59.5	Rohn Stark, @ Indianapolis, 9/13/92
50.0	Pat McAfee, vs. Indianapolis, 9/27/15
49.8	Pat McAfee, @ Indianapolis, 12/9/12
49.5	Shane Lechler, vs. Oakland, 9/12/10
49.4	Matt Haack, @ Miami, 10/8/17
49.3	Josh Miller, vs. Pittsburgh, 11/21/99
49.0	Kevin Huber, @ Cincinnati, 9/21/14
48.0	Ben Graham, vs. Arizona, 11/29/09
48.0	Brian Hansen, vs. N.Y. Jets, 12/24/94
47.8	Bryan Anger, @ Houston, 12/29/19

## INDIVIDUAL RECORDS: PUNT RETURNS

## Most Seasons Leading Team

5	Carl Roaches, 1980-84
5	Derrick Mason, 1998-2001, 2004
4	Billy Johnson, 1974-80
4	Bobby Jancik, 1962-67

## Most Consecutive Seasons Leading Team

5	Carl Roaches, 1980-84
4	Billy Johnson, 1974-80
4	Bobby Jancik, 1962-67

4	Derrick Mason, 1998-2001
---	--------------------------

## PUNT RETURNS

## Career

182	Derrick Mason, 1997-2004
155	Billy Johnson, 1974-80
151	Carl Roaches, 1980-84
104	Willie Drewrey, 1985-88, 1993

102	Marc Mariani, 2010-11, 2016
-----	-----------------------------

## Season

51	Derrick Mason, 2000
47	Carl Roaches, 1980
46	Marc Mariani, 2011
41	Willie Drewrey, 1993
40	Billy Johnson, 1975
39	Carl Roaches, 1981
38	Billy Johnson, 1976



## INDIVIDUAL RECORDS: PUNT RETURNS

<b>Game</b>	
8	Pacman Jones, @ Miami, 12/24/05
7	Billy Johnson, vs. Tampa Bay, 9/12/76
7	Willie Drewrey, vs. Indianapolis, 11/23/86

<b>Game, Opponent</b>	
7	Mike Fuller, San Diego, 12/17/78
7	Ron Fellows, Dallas, 12/13/82
7	Eric Metcalf, Cleveland, 11/8/92
6	6 times, last by Travis Benjamin, @ Cleveland, 9/20/15

### YARDS GAINED

<b>Career</b>	
2,040	Billy Johnson, 1974-80
1,590	Derrick Mason, 1997-2004
1,095	Carl Roaches, 1980-84
1,054	Marc Mariani, 2010-11, 2016
771	Willie Drewrey, 1985-88, 1993

<b>Season</b>	
662	Derrick Mason, 2000
612	Billy Johnson, 1975
539	Billy Johnson, 1977

<b>Game</b>	
160	Darius Reynaud, vs. Jacksonville, 12/30/12
127	Billy Johnson, vs. Cincinnati, 10/5/75
117	Derrick Mason, vs. Cleveland, 11/19/2000
113	Billy Johnson, @ San Francisco, 12/7/75
110	Billy Johnson, vs. Cleveland, 10/16/77
104	Billy Johnson, @ Cleveland, 9/22/74

104	Carl Roaches, @ Cincinnati, 9/28/80
103	Billy Johnson, vs. N.Y. Jets, 9/18/77
103	Marc Mariani, @ Carolina, 11/13/11
101	Pacman Jones, vs. New England, 12/31/06

<b>Game, Opponent</b>	
161	Pete Athas, New Orleans, 10/3/76
154	Travis Benjamin, @ Cleveland, 9/20/15
133	Bruce Taylor, San Francisco, 11/15/70
126	Billy Johnson, Boston, 11/5/67
105	Dennis Northcutt, Cleveland, 9/22/02
102	R.W. McQuarters, Chicago, 11/14/04
100	Jon Stagers, Green Bay, 11/19/72

<b>Longest Punt Return (All TDs)</b>	
90	Pacman Jones, @ Philadelphia, 11/19/06
87	Billy Johnson, vs. Cleveland, 10/16/77
87	Marc Mariani, vs. Washington, 11/21/10
83	Billy Johnson, vs. Miami, 11/16/75

<b>Longest Return, Opponent (All TDs)</b>	
93	Bill Baird, N.Y. Jets, 11/10/63
85	Jon Stagers, Green Bay, 11/19/72
83	Phillip Buchanan, @ Oakland, 9/29/02
82	Keith Moody, Buffalo, 10/15/78
82	Corey Sawyer, Cincinnati, 9/25/94

### YARDAGE AVERAGE

<b>Career</b>	
13.2	Billy Johnson, 1974-80

<b>Season</b>	
15.4	Billy Johnson, 1977

### TOUCHDOWNS

<b>Career</b>	
5	Billy Johnson, 1974-80
4	Pacman Jones, 2005-06

<b>Season</b>	
3	Billy Johnson, 1975
3	Pacman Jones, 2006

<b>Game</b>	
2	Darius Reynaud, vs. Jacksonville (69 and 81 yards), 12/30/12
1	19 times, last by Tommie Campbell (65 yds), vs. Detroit, 9/23/12

<b>Game, Opponent</b>	
1	15 times, last by Jakeem Grant (74 yds), @ Miami, 10/9/16

## INDIVIDUAL RECORDS: KICKOFF RETURNS

### KICKOFF RETURNS

<b>Most Seasons Leading Team</b>	
4	Billy Jancik, 1962-67
4	Billy Johnson, 1974-80
4	Carl Roaches, 1980-84

<b>Most Consecutive Seasons Leading Team</b>	
4	Billy Johnson, 1974-77

<b>Career</b>	
158	Bobby Jancik, 1962-67
156	Derrick Mason, 1997-2004
150	Carl Roaches, 1980-84
121	Billy Johnson, 1974-80
118	Marc Mariani, 2010-11, 2016
111	Mel Gray, 1995-97

<b>Season</b>	
60	Marc Mariani, 2010
53	Darius Reynaud, 2012

53	Mel Gray, 1995
50	Mel Gray, 1996
50	Bobby Wade, 2006
45	Bobby Jancik, 1963
43	Pacman Jones, 2005
42	Mike Archie, 1998
42	Derrick Mason, 2000

<b>Game</b>	
8	Bobby Jancik, vs. Boston, 12/8/63
8	Bobby Jancik, @ Oakland, 12/22/63
8	Jason McAddley, vs. Denver, 12/25/04

<b>Game, Opponent</b>	
8	Brian Baschnagel, Chicago, 11/6/77
8	Antonio Chatman, @ Green Bay, 12/12/04
7	Bo Roberson, @ Oakland, 12/22/63
7	Glyn Milburn, Denver, 11/26/95
7	David Dunn, @ Cincinnati, 9/24/95
7	Aveion Cason, @ Detroit, 11/27/08

7	Deji Karim, @ Jacksonville, 10/18/10
7	Michael Walker, vs. Jacksonville, 11/24/19

### YARDS GAINED

<b>Career</b>	
4,185	Bobby Jancik, 1962-67
3,496	Derrick Mason, 1997-2004
3,276	Carl Roaches, 1980-84
2,902	Billy Johnson, 1974-80
2,838	Marc Mariani, 2010-11, 2016
2,592	Mel Gray, 1995-97

<b>Season</b>	
1,530	Marc Mariani, 2010
1,317	Bobby Jancik, 1963
1,240	Darius Reynaud, 2012
1,224	Mel Gray, 1996
1,194	Bobby Wade, 2006

## INDIVIDUAL RECORDS: KICKOFF RETURNS

1,183 Mel Gray, 1995  
 1,132 Derrick Mason, 2000  
 1,127 Pacman Jones, 2005

### Game

240 Bobby Jancik, @ Oakland, 12/22/63  
 221 Bobby Jancik, vs. Boston, 12/8/63  
 209 Leon Washington, @ Denver, 12/8/13

### Game, Opponent

185 Brian Baschnagel, Chicago, 11/6/77  
 178 Glyn Milburn, Denver, 11/26/95  
 168 Deji Karim, @ Jacksonville, 10/18/10  
 167 LaRod Stephens-Howling, Arizona, 11/29/09

### Longest Kickoff Return (All TDs)

105 Darius Reynaud, vs. Detroit, 9/23/12  
 104 Ken Hall, @ N.Y. Titans, 10/23/60  
 103 Bob Gresham, @ Cincinnati, 9/23/73  
 101 Derrick Mason, @ Cincinnati, 11/18/01  
 100 Marc Mariani (16 yards) & Tommie Campbell (84 yards), vs. Tampa Bay, 11/27/11  
 98 Marc Mariani, vs. Denver, 10/3/10  
 97 Carl Roaches, vs. Pittsburgh, 9/18/83  
 96 Carl Roaches, vs. Cincinnati, 10/4/81

### Longest Kickoff Return, Opponent (All TDs)

107 Josh Huff, @ Philadelphia, 11/23/14  
 102 Jakeem Grant, @ Miami, 9/9/18  
 101 Eric Metcalf, Cleveland, 12/9/90  
 100 Art Baker, @ Buffalo, 9/9/62  
 100 Goldie Sellers, @ Denver, 10/2/66  
 99 Tremain Mack, @ Cincinnati, 11/14/99  
 99 LaRod Stephens-Howling, Arizona, 11/29/09  
 98 Alvis Whitted, Jacksonville, 12/26/99  
 97 Marc Logan, Miami, 10/1/89

### Season

1 18 times, last by A.J. Brown, 2020

### Game

1 18 times, last by A.J. Brown, @ Indianapolis, 11/29/20

### Game, Opponent

1 13 times, last by Jakeem Grant, @ Miami, 9/9/18

## AVERAGE YARDAGE

### Career (75 returns)

26.5 Bobby Jancik, 1962-67  
 24.1 Marc Mariani, 2010-11, 2016  
 24.0 Billy Johnson, 1974-80  
 23.4 Mel Gray, 1995-97  
 22.4 Derrick Mason, 1997-2004  
 21.8 Carl Roaches, 1980-84

### Season

31.7 Darius Jennings, 2018  
 31.3 Ken Hall, 1960  
 30.3 Bobby Jancik, 1962

## TOUCHDOWNS

### Career

2 Billy Johnson, 1974-80  
 2 Carl Roaches, 1980-84

## INDIVIDUAL RECORDS: COMBINED YARDS

### Combined Yards = Rushing + Receiving + Interception Returns + Kickoff Returns + Punt Returns + Fumble Returns

#### Career

12,153 Eddie George, 1996-03 (10,009 rushing, 2,144 receiving)  
 11,202 Derrick Mason, 1997-2004 (6,114 rec., 3,496 KO returns, 1,590 PR, 2 rushing)  
 9,985 Chris Johnson, 2008-2013 (7,966 rushing, 2,003 receiving, 17 KO returns)  
 9,292 Earl Campbell, 1978-84 (8,574 rushing, 718 receiving)  
 8,704 Ernest Givins, 1986-94 (7,935 receiving, 397 PR, 345 rushing, 27 KO returns)

7,643 **Derrick Henry**, 2016-21 (6,797 rushing, 846 receiving)  
 7,500 Drew Hill, 1985-91 (1 rushing, 7,477 receiving, 22 KO returns)  
 7,421 Ken Burrough, 1971-81 (6,907 receiving, 455 KO returns, 59 rushing)

#### Season

2,690 Derrick Mason, 2000 (1 rushing, 895 receiving, 1,132 kickoff returns, 662 punt returns)  
 2,509 Chris Johnson, 2009 (2,006 rushing, 503 receiving)  
 2,141 **Derrick Henry**, 2020 (2,027 rushing, 114 receiving)  
 2,043 Billy Cannon, 1961, (948 rushing, 586 receiving, 70 punt returns, 439 kickoff returns)

2,004 Derrick Mason, 2001, (1,128 receiving, 748 kick returns, 128 punt returns)  
 1,981 Earl Campbell, 1980, (1,934 rushing, 47 rec. )  
 1,962 Eddie George, 2000 (1,509 rushing, 453 rec.)

#### Game

373 Billy Cannon, @ N.Y. Titans, 12/10/61

## INDIVIDUAL RECORDS: YARDS FROM SCRIMMAGE

### Scrimmage Yards = Rushing + Receiving

#### Career

12,153	Eddie George, 1996-2003 (10,009 rushing, 2,144 receiving)
9,968	Chris Johnson, 2008-2013 (7,966 rushing, 2,003 receiving)
9,292	Earl Campbell, 1978-1984 (8,574 rushing, 718 receiving)
8,280	Ernest Givins, 1986-1994 (345 rushing, 7,935 receiving)
7,643	<b>Derrick Henry</b> , 2016-21 (6,797 rushing, 846 receiving)
7,478	Drew Hill, 1985-1991 (1 rushing, 7,477 receiving)

#### Season

*2,509	Chris Johnson, 2009 (2,006 rushing, 503 receiving)
2,141	<b>Derrick Henry</b> , 2020 (2,027 rushing, 114 receiving)
1,981	Earl Campbell, 1980 (1,934 rushing, 47 receiving)
1,962	Eddie George, 2000 (1,509 rushing, 453 receiving)

\* Denotes NFL Record

#### Game

330	Billy Cannon, @ N.Y. Titans, 12/10/61
284	Chris Johnson, vs. Houston, 9/20/09

272	Charlie Hennigan, @ Boston, 10/13/61
264	<b>Derrick Henry</b> , at Houston, 1/3/21
250	<b>Derrick Henry</b> , vs. Houston, 10/18/20
249	Eddie George, vs. Oakland, 12/9/99
245	Haywood Jeffires, @ Kansas City, 12/16/90
239	Chris Johnson, vs. Jacksonville, 11/1/09
238	<b>Derrick Henry</b> , vs. Jacksonville, 12/6/18
237	<b>Derrick Henry</b> , at Seattle, 9/19/21

## INDIVIDUAL RECORDS: INTERCEPTIONS

### Most Seasons Leading Team

5	Darryll Lewis, 1991-98
4	<b>Kevin Byard</b> , 2017-19, 2021
4	Michael Griffin, 2008, 2010-12
4	Samari Rolle, 1998-04
3	Jason McCourty, 2011-12, 2014
3	Jim Norton, 1960-68

### Most Consecutive Seasons Leading Team

5	Darryll Lewis, 1994-98
---	------------------------

#### Career

45	Jim Norton, 1960-68
31	Cris Dishman, 1988-96
30	Freddy Glick, 1961-66
27	Tony Banfield, 1960-65
27	W.K. Hicks, 1964-69
27	Darryll Lewis, 1991-98
26	Mike Reinfeldt, 1976-83
25	Ken Houston, 1967-72
25	Michael Griffin, 2007-15
24	Zeke Moore, 1967-77
23	<b>Kevin Byard</b> , 2016-21
23	Willie Alexander, 1971-79
23	Samari Rolle, 1998-2004

#### Season

12	Freddy Glick, 1963
12	Mike Reinfeldt, 1979
10	Miller Farr, 1967

#### Game

3	Nine players, last by <b>Kevin Byard</b> , @ Cleveland, 10/22/17
---	--

#### Game, Opponent

4	Bobby Hunt, @ Kansas City, 10/4/64
3	Eight times, last by Glover Quin, @ Houston, 11/28/10

#### Consecutive Games Intercepted By

5	Pete Jaquess, 1964
4	Freddy Glick, 1963
4	Jim Norton, 1967
4	Miller Farr, 1967
4	Cris Dishman, 1991, 1993
4	Bo Orlando, 1991
4	Michael Griffin, 2010

## YARDS GAINED

#### Career

650	Ken Houston, 1967-72
592	Jim Norton, 1960-68
540	Darryll Lewis, 1991-98
457	W.K. Hicks, 1964-69

#### Season

264	Miller Farr, 1967
220	Ken Houston, 1971
205	Mike Reinfeldt, 1979

#### Game

128	Miller Farr, @ N.Y. Jets, 10/15/67
115	Michael Griffin, vs. Pittsburgh, 12/21/08
109	Zach Brown, vs. Jacksonville, 12/30/12

#### Game, Opponent

177	Charlie McNeil, @ San Diego, 9/24/61
108	Bobby Hunt, @ Kansas City, 10/4/64
100	Rod Woodson, @ Oakland, 9/29/02

#### Longest Interception Returns (All TDs)

99	Cortland Finnegan, vs. Houston, 9/21/08
98	Pete Jaquess, @ Oakland, 9/19/64
98	Darryll Lewis, @ Chicago, 10/22/95
97	Jordan Babineaux, @ Cleveland, 10/2/11
95	Willie Alexander, @ Green Bay, 9/25/77

#### Longest Interception Returns, Opponent

98	Bob Suci, @ Boston, 11/1/63 (TD)
95	Marlon McCree, @ Houston, 12/21/03 (TD)
91	Booker Edgerson, @ Buffalo, 11/1/64 (TD)
86	Glen Edwards, Pittsburgh, 9/30/73 (TD)
86	Whitney Mercilus, Houston, 12/15/19

85	Adam Archuleta, @ St. Louis, 9/25/05 (TD)
82	Rod Woodson, @ Oakland, 9/29/02 (TD)
82	Kamu Grugier-Hill, Houston, 11/21/21

## TOUCHDOWNS

#### Career

9	Ken Houston, 1967-72
5	Miller Farr, 1967-69
5	Darryll Lewis, 1991-98

#### Season

4	Ken Houston, 1971
---	-------------------

#### Game

2	Zach Brown, vs. Jacksonville, 12/30/12
2	Miller Farr, vs. Buffalo, 12/7/68
2	Ken Houston, vs. San Diego, 12/19/71

#### Game, Opponent

2	Lemar Parrish, Cincinnati, 12/17/72
1	many times, last by Trumaine Johnson, vs. N.Y. Jets, 12/2/18

## INDIVIDUAL RECORDS: SACKS

### Career

105.0	Elvin Bethea, 1968-83
74.5	Ray Childress, 1985-95
66.0	Jesse Baker, 1979-87

### Season

17.0	Elvin Bethea, 1973
15.5	Jesse Baker, 1979
15.0	William Fuller, 1991
14.5	Jevon Kearse, 1999

### Game

4.0	Ed Hussmann, vs. Dallas, 11/4/62
4.0	Ed Hussmann, vs. N.Y. Jets, 11/14/62
4.0	Elvin Bethea, @ San Diego, 10/17/76
4.0	Jesse Baker, vs. Kansas City, 9/16/79
4.0	William Fuller, vs. Pittsburgh, 11/28/93

3.5	Jason Jones, vs. Pittsburgh, 12/21/08
3.0	35 times, last by <b>Jeffery Simmons</b> , at L.A. Rams, 11/7/21

13	Ray Childress, 1985-95
12	Sean Jones, 1988-93
10	Jevon Kearse, 1999-2003

### Consecutive Games, One or More Sacks

8	Curley Culp, 1974-75
8	Jevon Kearse, 1999
7	Sean Jones, 1990
6	Jesse Baker, 1979
6	Jesse Baker, 1981-82
6	Jevon Kearse, 2003
5	<b>Harold Landry III</b> , 2021
5	<b>Harold Landry III</b> , 2019
5	Brian Orakpo, 2016
5	Sean Jones, 1992
5	William Fuller, 1991

### Most Games with Two or More Sacks, Career

26	Elvin Bethea, 1968-83
13	Jesse Baker, 1979-87

## INDIVIDUAL RECORDS: FUMBLE RETURNS

### Opponents' Fumble Returned for TD's, Career

4	Keith Bulluck, 2000-09
3	Doug Cline, 1960-66
3	Marcus Robertson, 1991-2000
2	Johnny Peacock, 1969-70
2	Robert Lyles, 1984-90
2	Ray Childress, 1985-95
2	Cris Dishman, 1988-96
2	Antwan Odom, 2004-07
2	Jason McCourty, 2009-16
2	Wesley Woodyard, 2014-19

### Opponents' Fumble Returned for TD's, Season

2	Doug Cline, 1961
2	Marcus Robertson, 1997

2	Antwan Odom, 2005
---	-------------------

### Opponents' Fumble Returned for TD's, Game

1	60 times, last by Kevin Byard at Jacksonville, 10/10/21
---	---

### Longest Fumble Return (All TDs)

96	C.L. Whittington, @ New Orleans, 10/3/76
93	Robert Lyles, @ Cincinnati, 10/19/86
92	Cortland Finnegan, vs. Jacksonville, 12/17/06

## INDIVIDUAL RECORDS: BLOCKED KICKS

### Blocked Punts Returned for Touchdowns, Career

2	Cris Dishman, 1988-96
---	-----------------------

### Blocked Punts Returned for Touchdowns, Game

1	13 times, last by Jason McCourty, vs. Indianapolis, 10/30/11
---	--

### Blocked Field Goals Returned for Touchdowns, Game

1	Mark Johnston, 62 yards (11/26/61 vs. Denver)
---	---

1	Tony Banfield, 50 yards (12/9/62 vs. Oak.)
1	Ken Houston, 71 yards (10/15/67 @ N.Y. Jets)
1	Donald Mitchell, 69 yards (10/21/01 @ Detroit)
1	Tye Smith, 63 yards (12/1/19 @ Indianapolis)

### Blocked Field Goal, Last Time

1	<b>Denico Autry</b> , vs. Miami, 1/2/22
---	---

### Blocked Punt, Last time

1	Tim Shaw vs. Pittsburgh, 10/11/12
---	-----------------------------------



## TEAM RECORDS: GAMES WON & LOST

### GAMES WON

**Most Consecutive Games Won**

13 (Dec. 16, 2007-Nov. 16, 2008)  
11 (Oct. 17, 1993-Jan. 2, 1994)

**Most Consecutive Games Without Defeat**

13 (Dec. 16, 2007-Nov. 16, 2008)  
11 (Oct. 13, 1961-Sept. 9, 1962)  
11 (Oct. 17, 1993-Jan. 2, 1994)

**Most Games Won, Season**

13 (1999, 2000, 2008)  
12 (1993, 2003, 2021)  
11 (1962, 1979, 1980, 1991, 2002, 2020)

**Most Consecutive Games Won, Season**

11 (Oct. 17, 1993-Jan. 2, 1994)

**Most Consecutive Games Won, Start of Season**

10 (Sept. 7-Nov. 16, 2008)  
5 (Sept. 14-Oct. 18, 2020)  
3 (Sept. 12-Sept. 26, 1999)  
3 (Sept. 1-Sept. 16, 1991)

**Most Consecutive Games Won, End of Season**

11 (Oct. 17, 1993-Jan. 2, 1994)

**Most Consecutive Games Without Defeat, Season**

11 (Oct. 17, 1993-Jan. 2, 1994)

**Most Consecutive Games w/out Defeat, Start of Season**

10 (Sept. 7-Nov. 16, 2008)  
5 (Sept. 14-Oct. 18, 2020)  
3 (Sept. 12-Sept. 26, 1999)  
3 (Sept. 1-Sept. 16, 1991)

**Most Consecutive Games w/out Defeat, End of Season**

11 (Oct. 17, 1993-Jan. 2, 1994)

**Most Home Games Won, Season**

8 (1999)  
7 (1988, 1991, 1993, 2000, 2003, 2008, 2021)

**Most Consecutive Home Games Won**

12 (Sept. 12, 1999-Nov. 5, 2000)  
10 (Oct. 6, 2002-Nov. 16, 2003)  
9 (Dec. 6, 1987-Nov. 20, 1988)  
9 (Nov. 26, 1990-Nov. 17, 1991)

**Most Consecutive Home Games Without Defeat**

12 (Sept. 12, 1999-Nov. 5, 2000)  
10 (Oct. 6, 2002-Nov. 16, 2003)

9 (Dec. 6, 1987-Nov. 20, 1988)  
9 (Nov. 26, 1990-Nov. 17, 1991)

**Most Road Games Won, Season**

6 (1996, 2000, 2008, 2020)

**Most Consecutive Road Games Won**

8 (Dec. 16, 2007-Nov. 27, 2008)  
5 (Dec. 1, 2019-Sept. 27, 2020)  
5 (Nov. 19, 2006-Sept. 24, 2007)  
5 (Oct. 17-Dec. 25, 1993)  
5 (Oct. 29, 1961-Sept. 9, 1962)

**Most Consecutive Road Games Without Defeat**

8 (Dec. 16, 2007-Nov. 27, 2008)  
6 (Oct. 13, 1961-Sept. 9, 1962)

**Most Shutout Games Won or Tied, Season**

2 (1966, 1977, 1993)

**Overtime Wins, Regular Season**

30-27 (@ Cincinnati, 9/23/79)  
27-24 (vs. N.Y. Jets, 10/28/79)  
23-20 (vs. Pittsburgh, 12/2/84)  
17-14 (@ Indianapolis, 9/4/88)  
26-23 (vs. Dallas, 11/10/91)  
23-20 (vs. Kansas City, 9/20/92)  
30-27 (@ Cincinnati, 10/6/96)  
24-21 (vs. Oakland, 8/31/97)  
17-14 (vs. Kansas City, 9/10/00)  
31-28 (vs. Tampa Bay, 10/14/01)  
32-29 (@ N.Y. Giants, 12/1/02)  
26-20 (@ Houston, 12/10/06)  
19-16 (vs. Green Bay, 11/2/08)  
27-24 (vs. Miami, 12/20/09)  
44-41 (vs. Detroit, 9/23/12)  
34-28 (@ New Orleans, 11/8/15)  
12-9 (@ Cleveland, 10/22/17)  
26-23 (vs. Philadelphia, 9/30/18)  
42-36 (vs. Houston, 10/18/20)  
30-24 (@ Baltimore, 11/22/20)  
33-30 (@ Seattle, 9/19/21)  
34-31 (@ Indianapolis, 10/31/21)

### GAMES LOST

**Most Consecutive Games Lost**

18 (Oct. 9, 1972-Oct. 28, 1973)

**Most Consecutive Games Without a Victory**

18 (Oct. 9, 1972-Oct. 28, 1973)

**Most Games Lost, Season**

14 (1983, 1994, 2014)

**Most Consecutive Games Lost, Season**

11 (Oct. 9-Dec. 17, 1972)

**Most Consecutive Games Lost, Start of Season**

10 (Sept. 4-Nov. 6, 1983)

**Most Consecutive Games Lost, End of Season**

11 (Oct. 9-Dec. 17, 1972)

**Most Consecutive Games Without Victory, Season**

11 (Oct. 9-Dec. 17, 1972)

**Most Consecutive Games Without Victory, Start of Season**

10 (Sept. 4-Nov. 6, 1983)

**Most Consecutive Games Without Victory, End of Season**

11 (Oct. 9-Dec. 17, 1972)

**Most Consecutive Home Games Lost**

13 (Oct. 9, 1972-Dec. 16, 1973)

**Most Consecutive Home Games Without Victory**

13 (Oct. 9, 1972-Dec. 16, 1973)

**Most Consecutive Road Games Lost**

23 (Sept. 27, 1981-Nov. 4, 1984)

**Most Consecutive Road Games Without Victory**

23 (Sept. 27, 1981-Nov. 4, 1984)

**Most Shutout Games Lost or Tied, Season**

2 (1972, 1985)

### TIE GAMES

**Ties**

31-31 (@ Boston, 10/13/61)  
28-28 (@ N.Y. Jets, 10/15/67)  
31-31 (vs. Cincinnati, 11/9/69)  
20-20 (@ Denver, 11/16/69)  
31-31 (@ San Diego, 10/25/70)  
13-13 (vs. New Orleans, 10/3/71)

**Most Tie Games, Season**

2 (1969)

## TEAM RECORDS: SCORING

### Most Points, Season

513	(1961)
491	(2020)
435	(2003)
424	(1988)

### Fewest Points, Season

136	(1982, nine games)
199	(1967)

### Most Points, Game

58	(vs. Cleveland, 12/9/90)
56	(vs. N.Y. Titans, 10/14/62)
55	(vs. Oakland, 9/9/61)
55	(at Denver, 11/5/61)
49	(vs. San Diego, 12/19/71)
49	(at Oakland, 12/22/63)
49	(vs. N.Y. Titans, 11/19/61)
48	(vs. Cincinnati, 10/14/90)
48	(at N.Y. Titans, 12/10/61)
48	(at Green Bay, 10/11/04)

### Most Points, Both Teams, Game

101	(Oakland 52, Oilers 49, @ Oakland, 12/22/63)
88	(Buffalo 47, Oilers 41, @ Houston, 9/24/89)

### Fewest Points, Game

0	(21 times, last at Denver, 10/13/19)
---	--------------------------------------

### Fewest Points, Both Teams, Game

6	(Oilers 6, Pittsburgh 0, @ Houston, 12/4/80)
---	--

### Most Points, Shutout Victory, Game

55	(Oilers vs. Oakland, 9/9/61)
----	------------------------------

### Fewest Points, Shutout Victory, Game

6	(Oilers vs. Pittsburgh, 12/4/80)
---	----------------------------------

### Largest Margin of Victory, Game

55	(Oilers 55, Oakland 0, @ Houston, 9/9/61)
----	---

### Largest Margin of Defeat, Game

59	(Titans 0 at New England 59, 10/18/09)
54	(Oilers 7 at Cincinnati 61, 12/17/89)

### Smallest Margin of Victory, Game

1	(14 times, last Titans 31, Vikings 30, @ Min., 9/27/20)
---	---

### Smallest Margin of Defeat, Game

1	(22 times, last Titans 19 @ Chargers 20, 10/21/18)
---	--

### Most Points Overcome to Win Game

24	(at Cincinnati, 9/23/79)
23	(at New England, 11/12/78)
21	(at Atlanta, 11/23/03)
21	(vs. N.Y. Giants, 11/26/06)

### Most Points, One Half

45	(vs. Cleveland, 12/9/90)
----	--------------------------

### Most Points, First Quarter

24	(@ Indianapolis, 12/5/04)
21	(vs. Green Bay, 11/13/16)

21	(@ Tampa Bay, 9/13/15)
21	(vs. Houston, 12/19/10)
21	(@ Detroit, 11/27/08)
21	(vs. St. Louis, 10/31/99)

### Most Points, Second Quarter

31	(vs. Cleveland, 12/9/90)
28	(vs. Cincinnati, 11/18/79)

### Most Points, Third Quarter

28	(vs. Jacksonville, 11/24/19)
28	(vs. San Diego, 12/19/71)
28	(vs. Kansas City, 10/24/65)

### Most Points, Fourth Quarter

27	(vs. Philadelphia, 10/24/10)
24	(vs. Denver, 11/26/61)
24	(vs. N.Y. Giants, 11/26/06)
24	(vs. Buffalo, 11/15/09)

### Most Consecutive Games Scoring

160	(Nov. 14, 1999 - Dec. 21, 2008)
155	(Dec. 3, 1989 - Oct. 31, 1999)
121	(1977-85)

## TOUCHDOWNS

### Most Touchdowns, Season

66	(1961)
----	--------

### Fewest Touchdowns, Season

18	(1967)
----	--------

### Most Touchdowns, Game

8	(Oilers vs. N.Y. Titans, 10/14/62; Oilers vs. Clev., 12/9/90)
---	---

### Most Touchdowns, Both Teams, Game

14	(Oilers 7, Oakland 7, @ Oakland, 12/22/63)
----	--

## POINTS AFTER TOUCHDOWN

### Most PATs, Season

65	(1961)
----	--------

### Most PATs, Game

8	(Oilers vs. N.Y. Titans, 10/14/62)
7	(four times, last vs. Cleveland, 12/9/90)

### Most PATs, Both Teams, Game

14	(Oilers 7, Oakland 7, @ Oakland, 12/22/63)
----	--

## TWO-POINT CONVERSIONS

### Most Two-Point Conversions, Season

4	(2020)
4	(1994)

### Most Two-Point Conversions, Opponent, Season

4	(1999)
4	(1998)

### Most Two-Point Conversions, Game

2	(vs. N.Y. Jets, 9/10/06)
1	(34 times, last at N.Y. Jets, 10/3/21)

### Most Two-Point Conversions, Opponent, Game

3	(@ Pittsburgh, 11/1/98)
---	-------------------------

### Most Two-Point Conversion Attempts, Season

7	(2020)
7	(1994)

### Most Two-Point Conversion Attempts, Opp., Season

8	(2020)
6	(1999)

## FIELD GOALS

### Most Field Goals Attempted, Season

42	(2017)
40	(1969)
39	(2007)
38	(1996)
37	(1989)

### Most Field Goals Attempted, Game

8	(at Houston, 10/21/07)
6	(five times, last @ Minnesota, 9/27/20)

### Most Field Goals Attempted, Both Teams, Game

10	(Buffalo 7, @ Oilers 3, 12/5/65)
9	(Tennessee 6, @ New England 3, 10/5/03)
9	(Washington 6, @ Tennessee 3, 11/21/10)
9	(Detroit 4, @ Tennessee 5, 9/23/12)
9	(Tennessee 3, @ Oakland 6, 11/24/13)
9	(Tennessee 3, @ San Francisco 6, 12/17/17)

### Most Field Goals, Season

36	(1998)
35	(2017)
35	(2007)
32	(1996)
29	(1993, 2008, 2011)

### Fewest Field Goals, Season

8	(2019)
8	(1968)

### Most Field Goals, Game

8	(@ Houston, 10/21/07)
6	(@ Minnesota, 9/27/20)
5	(vs. Miami, 9/28/69; @ Philadelphia, 12/3/00)

### Most Field Goals, Both Teams, Game

9	(Tennessee 3, @ San Francisco 6, 12/17/17)
8	(Tennessee 3, @ Buffalo 5, 12/24/06)
8	(Tennessee 8, @ Houston 0, 10/21/07)

## TEAM RECORDS: SCORING

8	(Indianapolis 3, @ Tennessee 5, 10/16/17)
7	(19 times, last Tennessee 6, @ Minnesota 1, 9/27/20)

## TEAM RECORDS: FIRST DOWNS

### Most First Downs, Season

381	(2020)
376	(1990)

### Fewest First Downs, Season

138	(1982, nine games)
199	(1976)

### Most First Downs, Game

34	(vs. Cleveland, 12/9/90)
----	--------------------------

### Fewest First Downs, Game

4	(at Cleveland, 10/21/73)
5	(vs. Jacksonville, 12/17/06)

### Most First Downs, Both Teams, Game

57	(Tennessee 21, Detroit 36, @ Tennessee, 9/23/12, OT)
56	(Tennessee 31, Houston 25, @ Tennessee, 10/18/20, OT)
56	(Tennessee 32, Arizona 24, @ Tennessee, 12/15/13, OT)
56	(Houston 33, Buffalo 23, @ Houston, 9/24/89, OT)
55	(Three times, last Tennessee 28, Detroit 27, @ Tennessee, 12/20/20)

### Most First Downs Rushing, Season

155	(1980)
-----	--------

### Fewest First Downs Rushing, Season

52	(1982, nine games)
62	(1971)

### Most First Downs Rushing, Game

17	(three times, last @ Houston, 1/3/21)
----	---------------------------------------

### Fewest First Downs Rushing, Game

0	(six times, last @ Denver, 10/13/19)
---	--------------------------------------

### Most First Downs Passing, Season

251	(1990)
-----	--------

### Fewest First Downs Passing, Season

81	(1982, nine games)
86	(1967)

### Most First Downs Passing, Game

28	(@ Oakland, 12/19/04)
----	-----------------------

### Fewest First Downs Passing, Game

0	(twice, last @ Buffalo, 11/10/85)
---	-----------------------------------

### Most First Downs By Penalty, Season

37	(2015)
36	(2020)
36	(2019)
36	(2017)
36	(2013)
34	(2021)
32	(2016)

### Fewest First Downs By Penalty, Season

5	(1982, nine games)
10	(1967)

### Most First Downs By Penalty, Game

7	(vs. Indianapolis, 11/12/20)
7	(@ Atlanta, 9/9/90)

## TEAM RECORDS: NET YARDS GAINED

### Most Yards Gained, Season

6,343	(2020)
6,288	(1961)
6,222	(1990)

### Fewest Yards Gained, Season

2,373	(1982, nine games)
3,191	(1972)

### Most Yards Gained, Game

607	(vs. Houston, 10/18/20, overtime)
583	(vs. Dallas, 11/10/91, overtime)

### Fewest Yards Gained, Game

81	(vs. Dallas, 11/24/74)
----	------------------------

## TEAM RECORDS: RUSHING

### Most Rushing Attempts, Season

616	(1979)
605	(1978)

### Fewest Rushing Attempts, Season

225	(1982, nine games)
324	(1965)

### Most Rushing Attempts, Game

56	(vs. San Diego, 9/28/75)
55	(vs. Oakland, 9/9/61)

### Fewest Rushing Attempts, Game

7	(vs. N.Y. Giants, 12/8/85)
9	(vs. Cincinnati, 10/24/76)
10	(@ San Diego, 9/16/12)

### Most Yards Gained Rushing, Season

2,690	(2020)
2,635	(1980)
2,592	(2009)
2,571	(1979)

### Fewest Yards Gained Rushing, Season

799	(1982, nine games)
1,106	(1971)

### Most Yards Gained Rushing, Game

332	(@ Kansas City, 10/19/08)
305	(vs. Jacksonville, 11/1/09)
296	(vs. Kansas City, 11/27/77)
292	(@ Detroit, 11/27/08)

## TEAM RECORDS: RUSHING

**Fewest Yards Gained Rushing, Game**

19 (twice, last vs. San Diego, 12/12/65)

**Highest Average Gain Rushing, Season**

5.2 (2009)  
 5.2 (2020)  
 5.0 (2019)  
 4.7 (2006)  
 4.6 (three times, last in 2016)

**Most Touchdowns Rushing, Season**

26 (2020)  
 26 (1988)

**Fewest Touchdowns Rushing, Season**

5 (1982, nine games)  
 6 (2014)  
 6 (1976)

**Most Touchdowns Rushing, Game**

5 (vs. L.A. Chargers, 9/18/60)

## TEAM RECORDS: PASSING

**Most Passes Attempted, Season**

667 (1991)

**Fewest Passes Attempted, Season**

287 (1982, nine games)  
 333 (1967)

**Most Passes Attempted, Game**

68 (@ Buffalo, 11/1/64 — 37 completed)  
 61 (vs. Oakland, 11/7/65 — 27 completed)  
 61 (@ Oakland, 12/19/04 — 40 completed)

**Fewest Passes Attempted, Game**

6 (vs. Cincinnati, 10/4/81)

**Most Passes Attempted, Both Teams**

98 (Titans 61, Oakland 37, @ Oakland, 12/19/04)  
 97 (Oilers 44, Denver 53, @ Houston, 12/2/62)  
 97 (Titans 42, Detroit 55, @ Tennessee, 9/23/12)

**Most Passes Completed, Season**

411 (1991)

**Fewest Passes Completed, Season**

144 (1967)

**Most Passes Completed, Game**

41 (vs. Dallas, 11/10/91 — overtime)

**Fewest Passes Completed, Game**

1 (vs. Cincinnati, 10/4/81)

**Most Yards Gained Passing, Season**

4,805 (1990)

**Fewest Yards Gained Passing, Season**

1,381 (1967)

**Most Yards Gained Passing, Game**

527 (@ Kansas City, 12/16/90)

**Fewest Yards Gained Passing, Game**

-7 (@ New England, 10/18/09)

**Most Times Sacked, Season**

65 (1994)  
 58 (1985)

**Fewest Times Sacked, Season**

11 (1962)  
 12 (2008)

**Most Times Sacked, Game**

12 (vs. Dallas, 9/29/85)

**Most Times Sacked, Both Teams, Game**

14 (Oilers 12, Dallas 2, @ Houston, 9/29/85)

**Most Touchdowns Passing, Season**

48 (1961)

**Fewest Touchdowns Passing, Season**

9 (2007)

**Most Touchdowns Passing, Game**

7 (twice, last vs. N.Y. Titans, 10/14/62)

**Most Touchdowns Passing, Both Teams, Game**

11 (Oilers 5, Oakland 6, @ Oakland, 12/22/63)

**Most Passes Had Intercepted, Season**

48 (1962)\*

**Fewest Passes Had Intercepted, Season**

7 (2020)  
 8 (2019)  
 9 (2003, 2008)  
 10 (1998)

**Most Passes Had Intercepted, Game**

6 (six times, last @ Cleveland, 11/30/86)

\* Denotes League Record

## TEAM RECORDS: PUNTING

**Most Punts, Season**

100 (1976)  
 96 (1994)  
 93 (1979)

**Fewest Punts, Season**

34 (1990)

**Most Punts, Game**

11 (three times, last @ Pittsburgh, 12/3/95)

**Fewest Punts, Game**

0 (five times, last vs. Cincinnati, 10/27/91)

**Highest Average Distance, Punting, Season**

49.7 (2017)  
 47.4 (2015)  
 47.2 (1998)  
 47.1 (2019)  
 46.8 (2014)  
 46.4 (2018)  
 45.3 (1993)  
 45.2 (1992)

**Highest Average Distance, Punting, Game**

60.5 (vs. Pittsburgh, 10/25/20)  
 59.2 (vs. Buffalo, 12/27/92)

**Highest Net Average, Punting, Season**

44.6 (2017)  
 43.1 (2019)  
 41.7 (2018)  
 40.8 (2014)  
 40.3 (2015)  
 40.1 (2020)  
 39.8 (2021)  
 39.4 (2012)  
 39.4 (2011)



## TEAM RECORDS: PUNT RETURNS & KICKOFF RETURNS

### PUNT RETURNS

**Most Punt Returns, Season**

53 (2000)  
52 (1968)

**Fewest Punt Returns, Season**

15 (1960)

**Most Punt Returns, Game**

10 (vs. Tampa Bay, 9/12/76)

**Most Yards, Punt Returns, Season**

671 (2000)  
620 (1975)

**Fewest Yards, Punt Returns, Season**

104 (1982, 9 games)  
118 (1961)

**Highest Average, Punt Returns, Season**

15.3 (2012)  
15.0 (1977)

**Most Touchdowns, Punt Returns, Season**

3 (1975, 2006 and 2012)

**Most Touchdowns, Punt Returns, Game**

2 (vs. Jacksonville, 12/30/12)  
1 (19 times, last vs. Detroit, 9/23/12)

### KICKOFF RETURNS

**Most Kickoff Returns, Season**

83 (1983)

**Fewest Kickoff Returns, Season**

23 (2018)  
28 (2017)  
30 (2019)  
31 (1993)  
32 (2011)  
33 (2016)  
33 (2015)

**Most Kickoff Returns, Game**

10 (twice, last at Cincinnati, 12/17/89)

**Most Yards, Kickoff Returns, Season**

1,835 (2006)  
1,721 (1981)

**Fewest Yards, Kickoff Returns, Season**

589 (1993)

618 (2017)

629 (2016)

638 (2019)

680 (2015)

737 (2018)

767 (2020)

**Highest Average, Kickoff Returns, Season**

32.0 (2018)\*  
26.1 (2000)  
26.0 (2011)  
25.9 (1962)

**Most Touchdowns, Kickoff Returns, Season**

2 (three times, last in 1983)

**Most Touchdowns, Kickoff Returns, Game**

1 (18 times, last @ Indianapolis, 11/29/20)

## TEAM RECORDS: FUMBLES

**Most Fumbles, Season**

42 (1994)  
41 (1985)

**Fewest Fumbles, Season**

10 (2017)  
14 (1982, nine games)  
15 (2020)  
17 (1962, 1999, 2011 and 2016)

**Most Fumbles, Game**

8 (@ Pittsburgh, 12/9/73)

**Most Fumbles Lost, Season**

25 (1994)

**Fewest Fumbles Lost, Season**

5 (2020)  
6 (2018)  
7 (1967, 2006 and 2016)  
8 (2008, 2011 and 2017)

**Most Fumbles Lost, Game**

5 (twice, last vs. Philadelphia, 12/2/91)

**Most Opponents' Fumbles Recovered, Season**

28 (1977)

**Most Opponents' Fumbles Recovered, Game**

7 (@ Kansas City, 10/12/69)

**Fewest Opponents' Fumbles Recovered, Season**

4 (2014)  
5 (2012)  
6 (2016, 2018, 2021)  
7 (2009)  
8 (five times, last in 2020)

## TEAM RECORDS: BLOCKED KICKS

**Most Blocked Field Goals, Season**

6 (1961)

**Most Blocked Field Goals, Game**

2 (at Indianapolis, 12/1/19)  
2 (at Baltimore, 12/14/97)  
2 (at Cleveland, 9/13/81)  
2 (vs. Denver, 11/26/61)

**Most Blocked Extra Points, Season**

3 (1975)

**Most Blocked Extra Points, Game**

2 (at Cincinnati, 12/23/90)  
2 (vs. Miami, 11/16/75)

**Most Blocked Punts, Season**

3 (1988)

**Most Blocked Punts, Game**

2 (at Pittsburgh, 10/16/88)  
2 (at Philadelphia, 10/2/88)

## TEAM RECORDS: PENALTIES

### Fewest Penalties, Season (any)

52 (1982, nine games)  
58 (1963)

### Fewest Penalties, 16-Game Season

82 (2018)  
84 (1983)

### Most Penalties, Season

148 (1989)

### Fewest Penalties, Game

0 (vs. Jacksonville, 12/24/11)

0 (@ Cincinnati, 10/29/72)  
0 (@ Buffalo, 11/1/64)  
0 (vs. Kansas City, 10/27/63)  
0 (vs. Oakland, 12/9/62)

### Most Penalties, Game

18 (@ Jacksonville, 1/1/06)

### Fewest Yards Penalized, Season (any)

424 (1982, nine games)

### Fewest Yards Penalized, 16-Game Season

727 (2018)

773 (2007)

### Most Yards Penalized, Season

1,150 (twice, last in 1988)

### Most Yards Penalized, Game

212 (vs. Baltimore, 10/10/99)

## TEAM RECORDS: DEFENSE

### SCORING

#### Fewest Points Allowed, Season

191 (2000)  
199 (1967)  
226 (1975)

#### Most Points Allowed, Season

471 (2012)  
460 (1983)  
447 (1973)

#### Fewest Points Allowed, Game

0 (17 times, last vs. Jacksonville, 12/12/21)

#### Most Points Allowed, Game

61 (twice, last @ Cincinnati, 12/17/89)

#### Fewest Touchdowns Allowed, Season

18 (1967)

#### Most Touchdowns Allowed, Season

55 (2012)  
55 (2020)  
53 (1983)

### FIRST DOWNS

#### Fewest First Downs Allowed, Season

183 (1969)

#### Most First Downs Allowed, Season

391 (2020)  
358 (2012)  
357 (2014)  
356 (1985)  
356 (2010)

#### Most First Downs Allowed, Game (since 1991)

39 (@ Denver, 12/8/13)  
36 (vs. Detroit, 9/23/12)  
34 (@ Cincinnati, 12/4/97)  
33 (@ Houston, 10/1/17)

#### Fewest First Downs Allowed, Rushing, Season

62 (2000)

#### Most First Downs Allowed, Rushing, Season

147 (1972)

#### Fewest First Downs Allowed, Passing, Season

89 (1976)

#### Most First Downs Allowed, Passing, Season

247 (2020)  
231 (2017)  
227 (2016)  
214 (2010)  
213 (2019)

#### Fewest First Downs Allowed, Penalty, Season

13 (twice, last in 1969)

#### Most First Downs Allowed, Penalty, Season

48 (1985)

### NET YARDS

#### Fewest Yards Allowed, Season

3,375 (1968)

#### Most Yards Allowed, Season

6,372 (2020)  
6,155 (1985)

#### Fewest Yards Allowed, Game

26 (vs. Denver, 9/3/66)

#### Most Yards Allowed, Game

619 (@ New England, 10/18/09)  
584 (@ Cincinnati, 12/17/89)  
583 (vs. Detroit, OT, 9/23/12)

#### Fewest Total Plays Allowed, Season

610 (1982, nine games)  
840 (1970)

#### Most Total Plays Allowed, Season

1,139 (2010)  
1,099 (2014)  
1,091 (1985)

#### Fewest Total Plays Allowed, Game

36 (vs. Denver, 9/3/66)

#### Most Total Plays Allowed, Game

92 (vs. Detroit, OT, 9/23/12)

91 (@ Philadelphia, 11/19/06)  
91 (@ Denver, 12/8/13)  
87 (@ Cleveland, 10/2/11)  
86 (vs. Washington, 11/21/10)  
85 (three times, last @ Cleveland, 11/30/86, OT)

### RUSHING

#### Fewest Yards Allowed, Rushing, Season

1,027 (1960)

#### Most Yards Allowed, Rushing, Season

2,814 (1985)

#### Fewest Yards Allowed, Rushing, Game

4 (vs. Buffalo, 11/23/97)  
5 (at San Francisco, 12/7/75)  
8 (vs. Jacksonville, 12/12/21)  
8 (at Boston, 11/25/60)

#### Most Yards Allowed, Rushing, Game

398 (@ Dallas Texans, 10/1/61)  
302 (vs. Kansas City, 10/24/65)

#### Fewest Touchdowns Allowed, Rushing, Season

5 (1996 and 2017)

#### Most Touchdowns Allowed, Rushing, Season

27 (1984)

#### Fewest Attempts Allowed, Rushing, Season

298 (1982, nine games)  
356 (2016)  
362 (1962)

#### Most Attempts Allowed, Rushing, Season

596 (1984)

#### Fewest Attempts Allowed, Rushing, Game

8 (vs. Jacksonville, 12/12/21)  
9 (vs. Denver, 12/11/16)  
10 (@ Indianapolis, 12/30/07)  
11 (vs. Miami, 10/1/89)

#### Most Attempts Allowed, Rushing, Game

56 (@ Dallas Texans, 10/1/61)

## TEAM RECORDS: DEFENSE

### PASSING

**Fewest Net Yards Allowed, Passing, Season**  
1,671 (1968)

**Most Net Yards Allowed, Passing, Season**  
4,439 (2020)  
4,307 (2016)  
4,139 (2009)  
4,169 (2021)  
4,084 (2001)

**Fewest Net Yards Allowed, Passing, Game**  
-52 (vs. Cincinnati, 10/31/71)  
-16 (vs. Chicago, 11/6/77)

**Most Net Yards Allowed, Passing, Game**  
442 (vs. Detroit, OT, 9/23/12)  
433 (vs. Kansas City, 11/10/19)  
426 (@ New England, 10/18/09)  
425 (@ Indianapolis, 12/5/04)  
407 (@ Oakland, 12/22/63)  
405 (vs. Buffalo, 10/11/64)

**Fewest Touchdowns Allowed, Passing, Season**  
10 (1967, 2000)

**Most Touchdowns Allowed, Passing, Season**  
36 (2020)  
35 (1966)

**Fewest Attempts Allowed, Passing, Season**  
284 (1982, nine games)  
324 (1972)

**Most Attempts Allowed, Passing, Season**  
635 (2016)  
630 (2020)  
628 (2021)  
625 (2010)  
605 (2017)  
604 (2009)  
598 (2019)  
591 (2011)

**Fewest Attempts Allowed, Passing, Game**  
11 (@ Pittsburgh, 9/11/05)

**Most Attempts Allowed, Passing, Game**  
61 (@ Cleveland, 10/2/11)  
59 (@ Denver, 12/8/13)  
57 (@ Pittsburgh, 12/19/93)

**Fewest Completions Allowed, Season**  
158 (1968)

**Most Completions Allowed, Season**  
423 (2020)  
410 (2010)  
404 (2009)  
395 (2021)  
388 (2016)  
386 (2019)  
374 (2012)  
369 (2011)  
369 (2017)

**Fewest Completions Allowed, Game**  
2 (vs. Denver, 9/3/66)

**Most Completions Allowed, Game**  
43 (vs. Detroit, OT, 9/23/12)  
40 (@ Cleveland, 10/2/11)  
39 (@ Denver, 12/8/13)  
38 (@ New England, 10/18/09)  
37 (@ Indianapolis, 11/3/02)  
36 (six times, last vs. Chicago, 11/8/20)

### SACKS

**Most Sacks, Season**  
55 (2000)  
54 (1999)  
52 (1993)  
51 (1979)

**Fewest Sacks, Season**  
19 (2020)  
21 (1966)

**Most Sacks, Game**  
9 vs. N.Y. Titans, 10/14/62  
9 vs. Cincinnati, 10/31/71  
8 at Arizona, 12/10/17  
8 at Indianapolis, 11/26/17  
8 at San Diego, 10/17/76  
8 at Buffalo, 11/10/85  
8 at Cincinnati, 9/12/82

### INTERCEPTIONS

**Most Interceptions, Season**  
36 (1963)

**Fewest Interceptions, Season**  
3 (1982, nine games)\*  
6 (1972)

**Most Interceptions, Game**  
6 (six times, last vs. Atlanta, 12/5/93)

**Most Interceptions, Both Teams, Game**  
13 (Oilers 5, Denver 8, @ Houston, 12/2/62)

**Most Yards Returning Interceptions, Season**  
676 (1962)

**Most Yards Returning Interceptions, Game**  
245 (@ N.Y. Jets, 10/15/67)

**Most TDs, Returning Interceptions, Season**  
7 (1967)

**Most TDs, Returning Interceptions, Game**  
3 (vs. San Diego, 12/19/71)

### PUNT RETURNS

**Fewest Opponent Punt Returns, Season**  
20 (2020)  
20 (1961)  
22 (2021)  
23 (1990)

**Most Opponent Punt Returns, Season**  
64 (1979)  
60 (twice, last in 1976)

**Fewest Yards Allowed, Punt Returns, Season**  
144 (2005)  
160 (2000)  
171 (2020)  
186 (1990)

**Most Yards Allowed, Punt Returns, Season**  
748 (1979)  
668 (1976)

**Lowest Average Allowed, Punt Returns, Season**  
4.5 (2005)  
5.3 (1969)

**Highest Average Allowed, Punt Returns, Season**  
13.9 (2002)  
13.6 (1961)

**Most Touchdowns Allowed, Punt Returns, Season**  
3 (2002)  
2 (1962, 1965 and 2016)

### KICKOFF RETURNS

**Fewest Opponent Kickoff Returns, Season**  
21 (2016)  
22 (2015)  
25 (2018)  
26 (1982, nine games)  
30 (2011)  
31 (2014)  
32 (1970, 1986, 2017)

**Most Opponent Kickoff Returns, Season**  
81 (2003)  
78 (1995, 1996)  
76 (1999, 2000)  
74 (2002)  
71 (1990, 1997, 2009)

**Fewest Yards Allowed, Kickoff Returns, Season**  
462 (2016)  
564 (1982, nine games)  
599 (2015)  
680 (2011)  
695 (1986)

**Most Yards Allowed, Kickoff Returns, Season**  
1,714 (2009)  
1,675 (1996)  
1,596 (1999)  
1,587 (2000)  
1,528 (1997)

**Lowest Average Allowed, Kickoff Returns, Season**  
15.7 (1992)

**Highest Average Allowed, Kickoff Returns, Season**  
27.8 (2018)

## TEAM RECORDS: DEFENSE

27.6 (2014)  
27.2 (2015)  
26.1 (2012)  
25.0 (2008)  
24.9 (1985, 2001)

**Most Touchdowns Allowed, Kickoff Returns, Season**  
2 (1966, 1999)

### PUNTING

**Most Punts Forced, Season**  
105 (2000)  
96 (1976)

**Fewest Punts Forced, Season**  
38 (1982, 9 games)  
45 (2020)

56 (1964, 1989)

**Most Punts Forced, Game**

11 (five times, last vs. Pittsburgh, 11/6/94)

**Fewest Punts Forced, Game**

0 5 times (11/12/78 at New England; 11/5/95 at Cleveland; 12/5/04 at Indianapolis; 9/26/10 at N.Y. Giants; 12/27/20 at Green Bay)

**Lowest Punting Average Allowed (Gross), Season**

37.1 (1960)

\* Denotes League Record

## ALL-TIME TWO-POINT CONVERSIONS

### TITANS

<b>1994 Oilers: 4-7</b>	<b>Run 0-0, Pass 4-7</b>	<b>10/21/01 vs. Det</b>	Steve McNair to Drew Bennett	Good
<b>9/4/94 vs. Ind</b>	Bucky Richardson to Reggie Brown	<b>12/16/01 vs. GB</b>	Steve McNair to Kevin Dyson	NG
	Bucky Richardson to Haywood Jeffries		Steve McNair to Derrick Mason	Good
<b>10/13/94 vs. Cle</b>	Billy Joe Tolliver to Haywood Jeffries	<b>2002 Titans: 2-6</b>	<b>Pass 0-2, Run 2-4</b>	
<b>12/11/94 vs. Sea</b>	Billy Joe Tolliver to Haywood Jeffries	<b>9/8/02 vs. Phi</b>	Steve McNair run	NG
	Billy Joe Tolliver to Todd McNair		Eddie George run	Good
<b>12/18/94 vs. KC</b>	Billy Joe Tolliver to Webster Slaughter	<b>9/29/02 vs. Oak</b>	Steve McNair to Derrick Mason	NG
<b>12/24/94 vs. NYJ</b>	Bucky Richardson to Haywood Jeffries		Steve McNair to Frank Wycheck	NG
			Eddie George Run	NG
<b>1995 Oilers: 2-5</b>	<b>Run 2-3, Pass 0-2</b>	<b>12/1/02 vs. NYG</b>	Steve McNair run	Good
<b>10/8/95 vs. Min</b>	Rodney Thomas run	<b>2003 Titans: 3-4</b>	<b>Pass 1-2, Run 2-2</b>	
<b>10/22/95 vs. Chi</b>	Chris Chandler run	<b>10/5/03 vs. NE</b>	Steve McNair to Tyrone Calico	Good
<b>11/12/95 vs. Cin</b>	Will Furrer to Haywood Jeffries	<b>12/7/03 vs. Ind</b>	Steve McNair Run	Good
<b>11/19/95 vs. KC</b>	Rich Camarillo to Bruce Matthews		Steve McNair to Derrick Mason	NG
<b>12/24/95 vs. Buf</b>	Rodney Thomas run	<b>12/14/03 vs. Buf</b>	Robert Holcombe run	Good
<b>1996 Oilers: 0-0</b>	<b>No Attempts</b>	<b>2004 Titans: 1-2</b>	<b>Pass 0-1, Run 1-1</b>	
None		<b>9/26/04 vs. Jax</b>	Steve McNair to Derrick Mason	NG
<b>1997 Oilers: 2-4</b>	<b>Run 1-3, Pass 1-1</b>	<b>11/21/04 vs. Jax</b>	Steve McNair run	Good
<b>8/31/97 vs. Oak</b>	Eddie George Run	<b>2005 Titans: 0-1</b>	<b>Pass 0-1, Run 0-0</b>	
<b>9/28/97 vs. Pitt</b>	Steve McNair to Frank Wycheck	<b>10/30/05 vs. Oak</b>	Steve McNair to Chris Brown	NG
<b>11/16/97 vs. Jax</b>	Rodney Thomas run	<b>2006 Titans: 3-3</b>	<b>Run 2-2, Pass 1-1</b>	
<b>12/14/97 vs. Bal</b>	Steve McNair run	<b>9/10/06 vs. NYJ</b>	Travis Henry run	Good
			Kerry Collins pass to Drew Bennett	Good
<b>1998 Oilers: 1-4</b>	<b>Pass 0-0, Run 1-4</b>	<b>10/1/06 vs. Dal</b>	Vince Young run	Good
<b>9/27/98 vs. Jax</b>	Eddie George run	<b>2007 Titans: 0-0</b>	<b>No Attempts</b>	
<b>10/11/98 vs. Bal</b>	Eddie George run	None		
<b>11/29/98 vs. Sea</b>	Eddie George run	<b>2008 Titans: 1-1</b>	<b>Run 0-0, Pass 1-1</b>	
<b>12/20/98 vs. GB</b>	Eddie George run	<b>10/27/08 vs. Ind</b>	Kerry Collins pass to Ahmard Hall	Good
		<b>2009 Titans: 1-2</b>	<b>Run 1-1, Pass 0-1</b>	
<b>1999 Titans: 1-3</b>	<b>Pass 1-1, Run 0-2</b>	<b>10/4/09 at Jax</b>	Kerry Collins pass to Nate Washington	NG
<b>10/3/99 vs. SF</b>	Eddie George run		Chris Johnson run	Good
<b>11/28/99 vs. Cle</b>	Frank Wycheck run			
<b>12/5/99 vs. Bal</b>	Steve McNair to Jackie Harris			
<b>2000 Titans: 0-0</b>	<b>No Attempts</b>			
None				
<b>2001 Titans: 3-4</b>	<b>Pass 3-4, Run 0-0</b>			
<b>10/14/01 vs. TB</b>	Steve McNair to Kevin Dyson			



## ALL-TIME TWO-POINT CONVERSIONS

### TITANS

**2010 Titans: 1-2** **Run 0-0, Pass 1-2**  
 9/19/10 vs. Pit Kerry Collins pass to Kenny Britt Good  
 10/31/10 at SD Vince Young pass incomplete to Chris Johnson NG

**2011 Titans: 0-0** **No Attempts**  
 None

**2012 Titans: 1-1** **Run 0-0, Pass 1-1**  
 11/4/12 vs. Chi Matt Hasselbeck pass to Kenny Britt Good

**2013 Titans: 0-0** **No Attempts**  
 None

**2014 Titans: 0-1** **Run 0-1, Pass 0-0**  
 10/26/14 vs. Hou Leon Washington run NG

**2015 Titans: 3-5** **Run 0-1, Pass 3-4**  
 9/27/15 vs. Ind Jalston Fowler run NG  
 11/8/15 at NO Marcus Mariota pass to Delanie Walker Good  
 11/29/15 vs. Oak Marcus Mariota pass to Dorial Green-Beckham Good  
 12/13/15 at N.Y. Jets Marcus Mariota pass to Dexter McCluster Good  
 12/27/15 vs. Hou Zach Mettenberger pass to Anthony Fasano NG

**2016 Titans: 0-5** **Run 0-0, Pass 0-5**  
 9/11/16 vs. Min Marcus Mariota pass to DeMarco Murray NG  
 9/18/16 at Det Marcus Mariota sacked NG  
 10/23/16 vs. Ind Aborted play, Brett Kern pass to Ryan Succop NG  
 11/13/16 vs. GB Marcus Mariota pass to Rishard Matthews NG  
 12/18/16 at KC Marcus Mariota pass incomplete NG

**2017 Titans: 0-0** **Run 0-0, Pass 0-0**  
 None

**2018 Titans: 0-1** **Run 0-0, Pass 0-1**  
 10/21/18 at LAC Marcus Mariota pass to Taywan Taylor NG

**2019 Titans: 1-2** **Run 1-1, Pass 0-1**  
 11/3/19 at Car Ryan Tannehill pass to Adam Humphries NG  
 11/10/19 vs. KC Ryan Tannehill run Good

**2020 Titans: 4-7** **Run 3-4, Pass 1-3**  
 9/27/20 at Min Ryan Tannehill pass to Jonnu Smith NG  
 10/18/20 vs. Hou Ryan Tannehill pass to Nick Westbrook-Ikhine Good  
 11/1/20 at Cin Brett Kern pass intercepted by Josh Byner NG  
 11/22/20 at Bal Ryan Tannehill run Good  
 12/6/20 vs. Cle Derrick Henry run NG  
 12/6/20 at Cle Ryan Tannehill run Good  
 12/20/20 vs. Det Derrick Henry run Good

**2021 Titans: 2-2** **Run 1-1, Pass 1-1**  
 9/26/21 vs. Ind Derrick Henry run Good  
 10/3/21 at NYJ Ryan Tannehill pass to MyCole Pruitt Good

**Titans Overall Two-Point Statistics: 36-72 (50.0%)**

### OPPONENTS

**1994 Opponents: 2-2** **Run 2-2, Pass 0-0**  
 10/13/94 vs. Cle Tom Tupa Run Good  
 12/4/94 vs. Ari Ronald Moore Run Good

**1995 Opponents: 0-2** **Run 0-0, Pass 0-2**  
 11/26/95 vs. Den John Elway to Shannon Sharpe NG  
 12/17/95 vs. NYJ Boomer Esiason to Fred Baxter NG

**1996 Opponents: 1-3** **Run 1-1, Pass 0-2**  
 9/15/96 vs. Bal Vinny Testaverde pass NG  
 11/10/96 at NO Michael Haynes run Good  
 10/13/96 at Atl Bobby Hebert pass to Roell Preston NG

**1997 Opponents: 0-1** **Run 0-0, Pass 0-1**  
 10/5/97 vs. Sea Rick Tuten (kicking form.) bad snap, inc. pass NG

**1998 Opponents: 4-5** **Run 0-0, Pass 4-5**  
 11/1/98 vs. Pit Kordell Stewart to Charles Johnson Good  
 Mike Tomczak to Charles Johnson Good  
 Mike Tomczak to Will Blackwell Good  
 11/8/98 vs. TB Trent Dilfer to Bert Emanuel NG  
 12/26/98 vs. Min Randall Cunningham to Randy Moss Good

**1999 Opponents: 4-6** **Run 0-1, Pass 4-5**  
 9/12/99 vs. Cin Jeff Blake to Willie Jackson Good  
 Ki-Jana Carter run NG  
 Jeff Blake to Brian Milne Good  
 9/19/99 vs. Cle Tim Couch Pass incomplete NG  
 10/17/99 vs. NO B.J. Tolliver to Brett Bech Good  
 1/2/00 vs. Pit Mike Tomczak to Hines Ward Good

**2000 Opponents: 0-0** **No Attempts**  
 None

**2001 Opponents: 1-2** **Run 1-1, Pass 0-1**  
 10/7/01 vs. Bal Elvis Grbac to Brandon Stokley NG  
 12/2/01 vs. Cle Jamel White run Good

**2002 Opponents: 3-4** **Run 0-0, Pass 3-4**  
 11/3/02 vs. Ind Peyton Manning to Marvin Harrison Good  
 11/17/02 vs. Pit Kordell Stewart to Dan Kreider Good  
 Antwaan Randle El to Hines Ward Good  
 12/1/02 vs. NYG Kerry Collins to Jeremy Shockey NG

**2003 Opponents: 0-1** **Run 0-0, Pass 0-1**  
 12/14/03 vs. Buf Drew Bledsoe to Bernard Shaw NG

**2004 Opponents: 1-2** **Run 0-0, Pass 1-2**  
 9/26/04 vs. Jax Byron Leftwich to Reggie Williams Good  
 1/2/05 vs. Det Joey Harrington to Roy Williams NG

**2005 Opponents: 2-2** **Run 0-0, Pass 2-2**  
 10/11/05 vs. Hou David Carr to Corey Bradford Good  
 11/27/05 vs. SF Ken Dorsey to Terry Jackson Good

**2006 Opponents: 1-2** **Run 0-0, Pass 1-2**  
 10/22/06 at Was Mark Brunell to Santana Moss Good  
 10/29/06 vs. Hou Sage Rosenfels to Andre Johnson NG

**2007 Opponents: 1-1** **Run 0-0, Pass 1-1**  
 10/21/07 at Hou Sage Rosenfels to Andre Davis Good

## ALL-TIME TWO-POINT CONVERSIONS

### OPPONENTS

<b>2008 Opponents: 0-1</b>	<b>Run 0-1, Pass 0-0</b>	<b>2018 Opponents: 0-0</b>	<b>No Attempts</b>
9/21/08 vs. Hou	Aborted kick, Matt Turk run NG	None	
<b>2009 Opponents: 1-1</b>	<b>Run 1-1, Pass 0-0</b>	<b>2019 Opponents: 2-4</b>	<b>Run 0-0, Pass 2-4</b>
9/20/09 vs. Mia	Ricky Williams run Good	10/27/19 vs. TB	Jameis Winston pass incomplete NG
<b>2010 Opponents: 0-2</b>	<b>Run 0-2, Pass 0-0</b>	10/27/19 vs. TB	Jameis Winston pass to Chris Godwin Good
10/31/10 at SD	Aborted kick, Kris Brown run NG	11/24/19 vs. Jax	Nick Foles pass to DJ Chark Good
11/14/10 at Mia	Ronnie Brown run NG	11/24/19 vs. Jax	Nick Foles pass incomplete NG
<b>2011 Opponents: 0-2</b>	<b>Run 0-2, Pass 0-0</b>	<b>2020 Opponents: 1-8</b>	<b>Run 0-2, Pass 1-6</b>
12/11/11 vs. NO	Pierre Thomas run NG	9/27/20 at Min	Kirk Cousins pass to Adam Thielen NG
1/1/12 at Hou	Snap over Jake Delhomme's head, rec. by Ten. NG	10/13/20 vs. Buf	Josh Allen pass to Cole Beasley NG
<b>2012 Opponents: 1-2</b>	<b>Run 0-0, Pass 1-2</b>	10/18/20 vs. Hou	Deshaun Watson pass to Randall Cobb NG
9/23/12 vs. Det	Matthew Stafford pass to Nate Burleson Good	11/22/20 at Bal	Lamar Jackson pass to J.K. Dobbins Good
12/30/12 vs. Jax	Chad Henne pass incomplete NG	11/29/20 at Ind	Jacoby Brissett run NG
<b>2013 Opponents: 1-1</b>	<b>Run 1-1, Pass 0-0</b>	11/29/20 at Ind	Philip Rivers pass to Zach Pascal NG
9/15/13 at Hou	Arian Foster run Good	12/27/20 at GB	Aaron Jones run NG
<b>2014 Opponents: 0-1</b>	<b>Run 0-0, Pass 0-0</b>	1/3/21 at Hou	Deshaun Watson pass to Chad Hansen NG
12/14/14 vs. NYJ	Geno Smith pass incomplete NG	<b>2021 Opponents: 2-4</b>	<b>Run 0-0, Pass 2-4</b>
<b>2015 Opponents: 0-1</b>	<b>Run 0-0, Pass 0-1</b>	10/10/21 at Jax	Trevor Lawrence pass to Jamal Agnew NG
12/6/15 vs. Jax	Blake Bortles pass incomplete NG	10/18/21 vs Buf	Dawson Knox pass to Josh Allen Good
<b>2016 Opponents: 1-3</b>	<b>Run 1-2, Pass 0-1</b>	11/14/21 vs NO	Trevor Siemian pass to Mark Ingram II NG
10/16/16 vs. Cle	Cody Kessler pass incomplete NG	1/9/22 at Hou	Davis Mills pass to Danny Amendola Good
10/27/16 vs. Jax	Blake Bortles run Good	<b>Opponents Overall Statistics: 29-65 (44.6%)</b>	
11/13/16 vs. GB	James Starks run NG		
<b>2017 Opponents: 0-2</b>	<b>Run 0-0, Pass 0-2</b>		
9/17/17 at Jax	Blake Bortles pass incomplete NG		
9/24/17 vs. Sea	Russell Wilson pass incomplete NG		

## ALL-TIME SHUTOUTS

### ALL-TIME DEFENSIVE SHUTOUTS

Date	Opponent	Score
9/9/61	Oakland	55-0
9/10/66	Oakland	31-0
10/16/66	New York	24-0
10/13/68	at Boston	16-0
9/21/75	at New England	7-0
9/12/76	Tampa Bay	20-0
9/18/77	NY Jets	20-0
11/6/77	Chicago	47-0
12/4/80	Pittsburgh	6-0
10/22/89	Pittsburgh	27-0
9/27/92	San Diego	27-0
9/12/93	Kansas City	30-0
1/2/94	NY Jets	24-0
12/17/00	at Cleveland	24-0
12/25/00	Dallas	31-0
12/16/18	at NY Giants	17-0
12/12/21	Jacksonville	20-0

### ALL-TIME OPPONENT SHUTOUTS

Date	Opponent	Score
12/4/60	at Dallas	0-24
12/1/63	at San Diego	0-27
10/12/69	at Kansas City	0-24
11/2/69	at Boston	0-24
11/1/70	at St. Louis	0-44
9/19/71	at Cleveland	0-31
10/9/72	Oakland	0-34
11/5/72	at Cleveland	0-20
11/25/73	New England	0-32
11/24/74	Dallas	0-10
12/11/76	Pittsburgh	0-21
9/22/85	at Pittsburgh	0-20
11/10/85	at Buffalo	0-20
12/7/86	at San Diego	0-27
11/26/89	at Kansas City	0-34
11/7/99	at Miami	0-17
12/28/08	at Indianapolis	0-23
10/18/09	at New England	0-59
11/28/10	at Houston	0-20
10/14/18	Baltimore	0-21
10/13/19	at Denver	0-16

## GAME-WINNING FIELD GOALS

The franchise has totaled 53 game-winning field goals since 1960, including three playoff game winners. **Rob Bironas** leads the franchise with 11 game-winning field goals, followed by the 10 by former Oiler/Titan **Al Del Greco** (1991-00). Bironas' 60-yard field goal vs. Indianapolis (12/3/06) ranks as the longest game-winning field goal in franchise history. A game-winning field goal is defined as one that was the final score of the game and gave the kicker's team the lead at any time in the fourth quarter or overtime.

Date	Opp.	Kicker	Length	Final Score	Date	Opp.	Kicker	Length	Final Score
10/24/65	Kansas City	Spikes	15	38-36	10/15/06	at Washington	Bironas	30	25-22
10/31/65	at Buffalo	Blanda	8	19-17	11/26/06	N.Y. Giants	Bironas	49	24-21
10/26/69	Denver	Gerela	22	24-21	12/3/06	Indianapolis	Bironas	60	20-17
12/1/74	at Pittsburgh	Butler	34	13-10	12/24/06	at Buffalo	Bironas	30	30-29
9/17/78	San Francisco	Fritsch	19	20-19	10/21/07	at Houston	Bironas	29	38-36
10/1/78	at Cleveland	Fritsch	19	16-13	11/2/08	Green Bay	Bironas	41	19-16*
9/23/79	at Cincinnati	Fritsch	29	30-27*	11/23/09	at Houston	Bironas	53	20-17
10/28/79	N.Y. Jets	Fritsch	35	27-24*	12/20/09	Miami	Bironas	46	27-24*
9/28/80	at Cincinnati	Fritsch	29	13-10	9/23/12	Detroit	Bironas	26	44-41*
12/2/84	Pittsburgh	Cooper	30	23-20*	10/11/12	Pittsburgh	Bironas	40	26-23
11/3/85	Kansas City	Zendejas	38	23-20	12/18/16	at Kansas City	Succop	53	19-17
11/24/85	San Diego	Zendejas	51	37-35	10/22/17	at Cleveland	Succop	47	12-9*
<b>1/3/88</b>	<b>Seattle</b>	<b>Zendejas</b>	<b>42</b>	<b>23-20*</b>	9/16/18	Houston	Succop	31	20-17
9/4/88	at Indianapolis	Zendejas	35	17-14*	9/23/18	at Jacksonville	Succop	28	9-6
11/13/89	Cincinnati	Zendejas	28	26-24	9/14/20	at Denver	Gostkowski	25	16-14
11/10/91	Dallas	Del Greco	23	26-23*	9/20/20	Jacksonville	Gostkowski	49	33-30
9/20/92	Kansas City	Del Greco	39	23-20*	9/27/20	at Minnesota	Gostkowski	55	31-30
12/12/93	Cleveland	Del Greco	25	19-17	1/3/21	at Houston	Sloman	37	41-38
10/6/96	at Cincinnati	Del Greco	49	30-27*	9/19/21	at Seattle	Bullock	36	33-30*
8/31/97	Oakland	Del Greco	33	24-21*	10/31/21	at Indianapolis	Bullock	44	34-31*
12/13/98	at Jacksonville	Del Greco	41	16-13	12/23/21	San Francisco	Bullock	44	20-17
9/12/99	Cincinnati	Del Greco	33	36-35					
9/10/00	Kansas City	Del Greco	36	17-14*					
11/5/00	Pittsburgh	Del Greco	29	9-7					
12/3/00	at Philadelphia	Del Greco	50	15-13					
10/14/01	Tampa Bay	Nedney	49	31-28*					
10/21/01	at Detroit	Nedney	46	27-24					
12/22/01	at Oakland	Nedney	21	13-10					
12/01/02	at N.Y. Giants	Nedney	38	32-29*					
<b>1/11/03</b>	<b>Pittsburgh</b>	<b>Nedney</b>	<b>26</b>	<b>34-31*</b>					
<b>1/3/04</b>	<b>at Baltimore</b>	<b>Anderson</b>	<b>46</b>	<b>20-17</b>					
12/11/05	Houston	Bironas	21	13-10					

\*Overtime games  
Playoff games in **bold**

## ALL-TIME RETURN TOUCHDOWNS

### INTERCEPTION RETURN TOUCHDOWNS

Yards	Player	Date	Opp	Result	Yards	Player	Date	Opp	Result
99	Cortland Finnegan	9/21/2008	Hou	W, 31-12	51	Ken Houston	10/5/1969	Buf	W, 28-14
98	Darryll Lewis	10/22/1995	@ Chi	L, 32-35	51	Miller Farr	10/15/1967	@ NYJ	T, 28-28
97	Jordan Babineaux	10/2/2011	@ Cle	W, 31-13	51	Zeke Moore	10/20/1969	@ NYJ	L, 17-26
95	Willie Alexander	9/25/1977	@ GB	W, 16-10	49	Eddie Robinson	11/12/1995	Cin	L, 25-32
95	Pete Jaquess	9/19/1964	Oak	W, 42-28	49	Colin McCarthy	11/11/2012	@ Mia	W, 37-3
90	Mark Johnston	10/27/1963	KC	W, 28-7	48	Ken Houston	10/31/1971	Cin	W, 10-6
87	Perry Phenix	11/12/2000	Bal	L, 23-24	47	Darryll Lewis	9/19/1993	@ SD	L, 17-18
83	Michael Griffin	12/21/2008	Pit	W, 31-14	47	Darryll Lewis	11/2/1997	Jax	L, 24-30
83	Adam Jones	12/17/2006	Jax	W, 24-17	45	Benny Nelson	9/19/1964	Oak	W, 42-28
81	Samari Rolle	10/30/2000	@ Was	W, 27-21	45	Vincent Fuller	12/13/2009	STL	W, 47-7
79	Zach Brown	12/30/2012	Jax	W, 38-20	44	Steve Brown	9/4/1988	@ Ind	W, 17-14
76	Vincent Fuller	10/7/2007	Atl	W, 20-13	43	Ken Houston	10/15/1967	@ NYJ	T, 28-28
75	Vernon Perry	1/6/1980	@ Pit *	L, 13-27	42	Donald Mitchell	10/17/1999	@ NO	W, 24-21
73	Eugene Seale	10/4/1987	@ Den	W, 40-10	41	Cortland Finnegan	10/24/2010	Phi	W, 37-19
66	Ken Houston	9/14/1968	@ Mia	W, 24-10	40	Will Witherspoon	12/9/2012	@ Ind	L, 23-27
62	Blaine Bishop	11/5/1995	@ Cle	W, 37-10	40	Larry Carwell	11/17/1968	Den	W, 38-17
62	Miller Farr	11/26/1967	NE	W, 27-6	40	Miller Farr	12/7/1968	Buf	W, 35-6
61	Chris Hope	12/17/2006	Jax	W, 24-17	39	Denard Walker	10/26/1997	@ Ari	W, 41-14
61	Vincent Fuller	9/24/2007	@ NO	W, 31-14	39	Cortland Finnegan	11/8/2009	@ SF	W, 34-27
60	Rocky Boiman	9/28/2003	@ Pit	W, 30-13	39	Miller Farr	10/1/1967	Den	W, 10-6
58	Bubba McDowell	1/3/1993	@ Buf *	L, 38-41	38	Malcolm Butler	9/8/2019	@ Cle	W, 43-13
56	Malcolm Butler	12/22/2018	Was	W, 25-16	38	Bo Orlando	12/19/1993	@ Pit	W, 26-17
52	Lamar Lathon	9/8/1991	@ Cin	W, 30-7	37	Lamont Thompson	9/11/2004	@ Mia	W, 17-7
52	Miller Farr	12/7/1968	Buf	W, 35-6	36	Cris Dishman	12/4/1994	Ari	L, 12-30
52	Reynaldo Hill	10/30/2005	Oak	L, 25-34	36	Darryll Lewis	9/29/1996	@ Pit	L, 16-30
51	Andre Dyson	10/12/2003	Hou	W, 38-17	36	Domingo Bryant	12/18/1988	@ Cle	L, 23-28
					35	Ken Houston	12/19/1971	SD	W, 49-33
					34	J.C. Wilson	9/30/1979	Cle	W, 31-10

## ALL-TIME RETURN TOUCHDOWNS

Yards	Player	Date	Opp	Result
33	Darryll Lewis	10/20/1991	@ Mia	W, 17-13
32	Peter Sirmon	12/22/2002	@ Jax	W, 28-10
31	Roderick Hood	11/15/2009	Buf	W, 41-17
31	Gene Babb	11/11/1962	@ Oak	W, 28-20
30	Zach Brown	12/30/2012	Jax	W, 38-20
30	Richard Johnson	10/14/1990	Cin	W, 48-17
30	Ken Houston	12/23/1967	@ Mia	W, 41-10
29	Ken Houston	12/19/1971	SD	W, 49-33
28	Don Floyd	12/2/1962	Den	W, 34-17
27	Lonnie Marts	11/1/1998	@ Pit	W, 41-31
26	Coty Sensabaugh	9/13/2015	@ TB	W, 42-14
26	Vincent Fuller	11/15/2009	Buf	W, 41-17
26	Bubba McDowell	12/7/1992	Chi	W, 24-7
25	Bob Atkins	12/19/1971	SD	W, 49-33
24	<b>Kevin Byard</b>	11/7/2021	@LAR	W, 28-16
24	Randall Godfrey	10/22/2000	@ Bal	W, 14-6
24	Rich Coady	12/16/2002	NE	W, 24-7
23	Jim Norton	10/22/1967	@ KC	W, 24-19
23	Marqueston Huff	12/7/2014	NYG	L, 7-36
23	Alterraun Verner	9/15/2013	@ Hou	L, 24-30
22	Ken Houston	12/15/1968	NE	W, 45-17
22	Zeke Moore	11/3/1974	@ NYJ	W, 27-22
22	Steve Jackson	10/17/1993	@ NE	W, 28-14
22	Jayon Brown	12/30/2018	Ind	L, 17-33
21	Brad Kassell	9/18/2005	Bal	W, 25-10
20	Chuck Cecil	10/8/1995	@ Min	L, 17-23
17	Ken Houston	12/12/1971	@ Buf	W, 20-14
17	Johnny Baker	9/27/1964	@ Den	W, 38-17
16	Andre Dyson	9/22/2002	Cle	L, 28-31
15	Fred Glick	9/14/1963	Den	W, 20-14
15	Dave Ball	11/27/2008	@ Det	W, 47-10
11	Andre Dyson	11/9/2003	Mia	W, 31-7
9	Logan Ryan	1/4/20	@ NE*	W, 20-14
8	Keith Bulluck	12/25/2000	Dal	W, 31-0
2	<b>Elijah Molden</b>	10/31/2021	@ Ind	W, 34-31
1	Joe Bowden	11/8/1998	@ TB	W, 31-22

\* Postseason

## FUMBLE RETURN TOUCHDOWNS

Yards	Player	Date	Opp	Result
96	C.L. Whittington	10/3/1976	@ NO	W, 31-26
93	Robert Lyles	10/19/1986	@ Cin	L, 28-31
92	Cortland Finnegan	12/17/2006	Jax	W, 24-17
83	Denard Walker	1/2/2000	@ Pit	W, 47-36
80	Marcus Robertson	9/5/1993	@ NO	L, 21-33
77	Jason McCourty	10/13/2013	@ Sea	L, 13-20
72	Alterraun Verner	9/23/2012	Det	W, 44-41
72	Terry Kinard	12/9/1990	Cle	W, 58-14
70	Al Smith	12/8/1991	Pit	W, 31-6
68	Ken Houston	9/26/1971	KC	L, 16-20
66	Zeke Moore	11/13/1977	@ Oak	L, 29-34
63	Desmond King II	11/8/2020	Chi	W, 24-17
62	Jason McCourty	11/30/2014	@ Hou	L, 21-45
61	Keith Bulluck	11/3/2002	@ Ind	W, 23-15
61	Samari Rolle	12/21/2003	@ Hou	W, 27-24
58	Cris Dishman	9/12/1993	KC	W, 30-0
55	Robert Lyles	12/6/1987	SD	W, 33-18
53	Rashaan Evans	11/10/2019	KC	W, 35-32
48	Willie Germany	9/21/1975	@ NE	W, 7-0
46	Jayon Brown	12/8/2019	@ Oak	W, 42-21
43	John Corker	12/14/1980	@ GB	W, 22-3
42	Marcus Robertson	11/27/1997	@ Dal	W, 27-14
41	Johnny Peacock	12/20/1970	@ Dal	L, 10-52
40	Tony Brown	10/29/2006	Hou	W, 28-22
39	Keith Bulluck	1/2/2005	Det	W, 24-19
38	Curley Culp	9/28/1975	SD	W, 33-17
38	Elvin Bethea	10/27/1974	@ Cin	W, 34-21
38	Tom Domres	11/16/1969	@ Den	T, 20-20
34	Gregg Bingham	11/6/1977	Chi	W, 47-0

Yards	Player	Date	Opp	Result
32	Keith Bulluck	10/19/2003	@ Car	W, 37-17
30	<b>Kevin Byard</b>	10/10/2021	@ Jax	W, 37-19
30	Kevin Ford	12/25/2000	Dal	W, 31-0
27	Marcus Robertson	11/23/1997	Buf	W, 31-14
27	Antwan Odom	11/20/2005	Jax	L, 28-31
27	Johnny Peacock	12/6/1969	NYJ	L, 26-34
25	Antwan Odom	9/25/2005	@ STL	L, 27-31
25	Keith Bostic	11/25/1984	@ Cle	L, 10-27
20	Jesse Baker	10/14/1979	@ Bal	W, 28-16
19	Garland Boyette	11/28/1971	Cle	L, 24-37
19	Cris Dishman	10/6/1991	Den	W, 42-14
19	Mike Dumas	9/1/1991	Oak	W, 47-17
16	Keith Bulluck	11/19/2006	@ Phi	W, 31-13
15	Johnny Meads	9/6/1992	Pit	L, 24-29
14	Jevon Kearse	1/2/2000	@ Pit	W, 47-36
14	Bobby Myers	9/9/2001	Mia	L, 23-31
12	Doug Cline	11/12/1961	NE	W, 27-15
12	Joe Bowden	10/18/1998	Cin	W, 44-14
10	William Fuller	11/26/1992	@ Det	W, 24-21
8#	Mike Munchak	9/14/1986	Cle	L, 20-23
8	Ray Childress	11/1/1992	@ Pit	L, 20-21
7	Doug Cline	9/10/1966	Oak	W, 31-0
5	Greg Stemrick	10/9/1977	Pit	W, 27-10
4	Wesley Woodyard	12/24/2017	LAR	L, 23-27
3#	MyCole Pruitt	12/6/2020	Cle	L, 35-41
3	Wesley Woodyard	12/6/2015	Jax	W, 42-39
0#	Anthony Firkser	11/21/2021	Hou	L, 13-22
0	DaQuan Jones	1/1/2017	Hou	W, 24-17
0	Karl Klug	9/29/2013	NYJ	W, 38-13
0#	Erron Kinney	12/28/2003	TB	W, 33-13
0	Michael Roan	11/15/1998	Pit	W, 23-14
0	Ray Childress	12/5/1993	Atl	W, 33-17
0	Jeff Donaldson	9/21/1986	@ KC	L, 13-27
0	Mike Reinfeldt	9/19/1982	Sea	W, 23-21
0	Doug Cline	11/26/1961	Den	W, 45-14

# Own fumble recovery (all others opponent fumble recoveries)

## PUNT RETURN TOUCHDOWNS

Yards	Player	Date	Opp	Result
90	Adam Jones	11/19/2006	@ Phi	W, 31-13
87	Billy Johnson	10/16/1977	Cle	L, 23-24
87	Marc Mariani	11/21/2010	Was	L, 16-19
83	Billy Johnson	11/16/1975	Mia	W, 20-19
82	Bobby Jancik	12/20/1964	Den	W, 34-15
81	Adam Jones	12/31/2006	NE	L, 23-40
81	Darius Reynaud	12/30/2012	Jax	W, 38-20
79	Marc Mariani	11/13/2011	@ Car	W, 30-3
78	Ernest Givins	12/11/1994	Sea	L, 14-16
72	Billy Johnson	12/11/1977	@ Cle	W, 19-15
69	Darius Reynaud	12/30/2012	Jax	W, 38-20
69	Ronnie Coleman	10/24/1976	Cin	L, 7-27
69	Derrick Mason	10/30/2000	@ Was	W, 27-21
65	Tommie Campbell	9/23/2012	Det	W, 44-41
65	Derrick Mason	11/28/1999	@ Cle	W, 33-21
63	Billy Johnson	10/5/1975	Cin	L, 19-21
58	Justin McCareins	11/23/2003	@ Atl	W, 38-31
53	Adam Jones	10/29/2006	Hou	W, 28-22
52	Billy Johnson	10/26/1975	Det	W, 24-8
52	Adam Jones	12/11/2005	Hou	W, 13-10
23	Don Floyd	12/13/1964	NYJ	W, 33-17

## KICKOFF RETURN TOUCHDOWNS

Yards	Player	Date	Opp	Result
105	Darius Reynaud	9/23/2012	Det	W, 44-41
104	Ken Hall	10/23/1960	@ NYJ	W, 42-28
103	Bob Gresham	9/23/1973	@ Cin	L, 10-24
101	Derrick Mason	11/18/2001	@ Cin	W, 20-7



## ALL-TIME RETURN TOUCHDOWNS

Yards	Player	Date	Opp	Result
98	Marc Mariani	10/3/2010	Den	L, 20-26
97	Carl Roaches	9/18/1983	Pit	L, 28-40
96	Carl Roaches	10/4/1981	Cin	W, 17-10
95	Willie Tullis	9/6/1981	@ LAR	W, 27-20
94	Darius Jennings	9/9/2018	@ Mia	L, 20-27
93	Steve Brown	12/11/1983	Cle	W, 34-27
93	Ode Burrell	11/29/1964	NE	L, 17-34
92	Zeke Moore	10/22/1967	@ KC	W, 24-19
90	Lorenzo White	12/4/1988	Pit	L, 34-37
88	Billy Cannon	12/18/1960	NE	W, 37-21
84	Tommie Campbell	11/27/2011	TB	W, 23-17
81	Billy Johnson	10/12/1975	@ Cle	W, 40-10
80	Derrick Mason	1/23/2000	@ Jax *	W, 33-14
75	Billy Johnson	11/6/1977	Chi	W, 47-0
75	Kevin Dyson	1/8/2000	Buf *	W, 22-16
42	A.J. Brown	11/29/2020	@ Ind	W, 45-26

Yards	Player	Date	Opp	Result
0	Ward Walsh	10/15/1972	@ Pit	L, 7-24
0	Eugene Seale	11/13/1989	Cin	W, 26-24
0	Bubba McDowell	10/6/1991	Den	W, 42-14
0	Keith Bulluck	9/14/2008	@ Cin	W, 24-7
0	Patrick Bailey	10/30/2011	Ind	W, 27-10

## BLOCKED/MISSED FIELD GOALS RETURNED FOR TOUCHDOWNS

Yards	Player	Date	Opp	Result
71	Ken Houston	10/15/1967	@ NYJ	T, 28-28
69	Donald Mitchell	10/21/2001	@ Det	W, 27-24
63	Tye Smith	12/1/2019	@ Ind	W, 31-17
62	Mark Johnston	11/26/1961	Den	W, 45-14
58	Tony Banfield	12/9/1962	Oak	W, 32-17

\* Postseason

## BLOCKED PUNTS RETURNED FOR TOUCHDOWNS

Yards	Player	Date	Opp	Result
26	Donald Mitchell	10/7/2001	@ Bal	L, 7-26
20	Mike Akiu	10/27/1985	@ STL	W, 20-10
14	Larry Eaglin	10/7/1973	LAR	L, 26-31
10	Cris Dishman	10/2/1988	@ Phi	L, 23-32
7	Cris Dishman	9/24/1989	Buf	L, 41-47
0	Norm Evans	11/28/1965	@ KC	L, 21-52
0	Larry Onesti	12/18/1965	@ NE	L, 14-42

## TOP PERFORMANCES: 100-YARD RUSHING GAMES

Yards	Player	Date	Opp	Att	Avg	TD	Yards	Player	Date	Opp	Att	Avg	TD
250	<b>Derrick Henry</b>	01/03/21	Hou	34	7.4	2	168	Chris Johnson	10/19/08	KC	18	9.3	1
238	<b>Derrick Henry</b>	12/06/18	Jac	17	14.0	4	167	Eddie George	10/16/00	Jac	29	5.8	1
228	Chris Johnson	11/01/09	Jac	24	9.5	2	166	Gary Brown	11/14/93	Cin	26	6.4	1
216	Billy Cannon	12/10/61	NYT	25	8.6	3	166	Earl Campbell	09/02/79	Was	32	5.2	2
216	Eddie George	08/31/97	Oak	35	6.2	1	160	Hoyle Granger	12/23/67	Mia	21	7.6	1
215	<b>Derrick Henry</b>	12/13/20	Jax	26	8.3	2	159	<b>Derrick Henry</b>	11/24/19	Jax	19	8.5	2
212	<b>Derrick Henry</b>	10/18/20	Hou	22	9.6	2	158	Earl Campbell	09/23/79	Cin	34	4.6	1
211	<b>Derrick Henry</b>	12/29/19	Hou	32	6.6	3	157	Earl Campbell	11/02/80	Den	36	4.4	2
206	Earl Campbell	11/16/80	Chi	31	6.6	0	157	<b>Derrick Henry</b>	10/03/21	NYJ	33	4.8	1
203	Earl Campbell	10/19/80	TB	33	6.2	0	156	Lorenzo White	11/21/94	NYG	27	5.8	0
203	Earl Campbell	12/21/80	Min	29	7.0	1	155	Eddie George	10/17/99	NO	28	5.5	0
202	Earl Campbell	10/26/80	Cin	27	7.5	2	154	Chris Johnson	11/29/09	Ari	18	8.6	1
199	Earl Campbell	11/20/78	Mia	28	7.1	4	153	Eddie George	11/01/98	Pit	34	4.5	1
199	Eddie George	12/09/99	Oak	28	7.1	2	153	Chris Johnson	12/04/11	Buf	23	6.7	2
197	Chris Johnson	09/20/09	Hou	16	12.3	2	152	Chris Brown	09/19/04	Ind	26	5.8	1
195	Earl Campbell	11/22/79	Dal	33	5.9	2	152	Eddie George	10/06/96	Cin	26	5.8	1
195	Chris Johnson	10/21/12	Buf	18	10.8	2	151	Chris Johnson	11/23/09	Hou	29	5.2	0
194	Gary Brown	11/21/93	Cle	34	5.7	1	150	Chris Johnson	11/03/13	StL	23	6.5	2
190	Chris Johnson	11/27/11	TB	23	8.3	0	150	Mike Rozier	09/20/87	Buf	29	5.2	1
188	<b>Derrick Henry</b>	11/10/19	KC	23	8.2	2	149	<b>Derrick Henry</b>	12/01/19	Ind	26	5.7	1
186	Earl Campbell	10/11/81	Sea	39	4.8	2	149	Earl Campbell	10/14/79	Bal	22	6.8	3
183	Hoyle Granger	12/04/66	SD	19	9.6	0	149	Rob Carpenter	11/27/77	KC	14	10.6	0
182	Earl Campbell	10/04/81	Cin	37	4.9	1	149	LenDale White	10/19/08	KC	17	8.8	3
182	<b>Derrick Henry</b>	09/19/21	Sea	35	5.2	3	149	Lorenzo White	10/11/92	Cin	25	6.0	0
181	Earl Campbell	12/14/80	GB	36	5.0	2	148	Chris Brown	10/11/04	GB	27	5.5	2
181	Eddie George	10/08/00	Cin	36	5.0	1	147	Chris Brown	10/31/04	Cin	32	4.6	1
179	Sid Blanks	12/13/64	NYJ	21	8.5	3	147	<b>Derrick Henry</b>	12/20/20	Det	24	6.1	1
178	Earl Campbell	10/12/80	KC	38	4.7	1	145	Billy Cannon	12/17/61	Oak	21	6.9	1
178	<b>Derrick Henry</b>	11/29/20	Ind	27	6.6	3	144	Allen Pinkett	09/01/91	LAA	26	5.5	1
178	Travis Henry	10/15/06	Was	32	5.6	1	144	Mike Rozier	10/25/87	Atl	29	5.0	1
176	Eddie George	12/17/00	Cle	34	5.2	3	143	Joe Dawkins	11/22/70	Cle	22	6.5	2
175	Chris Brown	09/09/07	Jac	19	9.2	0	143	Eddie George	09/08/96	Jac	17	8.4	1
170	<b>Derrick Henry</b>	12/16/18	NYG	33	5.2	2	143	<b>Derrick Henry</b>	10/18/21	Buf	20	7.2	3

## TOP PERFORMANCES: 100-YARD RUSHING GAMES

Yards	Player	Date	Opp	Att	Avg	TD	Yards	Player	Date	Opp	Att	Avg	TD
143	Travis Henry	11/19/06	Phi	18	7.9	1	119	<b>Derrick Henry</b>	9/27/20	Min	26	4.6	2
142	Earl Campbell	09/19/82	Sea	30	4.7	1	119	Fred Willis	11/12/72	Phi	21	5.7	0
142	Earl Campbell	09/25/83	Buf	30	4.7	1	118	Billy Cannon	11/05/61	Den	11	10.7	1
142	Ronnie Coleman	09/12/76	TB	25	5.7	0	117	Chris Johnson	11/14/10	Mia	17	6.9	1
142	Hoyle Granger	11/12/67	Den	22	6.5	0	117	Chris Johnson	12/13/09	StL	28	4.2	2
142	Skip Hicks	12/16/01	GB	17	8.4	1	117	Larry Moriarty	11/11/84	KC	29	4.0	0
142	Chris Johnson	12/25/09	SD	21	6.8	1	116	Eddie George	10/05/97	Sea	26	4.5	0
142	Chris Johnson	09/12/10	Oak	27	5.3	2	116	<b>Derrick Henry</b>	09/14/20	Den	31	3.7	0
142	Charley Tolar	09/23/62	SD	18	7.9	1	116	Lorenzo White	12/09/90	Cle	18	6.4	4
141	Woody Campbell	12/03/67	Mia	18	7.8	1	116	Lorenzo White	12/07/92	Chi	21	5.5	1
141	Eddie George	12/01/96	NYJ	28	5.0	2	115	Eddie George	11/23/03	Atl	26	4.4	1
141	Mike Rozier	10/09/88	KC	27	5.2	0	115	DeMarco Murray	09/24/17	Sea	14	8.2	1
141	Chris Johnson	09/30/12	Hou	25	5.6	0	115	Lorenzo White	12/03/89	Pit	23	5.0	1
141	Chris Johnson	11/04/12	Chi	16	8.8	1	114	Gary Brown	12/25/93	SF	19	6.0	0
139	Hoyle Granger	12/14/69	BPA	25	5.6	0	114	Rob Carpenter	09/21/80	Bal	24	4.8	1
138	Earl Campbell	12/04/83	Mia	28	4.9	1	114	Ronnie Coleman	10/23/77	Pit	26	4.4	0
138	Hoyle Granger	10/01/67	Den	20	6.9	0	114	DeMarco Murray	09/25/16	Oak	16	7.1	1
138	Larry Moriarty	11/18/84	NYJ	23	6.0	1	114	Dave Smith	10/14/62	NYT	20	5.7	1
137	Earl Campbell	09/03/78	Atl	15	9.1	1	113	Eddie George	11/28/99	Cle	26	4.3	2
137	Eddie George	10/25/98	Chi	21	6.5	0	113	Eddie George	10/13/02	Jac	31	3.6	1
136	Chris Johnson	12/07/08	Cle	19	7.2	1	113	<b>Derrick Henry</b>	09/26/21	Ind	28	4.0	0
135	Travis Henry	12/24/06	Buf	25	5.4	0	113	Chris Johnson	12/06/09	Ind	27	4.2	0
135	Chris Johnson	11/08/09	SF	25	5.4	2	113	LenDale White	12/09/07	SD	30	3.8	1
134	Earl Campbell	12/16/79	Phi	16	8.4	1	112	Ode Burrell	11/28/65	KC	14	8.0	2
134	Eddie George	11/19/00	Cle	36	3.7	3	112	Earl Campbell	11/18/79	Cin	19	5.9	2
134	Eddie George	11/08/98	TB	27	5.0	1	112	Ronnie Coleman	09/28/75	SD	16	7.0	1
134	Chris Johnson	01/03/10	Sea	36	3.7	2	112	<b>Derrick Henry</b>	11/01/20	Cin	18	6.2	1
133	<b>Derrick Henry</b>	11/22/20	Bal	28	4.8	1	112	Mike Rozier	11/15/87	Pit	29	3.9	0
133	LenDale White	10/28/07	Oak	25	5.3	0	112	Marcus Mariota	12/6/15	Jax	9	12.4	1
132	D'Onta Foreman	01/02/22	Mia	26	5.1	1	111	Hoyle Granger	12/03/67	Mia	25	4.4	1
132	Chris Johnson	11/15/09	Buf	26	5.1	2	111	Chris Johnson	10/18/10	Jax	26	4.3	1
131	<b>Derrick Henry</b>	10/16/17	Ind	19	6.9	1	111	Chris Johnson	12/09/10	Hou	22	5.0	1
131	<b>Dontrell Hilliard</b>	11/28/21	NE	12	10.9	1	110	Ronnie Coleman	10/12/75	Cle	14	7.9	0
131	Chris Johnson	10/10/10	Dal	19	6.9	2	110	Eddie George	11/27/97	Dal	34	3.2	0
131	Earl Campbell	09/16/79	KC	32	4.1	1	110	Charley Tolar	11/04/62	DLT	24	4.6	0
130	Earl Campbell	11/10/80	NE	30	4.3	2	109	Gary Brown	12/12/93	Cle	23	4.7	0
130	Earl Campbell	12/11/83	Cle	32	4.1	1	109	Earl Campbell	12/10/79	Pit	33	3.3	0
130	Earl Campbell	10/16/83	Min	29	4.5	1	109	Earl Campbell	11/30/80	Cle	27	4.0	1
130	Eddie George	12/30/01	Cle	26	5.0	2	109	D'Onta Foreman	11/28/21	NE	19	5.7	0
130	<b>Derrick Henry</b>	10/10/21	Jax	29	4.5	3	109	Eddie George	10/13/96	Atl	23	4.7	0
130	Chris Johnson	11/13/11	Car	27	4.8	1	109	<b>Derrick Henry</b>	12/03/17	Hou	11	9.9	1
130	Chris Johnson	12/19/10	Hou	24	5.4	1	109	Chris Johnson	09/14/08	Cin	19	5.7	0
130	Chris Johnson	11/21/10	Was	21	6.2	0	109	Charley Tolar	09/09/62	Buf	17	6.4	1
129	Eddie George	12/14/97	Bal	26	5.0	0	108	Earl Campbell	12/02/79	Cle	22	4.9	1
128	Chris Johnson	10/18/09	NE	17	7.5	0	108	D'Onta Foreman	12/19/21	Pit	22	4.9	0
127	Sid Blanks	09/19/64	Oak	6	21.2	0	108	Rodney Thomas	11/05/95	Cle	17	6.4	0
127	Chris Johnson	12/29/13	Hou	27	4.7	1	107	Earl Campbell	11/11/79	Oak	32	3.3	1
126	Mike Rozier	12/11/88	Cin	22	5.7	3	107	Earl Campbell	09/10/78	KC	22	4.9	2
126	Chris Johnson	11/11/12	Mia	23	5.5	1	107	Earl Campbell	11/13/83	Det	28	3.8	0
125	Chris Johnson	09/26/10	NYG	32	3.9	2	107	Eddie George	10/18/98	Cin	25	4.3	0
125	Eddie George	10/01/00	NYG	35	3.6	1	107	Hoyle Granger	12/16/67	SD	27	4.0	1
125	Eddie George	10/19/97	Was	31	4.0	2	107	Don Hardeman	09/28/75	SD	27	4.0	1
125	Chris Johnson	11/27/08	Det	16	7.8	2	107	Travis Henry	11/12/06	Bal	27	4.0	1
125	Lorenzo White	11/26/90	Buf	18	6.9	1	107	Roy Hopkins	10/26/69	Den	14	7.6	2
124	Hoyle Granger	11/26/67	BPA	22	5.6	1	107	DeMarco Murray	10/23/16	Ind	25	4.3	1
123	Earl Campbell	09/04/83	GB	27	4.6	3	107	Dave Smith	10/30/60	Buf	12	8.9	0
123	Ronnie Coleman	09/15/74	SD	21	5.9	0	107	Charley Tolar	12/15/62	NYT	29	3.7	1
123	Eddie George	11/14/99	Cin	29	4.2	2	106	Earl Campbell	09/15/80	Cle	18	5.9	0
123	Travis Henry	10/08/06	Ind	19	6.5	0	106	Eddie George	10/27/02	Cin	21	5.0	0
123	DeMarco Murray	10/27/16	Jax	21	5.9	1	106	Eddie George	09/07/97	Mia	23	4.6	1
123	DeMarco Murray	11/13/16	GB	17	7.2	1	106	Eddie George	10/12/97	Cin	30	3.5	0
122	Earl Campbell	09/06/81	LAN	27	4.5	0	106	LenDale White	11/27/08	Det	23	4.6	2
122	Earl Campbell	11/26/78	Cin	27	4.5	0	105	Earl Campbell	10/15/78	Buf	19	5.5	0
122	Eddie George	11/09/97	NYG	32	3.8	1	105	Billy Cannon	11/06/60	Den	16	6.6	0
122	Mike Rozier	11/29/87	Ind	26	4.7	0	105	Charley Tolar	11/11/62	Oak	28	3.8	1
122	Chris Johnson	12/17/12	NYJ	21	5.8	1	104	Chris Brown	12/05/04	Ind	19	5.5	0
121	Eddie George	10/11/98	Bal	30	4.0	0	104	Earl Campbell	10/08/78	Oak	25	4.2	0
121	Herman Hunter	10/11/87	Cle	28	4.3	0	104	Hoyle Granger	11/09/69	Cin	15	6.9	0
121	DeMarco Murray	10/09/16	Mia	27	4.5	0	104	Hoyle Granger	12/15/68	BPA	18	5.8	2
120	Earl Campbell	11/05/79	Mia	32	3.8	0	104	Chris Johnson	12/20/09	Mia	29	3.6	0
120	Rob Carpenter	11/13/77	Oak	19	6.3	0	104	Dave Smith	09/11/60	Oak	19	5.5	1

## TOP PERFORMANCES: 100-YARD RUSHING GAMES

Yards	Player	Date	Opp	Att	Avg	TD	Yards	Player	Date	Opp	Att	Avg	TD
104	Rodney Thomas	11/26/95	Den	13	8.0	1	100	Gary Brown	12/19/93	Pit	20	5.0	0
104	LenDale White	10/21/07	Hou	27	3.9	1	100	Eddie George	09/21/03	NO	29	3.4	1
103	<b>Derrick Henry</b>	11/12/20	Ind	19	5.4	0	100	Eddie George	09/20/98	NE	23	4.3	0
103	<b>Derrick Henry</b>	12/08/19	Oak	18	5.7	2	100	<b>Derrick Henry</b>	09/29/19	Atl	27	3.7	0
103	Billy Cannon	12/15/62	NYT	9	11.4	1	100	Paul Robinson	12/16/73	Cin	20	5.0	1
103	Mike Rozier	12/27/87	Cin	20	5.2	0	100	Mike Rozier	09/04/88	Ind	25	4.0	1
103	LenDale White	12/23/07	NYJ	23	4.5	0	100	LenDale White	11/04/07	Car	31	3.2	1
102	Earl Campbell	10/29/78	Cin	18	5.7	0	100	Lorenzo White	09/06/92	Pit	13	7.7	0
102	Eddie George	12/26/99	Jac	26	3.9	0							
102	Eddie George	12/29/02	Hou	25	4.1	1							
102	Travis Henry	12/31/06	NE	21	4.9	0							
102	Larry Moriarty	12/09/84	LAN	24	4.3	1							
101	Chris Brown	09/26/04	Jac	23	4.4	1							
101	Gary Brown	09/03/95	Jac	29	3.5	0							
101	Earl Campbell	10/09/83	Den	19	5.3	1							
101	Woody Campbell	11/12/67	Den	16	6.3	1							
101	Ronnie Coleman	11/27/77	KC	15	6.7	0							
101	Eddie George	12/03/00	Phi	32	3.2	0							
101	Eddie George	12/16/02	NE	31	3.3	0							
101	Hoyle Granger	09/09/67	KC	13	7.8	1							
101	Chris Johnson	10/02/11	Cle	23	4.4	0							
101	Allen Pinkett	09/08/91	Cin	21	4.8	1							
101	Charley Tolar	09/09/61	Oak	18	5.6	1							
101	Butch Woolfolk	11/03/85	KC	14	7.2	1							
100	Chris Brown	09/11/04	Mia	16	6.3	0							

## TOP PERFORMANCES: 300-YARD PASSING GAMES

Yards	Player	Date	Opp	Att	Cmp	Pct	TD	Int	Rate	Yards	Player	Date	Opp	Att	Cmp	Pct	TD	Int	Rate
527	Warren Moon	12/16/90	KC	45	27	60.0	3	0	123.1	350	Matt Hasselbeck	12/24/11	Jac	40	24	60.0	1	2	76.0
492	Billy Volek	12/19/04	Oak	60	40	66.7	4	1	107.1	348	Archie Manning	09/04/83	GB	34	22	64.7	1	2	83.9
464	George Blanda	10/29/61	Buf	32	18	56.3	4	4	101.0	347	<b>Ryan Tannehill</b>	09/19/21	Sea	40	27	67.5	0	0	94.5
457	Jacky Lee	10/13/61	BPA	41	27	65.9	2	2	99.3	345	Zach Mettenberger	11/23/14	Phi	39	20	51.3	2	1	88.1
432	Warren Moon	11/10/91	Dal	56	41	73.2	0	0	95.2	345	Warren Moon	11/05/89	Det	38	30	78.9	2	1	111.1
426	Billy Volek	12/13/04	KC	43	29	67.4	4	0	130.6	344	Marcus Mariota	09/30/18	Phi	43	30	69.8	2	1	99.4
423	Warren Moon	10/13/91	NYJ	50	35	70.0	2	2	92.3	343	Steve McNair	11/27/05	SF	41	23	56.1	3	1	97.9
421	Steve McNair	10/12/03	Hou	27	18	66.7	3	0	146.8	343	Warren Moon	11/04/90	LAN	43	26	60.5	1	2	74.1
418	George Blanda	11/19/61	NYT	32	20	62.5	7	1	132.8	342	George Blanda	12/22/63	Oak	32	20	62.5	5	2	112.2
414	Warren Moon	12/23/89	Cle	51	32	62.7	2	1	93.1	342	Warren Moon	10/25/92	Cin	40	27	67.5	2	1	100.2
413	Pete Beathard	09/09/68	KC	48	23	47.9	2	3	65.7	342	Warren Moon	12/05/93	Atl	42	24	57.1	1	0	91.6
402	Ryan Fitzpatrick	12/15/13	Ari	58	36	62.1	4	2	91.3	341	Steve McNair	09/12/99	Cin	32	21	65.6	3	1	119.4
399	Warren Moon	11/17/91	Cle	44	31	70.5	3	1	111.8	340	Lynn Dickey	11/04/73	Bal	32	22	68.8	3	2	108.9
398	Steve McNair	09/29/02	Oak	46	32	69.6	2	4	74.4	339	Warren Moon	12/15/85	Cle	48	22	45.8	2	2	66.2
398	Warren Moon	10/05/86	Det	38	21	55.3	1	3	67.7	338	Pete Beathard	11/16/69	Den	41	20	48.8	1	1	75.1
397	Warren Moon	09/09/90	Atl	52	31	59.6	4	2	93.2	338	Cody Carlson	11/26/92	Det	33	24	72.7	1	2	90.2
393	George Blanda	11/01/64	Buf	68	37	54.4	1	3	58.0	338	Warren Moon	09/24/89	Buf	42	28	66.7	1	2	79.3
391	<b>Ryan Tannehill</b>	12/08/19	Oak	27	21	77.8	3	1	140.4	334	Steve McNair	11/25/01	Pit	37	23	62.2	2	2	87.0
389	<b>Ryan Tannehill</b>	12/06/20	Cle	45	29	64.4	3	1	104.8	334	Steve McNair	12/01/02	NYG	43	30	69.8	3	0	115.8
388	Ken Stabler	11/23/80	NYJ	51	33	64.7	4	4	81.2	334	Warren Moon	10/06/91	Den	31	19	61.3	2	1	106.1
387	Vince Young	11/29/09	Ari	43	27	62.8	1	0	99.7	334	Billy Volek	11/14/04	Chi	44	27	61.4	2	1	90.5
386	George Blanda	09/16/62	BPA	36	20	55.6	3	4	81.3	331	Jacky Lee	11/25/60	BPA	38	21	55.3	1	0	93.2
381	Warren Moon	10/28/90	NYJ	43	30	69.8	1	0	104.9	331	<b>Ryan Tannehill</b>	11/03/19	Car	39	27	69.2	1	2	82.3
378	Jake Locker	09/23/12	Det	42	29	69.0	2	0	113.0	330	Cody Carlson	12/13/92	GB	36	25	69.4	0	2	75.0
377	Gifford Nielsen	12/20/81	Pit	37	24	64.9	3	2	103.1	330	Warren Moon	12/08/85	NYG	47	26	55.3	2	2	73.9
371	Marcus Mariota	11/08/15	NO	39	28	71.8	4	0	135.7	330	Warren Moon	09/06/92	Pit	45	29	64.4	2	5	61.6
369	Warren Moon	10/14/90	Cin	33	21	63.6	5	1	128.7	329	Dan Pastorini	10/17/76	SD	39	25	64.1	3	1	105.6
369	Warren Moon	11/07/93	Sea	55	36	65.5	2	2	81.6	329	Don Trull	11/13/66	BPA	45	23	51.1	3	0	97.4
367	Marcus Mariota	09/27/15	Ind	44	27	61.4	2	2	84.2	328	George Blanda	11/06/64	BPA	44	20	45.5	2	1	76.7
366	George Blanda	11/13/60	LAC	55	31	56.4	3	4	64.7	327	Warren Moon	11/29/87	Ind	44	24	54.5	3	2	82.3
366	<b>Ryan Tannehill</b>	10/18/20	Hou	41	30	73.2	4	1	122.6	326	Jake Locker	10/20/13	SF	41	25	61.0	2	1	92.1
365	Warren Moon	09/09/84	Ind	43	23	53.5	0	0	82.0	324	Warren Moon	11/24/91	Pit	48	24	50.0	2	5	46.2
364	Warren Moon	12/22/85	Ind	40	22	55.0	2	2	81.7	323	<b>Ryan Tannehill</b>	11/21/21	Hou	52	35	67.3	1	4	58.4
361	Warren Moon	09/13/92	Ind	39	29	74.4	2	0	119.7	322	Warren Moon	11/18/90	Cle	32	24	75.0	5	0	146.1
360	Steve McNair	10/05/03	NE	45	23	51.1	0	1	68.8	321	Warren Moon	10/18/92	Den	39	23	59.0	2	1	91.9
358	Matt Hasselbeck	09/18/11	Bal	42	30	71.4	1	1	95.1	321	<b>Ryan Tannehill</b>	09/27/20	Min	37	23	62.2	0	1	78.8
356	Warren Moon	10/21/84	SF	33	25	75.8	2	2	105.1	320	Ryan Fitzpatrick	11/24/13	Oak	42	30	71.4	2	0	109.2
355	Warren Moon	09/30/90	SD	46	27	58.7	2	1	88.6	317	Warren Moon	10/15/89	Chi	26	16	61.5	2	2	97.8
355	Neil O'Donnell	10/03/99	SF	40	20	50.0	2	1	87.0	315	Warren Moon	09/08/91	Cin	37	22	59.5	1	1	84.9
354	Dan Pastorini	10/20/74	StL	40	26	65.0	1	0	101.5	315	Jerry Rhome	12/13/70	Cin	54	27	50.0	2	2	65.0
352	Chris Chandler	09/24/95	Cin	26	23	88.5	4	0	158.3	314	Pete Beathard	10/20/69	NYJ	47	23	48.9	1	3	51.2
351	George Blanda	12/03/61	SD	33	20	60.6	4	1	123.9	313	Marcus Mariota	11/06/16	SD	43	27	62.8	3	2	88.6
350	George Blanda	12/17/61	Oak	31	18	58.1	4	2	110.2	312	George Blanda	10/25/64	SD	37	22	59.5	1	2	73.3

## TOP PERFORMANCES: 300-YARD PASSING GAMES

Yards	Player	Date	Opp	Att	Cmp	Pct	TD	Int	Rate
312	Ryan Tannehill	10/20/19	LAC	29	23	79.3	2	1	120.1
311	Matt Hasselbeck	09/25/11	Den	36	27	75.0	2	0	119.1
310	Steve McNair	12/18/05	Sea	38	23	60.5	2	0	104.1
310	Warren Moon	11/09/86	Cin	44	25	56.8	1	0	86.4
310	Warren Moon	09/26/93	LAN	42	19	45.2	1	2	58.6
310	Warren Moon	09/13/87	LAN	43	21	48.8	2	2	68.9
310	Neil O'Donnell	09/19/99	Cle	40	31	77.5	1	0	107.3
309	Jake Locker	12/02/12	Hou	45	21	46.7	1	3	49.2
308	George Blanda	09/22/63	NYJ	37	25	67.6	1	2	79.6
308	George Blanda	11/07/65	Oak	60	27	45.0	2	3	51.3
308	Steve McNair	12/08/96	Jac	37	24	64.9	1	1	88.6
308	Warren Moon	09/23/90	Ind	39	29	74.4	3	1	111.9
306	Marcus Mariota	11/16/17	Pit	33	22	66.7	1	4	66.8
306	Marcus Mariota	10/16/17	Ind	32	23	71.9	1	1	99.2
306	Warren Moon	12/16/84	Cle	31	19	61.3	0	0	94.3
305	Vince Young	11/19/07	Den	41	26	63.4	1	2	73.7
304	George Blanda	10/24/65	KC	33	19	57.6	5	0	128.0
304	Marcus Mariota	09/19/19	Jax	40	23	57.5	0	0	81.7
304	Warren Moon	10/26/86	LAA	46	18	39.1	0	4	26.0

Yards	Player	Date	Opp	Att	Cmp	Pct	TD	Int	Rate
303	George Blanda	09/25/66	Buf	54	23	42.6	2	5	34.7
303	Marcus Mariota	11/26/18	Hou	23	22	95.7	2	0	147.7
303	Warren Moon	12/02/84	Pit	45	27	60.0	1	3	59.8
302	Steve McNair	12/09/01	Min	33	25	75.8	2	0	123.5
300	George Blanda	10/02/66	Den	37	15	40.5	5	2	86.7
300	Archie Manning	09/18/83	Pit	35	16	45.7	1	4	45.8
300	Warren Moon	11/26/90	Buf	22	16	72.7	2	0	145.1
300	Kerry Collins	01/02/11	Ind	39	28	71.8	2	0	111.1

## TOP PERFORMANCES: 100-YARD RECEIVING GAMES

Yards	Player	Date	Opp	Rec	Avg	TD
272	Charlie Hennigan	10/13/61	BPA	13	20.9	1
245	Haywood Jeffires	12/16/90	KC	9	27.2	1
233	Drew Bennett	12/13/04	KC	12	19.4	3
232	Charlie Hennigan	10/29/61	Buf	9	25.8	2
225	Kenny Britt	10/24/10	Phi	7	32.1	3
214	Charlie Hennigan	12/03/61	SD	10	21.4	3
210	Drew Hill	12/22/85	Ind	9	23.3	2
202	Charlie Hennigan	09/16/62	BPA	8	25.3	2
197	Tim Smith	09/04/83	GB	8	24.6	1
188	Charlie Hennigan	09/27/64	Den	11	17.1	0
186	Charlie Hennigan	09/22/63	NYJ	9	20.7	1
186	Haywood Jeffires	10/13/91	NYJ	13	14.3	0
186	Derrick Mason	01/06/02	Cin	9	20.7	2
185	Drew Hill	11/09/86	Cin	10	18.5	0
182	Corey Davis	12/06/20	Cle	11	16.5	1
182	Charley Frazier	09/19/65	BPA	6	30.3	2
182	Bill Groman	11/20/60	Den	3	60.7	2
181	Charlie Hennigan	11/29/64	BPA	12	15.1	0
180	Ken Burrough	11/06/77	Chi	6	30.0	2
179	Mike Montgomery	10/20/74	StL	9	19.9	1
177	Ken Burrough	11/02/75	KC	7	25.3	2
177	Derrick Mason	10/12/03	Hou	6	29.5	3
171	Bill Groman	11/25/60	BPA	9	19.0	1
169	Jared Cook (TE)	12/24/11	Jac	8	21.1	1
167	Tim Smith	12/16/84	Cle	7	23.9	0
162	Kevin Dyson	09/12/99	Cin	9	18.0	2
161	Corey Davis	09/30/18	Phi	9	17.9	1
160	Drew Bennett	12/19/04	Oak	13	12.3	2
160	Charlie Hennigan	11/01/64	Buf	12	13.3	0
159	Tim Smith	09/16/84	SD	5	31.8	1
158	Charley Frazier	11/13/66	BPA	6	26.3	2
156	Ernest Givins	11/16/86	Pit	8	19.5	1
155	A.J. Brown	10/31/21	Ind	10	15.5	1
155	Delanie Walker	11/23/14	Phi	5	31.0	0
155	Ernest Givins	10/05/86	Det	5	31.0	0
155	Bill Groman	11/06/60	Den	7	22.1	2
154	Charley Frazier	10/02/66	Den	5	30.8	3
153	A.J. Brown	10/25/20	Pit	6	25.5	1
153	A.J. Brown	12/08/19	Oak	5	30.6	2
152	Bill Groman	11/19/61	NYT	5	30.4	3
151	A.J. Brown	01/03/21	Hou	10	15.1	1
151	Ernest Givins	10/06/91	Den	5	30.2	0
150	Dave Casper (TE)	11/30/80	Cle	7	21.4	1
150	Bill Groman	12/18/60	BPA	7	21.4	0
150	Jerry LeVias	11/16/69	Den	7	21.4	1
150	Tim Smith	12/11/83	Cle	7	21.4	2
150	Kendall Wright	12/15/13	Ari	12	12.5	0

Yards	Player	Date	Opp	Rec	Avg	TD
148	Drew Bennett	11/14/04	Chi	6	24.7	1
148	Drew Hill	10/30/88	Was	9	16.4	3
147	Justin Gage	11/16/08	Jac	4	36.8	2
147	Chris Sanders	11/26/95	Den	5	29.4	2
147	Tim Smith	09/25/83	Buf	11	13.4	0
145	A.J. Brown	12/23/21	SF	11	13.2	1
145	Ken Burrough	11/03/74	NYJ	7	20.7	0
145	Charlie Hennigan	09/09/62	Buf	10	14.5	2
145	Charlie Hennigan	10/25/64	SD	8	18.1	2
144	Drew Hill	11/17/91	Cle	11	13.1	2
143	Kenny Britt	12/09/12	Ind	8	17.9	0
143	Charley Frazier	11/06/64	BPA	9	15.9	1
143	Charlie Joiner	12/13/70	Cin	6	23.8	2
143	Yancey Thigpen	10/03/99	SF	6	23.8	1
142	Delanie Walker	09/14/14	Dal	10	14.2	1
141	Drew Hill	12/23/89	Cle	10	14.1	2
140	Bill Groman	10/16/60	DLT	10	14.0	1
139	Dave Casper (TE)	12/20/81	Pit	6	23.2	3
139	Willard Dewveall (TE)	11/25/62	SD	3	46.3	2
139	Drew Hill	11/13/88	Sea	8	17.4	1
139	Haywood Jeffires	11/28/93	Pit	7	19.9	1
138	Charlie Hennigan	10/17/64	NYJ	8	17.3	1
138	Drew Hill	10/26/86	LAA	7	19.7	0
138	Billy Johnson	12/18/77	Cin	6	23.0	1
137	Willard Dewveall (TE)	12/22/63	Oak	7	19.6	2
137	Derrick Mason	12/14/03	Buf	9	15.2	0
136	Kenny Britt	09/11/11	Jax	5	27.2	2
136	Ken Burrough	10/17/76	SD	5	27.2	2
135	A.J. Brown	11/24/19	Jax	4	33.8	1
135	Kenny Britt	09/18/11	Bal	9	15.0	1
135	Webster Slaughter	11/07/93	Sea	9	15.0	1
134	Bill Groman	11/05/61	Den	3	44.7	2
134	Drew Hill	11/29/87	Ind	7	19.1	2
133	A.J. Brown	10/24/21	KC	8	16.6	1
133	Curtis Duncan	10/18/92	Den	5	26.6	0
133	Charlie Hennigan	09/14/63	Den	4	33.3	0
133	Derrick Mason	12/01/03	NYJ	11	12.1	1
132	Drew Hill	10/27/85	StL	6	22.0	1
132	Alvin Reed (TE)	10/27/68	Buf	4	33.0	2
132	Kendall Wright	11/30/14	Hou	7	18.9	1
131	Sid Blanks (RB)	09/12/64	SD	13	10.1	0
131	Nate Washington	09/22/13	SD	8	16.4	0
130	Curtis Duncan	11/18/90	Cle	7	18.6	1
130	Charlie Hennigan	10/17/65	Den	7	18.6	0
130	Butch Woolfolk (RB)	12/01/85	Cin	9	14.4	1
130	Nate Washington	12/11/11	NO	6	21.7	1
129	Ken Burrough	12/21/75	Cle	5	25.8	1



## TOP PERFORMANCES: 100-YARD RECEIVING GAMES

Yards	Player	Date	Opp	Rec	Avg	TD	Yards	Player	Date	Opp	Rec	Avg	TD
129	Mac Haik	12/07/68	Buf	6	21.5	1	113	Drew Bennett	12/10/06	Hou	6	18.8	0
129	Drew Hill	12/01/85	Cin	7	18.4	0	113	Corey Davis	11/22/20	Bal	5	22.6	0
129	Drew Hill	10/27/91	Cin	6	21.5	1	113	Anthony Firkser (TE)	10/18/20	Hou	8	14.1	1
128	Kenny Britt	12/19/10	Hou	6	21.3	0	113	Dorial Green-Beckham	12/20/15	NE	6	18.8	0
128	Kenny Britt	11/29/09	Ari	7	18.3	1	113	Charlie Hennigan	09/09/61	Oak	4	28.3	1
128	Corey Davis	11/01/20	Cin	8	16.0	1	113	Charlie Hennigan	11/25/60	BPA	7	16.1	0
128	Charley Frazier	09/25/66	Buf	6	21.3	1	113	Drew Hill	11/24/88	Dal	9	12.6	1
128	Ernest Givins	10/08/89	NE	5	25.6	0	112	A.J. Brown	12/13/20	Jax	7	16.0	1
128	Drew Hill	10/15/89	Chi	5	25.6	1	112	Ken Burrough	12/14/75	Oak	4	28.0	2
128	Mike Holston	12/20/81	Pit	5	25.6	0	112	Pat Coleman	09/25/94	Cin	4	28.0	0
128	Julio Jones	09/19/21	Sea	6	21.3	0	112	Kevin Dyson	11/25/01	Pit	4	28.0	1
127	Billy Parks	11/04/73	Bal	5	25.4	1	112	John White (TE)	09/24/61	SD	6	18.7	1
127	Chris Sanders	12/08/96	Jac	7	18.1	0	112	Nate Washington	09/23/12	Det	3	37.3	1
126	Ernest Givins	11/22/87	Cle	3	42.0	1	111	Ken Burrough	10/26/75	Det	3	37.0	1
125	Corey Davis	11/11/18	NE	7	17.9	1	111	Charlie Hennigan	11/22/64	KC	8	13.9	2
125	Tim Smith	12/15/85	Cle	7	17.9	1	110	Corey Davis	12/20/20	Det	4	27.5	1
124	Drew Bennett	12/05/04	Ind	3	41.3	3	110	Kevin Dyson	12/02/01	Cle	6	18.3	0
124	A.J. Brown	12/29/19	Hou	4	31.0	1	110	Charlie Hennigan	11/13/60	LAC	8	13.8	0
124	Delanie Walker	11/13/16	GB	9	13.8	1	110	Jerry LeVias	12/06/69	NYJ	9	12.2	1
124	Oliver Williams	10/18/87	NE	9	13.8	1	110	Webster Slaughter	09/18/94	Buf	4	27.5	0
124	Roydell Williams	10/21/07	Hou	5	24.8	0	109	Drew Bennett	10/03/04	SD	9	12.1	0
124	Butch Woolfolk (RB)	10/06/85	Den	8	15.5	1	109	Ken Burrough	11/11/79	Oak	3	36.3	2
123	Ken Burrough	11/18/79	Cin	6	20.5	0	109	Eddie George (RB)	11/26/00	Jac	7	15.6	0
123	Bill Groman	10/22/61	DLT	4	30.8	2	109	Ernest Givins	09/09/90	Atl	4	27.3	2
123	Charlie Hennigan	12/17/61	Oak	5	24.6	0	109	Bill Groman	10/13/61	BPA	5	21.8	1
123	Charlie Hennigan	11/19/61	NYT	8	15.4	1	109	Charlie Hennigan	09/24/61	SD	6	18.2	0
123	Charlie Hennigan	09/28/63	Buf	8	15.4	3	109	Charlie Hennigan	10/08/61	Buf	4	27.3	0
123	Drew Hill	09/23/90	Ind	10	12.3	0	109	Drew Hill	12/20/87	Pit	4	27.3	2
123	Webster Slaughter	12/24/94	NYJ	8	15.4	0	109	Drew Hill	12/27/87	Cin	6	18.2	0
122	Ken Burrough	12/19/71	SD	4	30.5	1	109	Justin Hunter	11/24/13	Oak	6	18.2	1
122	Billy Cannon (RB)	11/19/61	NYT	7	17.4	3	109	Derrick Mason	09/08/02	Phi	7	15.6	0
122	Charlie Hennigan	12/08/63	BPA	9	13.6	2	109	Delanie Walker	11/19/15	Jac	8	13.6	0
122	Haywood Jeffires	11/24/91	Pit	8	15.3	1	108	Willard Dewveall (TE)	12/17/61	Oak	3	36.0	2
122	Jerry LeVias	10/26/69	Den	4	30.5	1	108	Ernest Givins	09/11/88	LAA	9	12.0	1
122	Derrick Mason	12/02/01	Cle	3	40.7	2	108	Ernest Givins	12/14/86	Min	6	18.0	1
122	Rishard Matthews	11/20/16	Ind	9	13.6	0	108	Ronnie Harmon (RB)	11/10/96	NO	7	15.4	1
122	Alvin Reed (TE)	09/29/68	Oak	8	15.3	0	108	Charlie Hennigan	10/22/61	DLT	4	27.0	1
121	Derrick Mason	12/19/04	Oak	9	13.4	1	108	Webster Slaughter	12/05/93	Atl	8	13.5	1
120	Dave Casper (TE)	12/21/80	Min	7	17.1	1	108	Tim Smith	12/02/84	Pit	7	15.4	0
120	Tim Smith	12/08/85	NYG	7	17.1	1	107	Ken Burrough	10/10/76	Den	5	21.4	0
120	Butch Woolfolk (RB)	09/08/85	Mia	3	40.0	1	107	Billy Cannon (RB)	12/02/62	Den	5	21.4	2
119	Charley Frazier	11/20/66	Buf	4	29.8	1	107	Ernest Givins	09/26/93	LAN	3	35.7	1
119	Ernest Givins	12/18/88	Cle	6	19.8	0	107	Drew Hill	11/15/87	Pit	4	26.8	1
119	Dorial Green-Beckham	12/06/15	Jax	5	23.8	1	107	Derrick Mason	12/16/01	GB	8	13.4	1
119	Charlie Hennigan	09/19/64	Oak	7	17.0	1	107	Alvin Reed (TE)	09/09/68	KC	4	26.8	0
119	Alvin Reed (TE)	10/20/69	NYJ	7	17.0	0	107	Tim Smith	11/11/84	KC	8	13.4	0
118	Ernest Givins	11/20/88	Pho	5	23.6	2	107	<b>Nick Westbrook-Ikhine</b>	11/21/21	Hou	7	15.3	0
118	Derrick Mason	09/15/02	Dal	7	16.9	0	107	Damian Williams	11/13/11	Car	5	21.4	1
118	Kalif Raymond	09/27/20	Min	3	39.3	0	106	Drew Bennett	09/10/06	NYJ	8	13.3	0
117	Ken Burrough	11/04/73	Bal	7	16.7	0	106	Ken Burrough	12/03/72	Atl	4	26.5	0
117	Ernest Givins	09/13/87	LAN	6	19.5	1	106	Charley Frazier	10/20/63	Buf	3	35.3	1
117	Bill Groman	11/12/61	BPA	6	19.5	1	106	Bill Groman	10/09/60	NYT	6	17.7	0
117	Haywood Jeffires	09/06/92	Pit	7	16.7	0	106	Gary Wellman	01/02/94	NYJ	8	13.3	0
117	Nate Washington	12/22/13	Jac	6	19.5	1	106	Lorenzo White (RB)	09/13/92	Ind	4	26.5	1
117	Nate Washington	11/21/10	Was	5	23.4	0	105	Mike Barber (TE)	11/10/80	NE	3	35.0	1
117	Nate Washington	10/31/10	SD	4	29.3	1	105	Drew Bennett	09/21/03	NO	8	13.1	1
116	Derrick Mason	12/01/02	NYG	12	9.7	1	105	Kenny Britt	10/04/09	Jac	7	15.0	0
116	Ben Troupe (TE)	12/18/05	Sea	6	19.3	0	105	Chris Brown (RB)	11/27/05	SF	3	35.0	1
115	Drew Bennett	11/12/06	Bal	6	19.2	0	105	Rishard Matthews	12/18/16	KC	4	26.3	0
115	Bill Groman	09/11/60	Oak	6	19.2	1	105	Carl Pickens	09/24/00	Pit	2	52.5	0
115	Nate Washington	11/20/11	Atl	9	12.8	2	105	Bo Scaife (TE)	09/07/08	Jac	6	17.5	0
114	Jim Beirne	11/09/69	Cin	6	19.0	2	105	Nate Washington	09/29/13	NYJ	4	26.3	2
114	A.J. Brown	12/15/19	Hou	8	14.3	1	105	Lorenzo White (RB)	12/20/92	Cle	6	17.5	0
114	Billy Cannon (RB)	12/10/61	NYT	5	22.8	2	104	Kevin Dyson	09/10/00	KC	6	17.3	1
114	Drew Hill	12/21/86	Buf	5	22.8	0	104	Justin Gage	12/30/07	Ind	7	14.9	0
114	Justin Hunter	12/08/13	Den	4	28.5	1	104	Justin Gage	12/21/08	Pit	5	20.8	1
114	Derrick Mason	11/25/01	Pit	7	16.3	0	104	Ernest Givins	10/16/88	Pit	5	20.8	1
114	Rishard Matthews	01/01/17	Hou	9	12.7	1	104	Leonard Harris	10/11/87	Cle	6	17.3	0
114	Rishard Matthews	11/16/17	Pit	5	22.6	1	104	Charlie Hennigan	11/15/64	Oak	6	17.3	0
114	Bob McLeod (TE)	12/09/62	Oak	5	22.8	1	104	Billy Johnson	11/28/76	Atl	5	20.8	1

## TOP PERFORMANCES: 100-YARD RECEIVING GAMES

Yards	Player	Date	Opp	Rec	Avg	TD	Yards	Player	Date	Opp	Rec	Avg	TD
104	Derrick Mason	09/19/04	Ind	8	13.0	0	101	Drew Hill	11/08/87	SF	4	25.3	0
104	Chris Sanders	09/24/95	Cin	2	52.0	2	101	Mike Holston	11/29/81	Atl	8	12.6	1
104	Taywan Taylor	12/02/18	NYJ	3	34.7	0	101	Roy Hopkins (RB)	11/08/70	KC	6	16.8	0
103	Jim Beirne	11/28/68	KC	4	25.8	1	101	Brandon Jones	12/24/06	Buf	5	20.2	1
103	Drew Hill	12/08/85	NYG	6	17.2	0	101	Jerry LeVias	11/29/70	Den	3	33.7	2
103	Haywood Jeffires	09/11/94	Dal	6	17.2	0	101	Jerry LeVias	11/23/69	Mia	4	25.3	1
103	Derrick Mason	10/01/00	NYG	6	17.2	1	101	Chris Sanders	10/18/98	Cin	3	33.7	0
103	Jared Cook (TE)	12/18/11	Ind	9	11.4	0	101	Tajae Sharpe	10/21/18	LAC	7	14.4	0
103	Kendall Wright	11/24/13	Oak	6	17.2	1	101	Tim Smith	10/21/84	SF	6	16.8	1
102	Dave Casper (TE)	12/19/82	Phi	5	20.4	1	101	Kendall Wright	09/13/15	TB	4	25.3	1
102	Willie Frazier (TE)	11/06/64	BPA	2	51.0	1	100	Dave Casper (TE)	11/28/82	NE	6	16.7	1
102	Ernest Givins	11/23/86	Ind	7	14.6	0	100	Curtis Duncan	12/13/92	GB	6	16.7	0
102	Bill Groman	10/23/60	NYT	5	20.4	3	100	Charley Frazier	09/03/66	Den	6	16.7	3
102	Drew Hill	11/26/90	Buf	6	17.0	0	100	A.J. Brown	09/08/19	Cle	3	33.3	0
102	Drew Hill	12/13/87	NO	4	25.5	0	100	Ernest Givins	10/25/92	Cin	8	12.5	1
102	Chris Sanders	12/01/96	NYJ	3	34.0	1	100	Ernest Givins	11/26/92	Det	4	25.0	0
102	Tim Smith	09/09/84	Ind	6	17.0	0	100	Bill Groman	10/29/61	Buf	2	50.0	2
102	Yancey Thigpen	09/27/98	Jac	6	17.0	2	100	Drew Hill	11/20/88	Pho	5	20.0	1
102	Nate Washington	12/14/14	NYJ	6	17.0	0	100	Chris Johnson (RB)	11/15/09	Buf	9	11.1	0
101	A.J. Brown	11/08/20	Chi	4	25.3	1	100	Marcus Johnson	11/14/21	NO	5	20.0	0
101	Corey Davis	09/14/20	Den	7	14.4	0	100	Charlie Joiner	10/25/70	SD	5	20.0	1
101	Ernest Givins	10/14/90	Cin	6	16.8	1	100	Chris Sanders	12/19/99	Atl	5	20.0	1
101	Bill Groman	12/10/61	NYT	5	20.2	0	100	Chris Sanders	12/14/97	Bal	7	14.3	0
101	Bill Groman	12/11/60	Buf	3	33.7	1	100	Chris Sanders	10/13/96	Atl	4	25.0	1
101	Charlie Hennigan	10/01/61	DLT	3	33.7	1	100	Frank Wycheck (TE)	10/21/01	Det	7	14.3	1
101	Charlie Hennigan	09/07/63	Oak	7	14.4	1							
101	Drew Hill	11/05/89	Det	9	11.2	1							

**CAREER 100-YARD RECEIVING GAMES**

No.	Player	W-L-T
26	Charlie Hennigan	12-14-0
24	Drew Hill	15-9-0
18	Ernest Givins	7-11-0
14	Ken Burrough	12-2-0
13	Derrick Mason	7-6-0
12	A.J. Brown	10-2-0
10	Tim Smith	3-7-0
9	Drew Bennett	3-6-0
9	Nate Washington	4-5-0
8	Charles Frazier	3-5-0
8	Bill Groman	8-0-0
8	Chris Sanders	6-2-0
7	Kenny Britt	4-3-0
7	Corey Davis	5-2-0
6	Haywood Jeffires	3-3-0
5	Jerry LeVias	3-1-1
5	Kendall Wright	3-2-0
4	Kevin Dyson	3-1-0
4	Rishard Matthews	2-2-0
4	Alvin Reed	1-3-0
4	Webster Slaughter	2-2-0
4	Delanie Walker	1-3-0
3	Curtis Duncan	1-2-0
3	Justin Gage	3-0-0
2	Mike Barber	2-0-0
2	Jim Bierne	0-1-1
2	Jared Cook	1-1-0
2	Willard Dewveall	1-1-0
2	Dorial Green-Beckham	1-1-0
2	Justin Hunter	1-1-0
2	Billy Johnson	2-0-0
2	Charlie Joiner	0-1-1
2	Yancey Thigpen	0-2-0
2	Lorenzo White	2-0-0
2	Butch Woolfolk	1-1-0
1	Sid Blanks	0-1-0
1	Chris Brown	1-0-0
1	Pat Coleman	1-0-0
1	Anthony Firkser	1-0-0
1	Willie Fraizer	1-0-0
1	Eddie George	0-1-0
1	Mac Haik	1-0-0
1	Ronnie Harmon	1-0-0
1	Leonard Harris	1-0-0
1	Mike Holston	0-1-0
1	Roy Hopkins	0-1-0
1	Chris Johnson	1-0-0
1	Marcus Johnson	1-0-0
1	Brandon Jones	1-0-0
1	Julio Jones	1-0-0
1	Mike Montgomery	0-1-0
1	Dave Parks	1-0-0
1	Carl Pickens	1-0-0
1	Kalif Raymond	1-0-0
1	Bo Scaife	1-0-0
1	Tajaé Sharpe	0-1-0
1	Taywan Taylor	1-0-0
1	Ben Troupe	0-1-0
1	Gary Wellman	1-0-0
1	<b>Nick Westbrook-Ikhine</b>	0-1-0
1	John White	0-1-0
1	Damian Williams	1-0-0
1	Oliver Williams	0-1-0
1	Roydell Williams	1-0-0
1	Frank Wycheck	1-0-0

**CAREER 100-YARD RUSHING GAMES**

No.	Player	W-L-T
39	Earl Campbell	28-11-0
36	Eddie George	30-6-0
35	Chris Johnson	26-9-0
25	<b>Derrick Henry</b>	22-3-0
11	Hoyle Granger	8-2-1
8	Mike Rozier	6-2-0
7	Chris Brown	4-3-0
7	LenDale White	6-1-0
7	Lorenzo White	4-3-0
6	Gary Brown	6-0-0
6	Ronnie Coleman	5-1-0
6	DeMarco Murray	4-2-0
6	Charlie Tolar	6-0-0
6	Travis Henry	3-3-0
5	Billy Cannon	5-0-0
3	Rob Carpenter	2-1-0
3	D'Onta Foreman	1-2-0
3	Larry Moriarty	2-1-0
3	Dave Smith	3-0-0
2	Sid Blanks	2-0-0
2	Woody Campbell	2-0-0
2	Allen Pinkett	2-0-0
2	Rodney Thomas	2-0-0
1	Ode Burrell	0-1-0
1	Joe Dawkins	0-1-0
1	Don Hardeman	1-0-0
1	<b>Dontrell Hilliard</b>	0-1-0
1	Skip Hicks	1-0-0
1	Roy Hopkins	1-0-0
1	Marcus Mariota	1-0-0
1	Paul Robinson	0-1-0
1	Fred Willis	0-1-0
1	Butch Woolfolk	1-0-0

**CAREER 300-YARD PASSING GAMES**

No.	Player	W-L-T
38	Warren Moon	20-18-0
15	George Blanda	5-10-0
10	Steve McNair	4-6-0
8	<b>Ryan Tannehill</b>	6-2-0
8	Marcus Mariota	3-5-0
3	Matt Hasselbeck	3-0-0
3	Jake Locker	1-2-0
3	Billy Volek	0-3-0
3	Dan Pastorini	0-3-0
2	Cody Carlson	1-1-0
2	Ryan Fitzpatrick	1-1-0
2	Jacky Lee	1-0-1
2	Archie Manning	0-2-0
2	Neil O'Donnell	1-1-0
2	Vince Young	1-1-0
1	Pete Beathard	0-0-1
1	Chris Chandler	1-0-0
1	Kerry Collins	0-1-0
1	Lynn Dickey	1-0-0
1	Zach Mettenberger	0-1-0
1	Gifford Nielsen	1-0-0
1	Jerry Rhome	0-1-0
1	Ken Stabler	0-1-0
1	Don Trull	0-1-0

## TOP PERFORMANCES BY TEAMMATES

### GAMES WITH MORE THAN ONE 100-YARD RUSHER

Dec. 15, 1962	@ New York, Billy Cannon (9-103) and Charlie Tolar (29-107)
Nov. 12, 1967	@ Denver, Woody Campbell (16-101) and Hoyle Granger (22-142)
Dec. 3, 1967	vs. Miami, Woody Campbell (18-141) and Hoyle Granger (25-111)
Sep. 28, 1975	vs. San Diego, Ronnie Coleman (16-112) and Don Hardeman (27-107)
Nov. 27, 1977	vs. Kansas City, Rob Carpenter (14-149) and Ronnie Coleman (15-101)
Oct. 19, 2008	@ Kansas City, Chris Johnson (18-168) and LenDale White (17-149)
Nov. 27, 2008	@ Detroit, Chris Johnson (16-125) and LenDale White (23-106)
Nov. 28, 2021	@ New England, Dontrell Hilliard (12-131) and D'Onta Foreman (19-109)

### GAMES WITH MORE THAN ONE 100-YARD RECEIVER

Nov. 25, 1960	@ Boston, Bill Groman (9-171) and Charlie Hennigan (7-113)
Sep. 24, 1961	@ San Diego, Charlie Hennigan (6-109) and John White (6-112)
Oct. 13, 1961	@ Boston, Bill Groman (8-148) and Charlie Hennigan (13-272)
Oct. 22, 1961	vs. Dallas, Bill Groman (4-123) and Charlie Hennigan (4-108)
Sep. 12, 1964	@ San Diego, Sid Banks (12-131) and Charlie Hennigan (7-104)
Nov. 6, 1964	@ Boston, Charles Frazier (9-143) and Willie Frazier (2-102)
Nov. 4, 1973	@ Baltimore, Ken Burrough (7-117) and Dave Parks (5-127)
Nov. 20, 1978	vs. Miami, Mike Barber (4-112) and Ken Burrough (6-103)
Nov. 20, 1988	vs. Phoenix, Ernest Givens (5-118) and Drew Hill (5-100)
Nov. 25, 2001	vs. Pittsburgh, Kevin Dyson (4-112) and Derrick Mason (7-114)
Dec. 2, 2001	@ Cleveland, Kevin Dyson (6-110) and Derrick Mason (3-122)
Dec. 19, 2004	@ Oakland, Derrick Mason (9-121) and Drew Bennett (13-160)
Nov. 24, 2013	@ Oakland, Justin Hunter (6-109) and Kendall Wright (6-103)

### GAMES WITH 300-YARD PASSER, TWO 100-YARD RECEIVERS

Nov. 25, 1960	at Boston, Jackie Lee (331 yards passing), Bill Groman (171 receiving), Charlie Hennigan (113 receiving)
Oct. 13, 1961	at Boston, Jacky Lee (457 yards passing), Charlie Hennigan (272 receiving), Bill Groman (148 receiving)
Nov. 6, 1964	at Boston, George Blanda (328 yards passing), Charles Frazier (143 receiving), Willie Frazier (102 receiving)
Nov. 4, 1973	at Baltimore, Lynn Dickey (340 yards passing), Dave Parks (127 receiving), Ken Burrough (117 receiving)
Nov. 25, 2001	vs. Pittsburgh, Steve McNair (334 yards passing), Derrick Mason (114 receiving), Kevin Dyson (112 receiving)
Dec. 19, 2004	at Oakland, Billy Volek (492 yards passing), Drew Bennett (160 receiving), Derrick Mason (121 receiving)
Nov. 24, 2013	at Oakland, Ryan Fitzpatrick (320 yards passing), Justin Hunter (109 receiving), Kendall Wright (103 receiving)

### GAMES WITH 100-YARD RUSHER, 100-YARD RECEIVER & 300-YARD PASSER

Dec. 17, 1961	at Oakland, George Blanda (350 yards passing), Billy Cannon (145 rushing), Charlie Hennigan (123 receiving), Willard Dewveall (108 receiving)
Sep. 4, 1983	vs. Green Bay, Archie Manning (348 yards passing), Earl Campbell (123 rushing), Tim Smith (197 receiving)
Nov. 29, 1987	at Indianapolis, Warren Moon (327 yards passing), Mike Rozier (122 rushing), Drew Hill (134 receiving)
Nov. 26, 1990	vs. Buffalo, Warren Moon (300 yards passing), Lorenzo White (125 rushing), Drew Hill (102 receiving)
Sep. 6, 1992	vs. Pittsburgh, Warren Moon (330 yards passing), Lorenzo White (100 rushing) and Haywood Jeffires (117 receiving)
Nov. 29, 2009	vs. Arizona, Vince Young (387 yards passing), Chris Johnson (154 rushing) and Kenny Britt (128 receiving)
Dec. 8, 2019	at Oakland, Ryan Tannehill (391 yards passing), Derrick Henry (103 rushing) and A.J. Brown (153 receiving)
Sept. 27, 2020	at Minnesota, Ryan Tannehill (321 yards passing), Derrick Henry (119 rushing) and Kalif Raymond (118 receiving)
Oct. 18, 2020	vs. Houston, Ryan Tannehill (366 yards passing), Derrick Henry (212 rushing) and Anthony Firkser (113 receiving)
Sept. 19, 2021	at Seattle, Ryan Tannehill (347 yards passing), Derrick Henry (182 rushing) and Julio Jones (128 receiving)



## LARGEST WIN/LOSS MARGINS

### LARGEST MARGIN OF VICTORY

MARGIN	SCORE	DATE	OPPONENT
1. 55 points	55-0	9/9/61	OAKLAND
2. 47 points	47-0	11/6/77	CHICAGO
3. 44 points	58-14	12/9/90	CLEVELAND
4. 42 points	55-13	11/5/61	at Denver
5. 40 points	47-7	12/13/09	ST. LOUIS
6. 39 points	56-17	10/14/62	N.Y. TITANS
7. 38 points	45-7	9/3/66	DENVER
8. 37 points	47-10	11/27/08	at Detroit
9. 36 points	49-13	11/19/61	N.Y. TITANS
10. 35 points	41-6	12/11/88	CINCINNATI
35 points	38-3	11/14/93	at Cincinnati
12. 34 points	37-3	11/11/12	at Miami
34 points	44-10	12/15/62	at N.Y. Titans
13. 32 points	35-3	12/10/00	CINCINNATI
32 points	35-3	10/27/91	CINCINNATI
32 points	39-7	10/1/89	MIAMI

### LARGEST MARGIN OF DEFEAT

MARGIN	SCORE	DATE	OPPONENT
1. 59 points	59-0	10/18/09	at New England
2. 54 points	61-7	12/17/89	at Cincinnati
3. 48 points	55-7	12/23/12	at Green Bay
4. 44 points	44-0	11/1/70	at St. Louis
44 points	61-17	12/17/72	CINCINNATI
6. 43 points	57-14	10/1/17	at Houston
7. 42 points	45-3	11/1/63	at Boston
42 points	52-10	12/20/70	at Dallas
42 points	45-3	9/18/88	at N.Y. Jets
10. 41 points	55-14	11/6/83	CINCINNATI
41 points	51-10	10/13/74	at Minnesota
12. 39 points	52-13	9/18/66	at N.Y. Jets
13. 34 points	34-0	10/9/72	OAKLAND
34 points	34-0	11/26/89	at Kansas City
34 points	41-7	10/23/11	HOUSTON
16. 33 points	40-7	11/22/87	CLEVELAND
33 points	40-7	9/17/06	at San Diego



TENNESSEE TITANS

**HISTORY**



# 2021 SEASON (12-5 REGULAR SEASON, 0-1 PLAYOFFS) • 1ST PLACE AFC SOUTH

DATE	OPPONENT	SCORE	W/L	ATT
Sept. 12	ARIZONA	13-38	L	67,216
Sept. 19	at Seattle	33-30 (W OT)		68,585
Sept. 26	INDIANAPOLIS	25-16	W	67,914
Oct. 3	at N.Y. Jets	24-27 (L OT)		70,232
Oct. 10	at Jacksonville	37-19	W	58,282
Oct. 18	BUFFALO	34-31	W	69,419
Oct. 24	KANSAS CITY	27-3	W	69,484
Oct. 31	at Indianapolis	34-31 (W OT)		59,175
Nov. 7	at L.A. Rams	28-16	W	71,785
Nov. 14	NEW ORLEANS	23-21	W	69,414
Nov. 21	HOUSTON	13-22	L	67,395
Nov. 28	at New England	13-36	L	65,878
Dec. 12	JACKSONVILLE	20-0	W	67,808
Dec. 19	at Pittsburgh	13-19	L	59,521
Dec. 23	SAN FRANCISCO	20-17	W	69,361
Jan. 2	MIAMI	34-3	W	69,091
Jan. 9	at Houston	28-25	W	66,722
Jan. 22	Cincinnati	16-19	L	69,242

	TITANS	OPP
<b>Total First Downs</b>	<b>362</b>	<b>331</b>
Rushing	134	90
Passing	194	204
Penalty	34	37
3rd Down: Made/Att	103/236	77/210
3rd Down Pct.	43.6	36.7
4th Down: Made/Att	15/24	14/24
4th Down Pct.	62.5	58.3
<b>Possession Avg.</b>	<b>32:40</b>	<b>27:20</b>
<b>Total Net Yards</b>	<b>5,822</b>	<b>5,607</b>
Avg. Per Game	342.5	329.8
Total Plays	1133	1039
Avg. Per Play	5.1	5.4
<b>Net Yards Rushing</b>	<b>2,404</b>	<b>1,438</b>
Avg. Per Game	141.4	84.6
Total Rushes	551	368
<b>Net Yards Passing</b>	<b>3,418</b>	<b>4,169</b>
Avg. Per Game	201.1	245.2
Sacked/Yards Lost	47/327	43/316
Gross Yards	3745	4485
Att./Completions	535/359	628/395
Completion Pct.	67.1	62.9
Had Intercepted	14	16
<b>Punts/Average</b>	<b>58/44.6</b>	<b>67/44.6</b>
Net Punting Avg.	58/39.8	67/38.7
<b>Penalties/Yards</b>	<b>103/973</b>	<b>118/1,070</b>
<b>Fumbles/Ball Lost</b>	<b>25/11</b>	<b>21/6</b>
<b>Touchdowns</b>	<b>49</b>	<b>38</b>
Rushing	23	14
Passing	22	24
Returns	4	0

BY PERIODS	1	2	3	4	OT	PTS
Team	61	167	65	120	6	419
Opponents	56	112	84	99	3	354

SCORING	TD	RU	PA	RT	PAT	FG	S	TP
Bullock	0	0	0	0	42/45	26/31	0	120
Henry	10	10	0	0			0	62
Tannehill	7	7	0	0			0	42
A.J. Brown	5	0	5	0			0	30
Westbrook-Ikhine	4	0	4	0			0	24
Pruitt	3	0	3	0			0	20
Firkser	3	0	2	1			0	18
Foreman	3	3	0	0			0	18
Swaim	3	0	3	0			0	18
Byard	2	0	0	2			0	12
Hilliard	2	2	0	0			0	12
Batson	1	0	1	0			0	6
Fitzpatrick	1	0	1	0			0	6
Ju. Jones	1	0	1	0			0	6
McNichols	1	0	1	0			0	6
Molden	1	0	0	1			0	6
Peterson	1	1	0	0			0	6
Rogers	1	0	1	0			0	6
Badgley	0	0	0	0	1/2	0/1	0	1
<b>Team</b>	<b>49</b>	<b>23</b>	<b>22</b>	<b>4</b>	<b>43/47</b>	<b>26/32</b>	<b>0</b>	<b>419</b>
<b>Opponents</b>	<b>38</b>	<b>14</b>	<b>24</b>	<b>0</b>	<b>29/34</b>	<b>31/38</b>	<b>0</b>	<b>354</b>

**2-Pt Conversions:** Henry, Pruitt, **TM 2-2; OP 2-4**  
**FUM/LOST:** Tannehill 10/4, Rogers 4/1, Firkser 2/1, Foreman 2/1, Hilliard 2/1, Blasingame 1/1, Brewer 1/0, Henry 1/0, McMath 1/1, Westbrook-Ikhine 1/1

RUSHING	No	Yds	Avg	Lg	TD
Henry	219	937	4.3	76t	10
Foreman	133	566	4.3	35	3
Hilliard	56	350	6.3	68t	2
Tannehill	55	270	4.9	28	7
McNichols	41	156	3.8	14	0
Peterson	27	82	3.0	16	1
Batson	2	15	7.5	11	0

PASSING	Att	Cmp	Pct	Yards	Yds/Att	TD	Int	Lg	SK/Yds	Rating
Tannehill	531	357	67.2	3,734	7.03	21	14	57t	47/327	89.6
A.J. Brown	2	0	0.0	0	0.00	0	0	---	0/0	39.6
M. Farley	1	1	100.0	6	6.00	0	0	6	0/0	91.7
Henry	1	1	100.0	5	5.00	1	0	5t	0/0	127.1
<b>Team</b>	<b>535</b>	<b>359</b>	<b>67.1</b>	<b>3,745</b>	<b>7.00</b>	<b>22</b>	<b>14</b>	<b>57t</b>	<b>47/327</b>	<b>90.0</b>
<b>Opponents</b>	<b>628</b>	<b>395</b>	<b>62.9</b>	<b>4,485</b>	<b>7.14</b>	<b>24</b>	<b>16</b>	<b>68t</b>	<b>43/316</b>	<b>86.4</b>

A.J. Brown	2	10	5.0	7	0
Rogers	1	9	9.0	9	0
D. Evans	2	7	3.5	5	0
Blasingame	3	6	2.0	3	0
Sargent	2	4	2.0	2	0
M. Johnson	2	-2	-1.0	5	0
Woodside	6	-6	-1.0	-1	0
<b>Team</b>	<b>551</b>	<b>2,404</b>	<b>4.4</b>	<b>76t</b>	<b>23</b>
<b>Opponents</b>	<b>368</b>	<b>1,438</b>	<b>3.9</b>	<b>58t</b>	<b>14</b>

RECEIVING	No	Yds	Avg	Lg	TD
A.J. Brown	63	869	13.8	57t	5
Westbrook-Ikhine	38	476	12.5	46	4
Firkser	34	291	8.6	24	2
Ju. Jones	31	434	14.0	51	1
Swaim	31	210	6.8	26	3
Rogers	30	301	10.0	39	1
McNichols	28	240	8.6	27	1
Hilliard	19	87	4.6	28	0
Henry	18	154	8.6	16	0
Pruitt	14	145	10.4	22	3
Reynolds	10	90	9.0	12	0
M. Johnson	9	160	17.8	50	0
Foreman	9	123	13.7	39	0
Fitzpatrick	5	49	9.8	18t	1
Hollister	4	33	8.3	14	0
Peterson	4	8	2.0	5	0
Hudson	3	31	10.3	14	0
Batson	2	15	7.5	13	1
D. Evans	2	11	5.5	6	0
McMath	2	8	4.0	9	0
Blasingame	2	4	2.0	5	0
Hooker	1	6	6.0	6	0
<b>Team</b>	<b>359</b>	<b>3,745</b>	<b>10.4</b>	<b>57t</b>	<b>22</b>
<b>Opponents</b>	<b>395</b>	<b>4,485</b>	<b>11.4</b>	<b>68t</b>	<b>24</b>

INTERCEPTIONS	No	Yds	Avg	Lg	TD
Byard	5	66	13.2	24t	1
Fulton	2	13	6.5	13	0
Long	2	6	3.0	6	0
R. Evans	2	1	0.5	1	0
Hooker	1	21	21.0	21	0
Skrine	1	17	17.0	17	0
J. Brown	1	2	2.0	2	0
Molden	1	2	2.0	2t	1
Jenkins	1	0	0.0	0	0
<b>Team</b>	<b>16</b>	<b>128</b>	<b>8.0</b>	<b>24t</b>	<b>2</b>
<b>Opponents</b>	<b>14</b>	<b>252</b>	<b>18.0</b>	<b>82</b>	<b>0</b>

PUNTING	No	Yds	Avg	Net	TB	In	Lg	B
Kern	47	2,105	44.8	40.4	1	18	59	0
Townsend	11	465	42.3	37.0	1	2	63	0
<b>Team</b>	<b>58</b>	<b>2,570</b>	<b>44.3</b>	<b>39.8</b>	<b>2</b>	<b>20</b>	<b>63</b>	<b>0</b>
<b>Opponents</b>	<b>67</b>	<b>2,986</b>	<b>44.6</b>	<b>38.7</b>	<b>5</b>	<b>27</b>	<b>66</b>	<b>0</b>

PUNT RETURNS	No	FC	Yds	Avg	Lg	TD
Rogers	30	20	293	9.8	55	0
Kinsey	0	1	0	---	---	0
<b>Team</b>	<b>30</b>	<b>21</b>	<b>292</b>	<b>9.8</b>	<b>55</b>	<b>0</b>
<b>Opponents</b>	<b>22</b>	<b>16</b>	<b>223</b>	<b>10.1</b>	<b>18</b>	<b>0</b>

KICKOFF RETURNS	No	Yds	Avg	Lg	TD
Rogers	14	282	20.1	37	0
M. Johnson	9	179	19.9	31	0
Hilliard	8	177	22.1	26	0
Batson	5	80	16.0	20	0
McNichols	2	31	15.5	16	0
Blasingame	1	12	12.0	12	0
D. Evans	1	17	17.0	17	0
<b>Team</b>	<b>40</b>	<b>778</b>	<b>19.5</b>	<b>37</b>	<b>0</b>
<b>Opponents</b>	<b>40</b>	<b>812</b>	<b>20.3</b>	<b>37</b>	<b>0</b>

FIELD GOALS	1-19	20-29	30-39	40-49	50+
Bullock	0/0	5/5	12/12	8/13	1/1
Badgley	0/0	0/0	0/0	0/1	0/0
<b>Team</b>	<b>0/0</b>	<b>5/5</b>	<b>12/12</b>	<b>8/14</b>	<b>1/1</b>
<b>Opponents</b>	<b>0/0</b>	<b>12/12</b>	<b>9/9</b>	<b>7/8</b>	<b>3/9</b>

**Bullock:** () (33G,30G,24G,44N,36G) (32G) (44G,46G,36G,49N) (34G) (43G,38G) (34G,51G) (46G,44G) () (28G,36G,36G) () (44N) (47N,44G,29G) (26G,32G) (38G,44G) (23G,44G) (42N)  
**TM:** (46N) (33G,30G,24G,44N,36G) (32G) (44G,46G,36G,49N) (34G) (43G,38G) (34G,51G) (46G,44G) () (28G,36G,36G) () (44N) (47N,44G,29G) (26G,32G) (38G,44G) (23G,44G) (42N)  
**OPP:** (34G,43N) (31G) (43G,28G,24G,51N) (27G,22G) (53N) (24G,28G,52G) (42G,57N) (34G) (34G,22G,54G) (20G) (43G,24G,37G) (22G,37G,44G,53N,28G,52G) () (36G,56N,28G,46G,48G) (48G)(39G,53N) (31G)

SACKS	No	Yds
Landry 12, Autry 9, Simmons 8.5, Dupree 3, Adeniyi 2.5, N. Jones 2.5, Peko 2, Roberson 1.5, Byard 1, (group) 1		
<b>TM 43, OPP 47</b>		

**TACKLES (Total-Assists-Solo)**  
 Byard (88-57-31), Landry (75-52-23), Long (75-46-29), Hooker (62-38-24), Molden (60-42-18), R. Evans (57-35-22), Jenkins (55-39-16), J. Brown (55-36-19), Simmons (54-42-12), Fulton (40-30-10), Cruikshank (38-27-11), Jackson (33-28-5), Autry (32-25-7), Rice (30-15-15), N. Jones (29-18-11), Cunningham (25-18-7), Dupree (17-13-4), Skrine (17-11-6), Tart (16-10-6), Adeniyi (11-8-3), Mabin (10-9-1), Peko (10-7-3), Roberson (10-6-4), Murchison (8-4-4), C. Jones (6-5-1), Simon (6-4-2), Cole (6-2-4), M. Farley (5-4-1), C. Farley (4-4-0), Borders (4-3-1), Dzubnar (4-1-3), McDougald (3-3-0), Strong (3-1-2), Ankok (3-3-0), Weaver (2-0-2), Bledsoe (1-1-0), A.J. Brown (1-1-0), Jo. Jones (1-0-1)

### USUAL STARTING LINEUP

**OFFENSE**

WR A.J. Brown (11)  
 TE Geoff Swaim (87)  
 LT Taylor Lewan (77)  
**LG Rodger Saffold III (76)**  
 C Ben Jones (60)  
 RG Nate Davis (64)  
 RT David Quessenberry (72)  
 WR Nick Westbrook-Ikhine (15)  
 WR Julio Jones (2)  
 QB Ryan Tannehill (17)  
 RB Derrick Henry (22)

**DEFENSE**

DE Denico Autry (96)  
 NT Teair Tart (93)  
**DT Jeffery Simmons (98)**  
 OLB Bud Dupree (48)  
 ILB David Long Jr. (51)  
 ILB Rashaan Evans (54)  
**OLB Harold Landry III (58)**  
 CB Jackrabbit Jenkins (20)  
 SS Amani Hook

# 2020 SEASON (II-S REGULAR SEASON, O-I PLAYOFFS) • 1ST PLACE AFC SOUTH

DATE	OPPONENT	SCORE	W/L	ATT
Sept. 14	at Denver	16-14	W	
Sept. 20	Jacksonville	33-30	W	
Sept. 27	at Minnesota	31-30	W	
Oct. 13	Buffalo	42-16	W	8,403
Oct. 18	Houston	42-36	W (OT)	10,166
Oct. 25	Pittsburgh	24-27	L	10,355
Nov. 1	at Cincinnati	20-31	L	9,712
Nov. 8	Chicago	24-17	W	13,871
Nov. 12	Indianapolis	17-34	L	13,949
Nov. 22	at Baltimore	30-24	W (OT)	
Nov. 29	at Indianapolis	45-26	W	12,464
Dec. 6	Cleveland	35-41	L	13,986
Dec. 13	at Jacksonville	31-10	W	15,896
Dec. 20	Detroit	46-25	W	13,797
Dec. 27	at Green Bay	14-40	L	
Jan. 3	at Houston	41-38	W	12,504
<b>Jan. 10</b>	<b>Baltimore</b>	<b>13-20</b>	<b>L</b>	<b>14,029</b>

	TITANS	OPP
<b>Total First Downs</b>	<b>381</b>	<b>391</b>
Rushing	142	113
Passing	203	247
Penalty	36	31
3rd Down: Made/Att	84/182	111/214
3rd Down Pct.	46.2	51.9
4th Down: Made/Att	10/16	15/26
4th Down Pct.	62.5	57.7
<b>Possession Avg.</b>	<b>28:28</b>	<b>31:32</b>
<b>Total Net Yards</b>	<b>6343</b>	<b>6372</b>
Avg. Per Game	396.4	398.3
Total Plays	1031	1076
Avg. Per Play	6.2	5.9
<b>Net Yards Rushing</b>	<b>2690</b>	<b>1933</b>
Avg. Per Game	168.1	120.8
Total Rushes	521	427
<b>Net Yards Passing</b>	<b>3653</b>	<b>4439</b>
Avg. Per Game	228.3	277.4
Sacked/Yards Lost	25/173	19/154
Gross Yards	3826	4593
Att./Completions	485/316	630/423
Completion Pct.	65.2	67.1
Had Intercepted	7	15
<b>Punts/Average</b>	<b>50/45.1</b>	<b>45/47.7</b>
Net Punting Avg.	50/40.1	45/41.8
<b>Penalties/Yards</b>	<b>86/783</b>	<b>103/840</b>
<b>Fumbles/Ball Lost</b>	<b>15/5</b>	<b>21/8</b>
<b>Touchdowns</b>	<b>62</b>	<b>55</b>
Rushing	26	18
Passing	33	36
Returns	3	1

BY PERIODS	1	2	3	4	OT	PTS
<b>Team</b>	<b>96</b>	<b>144</b>	<b>101</b>	<b>138</b>	<b>12</b>	<b>491</b>
<b>Opponents</b>	<b>77</b>	<b>143</b>	<b>97</b>	<b>122</b>	<b>0</b>	<b>439</b>

SCORING	TD	RU	PA	RT	PAT	FG	S	TP
Henry	17	17	0	0			0	104
Gostkowski	0	0	0	0	46/48	18/26	0	100
A. Brown	12	0	11	1			0	72
J. Smith	9	1	8	0			0	54
Sloman	0	0	0	0	5/5	2/2	0	11
Tannehill	7	7	0	0			0	46
C. Davis	5	0	5	0			0	30
Pruitt	3	0	2	1			0	18
Humphries	2	0	2	0			0	12
Batson	1	0	1	0			0	6
D. Evans	1	0	1	0			0	6
Firkser	1	0	1	0			0	6
Foreman	1	0	1	0			0	6
King	1	0	0	1			0	6
McNichols	1	1	0	0			0	6
Swaim	1	0	1	0			0	6
Westbrook-Ikhine	0	0	0	0			0	2
<b>Team</b>	<b>62</b>	<b>26</b>	<b>33</b>	<b>3</b>	<b>51/53</b>	<b>20/28</b>	<b>0</b>	<b>491</b>
<b>Opponents</b>	<b>55</b>	<b>18</b>	<b>36</b>	<b>1</b>	<b>42/47</b>	<b>21/23</b>	<b>1</b>	<b>439</b>

**2-Pt Conversions:** Tannehill 2, Henry, Westbrook-Ikhine, **TM 4-7**, **OPP 1-8**

**FUM/Lost:** Tannehill 6/11, Henry 3/2, A. Brown 2/1, Batson 1/0, Brinkley 1/0, C. Davis 1/1, Douglas 1/0

RUSHING	No	Yds	Avg	Lg	TD
Henry	378	2027	5.4	94t	17
Tannehill	43	266	6.2	45t	7
McNichols	47	204	4.3	20	1
Foreman	22	95	4.3	15	0
D. Evans	14	54	3.9	9	0
Batson	4	20	5.0	11	0
Woodside	7	10	1.4	18	0
Perry	2	9	4.5	6	0
Hooker	1	4	4.0	4	0
J. Smith	2	4	2.0	3	1
Humphries	0	0	---	---	0

PASSING	Att	Cmp	Pct	Yards	Yds/Att	TD	Int	Lg	Sk/Yds	Rating
Tannehill	481	315	65.5	3,819	7.94	33	7	75t	24/173	106.5
Woodside	3	1	33.3	7	2.33	0	0	7	0/0	42.4
Kern	1	0	0.0	0	0.0	0	0	0	0/0	39.6
Humphries	0	0	---	0	---	0	0	---	1/0	---
<b>Team</b>	<b>485</b>	<b>316</b>	<b>65.2</b>	<b>3,826</b>	<b>7.89</b>	<b>33</b>	<b>7</b>	<b>75t</b>	<b>25/173</b>	<b>105.9</b>
<b>Opponents</b>	<b>630</b>	<b>423</b>	<b>67.1</b>	<b>4,593</b>	<b>7.29</b>	<b>36</b>	<b>15</b>	<b>75t</b>	<b>19/154</b>	<b>97.5</b>

Raymond	1	-3	-3.0	-3	0
<b>Team</b>	<b>521</b>	<b>2690</b>	<b>5.2</b>	<b>94t</b>	<b>26</b>
<b>Opponents</b>	<b>427</b>	<b>1933</b>	<b>4.5</b>	<b>59</b>	<b>18</b>

RECEIVING	No	Yds	Avg	Lg	TD
A. Brown	70	1075	15.4	73t	11
C. Davis	65	984	15.1	75t	5
J. Smith	41	448	10.9	63	8
Firkser	39	387	9.9	45	1
Humphries	23	228	9.9	23	2
Henry	19	114	6.0	53	0
Batson	12	100	8.3	18	1
McNichols	12	55	4.6	9	0
Raymond	9	187	20.8	61	0
Swaim	9	83	9.2	16	1
Pruitt	5	49	9.8	22t	2
Blasingame	4	39	9.8	16	0
Westbrook-Ikhine	3	33	11.0	19	0
D. Evans	2	27	13.5	24	1
Hollister	1	12	12.0	12	0
Foreman	1	5	5.0	5t	1
Tannehill	1	0	0.0	0	0
<b>Team</b>	<b>316</b>	<b>3826</b>	<b>12.1</b>	<b>75t</b>	<b>33</b>
<b>Opponents</b>	<b>423</b>	<b>4593</b>	<b>10.9</b>	<b>75t</b>	<b>36</b>

INTERCEPTIONS	No	Yds	Avg	Lg	TD
Butler	4	111	27.8	68	0
Hooker	4	11	2.8	6	0
Fulton	1	44	44.0	44	0
Cruikshank	1	13	13.0	13	0
Joseph	1	5	5.0	5	0
Borders	1	0	0.0	0	0
J. Brown	1	0	0.0	0	0
Byard	1	0	0.0	0	0
Landry	1	0	0.0	0	0
T. Smith	0	5	---	5	0
<b>Team</b>	<b>15</b>	<b>189</b>	<b>12.6</b>	<b>68</b>	<b>0</b>
<b>Opponents</b>	<b>7</b>	<b>81</b>	<b>11.6</b>	<b>25</b>	<b>0</b>

PUNTING	No	Yds	Avg	Net	TB	In	Lg	B
Kern	37	1695	45.8	41.5	3	22	66	0
Allen	8	404	50.5	40.0	1	0	65	0
Daniel	4	157	39.3	30.0	0	0	52	1
<b>Team</b>	<b>50</b>	<b>2256</b>	<b>45.1</b>	<b>40.1</b>	<b>4</b>	<b>22</b>	<b>66</b>	<b>1</b>
<b>Opponents</b>	<b>45</b>	<b>2147</b>	<b>47.7</b>	<b>41.8</b>	<b>3</b>	<b>19</b>	<b>71</b>	<b>0</b>

PUNT RETURNS	No	FC	Yds	Avg	Lg	TD
Raymond	23	11	208	9.0	40	0
Batson	0	1	0	---	---	0
<b>Team</b>	<b>23</b>	<b>12</b>	<b>208</b>	<b>9.0</b>	<b>40</b>	<b>0</b>
<b>Opponents</b>	<b>20</b>	<b>13</b>	<b>171</b>	<b>8.6</b>	<b>57</b>	<b>0</b>

KICKOFF RETURNS	No	Yds	Avg	Lg	TD
Raymond	15	275	18.3	30	0
Batson	11	231	21.0	35	0
D. Evans	9	206	22.9	31	0
Blasingame	1	11	11.0	11	0
A. Brown	1	42	42.0	42t	1
Kalu	1	2	2.0	2	0
<b>Team</b>	<b>38</b>	<b>767</b>	<b>20.2</b>	<b>42t</b>	<b>1</b>
<b>Opponents</b>	<b>37</b>	<b>823</b>	<b>22.2</b>	<b>49</b>	<b>0</b>

FIELD GOALS	1-19	20-29	30-39	40-49	50+
Gostkowski	0/0	2/3	4/5	5/10	7/8
Sloman	0/0	0/0	1/1	1/1	0/0
<b>Team</b>	<b>0/0</b>	<b>2/3</b>	<b>5/6</b>	<b>6/11</b>	<b>7/8</b>
<b>Opponents</b>	<b>0/0</b>	<b>7/7</b>	<b>6/6</b>	<b>5/6</b>	<b>3/4</b>

**Gostkowski:** (47N,44B,42N,25G)(51G,49G)(39G,31G,30G,51G,54G,55G)(27B,37N)(51G,45N)(53N)(40G)(50G,44N)(40G,40G,22G)(49G)(53G)(38G)(0)

**Sloman, Ten.:** (0)(0)(0)(0)(0)(0)(0)(0)(47G,37G)

**TM:** (47N,44B,42N,25G)(51G,49G)(39G,31G,30G,51G,54G,55G)(27B,37N)(51G,45N)(53N)(40G)(50G,44N)(40G,40G,22G)(49G)(53G)(38G)(0)(47G,37G)

**OPP:** ((35G)(41G,49N)(43G)(38G)(38G,30G)(33G)(22G)(24G,43G)(30G,27G,29G)(27G,43G)(53B,53G)(53G)(24G,43G,28G,51G)

**SACKS**  
 Landry 5.5, Simmons 3, Crawford 2, D. Jones 2, King 1, J. Brown 1, Fulton 1, Ray 1, Reed 1, Vaccaro 1, R. Evans 0.5  
**TM 19, OPP 25**

**TACKLES (Solo-Assists-Total)**  
 Byard (111-79-32), Butler (100-86-14), R. Evans (96-59-37), Vaccaro (83-62-21), Brown (76-45-31), Landry III (69-46-23), Long Jr. (50-28-22), Jones (49-29-20), Simmons (49-24-25), Hooker (44-30-14), King II (31-21-10), Joseph (29-25-4), Crawford (28-20-8), Borders (27-22-5), C. Jackson (21-12-9), Clowney (19-14-5), Fulton (16-14-2), T. Smith (14-10-4), Compton (14-8-6), A. Jackson (12-9-3), Dickerson (10-4-6), Kalu (8-7-1), Roberson (6-4-2), Orr (5-5-0), Skipper (5-4-1), Tart (5-2-3), Murchison (5-1-4), Beasley Jr. (3-2-1), Reed (3-2-1), Correa (2-1-1), Mack (2-1-1), Dzubnar (1-1-0), Ray (1-1-0), Raymond (1-1-0)

### USUAL STARTING LINEUP

**OFFENSE**  
 WR Corey Davis (84)  
 TE Jonnu Smith (81)  
 LT Taylor Lewan (77)/Ty Sambrailo (70)/David Quessenberry (72)  
 LG Rodger Saffold III (76)  
 C Ben Jones (60)  
 RG Nate Davis (64)  
 RT Dennis Kelly (70)  
 TE Geoff Swaim (87)  
**WR A.J. Brown (11)**  
 QB Ryan Tannehill (17)  
**RB Derrick Henry (22)**

### DEFENSE

DE Jack Crawford (94)  
 NT DaQuan Jones (90)  
 DT Jeffery Simmons (98)  
 OLB Jadeveon Clowney (99)  
 ILB Rashaan Evans (54)  
 ILB Jayon Brown (55)  
 OLB Harold Landry III (58)  
 CB Malcolm Butler (21)  
 SS Kenny Vaccaro (24)  
 FS Kevin Byard (31)  
 CB Desmond King II (33)/Adoree' Jackson (25)

### SPECIALISTS

K Stephen Gostkowski (3)  
 P Brett Kern (6)  
 PR Kalif Raymond (14)  
 KR Kalif Raymond (14)

Pro Bowl [All-Pro](#)

**GM:** Jon Robinson; **Head Coach:** Mike Vrabel  
**Asst. Coaches:** Arthur Smith (off. coordinator), Craig Aukerman (ST), Brian Bell (strength and conditioning assist.), Scott Booker (safeties), Shane Bowen (OLB), Keith Carter (OL), Ryan Crow (assist. ST), Tony Dews (RB), Todd Downing (TE), Matt Edwards (def. assist.), Monday Gee (strength and conditioning assist.), Jim Haslett (ILB), Chandler Henley (quality control), Zak Kuhr (def. quality control), Anthony Midget (secondary), Rob Moore (WR), Pat O'Hara (QB), Frank Piraino (strength and conditioning), Luke Steckel (off. assist.), John Streicher (coordinator of football development), Mike Sullivan (assist. OL), Terrell Williams (DL)

### AMERICAN FOOTBALL CONFERENCE STANDINGS

AFC EAST	W	L	T	Pct
Buffalo	13	3	0	.813
Miami	10	6	0	.625
New England	7	9	0	.438
New York Jets	2	14	0	.125
AFC NORTH	W	L	T	Pct
Pittsburgh	12	4	0	.750
* Baltimore	11	5	0	.688
* Cleveland	11	5	0	.688
Cincinnati	4	11	1	.281
AFC SOUTH	W	L	T	Pct
Tennessee	11	5	0	.688
* Indianapolis	11	5	0	.688
Houston	4	12	0	.250
Jacksonville	1	15	0	.063
AFC WEST	W	L	T	Pct
Kansas City	14	2	0	.875
Las Vegas	8	8	0	.500
Los Angeles Chargers	7	9	0	.438
Denver	5	11	0	.313

### NATIONAL FOOTBALL CONFERENCE STANDINGS

NFC EAST	W	L	T	Pct
Washington	7	9	0	.438
New York Giants	6	10	0	.375
Dallas	6	10	0	.375
Philadelphia	4	11	1	.281
NFC NORTH	W	L	T	Pct
Green Bay	13	3	0	.813
* Chicago	8	8	0	.500
Minnesota	7	9	0	.438
Detroit	5	11	0	.313
NFC SOUTH	W	L	T	Pct



## 2019 SEASON (9-7 REGULAR SEASON, 2-1 PLAYOFFS) • 2ND PLACE AFC SOUTH

DATE	OPPONENT	SCORE	W/L	ATT
Sep. 8	at Cleveland	43-13	W	67,431
Sep. 15	INDIANAPOLIS	17-19	L	62,849
Sep. 19	at Jacksonville	7-20	L	58,613
Sep. 29	at Atlanta	24-10	W	72,108
Oct. 6	BUFFALO	7-14	L	66,910
Oct. 13	at Denver	0-16	L	75,815
Oct. 20	L.A. CHARGERS	23-20	W	62,431
Oct. 27	TAMPA BAY	27-23	W	62,073
Nov. 3	at Carolina	20-30	L	72,540
Nov. 10	KANSAS CITY	35-32	W	68,864
Nov. 24	JACKSONVILLE	42-20	W	60,926
Dec. 1	at Indianapolis	31-17	W	60,361
Dec. 8	at Oakland	42-21	W	52,760
Dec. 15	HOUSTON	21-24	L	65,265
Dec. 22	NEW ORLEANS	28-38	L	66,756
Dec. 29	at Houston	35-14	W	71,794
Jan. 4	at New England	20-13	W	65,878
Jan. 11	at Baltimore	28-12	W	71,254
Jan. 19	at Kansas City	24-35	L	73,656

		TITANS	OPP
<b>Total First Downs</b>		<b>317</b>	<b>335</b>
Rushing		104	95
Passing		177	213
Penalty		36	27
3rd Down: Made/Att		70/185	74/204
3rd Down Pct.		37.8	36.3
4th Down: Made/Att		4/14	10/25
4th Down Pct.		28.6	40.0
<b>Possession Avg.</b>		<b>28:31</b>	<b>31:29</b>
<b>Total Net Yards</b>		<b>5,805</b>	<b>5,752</b>
Avg. Per Game		362.8	359.5
Total Plays		949	1056
Avg. Per Play		6.1	5.4
<b>Net Yards Rushing</b>		<b>2,223</b>	<b>1,672</b>
Avg. Per Game		138.9	104.5
Total Rushes		445	415
<b>Net Yards Passing</b>		<b>3,582</b>	<b>4,080</b>
Avg. Per Game		223.9	255.0
Sacked/Yards Lost		56/374	43/276
Gross Yards		3956	4356
Att./Completions		448/297	598/386
Completion Pct.		66.3	64.5
Had Intercepted		8	14
<b>Punts/Average</b>		<b>78/47.1</b>	<b>71/46.5</b>
Net Punting Avg.		78/43.1	71/42.7
<b>Penalties/Yards</b>		<b>99/932</b>	<b>125/1025</b>
<b>Fumbles/Ball Lost</b>		<b>21/9</b>	<b>16/9</b>
<b>Touchdowns</b>		<b>54</b>	<b>39</b>
Rushing		21	14
Passing		29	25
Returns		4	0

BY PERIODS	1	2	3	4	OT	PTS
Team	69	77	110	146	0	402
Opponents	74	99	87	71	0	331

SCORING	TD	RU	PA	RT	PAT	FG	S	TP
Henry	18	16	2	0			0	108
A. Brown	9	1	8	0			0	54
Succop	0	0	0	0	24/25	1/6	0	27
Tannehill	4	4	0	0			0	26
Santos	0	0	0	0	12/12	4/9	0	24
Sharpe	4	0	4	0			0	24
Jon. Smith	3	0	3	0			0	18
Parkey	0	0	0	0	5/6	3/3	0	14
C. Davis	2	0	2	0			0	12
Humphries	2	0	2	0			0	12
De. Walker	2	0	2	0			0	12
Joseph	0	0	0	0	9/9	0/0	0	9
J. Brown	1	0	0	1			0	6
Butler	1	0	0	1			0	6
Evans	1	0	0	1			0	6
Firkser	1	0	1	0			0	6
Kelly	1	0	1	0			0	6
D. Lewis	1	0	1	0			0	6
Pruitt	1	0	1	0			0	6
Quessenberry	1	0	1	0			0	6
Raymond	1	0	1	0			0	6
T. Smith	1	0	0	1			0	6
Wake	0	0	0	0			1	2
<b>Team</b>	<b>54</b>	<b>21</b>	<b>29</b>	<b>4</b>	<b>50/52</b>	<b>8/18</b>	<b>1</b>	<b>402</b>
<b>Opponents</b>	<b>39</b>	<b>14</b>	<b>25</b>	<b>0</b>	<b>30/35</b>	<b>21/27</b>	<b>0</b>	<b>331</b>

**2-Pt Conversions:** Tannehill, TM 1-2, OPP 2-4  
**FUM/LOST:** Tannehill 6/3, Henry 5/3, Mariota 3/0, A. Brown 1/0, C. Davis 1/0, Humphries 1/0, Jackson 1/1, D. Lewis 1/1, Raymond 1/1, De. Walker 1/0

RUSHING	No	Yds	Avg	Lg	TD
Henry	303	1,540	5.1	74t	16
D. Lewis	54	209	3.9	17	0
Tannehill	43	185	4.3	25	4
Mariota	24	129	5.4	15	0

PASSING	Att	Cmp	Pct	Yards	Yds/Att	TD	Int	Lg	Sk/Yds	Rating
Tannehill	286	201	2,742	70.3	9.59	22	6	91t	31/212	117.5
Mariota	160	95	1,203	59.4	7.52	7	2	75t	25/162	92.3
Kern	2	1	11	50.0	5.50	0	0	11	0/0	66.7
<b>Team</b>	<b>448</b>	<b>297</b>	<b>3,956</b>	<b>66.3</b>	<b>8.83</b>	<b>29</b>	<b>8</b>	<b>91t</b>	<b>56/374</b>	<b>108.3</b>
<b>Opponents</b>	<b>598</b>	<b>386</b>	<b>4,356</b>	<b>64.5</b>	<b>7.28</b>	<b>25</b>	<b>14</b>	<b>63t</b>	<b>43/276</b>	<b>90.4</b>

Jon. Smith	4	78	19.5	57	0
A. Brown	3	60	20.0	49t	1
Dawkins	11	26	2.4	14	0
Humphries	1	1	1.0	1	0
Kern	1	0	0.0	0	0
Raymond	1	-5	-5.0	-5	0
<b>Team</b>	<b>445</b>	<b>2,223</b>	<b>5.0</b>	<b>74t</b>	<b>21</b>
<b>Opponents</b>	<b>415</b>	<b>1,672</b>	<b>4.0</b>	<b>69</b>	<b>14</b>

RECEIVING	No	Yds	Avg	Lg	TD
A. Brown	52	1,051	20.2	91t	8
C. Davis	43	601	14.0	38	2
Humphries	37	374	10.1	30	2
Jon. Smith	35	439	12.5	57	3
Sharpe	25	329	13.2	47	4
D. Lewis	25	164	6.6	24	1
De. Walker	21	215	10.2	29	2
Henry	18	206	11.4	75t	2
Firkser	14	204	14.6	39	1
Raymond	9	170	18.9	52	1
Pruitt	6	90	15.0	42	1
Blasingame	4	54	13.5	24	0
Jennings	2	17	8.5	11	0
Hollister	2	13	6.5	11	0
R. Davis	1	16	16.0	16	0
Byard	1	11	11.0	11	0
Kelly	1	1	1.0	1t	1
Quessenberry	1	1	1.0	1t	1
<b>Team</b>	<b>297</b>	<b>3,956</b>	<b>13.3</b>	<b>91t</b>	<b>29</b>
<b>Opponents</b>	<b>386</b>	<b>4,356</b>	<b>11.3</b>	<b>63t</b>	<b>25</b>

INTERCEPTIONS	No	Yds	Avg	Lg	TD
Byard	5	79	15.8	28	0
Ryan	4	16	4.0	16	0
Butler	2	61	30.5	38t	1
Vaccaro	1	2	2.0	2	0
J. Brown	1	0	0.0	0	0
Landry	1	0	0.0	0	0
<b>Team</b>	<b>14</b>	<b>158</b>	<b>11.3</b>	<b>38t</b>	<b>1</b>
<b>Opponents</b>	<b>8</b>	<b>204</b>	<b>25.5</b>	<b>86</b>	<b>0</b>

PUNTING	No	Yds	Avg	Net	TB	In	Lg	B
Kern	78	3,672	47.1	43.1	2	37	70	0
<b>Team</b>	<b>78</b>	<b>3,672</b>	<b>47.1</b>	<b>43.1</b>	<b>2</b>	<b>37</b>	<b>70</b>	<b>0</b>
<b>Opponents</b>	<b>71</b>	<b>3,300</b>	<b>46.5</b>	<b>42.7</b>	<b>5</b>	<b>32</b>	<b>64</b>	<b>0</b>

PUNT RETURNS	No	FC	Yds	Avg	Lg	TD
Humphries	12	19	78	6.5	21	0
Raymond	4	7	45	11.3	14	0
Jackson	3	1	26	8.7	17	0
R. Davis	2	3	9	4.5	10	0
Sims	1	0	11	11.0	11	0
<b>Team</b>	<b>22</b>	<b>30</b>	<b>169</b>	<b>7.7</b>	<b>21</b>	<b>0</b>
<b>Opponents</b>	<b>30</b>	<b>19</b>	<b>269</b>	<b>9.0</b>	<b>42</b>	<b>0</b>

KICKOFF RETURNS	No	Yds	Avg	Lg	TD
Raymond	18	403	22.4	45	0
Jennings	9	196	21.8	26	0
Jackson	2	23	11.5	23	0
Jon. Smith	1	16	16.0	16	0
<b>Team</b>	<b>30</b>	<b>638</b>	<b>21.3</b>	<b>45</b>	<b>0</b>
<b>Opponents</b>	<b>37</b>	<b>877</b>	<b>23.7</b>	<b>47</b>	<b>0</b>

FIELD GOALS	1-19	20-29	30-39	40-49	50+
Santos	0/0	0/0	1/3	2/3	1/3
Succop	0/0	0/0	1/1	0/4	0/1
Parkey	0/0	0/0	0/0	2/2	1/1
<b>Team</b>	<b>0/0</b>	<b>0/0</b>	<b>2/4</b>	<b>4/9</b>	<b>2/5</b>
<b>Opponents</b>	<b>0/0</b>	<b>5/5</b>	<b>4/5</b>	<b>9/11</b>	<b>3/6</b>

**TEAM/SANTOS:** (37G,53G) (49G,45N) () (45G) (50N,36N, 33B, 53N) () () () () () () () () () () () (43N,56N,44N) () () (31G) (42N) (45B) () ()  
**Succop:** () () () () () (45G) (51G,42G) () () () () () () ()  
**Parkey:** () () () () () (45G) (51G,42G) () () () () () () ()  
**Joseph:** () () () () () () () () () () () () ()  
**OPP:** () () (40G,48G) (32N,42G) () (31G,53G,48G) (29G, 50G) (22G,48G,24G) (35G,49N) (30G,41G,43G,39G,52B) (49G,50G) (55N,53B,28G,46B) () (29G) (47G) ()

**SACKS**  
 Landry 9, Casey 5, Correa 5, Ryan 4.5, Roberson 3, Evans 2.5, Wake 2.5, Finch 2, Simmons 2, Mack 1.5, J. Brown 1, Gilbert 1, D. Jones 1, Vaccaro 1, Woodyard 1, (group) 1.  
**Titans 43, Opponents 56**

**TACKLES (Solo-Assists-Total)**  
 Evans (139-84-55), Ryan (120-76-44), Brown (117-89-28), Vaccaro (104-62-42), Byard (91-57-34), Landry III (81-56-25), Casey (61-41-20), Jones (50-34-16), Woodyard (46-32-14), Jackson (40-36-4), Simmons (40-25-15), Correa (37-23-14), Sims (31-23-8), Butler (30-23-7), Johnson (29-16-13), Smith (24-19-5), Gilbert (24-15-9), Long Jr. (15-8-7), Brock Sr. (13-10-3), Finch (13-10-3), Hooker (13-8-5), Mack (11-6-5), Orr (9-7-2), Wake (5-3-2), Roberson (4-4-0), Urban (4-2-2), Dickerson (2-2-0), Kalu (2-2-0), Bates (1-1-0), Ivie (1-0-1)

**USUAL STARTING LINEUP**

<b>OFFENSE</b>	
WR	Corey Davis (84)
TE	Jonnu Smith (81)
LT	Taylor Lewan (77)
LG	Rodger Saffold III (76)
C	Ben Jones (60)
RG	Nate Davis (64)
RT	Jack Conklin (78)
TE	MyCole Pruitt (85)
WR	A.J. Brown (11)
<b>QB</b>	<b>Ryan Tannehill (17)</b>
<b>RB</b>	<b>Derrick Henry (22)</b>
<b>DEFENSE</b>	
DE	Jeffery Simmons (98)
NT	DaQuan Jones (90)
<b>DT</b>	<b>Jurrell Casey (99)</b>
OLB	Kamalei Correa (44)/Reggie Gilbert (93)
ILB	Rashaan Evans (54)
ILB	Jayon Brown (55)
OLB	Harold Landry III (58)
CB	Malcolm Butler (21)/Adoree' Jackson (25)
SS	Kenny Vaccaro (24)
FS	Kevin Byard (31)
CB	Logan Ryan (26)

**SPECIALISTS**

K	Cairo Santos (7)/Cody Parkey (3)/Ryan Succop (4)/Greg Joseph (7)
<b>P</b>	<b>Brett Kern (6)</b>
PR	Adam Humphries (10)
KR	Kalf Raymond (14)

**Pro Bowl All-Pro**

**GM:** Jon Robinson; **Head Coach:** Mike Vrabel  
**Asst. Coaches:** Dean Pees (def. coordinator), Arthur Smith (off. coordinator), Craig Aukerman (ST), Brian Bell (strength and conditioning assist.), Scott Booker (def. assist.), Shane Bowen (OLB), Keith Carter (OL), Kerry Combs (secondary), Ryan Crow (def. assist.), Tony Dews (RB), Todd Downing (TE), Matt Edwards (assist. ST), Mondray Gee (strength and conditioning assist.), Chandler Henley (quality control), Tyrone McKenzie (ILB), Rob Moore (WR), Pat O'Hara (QB), Matt Pees (quality control), Frank Piraino (strength and conditioning), Luke Steckel (off. assist.), John Streicher (Assistant to Head Coach), Mike Sullivan (off. assist.), Terrell Williams (DL)

**AMERICAN FOOTBALL CONFERENCE STANDINGS**

AFC EAST	W	L	T	Pct
New England	12	4	0	.750
* Buffalo	10	6	0	.625
New York Jets	7	9	0	.438
Miami	5	11	0	.313
<b>AFC NORTH</b>				
Baltimore	14	2	0	.875
Pittsburgh	8	8	0	.500
Cleveland	6	10	0	.375
Cincinnati	2	14	0	.125
<b>AFC SOUTH</b>				
Houston	10	6	0	.625
* Tennessee	9	7	0	.563
Indianapolis	7	9	0	.438
Jacksonville	6	10	0	.375
<b>AFC WEST</b>				
Kansas City	12	4	0	.750
Denver	7	9	0	.438
Oakland	7	9	0	.438
Los Angeles Chargers	5	11	0	.313

**NATIONAL FOOTBALL CONFERENCE STANDINGS**

## 2018 SEASON (9-7 REGULAR SEASON, 0-0 PLAYOFFS) • 3RD PLACE AFC SOUTH

DATE	OPPONENT	SCORE	W/L	ATT
Sep. 9	at Miami	20-27	L	65,184
Sep. 16	HOUSTON	20-17	W	62,372
Sep. 23	at Jacksonville	9-6	W	64,015
Sep. 30	PHILADELPHIA	26-23*	W	69,013
Oct. 7	at Buffalo	12-13	L	68,202
Oct. 14	BALTIMORE	0-21	L	64,441
Oct. 21	at L.A. Chargers	19-20	L	84,301
Nov. 5	at Dallas	28-14	W	90,466
Nov. 11	NEW ENGLAND	34-10	W	69,363
Nov. 18	at Indianapolis	10-38	L	57,401
Nov. 26	at Houston	17-34	L	71,826
Dec. 2	N.Y. JETS	26-22	W	60,904
Dec. 6	JACKSONVILLE	30-9	W	60,344
Dec. 16	at N.Y. Giants	17-0	W	74,538
Dec. 22	WASHINGTON	25-16	W	60,746
Dec. 30	INDIANAPOLIS	17-33	L	68,978

\* Overtime

	TITANS	OPP
<b>Total First Downs</b>	<b>289</b>	<b>298</b>
Rushing	106	98
Passing	156	182
Penalty	27	18
3rd Down: Made/Att	82/205	75/205
3rd Down Pct.	40.0	36.6
4th Down: Made/Att	7/12	11/20
4th Down Pct.	58.3	55.0
<b>Possession Avg.</b>	<b>29:28</b>	<b>30:02</b>
<b>Total Net Yards</b>	<b>4,998</b>	<b>5,334</b>
Avg. Per Game	312.4	333.4
Total Plays	938	1001
Avg. Per Play	5.3	5.3
<b>Net Yards Rushing</b>	<b>2,023</b>	<b>1,863</b>
Avg. Per Game	126.4	116.4
Total Rushes	454	429
<b>Net Yards Passing</b>	<b>2,975</b>	<b>3,471</b>
Avg. Per Game	185.9	216.9
Sacked/Yards Lost	47/280	39/248
Gross Yards	3255	3719
Att./Completions	437/293	533/337
Completion Pct.	67.0	63.2
Had Intercepted	12	11
<b>Punts/Average</b>	<b>75/46.4</b>	<b>71/46.1</b>
Net Punting Avg.	75/41.7	71/39.4
<b>Penalties/Yards</b>	<b>82/727</b>	<b>120/984</b>
<b>Fumbles/Ball Lost</b>	<b>18/6</b>	<b>14/6</b>
<b>Touchdowns</b>	<b>34</b>	<b>32</b>
Rushing	15	9
Passing	16	21
Returns	3	2

BY PERIODS	1	2	3	4	OT	PTS
<b>Team</b>	<b>76</b>	<b>58</b>	<b>69</b>	<b>101</b>	<b>6</b>	<b>310</b>
<b>Opponents</b>	<b>70</b>	<b>105</b>	<b>63</b>	<b>62</b>	<b>3</b>	<b>303</b>

SCORING	TD	RU	PA	RT	PAT	FG	S	TP
Succop	0	0	0	0	28/31	26/30	0	106
Henry	12	12	0	0	0	0	0	72
C. Davis	4	0	4	0	0	0	0	24
J. Smith	3	0	3	0	0	0	0	18
D. Lewis	2	1	1	0	0	0	0	12
Mariota	2	2	0	0	0	0	0	12
Sharpe	2	0	2	0	0	0	0	12
Stocker	2	0	2	0	0	0	0	12
Brown	1	0	0	1	0	0	0	6
Butler	1	0	0	1	0	0	0	6
Cruikshank	1	0	1	0	0	0	0	6
Firker	1	0	1	0	0	0	0	6
Jennings	1	0	0	1	0	0	0	6
Pruitt LG	1	0	1	0	0	0	0	6
Pruitt TM	1	0	1	0	0	0	0	6
Taylor	1	0	1	0	0	0	0	6
<b>Team</b>	<b>34</b>	<b>15</b>	<b>16</b>	<b>3</b>	<b>28/31</b>	<b>26/30</b>	<b>0</b>	<b>310</b>
<b>Opponents</b>	<b>32</b>	<b>9</b>	<b>21</b>	<b>2</b>	<b>31/32</b>	<b>26/29</b>	<b>1</b>	<b>303</b>

2-Pt Conversions: **TM 0-1, OPP 0-0**

**FUM/Lost:** Mariota 9/2, Jackson 3/1, Batson 1/0, C. Davis 1/0, Henry 1/1, D. Lewis 1/1, J. Smith 1/0, Taylor 1/1

RUSHING	No	Yds	Avg	Lg	TD
Henry	215	1,059	4.9	99t	12
D. Lewis	155	517	3.3	36	1
Mariota	64	357	5.6	27	2
Davis	6	55	9.2	39	0

PASSING	Att	Cmp	Pct	Yards	Yds/Att	TD	Int	Lg	Sk/Yds	Rating
Mariota	331	228	68.9	2,528	7.64	11	8	61t	42/243	92.3
Gabbert	101	61	60.4	626	6.20	4	4	35	5/37	74.9
Henry	3	2	66.7	14	4.67	0	0	8	0/0	77.1
Byard	1	1	100.0	66	66.00	1	0	66t	0/0	158.3
Jennings	1	1	100.0	21	21.00	0	0	21	0/0	118.8
<b>Team</b>	<b>437</b>	<b>293</b>	<b>67.0</b>	<b>3,255</b>	<b>7.45</b>	<b>16</b>	<b>12</b>	<b>66t</b>	<b>47/280</b>	<b>89.8</b>
<b>Opponents</b>	<b>533</b>	<b>337</b>	<b>63.2</b>	<b>3,719</b>	<b>6.98</b>	<b>21</b>	<b>11</b>	<b>75t</b>	<b>39/248</b>	<b>88.4</b>

Fluellen	4	16	4.0	13	0
Sharpe	1	16	16.0	16	0
Jennings	1	2	2.0	2	0
Batson	1	1	1.0	1	0
Gabbert	6	0	0.0	1	0
Stocker	1	0	0.0	0	0
<b>Team</b>	<b>454</b>	<b>2,023</b>	<b>4.5</b>	<b>99t</b>	<b>15</b>
<b>Opponents</b>	<b>429</b>	<b>1,863</b>	<b>4.3</b>	<b>97t</b>	<b>9</b>

RECEIVING	No	Yds	Avg	Lg	TD
C. Davis	65	891	13.7	51	4
D. Lewis	59	400	6.8	37	1
Taylor	37	466	12.6	55	1
Sharpe	26	316	12.2	28	2
J. Smith	20	258	12.9	61t	3
Firker	19	225	11.8	28	1
Stocker	15	165	11.0	31	2
Henry	15	99	6.6	21	0
Jennings	11	101	9.2	36	0
Pruitt	9	102	11.3	27	1
Batson	8	82	10.3	26	0
Walker	4	52	13.0	16	0
Matthews	3	11	3.7	4	0
Cruikshank	1	66	66.0	66t	1
Mariota	1	21	21.0	21	0
<b>Team</b>	<b>293</b>	<b>3,255</b>	<b>11.1</b>	<b>66t</b>	<b>16</b>
<b>Opponents</b>	<b>337</b>	<b>3,719</b>	<b>11.0</b>	<b>75t</b>	<b>21</b>

INTERCEPTIONS	No	Yds	Avg	Lg	TD
Byard	4	1	0.3	1	0
Butler	3	90	30.0	56t	1
Jackson	2	7	3.5	7	0
Brown	1	22	22.0	22t	1
Vaccaro	1	0	0.0	0	0
<b>Team</b>	<b>11</b>	<b>120</b>	<b>10.9</b>	<b>56t</b>	<b>2</b>
<b>Opponents</b>	<b>12</b>	<b>219</b>	<b>18.3</b>	<b>54t</b>	<b>1</b>

PUNTING	No	Yds	Avg	Net	TB	In	Lg	B
Kern	74	3483	47.1	41.7	3	39	62	1
<b>Team</b>	<b>75</b>	<b>3483</b>	<b>46.4</b>	<b>41.7</b>	<b>3</b>	<b>39</b>	<b>62</b>	<b>1</b>
<b>Opponents</b>	<b>71</b>	<b>3275</b>	<b>46.1</b>	<b>39.4</b>	<b>12</b>	<b>27</b>	<b>68</b>	<b>0</b>

PUNT RETURNS	No	FC	Yds	Avg	Lg	TD
Jackson	16	9	148	9.3	26	0
Matthews	4	0	38	9.5	18	0
Williams	4	1	47	11.8	38	0
Batson	3	1	4	1.3	5	0
<b>Team</b>	<b>27</b>	<b>11</b>	<b>237</b>	<b>8.8</b>	<b>38</b>	<b>0</b>
<b>Opponents</b>	<b>33</b>	<b>16</b>	<b>296</b>	<b>9.0</b>	<b>51</b>	<b>0</b>

KICKOFF RETURNS	No	Yds	Avg	Lg	TD
Jennings	22	698	31.7	94t	1
Cruikshank	1	39	39.0	39	0
<b>Team</b>	<b>23</b>	<b>737</b>	<b>32.0</b>	<b>94t</b>	<b>1</b>
<b>Opponents</b>	<b>25</b>	<b>696</b>	<b>27.8</b>	<b>102t</b>	<b>1</b>

FIELD GOALS	1-19	20-29	30-39	40-49	50+
Succop	0/0	5/6	13/13	5/7	3/4
<b>Team</b>	<b>0/0</b>	<b>5/6</b>	<b>13/13</b>	<b>5/7</b>	<b>3/4</b>
<b>Opponents</b>	<b>0/0</b>	<b>6/6</b>	<b>8/9</b>	<b>8/8</b>	<b>4/6</b>

**TEAM/Succop:** (47G,53G)(42G,31G)(39G,48N,36G,28G)(42G,33G)(25G,54G,39G,50G)(28G,33G,51N)(28N)(33G,31G)(42G)(31G)(24G,33G)(33G)(48N,22G)(42G,33G)(38G)

**OPP:** (27G,30G)(54N,34G)(46G,38G)(27G,30G,37G)(40G,46G)(29G,28G)(38N)(52G,52N)(22G)(43G,47G)(54G,34G,43G,39G,39G)(50G,40G,46G)(53G,25G)

**SACKS**  
Casey 7, Brown 6, Landry 4.5, Woodyard 4.5, Ryan 4, Correa 3.5, Byard 2, Vaccaro 2, Finch 1.5, Orakpo 1.5, Butler 1, Johnson 1, D. Morgan 0.5  
**Titans 39, Opponents 47**

**TACKLES (Solo-Assists-Total)**  
Woodyard (124-85-39), Brown (107-76-31), Byard (96-64-32), Ryan (85-54-31), Casey (72-46-26), Vaccaro (70-45-25), Jackson (69-62-7), Evans (63-42-21), Butler (56-49-7), Landry (46-26-20), Orakpo (40-24-16), Jones (39-19-20), Morgan (37-25-12), Lewis (28-19-9), Correa (27-17-10), Johnson (25-16-9), Finch (22-16-6), Sims (21-15-6), Logan (16-8-8), Compton (11-7-4), Bates (6-3-3), Kilgo (5-3-2), Dickerson (3-2-1), Cruikshank (2-2-0), Wallace (1-0-1)

### USUAL STARTING LINEUP

#### OFFENSE

WR Corey Davis (84)  
TE Jonnu Smith (81)  
LT **Taylor Lewan (77)**  
LG Quinton Spain (67)  
C Ben Jones (60)  
RG Josh Kline (64)  
RT Jack Conklin (78)  
TE Luke Stocker (88)  
WR Tajaé Sharpe (19)  
QB Marcus Mariota (8)  
RB Derrick Henry (22)

#### DEFENSE

DE DaQuan Jones (90)  
NT Austin Johnson (94)  
DT **Jurrell Casey (99)**  
OLB Derrick Morgan (91)  
ILB Wesley Woodyard (59)  
ILB Jayon Brown (55)/Rashaan Evans (54)  
OLB Brian Orakpo (98)  
CB Logan Ryan (26)/Adoree' Jackson (25)  
SS Kenny Vaccaro (24)  
FS Kevin Byard (31)  
CB Malcolm Butler (21)

#### SPECIALISTS

K Ryan Succop (4)  
P **Brett Kern (6)**  
PR Adoree' Jackson (25)  
KR Darius Jennings (15)

Pro Bowl [All-Pro](#)

**GM:** Jon Robinson; **Head Coach:** Mike Vrabel  
**Asst. Coaches:** Matt LaFleur (off. coordinator), Dean Pees (def. coordinator), Craig Aukerman (ST), Brian Bell (strength and conditioning assist.), Scott Booker (def. assist.), Shane Bowen (OLB), Keith Carter (OL), Kerry Coombs (secondary), Ryan Crow (def. assist.), Tony Dews (RB), Matt Edwards (assist. ST), Chandler Henley (quality control), Tom Kanavy (strength and conditioning), Tyrone McKenzie (ILB), Rob Moore (WR), Pat O'Hara (QB), Matt Pees (quality control), Taylor Porter (strength and conditioning assist.), Arthur Smith (TE), Luke Steckel (off. assist.), Mike Sullivan (off. assist.), Terrell Williams (DL)

### AMERICAN FOOTBALL CONFERENCE STANDINGS

AFC EAST	W	L	T	Pct
New England	11	5	0	.688
Miami	7	9	0	.438
Buffalo	6	10	0	.375
New York Jets	4	12	0	.250
<b>AFC NORTH</b>	<b>W</b>	<b>L</b>	<b>T</b>	<b>Pct</b>
Baltimore	10	6	0	.625
Pittsburgh	9	6	1	.594
Cleveland	7	8	1	.469
Cincinnati	6	10	0	.375
<b>AFC SOUTH</b>	<b>W</b>	<b>L</b>	<b>T</b>	<b>Pct</b>
Houston	11	5	0	.688
* Indianapolis	10	6	0	.625
Tennessee	9	7	0	.563
Jacksonville	5	11	0	.313
<b>AFC WEST</b>	<b>W</b>	<b>L</b>	<b>T</b>	<b>Pct</b>
Kansas City	12	4	0	.750
* Los Angeles Chargers	12	4	0	.750
Denver	6	10	0	.375
Oakland	4	12	0	.250

### NATIONAL FOOTBALL CONFERENCE STANDINGS

NFC EAST	W	L	T	Pct
Dallas	10	6	0	.625
* Philadelphia	9	7	0	.563
Washington	7	9	0	.438
New York Giants	5	11	0	.313
<b>NFC NORTH</b>	<b>W</b>	<b>L</b>	<b>T</b>	<b>Pct</b>
Chicago	12	4	0	.750
Minnesota	8	7	1	.531
Green Bay	6	9	1	.406
Detroit	6	10	0	.375
<b>NFC SOUTH</b>	<b>W</b>	<b>L</b>	<b>T</b>	<b>Pct</b>
New Orleans	13	3	0	.813
Atlanta	7	9	0	.438
Carolina	7	9	0	.438
Tampa Bay	5	11	0	.313
<b>NFC WEST</b>	<b>W</b>	<b>L</b>	<b>T</b>	<b>Pct</b>
Los Angeles Rams	13	3	0	.813
* Seattle	10	6	0	.625
San Francisco	4	12	0	.250
Arizona	3	13	0	.188

\* Wild Card for Playoffs

## 2017 SEASON (9-7 REGULAR SEASON, 1-1 PLAYOFFS) • 2ND PLACE AFC SOUTH

DATE	OPPONENT	SCORE	W/L	ATT
Sep. 10	OAKLAND	16-26	L	69,089
Sep. 17	at Jacksonville	37-16	W	61,709
Sep. 24	SEATTLE	33-27	W	69,127
Oct. 1	at Houston	14-57	L	71,804
Oct. 8	at Miami	10-16	L	65,135
Oct. 16	INDIANAPOLIS	36-22	W	63,888
Oct. 22	at Cleveland	12-9*	W	59,061
Nov. 5	BALTIMORE	23-20	W	67,322
Nov. 12	CINCINNATI	24-20	W	67,432
Nov. 16	at Pittsburgh	17-40	L	60,703
Nov. 26	at Indianapolis	20-16	W	62,207
Dec. 3	HOUSTON	24-13	W	62,758
Dec. 10	at Arizona	7-12	L	64,153
Dec. 17	at San Francisco	23-25	L	70,133
Dec. 24	L.A. RAMS	23-27	L	60,097
Dec. 31	JACKSONVILLE	15-10	W	65,501
Jan. 6	at Kansas City	22-21	W	73,319
Jan. 13	at New England	14-35	L	65,878

\* Overtime

	TITANS	OPP
<b>Total First Downs</b>	<b>290</b>	<b>323</b>
Rushing	97	68
Passing	157	231
Penalty	36	24
3rd Down: Made/Att	71/202	78/214
3rd Down Pct.	35.1	36.4
4th Down: Made/Att	5/10	10/16
4th Down Pct.	50.0	62.5
<b>Possession Avg.</b>	<b>29:51</b>	<b>30:09</b>
<b>Total Net Yards</b>	<b>5024</b>	<b>5248</b>
Avg. Per Game	314.0	328.0
Total Plays	974	1046
Avg. Per Play	5.2	5.0
<b>Net Yards Rushing</b>	<b>1833</b>	<b>1420</b>
Avg. Per Game	114.6	88.8
Total Rushes	443	398
<b>Net Yards Passing</b>	<b>3191</b>	<b>3828</b>
Avg. Per Game	199.4	239.3
Sacked/Yards Lost	35/203	43/272
Gross Yards	3394	4100
Att./Completions	496/306	605/369
Completion Pct.	61.7	61.0
Had Intercepted	17	12
<b>Punts/Average</b>	<b>75/49.7</b>	<b>75/48.2</b>
Net Punting Avg.	75/44.6	75/42.8
<b>Penalties/Yards</b>	<b>85/785</b>	<b>119/942</b>
<b>Fumbles/Ball Lost</b>	<b>10/8</b>	<b>23/9</b>
<b>Touchdowns</b>	<b>33</b>	<b>36</b>
Rushing	18	5
Passing	14	27
Returns	1	4

BY PERIODS	1	2	3	4	OT	PTS
Team	52	103	91	85	3	334
Opponents	71	98	49	138	0	356

SCORING	TD	RU	PA	RT	PAT	FG	S	TP
Succop	0	0	0	0	31/33	35/42	0	136
Murray	7	6	1	0			0	42
Henry	6	5	1	0			0	36
Mariota	5	5	0	0			0	30
Matthews	4	0	4	0			0	24
Walker	4	1	3	0			0	24
J. Smith	2	0	2	0			0	12
Decker	1	0	1	0			0	6
Fowler	1	1	0	0			0	6
Supernaw	1	0	1	0			0	6
Taylor	1	0	1	0			0	6
Woodyard	1	0	0	1			0	6
<b>Team</b>	<b>33</b>	<b>18</b>	<b>14</b>	<b>1</b>	<b>31/33</b>	<b>35/42</b>	<b>0</b>	<b>334</b>
<b>Opponents</b>	<b>36</b>	<b>5</b>	<b>27</b>	<b>4</b>	<b>29/34</b>	<b>37/41</b>	<b>0</b>	<b>356</b>

2-Pt Conversions: **TM 0-0, OPP 0-2**

**FUM/Lost:** Cassel 2/2, Walker 2/2, Mariota 2/1, Davis 1/1, Jackson 1/1, Murray 1/1, Henry 1/0

RUSHING	No	Yds	Avg	Lg	TD
Henry	176	744	4.2	75t	5
Murray	184	659	3.6	75t	6
Mariota	60	312	5.2	34t	5
Jackson	5	55	11.0	20	0
Taylor	8	43	5.4	17	0

PASSING	Att	Cmp	Pct	Yards	Yds/Att	TD	Int	Lg	Sk/Yds	Rating
Mariota	453	281	62.0	3232	7.13	13	15	75t	27/173	79.3
Cassel	42	25	59.5	162	3.86	1	2	17	8/30	55.9
Decker	1	0	0.0	0	0.00	0	0	---	0/0	39.6
<b>Team</b>	<b>496</b>	<b>306</b>	<b>61.7</b>	<b>3394</b>	<b>6.84</b>	<b>14</b>	<b>17</b>	<b>75t</b>	<b>35/203</b>	<b>77.1</b>
<b>Opponents</b>	<b>605</b>	<b>369</b>	<b>61.0</b>	<b>4100</b>	<b>6.78</b>	<b>27</b>	<b>12</b>	<b>80t</b>	<b>43/272</b>	<b>87.8</b>

Fluellen	4	21	5.3	10	0
Fowler	2	4	2.0	3t	1
Weems	1	0	0.0	0	0
Walker	2	-2	-1.0	1t	1
Matthews	1	-3	-3.0	-3	0
<b>Team</b>	<b>443</b>	<b>1833</b>	<b>4.1</b>	<b>75t</b>	<b>18</b>
<b>Opponents</b>	<b>398</b>	<b>1420</b>	<b>3.6</b>	<b>34</b>	<b>5</b>

RECEIVING	No	Yds	Avg	Lg	TD
Walker	74	807	10.9	42	3
Decker	54	563	10.4	29	1
Matthews	53	795	15.0	75t	4
Murray	39	266	6.8	18	1
Davis	34	375	11.0	37	0
J. Smith	18	157	8.7	32t	2
Taylor	16	231	14.4	53t	1
Henry	11	136	12.4	66t	1
Supernaw	4	39	9.8	20	1
Stockert	1	12	12.0	12	0
Douglas	1	8	8.0	8	0
Weems	1	5	5.0	5	0
<b>Team</b>	<b>306</b>	<b>3394</b>	<b>11.1</b>	<b>75t</b>	<b>14</b>
<b>Opponents</b>	<b>369</b>	<b>4100</b>	<b>11.1</b>	<b>80t</b>	<b>27</b>

INTERCEPTIONS	No	Yds	Avg	Lg	TD
Byard	8	130	16.3	33	0
T. Smith	1	14	14.0	14	0
Searcy	1	8	8.0	8	0
Riley	1	2	2.0	2	0
Sims	1	0	0.0	0	0
<b>Team</b>	<b>12</b>	<b>154</b>	<b>12.8</b>	<b>33</b>	<b>0</b>
<b>Opponents</b>	<b>17</b>	<b>262</b>	<b>15.4</b>	<b>41</b>	<b>2</b>

PUNTING	No	Yds	Avg	Net	TB	In	Lg	B
Kern	75	3728	49.7	44.6	5	28	74	0
<b>Team</b>	<b>75</b>	<b>3728</b>	<b>49.7</b>	<b>44.6</b>	<b>5</b>	<b>28</b>	<b>74</b>	<b>0</b>
<b>Opponents</b>	<b>75</b>	<b>3617</b>	<b>48.2</b>	<b>42.8</b>	<b>5</b>	<b>21</b>	<b>64</b>	<b>0</b>

PUNT RETURNS	No	FC	Yds	Avg	Lg	TD
Jackson	34	9	290	8.5	46	0
Weems	2	0	15	7.5	13	0
<b>Team</b>	<b>36</b>	<b>9</b>	<b>305</b>	<b>8.5</b>	<b>46</b>	<b>0</b>
<b>Opponents</b>	<b>41</b>	<b>9</b>	<b>286</b>	<b>7.0</b>	<b>23</b>	<b>0</b>

KICKOFF RETURNS	No	Yds	Avg	Lg	TD
Jackson	25	578	23.1	57	0
Weems	2	18	9.0	18	0
Decker	1	22	22.0	22	0
<b>Team</b>	<b>28</b>	<b>618</b>	<b>22.1</b>	<b>57</b>	<b>0</b>
<b>Opponents</b>	<b>32</b>	<b>750</b>	<b>23.4</b>	<b>60</b>	<b>0</b>

FIELD GOALS	1-19	20-29	30-39	40-49	50+
Succop	0/0	10/10	7/7	16/20	2/5
<b>Team</b>	<b>0/0</b>	<b>10/10</b>	<b>7/7</b>	<b>16/20</b>	<b>2/5</b>
<b>Opponents</b>	<b>0/0</b>	<b>9/10</b>	<b>7/8</b>	<b>14/16</b>	<b>7/7</b>

**TEAM/Succop:** (23G,26G,52G,52N) (40G,41G,26G) (24G,37G,47G,35G) () (45G)(48G,32G,40G,48G,23G) (43G,23G,46G,53N,47G) (48G) (48N,44G) (48B,44G)(29G,45G) (40N,43G) (58N) (40G,31G,50G) (25G,37G,45N,27G) (25G,39G,38G)  
**OPP:** (20G,52G,52G,43G) (43G) () (50G,40G,33G) (41G) (36G,25G,52G)(31G,47G,54G) (30G,49G) () (41G,28G,50G,26G) (26G,28G,42G)(23G,48N,27N,42G) (47G,23G,40N,32G,35G) (38G,48G,28G,50G,48G,45G) (36N) (41G)

**SACKS**  
 Morgan 7.5, Orakpo 7, Casey 6, Woodyard 5, Walden 4, D. Jones 3.5, Williamson 3, Brown 1.5, Klug 1.5, Cyprien 1, A. Johnson 1, King 1, (group) 1,  
**Titans 43, Opponents 35**

**TACKLES (Solo-Assists-Total)**  
 Woodyard (104-68-172), Williamson (70-55-125), Byard (64-23-87), Ryan (54-19-73), Casey (60-12-72), Jackson (58-9-67), Brown (42-25-67), Cyprien (46-19-65), Orakpo (39-21-60), Walden (29-15-44), Morgan (23-17-40), Jones (24-12-36), Sims (28-5-33), Johnson (20-12-32), Searcy (22-5-27), Williams (16-10-26), Klug (15-11-26), Riley (8-5-13), Smith (10-1-11), Dodd (7-4-11), McCain (7-4-11), King (3-1-4), Palmer (1-2-3)  
**Team Totals: 750-355-1,105**

### USUAL STARTING LINEUP

<b>OFFENSE</b>	
WR	Rishard Matthews (18)
<b>TE</b>	<b>Delanie Walker (82)</b>
LT	<b>Taylor Lewan (77)</b>
LG	Quinton Spain (67)
C	Ben Jones (60)
RG	Josh Kline (64)
RT	Jack Conklin (78)
TE	Jonnu Smith (81)
WR	Corey Davis (84)/Eric Decker (87)
QB	Marcus Mariota (8)
RB	DeMarco Murray (29)
<b>DEFENSE</b>	
DE	DaQuan Jones (90)
NT	Sylvester Williams (96)
<b>DT</b>	<b>Jurrell Casey (99)</b>
OLB	Derrick Morgan (91)
ILB	Wesley Woodyard (59)
ILB	Avery Williamson (54)
OLB	Brian Orakpo (98)
CB	Logan Ryan (26)
SS	Johnathan Cyprien (37)/Da'Norris Searcy (21)
<b>FS</b>	<b>Kevin Byard (31)</b>
CB	Adoree' Jackson (25)

### SPECIALISTS

K	Ryan Succop (4)
<b>P</b>	<b>Brett Kern (6)</b>
KR/PR	Adoree' Jackson (25)
<b>ST</b>	<b>Brynden Trawick (41)</b>

Pro Bowl [All-Pro](#)

**GM:** Jon Robinson; **Head Coach:** Mike Mularkey  
**Asst. Coaches:** Dick LeBeau (asst. HC/def. coord.), Terry Robiskie (off. coord.), Craig Aukerman (asst. ST), Brandon Blaney (def. asst.), Sylvester Croom (RB), Nick Eason (DL), Russ Grimm (OL), Steve Hoffman (ST), Frisman Jackson (WR), Steve Jackson (asst. secondary), Tom Kanavy (asst. strength and cond.), Jason Michael (QB), Taylor Porter (strength and cond. asst.), Arthur Smith (TE), Lou Spanos (LB), Luke Stechel (asst. WR), Mike Sullivan (asst. OL), Deshaun Townsend (secondary), Steve Watterson (asst. HC/strength and cond.), Keith Willis (asst. DL)

### AMERICAN FOOTBALL CONFERENCE STANDINGS

AFC EAST	W	L	T	Pct
New England	13	3	0	.813
* Buffalo	9	7	0	.563
Miami	6	10	0	.375
New York Jets	5	11	0	.313
AFC NORTH	W	L	T	Pct
Pittsburgh	13	3	0	.813
Baltimore	9	7	0	.563
Cincinnati	7	9	0	.438
Cleveland	0	16	0	.000
AFC SOUTH	W	L	T	Pct
Jacksonville	10	6	0	.625
* Tennessee	9	7	0	.563
Indianapolis	4	12	0	.250
Houston	4	12	0	.250
AFC WEST	W	L	T	Pct
Kansas City	10	6	0	.625
Los Angeles Chargers	9	7	0	.563
Oakland	6	10	0	.375
Denver	5	11	0	.313

### NATIONAL FOOTBALL CONFERENCE STANDINGS

NFC EAST	W	L	T	Pct
Philadelphia	13	3	0	.813
Dallas	9	7	0	.563
Washington	7	9	0	.438
New York Giants	3	13	0	.188
NFC NORTH	W			



# 2016 SEASON (9-7 REGULAR SEASON, 0-0 PLAYOFFS) • 2ND PLACE AFC SOUTH

DATE	OPPONENT	SCORE	W/L	ATT
Sep. 11	MINNESOTA	16-25	L	63,816
Sep. 18	at Detroit	16-15	W	58,466
Sep. 25	OAKLAND	10-17	L	62,370
Oct. 2	at Houston	20-27	L	71,815
Oct. 9	at Miami	30-17	W	64,425
Oct. 16	CLEVELAND	28-26	W	60,897
Oct. 23	INDIANAPOLIS	26-34	L	65,470
Oct. 27	JACKSONVILLE	36-22	W	61,619
Nov. 6	at San Diego	35-43	L	52,281
Nov. 13	GREEN BAY	47-25	W	69,116
Nov. 20	at Indianapolis	17-24	L	65,048
Nov. 27	at Chicago	27-21	W	59,494
Dec. 11	DENVER	13-10	W	68,780
Dec. 18	at Kansas City	19-17	W	68,084
Dec. 24	at Jacksonville	17-38	L	59,621
Jan. 1	HOUSTON	24-17	W	65,205

	TITANS	OPP
<b>Total First Downs</b>	<b>322</b>	<b>324</b>
Rushing	115	70
Passing	175	227
Penalty	32	27
3rd Down: Made/Att	100/217	77/210
3rd Down Pct.	46.1	36.7
4th Down: Made/Att	4/11	12/22
4th Down Pct.	36.4	54.5
<b>Possession Avg.</b>	<b>30:32</b>	<b>29:28</b>
<b>Total Net Yards</b>	<b>5728</b>	<b>5720</b>
Avg. Per Game	358.0	357.5
Total Plays	1008	1031
Avg. Per Play	5.7	5.5
<b>Net Yards Rushing</b>	<b>2187</b>	<b>1413</b>
Avg. Per Game	136.7	88.3
Total Rushes	476	356
<b>Net Yards Passing</b>	<b>3541</b>	<b>4307</b>
Avg. Per Game	221.3	269.2
Sacked/Yards Lost	28/179	40/278
Gross Yards	3720	4585
Att./Completions	504/307	635/388
Completion Pct.	60.9	61.1
Had Intercepted	11	12
<b>Punts/Average</b>	<b>77/44.2</b>	<b>72/46.7</b>
Net Punting Avg.	77/38.6	72/40.9
<b>Penalties/Yards</b>	<b>110/1012</b>	<b>137/1191</b>
<b>Fumbles/Ball Lost</b>	<b>17/7</b>	<b>12/6</b>
<b>Touchdowns</b>	<b>46</b>	<b>43</b>
Rushing	16	10
Passing	29	25
Returns	1	8

BY PERIODS	1	2	3	4	OT	PTS
Team	77	149	59	96	0	381
Opponents	97	95	75	111	0	378

SCORING	TD	RU	PA	RT	PAT	FG	S	TP
Succop	0	0	0	0	39/41	22/24	0	105
Murray	12	9	3	0	0	0	0	72
Matthews	9	0	9	0	0	0	0	54
Walker	7	0	7	0	0	0	0	42
Henry	5	5	0	0	0	0	0	30
Wright	3	0	3	0	0	0	0	18
Fasano	2	0	2	0	0	0	0	12
An. Johnson	2	0	2	0	0	0	0	12
Mariota	2	2	0	0	0	0	0	12
Sharpe	2	0	2	0	0	0	0	12
D. Jones	1	0	0	1	0	0	0	6
Lewan	1	0	1	0	0	0	0	6
Team	46	16	29	1	39/41	22/24	0	381
Opponents	43	10	25	8	35/40	27/32	1	378

2-Pt Conversions: TM 0-5, OPP 1-3

FUM/Lost: Mariota 9/5, Murray 3/1, Mariani 2/0, Cassel 1/0, Matthews 1/1, Walker 1/0

RUSHING	No	Yds	Avg	Lg	TD
Murray	293	1287	4.4	75t	9
Henry	110	490	4.5	22	5
Mariota	60	349	5.8	41	2
Andrews	2	15	7.5	9	0
Mariani	1	15	15.0	15	0
Wright	1	15	15.0	15	0
Walker	2	11	5.5	8	0
Cassel	4	3	0.8	3	0
Fowler	1	3	3.0	3	0
Sharpe	1	1	1.0	1	0
Blake	1	-2	-2.0	-2	0
Team	476	2187	4.6	75t	16
Opponents	356	1413	4.0	68t	10

PASSING	Att	Cmp	Pct	Yards	Yds/Att	TD	Int	Lg	Sk/Yds	Rating
Mariota	451	276	3426	61.2	7.60	26	9	60	23/156	95.6
Cassel	51	30	284	58.8	5.57	2	2	50	5/23	71.0
Murray	2	1	10	50.0	5.00	1	0	10t	0/0	104.2
Team	504	307	3720	60.9	7.38	29	11	60	28/179	93.7
Opponents	635	388	4585	61.1	7.22	25	12	58	40/278	88.3

RECEIVING	No	Yds	Avg	Lg	TD
Matthews	65	945	14.5	60	9
Walker	65	800	12.3	47	7
Murray	53	377	7.1	35	3
Sharpe	41	522	12.7	34t	2
Wright	29	416	14.3	48t	3
Douglas	15	210	14.0	35	0
Henry	13	137	10.5	29	0
An. Johnson	9	85	9.4	20	2
Fasano	8	83	10.4	17	2
Supernaw	4	62	15.5	30	0
Amaro	3	59	19.7	26	0
Fowler	1	14	14.0	14	0
Lewan	1	10	10.0	10t	1
Team	307	3720	12.1	60	29
Opponents	388	4585	11.8	58	25

INTERCEPTIONS	No	Yds	Avg	Lg	TD
Cox	3	3	1.0	3	0
McCain	2	33	16.5	33	0
McCourty	2	7	3.5	6	0
Woodyard	1	21	21.0	21	0
Stafford	1	4	4.0	4	0
Searcy	1	0	0.0	0	0
Sims	1	0	0.0	0	0
Williamson	1	0	0.0	0	0
Team	12	68	5.7	33	0
Opponents	11	203	18.5	77t	3

PUNTING	No	Yds	Avg	Net	TB	In	Lg	B
Kern	77	3402	44.2	38.6	4	32	71	0
Team	77	3402	44.2	38.6	4	32	71	0
Opponents	72	3360	46.7	40.9	9	22	72	0

PUNT RETURNS	No	FC	Yds	Avg	Lg	TD
Mariani	29	22	235	8.1	18	0
Blake	1	0	1	1.0	1	0
Team	30	22	236	7.9	18	0
Opponents	36	27	347	9.6	74t	2

KICKOFF RETURNS	No	Yds	Avg	Lg	TD
Mariani	26	560	21.5	37	0
Andrews	4	37	9.3	17	0
Wright	3	32	10.7	15	0
Team	33	629	19.1	37	0
Opponents	21	462	22.0	61	0

FIELD GOALS	1-19	20-29	30-39	40-49	50+
Succop	1/1	4/4	6/6	8/8	3/5
Team	1/1	4/4	6/6	8/8	3/5
Opponents	0/0	7/7	9/10	6/9	5/6

**TEAM/Succop:** (28G) (51N,46G) (34G) (48G,26G) (40G) (58N) (48G,44G) (32G,22G,33G) (1) (51G,23G) (47G) (19G,31G) (53G,41G) (39G,53G) (42G) (35G)  
**OPP:** (37N,56N,50G,33G,45G,30G) (42G,27G) (52G) (53G,48N,45G) (24G) (45G,37G) (28G,33G) (1) (32G,23G, 36G) (29G,38G) (42N,49G) (1) (34G) (34G) (29G,48G,56G,50G) (45N,26G)

**SACKS**  
 Orakpo 10.5, Morgan 9, Casey 5, Spence 3, Williamson 2, Woodyard 2, D. Jones 1.5, Klug 1.5, Byard 1, Dodd 1, Stafford 1, Wallace 1, (team) 1, Au. Johnson 0.5  
**Titans 40, Opponents 28**

**TACKLES (Solo-Assists-Total)**  
 Williamson (76-73-149), Woodyard (52-36-88), Spence (41-36-77), McCourty (56-8-64), Byard (42-21-63), Stafford (42-16-58), Orakpo (40-15-55), Searcy (39-12-51), Casey (38-13-51), Morgan (29-21-50), R. Johnson (33-15-48), McCain (37-7-44), Blake (32-5-37), Cox (33-3-36), Jones (18-11-29), Klug (14-11-25), Sims (17-1-18), Woods (11-6-17), Bass (8-8-16), Au. Johnson (13-2-15), Wallace (9-6-15), Blackson (7-7-14), Dodd (6-3-9), Palmer (2-0-2), An. Woods (2-0-2), Abdesmad (1-0-1), Reed (1-0-1), Team (1-0-1)  
**Team Totals: 700-336-1,036**

### USUAL STARTING LINEUP

<b>OFFENSE</b>
WR Rishard Matthews (18)
<b>TE Delanie Walker (82)</b>
LT Taylor Lewan (77)
LG Quinton Spain (67)
C Ben Jones (60)
RG Josh Kline (64)
RT Jack Conklin (78)
TE Anthony Fasano (80)
WR Tajae Sharpe (19)
QB Marcus Mariota (8)
<b>RB DeMarco Murray (29)</b>
<b>DEFENSE</b>
DE DaQuan Jones (90)
NT Al Woods (96)
<b>DT Jurrell Casey (99)</b>
OLB Derrick Morgan (91)/David Bass (51)
ILB Wesley Woodyard (59)/Sean Spence (55)
ILB Avery Williamson (54)
<b>OLB Brian Orakpo (98)</b>
CB Jason McCourty (30)
SS Da'Norris Searcy (21)
FS Rashad Johnson (25)/Kevin Byard (31)/Daimion Stafford (24)
CB Brice McCain (23)/Perrish Cox (20)

### SPECIALISTS

K Ryan Succop (4)
P Brett Kern (6)
KR/PR Marc Mariani (87)

Pro Bowl [All-Pro](#)

**GM:** Jon Robinson; **Head Coach:** Mike Mularkey  
**Asst. Coaches:** Dick LeBeau (asst. HC/def. coord.), Terry Robiskie (off. coord.), Bobby April (ST coord.\*), Brandon Blaney (def. asst.), Bob Bratkowski (WR), Sylvester Croom (RB), Nick Eason (DL), Russ Grimm (OL), Steve Hoffman (ST asst.\*), Steve Jackson (asst. secondary), Steve Michael (QB), Arthur Smith (TE), Lou Spanos (LB), Luke Stechel (off. asst.), Mike Sullivan (asst. OL), Deshea Townsend (second-ary), Jason Tucker (asst. WR), Steve Watterson (asst. HC/strength and cond.), Keith Willis (asst. DL)  
 \* April - special teams coordinator first four games; Hoffman - special teams assistant first four games, special teams coordinator final 12 games

### AMERICAN FOOTBALL CONFERENCE STANDINGS

AFC EAST	W	L	T	Pct
New England	14	2	0	.875
* Miami	10	6	0	.625
Buffalo	7	9	0	.438
New York Jets	5	11	0	.313
<b>AFC NORTH</b>	<b>W</b>	<b>L</b>	<b>T</b>	<b>Pct</b>
Pittsburgh	11	5	0	.688
Baltimore	8	8	0	.500
Cincinnati	6	9	1	.406
Cleveland	1	15	0	.063
<b>AFC SOUTH</b>	<b>W</b>	<b>L</b>	<b>T</b>	<b>Pct</b>
Houston	9	7	0	.563
<b>Tennessee</b>	<b>9</b>	<b>7</b>	<b>0</b>	<b>.563</b>
Indianapolis	8	8	0	.500
Jacksonville	3	13	0	.188
<b>AFC WEST</b>	<b>W</b>	<b>L</b>	<b>T</b>	<b>Pct</b>
Kansas City	12	4	0	.750
* Oakland	12	4	0	.750
Denver	9	7	0	.563
San Diego	5	11	0	.313

### NATIONAL FOOTBALL CONFERENCE STANDINGS

NFC EAST	W	L	T	Pct
Dallas	13	3	0	.813
* New York Giants	11	5	0	.688
Washington	8	7	1	.531
Philadelphia	7	9	0	.438
<b>NFC NORTH</b>	<b>W</b>	<b>L</b>	<b>T</b>	<b>Pct</b>
Green Bay	10	6	0	.625
* Detroit	9	7	0	.563
Minnesota	8	8	0	.500
Chicago	3	13	0	.188
<b>NFC SOUTH</b>	<b>W</b>	<b>L</b>	<b>T</b>	<b>Pct</b>
Atlanta	11	5	0	.688
Tampa Bay	9	7	0	.563
New Orleans	7	9	0	.438
Carolina	6	10	0	.375
<b>NFC WEST</b>	<b>W</b>	<b>L</b>	<b>T</b>	<b>Pct</b>
Seattle	10	5	1	.656
Arizona	7	8	1	.469
Los Angeles	4	12	0	.250
San Francisco	2	14	0	.125

\* Wild Card for Playoffs



**2015 SEASON (3-13 REGULAR SEASON, 0-0 PLAYOFFS) • 4TH PLACE AFC SOUTH**

DATE	OPPONENT	SCORE	W/L	ATT
Sep. 13	at Tampa Bay	W 42-14		63,945
Sep. 20	at Cleveland	L 14-28		67,431
Sep. 27	INDIANAPOLIS	L 33-35		65,920
Oct. 11	BUFFALO	L 13-14		65,670
Oct. 18	MIAMI	L 10-38		62,342
Oct. 25	ATLANTA	L 7-10		63,329
Nov. 1	at Houston	L 6-20		71,630
Nov. 8	at New Orleans	W 34-28*		73,075
Nov. 15	CAROLINA	L 10-27		63,591
Nov. 19	at Jacksonville	L 13-19		60,121
Nov. 29	OAKLAND	L 21-24		58,075
Dec. 6	JACKSONVILLE	W 42-39		57,355
Dec. 13	at New York Jets	L 8-30		78,160
Dec. 20	at New England	L 16-33		66,829
Dec. 27	HOUSTON	L 6-34		62,153
Jan. 3	at Indianapolis	L 24-30		65,733

\* Overtime

	TITANS	OPP
<b>Total First Downs</b>	<b>298</b>	<b>317</b>
Rushing	66	101
Passing	195	192
Penalty	37	24
3rd Down: Made/Att	64/201	92/216
3rd Down Pct.	31.8	42.6
4th Down: Made/Att	7/15	4/12
4th Down Pct.	46.7	33.3
<b>Possession Avg.</b>	<b>29:25</b>	<b>30:35</b>
<b>Total Net Yards</b>	<b>4988</b>	<b>5475</b>
Avg. Per Game	311.8	342.2
Total Plays	976	1003
Avg. Per Play	5.1	5.5
<b>Net Yards Rushing</b>	<b>1485</b>	<b>1797</b>
Avg. Per Game	92.8	112.3
Total Rushes	371	462
<b>Net Yards Passing</b>	<b>3503</b>	<b>3678</b>
Avg. Per Game	218.9	229.9
Sacked/Yards Lost	54/390	39/271
Gross Yards	3893	3949
Att./Completions	551/342	502/319
Completion Pct.	62.1	63.5
Had Intercepted	17	11
<b>Punts/Average</b>	<b>88/47.4</b>	<b>74/48.2</b>
<b>Net Punting Avg.</b>	<b>88/40.3</b>	<b>74/43.0</b>
<b>Penalties/Yards</b>	<b>93/779</b>	<b>112/982</b>
<b>Fumbles/Ball Lost</b>	<b>25/16</b>	<b>16/8</b>
<b>Touchdowns</b>	<b>37</b>	<b>51</b>
Rushing	10	11
Passing	25	34
Returns	2	6

BY PERIODS	1	2	3	4	OT	PTS
Team	67	71	84	71	6	299
Opponents	96	127	75	125	0	423

SCORING	TD	RU	PA	RT	PAT	FG	S	TP
Succop	0	0	0	0	29/31	14/16	0	71
Walker	6	0	6	0			0	38
Green-Beckham	4	0	4	0			0	26
Andrews	3	3	0	0			0	18
Mariota	3	2	1	0			0	18
Wright	3	0	3	0			0	18
McCluster	2	1	1	0			0	14
Douglas	2	0	2	0			0	12
Fasano	2	0	2	0			0	12
Fowler	2	1	1	0			0	12
Sankey	2	1	1	0			0	12
Stevens	2	0	2	0			0	12
Cobb	1	1	0	0			0	6
Hunter	1	0	1	0			0	6
McBride	1	0	1	0			0	6
Mettenberger	1	1	0	0			0	6
Sensabaugh	1	0	0	1a			0	6
Woodyard	1	0	0	1b			0	6
<b>Team</b>	<b>37</b>	<b>10</b>	<b>25</b>	<b>2</b>	<b>29/31</b>	<b>14/16</b>	<b>0</b>	<b>299</b>
<b>Opponents</b>	<b>51</b>	<b>11</b>	<b>34</b>	<b>6</b>	<b>48/50</b>	<b>23/27</b>	<b>0</b>	<b>423</b>

**2-Pt Conversions:** Green-Beckham, McCluster, Walker, TM  
**3-5, OPP 0-1**

**FUM/LOST:** Mariota 10/6, Mettenberger 4/2, Douglas 2/1, McCluster 2/2, Sankey 2/1, West(TM) 2/2, Andrews 1/1, Gallik 1/0, Supernaw 1/1

RUSHING	No	Yds	Avg	Lg	TD
Andrews	143	520	3.6	38	3
Mariota	34	252	7.4	87t	2
McCluster	55	247	4.5	44	1
Sankey	47	193	4.1	16	1
Cobb	52	146	2.8	12	1

PASSING	Att	Cmp	Pct	Yards	Yds/Att	TD	Int	Lg	Sk/Yds	Rating
Mariota	370	230	62.2	2818	7.62	19	10	61t	38/258	91.5
Mettenberger	166	101	60.8	935	5.63	4	7	57t	13/98	66.7
Tanne	14	10	71.4	99	7.07	1	0	29	3/34	114.9
Andrews	1	1	100.0	41	41.00	1	0	41t	0/0	158.3
<b>Team</b>	<b>551</b>	<b>342</b>	<b>62.1</b>	<b>3893</b>	<b>7.07</b>	<b>25</b>	<b>17</b>	<b>61t</b>	<b>54/390</b>	<b>85.5</b>
<b>Opponents</b>	<b>502</b>	<b>319</b>	<b>63.5</b>	<b>3949</b>	<b>7.87</b>	<b>34</b>	<b>11</b>	<b>69t</b>	<b>39/271</b>	<b>101.3</b>

West	16	51	3.2	12	0
Walker	1	36	36.0	36	0
Wright	5	17	3.4	13	0
Fowler	7	13	1.9	3	1
McBride	1	8	8.0	8	0
Mettenberger	9	8	0.9	5t	1
Douglas	1	-6	-6.0	-6	0
<b>Team</b>	<b>371</b>	<b>1485</b>	<b>4.0</b>	<b>87t</b>	<b>10</b>
<b>Opponents</b>	<b>462</b>	<b>1797</b>	<b>3.9</b>	<b>32</b>	<b>11</b>

RECEIVING	No	Yds	Avg	Lg	TD
Walker	94	1088	11.6	61t	6
Douglas	36	411	11.4	51	2
Wright	36	408	11.3	52t	3
Green-Beckham	32	549	17.2	47t	4
McCluster	31	260	8.4	35	1
Fasano	26	289	11.1	33	2
Hunter	22	264	12.0	29	1
Andrews	21	174	8.3	23	0
Sankey	14	139	9.9	30	1
Stevens	12	121	10.1	27	2
Fowler	5	44	8.8	19	1
Coffman	4	42	10.5	16	0
Supernaw	3	32	10.7	16	0
Turzilli	2	25	12.5	18	0
McBride	2	8	4.0	7	1
Mariota	1	41	41.0	41t	1
Cobb	1	-2	-2.0	-2	0
<b>Team</b>	<b>342</b>	<b>3893</b>	<b>11.4</b>	<b>61t</b>	<b>25</b>
<b>Opponents</b>	<b>319</b>	<b>3949</b>	<b>12.4</b>	<b>69t</b>	<b>34</b>

INTERCEPTIONS	No	Yds	Avg	Lg	TD
Brown	2	45	22.5	45	0
Sensabaugh	2	42	21.0	26t	1
Griffin	1	29	29.0	29	0
Cox	1	27	27.0	27	0
Bass	1	8	8.0	8	0
Mount	1	8	8.0	8	0
Searcy	1	5	5.0	5	0
Webb	1	0	0.0	0	0
Williamson	1	0	0.0	0	0
<b>Team</b>	<b>11</b>	<b>164</b>	<b>14.9</b>	<b>45</b>	<b>1</b>
<b>Opponents</b>	<b>17</b>	<b>263</b>	<b>15.5</b>	<b>69t</b>	<b>3</b>

PUNTING	No	Yds	Avg	Net	TB	In	Lg	B
Kern	88	4175	47.4	40.3	1	34	61	0
<b>Team</b>	<b>88</b>	<b>4175</b>	<b>47.4</b>	<b>40.3</b>	<b>1</b>	<b>34</b>	<b>61</b>	<b>0</b>
<b>Opponents</b>	<b>74</b>	<b>3568</b>	<b>48.2</b>	<b>43.0</b>	<b>4</b>	<b>24</b>	<b>65</b>	<b>0</b>

PUNT RETURNS	No	FC	Yds	Avg	Lg	TD
McCluster	24	15	217	9.0	37	0
Douglas	11	2	73	6.6	18	0
Cox	3	0	17	5.7	9	0
<b>Team</b>	<b>38</b>	<b>17</b>	<b>307</b>	<b>8.1</b>	<b>37</b>	<b>0</b>
<b>Opponents</b>	<b>47</b>	<b>23</b>	<b>605</b>	<b>12.9</b>	<b>78t</b>	<b>1</b>

KICKOFF RETURNS	No	Yds	Avg	Lg	TD
McCluster	13	285	21.9	32	0
McBride	10	190	19.0	31	0
Sankey	9	192	21.3	34	0
Andrews	1	13	13.0	13	0
<b>Team</b>	<b>33</b>	<b>680</b>	<b>20.6</b>	<b>34</b>	<b>0</b>
<b>Opponents</b>	<b>22</b>	<b>599</b>	<b>27.2</b>	<b>75</b>	<b>0</b>

FIELD GOALS	1-19	20-29	30-39	40-49	50+
Succop	0/0	3/3	3/3	7/7	1/3
<b>Team</b>	<b>0/0</b>	<b>3/3</b>	<b>3/3</b>	<b>7/7</b>	<b>1/3</b>
<b>Opponents</b>	<b>1/1</b>	<b>6/6</b>	<b>9/9</b>	<b>6/9</b>	<b>1/2</b>

**TEAM/Succop:** () () (38G,21G) (21G,41G) (37G) () (35G,44G) (51G,29G,55N) (45G) (47G,49G,53N) () () (49G) () (49G)  
**OPP:** () () () (30G) (27G,47N) (38G,24G) (46B) (48G,19G) (31G,32G,20G,36G) (24G) () (53N,47G,27G,42G) (43G,48N,38G,42G,32G) (22G,36G) (49G,52G,35G)

**SACKS**  
 Casey 7, Orakpo 7, Woodyard 5, Morgan 4.5, Klug 4, Williamson 3.5, Blackson 2.5, Bass 1.5, Griffin 1, Stafford 1, Tavai 1, Brown 0.5, Searcy 0.5  
**Titans 39, Opponents 54**

**TACKLES (Solo-Assists-Total)**  
 Williamson (79-58-137), Woodyard (70-40-110), Griffin (67-34-101), Brown (65-33-98), Casey (48-38-86), Jones (45-22-67), Orakpo (44-20-64), Sensabaugh (42-16-58), Searcy (41-13-54), Bass (23-19-42), Morgan (20-14-34), Cox (26-5-31), Woods (14-17-31), Klug (13-13-26), Webb (20-2-22), Stafford (16-4-20), Blackson (10-9-19), Hill (7-12-19), Wreh-Wilson (16-1-17), McCourty (10-6-16), Riggs (6-0-6), Huff (5-1-6), Pitlotua (2-2-4), Tavai (2-1-3), Martin (1-2-3), Johnson (1-1-2), Mount (0-1-1)  
**Team Totals: 692-382-1,074**

**USUAL STARTING LINEUP**

**OFFENSE**  
 WR Harry Douglas (83)  
**TE Delanie Walker (82)**  
 LT Taylor Lewan (77)  
 LG Byron Bell (76)/Quinton Spain (60)  
 C Brian Schwenke (62)/Andy Gallik (69)  
 RG Chance Warmack (70)  
 RT Jeremiah Poutasi (73)/Byron Bell (76)  
 TE Craig Stevens (88)/Anthony Fasano (80)  
 WR Kendall Wright (13)  
 QB Marcus Mariota (8)  
 RB Antonio Andrews (26)

**DEFENSE**  
 DE DaQuan Jones (90)  
 NT Al Woods (96)/Sammie Hill (94)  
**DT Jurrell Casey (99)**  
 OLB Derrick Morgan (91)/David Bass (51)  
 ILB Wesley Woodyard (59)  
 ILB Avery Williamson (54)  
 OLB Brian Orakpo (98)  
 CB Perrish Cox (29)  
 SS Da'Norris Searcy (21)  
 FS Michael Griffin (33)  
 CB Coty Sensabaugh (24)

**SPECIALISTS**  
 K Ryan Succop (8)  
 P Brett Kern (6)  
 KR/PR Dexter McCluster (22)

**Pro Bowl** [All-Pro](#)

**GM:** Ruston Webster; **Head Coach:** Ken Whisenhunt (first seven games), Mike Mularkey (final nine games)  
**Asst. Coaches:** Dick LeBeau (asst. HC/def.), Ray Horton (def. coord.), Jason Michael (off. coord.), Steve Watterson (strength and cond.), Bob Bostad (OL), Steve Brown (asst. secondary), Louie Cioffi (secondary), Sylvester Croom (RB), Nick Eason (asst. DL), Steve Hoffman (ST asst.), Shawn Jefferson (WR), Nate Kaczor (ST), Cannon Matthews (qual. ctl. coord. - def.), John McNulty (QB), Mike Mularkey (TE\*), Arthur Smith (asst. TE\*), Giff Smith (DL), Lou Spanos (LB), Luke Stechel (off. asst.), Mike Sullivan (asst. OL), Jason Tucker (asst. WR)

\* Mularkey - tight ends coach first seven games, head coach final nine games; Smith - assistant tight ends coach first seven games, tight ends coach final nine games

**AMERICAN FOOTBALL CONFERENCE STANDINGS**

AFC EAST	W	L	T	Pct
New England	12	4	0	.750
New York Jets	10	6	0	.625
Buffalo	8	8	0	.500
Miami	6	10	0	.375
AFC NORTH	W	L	T	Pct
Cincinnati	12	4	0	.750
* Pittsburgh	10	6	0	.625
Baltimore	5	11	0	.313
Cleveland	3	13	0	.188
AFC SOUTH	W	L	T	Pct
Houston	9	7	0	.563
Indianapolis	8	8	0	.500
Jacksonville	5	11	0	.313
<b>Tennessee</b>	<b>3</b>	<b>13</b>	<b>0</b>	<b>.188</b>
AFC WEST	W	L	T	Pct
Denver	12	4	0	.750
* Kansas City	11	5	0	.688
Oakland	7	9	0	.438
San Diego	4	12	0	.250

**NATIONAL FOOTBALL CONFERENCE STANDINGS**

NFC EAST	W	L	T	Pct
Washington	9	7	0	.563
Philadelphia	7	9	0	.438
New York Giants	6	10	0	.375
Dallas	4	12	0	.250
NFC NORTH	W	L	T	Pct
Minnesota	11	5	0	.688
* Green Bay	10	6	0	.625
Detroit	7	9	0	.438
Chicago	6	10	0	.375
NFC SOUTH	W	L	T	Pct
Carolina	15	1	0	.938
Atlanta	8	8	0	.500
New Orleans	7	9	0	.438
Tampa Bay	6	10	0	.375
NFC WEST	W	L	T	Pct
Arizona	13	3	0	.813
* Seattle	10	6	0	.625
St. Louis	7	9	0	.438
San Francisco	5			

# 2014 SEASON (2-14 REGULAR SEASON, 0-0 PLAYOFFS) • 4TH PLACE AFC SOUTH

DATE	OPPONENT	SCORE	W/L	ATT
Sep. 7	at Kansas City	26-10	W	73,569
Sep. 14	DALLAS	10-26	L	69,143
Sep. 21	at Cincinnati	7-33	L	56,743
Sep. 28	at Indianapolis	17-41	L	64,757
Oct. 5	CLEVELAND	28-29	L	69,143
Oct. 12	JACKSONVILLE	16-14	W	69,143
Oct. 19	at Washington	17-19	L	75,227
Oct. 26	HOUSTON	16-30	L	69,143
Nov. 9	at Baltimore	7-21	L	70,914
Nov. 17	PITTSBURGH	24-27	L	69,143
Nov. 23	at Philadelphia	24-43	L	69,596
Nov. 30	at Houston	21-45	L	71,714
Dec. 7	NEW YORK GIANTS	7-36	L	69,143
Dec. 14	NEW YORK JETS	11-16	L	69,143
Dec. 18	at Jacksonville	13-21	L	61,202
Dec. 28	INDIANAPOLIS	10-27	L	69,143

	TITANS	OPP
<b>Total First Downs</b>	<b>258</b>	<b>357</b>
Rushing	75	119
Passing	159	211
Penalty	24	27
3rd Down: Made/Att	59/196	94/227
3rd Down Pct.	30.1	41.4
4th Down: Made/Att	6/17	5/11
4th Down Pct.	35.3	45.5
<b>Possession Avg.</b>	<b>27:31</b>	<b>32:29</b>
<b>Total Net Yards</b>	<b>4859</b>	<b>5968</b>
Avg. Per Game	303.7	373.0
Total Plays	919	1099
Avg. Per Play	5.3	5.4
<b>Net Yards Rushing</b>	<b>1447</b>	<b>2195</b>
Avg. Per Game	90.4	137.2
Total Rushes	356	515
<b>Net Yards Passing</b>	<b>3412</b>	<b>3773</b>
Avg. Per Game	213.3	235.8
Sacked/Yards Lost	50/326	39/222
Gross Yards	3738	3995
Att./Completions	513/299	545/347
Completion Pct.	58.3	63.7
Had Intercepted	16	12
<b>Punts/Average</b>	<b>89/46.3</b>	<b>73/46.0</b>
<b>Net Punting Avg.</b>	<b>89/40.8</b>	<b>73/41.2</b>
<b>Penalties/Yards</b>	<b>111/961</b>	<b>93/731</b>
<b>Fumbles/Ball Lost</b>	<b>23/10</b>	<b>7/4</b>
<b>Touchdowns</b>	<b>28</b>	<b>48</b>
Rushing	6	17
Passing	20	28
Returns	2	3

BY PERIODS	1	2	3	4	OT	PTS
<b>Team</b>	<b>40</b>	<b>94</b>	<b>73</b>	<b>47</b>	<b>0</b>	<b>254</b>
<b>Opponents</b>	<b>105</b>	<b>110</b>	<b>97</b>	<b>126</b>	<b>0</b>	<b>438</b>

SCORING	TD	RU	PA	RT	PAT	FG	S	TP
Succop	0	0	0	0	27/27	19/22	0	84
Wright	6	0	6	0			0	36
Walker	4	0	4	0			0	24
Hunter	3	0	3	0			0	18
Greene	2	2	0	0			0	12
Sankey	2	2	0	0			0	12
L. Washington	2	0	2	0			0	12
N. Washington	2	0	2	0			0	12
Battle	1	1	0	0			0	6
Coffman	1	0	1	0			0	6
Hagan	1	0	1	0			0	6
Huff	1	0	0	1b			0	6
Locker	1	1	0	0			0	6
McCluster	1	0	1	0			0	6
McCourtly	1	0	0	1a			0	6
<b>Team</b>	<b>28</b>	<b>6</b>	<b>20</b>	<b>2</b>	<b>27/27</b>	<b>19/22</b>	<b>1</b>	<b>254</b>
<b>Opponents</b>	<b>48</b>	<b>17</b>	<b>28</b>	<b>3</b>	<b>47/47</b>	<b>33/39</b>	<b>2</b>	<b>438</b>

2-Pt Conversions: **TM 0-1, OPP 0-1**

**FUM/Lost:** Mettenberger 4/2, Locker 3/1, L. Washington 3/1, Whitehurst 3/0, Sankey 2/2, Spencer 2/0, Walker 2/0, Greene 1/1, McCluster 1/1, Schwenke 1/1, Wright 1/1

RUSHING	No	Yds	Avg	Lg	TD
Sankey	152	569	3.7	22	2
Greene	94	392	4.2	52	2
Locker	22	142	6.5	29	1
McCluster	40	131	3.3	16	0
Whitehurst	20	90	4.5	23	0
L. Washington	13	57	4.4	16	0
Wright	4	54	13.5	38	0
Battle	5	9	1.8	5	1
Mettenberger	5	4	0.8	8	0

PASSING	Att	Cmp	Pct	Yards	Yds/Att	TD	Int	Lg	Sk/Yds	Rating
Whitehurst	185	105	56.8	1,236	7.17	7	2	75t	18/103	87.4
Mettenberger	179	107	59.8	1,412	7.89	8	7	80t	18/138	83.4
Locker	146	86	58.9	993	6.80	5	7	61t	14/85	70.9
Palmer	3	1	33.3	7	2.33	0	0	7	0/0	42.4
<b>Team</b>	<b>513</b>	<b>299</b>	<b>58.3</b>	<b>3,738</b>	<b>7.29</b>	<b>20</b>	<b>16</b>	<b>80t</b>	<b>50/326</b>	<b>81.0</b>
<b>Opponents</b>	<b>545</b>	<b>347</b>	<b>63.7</b>	<b>3,995</b>	<b>7.33</b>	<b>28</b>	<b>12</b>	<b>80</b>	<b>39/222</b>	<b>93.6</b>

Palmer	1	-1	-1.0	-1	0
<b>Team</b>	<b>356</b>	<b>1447</b>	<b>4.1</b>	<b>52</b>	<b>6</b>
<b>Opponents</b>	<b>515</b>	<b>2195</b>	<b>4.3</b>	<b>62t</b>	<b>17</b>

RECEIVING	No	Yds	Avg	Lg	TD
Walker	63	890	14.1	68	4
Wright	57	715	12.5	48	6
N. Washington	40	647	16.2	80t	2
Hunter	28	498	17.8	75t	3
McCluster	26	197	7.6	25	1
L. Washington	22	159	7.2	25	2
Hagan	19	254	13.4	38t	1
Sankey	18	133	7.4	18	0
Coffman	6	64	10.7	18	1
Durham	6	54	9.0	14	0
Battle	5	28	5.6	12	0
Stevens	2	26	13.0	20	0
Thompson	2	24	12.0	13	0
Andrews	2	11	5.5	6	0
Greene	1	13	13.0	13	0
Klug	1	9	9.0	9	0
Schwenke	1	6	6.0	6	0
Whitehurst	0	10	---	10	0
<b>Team</b>	<b>299</b>	<b>3738</b>	<b>12.5</b>	<b>80t</b>	<b>20</b>
<b>Opponents</b>	<b>347</b>	<b>3995</b>	<b>11.5</b>	<b>80</b>	<b>28</b>

INTERCEPTIONS	No	Yds	Avg	Lg	TD
McCourtly	3	0	0.0	0	0
Woodyard	2	20	10.0	13	0
Griffin	2	12	6.0	12	0
Wreh-Wilson	1	34	34.0	34	0
Stafford	1	33	33.0	33	0
Huff	1	23	23.0	23t	1
Ghee	1	0	0.0	0	0
Wilson	1	0	0.0	0	0
<b>Team</b>	<b>12</b>	<b>122</b>	<b>10.2</b>	<b>34</b>	<b>1</b>
<b>Opponents</b>	<b>16</b>	<b>214</b>	<b>13.4</b>	<b>67</b>	<b>1</b>

PUNTING	No	Yds	Avg	Net	TB	In	Lg	B
Kern	88	4118	46.8	40.8	7	28	79	1
<b>Team</b>	<b>89</b>	<b>4118</b>	<b>46.3</b>	<b>40.8</b>	<b>7</b>	<b>28</b>	<b>79</b>	<b>1</b>
<b>Opponents</b>	<b>73</b>	<b>3356</b>	<b>46.0</b>	<b>41.2</b>	<b>7</b>	<b>26</b>	<b>69</b>	<b>0</b>

PUNT RETURNS	No	FC	Yds	Avg	Lg	TD
McCluster	22	14	155	7.0	48	0
L. Washington	7	4	47	6.7	10	0
Griffin	1	0	5	5.0	5	0
<b>Team</b>	<b>30</b>	<b>18</b>	<b>207</b>	<b>6.9</b>	<b>48</b>	<b>0</b>
<b>Opponents</b>	<b>43</b>	<b>25</b>	<b>350</b>	<b>8.1</b>	<b>30</b>	<b>0</b>

KICKOFF RETURNS	No	Yds	Avg	Lg	TD
L. Washington	31	738	23.8	52	0
Sankey	7	198	28.3	42	0
Andrews	5	110	22.0	27	0
Battle	2	43	21.5	22	0
Klug	2	32	16.0	20	0
Martin	1	0	0.0	0	0
<b>Team</b>	<b>48</b>	<b>1121</b>	<b>23.4</b>	<b>52</b>	<b>0</b>
<b>Opponents</b>	<b>31</b>	<b>855</b>	<b>27.6</b>	<b>107t</b>	<b>1</b>

FIELD GOALS	1-19	20-29	30-39	40-49	50+
Succop	0/0	5/5	7/7	5/8	2/2
<b>Team</b>	<b>0/0</b>	<b>5/5</b>	<b>7/7</b>	<b>5/8</b>	<b>2/2</b>
<b>Opponents</b>	<b>1/1</b>	<b>9/9</b>	<b>12/12</b>	<b>7/11</b>	<b>4/6</b>

**Titans/Succop:** (36G,31G,46G,47G) (47G) (40N,44N) (36G) ( ) (25G,21G,42G) (36G) (35G) ( ) (20G) (20G) ( ) (42N) (40G, 33G,51G) (50G,23G) (31G)  
**OPP:** (35G,48N) (48G,44G,51G,48G) (29G) (31G,30G) (38G,42G) (55B)(31G,31G,27G,22G) (30G,29G,49G) ( ) (49G,23G) (36G,26G,49N,35G,30G,50G) (37G,43B) (20G,19G,36G,52G,42G) (53N,51G) ( ) (23G,46N,26G)

**SACKS**  
 Morgan 6.5, Casey 5, Griffin 3, Hill 3, Williamson 3, Woodyard 2.5, Klug 2, Phillips TM 2, Pitoitua 2, Wimbley 2, Groves 1, Huff 1, D. Jones 1, Pollard 1, Sensabaugh 1, Stafford 1, Wilson 1, Woods 1  
**Titans 39, Opponents 50**

**TACKLES (Solo-Assists-Total)**  
 Woodyard (66-68-134), Griffin (83-32-115), Williamson (55-52-107), Casey (58-28-86), McCourtly (77-8-85), Morgan (52-30-82), Wilson (49-16-65), Wreh-Wilson (47-10-57), Hill (30-17-47), Pitoitua (21-24-45), Sensabaugh (37-7-44), Wimbley (18-23-41), Stafford (24-9-33), Klug (21-10-31), Woods (14-17-31), Phillips (14-14-28), Martin (10-18-28), Pollard (22-4-26), Gooden (15-9-24), Groves (12-7-19), Huff (8-6-14), Jones (7-6-13), Harris (8-1-9), Moch (3-1-4), Ghee (3-0-3), Brown (1-0-1)  
**Team Totals: 755-417-1,172**

### USUAL STARTING LINEUP

**OFFENSE**  
 WR Nate Washington (85)  
 TE Delanie Walker (82)  
 LT Taylor Lewan (77)  
 LG Andy Levitre (67)  
 C Brian Schwenke (62)  
 RG Chance Warmack (70)  
 RT Michael Oher (72)  
 TE Craig Stevens (88)/Brett Brackett (87)  
 WR Kendall Wright (13)  
 QB Zach Mettenberger (7)  
 RB Bishop Sankey (20)

**DEFENSE**  
 DE Ropati Pitoitua (92)  
 NT Sammie Hill (94)  
 DT Jurrell Casey (99)  
 OLB Derrick Morgan (91)  
 ILB Wesley Woodyard (59)  
 ILB Avery Williamson (54)  
 OLB Kameron Wimbley (95)  
 CB Bliidi Wreh-Wilson (25)  
 SS George Wilson (21)  
 FS Michael Griffin (33)  
 CB Jason McCourtly (30)

**SPECIALISTS**  
 K Ryan Succop (8)  
 P Brett Kern (6)  
 KR/PR Leon Washington (26)

**Pro Bowl** All-Pro

**GM:** Ruston Webster; **Head Coach:** Ken Whisenhunt  
**Asst. Coaches:** Ray Horton (def. coord.), Jason Michael (off. coord.), Bob Bostad (off. line), Steve Brown (asst. secondary), Louie Cioffi (secondary), Sylvester Croom (RB), Nick Eason (asst. DL), Steve Hoffman (ST asst.), Shawn Jefferson (WR), Nate Kaczor (ST), Cannon Matthews (qual. ctl. coord. - def.), John McNulty (QB), Mike Mularkey (TE), Kevin Patullo (asst. WR), Arthur Smith (asst. TE), Giff Smith (DL), Lou Spanos (LB), Luke Stechel (off. asst.), Mike Sullivan (asst. OL), Steve Watterson (strength and cond.)

### AMERICAN FOOTBALL CONFERENCE STANDINGS

AFC EAST	W	L	T	Pct
New England	12	4	0	.750
Buffalo	9	7	0	.563
Miami	8	8	0	.500
New York Jets	4	12	0	.250
<b>AFC NORTH</b>	<b>W</b>	<b>L</b>	<b>T</b>	<b>Pct</b>
Pittsburgh	11	5	0	.688
* Cincinnati	10	5	1	.656
* Baltimore	10	6	0	.625
Cleveland	7	9	0	.438
<b>AFC SOUTH</b>	<b>W</b>	<b>L</b>	<b>T</b>	<b>Pct</b>
Indianapolis	11	5	0	.688
Houston	9	7	0	.563
Jacksonville	3	13	0	.188
<b>Tennessee</b>	<b>2</b>	<b>14</b>	<b>0</b>	<b>.125</b>
<b>AFC WEST</b>	<b>W</b>	<b>L</b>	<b>T</b>	<b>Pct</b>
Denver	12	4	0	.750
Kansas City	9	7	0	.563
San Diego	9	7	0	.563
Oakland	3	13	0	.188

### NATIONAL FOOTBALL CONFERENCE STANDINGS

NFC EAST	W	L	T	Pct
Dallas	12	4	0	.750
Philadelphia	10	6	0	.625
New York Giants	6	10	0	.375
Washington	4	12	0	.250
<b>NFC NORTH</b>	<b>W</b>	<b>L</b>	<b>T</b>	<b>Pct</b>
Green Bay	12	4	0	.750
* Detroit	11	5	0	.688
Minnesota	7	9	0	.438
Chicago	5	11	0	.313
<b>NFC SOUTH</b>	<b>W</b>	<b>L</b>	<b>T</b>	<b>Pct</b>
Carolina	7	8	1	.469
New Orleans	7	9	0	.438
Atlanta	6	10	0	.375
Tampa Bay	2	14	0	.125
<b>NFC WEST</b>	<b>W</b>	<b>L</b>	<b>T</b>	<b>Pct</b>
Seattle	12	4	0	.750
* Arizona	11	5	0	.688
San Francisco	8	8	0	.500
St. Louis	6	10	0	.375

\* Wild Card for Playoffs

# 2013 SEASON (7-9 REGULAR SEASON, 0-0 PLAYOFFS) • 2ND PLACE AFC SOUTH

DATE	OPPONENT	SCORE	W/L	ATT
Sep. 8	at Pittsburgh	16-9	W	61,585
Sep. 15	at Houston	24-30*	L	71,718
Sep. 22	SAN DIEGO	20-17	W	69,143
Sep. 29	NEW YORK JETS	38-13	W	69,143
Oct. 6	KANSAS CITY	17-26	L	69,143
Oct. 13	at Seattle	13-20	L	68,127
Oct. 20	SAN FRANCISCO	17-31	L	69,143
Nov. 3	at St. Louis	28-21	W	54,617
Nov. 10	JACKSONVILLE	27-29	L	69,143
Nov. 14	INDIANAPOLIS	27-30	L	69,143
Nov. 24	at Oakland	23-19	W	46,001
Dec. 1	at Indianapolis	14-22	L	65,502
Dec. 8	at Denver	28-51	L	76,554
Dec. 15	ARIZONA	34-37*	L	69,143
Dec. 22	at Jacksonville	20-16	W	60,559
Dec. 29	HOUSTON	16-10	W	69,143

	TITANS	OPP
<b>Total First Downs</b>	<b>311</b>	<b>329</b>
Rushing	103	108
Passing	172	191
Penalty	36	30
3rd Down: Made/Att	94/227	69/201
3rd Down Pct.	41.4	34.3
4th Down: Made/Att	11/17	7/11
4th Down Pct.	64.7	63.6
<b>Possession Avg.</b>	<b>30:00</b>	<b>30:00</b>
<b>Total Net Yards</b>	<b>5390</b>	<b>5407</b>
Avg. Per Game	336.9	337.9
Total Plays	1032	1027
Avg. Per Play	5.2	5.3
<b>Net Yards Rushing</b>	<b>1894</b>	<b>1795</b>
Avg. Per Game	118.4	112.2
Total Rushes	462	446
<b>Net Yards Passing</b>	<b>3496</b>	<b>3612</b>
Avg. Per Game	218.5	225.8
Sacked/Yards Lost	37/214	36/227
Gross Yards	3710	3839
Att./Completions	533/328	545/344
Completion Pct.	63.1	63.1
Had Intercepted	16	13
<b>Punts/Average</b>	<b>79/42.9</b>	<b>76/45.0</b>
Net Punting Avg.	79/39.7	76/40.0
<b>Penalties/Yards</b>	<b>101/900</b>	<b>95/779</b>
<b>Fumbles/Ball Lost</b>	<b>27/9</b>	<b>24/12</b>
<b>Touchdowns</b>	<b>41</b>	<b>40</b>
Rushing	16	21
Passing	22	15
Returns	3	4

BY PERIODS	1	2	3	4	OT	PTS
<b>Team</b>	<b>71</b>	<b>77</b>	<b>65</b>	<b>149</b>	<b>0</b>	<b>362</b>
<b>Opponents</b>	<b>76</b>	<b>83</b>	<b>88</b>	<b>125</b>	<b>9</b>	<b>381</b>

SCORING	TD	RU	PA	RT	PAT	FG	S	TP
Bironas	0	0	0	0	41/41	25/29	0	116
C. Johnson	10	6	4	0	0	0	0	60
Walker	6	0	6	0	0	0	0	36
Greene	4	4	0	0	0	0	0	24
Hunter	4	0	4	0	0	0	0	24
Fitzpatrick	3	3	0	0	0	0	0	18
N. Washington	3	0	3	0	0	0	0	18
Locker	2	2	0	0	0	0	0	12
Preston	2	0	2	0	0	0	0	12
Wright	2	0	2	0	0	0	0	12
Battle	1	1	0	0	0	0	0	6
Klug	1	0	0	1b	0	0	0	6
McCourty	1	0	0	1c	0	0	0	6
Thompson	1	0	1	0	0	0	0	6
Verner	1	0	0	1a	0	0	0	6
<b>Team</b>	<b>41</b>	<b>16</b>	<b>22</b>	<b>3</b>	<b>41/41</b>	<b>25/29</b>	<b>0</b>	<b>362</b>
<b>Opponents</b>	<b>40</b>	<b>21</b>	<b>15</b>	<b>4</b>	<b>37/38</b>	<b>32/39</b>	<b>3</b>	<b>381</b>

2-Pt Conversions: TM 0-0, OPP 1-1

FUM/Lost: Fitzpatrick 9/2, C. Johnson 3/2, Locker 3/1, Kern 2/0, Williams 2/1, Wright 2/0, Wylie(TM) 2/1, Bailey 1/1, Reynaud(TM) 1/1, Walker 1/0, L. Washington(LG) 1/0, L. Washington(TM) 1/0

RUSHING	No	Yds	Avg	Lg	TD
C. Johnson	279	1077	3.9	30t	6
Greene	77	295	3.8	29	4
Fitzpatrick	43	225	5.2	26	3
Locker	24	155	6.5	39	2
Battle	36	142	3.9	37	1
Kern	2	0	0.0	0	0

PASSING	Att	Cmp	Pct	Yards	Yds/Att	TD	Int	Lg	Sk/Yds	Rating
Fitzpatrick	350	217	62.0	2454	7.01	14	12	77t	21/109	82.0
Locker	183	111	60.7	1256	6.86	8	4	66t	16/105	86.7
<b>Team</b>	<b>533</b>	<b>328</b>	<b>61.5</b>	<b>3710</b>	<b>6.96</b>	<b>22</b>	<b>16</b>	<b>77t</b>	<b>37/214</b>	<b>83.6</b>
<b>Opponents</b>	<b>545</b>	<b>344</b>	<b>63.1</b>	<b>3839</b>	<b>7.04</b>	<b>15</b>	<b>13</b>	<b>55</b>	<b>36/227</b>	<b>83.3</b>

Reynaud	1	0	0.0	0	0
<b>Team</b>	<b>462</b>	<b>1894</b>	<b>4.1</b>	<b>39</b>	<b>16</b>
<b>Opponents</b>	<b>446</b>	<b>1795</b>	<b>4.0</b>	<b>60</b>	<b>21</b>

RECEIVING	No	Yds	Avg	Lg	TD
Wright	94	1079	11.5	45	2
Walker	60	571	9.5	33	6
N. Washington	58	919	15.8	77t	3
C. Johnson	42	345	8.2	66t	4
Hunter	18	354	19.7	57	4
Williams	15	178	11.9	32	0
Britt	11	96	8.7	15	0
Greene	6	39	6.5	28	0
Mooney	6	32	5.3	22	0
Preston	5	37	7.4	10t	2
Battle	4	36	9.0	24	0
Thompson	3	13	4.3	9t	1
Stevens	2	5	2.5	6	0
Shiancoe	2	2	1.0	3	0
Reynaud	1	4	4.0	4	0
Fitzpatrick	1	0	0.0	0	0
<b>Team</b>	<b>328</b>	<b>3710</b>	<b>11.3</b>	<b>77t</b>	<b>22</b>
<b>Opponents</b>	<b>344</b>	<b>3839</b>	<b>11.2</b>	<b>55</b>	<b>15</b>

INTERCEPTIONS	No	Yds	Avg	Lg	TD
Verner	5	68	13.6	34	1
Pollard	3	36	12.0	32	0
Ayers	1	5	5.0	5	0
Brown	1	3	3.0	3	0
McCarthy	1	1	1.0	1	0
Griffin	1	0	0.0	0	0
G. Wilson	1	0	0.0	0	0
<b>Team</b>	<b>13</b>	<b>113</b>	<b>8.7</b>	<b>34</b>	<b>1</b>
<b>Opponents</b>	<b>16</b>	<b>132</b>	<b>8.3</b>	<b>35</b>	<b>1</b>

PUNTING	No	Yds	Avg	Net	TB	In	Lg	B
Kern	78	3386	43.4	39.7	2	32	63	1
<b>Team</b>	<b>79</b>	<b>3386</b>	<b>42.9</b>	<b>39.7</b>	<b>2</b>	<b>32</b>	<b>63</b>	<b>1</b>
<b>Opponents</b>	<b>76</b>	<b>3422</b>	<b>45.0</b>	<b>40.0</b>	<b>7</b>	<b>28</b>	<b>61</b>	<b>0</b>

PUNT RETURNS	No	FC	Yds	Avg	Lg	TD
Reynaud	18	8	135	7.5	35	0
L. Washington	6	9	78	13.0	33	0
Williams	4	3	12	3.0	8	0
Wylie	2	0	4	2.0	4	0
Verner	1	0	11	11.0	11	0
<b>Team</b>	<b>31</b>	<b>20</b>	<b>240</b>	<b>7.7</b>	<b>35</b>	<b>0</b>
<b>Opponents</b>	<b>35</b>	<b>25</b>	<b>210</b>	<b>6.0</b>	<b>24</b>	<b>0</b>

KICKOFF RETURNS	No	Yds	Avg	Lg	TD
L. Washington LG	17	500	29.4	95	0
L. Washington TM	16	481	30.1	95	0
Reynaud	15	355	23.7	40	0
Williams	5	123	24.6	37	0
Wylie	5	94	18.8	23	0
Bailey	1	0	0.0	0	0
Battle	1	26	26.0	26	0
Verner	1	17	17.0	17	0
<b>Team</b>	<b>44</b>	<b>1096</b>	<b>24.9</b>	<b>95</b>	<b>0</b>
<b>Opponents</b>	<b>45</b>	<b>1099</b>	<b>24.4</b>	<b>46</b>	<b>0</b>

FIELD GOALS	1-19	20-29	30-39	40-49	50+
Bironas	0/0	10/10	8/9	5/7	2/3
<b>Team</b>	<b>0/0</b>	<b>10/10</b>	<b>8/9</b>	<b>5/7</b>	<b>2/3</b>
<b>Opponents</b>	<b>2/2</b>	<b>6/6</b>	<b>6/8</b>	<b>15/18</b>	<b>3/5</b>

Bironas/Titans: (26G,44G,27G) (48N,47G) (20G,43N,37G) (26G) (22G,32N) (38G,25G) (31G) (39G,37G) (25G,38G) (33G,22G,23G) ( ) ( ) (45G,50N,24G) (45G,52G) (42G,55G,37G) (OPP: ( ) (50N,50N,46N) (44G,38B) (45G,47G) (29G,24G, 33G,48G) (31G,29G) (44G) (44N) (32G,44G) (48G,30G, 50G) (52G,48G,24G,32N,48N,42G) (47G,48G,45G,37G, 49G) (25G,64G,19G) (25G,47G,41G) (36G) (19G)

**SACKS**  
Casey 10.5, Morgan 6, Brown 4, Pitoitua 4, A. Johnson 3, Wimbley 3, Klug 2, Ayers 1, Fokou 1, Mi. Martin 1, Pollard 0.5  
**Titans 36, Opponents 37**

**TACKLES (Solo-Assists-Total)**  
Pollard (93-49-142), Brown (80-37-117), Griffin (71-35-106), Fokou (67-31-98), Pitoitua (42-49-91), Casey (49-41-90), McCourty (68-9-77), Verner (61-12-73), Ayers (44-12-56), Morgan (31-23-54), McCarthy (35-16-51), Hill (26-14-40), Sensabaugh (29-8-37), A. Johnson (19-16-35), Wilson (25-8-33), Klug (14-12-26), Wimbley (12-12-24), Martin (9-13-22), Edwards (6-4-10), Wreh-Wilson (6-3-9), Gooden (4-3-7), Campbell (3-1-4), Stafford (1-0-1)  
**Team Totals: 795-408-1,203**

**USUAL STARTING LINEUP**

**OFFENSE**

WR Nate Washington (85)  
TE Craig Stevens (88)  
LT Michael Roos (71)  
LG Andy Levitre (67)  
C Brian Schwenke (62)  
RG Chance Warmack (70)  
RT David Stewart (76)  
TE Delanie Walker (82)  
WR Kendall Wright (13)  
QB Jake Locker (10)/Ryan Fitzpatrick (4)  
RB Chris Johnson (28)

**DEFENSE**

LE Derrick Morgan (91)  
DT Sammie Hill (94)  
DT Jurrell Casey (99)  
RE Ropati Pitoitua (92)  
SLB Akeem Ayers (56)  
MLB Moise Fokou (53)  
WLB Zach Brown (55)  
LCB Jason McCourty (30)  
**RCB Alterraun Verner (20)**  
SS Bernard Pollard (31)  
FS Michael Griffin (33)

**SPECIALISTS**

K Rob Bironas (2)  
P Brett Kern (6)  
KR/PR Leon Washington (26)

Pro Bowl All-Pro

GM: Ruston Webster; Head Coach: Mike Munchak  
Asst. Coaches: Jerry Gray (def. coord.), Dowell Loggains (off. coord.), Steve Watterson (asst. head coach/strength & cond.), Gregg Williams (senior asst./defense), Steve Brown (asst. secondary), Sylvester Croom (RB), Jonathan Gannon (def. asst./qual. ctl.), George Henshaw (TE), Steve Hoffman (ST asst.), Shawn Jefferson (WR), Nate Kaczor (ST), Bruce Matthews (OL), Brett Maxie (secondary), Keith Millard (def. asst./pass rush specialist), Chet Parlavocchio (LB), Dave Ragone (QB), Tracy Rucker (DL), Arthur Smith (OL/TE asst.)

**AMERICAN FOOTBALL CONFERENCE STANDINGS**

AFC EAST	W	L	T	Pct
New England	12	4	0	.750
New York Jets	8	8	0	.500
Miami	8	8	0	.500
Buffalo	6	10	0	.375
AFC NORTH	W	L	T	Pct
Cincinnati	11	5	0	.688
Pittsburgh	8	8	0	.500
Baltimore	8	8	0	.500
Cleveland	4	12	0	.250
AFC SOUTH	W	L	T	Pct
Indianapolis	11	5	0	.688
<b>Tennessee</b>	<b>7</b>	<b>9</b>	<b>0</b>	<b>.438</b>
Jacksonville	4	12	0	.250
Houston	2	14	0	.125
AFC WEST	W	L	T	Pct
Denver	13	3	0	.813
* Kansas City	11	5	0	.688
* San Diego	9	7	0	.563
Oakland	4	12	0	.250

**NATIONAL FOOTBALL CONFERENCE STANDINGS**

NFC EAST	W	L	T	Pct
Philadelphia	10	6	0	.625
Dallas	8	8	0	.500
New York Giants	7	9	0	.438
Washington	3	13	0	.188
NFC NORTH	W	L	T	Pct
Green Bay	8	7	1	.531
Chicago	8	8	0	.500
Detroit	7	9	0	.438
Minnesota	5	10	1	.344
NFC SOUTH	W	L	T	Pct
Carolina	12	4	0	.750
* New Orleans	11	5	0	.688
Atlanta	4	12	0	.250
Tampa Bay	4	12	0	.250
NFC WEST	W	L	T	Pct
Seattle	13	3	0	.813
* San Francisco	12	4	0	.750
Arizona	10	6	0	.625
St. Louis Rams	7	9	0	.438

\* Wild Card for Playoffs







# 2011 SEASON (9-7 REGULAR SEASON, 0-0 PLAYOFFS) • 2ND PLACE AFC SOUTH

DATE	OPPONENT	SCORE	W/L	ATT
Sep. 11	at Jacksonville	14-16	L	61,619
Sep. 18	BALTIMORE	26-13	W	69,143
Sep. 25	DENVER	17-14	W	69,143
Oct. 2	at Cleveland	31-13	W	66,240
Oct. 9	at Pittsburgh	17-38	L	63,875
Oct. 16	BYE			
Oct. 23	HOUSTON	7-41	L	69,143
Oct. 30	INDIANAPOLIS	27-10	W	69,143
Nov. 6	CINCINNATI	17-24	L	69,143
Nov. 13	at Carolina	30-3	W	72,409
Nov. 20	at Atlanta	17-23	L	68,164
Nov. 27	TAMPA BAY	23-17	W	69,143
Dec. 4	at Buffalo	23-17	W	56,463
Dec. 11	NEW ORLEANS	17-22	L	69,143
Dec. 18	at Indianapolis	13-27	L	64,271
Dec. 24	JACKSONVILLE	23-17	W	69,143
Jan. 1	at Houston	23-22	W	71,512

	TITANS	OPP
<b>Total First Downs</b>	<b>281</b>	<b>324</b>
Rushing	71	111
Passing	185	187
Penalty	25	26

<b>3rd Down: Made/Att</b>	<b>80/218</b>	<b>96/236</b>
<b>3rd Down Pct.</b>	<b>36.7</b>	<b>40.7</b>
<b>4th Down: Made/Att</b>	<b>10/14</b>	<b>8/20</b>
<b>4th Down Pct.</b>	<b>71.4</b>	<b>40.0</b>

<b>Possession Avg.</b>	<b>27:52</b>	<b>32:08</b>
<b>Total Net Yards</b>	<b>5361</b>	<b>5682</b>
Avg. Per Game	335.1	355.1
Total Plays	984	1080
Avg. Per Play	5.4	5.3

<b>Net Yards Rushing</b>	<b>1438</b>	<b>2053</b>
Avg. Per Game	89.9	128.3
Total Rushes	376	461
<b>Net Yards Passing</b>	<b>3923</b>	<b>3629</b>
Avg. Per Game	245.2	226.8

Sacked/Yards Lost	24/190	28/180
Gross Yards	4113	3809
Att./Completions	584/353	591/369
Completion Pct.	60.4	62.4
Had Intercepted	14	11

<b>Punts/Average</b>	<b>86/43.6</b>	<b>83/43.7</b>
<b>Net Punting Avg.</b>	<b>86/39.4</b>	<b>83/36.4</b>
<b>Penalties/Yards</b>	<b>104/960</b>	<b>99/812</b>
<b>Fumbles/Ball Lost</b>	<b>17/8</b>	<b>20/12</b>

<b>Touchdowns</b>	<b>34</b>	<b>34</b>
Rushing	8	10
Passing	22	21
Returns	4	3

BY PERIODS	1	2	3	4	OT	PTS
<b>Team</b>	<b>57</b>	<b>110</b>	<b>67</b>	<b>91</b>	<b>0</b>	<b>325</b>
<b>Opponents</b>	<b>64</b>	<b>79</b>	<b>74</b>	<b>100</b>	<b>0</b>	<b>317</b>

SCORING	TD	RU	PA	RT	PAT	FG	S	TP
Bironas	0	0	0	0	34/34	29/32	0	121
Washington	8	1	7	0	0	0	0	48
Williams	5	0	5	0	0	0	0	30
C. Johnson	4	4	0	0	0	0	0	24
Britt	3	0	3	0	0	0	0	18
Cook	3	0	3	0	0	0	0	18
Avery	1	0	1	0	0	0	0	6
Babineaux	1	0	0	1a	0	0	0	6
Campbell	1	0	0	1d	0	0	0	6
D. Graham	1	0	1	0	0	0	0	6
Harper	1	1	0	0	0	0	0	6
L. Hawkins	1	0	1	0	0	0	0	6
Locker	1	1	0	0	0	0	0	6
Mariani	1	0	0	1c	0	0	0	6
McCourty	1	0	0	1b	0	0	0	6
Ringer	1	1	0	0	0	0	0	6
Stevens	1	0	1	0	0	0	0	6
<b>Team</b>	<b>34</b>	<b>8</b>	<b>22</b>	<b>4</b>	<b>34/34</b>	<b>29/32</b>	<b>0</b>	<b>325</b>
<b>Opponents</b>	<b>34</b>	<b>10</b>	<b>21</b>	<b>3</b>	<b>32/32</b>	<b>27/28</b>	<b>0</b>	<b>317</b>

<b>2-Pt Conversions: Titans 0-0, Opponents 0-2</b>
--

**FUM/Lost:** Hasselbeck 4/1, C. Johnson 3/1, Cook 2/2, Amato 1/0, Britt 1/1, Campbell 1/0, Hall 1/1, Harper 1/1, L. Hawkins 1/0, Mariani 1/0, Ringer 1/1

RUSHING	No	Yds	Avg	Lg	TD
C. Johnson	262	1047	4.0	48t	4
Ringer	59	185	3.1	25	1
Locker	8	56	7.0	17	1
Hasselbeck	20	52	2.6	21	0
Harper	17	44	2.6	12	1

PASSING	Att	Cmp	Pct	Yards	Yds/Att	TD	Int	Lg	Sk/Yds	Rating
Hasselbeck	518	319	61.6	3571	6.89	18	14	80t	19/153	82.4
Locker	66	34	51.5	542	8.21	4	0	54	5/37	99.4
<b>Team</b>	<b>584</b>	<b>353</b>	<b>60.4</b>	<b>4113</b>	<b>7.04</b>	<b>22</b>	<b>14</b>	<b>80t</b>	<b>24/190</b>	<b>84.4</b>
<b>Opponents</b>	<b>591</b>	<b>369</b>	<b>62.4</b>	<b>3809</b>	<b>6.45</b>	<b>21</b>	<b>11</b>	<b>78t</b>	<b>28/180</b>	<b>85.1</b>

Hall	6	24	4.0	12	0
Kern	1	21	21.0	21	0
Washington	2	5	2.5	3t	1
Mariani	1	4	4.0	4	0
<b>Team</b>	<b>376</b>	<b>1438</b>	<b>3.8</b>	<b>48t</b>	<b>8</b>
<b>Opponents</b>	<b>461</b>	<b>2053</b>	<b>4.5</b>	<b>80t</b>	<b>10</b>

RECEIVING	No	Yds	Avg	Lg	TD
Washington	74	1023	13.8	57	7
C. Johnson	57	418	7.3	34	0
Cook	49	759	15.5	80t	3
L. Hawkins	47	470	10.0	32	1
Williams	45	592	13.2	54	5
Ringer	28	187	6.7	18	0
Britt	17	289	17.0	80t	3
Stevens	9	166	18.4	58	1
Hall	9	46	5.1	10	0
Mariani	5	24	4.8	6	0
Harper	4	32	8.0	21	0
Avery	3	45	15.0	23	1
Q. Johnson	3	30	10.0	13	0
D. Graham	2	25	12.5	21	1
Amano	1	7	7.0	7	0
<b>Team</b>	<b>353</b>	<b>4113</b>	<b>11.7</b>	<b>80t</b>	<b>22</b>
<b>Opponents</b>	<b>369</b>	<b>3809</b>	<b>10.3</b>	<b>78t</b>	<b>21</b>

<b>INTERCEPTIONS</b>	<b>No</b>	<b>Yds</b>	<b>Avg</b>	<b>Lg</b>	<b>TD</b>
----------------------	-----------	------------	------------	-----------	-----------

McCourty	2	52	26.0	30	0
Griffin	2	0	0.0	0	0
Babineaux	1	97	97.0	97t	1
Finnegan	1	8	8.0	8	0
Hope	1	7	7.0	7	0
Witherspoon	1	7	7.0	7	0
Ruud	1	4	4.0	4	0
Verner	1	4	4.0	4	0
McCarthy	1	0	0.0	0	0
<b>Team</b>	<b>11</b>	<b>179</b>	<b>16.3</b>	<b>97t</b>	<b>1</b>
<b>Opponents</b>	<b>14</b>	<b>167</b>	<b>11.9</b>	<b>38t</b>	<b>3</b>

PUNTING	No	Yds	Avg	Net	TB	In	Lg	B
Kern	86	3747	43.6	39.4	7	31	64	0
<b>Team</b>	<b>86</b>	<b>3747</b>	<b>43.6</b>	<b>39.4</b>	<b>7</b>	<b>31</b>	<b>64</b>	<b>0</b>
<b>Opponents</b>	<b>83</b>	<b>3628</b>	<b>43.7</b>	<b>36.4</b>	<b>6</b>	<b>22</b>	<b>65</b>	<b>2</b>

PUNT RETURNS	No	FC	Yds	Avg	Lg	TD
Mariani	46	18	490	10.7	79t	1
Campbell	1	0	0	0.0	0	0
<b>Team</b>	<b>47</b>	<b>18</b>	<b>490</b>	<b>10.4</b>	<b>79t</b>	<b>1</b>
<b>Opponents</b>	<b>36</b>	<b>23</b>	<b>221</b>	<b>6.1</b>	<b>30</b>	<b>0</b>

KICKOFF RETURNS	No	Yds	Avg	Lg	TD
Mariani	32	748	23.4	49	0
Campbell	0	84	---	84t	1
<b>Team</b>	<b>32</b>	<b>832</b>	<b>26.0</b>	<b>100t</b>	<b>1</b>
<b>Opponents</b>	<b>30</b>	<b>680</b>	<b>22.7</b>	<b>77</b>	<b>0</b>

FIELD GOALS	1-19	20-29	30-39	40-49	50+
Bironas	0/0	5/5	9/10	9/10	6/7
<b>Team</b>	<b>0/0</b>	<b>5/5</b>	<b>9/10</b>	<b>9/10</b>	<b>6/7</b>
<b>Opponents</b>	<b>2/2</b>	<b>11/11</b>	<b>5/5</b>	<b>7/7</b>	<b>2/3</b>

**Bironas/Titans:** (66N) (34N,25G,43G,39G,33G) (46G) (39G) (29G) (1) (51G,50G) (43G) (38G,36G,49G) (46G) (42N,31G,52G,38G) (48G,27G,44G) (43G) (53G,21G) (51G,51G,35G) (21G,43G,33G)

**OPP:** (48G,21G,45G) (41G,29G) (1) (48G,51G) (19G) (32G,29G) (22G) (36G) (50N,29G) (19G,33G,24G) (43G) (27G) (25G,29G,22G) (47G,40G) (39G) (52G,37G,22G)

**SACKS**  
Klug 7, Ball 4, Jones 3, Casey 2.5, Morgan 2.5, Ayers 2, Witherspoon 2, Hayes 1.5, Finnegan 1, McCourty 1, S. Smith 1, Marks 0.5

**Titans 28, Opponents 24**

**TACKLES (Solo-Assists-Total)**  
Babineaux (81-36-117), McCourty (85-22-107), Griffin (70-26-96), Finnegan (71-24-95), Ayers (66-22-88), McCarthy (61-15-76), Casey (41-33-74), Ruud (51-17-68), Witherspoon (51-11-62), Ball (29-26-55), Verner (29-21-50), Jones (24-24-48), Morgan (23-24-47), S. Smith (20-24-44), Marks (18-26-44), Hope (25-8-33), Klug (18-14-32), Hayes (14-15-29), Sheppard (7-9-16), McRath (11-3-14), Hawkins (9-2-11), A. Smith (4-0-4), Clayton (1-2-3), Shaw (2-0-2), Amato (0-0-0), Bailey (0-0-0), Campbell (0-0-0)

<b>Team Totals: 404-811-1,215</b>
-----------------------------------

USUAL STARTING LINEUP	
<b>OFFENSE</b>	
WR	Nate Washington (85)
LT	Michael Roos (71)
LG	Leroy Harris (64)
C	Eugene Amano (54)
RG	Jake Scott (73)
RT	David Stewart (76)
TE	Craig Stevens (88)
WR	Damian Williams (17)
FB	Ahmad Hall (45)
QB	Matt Hasselbeck (8)
RB	Chris Johnson (28)

<b>DEFENSE</b>	
LE	Derrick Morgan (90)/Dave Ball (98)
LT	Jurrell Casey (99)
RT	Sen'Derrick Marks (94)
RE	Jason Jones (91)
LLB	Akeem Ayers (56)
MLB	Colin McCarthy (52)/Barrett Ruud (55)
RLB	Will Witherspoon (92)
LCB	Jason McCourty (30)
RCB	Cortland Finnegan (31)
SS	Jordan Babineaux (26)
FS	Michael Griffin (33)

<b>SPECIALISTS</b>	
K	Rob Bironas (2)
P	Brett Kern (6)
KR/PR	Marc Mariani (83)

**Pro Bowl**  
All-Pro

**GM:** Mike Reinfeldt; **Head Coach:** Mike Munchak  
**Asst. Coaches:** Jerry Gray (def. coord.), Chris Palmer (off. coord.), Steve Watterson (asst. head coach/strength & cond.), Frank Bush (LB), Curtis Fuller (asst. secondary) Dowell Loggains (QB/passing game), Charles London (off. asst./qual. ct.), Alan Lowry (ST), Bruce Matthews (OL), Dave McGinnis (senior asst.), Chet Parlavocchio (ST asst.), Dave Ragone (WR), Marcus Robertson (secondary), Tracy Rocker (DL), Jim Skipper (RB), Arthur Smith (def. asst./qual. ct.), Art Valero (asst. OL), John Zernheit (TE)

### AMERICAN FOOTBALL CONFERENCE STANDINGS

AFC EAST	W	L	T	Pct
New England	13	3	0	.813
New York Jets	8	8	0	.500
Miami	6	10	0	.375
Buffalo	6	10	0	.375
AFC NORTH	W	L	T	

# 2010 SEASON (6-10 REGULAR SEASON, 0-0 PLAYOFFS) • 4TH PLACE AFC SOUTH

DATE	OPPONENT	SCORE	W/L	ATT
Sep. 12	OAKLAND	38-13	W	69,143
Sep. 19	PITTSBURGH	11-19	L	69,143
Sep. 26	at New York Giants	29-10	W	79,386
Oct. 3	DENVER	20-26	L	69,143
Oct. 10	at Dallas	34-27	W	90,616
Oct. 18	at Jacksonville	30-3	W	63,625
Oct. 24	PHILADELPHIA	37-19	W	69,143
Oct. 31	at San Diego	25-33	L	59,260
Nov. 7	BYE			
Nov. 14	at Miami	17-29	L	65,585
Nov. 21	WASHINGTON	16-19*	L	69,143
Nov. 28	at Houston	0-20	L	70,855
Dec. 5	JACKSONVILLE	6-17	L	69,143
Dec. 9	INDIANAPOLIS	28-30	L	69,143
Dec. 19	HOUSTON	31-17	W	69,143
Dec. 26	at Kansas City	14-34	L	65,606
Jan. 2	at Indianapolis	20-23	L	67,188

	TITANS	OPP
<b>Total First Downs</b>	<b>252</b>	<b>356</b>
Rushing	73	107
Passing	155	214
Penalty	24	35
3rd Down: Made/Att	71/204	104/242
3rd Down Pct.	34.8	43.0
4th Down: Made/Att	8/14	9/22
4th Down Pct.	57.1	40.9
<b>Possession Avg.</b>	<b>25:54</b>	<b>34:06</b>
<b>Total Net Yards</b>	<b>4834</b>	<b>5883</b>
Avg. Per Game	302.1	367.7
Total Plays	907	1139
Avg. Per Play	5.3	5.2
<b>Net Yards Rushing</b>	<b>1727</b>	<b>1851</b>
Avg. Per Game	107.9	115.7
Total Rushes	406	474
<b>Net Yards Passing</b>	<b>3107</b>	<b>4032</b>
Avg. Per Game	194.2	252.0
Sacked/Yards Lost	27/171	40/272
Gross Yards	3278	4304
Att./Completions	474/273	625/410
Completion Pct.	57.6	65.6
Had Intercepted	15	17
<b>Punts/Average</b>	<b>77/42.9</b>	<b>61/42.9</b>
<b>Net Punting Avg.</b>	<b>77/39.1</b>	<b>61/34.6</b>
<b>Penalties/Yards</b>	<b>128/1040</b>	<b>114/1039</b>
<b>Fumbles/Ball Lost</b>	<b>22/14</b>	<b>25/8</b>
<b>Touchdowns</b>	<b>40</b>	<b>32</b>
Rushing	13	7
Passing	24	23
Returns	3	2

BY PERIODS	1	2	3	4	OT	PTS
<b>Team</b>	<b>79</b>	<b>92</b>	<b>83</b>	<b>102</b>	<b>0</b>	<b>356</b>
<b>Opponents</b>	<b>65</b>	<b>130</b>	<b>65</b>	<b>76</b>	<b>3</b>	<b>339</b>

SCORING	TD	RU	PA	RT	PAT	FG	S	TP
Bironas	0	0	0	0	38/38	24/26	0	110
C. Johnson	12	11	1	0	0	0	0	72
Britt	9	0	9	0	0	0	0	56
Washington	6	0	6	0	0	0	0	36
Moss LG	5	0	5	0	0	0	0	30
Scaife	4	0	4	0	0	0	0	24
Mariani	2	0	0	2	0	0	0	12
Ringer	2	2	0	0	0	0	0	12
Stevens	2	0	2	0	0	0	0	12
Cook	1	0	1	0	0	0	0	6
Finnegan	1	0	0	1	0	0	0	6
Gage	1	0	1	0	0	0	0	6
Schommer	0	0	0	0	0	0	1	2
<b>Team</b>	<b>40</b>	<b>13</b>	<b>24</b>	<b>3</b>	<b>38/38</b>	<b>24/26</b>	<b>2</b>	<b>356</b>
<b>Opponents</b>	<b>32</b>	<b>7</b>	<b>23</b>	<b>2</b>	<b>30/30</b>	<b>39/48</b>	<b>0</b>	<b>339</b>

2-Pt Conversions: Britt, Titans 1-2, Opponents 0-2

FUM/Lost: Young 6/4, K. Collins 5/3, C. Johnson 3/2, Mariani 3/2, Scaife 2/1, Amano 1/0, Amato 1/1, Britt 1/1

RUSHING	No	Yds	Avg	Lg	TD
C. Johnson	316	1364	4.3	76t	11
Ringer	51	239	4.7	54	2
Young	25	125	5.0	20	0
Williams	1	5	5.0	5	0
K. Collins	10	1	0.1	4	0
Hall	1	1	1.0	1	0
Kern	1	0	0.0	0	0
Washington	1	-8	-8.0	-8	0
<b>Team</b>	<b>406</b>	<b>1727</b>	<b>4.3</b>	<b>76t</b>	<b>13</b>
<b>Opponents</b>	<b>474</b>	<b>1851</b>	<b>3.9</b>	<b>37</b>	<b>7</b>

PASSING	Att	Cmp	Pct	Yards	Yds/Att	TD	Int	Lg	Sk/Yds	Rating
K. Collins	278	160	57.6	1823	6.56	14	8	80t	13/91	82.2
Young	156	93	59.6	1255	8.04	10	3	71t	13/80	98.6
Smith	40	20	50.0	200	5.00	0	4	52	1/0	25.0
<b>Team</b>	<b>474</b>	<b>273</b>	<b>57.6</b>	<b>3278</b>	<b>6.92</b>	<b>24</b>	<b>15</b>	<b>80t</b>	<b>27/171</b>	<b>82.6</b>
<b>Opponents</b>	<b>625</b>	<b>410</b>	<b>65.6</b>	<b>4304</b>	<b>6.89</b>	<b>23</b>	<b>17</b>	<b>75t</b>	<b>40/272</b>	<b>86.4</b>

RECEIVING	No	Yds	Avg	Lg	TD
C. Johnson	44	245	5.6	25	1
Britt	42	775	18.5	80t	9
Washington	42	687	16.4	71t	6
Scaife	36	318	8.8	30	4
Cook	29	361	12.4	36	1
Moss LG	28	393	14.0	37t	5
Moss TM	6	80	13.3	26	0
Gage	20	266	13.3	30	1
Williams	16	219	13.7	39	0
Hall	15	100	6.7	19	0
Stevens	11	122	11.1	28	2
Ringer	7	44	6.3	9	0
L. Hawkins	5	61	12.2	24	0
<b>Team</b>	<b>273</b>	<b>3278</b>	<b>12.0</b>	<b>80t</b>	<b>24</b>
<b>Opponents</b>	<b>410</b>	<b>4304</b>	<b>10.5</b>	<b>75t</b>	<b>23</b>

INTERCEPTIONS	No	Yds	Avg	Lg	TD
Griffin	4	50	12.5	28	0
Verner	3	41	13.7	19	0
Finnegan	2	41	20.5	41t	1
McCourty	2	11	5.5	11	0
Witherspoon	2	11	5.5	9	0
Hope	1	32	32.0	32	0
Tulloch	1	18	18.0	18	0
Fuller	1	0	0.0	0	0
Marks	1	-6	-6.0	-6	0
<b>Team</b>	<b>17</b>	<b>198</b>	<b>11.6</b>	<b>41t</b>	<b>1</b>
<b>Opponents</b>	<b>15</b>	<b>120</b>	<b>8.0</b>	<b>54t</b>	<b>1</b>

PUNTING	No	Yds	Avg	Net	TB	In	Lg	B
Kern	77	3302	42.9	39.1	4	24	68	0
<b>Team</b>	<b>77</b>	<b>3302</b>	<b>42.9</b>	<b>39.1</b>	<b>4</b>	<b>24</b>	<b>68</b>	<b>0</b>
<b>Opponents</b>	<b>61</b>	<b>2618</b>	<b>42.9</b>	<b>34.6</b>	<b>9</b>	<b>15</b>	<b>68</b>	<b>1</b>

PUNT RETURNS	No	FC	Yds	Avg	Lg	TD
Mariani	27	17	329	12.2	87t	1
<b>Team</b>	<b>27</b>	<b>17</b>	<b>329</b>	<b>12.2</b>	<b>87t</b>	<b>1</b>
<b>Opponents</b>	<b>35</b>	<b>16</b>	<b>214</b>	<b>6.1</b>	<b>29</b>	<b>0</b>

KICKOFF RETURNS	No	Yds	Avg	Lg	TD
Mariani	60	1530	25.5	98t	1
Hall	2	21	10.5	15	0
Cook	1	3	3.0	3	0
Gage	1	2	2.0	2	0
<b>Team</b>	<b>64</b>	<b>1556</b>	<b>24.3</b>	<b>98t</b>	<b>1</b>
<b>Opponents</b>	<b>56</b>	<b>1389</b>	<b>24.8</b>	<b>97t</b>	<b>1</b>

FIELD GOALS	1-19	20-29	30-39	40-49	50+
Bironas	0/0	6/6	8/9	8/8	2/3
<b>Team</b>	<b>0/0</b>	<b>6/6</b>	<b>8/9</b>	<b>8/8</b>	<b>2/3</b>
<b>Opponents</b>	<b>1/1</b>	<b>10/10</b>	<b>15/15</b>	<b>11/17</b>	<b>2/5</b>

**Bironas/Titans:** (43G) (21G) (48G,22G) (35N,55G,46G) (52G, 40G) (26G,33G,36G)(41G,38G,33G) (21G) (40G) (25G, 32G,40G) ( ) (37G,30G) ( ) (30G) ( ) (26G,42G,61N) **OPP:** (34G,30G,53N) (36G,34G,25G,27G) (53N,50G,44N) (36G,36G,35G,36G)(51G,44N,26G) (33G) (25G,46G,46G,28G) (34G,36G) (23G,26G,42G)(19G,51N,40G,42G,47N,48G) (35G,33G) (26G,49B,48N) (21G,28G,47G) (37G) (35G,47N,42G) (48G,44G,43G)

**SACKS**  
Babin 12.5, Ball 7, T. Brown 3.5, Jones 3.5, Ford 3, Witherspoon 3, Hayes 1.5, McRath 1.5, Morgan 1.5, Finnegan 1, Hope 1, Tulloch 1  
**Titans 40, Opponents 27**

**TACKLES (Solo-Assists-Total)**  
Tulloch (121-48-169), Griffin (99-54-153), Hope (85-48-133), Verner (76-27-103), Finnegan (76-24-100), Witherspoon (65-34-99), Babin (56-37-93), Ford (38-29-67), Jones (36-25-61), McRath (45-15-60), Ball (32-27-59), Haye (30-22-52), Marks (27-23-50), Hayes (27-22-49), McCourty (36-9-45), Brown (18-17-35), Fuller (22-10-32), Douglas (14-16-30), Shaw (7-4-11), Morgan (6-4-10), Sheppard (4-5-9), Winborn (4-4-8), Gordon (2-2-4), Mouton (3-0-3), Allred (2-1-3)  
**Team Totals: 931-507-1,438**

### USUAL STARTING LINEUP

**OFFENSE**  
WR Nate Washington (85)  
LT Michael Roos (71)  
LG Leroy Harris (64)  
C Eugene Amano (54)  
RG Jake Scott (73)  
RT David Stewart (76)  
TE Craig Stevens (88)/Bo Scaife (80)  
WR Justin Gage (12)/Kenny Britt (18)  
FB Ahmard Hall (45)  
QB Vince Young (10)/Kerry Collins (5)  
**RB Chris Johnson (28)**

**DEFENSE**  
**LE Jason Babin (93)**  
LT Jason Jones (91)  
RT Tony Brown (97)  
RE Dave Ball (98)  
LLB Gerald McRath (51)  
MLB Stephen Tulloch (55)  
RLB Will Witherspoon (92)  
LCB Alterraun Verner (20)  
RCB Cortland Finnegan (31)  
SS Chris Hope (24)  
**FS Michael Griffin (33)**

**SPECIALISTS**  
K Rob Bironas (2)  
P Brett Kern (6)  
PR/PR Marc Mariani (83)

**Pro Bowl**  
All-Pro

**GM:** Mike Reinfeldt; **Head Coach:** Jeff Fisher  
**Asst. Coaches:** Mike Heimerdinger (off. coord.), Chuck Cecil (def. coord.), Craig Johnson (asst. head coach/RB), Dave McGinnis (asst. head coach/LB), Steve Watterson (asst. head coach/strength & conditioning), Marty Galbraith (ST asst.), Fred Graves (WR), Tim Hauck (asst. secondary), Dowell Loggains (QB/passing game), Alan Lowry (ST), Mike Munchak (OL), Marcus Robertson (secondary), Rayna Stewart (def. asst./qual. ctl.), Jim Washburn (DL), Richie Wessman (qual. control/off.), John Zernhelt (TE)

### AMERICAN FOOTBALL CONFERENCE STANDINGS

AFC EAST	W	L	T	Pct
New England	14	2	0	.875
* New York Jets	11	5	0	.688
Miami	7	9	0	.438
Buffalo	4	12	0	.250
AFC NORTH	W	L	T	Pct
Pittsburgh	12	4	0	.750
* Baltimore	12	4	0	.750
Cleveland	5	11	0	.313
Cincinnati	4	12	0	.250
AFC SOUTH	W	L	T	Pct
Indianapolis	10	6	0	.625
Jacksonville	8	8	0	.500
Houston	6	10	0	.375
<b>Tennessee</b>	<b>6</b>	<b>10</b>	<b>0</b>	<b>.375</b>
AFC WEST	W	L	T	Pct
Kansas City	10	6	0	.625
San Diego	9	7	0	.563
Oakland	8	8	0	.500
Denver	4	12	0	.250

### NATIONAL FOOTBALL CONFERENCE STANDINGS

NFC EAST	W	L	T	Pct
Philadelphia	10	6	0	.625
New York Giants	10	6	0	.625
Dallas	6	10	0	.375
Washington	6	10	0	.375
NFC NORTH	W	L	T	Pct
Chicago	11	5	0	.688
* Green Bay	10	6	0	.625
Detroit	6	10	0	.375
Minnesota	6	10	0	.375
NFC SOUTH	W	L	T	Pct
Atlanta	13	3	0	.813
* New Orleans	11	5	0	.688
Tampa Bay	10	6	0	.625
Carolina	2	14	0	.125
NFC WEST	W	L	T	Pct
Seattle	7	9	0	.438
St. Louis	7	9	0	.438
San Francisco	6	10	0	.375
Arizona	5	11	0	.313

\* Wild Card for Playoffs

## 2009 SEASON (8-8 REGULAR SEASON, 0-0 PLAYOFFS) • 3RD PLACE AFC SOUTH

DATE	OPPONENT	SCORE	W/L	ATT
Sep. 10	at Pittsburgh	10-13*	L	65,110
Sep. 20	HOUSTON	31-34	L	69,143
Sep. 27	at NY Jets	17-24	L	75,863
Oct. 4	at Jacksonville	17-37	L	49,014
Oct. 11	INDIANAPOLIS	9-31	L	69,143
Oct. 18	at New England	0-59	L	68,756
Oct. 25	BYE			
Nov. 1	JACKSONVILLE	30-13	W	69,143
Nov. 8	at San Francisco	34-27	W	69,732
Nov. 15	BUFFALO	41-17	W	69,143
Nov. 23	at Houston	20-17	W	71,153
Nov. 29	ARIZONA	20-17	W	69,143
Dec. 6	at Indianapolis	17-27	L	66,321
Dec. 13	ST. LOUIS	47-7	W	69,143
Dec. 20	MIAMI	27-24*	W	69,143
Dec. 25	SAN DIEGO	17-42	L	69,143
Jan. 3	at Seattle	17-13	W	67,002

	TITANS	OPP
<b>Total First Downs</b>	<b>288</b>	<b>323</b>
Rushing	115	89
Passing	154	210
Penalty	19	24
3rd Down: Made/Att	89/214	89/218
3rd Down Pct.	41.6	40.8
4th Down: Made/Att	12/22	12/17
4th Down Pct.	54.5	70.6
<b>Possession Avg.</b>	<b>28:27</b>	<b>31:33</b>
<b>Total Net Yards</b>	<b>5623</b>	<b>5850</b>
Avg. Per Game	351.4	365.6
Total Plays	990	1038
Avg. Per Play	5.7	5.6
<b>Net Yards Rushing</b>	<b>2592</b>	<b>1711</b>
Avg. Per Game	162.0	106.9
Total Rushes	499	402
<b>Net Yards Passing</b>	<b>3031</b>	<b>4139</b>
Avg. Per Game	189.4	258.7
Sacked/Yards Lost	15/73	32/224
Gross Yards	3104	4363
Att./Completions	476/271	604/404
Completion Pct.	56.9	66.9
Had Intercepted	15	20
<b>Punts/Average</b>	<b>69/43.4</b>	<b>76/44.3</b>
<b>Net Punting Avg.</b>	<b>69/38.7</b>	<b>76/39.5</b>
<b>Penalties/Yards</b>	<b>98/821</b>	<b>94/724</b>
<b>Fumbles/Ball Lost</b>	<b>27/16</b>	<b>20/7</b>
<b>Touchdowns</b>	<b>39</b>	<b>48</b>
Rushing	19	16
Passing	16	31
Returns	4	1

BY PERIODS	1	2	3	4	OT	PTS
<b>Titans</b>	<b>77</b>	<b>103</b>	<b>67</b>	<b>104</b>	<b>3</b>	<b>354</b>
<b>Opponents</b>	<b>82</b>	<b>169</b>	<b>77</b>	<b>71</b>	<b>3</b>	<b>402</b>

SCORING	TD	RU	PA	RT	PAT	FG	S	TP
Bironas	0	0	0	0	37/37	27/32	0	118
Johnson	16	14	2	0	0	0	0	98
Washington	6	0	6	0	0	0	0	36
Britt	3	0	3	0	0	0	0	18
Gage	3	0	3	0	0	0	0	18
Fuller	2	0	0	2	0	0	0	12
White	2	2	0	0	0	0	0	12
Young	2	2	0	0	0	0	0	12
Collins	1	1	0	0	0	0	0	6
Crumpler	1	0	1	0	0	0	0	6
Finnegan	1	0	0	1	0	0	0	6
Hood	1	0	0	1	0	0	0	6
Scaife	1	0	1	0	0	0	0	6
<b>Titans</b>	<b>39</b>	<b>19</b>	<b>16</b>	<b>4</b>	<b>37/37</b>	<b>27/32</b>	<b>0</b>	<b>354</b>
<b>Opp.</b>	<b>48</b>	<b>16</b>	<b>31</b>	<b>1</b>	<b>46/47</b>	<b>22/27</b>	<b>0</b>	<b>402</b>

2-Pt Conversions: Johnson, Titans 1-2, Opponents 1-1

FUM/Lost: Young 8/2, Mouton 4/2, Collins 3/2, Johnson 3/3, Hall 2/2, Britt 1/1, Crumpler 1/1, Finnegan 1/0, Pearman 1/1, Scaife 1/1, Washington 1/0, White 1/1

RUSHING	No	Yds	Avg	Lg	TD
Johnson	358	2006	5.6	91t	14
Young	55	281	5.1	44	2
White	64	222	3.5	11	2
Ringer	8	48	6.0	32	0
Collins	11	15	1.4	10t	1
Washington	2	15	7.5	14	0
Hall	1	5	5.0	5	0
<b>Team</b>	<b>499</b>	<b>2592</b>	<b>5.2</b>	<b>91t</b>	<b>19</b>
<b>Opponents</b>	<b>402</b>	<b>1711</b>	<b>4.3</b>	<b>80t</b>	<b>16</b>

PASSING	Att	Cmp	Pct	Yards	Yds/Att	TD	Int	Lg	Sk/Yds	Rating
Young	259	152	58.7	1879	7.25	10	7	66t	9/36	82.8
Collins	216	119	55.1	1225	5.67	6	8	69t	6/37	65.5
Johnson	1	0	0.0	0	0.00	0	0	---	0/0	39.6
<b>Team</b>	<b>476</b>	<b>271</b>	<b>56.9</b>	<b>3104</b>	<b>6.52</b>	<b>16</b>	<b>15</b>	<b>69t</b>	<b>15/73</b>	<b>74.8</b>
<b>Opponents</b>	<b>604</b>	<b>404</b>	<b>66.9</b>	<b>4363</b>	<b>7.22</b>	<b>31</b>	<b>20</b>	<b>72t</b>	<b>32/224</b>	<b>91.2</b>

RECEIVING	No	Yds	Avg	Lg	TD
Johnson	50	503	10.1	69t	2
Washington	47	569	12.1	35	6
Scaife	45	440	9.8	27	1
Britt	42	701	16.7	57	3
Gage	28	383	13.7	49	3
Crumpler	27	222	8.2	27	1
Hall	12	79	6.6	15	0
Cook	9	74	8.2	17	0
Hawkins	7	110	15.7	32	0
White	3	14	4.7	7	0
M. Jones	1	9	9.0	9	0
<b>Team</b>	<b>271</b>	<b>3104</b>	<b>11.5</b>	<b>69t</b>	<b>16</b>
<b>Opponents</b>	<b>404</b>	<b>4363</b>	<b>10.8</b>	<b>72t</b>	<b>31</b>

INTERCEPTIONS	No	Yds	Avg	Lg	TD
Finnegan	5	194	38.8	80	1
Hood	3	91	30.3	43	1
Fuller	3	71	23.7	45t	2
Bulluck	3	45	15.0	23	0
Hope	3	24	8.0	24	0
Harper	1	4	4.0	4	0
Griffin	1	3	3.0	3	0
McRath	1	1	1.0	1	0
<b>Team</b>	<b>20</b>	<b>433</b>	<b>21.7</b>	<b>80</b>	<b>4</b>
<b>Opponents</b>	<b>15</b>	<b>121</b>	<b>8.1</b>	<b>26</b>	<b>0</b>

PUNTING	No	Yds	Avg	Net	TB	In	Lg	B
Kern LG	64	2910	45.5	38.5	10	27	67	0
Kern TM	37	1665	45.0	41.4	4	18	67	0
Hodges TM	22	868	39.5	31.8	2	1	50	0
Hentrich	9	422	46.9	44.1	0	3	60	0
Bironas	1	40	40.0	40.0	0	0	40	0
<b>Team</b>	<b>69</b>	<b>2995</b>	<b>43.4</b>	<b>38.7</b>	<b>6</b>	<b>22</b>	<b>67</b>	<b>0</b>
<b>Opponents</b>	<b>76</b>	<b>3364</b>	<b>44.3</b>	<b>39.5</b>	<b>7</b>	<b>32</b>	<b>64</b>	<b>0</b>

PUNT RETURNS	No	FC	Yds	Avg	Lg	TD
Pearman	11	8	112	10.2	18	0
Kaesviharn	9	8	34	3.8	10	0
Mouton	6	3	37	6.2	15	0
Finnegan	4	1	14	3.5	11	0
M. Jones	3	2	23	7.7	15	0
<b>Team</b>	<b>33</b>	<b>22</b>	<b>220</b>	<b>6.7</b>	<b>18</b>	<b>0</b>
<b>Opponents</b>	<b>29</b>	<b>17</b>	<b>208</b>	<b>7.2</b>	<b>37</b>	<b>0</b>

KICKOFF RETURNS	No	Yds	Avg	Lg	TD
Britt	24	523	21.8	56	0
M. Jones	13	264	20.3	27	0
Ringer	9	181	20.1	25	0
Pearman	8	174	21.8	27	0
Griffin	6	143	23.8	31	0
Crumpler	3	20	6.7	15	0
McCourty	3	72	24.0	27	0
Hall	1	12	12.0	12	0
Mouton	1	14	14.0	14	0
Stevens	1	14	14.0	14	0
<b>Team</b>	<b>69</b>	<b>1417</b>	<b>20.5</b>	<b>56</b>	<b>0</b>
<b>Opponents</b>	<b>71</b>	<b>1714</b>	<b>24.1</b>	<b>99t</b>	<b>1</b>

FIELD GOALS	1-19	20-29	30-39	40-49	50+
Bironas	0/0	8/8	4/6	10/12	5/6
<b>Team</b>	<b>0/0</b>	<b>8/8</b>	<b>4/6</b>	<b>10/12</b>	<b>5/6</b>
<b>Opponents</b>	<b>0/0</b>	<b>9/9</b>	<b>8/9</b>	<b>4/6</b>	<b>1/3</b>

Bironas/Titans: (37N,31B,45G) (40G) (38G) (29G) (49G,43G,46G) (1) (48G,25G,45G) (21G,28G) (38G,60N,51G) (50G,49N,53G) (52G,24G) (20G) (27G,34G,36G,50G) (24G,46G) (46G) (47N,47G)  
 Opponents: (32G,33G) (38G,23G) (30G) (22G,50G,55N,33G) (23G) (39N,33G) (1) (40G,25G) (25G) (49N,26G,49N) (41G) (43G,52N,36G) (1) (23G,28G,45G) (1) (35G,20G)

**SACKS**  
 Ford 5.5, T. Brown 5, Hayes 4, J. Jones 4, Vanden Bosch 3, Hope 2, Tulloch 2, Fuller 1, Griffin 1, Kearse 1, Marks 1, Thornton 1, (group) 1, Haye 0.5  
**Titans 32, Opponents 15**

**TACKLES (Solo-Assists-Total)**  
 Tulloch (95-37-132), Bulluck (83-35-118), Griffin (62-46-108), Hope (70-25-95), Vanden Bosch (41-45-86), W. Hayes (51-31-82), Harper (69-8-77), Finnegan (57-19-76), Brown (36-25-61), Thornton (46-14-60), J. Haye (29-26-55), Vickerson (24-25-49), Ball (19-19-38), Ford (22-16-38), McRath (25-13-38), Fuller (25-8-33), McCourty (20-10-30), Marks (9-14-23), J. Jones (15-6-21), Hood (14-4-18), Mouton (9-8-17), Allred (6-9-15), Kaesviharn (10-3-13), Kearse (5-6-11), C. Williams (5-2-7), Amato (0-0-0), Keglra (0-0-0), Nickey (0-0-0)  
**Team Totals: 847-454-1,301**

### USUAL STARTING LINEUP

**OFFENSE**

WR Nate Washington (85)  
 LT Michael Roos (71)  
 LG Eugene Amano (54)  
**C Kevin Mawae (68)**  
 RG Jake Scott (73)  
 RT David Stewart (76)  
 TE Bo Scaife (80)/Alge Crumpler (83)  
 WR Justin Gage (12)  
 FB Ahmad Hall (45)  
**QB Vince Young (10)**  
**RB Chris Johnson (28)**

**DEFENSE**

LE William Hayes (95)  
 LT Jovan Haye (75)  
 RT Tony Brown (97)  
**RE Kyle Vanden Bosch (93)**  
 LLB David Thornton (50)  
 MLB Stephen Tulloch (55)  
 RLB Keith Bulluck (53)  
 LCB Nick Harper (20)  
 RCB Cortland Finnegan (31)  
 SS Chris Hope (24)  
 FS Michael Griffin (33)

### SPECIALISTS

K Rob Bironas (2)  
 P Brett Kern (6)

### Pro Bowl

All-Pro

**GM:** Mike Reinfeldt; **Head Coach:** Jeff Fisher  
**Asst. Coaches:** Mike Heimerdinger (off. coord.), Chuck Cecil (def. coord.), Dave McGinnis (asst. head coach/LB), Steve Watterson (asst. head coach/strength & conditioning), Earnest Byner (RB), Marty Galbraith (ST asst.), Fred Graves (WR), Tim Hauck (asst. secondary), Craig Johnson (QB), Dowell Loggains (off. qual. ctl.), Alan Lowry (ST), Mike Munchak (OL), Marcus Robertson (secondary), Rayna Stewart (def. asst./qual. ctl.), Jim Washburn (DL), Richie Wessman (off. asst.), John Zernelt (TE)

### AMERICAN FOOTBALL CONFERENCE STANDINGS

AFC EAST	W	L	T	Pct
New England	10	6	0	.625
* N.Y. Jets	9	7	0	.563
Miami	7	9	0	.438
Buffalo	6	10	0	.375
AFC NORTH	W	L	T	Pct
Cincinnati	10	6	0	.625
* Baltimore	9	7	0	.563
Pittsburgh	9	7	0	.563
Cleveland	5	11	0	.313
AFC SOUTH	W	L	T	Pct
Indianapolis	14	2	0	.875
Houston	9	7	0	.563
<b>Tennessee</b>	<b>8</b>	<b>8</b>	<b>0</b>	<b>.500</b>
Jacksonville	7	9	0	.438
AFC WEST	W	L	T	Pct
San Diego	13	3	0	.813
Denver	8	8	0	.500
Oak				



# 2008 SEASON (13-3 REGULAR SEASON, 0-1 PLAYOFFS) • 1ST PLACE AFC SOUTH

DATE	OPPONENT	SCORE	W/L	ATT
Sep. 7	JACKSONVILLE	17-10	W	69,143
Sep. 14	at Cincinnati	24-7	W	65,540
Sep. 21	HOUSTON	31-12	W	69,143
Sep. 28	MINNESOTA	30-17	W	69,143
Oct. 5	at Baltimore	13-10	W	71,131
Oct. 12	BYE			
Oct. 19	at Kansas City	34-10	W	74,200
Oct. 27	INDIANAPOLIS	31-21	W	69,143
Nov. 2	GREEN BAY	19-16*	W	69,143
Nov. 9	at Chicago	21-14	W	62,124
Nov. 16	at Jacksonville	24-14	W	65,258
Nov. 23	NY JETS	13-34	L	69,143
Nov. 27	at Detroit	47-10	W	60,112
Dec. 7	CLEVELAND	28-9	W	69,143
Dec. 14	at Houston	12-13	L	70,831
Dec. 21	PITTSBURGH	31-14	W	69,143
Dec. 28	at Indianapolis	0-23	L	66,721
Jan. 10	BALTIMORE	10-13	L	69,143

\* Overtime

	TITANS	OPP
<b>Total First Downs</b>	<b>268</b>	<b>276</b>
Rushing	108	81
Passing	143	166
Penalty	17	29
3rd Down: Made/Att	78/216	79/226
3rd Down Pct.	36.1	35.0
4th Down: Made/Att	5/11	8/18
4th Down Pct.	45.5	44.4
<b>Possession Avg.</b>	<b>29:09</b>	<b>30:51</b>
<b>Total Net Yards</b>	<b>5018</b>	<b>4698</b>
Avg. Per Game	313.6	293.6
Total Plays	973	1022
Avg. Per Play	5.2	4.6
<b>Net Yards Rushing</b>	<b>2199</b>	<b>1502</b>
Avg. Per Game	137.4	93.9
Total Rushes	508	403
Avg. Per Play	4.3	3.7
<b>Net Yards Passing</b>	<b>2819</b>	<b>3196</b>
Avg. Per Game	176.2	199.8
Sacked/Yards Lost	12/83	44/262
Gross Yards	2902	3458
Att./Comp.	453/265	575/342
Completion Pct.	58.5	59.5
Had Intercepted	9	20
<b>Punts/Average</b>	<b>87/42.8</b>	<b>87/42.3</b>
<b>Net Punting Avg.</b>	<b>36.5</b>	<b>36.2</b>
<b>Penalties/Yards</b>	<b>108/855</b>	<b>93/750</b>
<b>Fumbles/Ball Lost</b>	<b>18/8</b>	<b>28/11</b>
<b>Touchdowns</b>	<b>41</b>	<b>25</b>
Rushing	24	12
Passing	13	12
Returns	4	1

BY PERIODS	1	2	3	4	OT	PTS
<b>Titans</b>	<b>63</b>	<b>119</b>	<b>67</b>	<b>123</b>	<b>3</b>	<b>375</b>
<b>Opponents</b>	<b>49</b>	<b>87</b>	<b>34</b>	<b>64</b>	<b>0</b>	<b>234</b>

SCORING	TD	RU	PA	RT	PAT	FG	S	TP
Bironas	0	0	0	0	40/40	29/33	0	127
White	15	15	0	0	0/0	0/0	0	90
Johnson	10	9	1	0	0/0	0/0	0	60
Gage	6	0	0	0	0/0	0/0	0	36
Hall	2	0	2	0	0/0	0/0	0	14
Scaife	2	0	2	0	0/0	0/0	0	12
Griffin	1	0	2	1	0/0	0/0	0	6
Ball	1	0	0	1	0/0	0/0	0	6
Jones	1	0	1	0	0/0	0/0	0	6
Finnegan	1	0	0	1	0/0	0/0	0	6
Bulluck	1	0	0	1	0/0	0/0	0	6
Crumpler	1	0	1	0	0/0	0/0	0	6
<b>Titans</b>	<b>41</b>	<b>24</b>	<b>13</b>	<b>4</b>	<b>40/40</b>	<b>29/33</b>	<b>0</b>	<b>375</b>
<b>Opponents</b>	<b>25</b>	<b>12</b>	<b>12</b>	<b>1</b>	<b>24/24</b>	<b>20/30</b>	<b>0</b>	<b>234</b>

2-point conversions: Hall, Titans 1-1, Opponents 0-1

**FUM/LOST:** Collins 5/1, Carr 2/0, McCareins 2/2, Young 2/0, Crumpler 1/0, Hall 1/1, Henrich 1/1, C. Johnson 1/1, Mawae 1/1, Scaife 1/0, White 1/1

RUSHING	No	Yds	Avg	Lg	TD
Johnson	251	1228	4.9	66t	9
White	200	773	3.9	80t	15
Ganther	9	61	6.8	22	0
Collins	25	49	2.0	17	0
Jones	2	35	17.5	28	0
Young	8	27	3.4	8	0
Hall	8	21	2.6	6	0
McCareins	2	8	4.0	4	0

PASSING	Att	Cmp	Pct	Yards	Yds/Att	TD	Int	Lg	Sk/Yds	Rating
K.Collins	415	242	58.3	2676	6.4	12	7	56t	8/60	80.2
V.Young	36	22	61.1	219	6.1	1	2	54	3/13	64.5
C.Simms	2	1	50.0	7	3.5	0	0	7	1/10	78.8
<b>Titans</b>	<b>453</b>	<b>265</b>	<b>58.5</b>	<b>2902</b>	<b>6.4</b>	<b>13</b>	<b>9</b>	<b>56t</b>	<b>12/83</b>	<b>78.8</b>
<b>Opponents</b>	<b>575</b>	<b>342</b>	<b>59.5</b>	<b>3458</b>	<b>6.0</b>	<b>12</b>	<b>20</b>	<b>65</b>	<b>44/262</b>	<b>69.2</b>

Henry	1	3	3.0	3	0
Henrich	2	-6	-3.0	0	0
<b>Titans</b>	<b>508</b>	<b>2199</b>	<b>4.3</b>	<b>80t</b>	<b>24</b>
<b>Opponents</b>	<b>403</b>	<b>1502</b>	<b>3.7</b>	<b>61t</b>	<b>12</b>

RECEIVING	No	Yds	Avg	Lg	TD
Scaife	58	561	9.7	44	2
Johnson	43	260	6.0	25	1
Jones	41	449	11.0	40	1
Gage	34	651	19.1	56t	6
McCareins	30	412	13.7	37	0
Crumpler	24	257	10.7	28	1
Hall	13	138	10.6	54	2
Hawkins	7	68	9.7	19	0
Ganther	6	43	7.2	15	0
White	5	16	3.2	7	0
Davis	2	31	15.5	21	0
Stevens	1	9	9.0	9	0
Williams	1	7	7.0	7	0
<b>Titans</b>	<b>265</b>	<b>2902</b>	<b>11.0</b>	<b>56t</b>	<b>13</b>
<b>Opponents</b>	<b>342</b>	<b>3458</b>	<b>10.1</b>	<b>65</b>	<b>12</b>

INTERCEPTIONS	No	Yds	Avg	Lg	TD
Griffin	7	172	24.6	83t	1
Finnegan	5	100	20.0	99t	1
Hope	4	53	13.3	39	0
Harper	2	11	5.5	15.0	0
Ball	1	15	15.0	15t	1
Carr	1	0	0.0	0	0
<b>Titans</b>	<b>20</b>	<b>351</b>	<b>17.6</b>	<b>99t</b>	<b>3</b>
<b>Opponents</b>	<b>9</b>	<b>88</b>	<b>9.8</b>	<b>33</b>	<b>0</b>

PUNTING	No	Yds	Avg	Net	TB	In	Lg	B
Henrich	87	3725	42.8	36.5	13	27	75	0
<b>Titans</b>	<b>87</b>	<b>3725</b>	<b>42.8</b>	<b>36.5</b>	<b>13</b>	<b>27</b>	<b>75</b>	<b>0</b>
<b>Opponents</b>	<b>87</b>	<b>3676</b>	<b>42.3</b>	<b>36.2</b>	<b>10</b>	<b>28</b>	<b>66</b>	<b>1</b>

PUNT RETURNS	No	FC	Yds	Avg	Lg	TD
Carr	32	20	323	10.1	44	0
Davis	2	1	6	3.0	9	0
<b>Titans</b>	<b>34</b>	<b>21</b>	<b>329</b>	<b>9.7</b>	<b>44</b>	<b>0</b>
<b>Opponents</b>	<b>32</b>	<b>20</b>	<b>290</b>	<b>9.1</b>	<b>34</b>	<b>0</b>

KICKOFF RETURNS	No	Yds	Avg	Lg	TD
Carr	35	984	28.1	52	0
Hawkins	7	130	18.6	23	0
Davis	4	119	29.8	33	0
Griffin	2	32	16.0	28	0
Hall	2	21	10.5	13	0
Johnson	1	17	17.0	17	0
Stevens	1	16	16.0	16	0
<b>Titans</b>	<b>52</b>	<b>1319</b>	<b>25.4</b>	<b>52</b>	<b>0</b>
<b>Opponents</b>	<b>61</b>	<b>1524</b>	<b>25.0</b>	<b>59</b>	<b>0</b>

FIELD GOALS	1-19	20-29	30-39	40-49	50+
Bironas	0-0	6-6	7-7	15-19	1-1
<b>Titans</b>	<b>0-0</b>	<b>6-6</b>	<b>7-7</b>	<b>15-19</b>	<b>1-1</b>
<b>Opponents</b>	<b>0-0</b>	<b>9-10</b>	<b>6-10</b>	<b>4-8</b>	<b>1-2</b>

**Bironas/Titans:** (47G) (34G) (44G) (20G, 32G, 49G) (35G, 26G) (49G, 46G) (34G, 44G, 43N, 48G) (31G, 25G, 22G, 47N, 41G) (49N) (32G) (43G, 49G) (49G, 41G, 45G, 43G) ( ) (26G, 23G, 51G, 34G,) (42G) (48N)

**Opponents:** (37N,27G) (37N) (44G, 24G) (42G, 48N) (38G, 45N) (39N, 50N, 26G) ( ) (23G, 25G, 38G) (48B) ( ) (20G, 30G) (53G) (47G, 41G, 44N, 39G) (32G, 26N, 24G) (33N) (28G, 21G, 38G)

**SACKS**  
Haynesworth 8.5, Ford 7, J. Jones 5, Ball 4.5, Vanden Bosch 4.5, Brown 4, Kearsse 3.5, Vickerson 1.5, Finnegan 1, Griffin 1, Hayes 1, Hope 1, Tulloch 1, Bulluck 0.5  
**Titans 44, Opponents 12**

**TACKLES (Solo-Assists-Total)**  
Bulluck (83-37-120), Tulloch (62-36-98), Hope (71-22-93), Thornton (63-30-93), Griffin (49-32-81), Harper (70-10-80), Finnegan (61-18-79), Haynesworth (45-30-75), Brown (41-32-73), Ball (22-29-51), Jones (28-21-49), Kearsse (35-13-48), Vanden Bosch (16-30-46), Ford (27-18-45), Fuller (35-8-43), Carr (24-9-33), Fowler (14-13-27), Vickerson (10-13-23), Hayes (13-8-21), King (9-1-10), Allred (7-1-8), Nickey (3-3-6), Keglra (3-2-5), Stamer (1-1-2), Amato (0-0-0), Gordon (0-0-0), Hill (0-0-0), Williams (0-0-0)  
**Team Totals: 792-417-1209**

### USUAL STARTING LINEUP

#### OFFENSE

WR Justin McCareins (19)  
**LT Michael Roos (71)**  
LG Eugene Amano (54)  
**C Kevin Mawae (68)**  
RG Jake Scott (73)  
RT David Stewart (76)  
TE Alge Crumpler (83)  
WR Justin Gage (12)  
FB Ahmad Hall (45)  
**QB Kerry Collins (5)**  
**RB Chris Johnson (28)**

#### DEFENSE

LE Jevon Kearse (90)  
LT Tony Brown (97)  
**RT Albert Haynesworth (92)**  
RE Kyle Vanden Bosch (93)  
LLB David Thornton (50)  
MLB Stephen Tulloch (55)  
RLB Keith Bulluck (53)  
LCB Nick Harper (20)  
**RCB Cortland Finnegan (31)**  
**SS Chris Hope (24)**  
**FS Michael Griffin (33)**

#### SPECIALISTS

K Rob Bironas (2)  
P Craig Henrich (15)

#### Pro Bowl

All-Pro

**GM:** Mike Reinfeldt; **Head Coach:** Jeff Fisher  
**Asst. Coaches:** Mike Heimerdinger (off. coord.), Jim Schwartz (def. coord.), Dave McGinnis (asst. head coach/LB), Bart Andrus (off. asst.), Matt Burke (def. asst./qual. ct.), Earnest Byner (RB), Chuck Cecil (DB), Marty Galbraith (ST asst.), Fred Graves (WR), Craig Johnson (QB), Dowell Loggains (off. qual. ct.), Alan Lowry (ST), Mike Munchak (OL), Marcus Robertson (asst. secondary), Jim Washburn (DL), Steve Watterson (asst. head coach/strength & conditioning), John Zernhelt (TE)

### AMERICAN FOOTBALL CONFERENCE STANDINGS

AFC EAST	W	L	T	Pct
Miami	11	5	0	.688
New England	11	5	0	.688
N.Y. Jets	9	7	0	.563
Buffalo	7	9	0	.438
AFC NORTH	W	L	T	Pct
Pittsburgh	12	4	0	.750
* Baltimore	11	5	0	.688
Cincinnati	4	11	0	.281
Cleveland	4	12	0	.250
AFC SOUTH	W	L	T	Pct
<b>Tennessee</b>	<b>13</b>	<b>3</b>	<b>0</b>	<b>.813</b>
* Indianapolis	12	4	0	.750
Houston	8	8	0	.500
Jacksonville	5	11	0	.313
AFC WEST	W	L	T	Pct
San Diego	8	8	0	.500
Denver	8	8	0	.500
Oakland	5	11	0	.313
Kansas City	2	14	0	.125

### NATIONAL FOOTBALL CONFERENCE STANDINGS

NFC EAST	W	L	T	Pct
N.Y. Giants	12	4	0	.750



# 2007 SEASON (10-6 REGULAR SEASON, 0-1 PLAYOFFS) • 3RD PLACE AFC SOUTH

DATE	OPPONENT	SCORE	W/L	ATT
Sep. 9	at Jacksonville	13-10	W	65,437
Sep. 16	INDIANAPOLIS	20-22	L	69,143
Sep. 24	at New Orleans	31-14	W	70,002
Sep. 30	BYE			
Oct. 7	ATLANTA	20-13	W	69,143
Oct. 14	at Tampa Bay	10-13	L	65,347
Oct. 21	at Houston	38-36	W	70,734
Oct. 28	OAKLAND	13-9	W	69,143
Nov. 4	CAROLINA	20-7	W	69,143
Nov. 11	JACKSONVILLE	13-28	L	69,143
Nov. 19	at Denver	20-34	L	76,590
Nov. 25	at Cincinnati	6-35	L	65,489
Dec. 2	HOUSTON	28-20	W	69,143
Dec. 9	SAN DIEGO	17-23*	L	69,143
Dec. 16	at Kansas City	26-17	W	74,976
Dec. 23	N.Y. JETS	10-6	W	69,143
Dec. 30	at Indianapolis	16-10	W	57,202
Jan. 6	at San Diego	6-17	L	65,640

\* Overtime

	TITANS	OPP
<b>Total First Downs</b>	<b>306</b>	<b>268</b>
Rushing	118	80
Passing	171	165
Penalty	17	23
3rd Down: Made/Att	89/217	97/230
3rd Down Pct.	41.0	42.2
4th Down: Made/Att	2/11	8/16
4th Down Pct.	18.2	50.0
<b>Possession Avg.</b>	<b>31:38</b>	<b>28:22</b>
<b>Total Net Yards</b>	<b>4987</b>	<b>4665</b>
Avg. Per Game	311.7	291.6
Total Plays	1037	978
Avg. Per Play	4.8	4.8
<b>Net Yards Rushing</b>	<b>2109</b>	<b>1478</b>
Avg. Per Game	131.8	92.4
Total Rushes	543	369
Avg. Per Play	3.9	4.0
<b>Net Yards Passing</b>	<b>2878</b>	<b>3187</b>
Avg. Per Game	179.9	199.2
Sacked/Yards Lost	30/199	40/241
Gross Yards	3077	3428
Att./Comp.	464/288	569/349
Completion Pct.	62.1	61.3
Had Intercepted	17	22
<b>Punts/Average</b>	<b>73/41.9</b>	<b>81/44.6</b>
<b>Net Punting Avg.</b>	<b>36.5</b>	<b>37.6</b>
<b>Penalties/Yards</b>	<b>101/773</b>	<b>90/745</b>
<b>Fumbles/Ball Lost</b>	<b>32/17</b>	<b>26/12</b>
<b>Touchdowns</b>	<b>28</b>	<b>35</b>
Rushing	17	11
Passing	9	21
Returns	2	3

BY PERIODS	1	2	3	4	OT	PTS
<b>Titans</b>	<b>59</b>	<b>64</b>	<b>98</b>	<b>80</b>	<b>0</b>	<b>301</b>
<b>Opponents</b>	<b>65</b>	<b>78</b>	<b>64</b>	<b>84</b>	<b>6</b>	<b>297</b>

SCORING	TD	RU	PA	RT	PAT	FG	S	TP
Bironas	0	0	0	0	28/28	35/39	0	133
White	7	7	0	0	0/0	0/0	0	42
C.Brown	5	5	0	0	0/0	0/0	0	30
R.Williams	4	0	4	0	0/0	0/0	0	24
Young	3	3	0	0	0/0	0/0	0	18
Henry	2	2	0	0	0/0	0/0	0	12
Jones	2	0	2	0	0/0	0/0	0	12
Fuller	2	0	0	2	0/0	0/0	0	12
Gage	2	0	2	0	0/0	0/0	0	12
Scaife	1	0	1	0	0/0	0/0	0	6
<b>Titans</b>	<b>28</b>	<b>17</b>	<b>9</b>	<b>2</b>	<b>28/28</b>	<b>35/39</b>	<b>0</b>	<b>301</b>
<b>Opponents</b>	<b>35</b>	<b>11</b>	<b>21</b>	<b>3</b>	<b>31/33</b>	<b>18/25</b>	<b>0</b>	<b>297</b>

2-Pt Conversions: Titans 0-0, Opponents 1-1

**FUM/LOST:** Young 10/3, Davis 6/3, White 5/5, Mawae 2/1, Scaife 2/2, Bell 1/1, C. Brown 1/1, Bulluck 1/0, Collins 1/1, Gage 1/0, Griffin 1/0, B. Jones 1/0, M. Williams (LG) 1/1

RUSHING	No	Yds	Avg	Lg	TD
White	303	1110	3.7	28	7
C.Brown	102	462	4.5	42	5
Young	93	395	4.2	21	3
Henry	31	119	3.8	24t	2
Jones	2	37	18.5	19	0
Davis	2	19	9.5	14	0
Hall	1	8	8.0	8	0
Barclay	1	3	3.0	3	0
Troupe	1	-1	-1.0	-1	0
Collins	3	-3	-1.0	-1	0

PASSING	Att	Cmp	Pct	Yards	Yds/Att	TD	Int	Lg	Sk/Yds	Rating
Young	382	238	62.3	2546	6.7	9	17	73	25/157	71.1
Collins	82	50	61.0	531	6.5	0	0	46	5/42	79.9
<b>Titans</b>	<b>464</b>	<b>268</b>	<b>62.1</b>	<b>3077</b>	<b>6.6</b>	<b>9</b>	<b>17</b>	<b>73</b>	<b>30/199</b>	<b>72.6</b>
<b>Opponents</b>	<b>569</b>	<b>349</b>	<b>61.3</b>	<b>3428</b>	<b>6.0</b>	<b>21</b>	<b>22</b>	<b>69t</b>	<b>40/241</b>	<b>74.5</b>

Hentrich	1	-8	-8.0	-8	0
Bell	1	-15	-15.0	-15	0
R.Williams	2	-17	-8.5	-6	0
<b>Titans</b>	<b>543</b>	<b>2109</b>	<b>3.9</b>	<b>42</b>	<b>17</b>
<b>Opponents</b>	<b>369</b>	<b>1478</b>	<b>4.0</b>	<b>62t</b>	<b>11</b>

RECEIVING	No	Yds	Avg	Lg	TD
Gage	55	750	13.6	73	2
R.Williams	55	719	13.1	48	4
Scaife	46	421	9.2	26	1
Moulds	32	342	10.7	46	0
Jones	21	248	11.8	35t	2
White	20	114	5.7	15	0
C.Brown	19	128	6.7	16	0
Hartstock	12	138	11.5	27	0
Hall	9	60	6.7	11	0
Henry	6	53	8.8	18	0
Troupe	5	47	9.4	13	0
Davis	5	38	7.6	13	0
Barclay	2	13	6.5	7	0
Ealy	1	6	6.0	6	0
<b>Titans</b>	<b>288</b>	<b>3077</b>	<b>10.7</b>	<b>73</b>	<b>9</b>
<b>Opponents</b>	<b>349</b>	<b>3428</b>	<b>9.8</b>	<b>69t</b>	<b>21</b>

INTERCEPTIONS	No	Yds	Avg	Lg	TD
Bulluck	5	63	12.6	35	0
Harper	3	62	20.7	32	0
Griffin	3	3	1.0	3	0
Fuller	2	137	68.5	76t	2
Hope	2	45	22.5	45	0
Lowry	2	18	9.0	17	0
Thornton	2	16	8.0	11	0
Finnegan	1	14	14.0	14	0
Hill	1	0	0.0	0	0
LaBoy	1	0	0.0	0	0
<b>Titans</b>	<b>22</b>	<b>358</b>	<b>16.3</b>	<b>76t</b>	<b>2</b>
<b>Opponents</b>	<b>17</b>	<b>116</b>	<b>6.8</b>	<b>23</b>	<b>0</b>

PUNTING	No	Yds	Avg	Net	TB	In	Lg	B
Hentrich	70	2939	42.0	36.5	6	24	66	0
Miller	3	121	40.3	37.0	0	1	52	0
<b>Titans</b>	<b>73</b>	<b>3060</b>	<b>41.9</b>	<b>36.5</b>	<b>6</b>	<b>25</b>	<b>66</b>	<b>0</b>
<b>Opponents</b>	<b>81</b>	<b>3615</b>	<b>44.6</b>	<b>37.6</b>	<b>10</b>	<b>23</b>	<b>70</b>	<b>0</b>

PUNT RETURNS	No	FC	Yds	Avg	Lg	TD
Davis	31	12	293	9.5	39	0
Jones	6	0	29	4.8	13	0
Barclay	3	1	34	11.3	19	0
Finnegan	2	3	11	5.5	9	0
<b>Titans</b>	<b>42</b>	<b>16</b>	<b>367</b>	<b>8.7</b>	<b>39</b>	<b>0</b>
<b>Opponents</b>	<b>31</b>	<b>16</b>	<b>274</b>	<b>8.8</b>	<b>80t</b>	<b>1</b>

KICKOFF RETURNS	No	Yds	Avg	Lg	TD
Griffin	18	422	23.4	48	0
Barclay	14	304	21.7	37	0
Henry	13	272	20.9	46	0
Davis	2	37	18.5	19	0
Troupe	2	21	10.5	12	0
Lowry	1	15	15.0	15	0
Hartsock	1	14	14.0	14	0
Cramer	1	13	13.0	13	0
<b>Titans</b>	<b>52</b>	<b>1098</b>	<b>21.1</b>	<b>48</b>	<b>0</b>
<b>Opponents</b>	<b>58</b>	<b>1404</b>	<b>24.2</b>	<b>76</b>	<b>0</b>

FIELD GOALS	1-19	20-29	30-39	40-49	50+
Bironas	0-0	10-12	12-12	9-10	4-5
<b>Titans</b>	<b>0-0</b>	<b>10-12</b>	<b>12-12</b>	<b>9-10</b>	<b>4-5</b>
<b>Opponents</b>	<b>0-0</b>	<b>7-8</b>	<b>5-6</b>	<b>3-5</b>	<b>3-6</b>

**Bironas/Titans:** (20G, 31G), (30G, 36G), (33G, 27N), (30G, 40G, 47N), (48G), (52G, 25G, 21G, 30G, 28G, 43G, 29G, 29G), (35G, 23G), (47G, 53G), (36G, 49G), (56G, 37G), (28G, 23G), (53N), (44G, 29N), (37G, 37G, 40G, 25G), (46G) (40G, 54G, 33G)  
**Opponents:** (22G), (22G, 39G, 20G, 36N), (1), (32G, 53N, 28G, 48N, 50N), (23G, 43G), (1), (50G, 43G, 54G), (40N), (1), (21G, 39G), (26N), (45G, 50G), (20G), (36G), (51N), (37G)

**SACKS**  
 Vanden Bosch 12.0, Odom 8.0, Haynesworth 6.0, LaBoy 6.0, T.Brown 4.0, Finnegan 1.0, Fuller 1.0, Nickey 1.0, Thornton 1.0  
**Titans 40.0, Opponents 30.0**

**TACKLES (Solo-Assists-Total)**  
 Thornton (97-43-140), Vanden Bosch (65-50-115), Bulluck (75-34-109), Finnegan (84-25-109), T.Brown (46-37-83), Harper (75-5-80), Fowler (42-31-73), Haynesworth (41-28-69), Hope (39-21-60), Lowry (41-20-61), Griffin (34-15-49), Odom (24-20-44), Starks (21-18-39), Tulloch (28-8-36), Fuller (27-8-35), LaBoy (15-5-20), Hill (13-1-14), Fisher (5-4-9), Veal (4-4-8), King (5-2-7), Conover (2-2-4), Herndon (3-0-3), Vickerson (2-1-3),

Gardner (1-0-1), Nickey (1-0-1), Simon (0-1-1), Amato (0-0-0), Mahelona (0-0-0), Woods (0-0-0)  
**Team Totals: 790-383-1173**

### USUAL STARTING LINEUP

#### OFFENSE

WR	Roydell Williams (86)
LT	Michael Roos (71)
LG	Jacob Bell (60)
C	Kevin Mawae (68)
RG	Benji Olson (75)
RT	David Stewart (76)
TE	Bo Scaife (80)
WR	Justin Gage (12)
TE	Ben Hartsock (88)
QB	Vince Young (10)
RB	LenDale White (25)

#### DEFENSE

LE	Antwan Odom (98)
LT	Tony Brown (97)
RT	<b>Albert Haynesworth (92)</b>
RE	<b>Kyle Vanden Bosch (93)</b>
LLB	David Thornton (50)
MLB	Ryan Fowler (52)
RLB	Keith Bulluck (53)
LCB	Nick Harper (20)
RCB	Cortland Finnegan (31)
SS	Chris Hope (24)
FS	Michael Griffin (33)

#### SPECIALISTS

K	<b>Rob Bironas (2)</b>
P	Craig Hentrich (15)

#### Pro Bowl

All-Pro

**GM:** Mike Reinfeldt; **Head Coach:** Jeff Fisher  
**Asst. Coaches:** Norm Chow (off. coord.), Jim Schwartz (def. coord.), Dave McGinnis (Asst. head coach/LB), Sherman Smith (Asst. head coach/RB), Matt Burke (def. asst.), Chuck Cecil (DB), Marty Galbraith (ST asst.), Fred Graves (WR), Craig Johnson (QB), Alan Lowry (ST), Mike Munchak (OL), Marcus Robertson (Asst. Secondary), Jim Washburn (DL), Steve Watterson (strength & rehab.), John Zernhelt (TE)

### AMERICAN FOOTBALL CONFERENCE STANDINGS

AFC EAST	W	L	T	Pct
New England	16	0	0	1.000
Buffalo	7	9	0	.438
N.Y. Jets	4	12	0	.259
Miami	1	15	0	.063

# 2006 SEASON (8-8 REGULAR SEASON, 0-0 PLAYOFFS) • 2ND PLACE AFC SOUTH

DATE	OPPONENT	SCORE	W/L	ATT
Sep. 10	N.Y. JETS	16-23	L	69,143
Sep. 17	at San Diego	7-40	L	64,344
Sep. 24	at Miami	10-13	L	72,733
Oct. 1	DALLAS	14-45	L	69,143
Oct. 8	at Indianapolis	13-14	L	57,021
Oct. 15	at Washington	25-22	W	88,550
Oct. 22	BYE			
Oct. 29	HOUSTON	28-22	W	69,143
Nov. 5	at Jacksonville	7-37	L	66,524
Nov. 12	BALTIMORE	26-27	L	69,143
Nov. 19	at Philadelphia	31-13	W	69,232
Nov. 26	N.Y. GIANTS	24-21	W	69,143
Dec. 3	INDIANAPOLIS	20-17	W	69,143
Dec. 10	at Houston	26-20*	W	70,760
Dec. 17	JACKSONVILLE	24-17	W	69,143
Dec. 24	at Buffalo	30-29	W	54,765
Dec. 31	NEW ENGLAND	23-40	L	69,143

	TITANS	OPP
<b>Total First Downs</b>	<b>261</b>	<b>329</b>
Rushing	105	121
Passing	133	181
Penalty	23	27
3rd Down: Made/Att	67/205	90/221
3rd Down Pct.	32.7	40.7
4th Down: Made/Att	7/17	10/17
4th Down Pct.	41.2	58.8
<b>Possession Avg.</b>	<b>27:17</b>	<b>32:43</b>
<b>Total Net Yards</b>	<b>4810</b>	<b>5915</b>
Avg. Per Game	300.6	369.7
Total Plays	945	1062
Avg. Per Play	5.1	5.6
<b>Net Yards Rushing</b>	<b>2214</b>	<b>2313</b>
Avg. Per Game	138.4	144.6
Total Rushes	469	506
Avg. Per Play	4.7	4.6
<b>Net Yards Passing</b>	<b>2596</b>	<b>3602</b>
Avg. Per Game	162.3	225.1
Sacked/Yards Lost	29/152	26/148
Gross Yards	2748	3750
Att./Comp.	447/226	530/335
Completion Pct.	50.6	63.2
Had Intercepted	19	17
<b>Punts/Average</b>	<b>88/42.7</b>	<b>68/42.5</b>
<b>Net Punting Avg.</b>	<b>37.3</b>	<b>34.4</b>
<b>Penalties/Yards</b>	<b>94/803</b>	<b>102/906</b>
<b>Fumbles/Ball Lost</b>	<b>29/7</b>	<b>19/11</b>
<b>Touchdowns</b>	<b>36</b>	<b>46</b>
Rushing	15	20
Passing	13	24
Returns	8	2

BY PERIODS	1	2	3	4	OT	PTS
<b>Titans</b>	<b>52</b>	<b>87</b>	<b>81</b>	<b>98</b>	<b>6</b>	<b>324</b>
<b>Opponents</b>	<b>84</b>	<b>116</b>	<b>85</b>	<b>115</b>	<b>0</b>	<b>400</b>

SCORING	TD	RU	PA	RT	PAT	FG	S	TP
Bironas	0	0	0	0	32/32	22/28	0	98
Henry	7	7	0	0	0/0	0/0	0	44
Young	7	7	0	0	0/0	0/0	0	44
A.Jones	4	0	0	4	0/0	0/0	0	24
B.Jones	4	0	4	0	0/0	0/0	0	24
Bennett	3	0	3	0	0/0	0/0	0	20
Scaife	3	1	2	0	0/0	0/0	0	18
Troupe	2	0	2	0	0/0	0/0	0	12
Wade	2	0	2	0	0/0	0/0	0	12
T.Brown	1	0	0	1	0/0	0/0	0	6
Bulluck	1	0	0	1	0/0	0/0	0	6
Hope	1	0	0	1	0/0	0/0	0	6
Finnegan	1	0	0	1	0/0	0/0	0	6
<b>Titans</b>	<b>36</b>	<b>15</b>	<b>13</b>	<b>8</b>	<b>32/32</b>	<b>22/28</b>	<b>2</b>	<b>324</b>
<b>Opponents</b>	<b>46</b>	<b>20</b>	<b>24</b>	<b>2</b>	<b>41/44</b>	<b>27/33</b>	<b>0</b>	<b>400</b>

**2-Pt Conversions:** Bennett, Henry, Young,  
**Titans 3-3, Opponents 1-2**

RUSHING	No	Yds	Avg	Lg	TD
Henry	270	1211	4.5	70t	7
Young	83	552	6.7	39t	7
White	61	244	4.0	26	0
C.Brown	41	156	3.8	21	0
Hall	7	21	3.0	11	0
Scaife	1	13	13.0	13t	1
A.Jones	2	8	4.0	7	0
Roby	1	3	3.0	3	0
B.Jones	1	3	3.0	3	0

PASSING	Att	Cmp	Pct	Yards	Yds/Att	TD	Int	Lg	Sk/Yds	Rating
Young	357	184	51.5	2199	6.2	12	13	53	25/129	66.7
Collins	90	42	46.7	549	6.1	1	6	36	4/23	42.3
<b>Titans</b>	<b>447</b>	<b>226</b>	<b>50.6</b>	<b>2748</b>	<b>6.1</b>	<b>13</b>	<b>19</b>	<b>53</b>	<b>29/152</b>	<b>61.8</b>
<b>Opponents</b>	<b>530</b>	<b>335</b>	<b>63.2</b>	<b>3750</b>	<b>7.1</b>	<b>24</b>	<b>17</b>	<b>68t</b>	<b>26/148</b>	<b>86.0</b>

Givens	1	3	3.0	3	0
Nickey	1	0	0.0	0	0
<b>Titans</b>	<b>469</b>	<b>2214</b>	<b>4.7</b>	<b>70t</b>	<b>15</b>
<b>Opponents</b>	<b>506</b>	<b>2313</b>	<b>4.6</b>	<b>73</b>	<b>20</b>

RECEIVING	No	Yds	Avg	Lg	TD
Bennett	46	737	16.0	39	3
Wade	33	461	14.0	25	2
Scaife	29	370	12.8	34	2
B.Jones	27	384	14.2	53	4
Henry	18	78	4.3	12	0
Hall	15	138	9.2	28	0
White	14	60	4.3	13	0
Troupe	13	150	11.5	32	2
R.Williams	8	121	15.1	20	0
Givens	8	104	13.0	27	0
Hartsock	6	68	11.3	23	0
A.Jones	2	31	15.5	17	0
Roby	2	28	14.0	21	0
Cramer	2	8	4.0	6	0
C.Brown	2	4	2.0	4	0
Wallace	1	6	6.0	6	0
<b>Titans</b>	<b>226</b>	<b>2748</b>	<b>12.2</b>	<b>53</b>	<b>13</b>
<b>Opponents</b>	<b>335</b>	<b>3750</b>	<b>11.2</b>	<b>68t</b>	<b>24</b>

INTERCEPTIONS	No	Yds	Avg	Lg	TD
Hope	5	105	21.0	61t	1
A.Jones	4	130	32.5	83t	1
Thompson	3	14	4.7	11	0
Hill	2	20	10.0	11	0
Sirmon	1	13	13.0	13	0
Bulluck	1	0	0.0	0	0
Tulloch	1	0	0.0	0	0
<b>Titans</b>	<b>17</b>	<b>282</b>	<b>16.6</b>	<b>83t</b>	<b>2</b>
<b>Opponents</b>	<b>19</b>	<b>250</b>	<b>13.2</b>	<b>55t</b>	<b>2</b>

PUNTING	No	Yds	Avg	Net	TB	In	Lg	B
Hentrich	88	3760	42.7	37.3	10	32	73	0
<b>Titans</b>	<b>88</b>	<b>3760</b>	<b>42.7</b>	<b>37.3</b>	<b>10</b>	<b>32</b>	<b>73</b>	<b>0</b>
<b>Opponents</b>	<b>68</b>	<b>2888</b>	<b>42.5</b>	<b>34.4</b>	<b>4</b>	<b>18</b>	<b>61</b>	<b>1</b>

PUNT RETURNS	No	FC	Yds	Avg	Lg	TD
A.Jones	34	3	440	12.9	90t	3
Wade	3	3	27	9.0	18	0
<b>Titans</b>	<b>37</b>	<b>6</b>	<b>467</b>	<b>12.6</b>	<b>90t</b>	<b>3</b>
<b>Opponents</b>	<b>33</b>	<b>24</b>	<b>278</b>	<b>8.4</b>	<b>39</b>	<b>0</b>

KICKOFF RETURNS	No	Yds	Avg	Lg	TD
Wade	50	1194	23.9	48	0
A.Jones	20	521	26.1	70	0
Scaife	4	64	16.0	18	0
Cramer	3	37	12.3	21	0
White	1	14	14.0	14	0
Hartsock	1	5	5.0	5	0
<b>Titans</b>	<b>79</b>	<b>1835</b>	<b>23.2</b>	<b>70</b>	<b>0</b>
<b>Opponents</b>	<b>58</b>	<b>1263</b>	<b>21.8</b>	<b>52</b>	<b>0</b>

FIELD GOALS	1-19	20-29	30-39	40-49	50+	
Bironas	0	0	10-11	7-7	4-8	1-2
<b>Titans</b>	<b>0-0</b>	<b>10-11</b>	<b>7-7</b>	<b>4-8</b>	<b>1-2</b>	
<b>Opponents</b>	<b>1-1</b>	<b>10-11</b>	<b>6-10</b>	<b>10-10</b>	<b>0-1</b>	

**Bironas/Titans:** ( ) ( ) (51N, 22G) (33G, 39G) (22G, 47G) (32G, 26G, 30G) ( ) ( ) (21G, 41N, 43B) (36G) (48N, 49G) (25G, 60G) (41G, 33G) (44N, 27G) (42G, 20G, 30G) (25G, 23N, 27G, 27G)  
**Opponents:** (18G, 34N, 30N) (28G, 31G, 35G, 44G) (40G, 30N, 39G) (26N, 43G) ( ) ( ) (27G) (47G, 21G, 39G) (27G, 40G) (42G, 38G) ( ) (53N, 20G) (49G, 46G) (43G) (21G, 36G, 45G, 21G, 24G) (28G, 26G, 33N)

**SACKS**  
Vanden Bosch 6.5, LaBoy 3.5, Starks 3.0, Bulluck 2.5, Haynesworth 2.0, Finnegan 2.0, T.Brown 1.5, Mahelona 1.0, A.Jones 1.0, Bockwoldt 1.0, Odom 0.5, Smith 0.5, Sirmon 0.5, Tulloch 0.5  
**Titans 26.0, Opponents 29.0**

**TACKLES (Solo-Assists-Total)**  
Bulluck (107-54-161), Hope (99-29-128), Thornton (93-29-122), Vanden Bosch (67-51-118), Sirmon (67-38-105), Thompson (58-19-77), Smith (43-33-76), P.Jones (54-13-67), Hill (41-18-59), Haynesworth (34-25-59), Finnegan (47-10-57), LaBoy (31-26-57), Starks (36-20-56), T. Brown (33-18-51), Tulloch (23-14-37), Conover (12-9-21), Mahelona (12-9-21), Fuller (11-4-15), Odom (9-6-15), Bockwoldt (4-3-7), Scott (2-3-5), Woolfolk (4-0-4), Savage (2-2-4), Amato (2-1-3), Reynolds (2-0-2), Lowry (0-1-1)  
**Team Totals: 893-435-1328**

### USUAL STARTING LINEUP

**OFFENSE**  
WR Brandon Jones (81)  
LT Michael Roos (71)  
LG Jacob Bell (60)  
C Kevin Mawae (68)  
RG Benji Olson (75)  
RT David Stewart (76)  
TE Bo Scaife (80)  
WR Drew Bennett (83)  
FB Ahmad Hall (45)  
**QB Vince Young (10)**  
RB Travis Henry (20)

**DEFENSE**  
LE Kyle Vanden Bosch (93)  
LT Robaire Smith (98)  
RT Albert Haynesworth (92)  
RE Travis LaBoy (91)  
LLB David Thornton (50)  
MLB Peter Sirmon (59)  
RLB Keith Bulluck (53)  
LCB Reynaldo Hill (21)  
RCB Pacman Jones (32)  
SS Chris Hope (24)  
FS Lamont Thompson (28)

**SPECIALISTS**  
K Rob Bironas (2)  
P Craig Hentrich (15)

**Pro Bowl**  
All-Pro

**GM:** Floyd Reese; **Head Coach:** Jeff Fisher  
**Asst. Coaches:** Norm Chow (off. coord.), Jim Schwartz (def. coord.), Dave McGinnis (Asst. head coach/LB), Sherman Smith (Asst. head coach/RB), Matt Burke (def. asst.), Chuck Cecil (S/nickel), Marty Galbraith (ST asst.), Craig Johnson (QB), Alan Lowry (ST), Mike Munchak (OL), Ray Sherman (WR), Jim Washburn (DL), Steve Watterson (strength & rehab.), Everett Withers (DB), John Zernhelt (TE)

### AMERICAN FOOTBALL CONFERENCE STANDINGS

AFC EAST	W	L	T	Pct
New England	12	4	0	.750
* N.Y. Jets	10	6	0	.625
Buffalo	7	9	0	.438
Miami	6	10	0	.375
<b>AFC NORTH</b>	<b>W</b>	<b>L</b>	<b>T</b>	<b>Pct</b>
Baltimore	13	3	0	.812
Cincinnati	8	8	0	.500
Pittsburgh	8	8	0	.500
Cleveland	4	12	0	.250
<b>AFC SOUTH</b>	<b>W</b>	<b>L</b>	<b>T</b>	<b>Pct</b>
Indianapolis	12	4	0	.750
<b>Tennessee</b>	<b>8</b>	<b>8</b>	<b>0</b>	<b>.500</b>
Jacksonville	8	8	0	.500
Houston	6	10	0	.375
<b>AFC WEST</b>	<b>W</b>	<b>L</b>	<b>T</b>	<b>Pct</b>
San Diego	14	2	0	.875
* Kansas City	9	7	0	.562
Denver	9	7	0	.562
Oakland	2	14	0	.125

### NATIONAL FOOTBALL CONFERENCE STANDINGS

NFC EAST	W	L	T	Pct
Philadelphia	10	6	0	.625
* Dallas	9	7	0	.562
* N.Y. Giants	8	8	0	.500
Washington	5	11	0	.312
<b>NFC NORTH</b>	<b>W</b>	<b>L</b>	<b>T</b>	<b>Pct</b>
Chicago	13	3	0	.812
Green Bay	8	8	0	.500
Minnesota	6	10	0	.375
Detroit	3	13	0	.188
<b>NFC SOUTH</b>	<b>W</b>	<b>L</b>	<b>T</b>	<b>Pct</b>
New Orleans	10	6	0	.625
Carolina	8	8	0	.500
Atlanta	7	9	0	.438
Tampa Bay	4	12	0	.250
<b>NFC WEST</b>	<b>W</b>	<b>L</b>	<b>T</b>	<b>Pct</b>
Seattle	9	7	0	.562
St. Louis	8	8	0	.500
San Francisco	7	9	0	.438
Arizona	5	11	0	.312

\* Wild Card for Playoffs

# 2005 SEASON (4-12 REGULAR SEASON, 0-0 PLAYOFFS) • 3RD PLACE AFC SOUTH

DATE	OPPONENT	SCORE	W/L	ATT
Sep. 11	at Pittsburgh	7-34	L	62,931
Sep. 18	BALTIMORE	25-10	W	69,149
Sep. 25	at St. Louis	27-31	L	65,835
Oct. 2	INDIANAPOLIS	10-31	L	69,149
Oct. 9	at Houston	34-20	W	70,430
Oct. 16	CINCINNATI	23-31	L	69,149
Oct. 23	at Arizona	10-20	L	39,482
Oct. 30	OAKLAND	25-34	L	69,149
Nov. 6	at Cleveland	14-20	L	72,594
Nov. 13	BYE			
Nov. 20	JACKSONVILLE	28-31	L	69,149
Nov. 27	SAN FRANCISCO	33-22	W	69,149
Dec. 4	at Indianapolis	3-35	L	57,228
Dec. 11	HOUSTON	13-10	W	69,149
Dec. 18	SEATTLE	24-28	L	69,149
Dec. 24	at Miami	10-24	L	72,001
Jan. 1	at Jacksonville	13-40	L	65,485

\* Overtime

	TITANS	OPP
<b>Total First Downs</b>	<b>279</b>	<b>294</b>
Rushing	72	89
Passing	191	180
Penalty	16	25
3rd Down: Made/Att	75/218	71/200
3rd Down Pct.	34.4	35.5
4th Down: Made/Att	9/31	7/11
4th Down Pct.	29.0	63.6
<b>Possession Avg.</b>	<b>31:13</b>	<b>28:47</b>
<b>Total Net Yards</b>	<b>5122</b>	<b>5110</b>
Avg. Per Game	320.1	319.4
Total Plays	1022	960
Avg. Per Play	5.0	5.3
<b>Net Yards Rushing</b>	<b>1525</b>	<b>1894</b>
Avg. Per Game	95.3	118.4
Total Rushes	397	449
Avg. Per Play	3.8	4.2
<b>Net Yards Passing</b>	<b>3597</b>	<b>3216</b>
Avg. Per Game	224.8	201.0
Sacked/Yards Lost	31/200	41/246
Gross Yards	3797	3462
Att./Comp.	594/358	470/296
Completion Pct.	60.3	63.0
Had Intercepted	14	9
<b>Punts/Average</b>	<b>78/43.2</b>	<b>85/44.1</b>
<b>Net Punting Avg.</b>	<b>78/37.8</b>	<b>85/37.5</b>
<b>Penalties/Yards</b>	<b>125/1002</b>	<b>95/718</b>
<b>Fumbles/Ball Lost</b>	<b>27/12</b>	<b>20/11</b>
<b>Touchdowns</b>	<b>33</b>	<b>51</b>
Rushing	8	12
Passing	20	33
Returns	5	6

BY PERIODS	1	2	3	4	OT	PTS
<b>Titans</b>	<b>50</b>	<b>88</b>	<b>83</b>	<b>78</b>	<b>0</b>	<b>299</b>
<b>Opponents</b>	<b>79</b>	<b>132</b>	<b>108</b>	<b>102</b>	<b>0</b>	<b>421</b>

SCORING	TD	RU	PA	RT	PAT	FG	S	TP
Bironas	0	0	0	0	30/32	23/29	0	99
Brown	7	5	2	0	0	0	0	42
Bennett	4	0	4	0	0	0	0	24
Troupe	4	0	4	0	0	0	0	24
B. Jones	2	0	2	0	0	0	0	12
Kinney	2	0	2	0	0	0	0	12
Odom	2	0	0	2	0	0	0	12
Payton	2	2	0	0	0	0	0	12
Scaife	2	0	2	0	0	0	0	12
R. Williams	2	0	2	0	0	0	0	12
Fleming	1	0	1	0	0	0	0	6
Hill	1	0	0	1	0	0	0	6
P. Jones	1	0	0	1	0	0	0	6
Kassell	1	0	0	1	0	0	0	6
McNair	1	1	0	0	0	0	0	6
Roby	1	0	1	0	0	0	0	6
Wade LG	1	0	0	1	0	0	0	6
Reynolds	0	0	0	0	0	1	2	
<b>Titans</b>	<b>33</b>	<b>8</b>	<b>20</b>	<b>5</b>	<b>30/32</b>	<b>23/29</b>	<b>1</b>	<b>299</b>
<b>Opponents</b>	<b>51</b>	<b>12</b>	<b>33</b>	<b>6</b>	<b>48/49</b>	<b>21/27</b>	<b>0</b>	<b>421</b>

2-pt Conversions: Titans 0-1, Opponents 2-2

RUSHING	No	Yds	Avg	Lg	TD
Brown	224	851	3.8	38t	5
Henry	88	335	3.8	29	0
McNair	32	139	4.3	19	1
Payton	33	105	3.2	15	2
Mauck	7	39	5.6	12	0
Nash	6	32	5.3	8	0

PASSING	Att	Cmp	Pct	Yards	Yds/Att	TD	Int	Lg	Sk/Yds	Rating
McNair	476	292	61.3	3161	6.64	16	11	57	20/134	82.4
Volek	88	50	56.8	474	5.39	4	2	55t	9/45	77.6
Mauck	27	15	55.6	136	5.04	0	1	17	1/8	53.9
Hentrich	2	1	50.0	26	13.0	0	0	26	0/0	95.8
Bennett	1	0	0.0	0	0.0	0	0	0	0/0	39.6
P. Jones	0	0	---	0	---	0	0	---	1/13	---
<b>Titans</b>	<b>594</b>	<b>358</b>	<b>60.3</b>	<b>3797</b>	<b>6.39</b>	<b>20</b>	<b>14</b>	<b>57</b>	<b>31/200</b>	<b>80.3</b>
<b>Opponents</b>	<b>470</b>	<b>296</b>	<b>63.0</b>	<b>3462</b>	<b>7.37</b>	<b>33</b>	<b>9</b>	<b>63t</b>	<b>41/246</b>	<b>100.7</b>

Roby	2	16	8.0	11	0
Bennett	1	3	3.0	3	0
Volek	1	3	3.0	3	0
B. Jones	1	1	1.0	1	0
Wade LG	1	1	1.0	1	0
Wade TM	1	1	1.0	1	0
Hentrich	1	0	0.0	0	0
<b>Titans</b>	<b>397</b>	<b>1525</b>	<b>3.8</b>	<b>38t</b>	<b>8</b>
<b>Opponents</b>	<b>449</b>	<b>1894</b>	<b>4.2</b>	<b>52</b>	<b>12</b>

RECEIVING	No	Yds	Avg	Lg	TD
Bennett	58	738	12.7	55t	4
Kinney	55	543	9.9	27	2
Troupe	55	530	9.6	35	4
Scaife	37	273	7.4	19	2
Brown	25	327	13.1	57	2
B. Jones	23	299	13.0	38t	2
Calico	22	191	8.7	18	0
R. Williams	21	299	14.2	50t	2
Roby	21	289	13.8	32	1
Wade LG	14	120	8.6	17	0
Wade TM	4	40	10.0	15	0
Henry	13	117	9.0	42	0
Fleming	10	69	6.9	18	1
Payton	6	30	5.0	9	0
Nash	3	14	4.7	7	0
Guenther	2	13	6.5	8	0
Nickey	1	26	26.0	26	0
Small	1	6	6.0	6	0
Roots	1	-7	-7.0	-7	0
<b>Titans</b>	<b>358</b>	<b>3797</b>	<b>10.6</b>	<b>57</b>	<b>20</b>
<b>Opponents</b>	<b>296</b>	<b>3462</b>	<b>11.7</b>	<b>63t</b>	<b>33</b>

INTERCEPTIONS	No	Yds	Avg	Lg	TD
Hill	3	88	29.3	52t	1
Bulluck	2	16	8.0	16	0
Kassell	1	21	21.0	21t	1
Woolfolk	1	3	3.0	3	0
T. Williams	1	1	1.0	1	0
Thompson	1	0	0.0	0	0
<b>Titans</b>	<b>9</b>	<b>129</b>	<b>14.3</b>	<b>52t</b>	<b>2</b>
<b>Opponents</b>	<b>14</b>	<b>293</b>	<b>20.9</b>	<b>85t</b>	<b>4</b>

PUNTING	No	Yds	Avg	Net	TB	In	Lg	B
Hentrich	78	3371	43.2	37.8	14	21	59	0
<b>Titans</b>	<b>78</b>	<b>3371</b>	<b>43.2</b>	<b>37.8</b>	<b>14</b>	<b>21</b>	<b>59</b>	<b>0</b>
<b>Opponents</b>	<b>85</b>	<b>3746</b>	<b>44.1</b>	<b>37.5</b>	<b>7</b>	<b>16</b>	<b>74</b>	<b>1</b>

PUNT RETURNS	No	FC	Yds	Avg	Lg	TD
Wade LG	33	9	317	9.6	73t	1
P. Jones	29	8	272	9.4	52t	1
Thurman TM	9	5	31	3.4	11	0
B. Jones	5	0	75	15.0	32	0
Thompson	1	0	31	31.0	31	0
Ta. Williams	1	0	9	9.0	9	0
<b>Titans</b>	<b>45</b>	<b>13</b>	<b>418</b>	<b>9.3</b>	<b>52t</b>	<b>1</b>
<b>Opponents</b>	<b>32</b>	<b>20</b>	<b>144</b>	<b>4.5</b>	<b>15</b>	<b>0</b>

KICKOFF RETURNS	No	Yds	Avg	Lg	TD
P. Jones	43	1127	26.2	85	0
Roby	22	495	22.5	59	0
Payton	2	24	12.0	24	0
Thurman TM	2	42	21.0	25	0
Fleming	1	9	9.0	9	0
<b>Titans</b>	<b>70</b>	<b>1697</b>	<b>24.2</b>	<b>85</b>	<b>0</b>
<b>Opponents</b>	<b>57</b>	<b>1290</b>	<b>22.6</b>	<b>50</b>	<b>0</b>

FIELD GOALS	1-19	20-29	30-39	40-49	50+
Bironas	0/0	10/10	6/7	5/7	2/5
<b>Titans</b>	<b>0/0</b>	<b>10/10</b>	<b>6/7</b>	<b>5/7</b>	<b>2/5</b>
<b>Opponents</b>	<b>1/1</b>	<b>6/6</b>	<b>9/14</b>	<b>5/5</b>	<b>0/1</b>

**Bironas/Titans:** (47N) (39G, 29G, 47G) (41G, 39G) (34G, 38N) (52G, 58N, 49G) (24G, 29G, 47G) (53G) (39G, 24G) (50N) ( ) (35G, 41G, 21G, 22G) (51N, 24G) (46N, 23G, 21G) (38G) (24G) ( )

**Opponents:** (44G, 27G) (30G) (46G) (20G) (32G, 38G, 43G, 47G) (52N, 21G) (33G, 24G) (22G, 32G) (37G, 19G, 39N) (31G) (34N) ( ) (30G, 37B, 31N) (36B) (25G) (46G, 38G)

**SACKS**  
 Vanden Bosch 12.5, LaBoy 6.5, Bulluck 5, Long 3.5, Haynesworth 3, Starks 3, Sirmon 2.5, Odom 2, Schobel 1, Thompson 1, Clauss 0.5, Waddell 0.5

**Titans 41, Opponents 31**

**TACKLES (Solo-Assists-Total)**  
 Bulluck (106-44-150), Vanden Bosch (55-45-100), Sirmon (56-33-89), Kassell (56-33-89), Haynesworth (52-33-85), T. Williams

(65-18-83), Thompson (63-15-78), Starks (40-38-78), LaBoy (36-28-64), P. Jones (43-10-53), Woolfolk (42-10-52), Odom (28-22-50), Long (30-19-49), Hill (40-6-46), Clauss (13-17-30), Boiman (13-15-28), Waddell (13-4-17), Reynolds (9-5-14), Schobel (7-4-11), Beckham (9-1-10), Sandy (1-1-2), Spencer (1-0-1), Nickey (1-0-1), Gardner (0-0-0), Fuller (0-0-0)

**Team Totals: 779-401-1180**

### USUAL STARTING LINEUP

OFFENSE	
WR	Drew Bennett (83)
LT	Brad Hopkins (72)
LG	Zach Piller (69)
C	Justin Hartwig (77)
RG	Benji Olson (75)
RT	Michael Roos (71)
TE	Erron Kinney (88)
WR	Brandon Jones (81)
FB/TE	Troy Fleming (44)/Ben Troupe (84)
<b>QB</b>	<b>Steve McNair (9)</b>
RB	Chris Brown (29)

### DEFENSE

<b>LE</b>	<b>Kyle Vanden Bosch (93)</b>
LT	Randy Starks (90)
RT	Albert Haynesworth (92)
RE	Antwan Odom (98)
LLB	Peter Sirmon (59)
MLB	Brad Kassell (55)
RLB	Keith Bulluck (53)
LCB	Reynaldo Hill (21)
RCB	Pacman Jones (32)
SS	Tank Williams (25)
FS	Lamont Thompson (28)

### SPECIALISTS

K	Rob Bironas (2)
P	Craig Hentrich (15)

### Pro Bowl

All-Pro

**GM:** Floyd Reese; **Head Coach:** Jeff Fisher

**Asst. Coaches:** Norm Chow (off. coord.), Jim Schwartz (def. coord.), George Henshaw (asst. head coach/off.), Dave McGinnis (LB), Chuck Cecil (S/nickel), Marty Galbraith (ST asst.), Ned James (off. asst.), Craig Johnson (QB), Alan Lowry (ST), Mike Munchak (OL), Ray Sherman (WR), Sherman Smith (RB), Jim Washburn (DL), Steve Watterson (strength and conditioning), Everett Withers (DB)

### AMERICAN FOOTBALL CONFERENCE STANDINGS

AFC EAST	W	L	T	Pct
New England	10	6	0	.625
Miami	9	7	0	.562
Buffalo	5	11	0	.312
N.Y. Jets	4	12	0	.250
AFC NORTH	W	L	T	Pct
Cincinnati	11	5	0	.688
* Pittsburgh	11	5	0	.688
Baltimore	6	10	0	.375
Cleveland	6	10	0	.375
AFC SOUTH	W	L	T	Pct
Indianapolis	14	2	0	.875
* Jacksonville	12	4	0	.750
<b>Tennessee</b>	<b>4</b>	<b>12</b>	<b>0</b>	<b>.250</b>
Houston	2	14	0	.125
AFC WEST	W	L	T	Pct
Denver	13	3	0	.812
Kansas City	10	6	0	.625
San Diego	9	7	0	.562
Oakland	4	12	0	.250







# 2003 SEASON (12-4 REGULAR SEASON, 1-1 PLAYOFFS) • 2ND PLACE AFC SOUTH

DATE	OPPONENT	SCORE	W/L	ATT
Sep. 7	OAKLAND	25-20	W	68,809
Sep.14	at Indianapolis	7-33	L	59,999
Sep. 21	NEW ORLEANS	27-12	W	68,809
Sep. 28	at Pittsburgh	30-13	W	63,244
Oct. 5	at New England	30-38	L	68,436
Oct. 12	HOUSTON	38-17	W	68,809
Oct. 19	at Carolina	37-17	W	72,851
Oct. 26	at Jacksonville	30-17	W	55,918
Nov. 2	BYE			
Nov. 9	MIAMI	31-7	W	68,809
Nov. 16	JACKSONVILLE	10-3	W	68,809
Nov. 23	at Atlanta	38-31	W	70,891
Dec. 1	at NY Jets	17-24	L	77,710
Dec. 7	INDIANAPOLIS	27-29	L	68,809
Dec. 14	BUFFALO	28-26	W	68,809
Dec. 21	at Houston	27-24	W	70,758
Dec. 28	TAMPA BAY	33-13	W	68,809
Jan. 3	at Baltimore	20-17	W	69,452
Jan. 10	at New England	14-17	L	68,436

\* Overtime

	TITANS	OPP
<b>Total First Downs</b>	<b>310</b>	<b>275</b>
Rushing	84	79
Passing	211	167
Penalty	15	29
3rd Down: Made/Att	86/211	51/184
3rd Down Pct.	40.8	27.7
4th Down: Made/Att	6/14	11/18
4th Down Pct.	42.9	61.1
<b>Possession Avg.</b>	<b>32:52</b>	<b>27:08</b>
<b>Total Net Yards</b>	<b>5501</b>	<b>4901</b>
Avg. Per Game	343.8	306.3
Total Plays	1013	926
Avg. Per Play	5.4	5.3
<b>Net Yards Rushing</b>	<b>1623</b>	<b>1295</b>
Avg. Per Game	101.4	80.9
Total Rushes	486	342
Avg. Per Play	3.3	3.8
<b>Net Yards Passing</b>	<b>3878</b>	<b>3606</b>
Avg. Per Game	242.4	225.4
Sacked/Yards Lost	25/153	38/223
Gross Yards	4031	3829
Att./Comp.	502/315	546/332
Completion Pct.	62.7	60.8
Had Intercepted	9	21
<b>Punts/Average</b>	<b>71/43.9</b>	<b>78/42.2</b>
<b>Net Punting Avg.</b>	<b>71/37.8</b>	<b>78/35.9</b>
<b>Penalties/Yards</b>	<b>110/887</b>	<b>96/793</b>
<b>Fumbles/Ball Lost</b>	<b>24/12</b>	<b>21/13</b>
<b>Touchdowns</b>	<b>48</b>	<b>35</b>
Rushing	11	10
Passing	30	20
Returns	7	5

BY PERIODS	1	2	3	4	OT	PTS
Titans	103	120	82	130	0	435
Opponents	52	75	75	122	0	324

SCORING	TD	RU	PA	RT	PAT	FG	S	TP
Anderson	0	0	0	0	42/42	27/31	0	123
Mason	8	0	8	0			0	48
McCareins	8	0	7	1			0	48
George	5	5	0	0			0	30
Calico	4	0	4	0			0	26
McNair	4	4	0	0			0	26
Bennett	4	0	4	0			0	24
Kinney	4	0	3	1			0	24
Holcombe	2	1	1	0			0	14
Henrich	0	0	0	0	1/1	4/5	0	13
Dyson	2	0	0	2			0	12
Wycheck	2	0	2	0			0	12
Boiman	1	0	0	1			1	8
Berlin	1	0	1	0			0	6
Bulluck	1	0	0	1			0	6
Rolle	1	0	0	1			0	6
Volek	1	1	0	0			0	6
Nedney	0	0	0	0	0/1	1/1	0	3
<b>Titans</b>	<b>48</b>	<b>11</b>	<b>30</b>	<b>7</b>	<b>43/44</b>	<b>32/37</b>	<b>1</b>	<b>435</b>
<b>Opponents</b>	<b>35</b>	<b>10</b>	<b>20</b>	<b>5</b>	<b>34/34</b>	<b>26/30</b>	<b>0</b>	<b>324</b>

2-Pt Conversions: Calico, McNair, Holcombe, Titans 3-4, Opponents 0-1

RUSHING	No	Yds	Avg	Lg	TD
George	312	1031	3.3	27	5
Brown	56	221	3.9	28	0
Holcombe	63	201	3.2	21	1
McNair	38	138	3.6	23	4

PASSING	Att	Cmp	Pct	Yards	Yds/Att	TD	Int	Lg	Sk/Yds	Rating
McNair	400	250	62.5	3215	8.04	24	7	73	19/108	100.4
Volek	69	44	63.8	545	7.90	4	1	50t	6/45	101.4
O'Donnell	27	18	66.7	232	8.59	2	1	34t	0/0	102.7
Henrich	5	2	40.0	25	5.00	0	0	15	0/0	56.3
Bennett	1	1	100.0	14	14.00	0	0	14	0/0	118.8
<b>Titans</b>	<b>502</b>	<b>315</b>	<b>62.7</b>	<b>4031</b>	<b>8.03</b>	<b>30</b>	<b>9</b>	<b>73</b>	<b>25/153</b>	<b>100.3</b>
<b>Opponents</b>	<b>546</b>	<b>332</b>	<b>60.8</b>	<b>3829</b>	<b>7.01</b>	<b>20</b>	<b>21</b>	<b>86t</b>	<b>38/223</b>	<b>78.2</b>

McCareins	1	13	13.0	13	0
Mason	3	11	3.7	7	0
Calico	1	5	5.0	5	0
Volek	11	4	0.4	5	1
O'Donnell	1	-1	-1.0	-1	0
<b>Titans</b>	<b>486</b>	<b>1623</b>	<b>3.3</b>	<b>28</b>	<b>11</b>
<b>Opponents</b>	<b>342</b>	<b>1295</b>	<b>3.8</b>	<b>42</b>	<b>10</b>

RECEIVING	No	Yds	Avg	Lg	TD
Mason	95	1303	13.7	50t	8
McCareins	47	813	17.3	73	7
Kinney	41	381	9.3	28	3
Bennett	32	504	15.8	48	4
George	22	163	7.4	22	0
Holcombe	19	121	6.4	11	1
Calico	18	297	16.5	45	4
Wycheck	17	165	9.7	25	2
Meier	13	159	12.2	27	0
Brown	8	61	7.6	11	0
Berlin	1	50	50.0	50t	1
McGarrahan	1	10	10.0	10	0
McNair	1	4	4.0	4	0
<b>Titans</b>	<b>315</b>	<b>4031</b>	<b>12.8</b>	<b>73</b>	<b>30</b>
<b>Opponents</b>	<b>332</b>	<b>3829</b>	<b>11.5</b>	<b>86t</b>	<b>20</b>

INTERCEPTIONS	No	Yds	Avg	Lg	TD
Rolle	6	141	23.5	52	0
Dyson	4	62	15.5	51t	2
Boiman	2	70	35.0	60t	1
Calmus	2	26	13.0	15	0
Bulluck	2	9	4.5	9	0
Tank Williams	2	0	0.0	0	0
Woolfolk	1	4	4.0	4	0
Beckham	1	0	0.0	0	0
Kearse	1	0	0.0	0	0
<b>Titans</b>	<b>21</b>	<b>312</b>	<b>14.9</b>	<b>60t</b>	<b>3</b>
<b>Opponents</b>	<b>9</b>	<b>264</b>	<b>29.3</b>	<b>95t</b>	<b>3</b>

PUNTING	No	Yds	Avg	Net	TB	In	Lg	B
Henrich	71	3117	43.9	37.8	8	26	58	0
<b>Titans</b>	<b>71</b>	<b>3117</b>	<b>43.9</b>	<b>37.8</b>	<b>8</b>	<b>26</b>	<b>58</b>	<b>0</b>
<b>Opponents</b>	<b>78</b>	<b>3290</b>	<b>42.2</b>	<b>35.9</b>	<b>3</b>	<b>24</b>	<b>65</b>	<b>0</b>

PUNT RETURNS	No	FC	Yds	Avg	Lg	TD
McCareins	29	17	330	11.4	58t	1
Mason	8	5	99	12.4	21	0
<b>Titans</b>	<b>37</b>	<b>22</b>	<b>429</b>	<b>11.6</b>	<b>58t</b>	<b>1</b>
<b>Opponents</b>	<b>30</b>	<b>13</b>	<b>276</b>	<b>9.2</b>	<b>59t</b>	<b>1</b>

KICKOFF RETURNS	No	Yds	Avg	Lg	TD
Schifino	35	703	20.1	39	0
McCareins	13	256	19.7	25	0
Mason	5	106	21.2	34	0
Jackson	3	77	25.7	31	0
Berlin	4	73	18.3	25	0
Holcombe	4	38	9.5	20	0
Kinney	3	37	12.3	17	0
Meier	1	9	9.0	9	0
<b>Titans</b>	<b>68</b>	<b>1299</b>	<b>19.1</b>	<b>39</b>	<b>0</b>
<b>Opponents</b>	<b>81</b>	<b>1521</b>	<b>18.8</b>	<b>71</b>	<b>0</b>

FIELD GOALS	1-19	20-29	30-39	40-49	50+
Anderson	0/0	5/5	12/12	10/14	0/0
Henrich	0/0	0/0	2/2	2/2	0/1
Nedney	0/0	0/0	0/0	0/0	1/1
<b>Titans</b>	<b>0/0</b>	<b>5/5</b>	<b>14/14</b>	<b>12/16</b>	<b>1/2</b>
<b>Opponents</b>	<b>0/0</b>	<b>11/11</b>	<b>6/9</b>	<b>8/9</b>	<b>1/1</b>

Anderson: ( ) ( ) (22G, 43G) ( ) (43G, 46N, 33G, 37G, 41G) (33G) (40G, 32G, 34G) (43G, 43G, 33G) (35G) (33G, 48N) (44N, 22G) (35G) (40G, 40G) (29G, 39G, 41N) (41G, 26G) (37G, 33G, 43G, 23G)  
 Henrich: (49G, 34G, 33G) ( ) ( ) ( ) (48G) ( ) ( ) ( ) ( ) ( ) (52N) ( ) ( ) ( ) ( )  
 Nedney: (50G) ( ) ( ) ( ) ( ) ( ) ( ) ( ) ( ) ( ) ( ) ( ) ( ) ( )  
 Opponents: (47G, 47G) (29G, 41G, 23G, 48G) (31G) (26G, 23G, 30N) (34N, 39N, 48G) (29G) (53G) (49G) ( ) (44N, 39G) (40G) (27G) (21G, 35G, 36G, 23G, 26G) (27G, 32G) (49G) (27G, 33G)

**SACKS**  
 Kearse 9.5, Carter 5.5, Smith 4.5, Thomas 4.0, Bulluck 3.0, Hall 3.0, Haynesworth 2.5, Boiman 1.5, Calmus 1.0, Long 1.0, McGarrahan 1.0, Schulters 1.0, Tank Williams 0.5.  
**Titans 38.0, Opponents 25.0**

**TACKLES (Solo-Assists-Total)**  
 Bulluck (110-61-171), Sirmon (76-65-141), Schulters (68-21-89), Tank Williams (58-23-81), Carter (49-30-79), Smith (36-37-73), Kearse (40-27-67), Hall (42-24-66), Dyson (54-10-64), Calmus (34-27-61), Boiman (26-29-55), Haynesworth (25-24-49), Kassell

(23-18-41), Rolle (23-6-29), McGarrahan (20-7-27), Thomas (16-11-27), Atkins (11-9-20), Woolfolk (15-4-19), Beckham (16-1-17), Thompson (5-2-7), Echols (3-1-4), Long (2-0-2), Wells (1-0-1), Kramer (0-0-0), Nickey (0-0-0)  
**Team Totals: 753-437-1,190**

**USUAL STARTING LINEUP**

**OFFENSE**

**WR** Derrick Mason (85)  
**TE** Erron Kinney (88)  
**LT** Brad Hopkins (72)  
**LG** Zach Piller (69)  
**C** Justin Hartwig (77)  
**RG** Benji Olson (75)  
**RT** Fred Miller (71)  
**TE** Frank Wycheck (89)  
**WR** Drew Bennett (83)  
**WR** Justin McCareins (86)  
**QB** Steve McNair (9)  
**RB** Eddie George (27)

**DEFENSE**

**LE** Kevin Carter (93)  
**LT** Robaire Smith (98)  
**RT** Albert Haynesworth (92)  
**RE** Jevon Kearse (90)  
**LLB** Peter Sirmon (59)  
**MLB** Rocky Calmus (54)  
**RLB** Keith Bulluck (53)  
**LCB** Andre Dyson (22)  
**RCB** Samari Rolle (21)  
**SS** Tank Williams (25)  
**FS** Lance Schulters (31)

**SPECIALISTS**

**K** Gary Anderson (1)  
**P** Craig Hentrich (15)

**NFL Co-MVP:** Steve McNair  
**Pro Bowl**  
**All-Pro**

**GM:** Floyd Reese; **Head Coach:** Jeff Fisher  
**Asst. Coaches:** Mike Heimerdinger (off. coord.), Jim Schwartz (def. coord.), George Henshaw (asst. head coach/off.), Gunther Cunningham (asst. head coach defense/LB), Chuck Cecil (def. asst.), Ned James (off. asst.), Craig Johnson (QB), Alan Lowry (ST), Mike Munchak (OL), Sherman Smith (RB), Steve Walters (WR), Jim Washburn (DL), Steve Watterson (strength & rehab.), Everett Withers (DB)

AMERICAN FOOTBALL CONFERENCE STANDINGS				
<b>AFC EAST</b>	<b>W</b>	<b>L</b>	<b>T</b>	<b>Pct</b>
New England	14	2	0	.875
Miami	10	6	0	.625
Buffalo	6	10	0	.375
N.Y. Jets	6	10	0	.375
<b>AFC NORTH</b>	<b>W</b>	<b>L</b>	<b>T</b>	<b>Pct</b>
Baltimore	10	6	0	.625
Cincinnati	8	8	0	.500
Pittsburgh	6			

## 2022 SEASON (II-5 REGULAR SEASON, I-1 PLAYOFFS) • 1ST PLACE AFC SOUTH

DATE	OPPONENT	SCORE	W/L	ATT
Sep. 8	PHILADELPHIA	27-24	W	68,804
Sep. 15	at Dallas	13-21	L	62,527
Sep. 22	CLEVELAND	28-31*	L	68,804
Sep. 29	at Oakland	25-52	L	58,719
Oct. 6	WASHINGTON	14-31	L	68,804
Oct. 13	JACKSONVILLE	23-14	W	68,804
Oct. 20	BYE			
Oct. 27	at Cincinnati	30-24	W	52,822
Nov. 3	at Indianapolis	23-15	W	56,752
Nov. 10	HOUSTON	17-10	W	68,804
Nov. 17	PITTSBURGH	31-23	W	68,804
Nov. 24	at Baltimore	12-13	L	69,365
Dec. 1	at N.Y. Giants	32-29*	W	78,640
Dec. 8	INDIANAPOLIS	27-17	W	68,804
Dec. 16	NEW ENGLAND	24-7	W	68,809
Dec. 22	at Jacksonville	28-10	W	51,033
Dec. 29	at Houston	13-3	W	70,694
Jan. 11	PITTSBURGH	34-31*	W	68,809
Jan. 19	at Oakland	24-41	L	62,544

\* Overtime

	TITANS	OPP
<b>Total First Downs</b>	<b>312</b>	<b>297</b>
Rushing	112	75
Passing	182	197
Penalty	18	25
3rd Down: Made/Att	94/216	76/202
3rd Down Pct.	43.5	37.6
4th Down: Made/Att	9/16	9/18
4th Down Pct.	56.3	50.0
<b>Possession Avg.</b>	<b>32:47</b>	<b>27:13</b>
<b>Total Net Yards</b>	<b>5272</b>	<b>4964</b>
Avg. Per Game	329.5	310.3
Total Plays	1032	974
Avg. Per Play	5.1	5.1
<b>Net Yards Rushing</b>	<b>1952</b>	<b>1424</b>
Avg. Per Game	122.0	89.0
Total Rushes	511	372
Avg. Per Play	3.8	3.8
<b>Net Yards Passing</b>	<b>3320</b>	<b>3540</b>
Avg. Per Game	207.5	221.3
Sacked/Yards Lost	21/121	40/213
Gross Yards	3441	3753
Att./Comp.	500/306	562/339
Completion Pct.	61.2	60.3
Had Intercepted	15	18
<b>Punts/Average</b>	<b>66/41.3</b>	<b>77/41.6</b>
<b>Net Punting Avg.</b>	<b>66/33.9</b>	<b>77/36.2</b>
<b>Penalties/Yards</b>	<b>112/891</b>	<b>99/853</b>
<b>Fumbles/Ball Lost</b>	<b>20/10</b>	<b>22/11</b>
<b>Touchdowns</b>	<b>42</b>	<b>40</b>
Rushing	16	7
Passing	22	27
Returns	4	6

BY PERIODS	1	2	3	4	OT	PTS
Titans	76	127	67	94	3	367
Opponents	72	71	68	110	3	324

SCORING	TD	RU	PA	RT	PAT	FG	S	TP
Nedney	0	0	0	0	36/36	25/31	0	111
George	14	12	2	0	0	0	0	86
Mason	5	0	5	0	0	0	0	30
K. Dyson	4	0	4	0	0	0	0	24
Simon	4	1	3	0	0	0	0	24
McNair	3	3	0	0	0	0	0	20
Bennett	2	0	2	0	0	0	0	12
McCaireins	2	0	2	0	0	0	0	12
Wycheck	2	0	2	0	0	0	0	12
Bulluck	1	0	0	1	0	0	0	6
Coady	1	0	0	1	0	0	0	6
A. Dyson	1	0	0	1	0	0	0	6
Green	1	0	1	0	0	0	0	6
Meier	1	0	1	0	0	0	0	6
Simon	1	0	0	1	0	0	0	6
<b>Titans</b>	<b>42</b>	<b>16</b>	<b>22</b>	<b>4</b>	<b>36/36</b>	<b>25/31</b>	<b>0</b>	<b>367</b>
<b>Opponents</b>	<b>40</b>	<b>7</b>	<b>27</b>	<b>6</b>	<b>36/36</b>	<b>14/21</b>	<b>0</b>	<b>324</b>

2-Pt Conversions: George, McNair, Titans 2-6, Opponents 3-4

RUSHING	No	Yds	Avg	Lg	TD
George	343	1165	3.4	35	12
McNair	82	440	5.4	26	3
Holcombe	47	242	5.1	39	0
Green	21	71	3.4	12	0
McCaireins	2	18	9.0	16	0
Simon	9	18	2.0	13	1
Hentrich	1	5	5.0	5	0

PASSING	Att	Cmp	Pct	Yards	Yds/Att	TD	Int	Lg	Sk/Yds	Rating
McNair	492	301	61.2	3387	6.88	22	15	55	21/121	84.0
O'Donnell	5	3	60.0	24	4.80	0	0	0	0/0	72.1
Wycheck	2	1	50.0	13	6.50	0	0	13	0/0	70.8
Hentrich	1	1	100.0	17	17.0	0	0	17	0/0	118.8
<b>Titans</b>	<b>500</b>	<b>306</b>	<b>61.2</b>	<b>3441</b>	<b>6.88</b>	<b>22</b>	<b>15</b>	<b>55</b>	<b>21/121</b>	<b>83.9</b>
<b>Opponents</b>	<b>562</b>	<b>339</b>	<b>60.3</b>	<b>3753</b>	<b>6.68</b>	<b>27</b>	<b>18</b>	<b>75</b>	<b>40/213</b>	<b>82.8</b>

Comella	1	0	0.0	0	0
O'Donnell	3	-3	-1.0	-1	0
K. Dyson	2	-4	-2.0	5	0
<b>Titans</b>	<b>511</b>	<b>1952</b>	<b>3.8</b>	<b>39</b>	<b>16</b>
<b>Opponents</b>	<b>372</b>	<b>1424</b>	<b>3.8</b>	<b>42</b>	<b>7</b>

RECEIVING	No	Yds	Avg	Lg	TD
Mason	79	1012	12.8	40	5
K. Dyson	41	460	11.2	40	4
Wycheck	40	346	8.7	19	2
George	36	255	7.1	14t	2
Bennett	33	478	14.5	53	2
McCaireins	19	301	15.8	55	2
Simon	16	167	10.4	42t	3
Kinney	13	173	13.3	31	0
Holcombe	10	91	9.1	18	0
Comella	10	70	7.0	17	0
Green	7	57	8.1	21	1
Meier	1	17	17.0	17t	1
Berlin	1	14	14.0	14	0
<b>Titans</b>	<b>306</b>	<b>3441</b>	<b>11.2</b>	<b>55</b>	<b>22</b>
<b>Opponents</b>	<b>339</b>	<b>3753</b>	<b>11.1</b>	<b>75</b>	<b>27</b>

INTERCEPTIONS	No	Yds	Avg	Lg	TD
Schulters	6	56	9.3	28	0
Simon	3	88	29.3	32t	1
A. Dyson	3	27	9.0	16t	1
Rolle	2	0	0.0	0	0
Coady	1	24	24.0	24t	1
Bulluck	1	5	5.0	5	0
Williams	1	0	0.0	0	0
Mitchell	1	-2	-2.0	-2	0
<b>Titans</b>	<b>18</b>	<b>198</b>	<b>11.0</b>	<b>32t</b>	<b>3</b>
<b>Opponents</b>	<b>15</b>	<b>179</b>	<b>11.9</b>	<b>82t</b>	<b>2</b>

PUNTING	No	Yds	Avg	Net	TB	In	Lg	B
Hentrich	65	2725	41.9	33.9	5	28	56	1
<b>Titans</b>	<b>66</b>	<b>2725</b>	<b>41.3</b>	<b>33.9</b>	<b>5</b>	<b>28</b>	<b>56</b>	<b>1</b>
<b>Opponents</b>	<b>77</b>	<b>3202</b>	<b>41.6</b>	<b>36.2</b>	<b>10</b>	<b>22</b>	<b>61</b>	<b>1</b>

PUNT RETURNS	No	FC	Yds	Avg	Lg	TD
Simon	13	6	113	8.7	30	0
Mason	9	12	60	6.7	21	0
McCaireins	6	4	44	7.3	16	0
<b>Titans</b>	<b>28</b>	<b>22</b>	<b>217</b>	<b>7.8</b>	<b>30</b>	<b>0</b>
<b>Opponents</b>	<b>28</b>	<b>19</b>	<b>390</b>	<b>13.9</b>	<b>83t</b>	<b>3</b>

KICKOFF RETURNS	No	Yds	Avg	Lg	TD
Simon	20	371	18.6	29	0
Berlin	13	260	20.0	32	0
McCaireins	13	300	23.1	48	0
Kinney	3	41	13.7	25	0
Green	1	10	10.0	10	0
<b>Titans</b>	<b>50</b>	<b>982</b>	<b>19.6</b>	<b>48</b>	<b>0</b>
<b>Opponents</b>	<b>74</b>	<b>1482</b>	<b>20.0</b>	<b>54</b>	<b>0</b>

FIELD GOALS	1-19	20-29	30-39	40-49	50+
Nedney	0/0	9/9	10/12	5/8	1/2
<b>Titans</b>	<b>0/0</b>	<b>9/9</b>	<b>10/12</b>	<b>5/8</b>	<b>1/2</b>
<b>Opponents</b>	<b>1/2</b>	<b>3/3</b>	<b>5/7</b>	<b>4/6</b>	<b>1/3</b>

**Nedney:** (33G, 47G) (37G, 53G) ( ) ( ) ( ) (40G, 26G, 33G, 32N) (33G, 28G, 46G) (28G, 34G, 39G) (49N, 24G) (39N, 43G) (32G, 37G, 40G, 21G) (54N, 38G) (35G, 29G) (45N, 28G) (46N) (28G, 26G)

**Opponents:** (30G) ( ) (52N, 33G) (28G) (31G) ( ) (44G) (46N) (51G) (31N, 37N) (26G, 43G) (38G, 36G, 19G) (44G, 44N) ( ) (24G) (50N, 19N, 42G)

**SACKS**  
 Carter 10.0, C. Hall 8.0, Ford 3.5, Smith 2.5, Kearsse 2.0, Schulters 2.0, Simon 2.0, Thornton 2.0, Williams 2.0, Bulluck 1.0, A. Dyson 1.0, Godfrey 1.0, Haynesworth 1.0, J. Thomas 1.0  
**Titans 40.0, Opponents 21.0**

**TACKLES (Solo-Assists-Total)**  
 Bulluck (116-64-180), Simon (83-47-130), Schulters (75-19-94), Smith (41-32-73), Carter (42-29-71), Hall (43-27-70), Williams (55-14-69), A. Dyson (54-7-61), Haynesworth (31-24-55), Mitchell (40-11-51), Ford (24-21-45), Rolle (37-7-44), Godfrey (27-17-44), Thornton (21-23-44), Chamberlin (14-13-27), Echols (13-6-19), Thomas (11-5-16), Calmus (9-4-13), Aldridge (8-5-13), Coady (10-2-12), Kearsse (6-5-11), Morris (7-2-9), Boiman (1-5-6), Beckham (1-0-1), Kassell (0-1-1)  
**Team Totals: 769-390-1159**

### USUAL STARTING LINEUP

**OFFENSE**  
 WR Derrick Mason (85)  
 TE/FB Erron Kinney (88)/Greg Comella (33)  
 LT Brad Hopkins (72)  
 LG Zach Piller (69)  
 C Gennaro DiNapoli (64)  
 RG Benji Olson (75)  
 RT Fred Miller (71)  
 TE Frank Wycheck (89)  
 WR Kevin Dyson (87)  
 QB Steve McNair (9)  
 RB Eddie George (27)

**DEFENSE**  
 LE Kevin Carter (93)  
 LT John Thornton (78)  
 RT Henry Ford (92)  
 RE Carlos Hall (97)  
 LLB Peter Sirmon (59)  
 MLB Randall Godfrey (56)  
 RLB Keith Bulluck (53)  
 LCB Andre Dyson (22)  
 RCB Samari Rolle (21)  
 SS Tank Williams (25)  
 FS Lance Schulters (31)

**SPECIALISTS**  
 K Joe Nedney (6)  
 P Craig Hentrich (15)

**Pro Bowl**  
 All-Pro

**GM:** Floyd Reese; **Head Coach:** Jeff Fisher  
**Asst. Coaches:** Mike Heimerdinger (off. coord.), Jim Schwartz (def. coord.), George Henshaw (asst. head coach/off.), Gunther Cunningham (asst. head coach defense/LB), Chuck Cecil (def. asst.), Ned James (off. asst.), Craig Johnson (QB), Alan Lowry (ST), Mike Munchak (OL), Sherman Smith (RB), Steve Walters (WR), Jim Washburn (DL), Steve Watterson (strength & rehab.), Everett Withers (DB)

### AMERICAN FOOTBALL CONFERENCE STANDINGS

AFC EAST	W	L	T	Pct
N.Y. Jets	9	7	0	.562
New England	9	7	0	.562
Miami	9	7	0	.562
Buffalo	8	8	0	.500
AFC NORTH	W	L	T	Pct
Pittsburgh	10	5	1	.656
* Cleveland	9	7	0	.562
Baltimore	7	9	0	.438
Cincinnati	2	14	0	.125
AFC SOUTH	W	L	T	Pct
<b>Tennessee</b>	<b>11</b>	<b>5</b>	<b>0</b>	<b>.688</b>
* Indianapolis	10	6	0	.625
Jacksonville	6	10	0	.375
Houston	4	12	0	.250
AFC WEST	W	L	T	Pct
Oakland	11	5	0	.688
Denver	9	7	0	.562
San Diego	8	8	0	.500
Kansas City	8	8	0	.500

### NATIONAL FOOTBALL CONFERENCE STANDINGS

NFC EAST	W	L
----------	---	---

# 2001 SEASON (7-9 REGULAR SEASON, 0-0 PLAYOFFS) • 3RD PLACE AFC CENTRAL (TIED)

DATE	OPPONENT	SCORE	W/L	ATT
Sep. 9	MIAMI	23-31	L	68,798
Sep. 23	at Jacksonville	6-13	L	65,994
Sep. 30	BYE			
Oct. 7	at Baltimore	7-26	L	69,494
Oct. 14	TAMPA BAY	31-28*	W	68,798
Oct. 21	at Detroit	27-24	W	76,940
Oct. 29	at Pittsburgh	7-34	L	63,763
Nov. 4	JACKSONVILLE	28-24	W	68,798
Nov. 12	BALTIMORE	10-16	L	68,798
Nov. 18	at Cincinnati	20-7	W	63,865
Nov. 25	PITTSBURGH	24-34	L	68,801
Dec. 2	at Cleveland	31-15	W	72,818
Dec. 9	at Minnesota	24-42	L	64,271
Dec. 16	GREEN BAY	26-20	W	68,804
Dec. 22	at Oakland	13-10	W	61,934
Dec. 30	CLEVELAND	38-41	L	68,798
Jan. 6	CINCINNATI	21-23	L	68,798

\* Overtime

	TITANS	OPP
<b>Total First Downs</b>	<b>288</b>	<b>300</b>
Rushing	87	79
Passing	179	192
Penalty	22	29
3rd Down: Made/Att	98/233	74/212
3rd Down Pct.	42.1	34.9
4th Down: Made/Att	2/15	7/14
4th Down Pct.	13.3	50.0
<b>Possession Avg.</b>	<b>31:29</b>	<b>28:31</b>
<b>Total Net Yards</b>	<b>5352</b>	<b>5515</b>
Avg. Per Game	334.5	344.7
Total Plays	1026	996
Avg. Per Play	5.2	5.5
<b>Net Yards Rushing</b>	<b>1794</b>	<b>1431</b>
Avg. Per Game	112.1	89.4
Total Rushes	468	405
Avg. Per Play	3.8	3.5
<b>Net Yards Passing</b>	<b>3558</b>	<b>4084</b>
Avg. Per Game	222.4	255.3
Sacked/Yards Lost	43/309	32/175
Gross Yards	3867	4259
Att./Comp.	515/307	559/328
Completion Pct.	59.6	58.7
Had Intercepted	17	13
<b>Punts/Average</b>	<b>85/42.0</b>	<b>82/41.3</b>
<b>Net Punting Avg.</b>	<b>85/37.0</b>	<b>82/35.7</b>
<b>Penalties/Yards</b>	<b>119/1025</b>	<b>88/832</b>
<b>Fumbles/Ball Lost</b>	<b>18/11</b>	<b>21/11</b>
<b>Touchdowns</b>	<b>39</b>	<b>46</b>
Rushing	12	17
Passing	23	27
Returns	4	2

BY PERIODS	1	2	3	4	OT	PTS
<b>Titans</b>	<b>84</b>	<b>73</b>	<b>90</b>	<b>86</b>	<b>3</b>	<b>336</b>
<b>Opponents</b>	<b>61</b>	<b>127</b>	<b>74</b>	<b>126</b>	<b>0</b>	<b>388</b>

SCORING	TD	RU	PA	RT	PAT	FG	S	TP
Nedney	0	0	0	0	34/35	20/28	0	94
Mason	10	0	9	1			0	62
K. Dyson	7	0	7	0			0	44
George	5	5	0	0			0	30
McNair	5	5	0	0			0	30
Wycheck	4	0	4	0			0	24
Green	2	1	1	0			0	12
Mitchell	2	0	0	2			0	12
Bennett	1	0	1	0			0	8
Hicks	1	1	0	0			0	6
Kinney	1	0	1	0			0	6
Myers	1	0	0	1			0	6
Fisk	0	0	0	0			1	2
<b>Titans</b>	<b>38</b>	<b>12</b>	<b>23</b>	<b>4</b>	<b>34/35</b>	<b>20/28</b>	<b>1</b>	<b>336</b>
<b>Opponents</b>	<b>46</b>	<b>17</b>	<b>27</b>	<b>2</b>	<b>44/44</b>	<b>22/29</b>	<b>0</b>	<b>388</b>

**2-Pt Conversions:** Mason, K. Dyson, Bennett, Titans 3-4, Opponents 1-2

RUSHING	No	Yds	Avg	Lg	TD
George	315	939	3.0	27	5
McNair	75	414	5.5	24	5
Hicks	56	341	6.1	51	1
Green	15	71	4.7	21	1
O'Donnell	6	28	4.7	15	0
Wycheck	1	1	1.0	1	0
<b>Titans</b>	<b>468</b>	<b>1794</b>	<b>3.8</b>	<b>51</b>	<b>12</b>
<b>Opponents</b>	<b>405</b>	<b>1431</b>	<b>3.5</b>	<b>48t</b>	<b>17</b>

PASSING	Att	Cmp	Pct	Yards	Yds/Att	TD	Int	Lg	Sk/Yds	Rating
McNair	431	264	61.3	3350	7.77	21	12	71t	37/251	90.2
O'Donnell	76	42	55.3	496	6.53	2	2	35t	6/58	73.1
Volek	3	0	0.0	0	0.00	0	0	0	0/0	39.6
Green	2	0	0.0	0	0.00	0	2	0	0/0	0.0
Hentrich	2	0	0.0	0	0.00	0	1	0	0/0	0.0
Wycheck	1	1	100.0	21	21.00	0	0	21	0/0	118.8
<b>Titans</b>	<b>515</b>	<b>307</b>	<b>59.6</b>	<b>3867</b>	<b>7.51</b>	<b>23</b>	<b>17</b>	<b>71t</b>	<b>43/309</b>	<b>84.2</b>
<b>Opponents</b>	<b>559</b>	<b>328</b>	<b>58.7</b>	<b>4259</b>	<b>7.62</b>	<b>27</b>	<b>13</b>	<b>78</b>	<b>32/175</b>	<b>89.1</b>

RECEIVING	No	Yds	Avg	Lg	TD
Mason	73	1128	15.5	71t	9
Wycheck	60	672	11.2	30	4
K. Dyson	54	825	15.3	68t	7
George	37	279	7.5	25	0
Kinney	25	263	10.5	24	1
Bennett	24	329	13.7	50	1
Green	12	64	5.3	10	1
Sanders	5	74	14.8	22	0
Hicks	5	22	4.4	9	0
McCareins	3	88	29.3	36	0
Meier	3	31	10.3	18	0
Natkin	2	42	21.0	27	0
Berlin	2	28	14.0	19	0
Coleman	1	19	19.0	19	0
Ours	1	3	3.0	3	0
<b>Titans</b>	<b>307</b>	<b>3867</b>	<b>12.6</b>	<b>71t</b>	<b>23</b>
<b>Opponents</b>	<b>328</b>	<b>4259</b>	<b>13.0</b>	<b>78</b>	<b>27</b>

INTERCEPTIONS	No	Yds	Avg	Lg	TD
A. Dyson	3	36	12.0	36	0
Rolle	3	3	1.0	3	0
Bulluck	2	21	10.5	21	0
Robinson	2	13	6.5	13	0
Godfrey	1	5	5.0	5	0
Booker	1	0	0.0	0	0
Favors	1	0	0.0	0	0
<b>Titans</b>	<b>13</b>	<b>78</b>	<b>6.0</b>	<b>36</b>	<b>0</b>
<b>Opponents</b>	<b>17</b>	<b>163</b>	<b>9.6</b>	<b>45t</b>	<b>2</b>

PUNTING	No	Yds	Avg	Net	TB	In	Lg	B
Hentrich	85	3567	42.0	37.0	8	28	70	0
<b>Titans</b>	<b>85</b>	<b>3567</b>	<b>42.0</b>	<b>37.0</b>	<b>8</b>	<b>28</b>	<b>70</b>	<b>0</b>
<b>Opponents</b>	<b>82</b>	<b>3388</b>	<b>41.3</b>	<b>35.7</b>	<b>9</b>	<b>25</b>	<b>58</b>	<b>1</b>

PUNT RETURNS	No	FC	Yds	Avg	Lg	TD
Mason	20	19	128	6.4	20	0
J. Walker	14	4	125	8.9	36	0
McCareins	2	0	29	14.5	18	0
<b>Titans</b>	<b>36</b>	<b>23</b>	<b>282</b>	<b>7.8</b>	<b>36</b>	<b>0</b>
<b>Opponents</b>	<b>36</b>	<b>20</b>	<b>264</b>	<b>7.3</b>	<b>31</b>	<b>0</b>

KICKOFF RETURNS	No	Yds	Avg	Lg	TD
Mason	34	748	22.0	101t	1
Berlin	13	253	19.5	32	0
Coleman	11	251	22.8	34	0
McCareins	4	70	17.5	21	0
J. Walker	3	33	11.0	19	0
Green	2	20	10.0	12	0
Bennett	1	11	11.0	11	0
Kinney	1	13	13.0	13	0
Long	1	10	10.0	10	0
Rolle	1	3	3.0	3	0
<b>Titans</b>	<b>71</b>	<b>1413</b>	<b>19.9</b>	<b>101t</b>	<b>1</b>
<b>Opponents</b>	<b>57</b>	<b>1418</b>	<b>24.9</b>	<b>81</b>	<b>0</b>

FIELD GOALS	1-19	20-29	30-39	40-49	50+
Nedney	0/0	6/6	5/5	8/15	1/2
<b>Titans</b>	<b>0/0</b>	<b>6/6</b>	<b>5/5</b>	<b>8/15</b>	<b>1/2</b>
<b>Opponents</b>	<b>0/0</b>	<b>4/4</b>	<b>15/17</b>	<b>2/7</b>	<b>1/1</b>

**Nedney:** (51G) (47N, 22G, 43G) (46N) (44G, 45G, 47N, 49G) (38G, 4G, 30G, 46G) (48N) (51N, 46G) (48N, 27G) (41G, 37G) (49G) (29G) (37G) (44N, 24G) (22G, 21G) (31G) ( ) ( )

**Opponents:** (37G) (35G, 37N, 39G) (26G, 25G) ( ) (40B, 23G) (48N, 42G, 27G) (38G) (31G, 33G, 30G) ( ) (39G, 47N, 37G) ( ) ( ) (33G, 54G) (40N, 35G, 33N, 42N) (30G, 44G) (30G, 33G, 34G)

**SACKS**  
 Kearse 10.0, Evans 5.5, Fisk 2.5, Carter 2.0, Rolle 2.0, Smith 2.0, Favors 1.5, Morris 1.5, Bulluck 1.0, Chamberlin 1.0, Ford 1.0, Godfrey 1.0, Robinson 1.0  
**Titans 32.0, Opponents 43.0**

**TACKLES (Solo-Assists-Total)**  
 Godfrey (79-32-111), Robinson (58-43-101) Phenix (63-24-87), Evans (53-24-77), Fisk (38-30-68), Kearse (39-25-64), Bulluck (35-29-64), Carter (39-22-61), Favors (34-27-61), A. Dyson (52-6-58), Rolle (52-4-56), Morris (34-12-46), Ford (24-20-44), Jenkins (12-3-15), Porter (26-5-31), Bishop (22-5-27), Mitchell (22-3-25), Salave'a (6-12-18), J. Walker (8-9-17), Smith (8-8-16), Chamberlin (12-3-15), Booker (6-2-8), Myers (2-2-4), Thomas (2-1-3), Green (1-0-1)  
**Team Totals: 751-352-1103**

### USUAL STARTING LINEUP

**OFFENSE**

- WR Derrick Mason (85)
- TE/FB Erron Kinney (88)
- LT Brad Hopkins (72)
- LG Zach Piller (69)
- C Bruce Matthews (74)**
- RG Benji Olson (75)
- RT Fred Miller (71)
- TE Frank Wycheck (89)
- WR Kevin Dyson (87)
- QB Steve McNair (9)
- RB Eddie George (27)

**DEFENSE**

- LE Kevin Carter (93)
- LT Josh Evans (91)
- RT Jason Fisk (97)
- RE Jevon Kearse (90)**
- LLB Greg Favors (51)
- MLB Randall Godfrey (56)
- RLB Eddie Robinson (55)
- LCB Andre Dyson (22)
- RCB Samari Rolle (21)
- SS Aric Morris (28)
- FS Perry Phenix (35)

**SPECIALISTS**

- K Joe Nedney (6)
- P Craig Hentrich (15)

**Pro Bowl**

All-Pro

**GM:** Floyd Reese; **Head Coach:** Jeff Fisher  
**Asst. Coaches:** Mike Heimerdinger (off. coord.), Jim Schwartz (def. coord.), George Henshaw (asst. head coach/off.), Gunther Cunningham (asst. head coach defense/LB), Chuck Cecil (def. asst.), Craig Johnson (off. asst.), Alan Lowry (ST), Mike Munchak (OL), Sherman Smith (RB), Steve Walters (WR), Jim Washburn (DL), Steve Watterson (strength & rehab.), Everett Withers (DB)

### AMERICAN FOOTBALL CONFERENCE STANDINGS

AFC EAST	W	L	T	Pct
New England	11	5	0	.688
* Miami	11	5	0	.688
* N.Y. Jets	10	6	0	.625
Indianapolis	6	10	0	.375
Buffalo	3	13	0	.188
AFC CENTRAL	W	L	T	Pct
Pittsburgh	13	3	0	.812
* Baltimore	10	6	0	.625
Cleveland	7	9	0	.438
<b>Tennessee</b>	<b>7</b>	<b>9</b>	<b>0</b>	<b>.438</b>
Jacksonville	6	10	0	.375
Cincinnati	6	10	0	.375
AFC WEST	W	L	T	Pct
Oakland	10	6	0	.625
Seattle	9	7	0	.562
Denver	8	8	0	.500
Kansas City	6	10	0	.375
San Diego	5	11	0	.312



# 2000 SEASON (13-3 REGULAR SEASON, 0-1 PLAYOFFS) • 1ST PLACE AFC CENTRAL

DATE	OPPONENT	SCORE	W/L	ATT
Sep. 3	at Buffalo	13-16	L	77,492
Sep. 10	KANSAS CITY	17-14*	W	68,203
Sep. 17	BYE			
Sep. 24	at Pittsburgh	23-20	W	51,769
Oct. 1	NY GIANTS	28-14	W	68,341
Oct. 8	at Cincinnati	23-14	W	63,406
Oct. 16	JACKSONVILLE	27-13	W	68,498
Oct. 22	at Baltimore	14-6	W	69,200
Oct. 30	at Washington	27-21	W	83,472
Nov. 5	PITTSBURGH	9-7	W	68,498
Nov. 12	BALTIMORE	23-24	L	68,490
Nov. 19	CLEVELAND	24-10	W	68,498
Nov. 26	at Jacksonville	13-16	L	65,454
Dec. 3	at Philadelphia	15-13	W	65,639
Dec. 10	CINCINNATI	35-3	W	68,498
Dec. 17	at Cleveland	24-0	W	72,318
Dec. 25	DALLAS	31-0	W	68,498
Jan. 7	BALTIMORE	10-24	L	68,527

\* Overtime

	TITANS	OPP
<b>Total First Downs</b>	<b>299</b>	<b>215</b>
Rushing	107	62
Passing	167	134
Penalty	25	19
<b>3rd Down: Made/Att</b>	<b>97/228</b>	<b>68/221</b>
3rd Down Pct.	42.5	30.8
4th Down: Made/Att	4/11	1/12
4th Down Pct.	36.4	8.3
<b>Possession Avg.</b>	<b>33:48</b>	<b>26:12</b>
<b>Total Net Yards</b>	<b>5350</b>	<b>3814</b>
Avg. Per Game	334.4	238.4
Total Plays	1036	908
Avg. Per Play	5.2	4.2
<b>Net Yards Rushing</b>	<b>2085</b>	<b>1390</b>
Avg. Per Game	130.3	86.9
Total Rushes	546	387
<b>Net Yards Passing</b>	<b>3265</b>	<b>2424</b>
Avg. Per Game	204.1	151.5
Sacked/Yards Lost	28/165	55/337
Gross Yards	3430	2761
Att./Comp.	462/286	466/242
Completion Pct.	61.9	51.9
Had Intercepted	16	17
<b>Punts/Average</b>	<b>76/40.8</b>	<b>105/42.7</b>
<b>Net Punting Avg.</b>	<b>76/36.3</b>	<b>105/35.0</b>
<b>Penalties/Yards</b>	<b>107/870</b>	<b>97/778</b>
<b>Fumbles/Ball Lost</b>	<b>24/14</b>	<b>39/13</b>
<b>Touchdowns</b>	<b>38</b>	<b>20</b>
Rushing	14	7
Passing	18	10
Returns	6	3

BY PERIODS	1	2	3	4	OT	PTS
<b>Titans</b>	<b>65</b>	<b>111</b>	<b>75</b>	<b>92</b>	<b>3</b>	<b>346</b>
<b>Opponents</b>	<b>36</b>	<b>50</b>	<b>30</b>	<b>75</b>	<b>0</b>	<b>191</b>

SCORING	TD	RU	PA	RT	PAT	FG	S	TP
Del Greco	0	0	0	0	37/38	27/33	0	118
George	16	14	2	0	0	0	0	96
Mason	6	0	5	1	0	0	0	36
Wycheck	4	0	4	0	0	0	0	24
Neal	2	0	2	0	0	0	0	12
Thigpen	2	0	2	0	0	0	0	12
Bulluck	1	0	0	1	0	0	0	6
K.Dyson	1	0	1	0	0	0	0	6
Ford	1	0	0	1	0	0	0	6
Godfrey	1	0	0	1	0	0	0	6
Kinney	1	0	1	0	0	0	0	6
Phenix	1	0	0	1	0	0	0	6
Rolle	1	0	0	1	0	0	0	6
Thomas	1	0	1	0	0	0	0	6
Henrich	0	0	0	0	0/0	0/1	0	0
<b>Titans</b>	<b>38</b>	<b>14</b>	<b>18</b>	<b>6</b>	<b>37/38</b>	<b>27/34</b>	<b>0</b>	<b>346</b>
<b>Opponents</b>	<b>20</b>	<b>7</b>	<b>10</b>	<b>3</b>	<b>20/20</b>	<b>17/22</b>	<b>0</b>	<b>191</b>

2-Pt Conversions: Titans 0-0, Opponents 0-0

RUSHING	No	Yds	Avg	Lg	TD
George	403	1509	3.7	35t	14
McNair	71	404	5.7	25	0
Thomas	61	175	2.9	20	0
Mason	1	1	1.0	1	0
Neal	1	-2	-2.0	-2	0
O'Donnell	9	-2	-2.2	4	0
<b>Titans</b>	<b>546</b>	<b>2085</b>	<b>3.8</b>	<b>35t</b>	<b>14</b>
<b>Opponents</b>	<b>387</b>	<b>1390</b>	<b>3.6</b>	<b>80t</b>	<b>7</b>

PASSING	Att	Cmp	Pct	Yards	Yds/Att	TD	Int	Lg	Sk/Yds	Rating
McNair	396	248	62.6	2847	7.19	15	13	56t	24/141	83.2
O'Donnell	64	36	56.3	530	8.28	2	3	67	3/23	74.3
Wycheck	2	2	100.0	53	26.50	1	0	30t	0/0	158.3
<b>Titans</b>	<b>462</b>	<b>286</b>	<b>61.9</b>	<b>3430</b>	<b>7.42</b>	<b>18</b>	<b>16</b>	<b>67</b>	<b>28/165</b>	<b>83.2</b>
<b>Opponents</b>	<b>466</b>	<b>242</b>	<b>51.9</b>	<b>2761</b>	<b>5.92</b>	<b>10</b>	<b>17</b>	<b>48</b>	<b>55/337</b>	<b>62.0</b>

RECEIVING	No	Yds	Avg	Lg	TD
Wycheck	70	636	9.1	26	4
Mason	63	895	14.2	34	5
George	50	453	9.1	24	2
Sanders	33	536	16.2	54	0
Kinney	19	197	10.4	19	1
Thigpen	15	289	19.3	56t	2
Pickens	10	242	24.2	67	0
Neal	9	31	3.4	8	2
Thomas	8	35	4.4	9t	1
Dyson	6	104	17.3	30t	1
Roan	3	12	4.0	6	0
<b>Titans</b>	<b>286</b>	<b>3430</b>	<b>12.0</b>	<b>67</b>	<b>18</b>
<b>Opponents</b>	<b>242</b>	<b>2761</b>	<b>11.4</b>	<b>48</b>	<b>10</b>

INTERCEPTIONS	No	Yds	Avg	Lg	TD
Rolle	7	140	20.0	81t	1
Sidney	3	19	6.3	19	0
Godfrey	2	25	12.5	24t	1
D. Walker	2	4	2.0	4	0
Phenix	1	87	87.0	87t	1
Bulluck	1	8	8.0	8t	1
Booker	1	2	2.0	2	0
<b>Titans</b>	<b>17</b>	<b>285</b>	<b>16.8</b>	<b>87t</b>	<b>4</b>
<b>Opponents</b>	<b>16</b>	<b>236</b>	<b>14.8</b>	<b>42t</b>	<b>3</b>

PUNTING	No	Yds	Avg	Net	TB	In	Lg	B
Henrich	76	3101	40.8	36.3	9	33	67	0
<b>Titans</b>	<b>76</b>	<b>3101</b>	<b>40.8</b>	<b>36.3</b>	<b>9</b>	<b>33</b>	<b>67</b>	<b>0</b>
<b>Opponents</b>	<b>105</b>	<b>4484</b>	<b>42.7</b>	<b>35.0</b>	<b>7</b>	<b>30</b>	<b>64</b>	<b>0</b>

PUNT RETURNS	No	FC	Yds	Avg	Lg	TD
Mason	51	17	662	13.0	69t	1
Thigpen	1	1	9	9.0	9	0
D. Walker	1	0	0	0.0	0	0
<b>Titans</b>	<b>53</b>	<b>18</b>	<b>671</b>	<b>12.7</b>	<b>69t</b>	<b>1</b>
<b>Opponents</b>	<b>28</b>	<b>21</b>	<b>160</b>	<b>5.7</b>	<b>20</b>	<b>0</b>

KICKOFF RETURNS	No	Yds	Avg	Lg	TD
Mason	42	1132	27.0	66	0
Coleman	2	54	27.0	27	0
Leach	1	10	10.0	10	0
Neal	1	15	15.0	15	0
Thornton	1	16	16.0	16	0
<b>Titans</b>	<b>47</b>	<b>1227</b>	<b>26.1</b>	<b>66</b>	<b>0</b>
<b>Opponents</b>	<b>76</b>	<b>1587</b>	<b>20.9</b>	<b>38</b>	<b>0</b>

FIELD GOALS	1-19	20-29	30-39	40-49	50+
Del Greco	0/0	13/15	7/8	6/9	1/1
Henrich	0/0	0/0	0/0	0/0	0/1
<b>Titans</b>	<b>0/0</b>	<b>13/15</b>	<b>7/8</b>	<b>6/9</b>	<b>1/2</b>
<b>Opponents</b>	<b>0/0</b>	<b>5/5</b>	<b>6/8</b>	<b>6/7</b>	<b>0/2</b>

**Del Greco:**(38G, 27G) (36G) (24G, 40G, 40G) (46N) (22G, 41G, 33N, 34G) (26G, 44N, 28G) () (46G, 21G) (21G, 24N, 31G, 29G) (23G, 43N) (22G) (30G, 38G, 28N) (26G, 42G, 22G, 44G, 50G) () (33G) (21G)  
**Henrich:** (60N) () () () () () () () () () () () () () () () ()  
**Opponents:** (51N, 42G, 41G, 33G) (36N) (32G, 32G, 50N) () (35B, 46N) (23G, 45G) (21G, 38G) () () (45G) (38G) (27G, 20G, 38G) (23G, 40G) (45G) () ()

**SACKS**  
 Kearse 11.5, Holmes 8.0, Favors 5.5, Robinson 4.0, Salave'a 4.0, Thornton 4.0, Embray 3.5, Godfrey 3.0, Bishop 2.5, Smith 2.5, Fisk 2.0, Ford 2.0, Rolle 1.5, Killens 1.0  
**Titans 55.0, Opponents 28.0**

**TACKLES (Solo-Assists-Total)**  
 Godfrey (97-72-169), Bishop (76-29-105), Robertson (62-30-92), Robinson (59-32-91), Kearse (53-31-84), Fisk (41-35-76), Holmes (44-29-73), Favors (37-24-61), Thornton (27-28-55), Ford (28-19-47), Salave'a (22-21-43), Walker (40-3-43), Rolle (27-15-42), Phenix (20-5-25), Sidney (15-6-21), Bulluck (13-8-21), Booker (11-9-20), Embray (7-9-16), Myers (8-3-11), McCullough (6-2-8), Smith (4-2-6), Chamberlin (0-2-2), Killens (2-0-2), Morris (0-1-1)  
**Team Totals: 693-416-1109**

### USUAL STARTING LINEUP

**OFFENSE**

**WR Derrick Mason (85)**  
**LT Brad Hopkins (72)**  
**LG Bruce Matthews (74)**  
 C Kevin Long (60)  
 RG Benji Olson (75)  
 RT Fred Miller (71)  
**TE Frank Wycheck (89)**  
 WR Chris Sanders (81)  
**QB Steve McNair (9)**  
**RB Eddie George (27)**  
 FB Lorenzo Neal (41)

**DEFENSE**

**LE Jevon Kearse (90)**  
 LT John Thornton (78)  
 RT Jason Fisk (97)  
 RE Kenny Holmes (99)  
 LLB Greg Favors (51)  
 MLB Randall Godfrey (56)  
 RLB Eddie Robinson (55)  
 LCB Denard Walker (25)  
**RCB Samari Rolle (21)**  
**SS Blaine Bishop (23)**  
 FS Marcus Robertson (31)

**SPECIALISTS**

K Al Del Greco (3)  
 P Craig Henrich (15)

**Pro Bowl**  
 All-Pro

**GM:** Floyd Reese; **Head Coach:** Jeff Fisher  
**Asst. Coaches:** Mike Heimerdinger (off. coord.), Gregg Williams (def. coord.), George Henshaw (asst. head coach/off.), Jerry Gray (DB), Craig Johnson (off. asst.), Alan Lowry (ST), Mike Munchak (OL), Jim Schwartz (LB), Sherman Smith (RB), Ronnie Vinkler (def. asst.), Steve Walters (WR), Jim Washburn (DL), Steve Watterson (strength & rehab.)

### AMERICAN FOOTBALL CONFERENCE STANDINGS

AFC EAST	W	L	T	Pct
Miami	11	5	0	.688
* Indianapolis	10	6	0	.625
N.Y. Jets	9	7	0	.563
Buffalo	8	8	0	.500
New England	5	11	0	.313
AFC CENTRAL	W	L	T	Pct
<b>Tennessee</b>	<b>13</b>	<b>3</b>	<b>0</b>	<b>.813</b>
* Baltimore	12	4	0	.750
Pittsburgh	9	7	0	.563
Jacksonville	7	9	0	.438
Cincinnati	4	12	0	.250
Cleveland	3	13	0	.188
AFC WEST	W	L	T	Pct
Oakland	12	4	0	.750
* Denver	11	5	0	.688
Kansas City	7	9	0	.438
Seattle	6	10	0	.375
San Diego	1	15	0	.063

### NATIONAL FOOTBALL CONFERENCE STANDINGS

NFC EAST	W	L	T	Pct
N.Y. Giants	12	4	0	.750
* Philadelphia	11	5	0	.688
Washington	8	8	0	.500
Dallas	5	11	0	.313
Arizona	3	13	0	.188
NFC CENTRAL	W	L	T	Pct
Minnesota	11	5	0	.688
* Tampa Bay	10	6	0	.625
Green Bay	9	7	0	.563
Detroit	9	7	0	.563
Chicago	5	11	0	.313
NFC WEST	W	L	T	Pct
New Orleans	10	6	0	.625
* St. Louis	10	6	0	.625
Carolina	7	9	0	.438
San Francisco	6	10	0	.375
Atlanta	4	12	0	.250



# 1999 SEASON (13-3 REGULAR SEASON, 3-1 PLAYOFFS) • 2ND PLACE AFC CENTRAL

DATE	OPPONENT	SCORE	W/L	ATT
Sep. 12	CINCINNATI	36-35	W	65,272
Sep. 19	CLEVELAND	26-9	W	65,904
Sep. 26	at Jacksonville	20-19	W	61,502
Oct. 3	at San Francisco	22-24	L	67,447
Oct. 10	BALTIMORE	14-11	W	65,486
Oct. 17	at New Orleans	24-21	W	51,875
Oct. 24	BYE			
Oct. 31	ST. LOUIS	24-21	W	66,415
Nov. 7	at Miami	0-17	L	74,109
Nov. 14	at Cincinnati	24-14	W	46,017
Nov. 21	PITTSBURGH	16-10	W	66,619
Nov. 28	at Cleveland	33-21	W	72,008
Dec. 5	at Baltimore	14-41	L	67,854
Dec. 9	OAKLAND	21-14	W	66,357
Dec. 19	ATLANTA	30-17	W	66,196
Dec. 26	JACKSONVILLE	41-14	W	66,641
Jan. 2	at Pittsburgh	47-36	W	48,025
Jan. 8	BUFFALO	22-16	W	66,782
Jan. 16	at Indianapolis	19-16	W	57,097
Jan. 23	at Jacksonville	33-14	W	75,206
Jan. 30	ST. LOUIS	16-23	L	72,625

\* Overtime

	TITANS	OPP
<b>Total First Downs</b>	<b>294</b>	<b>300</b>
Rushing	109	81
Passing	167	193
Penalty	18	26
3rd Down: Made/Att	83/217	70/200
3rd Down Pct.	38.2	35.0
4th Down: Made/Att	7/12	4/14
4th Down Pct.	58.3	28.6
<b>Possession Avg.</b>	<b>31:30</b>	<b>28:30</b>
<b>Total Net Yards</b>	<b>5296</b>	<b>5245</b>
Avg. Per Game	331.0	327.8
Total Plays	1011	994
Avg. Per Play	5.2	5.3
<b>Net Yards Rushing</b>	<b>1811</b>	<b>1550</b>
Avg. Per Game	113.2	96.9
Total Rushes	459	383
<b>Net Yards Passing</b>	<b>3485</b>	<b>3695</b>
Avg. Per Game	217.8	230.9
Sacked/Yards Lost	25/137	54/305
Gross Yards	3622	4000
Att./Comp.	527/304	557/312
Completion Pct.	57.7	56.0
Had Intercepted	13	16
<b>Punts/Average</b>	<b>90/42.5</b>	<b>80/42.9</b>
<b>Net Punting Avg.</b>	<b>90/38.1</b>	<b>80/37.2</b>
<b>Penalties/Yards</b>	<b>114/1069</b>	<b>128/1010</b>
<b>Fumbles/Ball Lost</b>	<b>17/9</b>	<b>39/24</b>
<b>Touchdowns</b>	<b>46</b>	<b>39</b>
Rushing	19	8
Passing	23	26
Returns	4	5

BY PERIODS	1	2	3	4	OT	PTS
<b>Titans</b>	<b>113</b>	<b>97</b>	<b>85</b>	<b>97</b>	<b>0</b>	<b>392</b>
<b>Opponents</b>	<b>44</b>	<b>93</b>	<b>103</b>	<b>84</b>	<b>0</b>	<b>324</b>

SCORING	TD	RU	PA	RT	PAT	FG	S	TP
Del Greco	0	0	0	0	43/43	21/25	0	106
E. George	13	9	4	0	0	0	0	78
McNair	8	8	0	0	0	0	0	48
Dyson	4	0	4	0	0	0	0	24
Thigpen	4	0	4	0	0	0	0	24
Neal	3	1	2	0	0	0	0	18
Roan	3	0	3	0	0	0	0	18
Byrd	2	0	2	0	0	0	0	12
Wycheck	2	0	2	0	0	0	0	12
Harris	1	0	1	0	0	0	0	8
Kearse	1	0	0	1	0	0	0	6
Mason	1	0	0	1	0	0	0	6
Mitchell	1	0	0	1	0	0	0	6
Sanders	1	0	1	0	0	0	0	6
Thomas	1	1	0	0	0	0	0	6
Walker	1	0	0	1	0	0	0	6
Thornton	0	0	0	0	0	0	1	2
<b>Titans</b>	<b>46</b>	<b>19</b>	<b>23</b>	<b>4</b>	<b>43/43</b>	<b>21/25</b>	<b>4</b>	<b>392</b>
<b>Opponents</b>	<b>39</b>	<b>8</b>	<b>26</b>	<b>5</b>	<b>33/33</b>	<b>15/22</b>	<b>2</b>	<b>324</b>

2-Pt Conversions: Harris, Titans 1-3, Opponents 4-6

RUSHING	No	Yds	Avg	Lg	TD
E. George	320	1304	4.1	40	9
McNair	72	337	4.7	38	8
Thomas	43	164	3.8	22	1
Dyson	1	3	3.0	3	0
Hentrich	2	1	0.5	1	0

PASSING	Att	Cmp	Pct	Yards	Yds/Att	TD	Int	Lg	Sk/Yds	Rating
McNair	331	187	56.5	2179	6.58	12	8	65t	16/74	78.6
O'Donnell	195	116	59.5	1382	7.09	10	5	54t	9/63	87.6
Wycheck	1	1	100.0	61	61.00	1	0	61t	0/0	158.3
<b>Titans</b>	<b>527</b>	<b>304</b>	<b>57.7</b>	<b>3622</b>	<b>6.87</b>	<b>23</b>	<b>13</b>	<b>65t</b>	<b>25/137</b>	<b>83.1</b>
<b>Opponents</b>	<b>557</b>	<b>312</b>	<b>56.0</b>	<b>4000</b>	<b>7.18</b>	<b>26</b>	<b>16</b>	<b>78t</b>	<b>54/305</b>	<b>82.3</b>

Neal	2	1	0.5	1t	1
O'Donnell	19	1	0.1	4	0
<b>Titans</b>	<b>459</b>	<b>1811</b>	<b>3.9</b>	<b>40</b>	<b>19</b>
<b>Opponents</b>	<b>383</b>	<b>1550</b>	<b>4.0</b>	<b>72</b>	<b>8</b>

RECEIVING	No	Yds	Avg	Lg	TD
Wycheck	69	641	9.3	35	2
Dyson	54	658	12.2	47t	4
E. George	47	458	9.7	54t	4
Thigpen	38	648	17.1	35	4
Harris	26	297	11.4	62t	1
Sanders	20	336	16.8	48t	1
Byrd	14	261	18.6	65t	2
Roan	9	93	10.3	24t	3
Thomas	9	72	8.0	26	0
Mason	8	89	11.1	31	0
Neal	7	27	3.9	8	2
Kent	3	42	14.0	25	0
<b>Titans</b>	<b>304</b>	<b>3622</b>	<b>11.9</b>	<b>65t</b>	<b>23</b>
<b>Opponents</b>	<b>312</b>	<b>4000</b>	<b>12.8</b>	<b>78t</b>	<b>26</b>

INTERCEPTIONS	No	Yds	Avg	Lg	TD
Rolle	4	65	16.3	30	0
Sidney	3	12	4.0	7	0
Holmes	2	17	8.5	19	0
Dorsett	1	43	43.0	43	0
Mitchell	1	42	42.0	42t	1
Bowden	1	29	29.0	29	0
Walker	1	27	27.0	27	0
Fisk	1	17	17.0	17	0
Robertson	1	3	3.0	3	0
Jackson	1	2	2.0	2	0
<b>Titans</b>	<b>16</b>	<b>257</b>	<b>16.1</b>	<b>43</b>	<b>1</b>
<b>Opponents</b>	<b>13</b>	<b>227</b>	<b>17.5</b>	<b>47t</b>	<b>2</b>

PUNTING	No	Yds	Avg	Net	TB	In	Lg	B
Hentrich	90	3824	42.5	38.1	3	35	78	0
<b>Titans</b>	<b>90</b>	<b>3824</b>	<b>42.5</b>	<b>38.1</b>	<b>3</b>	<b>35</b>	<b>78</b>	<b>0</b>
<b>Opponents</b>	<b>80</b>	<b>3435</b>	<b>42.9</b>	<b>37.2</b>	<b>5</b>	<b>25</b>	<b>72</b>	<b>2</b>

PUNT RETURNS	No	FC	Yds	Avg	Lg	TD
Mason	26	15	225	8.7	65t	1
Preston TM	8	2	59	7.4	12	0
Byrd	2	0	8	4.0	8	0
S. George	1	0	18	18.0	18	0
Rolle	1	0	23	23.0	23	0
Sidney	1	0	4	4.0	4	0
Thigpen	1	0	21	21.0	21	0
<b>Titans</b>	<b>40</b>	<b>17</b>	<b>358</b>	<b>9.0</b>	<b>65t</b>	<b>1</b>
<b>Opponents</b>	<b>45</b>	<b>22</b>	<b>335</b>	<b>7.4</b>	<b>32</b>	<b>0</b>

KICKOFF RETURNS	No	Yds	Avg	Lg	TD
Mason	41	805	19.6	41	0
Preston TM	5	119	23.8	29	0
S. George	4	63	15.8	22	0
Byrd	2	16	8.0	9	0
Kent	2	24	12.0	13	0
Neal	2	15	7.5	14	0
<b>Titans</b>	<b>56</b>	<b>1042</b>	<b>18.6</b>	<b>41</b>	<b>0</b>
<b>Opponents</b>	<b>76</b>	<b>1596</b>	<b>21.0</b>	<b>99t</b>	<b>2</b>

FIELD GOALS	1-19	20-29	30-39	40-49	50+
Del Greco	1/1	8/8	7/9	4/6	1/1
<b>Titans</b>	<b>1/1</b>	<b>8/8</b>	<b>7/9</b>	<b>4/6</b>	<b>1/1</b>
<b>Opponents</b>	<b>0/0</b>	<b>4/4</b>	<b>4/7</b>	<b>6/9</b>	<b>1/2</b>

**Del Greco:** (50G, 33G) (35G, 44N) (44G, 48G) (21G, 22G, 28G) (1) (42N, 19G) (27G) (33N) (26G) (1) (27G, 31G, 37N) (39G, 33G) (1) (38G, 27G, 43N) (30G, 20G) (42G)

**Opponents:** (33G, 38G) (41G) (42G) (39G) (44G, 46G, 50G) (24G, 42G) (54N, 38N) (43N, 46G) (32N) (44N, 24G) (1) (21G, 27G) (32N, 45N) (32G) (1) (1)

**SACKS**  
Kearse 14.5, Robinson 6.0, Ford 5.5, Thornton 4.5, Fisk 4.0, Holmes 4.0, Bowden 3.5, Evans 3.5, Rolle 3.0, Bishop 2.5, Jones 1.0, Frederick 0.5, Jackson 0.5, Robertson 0.5, Wortham 0.5

**Titans 54.0, Opponents 25.0**

**TACKLES (Solo-Assists-Total)**  
Bishop (80-33-113), Robinson (84-49-113), Robertson (64-28-92), Kearse (59-26-85), Bowden (54-27-81), Wortham (50-31-81), Fisk (41-39-80), Rolle (57-13-70), Walker (47-9-56), Evans (26-28-54), Ford (26-15-41), Phenix (32-7-39), Sidney (34-5-39), Holmes (20-18-38), Thornton (23-10-33), Killens (13-12-25), Jackson (18-4-22), Colman (12-9-21), Jones (12-7-19), Dorsett (10-1-11), Frederick (2-8-10), Salave'a (4-6-10), Mitchell (6-1-7), McCullough (3-0-3)

**Team Totals: 760-383-1143**

### USUAL STARTING LINEUP

**OFFENSE**  
WR Kevin Dyson (87)  
LT Brad Hopkins (72)  
**LG Bruce Matthews (74)**  
C Kevin Long (60)  
RG Benji Olson (75)  
RT Jon Runyan (69)  
**TE Frank Wycheck (89)**  
WR Yancey Thigpen (82)  
QB Steve McNair (9)  
**RB Eddie George (27)**  
FB Lorenzo Neal (41)

**DEFENSE**  
**LE Jevon Kearse (90)**  
LT Josh Evans (91)  
RT Jason Fisk (97)  
RE Kenny Holmes (99)  
LLB Eddie Robinson (55)  
MLB Barron Wortham (80)  
RLB Joe Bowden (58)  
LCB Denard Walker (25)  
RCB Samari Rolle (21)  
SS Blaine Bishop (23)  
FS Marcus Robertson (31)

**SPECIALISTS**  
K Al Del Greco (3)  
P Craig Hentrich (15)

**Pro Bowl**  
All-Pro

**GM:** Floyd Reese; **Head Coach:** Jeff Fisher  
**Asst. Coaches:** George Henshaw (asst. head coach/run game), Les Steckel (off. coord.), Gregg Williams (def. coord.), Bart Andrus (QB), O'Neill Gilbert (LB), Jerry Gray (DB), Alan Lowry (ST), Mike Munchak (OL), Jim Schwartz (def. asst.), Sherman Smith (RB), Steve Walters (WR), Jim Washburn (DL), Steve Watterson (strength & rehab.)

### AMERICAN FOOTBALL CONFERENCE STANDINGS

AFC EAST	W	L	T	Pct
Indianapolis	13	3	0	.813
* Buffalo	11	5	0	.688
* Miami	9	7	0	.563
N.Y. Jets	8	8	0	.500
New England	8	8	0	.500
AFC CENTRAL	W	L	T	Pct
Jacksonville	14	2	0	.875
* Tennessee	13	3	0	.813
Baltimore	8	8	0	.500
Pittsburgh	6	10	0	.375
Cincinnati	4	12	0	.250
Cleveland	2	14	0	.125
AFC WEST	W	L	T	Pct
Seattle	9	7	0	.563
Kansas City	9	7	0	.563
Oakland	8	8	0	.500
San Diego	8	8</		



# 1997 SEASON (8-8 REGULAR SEASON, 0-0 PLAYOFFS) • 3RD PLACE AFC CENTRAL

DATE	OPPONENT	SCORE	W/L	ATT
Aug. 31	OAKLAND	24-21*	W	30,171
Sep. 7	at Miami	13-16*	L	64,439
Sep. 14	BYE			
Sep. 21	BALTIMORE	10-36	L	17,737
Sep. 28	at Pittsburgh	24-37	L	57,507
Oct. 5	at Seattle	13-16	L	49,897
Oct. 12	CINCINNATI	30-7	W	17,071
Oct. 19	WASHINGTON	28-14	W	31,042
Oct. 26	at Arizona	41-14	W	44,030
Nov. 2	JACKSONVILLE	24-30	L	27,208
Nov. 9	NY GIANTS	10-6	W	26,744
Nov. 16	at Jacksonville	9-17	L	70,070
Nov. 23	BUFFALO	31-14	W	23,571
Nov. 27	at Dallas	27-14	W	63,421
Dec. 4	at Cincinnati	14-41	L	49,086
Dec. 14	at Baltimore	19-21	L	60,558
Dec. 21	PITTSBURGH	16-6	W	50,677

\* Overtime

	TITANS	OPP
<b>Total First Downs</b>	<b>288</b>	<b>292</b>
Rushing	130	79
Passing	136	193
Penalty	22	20
3rd Down: Made/Att	92/219	80/205
3rd Down Pct.	42.0	39.0
4th Down: Made/Att	9/14	9/20
4th Down Pct.	64.3	45.0
<b>Possession Avg.</b>	<b>31:27</b>	<b>28:33</b>
<b>Total Net Yards</b>	<b>4919</b>	<b>5231</b>
Avg. Per Game	307.4	326.9
Total Plays	993	992
Avg. Per Play	5.0	5.3
<b>Net Yards Rushing</b>	<b>2414</b>	<b>1573</b>
Avg. Per Game	150.9	98.3
Total Rushes	541	414
<b>Net Yards Passing</b>	<b>2505</b>	<b>3658</b>
Avg. Per Game	156.6	228.6
Sacked/Yards Lost	32/199	35/240
Gross Yards	2704	3898
Att./Comp.	420/220	543/321
Completion Pct.	52.4	59.1
Had Intercepted	13	14
<b>Punts/Average</b>	<b>74/41.6</b>	<b>69/43.6</b>
<b>Net Punting Avg.</b>	<b>74/35.3</b>	<b>69/38.0</b>
<b>Penalties/Yards</b>	<b>103/814</b>	<b>94/830</b>
<b>Fumbles/Ball Lost</b>	<b>31/13</b>	<b>32/18</b>
<b>Touchdowns</b>	<b>36</b>	<b>35</b>
Rushing	17	12
Passing	15	21
Returns	4	2

BY PERIODS	1	2	3	4	OT	PTS
Oilers	74	107	55	94	3	333
Opponents	54	93	77	83	3	310

SCORING	TD	RU	PA	RT	PAT	FG	S	TP
Del Greco	0	0	0	0	32/32	27/35	0	113
McNair	8	8	0	0	0	0	0	48
E. George	7	6	1	0	0	0	0	44
Wycheck	4	0	4	0	0	0	0	25
Davis	4	0	4	0	0	0	0	24
Sanders	3	0	3	0	0	0	0	18
Thomas	3	3	0	0	0	0	0	18
Robertson	2	0	0	2	0	0	0	12
Kent	1	0	1	0	0	0	0	6
D. Lewis	1	0	0	1	0	0	0	6
Norgard	1	0	1	0	0	0	0	6
Russell	1	0	1	0	0	0	0	6
D. Walker	1	0	0	1	0	0	0	6
<b>Oilers</b>	<b>36</b>	<b>17</b>	<b>15</b>	<b>7</b>	<b>32/32</b>	<b>27/35</b>	<b>0</b>	<b>333</b>
<b>Opponents</b>	<b>35</b>	<b>12</b>	<b>21</b>	<b>2</b>	<b>34/34</b>	<b>22/30</b>	<b>0</b>	<b>310</b>

2-Pt Conversions: E. George, Wycheck, Oilers 2-4, Opponents 0-1

RUSHING	No	Yds	Avg	Lg	TD
E. George	357	1399	3.9	30	6
McNair	101	674	6.7	47	8
Thomas	67	310	4.6	25t	3
Harmon	8	30	3.8	14	0
Roby	1	12	12.0	12	0
Ritchey	1	6	6.0	6	0
Krieg	4	-2	-0.5	0	0
Mason	1	-7	-7.0	-7	0
Sanders	1	-8	-8.0	-8	-
<b>Oilers</b>	<b>541</b>	<b>2414</b>	<b>4.5</b>	<b>47</b>	<b>17</b>
<b>Opponents</b>	<b>414</b>	<b>1573</b>	<b>3.8</b>	<b>77t</b>	<b>12</b>

PASSING	Att	Cmp	Pct	Yards	Yds/Att	TD	Int	Lg	Sk/Yds	Rating
McNair	415	216	52.0	2665	6.42	14	13	85t	31/190	70.4
Krieg	2	1	50.0	2	1.0	0	0	2	0/0	56.3
Ritchey	2	2	100.0	15	7.5	0	0	11	1/9	97.9
Davis	1	1	100.0	22	22.0	1	0	22t	0/0	158.3
<b>Oilers</b>	<b>420</b>	<b>220</b>	<b>52.4</b>	<b>2704</b>	<b>6.44</b>	<b>15</b>	<b>13</b>	<b>55t</b>	<b>32/199</b>	<b>71.6</b>
<b>Opponents</b>	<b>543</b>	<b>321</b>	<b>59.1</b>	<b>3898</b>	<b>7.18</b>	<b>21</b>	<b>14</b>	<b>59t</b>	<b>35/240</b>	<b>83.4</b>

RECEIVING	No	Yds	Avg	Lg	TD
Wycheck	63	748	11.9	42	4
Davis	43	564	13.1	46	4
Sanders	31	498	16.1	55t	3
Harmon	16	189	11.8	27	0
Mason	14	186	13.3	38	0
Thomas	14	111	7.9	22	0
Roan	12	159	13.3	26	0
Russell	12	141	11.8	23	1
E. George	7	44	6.3	15	1
Kent	6	55	9.2	19	1
R. Lewis	1	7	7.0	7	0
Norgard	1	2	2.0	2t	1
<b>Oilers</b>	<b>220</b>	<b>2704</b>	<b>12.3</b>	<b>55t</b>	<b>15</b>
<b>Opponents</b>	<b>321</b>	<b>3898</b>	<b>12.1</b>	<b>59t</b>	<b>21</b>

INTERCEPTIONS	No	Yds	Avg	Lg	TD
Robertson	5	127	25.4	48	0
D. Lewis	5	115	23.0	47t	1
D. Walker	2	53	26.5	39t	1
R. Jones	1	24	24.0	24	0
Bowden	1	9	9.0	9	0
Bishop	0	0	0.0	0	0
<b>Oilers</b>	<b>14</b>	<b>328</b>	<b>23.4</b>	<b>48</b>	<b>2</b>
<b>Opponents</b>	<b>13</b>	<b>48</b>	<b>3.7</b>	<b>24</b>	<b>0</b>

PUNTING	No	Yds	Avg	Net	TB	In	Lg	B
Roby	73	3049	41.8	35.6	1	25	59	0
Del Greco	1	32	32.0	12.0	1	0	32	0
<b>Oilers</b>	<b>74</b>	<b>3081</b>	<b>41.6</b>	<b>35.3</b>	<b>2</b>	<b>25</b>	<b>59</b>	<b>0</b>
<b>Opponents</b>	<b>69</b>	<b>3007</b>	<b>43.6</b>	<b>38.0</b>	<b>7</b>	<b>22</b>	<b>64</b>	<b>0</b>

PUNT RETURNS	No	FC	Yds	Avg	Lg	TD
Gray	17	10	144	8.5	30	0
Mason	13	3	95	7.3	29	0
Archie	1	0	5	5.0	5	0
Robertson	1	0	0	0.0	0	0
<b>Oilers</b>	<b>32</b>	<b>13</b>	<b>244</b>	<b>7.6</b>	<b>30</b>	<b>0</b>
<b>Opponents</b>	<b>36</b>	<b>23</b>	<b>430</b>	<b>11.9</b>	<b>52</b>	<b>0</b>

KICKOFF RETURNS	No	Yds	Avg	Lg	TD
Mason	26	551	21.2	54	0
Thomas	17	346	20.4	33	0
Gray	8	185	23.1	33	0
Archie	2	24	12.0	15	0
Roan	2	20	10.0	12	0
Harmon	1	16	16.0	16	0
Layman	1	5	5.0	5	0
Wycheck	1	3	3.0	3	0
<b>Oilers</b>	<b>58</b>	<b>1150</b>	<b>19.8</b>	<b>54</b>	<b>0</b>
<b>Opponents</b>	<b>71</b>	<b>1528</b>	<b>21.5</b>	<b>51</b>	<b>0</b>

FIELD GOALS	1-19	20-29	30-39	40-49	50+
Del Greco	2/2	6/6	10/11	7/14	2/2
<b>Oilers</b>	<b>2/2</b>	<b>6/6</b>	<b>10/11</b>	<b>7/14</b>	<b>2/2</b>
<b>Opponents</b>	<b>0/0</b>	<b>7/9</b>	<b>8/9</b>	<b>7/11</b>	<b>0/1</b>

**Del Greco:** (30G, 37G, 33G) (24G, 37G, 43N) (45G, 41N) (43N, 37G, 47G, 26G) (37G, 43G) (40N, 47G, 45G, 19G) ( ) (52G, 42G) (33N, 36G, 41N) (31G, 44N) (41N, 35G) (51G) (29G, 19G) ( ) (25G, 40G) (34G, 29G, 26G)

**Opponents:** (46N) (25N, 23G, 22G, 29G) (38G, 46N, 42G, 49G, 34G, 36G) (48N, 48G, 25G, 44G) (38G) ( ) (43N) ( ) (30G, 30G, 37G) (42G, 40G) (23G) (36B) ( ) (26G, 40G) (50B, 27B) (23G, 36G)

**SACKS**  
Holmes 7.0, G. Walker 7.0, Ford 5.0, Bowden 2.5, Lyons 2.5, Evans 2.0, Hall 2.0, Robertson 2.0, Bishop 1.5, S. Jackson 1.0, L. Jones 1.0, Marts 1.0, Stewart 0.5

**Oilers 35.0, Opponents 32.0**

**TACKLES (Solo-Assists-Total)**  
Wortham (61-36-97), Bowden (53-31-84), Bishop 68-14-82), D. Walker (56-12-68), Robertson (44-18-62), Lewis (48-11-59), Ford (38-12-50), Marts 39-11-50), G. Walker 31-13-44), Jackson (34-7-41), Cook (25-8-33), Holmes (28-5-33), Stewart (26-6-32), Evans (23-3-26), L. Jones (21-5-26), Robertson (16-9-25), Lyons (12-8-20), Barnes (9-2-11), Dorsett (5-3-8), Hall (6-2-8), Robinson (7-1-8), McCullough (4-0-4), Halapin (3-0-3), R. Jones (2-0-2), Killens (1-0-1), Thomas (1-0-1)

**Team Totals: 661-217-878**

**USUAL STARTING LINEUP**

**OFFENSE**  
WR Chris Sanders (81)  
LT Brad Hopkins (72)  
**LG Bruce Matthews (74)**  
C Mark Stepanoski (53)  
RG Kevin Donnalley (77)  
RT Jon Runyan (75)  
TE Frank Wycheck (88)  
WR Willie Davis (84)  
QB Steve McNair (9)  
**RB Eddie George (27)**  
HB Michael Roan (80)

**DEFENSE**  
LE Anthony Cook (78)  
LT Gary Walker (96)  
RT Henry Ford (92)  
RE James Roberson (90)  
LLB Joe Bowden (58)  
MLB Barron Wortham (52)  
RLB Lonnie Marts (56)  
LCB Denard Walker (25)  
RCB Darryll Lewis (29)  
**SS Blaine Bishop (23)**  
FS Marcus Robertson (31)

**SPECIALISTS**  
K Al Del Greco (3)  
P Reggie Roby (7)

**Pro Bowl**  
All-Pro

**GM:** Floyd Reese; **Head Coach:** Jeff Fisher  
**Asst. Coaches:** Les Steckel (off. coord./QB), Gregg Williams (def. coord.), Bart Andrus (off. asst./qual. control), Greg Brown (DB), O'Neill Gilbert (LB), Jerry Gray (def. asst./qual. control), George Henshaw (off. line/TE), Alan Lowry (WR), Mike Munchak (OL), Rex Norris (DL), Russ Purnell (ST), Sherman Smith (RB), Steve Watterson (strength & rehab.)

**AMERICAN FOOTBALL CONFERENCE STANDINGS**

AFC EAST	W	L	T	Pct
New England	10	6	0	.625
* Miami	9	7	0	.563
N.Y. Jets	9	7	0	.563
Buffalo	6	10	0	.375
Indianapolis	3	13	0	.188
AFC CENTRAL	W	L	T	Pct
Pittsburgh	11	5	0	.688
* Jacksonville	11	5	0	.688
<b>Tennessee</b>	<b>8</b>	<b>8</b>	<b>0</b>	<b>.500</b>
Cincinnati	7	9	0	.438
Baltimore	6	9	1	.406
AFC WEST	W	L	T	Pct
Kansas City	13	3	0	.813
* Denver	12	4	0	.750
Seattle	8	8	0	.500
Oakland	4	12	0	.250
San Diego	4	12	0	.250

**NATIONAL FOOTBALL CONFERENCE STANDINGS**

NFC EAST	W	L	T	Pct
N.Y. Giants	10	5	1	.656
Washington	8	7	1	.531
Philadelphia	6	9	1	.406
Dallas	6	10	0	.375
Arizona	4	12	0	.250
NFC CENTRAL	W	L	T	Pct
Green Bay	13	3	0	.81

# 1996 SEASON (8-8 REGULAR SEASON, 0-0 PLAYOFFS) • 3RD PLACE AFC CENTRAL (TIED)

DATE	OPPONENT	SCORE	W/L	ATT
Sep. 1	KANSAS CITY	19-20	L	27,725
Sep. 8	at Jacksonville	34-27	W	66,468
Sep. 15	BALTIMORE	29-13	W	20,082
Sep. 22	BYE			
Sep. 29	at Pittsburgh	16-30	L	58,608
Oct. 6	at Cincinnati	30-27*	W	44,680
Oct. 13	at Atlanta	23-13	W	35,401
Oct. 20	PITTSBURGH	23-13	W	50,337
Oct. 27	SAN FRANCISCO	9-10	L	53,664
Nov. 3	at Seattle	16-23	L	36,320
Nov. 10	at New Orleans	31-14	W	34,121
Nov. 17	MIAMI	20-23	L	47,358
Nov. 24	CAROLINA	6-31	L	20,107
Dec. 1	at NY Jets	35-10	W	21,731
Dec. 8	JACKSONVILLE	17-23	L	20,196
Dec. 15	CINCINNATI	13-21	L	15,131
Dec. 22	at Baltimore	24-21	W	52,704

	TITANS	OPP
<b>Total First Downs</b>	<b>287</b>	<b>271</b>
Rushing	110	78
Passing	157	169
Penalty	20	24
3rd Down: Made/Att	79/206	70/199
3rd Down Pct.	38.3	35.2
4th Down: Made/Att	7/11	4/12
4th Down Pct.	63.6	33.3
<b>Possession Avg.</b>	<b>32:02</b>	<b>27:58</b>
<b>Total Net Yards</b>	<b>5048</b>	<b>4610</b>
Avg. Per Game	315.5	288.1
Total Plays	972	956
Avg. Per Play	5.2	4.8
<b>Net Yards Rushing</b>	<b>1950</b>	<b>1385</b>
Avg. Per Game	121.9	86.6
Total Rushes	475	397
<b>Net Yards Passing</b>	<b>3098</b>	<b>3225</b>
Avg. Per Game	193.6	201.6
Sacked/Yards Lost	34/198	35/242
Gross Yards	3296	3467
Att./Comp.	463/272	524/312
Completion Pct.	58.7	59.5
Had Intercepted	15	12
<b>Punts/Average</b>	<b>68/43.7</b>	<b>75/41.0</b>
<b>Net Punting Avg.</b>	<b>68/38.0</b>	<b>75/35.1</b>
<b>Penalties/Yards</b>	<b>91/812</b>	<b>88/672</b>
<b>Fumbles/Ball Lost</b>	<b>26/15</b>	<b>29/14</b>
<b>Touchdowns</b>	<b>35</b>	<b>35</b>
Rushing	12	5
Passing	22	24
Returns	1	6

BY PERIODS	1	2	3	4	OT	PTS
Oilers	105	79	67	91	3	345
Opponents	64	78	48	129	0	319

SCORING	TD	RU	PA	RT	PAT	FG	S	TP
Del Greco	0	0	0	0	35/35	32/38	0	131
George	8	8	0	0	0	0	0	48
Davis	6	0	6	0	0	0	0	36
Wycheck	6	0	6	0	0	0	0	36
Sanders	4	0	4	0	0	0	0	24
Harmon	3	1	2	0	0	0	0	18
McNair	2	2	0	0	0	0	0	12
Russell	2	0	2	0	0	0	0	12
Floyd	1	0	1	0	0	0	0	6
D. Lewis	1	0	0	1	0	0	0	6
Norgard	1	0	1	0	0	0	0	6
Thomas	1	1	0	0	0	0	0	6
Jackson	0	0	0	0	0	0	1	2
Team	0	0	0	0	0	0	1	2
Oilers	35	12	22	1	35/35	32/38	2	345
Opponents	35	5	24	6	32/32	25/33	0	319

2-Pt Conversions: Oilers 0-0, Opponents 1-3

RUSHING	No	Yds	Avg	Lg	TD
George	335	1368	4.1	76	8
McNair	31	169	5.5	24t	2
Thomas	49	151	3.1	24t	1
Harmon	29	131	4.5	25	1
Chandler	28	113	4.0	16	0
Davis	1	15	15.0	15	0
Wycheck	2	3	1.5	3	0
Oilers	475	1950	4.1	76	12
Opponents	397	1385	3.5	26	5

PASSING	Att	Cmp	Pct	Yards	Yds/Att	TD	Int	Lg	Sk/Yds	Rating
Chandler	320	184	57.5	2099	6.56	16	11	63t	25/153	79.7
McNair	143	88	61.5	1197	8.37	6	4	83t	9/45	90.6
Oilers	463	272	58.7	3296	7.12	22	15	83t	34/198	83.0
Opponents	524	312	59.5	3467	6.62	24	12	86t	35/242	85.0

RECEIVING	No	Yds	Avg	Lg	TD
Wycheck	53	511	9.6	29	6
Sanders	48	882	18.4	83t	4
Harmon	42	488	11.6	43	2
Davis	39	464	11.9	49	6
Russell	34	421	12.4	29	2
George	23	182	7.9	17	0
Thomas	13	128	9.8	33	0
Floyd	10	145	14.5	63t	1
R. Lewis	7	50	7.1	18	0
Wilson	2	24	12.0	14	0
Norgard	1	1	1.0	1t	1
Oilers	272	3296	12.1	83t	22
Opponents	312	3467	11.1	86t	24

INTERCEPTIONS	No	Yds	Avg	Lg	TD
D.Lewis	5	103	20.6	53	1
Robertson	4	44	11.0	27	0
Dishman	1	7	7.0	7	0
Bishop	1	6	6.0	6	0
Robinson	1	2	2.0	2	0
Oilers	12	162	13.5	53	1
Opponents	15	222	14.8	42t	3

PUNTING	No	Yds	Avg	Net	TB	In	Lg	B
Roby	67	2973	44.4	38.0	7	25	68	1
Oilers	68	2973	43.7	38.0	7	25	68	1
Opponents	75	3073	41.0	35.1	8	16	62	0

PUNT RETURNS	No	FC	Yds	Avg	Lg	TD
Gray	22	15	205	9.3	40	0
Floyd	7	3	74	10.6	32	0
Oilers	29	18	279	9.6	40	0
Opponents	31	14	251	8.1	46	0

KICKOFF RETURNS	No	Yds	Avg	Lg	TD
Gray	50	1224	24.5	88	0
Thomas	5	80	16.0	35	0
Harmon	4	69	17.3	20	0
Archie	2	24	12.0	13	0
McKeehan	2	6	3.0	6	0
Wycheck	2	5	2.5	5	0
Roan	1	13	13.0	13	0
Oilers	66	1421	21.5	88	0
Opponents	78	1675	21.5	47	0

FIELD GOALS	1-19	20-29	30-39	40-49	50+
Del Greco	0/0	7/7	14/16	10/12	1/3
Oilers	0/0	7/7	14/16	10/12	1/3
Opponents	0/0	6/7	13/16	6/9	0/1

**Del Greco:** (34G, 44G, 33G, 22G, 55N) (32G, 29G) (41G, 44G) (47N) (40G, 32G, 49G) (51N, 27G, 35G, 33G) (22G, 32G, 48G) (38G, 56G, 39G) (35G, 36G, 45G, 37B) (25G) (30G, 33G) (24G, 45G) ( ) (44N, 27G) (46G, 34N, 42G) (37G)

**Opponents:** (35G, 43G) (38G, 37G, 31N) ( ) (33G, 36G, 36G) (42G, 31G, 40G) ( ) (26G, 38N, 29G) (27G) (25G, 35G, 47N, 44G, 23N) (29G, 49G) (39N, 34G, 44G, 29G) (49G) (30G) (51N, 34G, 38G, 31G) (47N) ( )

**SACKS**  
Cook 7.5, Barrow 6.0, Walker 5.5, Young 4.0, Bowden 3.0, Robertson 3.0, Jackson 2.0, Wortham 2.0, Ford 1.0, Mix 1.0  
**Oilers 35.0, Opponents 34.0**

**TACKLES (Solo-Assists-Total)**  
Bishop (73-36-109), Barrow (67-39-106), Robertson (57-25-82), Wortham (49-29-78), Bowden (46-27-73), D. Lewis (56-13-69), Dishman (42-15-57), Jackson (36-9-45), Walker (30-15-45), Cook (25-19-44), Ford (24-15-39), Robinson (22-9-31), Young (15-11-26), Roberson (14-12-26), L. Jones (12-2-14), Evans (4-7-11), Mix (6-2-8), Mills (3-5) Stewart (5-0-5), Cole (4-0-4), Barnes (3-1-4), Halapin (2-0-2), Burton (1-0-1), A. Smith (0-1-1)  
**Team Totals: 596-289-885**

### USUAL STARTING LINEUP

**OFFENSE**

WR Chris Sanders (81)  
LT Brad Hopkins (72)  
**LG Bruce Matthews (74)**  
**C Mark Stepnoski (53)**  
RG Kevin Donnalley (77)  
RT Irv Eatman (75)  
TE Roderick Lewis (88)  
WR Willie Davis (86)  
QB Chris Chandler (12)  
Steve McNair (9)  
RB Eddie George (27)  
FB Frank Wycheck (89)

**DEFENSE**

LE Anthony Cook (78)  
LT Gary Walker (96)  
RT Henry Ford (92)  
RE Robert Young (99)  
LLB Joe Bowden (58)  
MLB Barron Wortham (52)  
RLB Micheal Barrow (56)  
LCB Cris Dishman (28)  
RCB Darryll Lewis (29)  
**SS Blaine Bishop (23)**  
FS Marcus Robertson (31)

**SPECIALISTS**

K Al Del Greco (3)  
P Reggie Roby (7)

**ADDITIONAL PRO BOWL (SPECIAL TEAMS)**  
John Henry Mills

**Pro Bowl**  
All-Pro

**GM:** Floyd Reese; **Head Coach:** Jeff Fisher  
**Asst. Coaches:** Jerry Rhome (off. coord.), Steve Sidwell (def. coord.), Dick Coury (off. asst./passing game), Alan Lowry (def. asst./qual. control), Mike Munchak (off. asst./qual. control), Rex Norris (DL), Rod Perry (DB), Russ Pur-nell (ST), Warren "Rennie" Simmons (OL), Sherman Smith (RB), Les Steckel (WR/TE), Steve Watterson (strength & rehab.), Gregg Williams (LB)

### AMERICAN FOOTBALL CONFERENCE STANDINGS

AFC EAST	W	L	T	Pct
New England	11	5	0	.688
* Buffalo	10	6	0	.625
* Indianapolis	9	7	0	.563
Miami	8	8	0	.500
N.Y. Jets	1	15	0	.063

AFC CENTRAL	W	L	T	Pct
Pittsburgh	10	6	0	.625
* Jacksonville	9	7	0	.563
Cincinnati	8	8	0	.500
<b>Houston</b>	<b>8</b>	<b>8</b>	<b>0</b>	<b>.500</b>
Baltimore	4	12	0	.250

AFC WEST	W	L	T	Pct
Denver	13	3	0	.813
Kansas City	9	7	0	.563
San Diego	8	8	0	.500
Oakland	7	9	0	.438
Seattle	7	9	0	.438

### NATIONAL FOOTBALL CONFERENCE STANDINGS

NFC EAST	W	L	T	Pct
Dallas	10	6	0	.625
* Philadelphia	10	6	0	.625
Washington	9	7	0	.563
Arizona	7	9	0	.438
N.Y. Giants	6	10	0	.375

NFC CENTRAL	W	L	T	Pct
Green Bay	13	3	0	.813
* Minnesota	9	7	0	.563
Chicago	7	9	0	.438
Tampa Bay	6	10	0	.375
Detroit	5	11	0	.313

NFC WEST	W	L	T	Pct
Carolina	12	4	0	.750
* San Francisco	12	4	0	.750
St. Louis	6	10	0	.375
Atlanta	3	13	0	.188
New Orleans	3	13	0	.188

\* Wild Card for Playoffs



# 1995 SEASON (7-9 REGULAR SEASON, 0-0 PLAYOFFS) • 2ND PLACE AFC CENTRAL (TIED)

DATE	OPPONENT	SCORE	W/L	ATT
Sep. 3	at Jacksonville	10-3	W	72,363
Sep. 10	PITTSBURGH	17-34	L	44,122
Sep. 17	CLEVELAND	7-14	L	36,077
Sep. 24	at Cincinnati	38-28	W	46,332
Oct. 1	JACKSONVILLE	16-17	L	36,346
Oct. 8	at Minnesota	17-23*	L	56,430
Oct. 15	BYE			
Oct. 22	at Chicago	32-35	L	63,545
Oct. 29	TAMPA BAY	19-7	W	31,489
Nov. 5	at Cleveland	37-10	W	57,881
Nov. 12	CINCINNATI	25-32	L	32,998
Nov. 19	at Kansas City	13-20	L	77,576
Nov. 26	DENVER	42-33	W	36,113
Dec. 3	at Pittsburgh	7-21	L	56,013
Dec. 10	DETROIT	17-24	L	35,842
Dec. 17	NY JETS	23-6	W	35,873
Dec. 24	at Buffalo	28-17	W	45,253

\* Overtime

	TITANS	OPP
<b>Total First Downs</b>	<b>295</b>	<b>267</b>
Rushing	109	85
Passing	157	157
Penalty	29	25
3rd Down: Made/Att	99/228	71/212
3rd Down Pct.	43.4	33.5
4th Down: Made/Att	7/12	5/15
4th Down Pct.	58.3	33.3
<b>Possession Avg.</b>	<b>32:12</b>	<b>27:48</b>
<b>Total Net Yards</b>	<b>4905</b>	<b>4651</b>
Avg. Per Game	306.6	290.7
Total Plays	1046	983
Avg. Per Play	4.7	4.7
<b>Net Yards Rushing</b>	<b>1664</b>	<b>1526</b>
Avg. Per Game	104.0	95.4
Total Rushes	478	400
<b>Net Yards Passing</b>	<b>3241</b>	<b>3125</b>
Avg. Per Game	202.6	195.3
Sacked/Yards Lost	32/271	30/200
Gross Yards	3512	3325
Att./Comp.	536/314	553/289
Completion Pct.	58.6	52.3
Had Intercepted	18	21
<b>Punts/Average</b>	<b>79/40.3</b>	<b>86/42.4</b>
<b>Net Punting Avg.</b>	<b>79/34.6</b>	<b>86/36.1</b>
<b>Penalties/Yards</b>	<b>98/791</b>	<b>118/962</b>
<b>Fumbles/Ball Lost</b>	<b>36/20</b>	<b>28/17</b>
<b>Touchdowns</b>	<b>38</b>	<b>38</b>
Rushing	12	11
Passing	22	24
Returns	4	3

BY PERIODS	1	2	3	4	OT	PTS
Oilers	70	103	85	90	0	348
Opponents	83	98	36	101	6	324

SCORING	TD	RU	PA	RT	PAT	FG	S	TP
Del Greco	0	0	0	0	33/33	27/31	0	114
Sanders	9	0	9	0			0	54
Jeffries	8	0	8	0			0	48
R. Thomas	7	5	2	0			0	44
Butts	4	4	0	0			0	24
Chandler	2	2	0	0			0	14
Wycheck	2	1	1	0			0	12
Bishop	1	0	0	1			0	6
Cecil	1	0	0	1			0	6
D. Lewis	1	0	0	1			0	6
T. McNair	1	0	1	0			0	6
Robinson	1	0	0	1			0	6
Seabron	1	0	1	0			0	6
Cook	0	0	0	0			1	2
<b>Oilers</b>	<b>38</b>	<b>12</b>	<b>22</b>	<b>4</b>	<b>33/33</b>	<b>27/31</b>	<b>1</b>	<b>348</b>
<b>Opponents</b>	<b>38</b>	<b>11</b>	<b>24</b>	<b>3</b>	<b>35/35</b>	<b>19/24</b>	<b>2</b>	<b>324</b>

**2-Pt Conversions:** Chandler, R. Thomas, Oilers 2-5, Opponents 0-2

RUSHING	No	Yds	Avg	Lg	TD
R. Thomas	251	947	3.8	74t	5
Brown	86	293	3.4	21	0
Butts	71	185	2.6	9	4
T. McNair	19	136	7.2	22	0
Chandler	28	58	2.1	9	2
S. McNair	11	38	3.5	13	0
Furrer	8	20	2.5	11	0
Hannah	1	5	5.0	5	0
Wycheck	1	1	1.0	1t	1

PASSING	Att	Cmp	Pct	Yards	Yds/Att	TD	Int	Lg	Sk/Yds	Rating
Chandler	356	225	63.2	2460	6.91	17	10	76t	21/173	87.8
Furrer	99	48	48.5	483	4.88	2	7	48	5/35	40.1
McNair	80	41	51.3	569	7.11	3	1	53	6/63	81.7
Camarillo	1	0	0.0	0	0.00	0	0	0	0/0	39.6
<b>Oilers</b>	<b>536</b>	<b>314</b>	<b>58.6</b>	<b>3512</b>	<b>6.55</b>	<b>22</b>	<b>18</b>	<b>76t</b>	<b>32/271</b>	<b>77.9</b>
<b>Opponents</b>	<b>553</b>	<b>289</b>	<b>52.3</b>	<b>3325</b>	<b>6.01</b>	<b>24</b>	<b>21</b>	<b>76t</b>	<b>30/200</b>	<b>69.3</b>

Sanders	2	-19	-9.5	-6	0
<b>Oilers</b>	<b>478</b>	<b>1664</b>	<b>3.5</b>	<b>74t</b>	<b>12</b>
<b>Opponents</b>	<b>400</b>	<b>1526</b>	<b>3.8</b>	<b>60t</b>	<b>11</b>

RECEIVING	No	Yds	Avg	Lg	TD
Jeffries	61	684	11.2	35t	8
T. McNair	60	501	8.4	25	1
Wycheck	40	471	11.8	36t	1
R. Thomas	39	204	5.2	19	2
Sanders	35	823	23.5	76t	9
Russell	24	321	13.4	57	0
R. Lewis	16	116	7.3	16	0
Seabron	12	167	13.9	34	1
Hannah	10	142	14.2	42	0
Roan	8	46	5.8	11	0
Brown	6	16	2.7	7	0
Butts	2	10	5.0	10	0
Lundy	1	11	11.0	11	0
<b>Oilers</b>	<b>314</b>	<b>3512</b>	<b>11.2</b>	<b>76t</b>	<b>22</b>
<b>Opponents</b>	<b>289</b>	<b>3325</b>	<b>11.5</b>	<b>76t</b>	<b>24</b>

INTERCEPTIONS	No	Yds	Avg	Lg	TD
D. Lewis	6	145	24.2	98t	1
Cecil	3	35	11.7	20t	1
Dishman	3	17	5.7	17	0
Barnes	2	6	3.0	6	0
Harris	2	0	0.0	0	0
Jackson	2	0	0.0	0	0
Bishop	1	62	62.0	62t	1
Robinson	1	49	49.0	49t	1
Davidson	1	3	3.0	3	0
<b>Oilers</b>	<b>21</b>	<b>317</b>	<b>15.1</b>	<b>98t</b>	<b>4</b>
<b>Opponents</b>	<b>18</b>	<b>265</b>	<b>14.7</b>	<b>32t</b>	<b>1</b>

PUNTING	No	Yds	Avg	Net	TB	In	Lg	B
Camarillo	77	3165	41.1	34.8	8	26	60	1
Del Greco	1	15	15.0	15.0	0	0	15	0
<b>Oilers</b>	<b>79</b>	<b>3180</b>	<b>40.3</b>	<b>34.6</b>	<b>8</b>	<b>26</b>	<b>60</b>	<b>1</b>
<b>Opponents</b>	<b>86</b>	<b>3645</b>	<b>42.4</b>	<b>36.1</b>	<b>10</b>	<b>29</b>	<b>58</b>	<b>0</b>

PUNT RETURNS	No	FC	Yds	Avg	Lg	TD
Gray	30	20	303	10.1	20	0
Hannah	5	1	36	7.2	11	0
<b>Oilers</b>	<b>35</b>	<b>21</b>	<b>339</b>	<b>9.7</b>	<b>20</b>	<b>0</b>
<b>Opponents</b>	<b>35</b>	<b>17</b>	<b>288</b>	<b>8.2</b>	<b>72t</b>	<b>1</b>

KICKOFF RETURNS	No	Yds	Avg	Lg	TD
Gray	53	1183	22.3	54	0
R. Thomas	3	48	16.0	23	0
Butts	2	14	7.0	14	0
Lundy	2	28	14.0	17	0
Barnes	1	-4	-4.0	-4	0
Bowden	1	6	6.0	6	0
R. Lewis	1	5	5.0	5	0
Wortham	1	3	-3.0	-3	0
<b>Oilers</b>	<b>64</b>	<b>1277</b>	<b>20.0</b>	<b>54</b>	<b>0</b>
<b>Opponents</b>	<b>78</b>	<b>1467</b>	<b>18.8</b>	<b>47</b>	<b>0</b>

FIELD GOALS	1-19	20-29	30-39	40-49	50+
Del Greco	3/3	3/3	8/8	10/12	3/5
<b>Oilers</b>	<b>3/3</b>	<b>3/3</b>	<b>8/8</b>	<b>10/12</b>	<b>3/5</b>
<b>Opponents</b>	<b>0/0</b>	<b>7/7</b>	<b>5/7</b>	<b>6/8</b>	<b>1/2</b>

**Del Greco:** (19G) (43G) (41N) (29G, 53G, 32G, 52N) (19G, 50G, 44G) (46N, 39G) (19G, 45G, 41G, 50N, 39G) (44G, 45G, 37G) (40G, 34G, 34G, 23G) ( ) ( ) (47G) (49G, 53G, 24G) (39G, 33G)  
**Opponents:** (36N, 26G) (42G, 40G) ( ) ( ) (22G) (38G) (28G, 22G, 47G, 35G) (38N) (50N, 20G) (33G, 49G, 27G) (47G, 21G) (56G, 48N, 35G) ( ) (36G, 49N) ( ) (44G)

**SACKS**  
 Cook 4.5, Ford 4.5, Robinson 3.5, Barrow 3.0, Walker 2.5, Davidson 2.0, Montgomery 2.0, Bishop 1.5, McGhee 1.5, Bowden 1.0, Childress 1.0, Jackson 1.0, D. Lewis 1.0, Wortham 1.0  
**Oilers 30.0, Opponents 32.0**

**TACKLES (Solo-Assists-Total)**  
 Bishop (75-22-97), Barrow (54-32-86), Robinson (48-24-72), Cecil (44-16-60), D. Lewis (50-8-58), Dishman (48-10-58), Bowden (38-13-51), Montgomery (26-20-46), Ford (27-16-43), Wortham (23-15-38), Walker (22-10-32), Davidson (16-16-32), Barnes (21-2-23), Cook (13-9-22), Jackson (17-4-21), O. Harris (10-9-19), Veasey (14-3-17), Childress (8-7-15), A. Smith (5-2-7), McGhee (4-3-7), T. Hunter (6-0-6), Evans (2-1-3), Robertson (2-0-2), Hall (1-1-2), Logan (1-0-1)  
**Team Totals: 575-243-818**

### USUAL STARTING LINEUP

**OFFENSE**  
 WR Haywood Jeffries (84)  
 LT Brad Hopkins (72)  
**LG Bruce Matthews (74)**  
**C Mark Stepnoski (53)**  
 RG Kevin Donnalley (77)  
 RT David Williams (73)  
 Irv Eatman (75)  
 TE Frank Wycheck (89)  
 WR Chris Sanders (81)  
 QB Chris Chandler (12)  
 RB Rodney Thomas (20)  
 FB Todd McNair (48)

**DEFENSE**  
 LE Kenny Davidson (90)  
 Anthony Cook (78)  
 LT Gary Walker (86)  
 Ray Childress (79)  
 RT Glenn Montgomery (94)  
 RE Henry Ford (92)  
 LLB Eddie Robinson (50)  
 MLB Micheal Barrow (56)  
 RLB Joe Bowden (58)  
 LCB Cris Dishman (28)  
**RCB Darryll Lewis (29)**  
**SS Blaine Bishop (23)**  
 FS Chuck Cecil (26)

**SPECIALISTS**  
 K Al Del Greco (3)  
 P Rich Camarillo (16)

**Pro Bowl**  
 All-Pro

**GM:** Floyd Reese; **Head Coach:** Jeff Fisher  
**Asst. Coaches:** Jerry Rhome (off. coord.), Steve Sidwell (def. coord.), Larry Beightol (OL), Dick Coury (off. asst./passing game), Mike Munchak (off. asst./qual. control), Rex Norris (DL), Clancy Pendergast (def. asst./qual. control), Rod Perry (DB), Russ Purnell (ST), Sherman Smith (RB), Les Steckel (WR/TE), Trooper Taylor (minority intern), Steve Watterson (strength & rehab.), Gregg Williams (LB)

### AMERICAN FOOTBALL CONFERENCE STANDINGS

AFC EAST	W	L	T	Pct
Buffalo	10	6	0	.625
* Indianapolis	9	7	0	.563
* Miami	9	7	0	.563
New England	6	10	0	.375
N.Y. Jets	3	13	0	.188
<b>AFC CENTRAL</b>	<b>W</b>	<b>L</b>	<b>T</b>	<b>Pct</b>
Pittsburgh	11	5	0	.688
Cincinnati	7	9	0	.438
<b>Houston</b>	<b>7</b>	<b>9</b>	<b>0</b>	<b>.438</b>
Cleveland	5	11	0	.313
Jacksonville	4	12	0	.250
<b>AFC WEST</b>	<b>W</b>	<b>L</b>	<b>T</b>	<b>Pct</b>
Kansas City	13	3	0	.813
* San Diego	9	7	0	.563
Seattle	8	8	0	.500
Denver	8	8	0	.500
Oakland	8	8	0	.500

### NATIONAL FOOTBALL CONFERENCE STANDINGS

NFC EAST	W	L	T	Pct
Dallas	12	4	0	.750
* Philadelphia	10	6	0	.625
Washington	6	10	0	.375
N.Y. Giants	5	11	0	.313
Arizona	4	12	0	.250
<b>AFC CENTRAL</b>	<b>W</b>	<b>L</b>	<b>T</b>	<b>Pct</b>
Green Bay	11	5	0	.688
* Detroit	10	6	0	.625
Chicago	9	7	0	.563
Minnesota	8	8	0	.500
Tampa Bay	7	9	0	.438
<b>AFC WEST</b>	<b>W</b>	<b>L</b>	<b>T</b>	<b>Pct</b>
San Francisco	11	5	0	.688
* Atlanta	9	7	0	.563
St. Louis	7	9	0	.438
Carolina	7	9	0	.438
New Orleans	7	9	0	.438

\* Wild Card for Playoffs

# 1994 SEASON (2-14 REGULAR SEASON, 0-0 PLAYOFFS) • 4TH PLACE AFC CENTRAL

DATE	OPPONENT	SCORE	W/L	ATT
Sep. 4	at Indianapolis	21-45	L	47,372
Sep. 11	at Dallas	17-20	L	64,402
Sep. 18	BUFFALO	7-15	L	55,424
Sep. 25	CINCINNATI	20-13	W	44,253
Oct. 3	at Pittsburgh	14-30	L	57,274
Oct. 9	BYE			
Oct. 13	CLEVELAND	8-11	L	50,364
Oct. 24	at Philadelphia	6-21	L	65,233
Oct. 30	at L.A. Raiders	14-17	L	40,473
Nov. 6	PITTSBURGH	9-12*	L	47,822
Nov. 13	at Cincinnati	31-34	L	54,908
Nov. 21	NY GIANTS	10-13	L	53,201
Nov. 27	at Cleveland	10-34	L	65,088
Dec. 4	ARIZONA	12-30	L	39,821
Dec. 11	SEATTLE	14-16	L	31,453
Dec. 18	at Kansas City	9-31	L	79,319
Dec. 24	NY JETS	24-10	W	31,176

\* Overtime

	TITANS	OPP
<b>Total First Downs</b>	<b>278</b>	<b>275</b>
Rushing	97	112
Passing	158	132
Penalty	23	31
3rd Down: Made/Att	78/224	80/219
3rd Down Pct.	34.8	36.5
4th Down: Made/Att	9/18	3/10
4th Down Pct.	50.0	30.0
<b>Possession Avg.</b>	<b>29:06</b>	<b>30:54</b>
<b>Total Net Yards</b>	<b>4481</b>	<b>4915</b>
Avg. Per Game	280.1	307.2
Total Plays	1036	971
Avg. Per Play	4.3	5.1
<b>Net Yards Rushing</b>	<b>1682</b>	<b>2120</b>
Avg. Per Game	105.1	132.5
Total Rushes	417	540
<b>Net Yards Passing</b>	<b>2799</b>	<b>2795</b>
Avg. Per Game	174.9	174.7
Sacked/Yards Lost	65/417	31/168
Gross Yards	3216	2963
Att./Comp.	554/274	400/221
Completion Pct.	49.5	55.3
Had Intercepted	17	14
<b>Punts/Average</b>	<b>96/42.9</b>	<b>82/42.0</b>
<b>Net Punting Avg.</b>	<b>96/36.4</b>	<b>82/36.9</b>
<b>Penalties/Yards</b>	<b>115/959</b>	<b>102/807</b>
<b>Fumbles/Ball Lost</b>	<b>42/25</b>	<b>20/12</b>
<b>Touchdowns</b>	<b>25</b>	<b>37</b>
Rushing	10	17
Passing	13	18
Returns	2	2

BY PERIODS	1	2	3	4	OT	PTS
Oilers	45	56	25	100	0	226
Opponents	57	122	60	110	3	352

SCORING	TD	RU	PA	RT	PAT	FG	S	TP
Del Greco	0	0	0	0	18/18	16/20	0	66
Jeffires	6	0	6	0			0	42
G. Brown	5	4	1	0			0	30
White	4	3	1	0			0	24
Givins	2	0	1	1			0	12
Slaughter	2	0	2	0			0	12
Tolliver	2	2	0	0			0	12
Carter	1	0	1	0			0	6
Coleman	1	0	1	0			0	6
Dishman	1	0	0	1			0	6
Richardson	1	1	0	0			0	6
R. Brown	0	0	0	0			0	2
Lathon	0	0	0	0			1	2
<b>Oilers</b>	<b>25</b>	<b>10</b>	<b>13</b>	<b>2</b>	<b>18/18</b>	<b>16/20</b>	<b>1</b>	<b>226</b>
<b>Opponents</b>	<b>37</b>	<b>17</b>	<b>18</b>	<b>2</b>	<b>34/35</b>	<b>30/31</b>	<b>1</b>	<b>352</b>

2-Pt Conversions: Jeffires 3, R. Brown, Oilers 4-7, Opponents 2-2

RUSHING	No	Yds	Avg	Lg	TD
White	191	757	4.0	33	3
G. Brown	169	648	3.8	18	4
Richardson	30	217	7.2	18	1
Tolliver	12	37	3.1	10	2
Carlson	10	17	1.7	6	0
Tillman	2	12	6.0	9	0
Coleman	1	2	2.0	2	0
Wellman	1	-3	-3.0	-3	0
Givins	1	-5	-5.0	-5	0
<b>Oilers</b>	<b>417</b>	<b>1682</b>	<b>4.0</b>	<b>33</b>	<b>10</b>
<b>Opponents</b>	<b>540</b>	<b>2120</b>	<b>3.9</b>	<b>52</b>	<b>17</b>

PASSING	Att	Cmp	Pct	Yards	Yds/Att	TD	Int	Lg	Sk/Yds	Rating
Tolliver	240	121	50.4	1287	5.36	6	7	44	27/166	62.6
Richardson	181	94	51.9	1202	6.64	6	6	76t	23/136	70.3
Carlson	132	59	44.7	727	5.51	1	4	81	15/115	52.2
Camarillo	1	0	0.00	0	0.00	0	0	0	0/0	39.6
<b>Oilers</b>	<b>554</b>	<b>274</b>	<b>49.5</b>	<b>3216</b>	<b>5.81</b>	<b>13</b>	<b>17</b>	<b>81</b>	<b>65/417</b>	<b>62.5</b>
<b>Opponents</b>	<b>400</b>	<b>221</b>	<b>55.3</b>	<b>2963</b>	<b>7.41</b>	<b>18</b>	<b>14</b>	<b>55</b>	<b>31/168</b>	<b>79.4</b>

RECEIVING	No	Yds	Avg	Lg	TD
Slaughter	68	846	12.4	57	2
Jeffires	68	783	11.5	50	6
Givins	36	521	14.5	76t	1
White	21	188	9.0	41	1
Coleman	20	298	14.9	81	1
G. Brown	18	194	10.8	24	1
Carter	11	74	6.7	19	1
Wellman	10	112	11.2	25	0
McNair	8	78	9.8	21	0
R. Lewis	4	48	12.0	19	0
R. Brown	4	34	8.5	11	0
Hannah	3	24	8.0	11	0
Maston	2	12	6.0	10	0
Mills	1	4	4.0	4	0
<b>Oilers</b>	<b>274</b>	<b>3216</b>	<b>11.7</b>	<b>81</b>	<b>13</b>
<b>Opponents</b>	<b>221</b>	<b>2963</b>	<b>13.4</b>	<b>55</b>	<b>18</b>

INTERCEPTIONS	No	Yds	Avg	Lg	TD
D. Lewis	5	57	11.4	20	0
Dishman	4	74	18.5	38	1
Robertson	3	90	30.0	41	0
Bishop	1	21	21.0	21	0
St. Jackson	1	0	0.0	0	0
<b>Oilers</b>	<b>14</b>	<b>242</b>	<b>17.3</b>	<b>41</b>	<b>1</b>
<b>Opponents</b>	<b>17</b>	<b>188</b>	<b>11.1</b>	<b>41</b>	<b>0</b>

PUNTING	No	Yds	Avg	Net	TB	In	Lg	B
Camarillo	96	4115	42.9	36.4	9	35	58	0
<b>Oilers</b>	<b>96</b>	<b>4115</b>	<b>42.9</b>	<b>36.4</b>	<b>9</b>	<b>35</b>	<b>58</b>	<b>0</b>
<b>Opponents</b>	<b>82</b>	<b>3443</b>	<b>42.0</b>	<b>36.9</b>	<b>7</b>	<b>31</b>	<b>56</b>	<b>0</b>

PUNT RETURNS	No	FC	Yds	Avg	Lg	TD
Givins	37	9	210	5.7	78t	1
Hannah	9	0	58	6.4	13	0
Coleman	2	2	13	6.5	10	0
Dishman	1	0	0	0.0	0	0
Robertson	1	1	0	0.0	0	0
<b>Oilers</b>	<b>50</b>	<b>12</b>	<b>281</b>	<b>5.6</b>	<b>78t</b>	<b>1</b>
<b>Opponents</b>	<b>50</b>	<b>16</b>	<b>438</b>	<b>8.8</b>	<b>82t</b>	<b>1</b>

KICKOFF RETURNS	No	Yds	Avg	Lg	TD
McNair	23	481	20.9	44	0
Mills	15	282	18.8	34	0
St. Jackson	14	285	20.4	40	0
White	8	167	20.9	28	0
Hannah	5	116	23.2	39	0
Tillman	4	51	12.8	19	0
Bishop	2	18	9.0	11	0
Teeter	2	9	4.5	9	0
Givins	1	27	27.0	27	0
<b>Oilers</b>	<b>74</b>	<b>1436</b>	<b>19.4</b>	<b>44</b>	<b>0</b>
<b>Opponents</b>	<b>48</b>	<b>832</b>	<b>17.3</b>	<b>35</b>	<b>0</b>

FIELD GOALS	1-19	20-29	30-39	40-49	50+
Del Greco	0/0	4/5	4/4	7/8	1/3
<b>Oilers</b>	<b>0/0</b>	<b>4/5</b>	<b>4/4</b>	<b>7/8</b>	<b>1/3</b>
<b>Opponents</b>	<b>0/0</b>	<b>10/10</b>	<b>7/7</b>	<b>11/11</b>	<b>2/3</b>

**Del Greco:** (55N) (41G) () (45G, 24G) (48N) (29N) (21G, 24G) (52N) (32G, 49G, 38G) (34G) (43G) (42G) (38G) () (48G) (28G, 50G, 42G)  
**Opponents:** (42G) (45G, 29G) (37G, 42G, 48G, 29G, 48G) (21G, 49G) (42G, 25G, 22G) (50N, 35G) () (35G) (50G, 39G, 37G, 40G) (50G, 40G) (26G, 37G) (37G, 23G) (25G, 23G) (40G) (21G) (49G)

**SACKS**  
 Lathon 8.5, Childress 6.0, Davidson 6.0, Montgomery 3.0, Barrow 2.5, A. Smith 2.5, Bishop 1.5, St. Jackson 1.0  
**Oilers 31.0, Opponents 65.0**

**TACKLES (Solo-Assists-Total)**  
 A. Smith (97-45-142), Bishop (75-37-112), Robertson (80-31-111), Barrow (57-37-94), Childress (49-19-68), Davidson (47-21-68), Dishman (53-13-66), Robinson (41-25-66), Montgomery (45-19-64), D. Lewis (43-12-55), Lathon (36-16-52), McDowell (18-6-24), Wortham (15-7-22), Roberts (15-4-19), Bowden (7-6-13), St. Jackson (10-2-12), Ford (10-1-11), Teeter (7-0-7), Orlando (5-1-6), McCants (3-2-5), Davis (2-0-2), Faryniarz (1-0-1)  
**Team Totals: 716-304-1020**

USUAL STARTING LINEUP	
<b>OFFENSE</b>	
WR	Haywood Jeffires (80)
WR	Webster Slaughter (84)
LT	Brad Hopkins (72)
LG	John Flannery (55)
<b>C</b>	<b>Bruce Matthews (74)</b>
RG	Kevin Donnalley (77)
RT	David Williams (75)
TE	Pat Carter (85)
WR	Ernest Givins (81)
QB	Billy Joe Tolliver(11)
	Cody Carlson (14)
	Bucky Richardson (7)
RB	Lorenzo White (44)
FB	Gary Brown (33)
<b>DEFENSE</b>	
LE	Kenny Davidson (90)
LT	Ray Childress (79)
RT	Glenn Montgomery (94)
RE	Lamar Lathon (57)
LLB	Eddie Robinson (50)
MLB	Al Smith (54)
RLB	Micheal Barrow (56)
LCB	Cris Dishman (28)
RCB	Darryll Lewis (29)
SS	Blaine Bishop (23)
FS	Marcus Robertson (31)

SPECIALISTS	
K	Al Del Greco (3)
P	Rich Camarillo (16)

**Pro Bowl**  
 All-Pro

**GM:** Floyd Reese; **Head Coach:** Jack Pardee (10 games), Jeff Fisher (six games)  
**Asst. Coaches:** Kevin Gilbride (asst. head coach/off.), Dick Coury (off. coord.), Jeff Fisher (def. coord.), Charlie Baggett (WR), Tom Bettis (DB), Frank Bush (qual. control), Frank Novak (ST/RB), Jim Stanley (DL), Steve Watterson (strength & rehab.), Gregg Williams (LB), Bob Young (OL)

\* Coord. for first 10 games; head coach last six games

### AMERICAN FOOTBALL CONFERENCE STANDINGS

AFC EAST	W	L	T	Pct
Miami	10	6	0	.625
* New England	10	6	0	.625
Indianapolis	8	8	0	.500
Buffalo	7	9	0	.438
N.Y. Jets	6	10	0	.375
AFC CENTRAL	W	L	T	Pct
Pittsburgh	12	4	0	.750
* Cleveland	11	5	0	.688
Cincinnati	3	13	0	.188
<b>Houston</b>	<b>2</b>	<b>14</b>	<b>0</b>	<b>.125</b>
AFC WEST	W	L	T	Pct
San Diego	11	5	0	.688
* Kansas City	9	7	0	.563
L.A. Raiders	9	7	0	.563
Denver	7	9	0	.438
Seattle	6	10	0	.375

### NATIONAL FOOTBALL CONFERENCE STANDINGS

NFC EAST	W	L	T	Pct
Dallas	12	4	0	.750
N.Y. Giants	9	7	0	.563
Arizona	8	8	0	.500
Philadelphia	7	9	0	.438
Washington	3	13	0	.188
NFC CENTRAL	W	L	T	Pct
Minnesota	10	6	0	.625
* Green Bay	9	7	0	.563
* Detroit	9	7	0	.563
* Chicago	9	7	0	.563
Tampa Bay	6	10	0	.375
NFC WEST	W	L	T	Pct
San Francisco	13	3	0	.813
New Orleans	7	9	0	.438
Atlanta	7	9	0	.438
L.A. Rams	4	12	0	.250

\* Wild Card for Playoffs



# 1992 SEASON (10-6 REGULAR SEASON, 0-1 PLAYOFFS) • 2ND PLACE AFC CENTRAL

DATE	OPPONENT	SCORE	W/L	ATT
Sep. 6	PITTSBURGH	24-29	L	63,713
Sep. 13	at Indianapolis	20-10	W	44,851
Sep. 20	KANSAS CITY	23-20*	W	60,955
Sep. 27	SAN DIEGO	27-0	W	57,491
Oct. 4	BYE			
Oct. 11	at Cincinnati	38-24	W	54,254
Oct. 18	at Denver	21-27	L	74,827
Oct. 25	CINCINNATI	26-10	W	58,701
Nov. 1	at Pittsburgh	20-21	L	58,074
Nov. 8	CLEVELAND	14-24	L	57,348
Nov. 15	at Minnesota	17-13	W	56,726
Nov. 22	at Miami	16-19	L	63,597
Nov. 26	at Detroit	24-21	W	73,711
Dec. 7	CHICAGO	24-7	W	62,193
Dec. 13	GREEN BAY	14-16	L	57,285
Dec. 20	at Cleveland	17-14	W	59,898
Dec. 27	BUFFALO	27-3	W	61,742
Jan. 3	at Buffalo	38-41*	L	75,141

\* Overtime

	TITANS	OPP
<b>Total First Downs</b>	<b>339</b>	<b>254</b>
Rushing	101	93
Passing	217	139
Penalty	21	22
3rd Down: Made/Att	72/170	68/194
3rd Down Pct.	42.4	35.1
4th Down: Made/Att	3/9	7/14
4th Down Pct.	33.3	50.0
<b>Possession Avg.</b>	<b>31:09</b>	<b>28:51</b>
<b>Total Net Yards</b>	<b>5655</b>	<b>4211</b>
Avg. Per Game	353.4	263.2
Total Plays	958	907
Avg. Per Play	5.9	4.6
<b>Net Yards Rushing</b>	<b>1626</b>	<b>1634</b>
Avg. Per Game	101.6	102.1
Total Rushes	353	412
<b>Net Yards Passing</b>	<b>4029</b>	<b>2577</b>
Avg. Per Game	251.8	161.1
Sacked/Yards Lost	32/202	50/321
Gross Yards	4231	2898
Att./Comp.	573/373	445/248
Completion Pct.	65.1	55.7
Had Intercepted	23	20
<b>Punts/Average</b>	<b>55/45.2</b>	<b>68/43.2</b>
<b>Net Punting Avg.</b>	<b>55/37.3</b>	<b>68/38.6</b>
<b>Penalties/Yards</b>	<b>111/824</b>	<b>114/886</b>
<b>Fumbles/Ball Lost</b>	<b>28/12</b>	<b>24/11</b>
<b>Touchdowns</b>	<b>41</b>	<b>28</b>
Rushing	10	6
Passing	27	20
Returns	4	2

BY PERIODS	1	2	3	4	OT	PTS
<b>Oilers</b>	<b>81</b>	<b>75</b>	<b>80</b>	<b>113</b>	<b>3</b>	<b>352</b>
<b>Opponents</b>	<b>23</b>	<b>96</b>	<b>50</b>	<b>89</b>	<b>0</b>	<b>258</b>

SCORING	TD	RU	PA	RT	PAT	FG	S	TP
Del Greco	0	0	0	0	41/41	21/27	0	104
Givins	10	0	10	0	0	0	0	60
Jeffries	9	0	9	0	0	0	0	54
White	8	7	1	0	0	0	0	48
Slaughter	4	0	4	0	0	0	0	24
L. Harris	2	0	2	0	0	0	0	12
G. Brown	1	1	0	0	0	0	0	6
Carlson	1	1	0	0	0	0	0	6
Childress	1	0	0	1	0	0	0	6
Duncan	1	0	1	0	0	0	0	6
Fuller	1	0	0	1	0	0	0	6
McDowell	1	0	0	1	0	0	0	6
Meads	1	0	0	1	0	0	0	6
Moon	1	1	0	0	0	0	0	6
<b>Oilers</b>	<b>41</b>	<b>10</b>	<b>27</b>	<b>4</b>	<b>41/41</b>	<b>21/27</b>	<b>1</b>	<b>352</b>
<b>Opponents</b>	<b>28</b>	<b>6</b>	<b>20</b>	<b>2</b>	<b>27/28</b>	<b>21/26</b>	<b>0</b>	<b>258</b>

RUSHING	No	Yds	Avg	Lg	TD
White	265	1226	4.6	44	7
Moon	27	147	5.4	23	1
G. Brown	19	87	4.6	26	1
Carlson	27	77	2.9	13	1
Givins	7	75	10.7	44	0
Slaughter	3	20	6.7	10	0
L. Harris	1	8	8.0	8	0
Tillman	1	1	1.0	1	0
Richardson	1	-1	-1.0	-1	0
Gr. Montgomery	2	-14	-7.0	0	0
<b>Oilers</b>	<b>353</b>	<b>1626</b>	<b>4.6</b>	<b>44</b>	<b>10</b>
<b>Opponents</b>	<b>412</b>	<b>1634</b>	<b>4.0</b>	<b>67t</b>	<b>6</b>

PASSING	Att	Cmp	Pct	Yards	Yds/Att	TD	Int	Lg	Sk/Yds	Rating
Moon	346	224	64.7	2521	7.29	18	12	72	16/105	89.3
Carlson	227	149	65.6	1710	7.53	9	11	65	15/90	81.2
Richardson	0	0	0.0	0	0.0	0	0	0	1/7	0
<b>Oilers</b>	<b>573</b>	<b>373</b>	<b>65.1</b>	<b>4231</b>	<b>7.38</b>	<b>27</b>	<b>23</b>	<b>72</b>	<b>32/202</b>	<b>86.1</b>
<b>Opponents</b>	<b>445</b>	<b>248</b>	<b>55.7</b>	<b>2898</b>	<b>6.51</b>	<b>20</b>	<b>20</b>	<b>77t</b>	<b>50/321</b>	<b>71.9</b>

RECEIVING	No	Yds	Avg	Lg	TD
Jeffries	90	913	10.1	47	9
Duncan	82	954	11.6	72	1
Givins	67	787	11.7	41	10
White	57	641	11.2	69t	1
Slaughter	39	486	12.5	36t	4
L. Harris	35	435	12.4	47	2
Coleman	2	10	5.0	6	0
G. Brown	1	5	5.0	5	0
<b>Oilers</b>	<b>373</b>	<b>4231</b>	<b>11.3</b>	<b>72</b>	<b>27</b>
<b>Opponents</b>	<b>248</b>	<b>2898</b>	<b>11.7</b>	<b>77t</b>	<b>20</b>

INTERCEPTIONS	No	Yds	Avg	Lg	TD
Gray	6	24	4.0	22	0
McDowell	3	52	17.3	26t	1
Dishman	3	34	11.3	17	0
Jackson	3	18	6.0	18	0
Robertson	1	27	27.0	27	0
A. Smith	1	26	26.0	26	0
Dumas	1	0	0.0	0	0
Graf	1	0	0.0	0	0
Jones	1	0	0.0	0	0
<b>Oilers</b>	<b>20</b>	<b>181</b>	<b>9.1</b>	<b>27</b>	<b>1</b>
<b>Opponents</b>	<b>23</b>	<b>367</b>	<b>16.0</b>	<b>57</b>	<b>0</b>

PUNTING	No	Yds	Avg	Net	TB	In	Lg	B
Montgomery	53	2487	46.9	37.3	9	14	66	2
<b>Oilers</b>	<b>55</b>	<b>2487</b>	<b>45.2</b>	<b>37.3</b>	<b>9</b>	<b>14</b>	<b>66</b>	<b>2</b>
<b>Opponents</b>	<b>68</b>	<b>2939</b>	<b>43.2</b>	<b>38.6</b>	<b>6</b>	<b>23</b>	<b>65</b>	<b>1</b>

PUNT RETURNS	No	FC	Yds	Avg	Lg	TD
Slaughter	20	8	142	7.1	20	0
Coleman	7	4	35	5.0	19	0
C. Harris	6	0	17	2.8	13	0
<b>Oilers</b>	<b>33</b>	<b>12</b>	<b>194</b>	<b>5.9</b>	<b>20</b>	<b>0</b>
<b>Opponents</b>	<b>31</b>	<b>2</b>	<b>255</b>	<b>8.2</b>	<b>25</b>	<b>0</b>

KICKOFF RETURNS	No	Yds	Avg	Lg	TD
Coleman	14	290	20.7	28	0
C. Harris	10	206	20.6	42	0
Tillman	10	157	15.7	33	0
Lewis	8	171	21.4	26	0
Slaughter	1	21	21.0	21	0
G. Brown	1	15	15.0	15	0
Gl. Montgomery	1	13	13.0	13	0
Flannery	1	12	12.0	12	0
<b>Oilers</b>	<b>46</b>	<b>885</b>	<b>19.2</b>	<b>42</b>	<b>0</b>
<b>Opponents</b>	<b>63</b>	<b>989</b>	<b>15.7</b>	<b>35</b>	<b>0</b>

FIELD GOALS	1-19	20-29	30-39	40-49	50+
Del Greco	3/3	8/9	5/6	4/8	1/1
<b>Oilers</b>	<b>3/3</b>	<b>8/9</b>	<b>5/6</b>	<b>4/8</b>	<b>1/1</b>
<b>Opponents</b>	<b>0/0</b>	<b>6/7</b>	<b>7/8</b>	<b>5/7</b>	<b>3/4</b>

**Del Greco:** (36G) (27G, 29N, 20G) (21G, 54G, 39G) (49G, 46N) (39G) (43N) (27G, 47N) (29G, 19G, 39N) ( ) (30G) (24G, 41G, 23G, 41N) (46N, 30G) (19G) ( ) (47G) (28G, 18G)  
**Opponents:** (30G, 25G, 37G) (37G) (31G, 52G, 20N) ( ) (29G, 43N) (45G, 28G) (24G) ( ) (44G, 52N) (42G, 51G) (38G, 40G, 29G, 52G) ( ) ( ) (39G, 36G, 20G) (42N) (40G, 33N)

**SACKS**  
 Childress 13.0, L. Williams 11.0, Jones 8.5, Fuller 8, Lathon 1.5, McDowell 1.5, Alm 1.0, Graf 1.0, Jackson 1.0, Lewis 1.0, Robinson 1.0, A. Smith 1.0, Gl. Montgomery 0.5  
**Oilers 50.0, Opponents 32.0**

**TACKLES (Solo-Assists-Total)**  
 A. Smith (68-52-120), Childress (64-26-90), J. Gray (56-15-71), McDowell (56-15-71), Robertson (39-32-71), Lathon (40-14-54), Robinson (33-21-54), Jones (34-19-53), Fuller (42-10-52), Dishman (27-13-40), Alm (24-11-35), L. Williams (24-11-35), Jackson (22-11-33), Lewis (21-6-27), Graf (13-9-22), Dumas (13-6-19), D. Smith (11-4-15), Peguee (2-6-8), Meads (2-5-7), Gl. Montgomery (5-1-6), Seale (5-0-5), T. Brown (4-1-5), Orlando (2-3-5), R. Johnson (2-3-5), Roberts (1-0-1), Veasey (1-0-1)  
**Oilers: (611-294-905)**

### USUAL STARTING LINEUP

#### OFFENSE

**WR** Haywood Jeffries (84)  
 WR Webster Slaughter (89)  
 Leonard Harris (83)  
 LT Don Maggs (78)  
**LG** Mike Munchak (63)  
**C** Bruce Matthews (74)  
 RG Doug Dawson (66)  
 RT David Williams (73)  
**WR** Ernest Givins (81)  
**WR** Curtis Duncan (80)  
**QB** Warren Moon (1)  
 Cody Carlson (6)  
**RB** Lorenzo White (44)

#### DEFENSE

LE William Fuller (95)  
**LT** Ray Childress (79)  
 RT Jeff Alm (76)  
 Doug Smith (99)  
 RE Sean Jones (96)  
 LLB Lamar Lathon (57)  
**MLB** Al Smith (54)  
 RLB Eddie Robinson (50)  
 LCB Chris Dishman (28)  
 RCB Jerry Gray (21)  
 SS Bubba McDowell (25)  
 FS Marcus Robertson (31)

#### SPECIALISTS

K Al Del Greco (3)  
 P Greg Montgomery (9)

#### Pro Bowl

All-Pro

**GM:** Mike Holovak; **Head Coach:** Jack Pardee  
**Asst. Coaches:** Kevin Gilbride (off. coord.), Jim Eddy (def. coord.), Frank Bush (LB), Frank Novak (RB), Chris Palmer (WR), Richard Smith (ST/asst. OL), Jim Stanley (DL), Steve Watterson (strength & rehab.), Gregg Williams (qual. control coord.), Bob Young (OL)

### AMERICAN FOOTBALL CONFERENCE STANDINGS

AFC EAST	W	L	T	Pct
Miami	11	5	0	.688
* Buffalo	11	5	0	.688
Indianapolis	9	7	0	.563
N.Y. Jets	4	12	0	.250
New England	2	14	0	.125
<b>AFC CENTRAL</b>	<b>W</b>	<b>L</b>	<b>T</b>	<b>Pct</b>
Pittsburgh	11	5	0	.688
* Houston	10	6	0	.625
Cleveland	7	9	0	.438
Cincinnati	5	11	0	.313
<b>AFC WEST</b>	<b>W</b>	<b>L</b>	<b>T</b>	<b>Pct</b>
San Diego	11	5	0	.688
* Kansas City	10	6	0	.625
Denver	8	8	0	.500
L.A. Raiders	7	9	0	.438
Seattle	2	14	0	.125

### NATIONAL FOOTBALL CONFERENCE STANDINGS

NFC EAST	W	L	T	Pct
Dallas	13	3	0	.813
* Philadelphia	11	5	0	.688
* Washington	9	7	0	.563
N.Y. Giants	6	10	0	.375
Phoenix	4	12	0	.250
<b>NFC CENTRAL</b>	<b>W</b>	<b>L</b>	<b>T</b>	<b>Pct</b>
Minnesota	11	5	0	.688
Green Bay	9	7	0	.563
Tampa Bay	5	11	0	.313
Chicago	5	11	0	.313
Detroit	5	11	0	.313
<b>NFC WEST</b>	<b>W</b>	<b>L</b>	<b>T</b>	<b>Pct</b>
San Francisco	14	2	0	.875
* New Orleans	12	4	0	.750
Atlanta	6	10	0	.375
L.A. Rams	6	10	0	.375

\* Wild Card for Playoffs





# 1990 SEASON (9-7 REGULAR SEASON, 0-1 PLAYOFFS) • 1ST PLACE AFC CENTRAL (TIED)

DATE	OPPONENT	SCORE	W/L	ATT
Sep. 9	at Atlanta	27-47	L	56,222
Sep. 16	at Pittsburgh	9-20	L	54,814
Sep. 23	INDIANAPOLIS	24-10	W	50,093
Sep. 30	at San Diego	17-7	W	48,762
Oct. 7	SAN FRANCISCO	21-24	L	59,931
Oct. 14	CINCINNATI	48-17	W	53,501
Oct. 21	NEW ORLEANS	23-10	W	57,908
Oct. 28	NY JETS	12-17	L	56,337
Nov. 4	at L.A. Rams	13-17	L	52,628
Nov. 11	BYE			
Nov. 18	at Cleveland	35-23	W	76,726
Nov. 26	BUFFALO	27-24	W	60,130
Dec. 2	at Seattle	10-13*	L	57,592
Dec. 9	CLEVELAND	58-14	W	54,469
Dec. 16	at Kansas City	27-10	W	61,756
Dec. 23	at Cincinnati	20-40	L	60,044
Dec. 30	PITTSBURGH	34-14	W	56,906
Jan. 6	at Cincinnati	14-41	L	60,012

\* Overtime

	TITANS	OPP
<b>Total First Downs</b>	<b>376</b>	<b>279</b>
Rushing	97	88
Passing	251	160
Penalty	28	31
3rd Down: Made/Att	94/180	69/177
3rd Down Pct.	52.2	39.0
4th Down: Made/Att	3/12	6/13
4th Down Pct.	25.0	46.2
<b>Possession Avg.</b>	<b>31:35</b>	<b>28:25</b>
<b>Total Net Yards</b>	<b>6222</b>	<b>4635</b>
Avg. Per Game	388.9	289.7
Total Plays	1006	890
Avg. Per Play	6.2	5.2
<b>Net Yards Rushing</b>	<b>1417</b>	<b>1575</b>
Avg. Per Game	88.6	98.4
Total Rushes	328	392
<b>Net Yards Passing</b>	<b>4805</b>	<b>3060</b>
Avg. Per Game	300.3	191.3
Sacked/Yards Lost	39/267	38/272
Gross Yards	5072	3332
Att./Comp.	639/399	460/267
Completion Pct.	62.4	58.0
Had Intercepted	15	21
<b>Punts/Average</b>	<b>34/45.0</b>	<b>62/38.7</b>
<b>Net Punting Avg.</b>	<b>34/36.6</b>	<b>62/35.0</b>
<b>Penalties/Yards</b>	<b>135/1009</b>	<b>134/1015</b>
<b>Fumbles/Ball Lost</b>	<b>34/21</b>	<b>22/12</b>
<b>Touchdowns</b>	<b>49</b>	<b>37</b>
Rushing	10	12
Passing	37	18
Returns	2	7

BY PERIODS	1	2	3	4	OT	PTS
<b>Oilers</b>	<b>83</b>	<b>152</b>	<b>70</b>	<b>100</b>	<b>0</b>	<b>405</b>
<b>Opponents</b>	<b>54</b>	<b>95</b>	<b>71</b>	<b>84</b>	<b>3</b>	<b>307</b>

SCORING	TD	RU	PA	RT	PAT	FG	S	TP
White	12	8	4	0			0	72
Garcia	0	0	0	0	26/28	14/20	0	68
Givins	9	0	9	0			0	54
Jeffries	8	0	8	0			0	48
Zendejas	0	0	0	0	20/21	7/12	0	41
T. Jones	6	0	6	0			0	36
Hill	5	0	5	0			0	30
Harris	3	0	3	0			0	18
Moon	2	2	0	0			0	12
Duncan	1	0	1	0			0	6
Ford	1	0	1	0			0	6
R. Johnson	1	0	0	1			0	6
Kinard	1	0	0	1			0	6
Childress	0	0	0	0			1	2
<b>Oilers</b>	<b>49</b>	<b>10</b>	<b>37</b>	<b>2</b>	<b>46/49</b>	<b>21/32</b>	<b>1</b>	<b>405</b>
<b>Opponents</b>	<b>37</b>	<b>12</b>	<b>18</b>	<b>7</b>	<b>34/37</b>	<b>17/21</b>	<b>0</b>	<b>307</b>

RUSHING	No	Yds	Avg	Lg	TD
White	168	702	4.2	22	8
Pinkett	66	268	4.1	19	0
Moon	55	215	3.9	17	2
V. Jones	14	75	5.4	14	0
Givins	3	65	21.7	31	0
Carlson	11	52	4.7	16	0
Rozier	10	42	4.2	11	0
T. Jones	1	-2	-2.0	-2	0
<b>Oilers</b>	<b>328</b>	<b>1417</b>	<b>4.3</b>	<b>31</b>	<b>10</b>
<b>Opponents</b>	<b>392</b>	<b>1575</b>	<b>4.0</b>	<b>56t</b>	<b>12</b>

PASSING	Att	Cmp	Pct	Yards	Yds/Att	TD	Int	Lg	Sk/Yds	Rating
Moon	584	362	62.0	4689	8.03	33	13	87t	36/252	96.8
Carlson	55	37	67.3	383	6.96	4	2	53t	3/15	96.3
<b>Oilers</b>	<b>639</b>	<b>399</b>	<b>62.4</b>	<b>5072</b>	<b>7.94</b>	<b>37</b>	<b>15</b>	<b>87t</b>	<b>39/267</b>	<b>96.7</b>
<b>Opponents</b>	<b>460</b>	<b>267</b>	<b>58.0</b>	<b>3332</b>	<b>7.24</b>	<b>18</b>	<b>21</b>	<b>78t</b>	<b>38/272</b>	<b>74.7</b>

RECEIVING	No	Yds	Avg	Lg	TD
Jeffries	74	1048	14.2	87t	8
Hill	74	1019	13.8	57	5
Givins	72	979	13.6	80t	9
Duncan	66	785	11.9	37t	1
White	39	368	9.4	29	4
T. Jones	30	409	13.6	47	6
Harris	13	172	13.2	42t	3
Pinkett	11	85	7.7	38	0
Ford	10	98	9.8	24	1
McNeil	5	63	12.6	16	0
Rozier	5	46	9.2	24	0
<b>Oilers</b>	<b>399</b>	<b>5072</b>	<b>12.7</b>	<b>87t</b>	<b>37</b>
<b>Opponents</b>	<b>267</b>	<b>3332</b>	<b>12.5</b>	<b>78t</b>	<b>18</b>

INTERCEPTIONS	No	Yds	Avg	Lg	TD
R. Johnson	8	100	12.5	35	1
Kinard	4	75	18.8	47	0
Dishman	4	50	12.5	42	0
McDowell	2	11	5.5	11	0
Meads	1	32	32.0	32	0
Allen	1	27	27.0	27	0
Knight	1	0	0	0	0
<b>Oilers</b>	<b>21</b>	<b>295</b>	<b>14.0</b>	<b>47</b>	<b>1</b>
<b>Opponents</b>	<b>15</b>	<b>237</b>	<b>15.8</b>	<b>82t</b>	<b>2</b>

PUNTING	No	Yds	Avg	Net	TB	In	Lg	B
Montgomery	34	1530	45.0	36.6	5	7	60	0
<b>Oilers</b>	<b>34</b>	<b>1530</b>	<b>45.0</b>	<b>36.6</b>	<b>5</b>	<b>7</b>	<b>60</b>	<b>0</b>
<b>Opponents</b>	<b>62</b>	<b>2402</b>	<b>38.7</b>	<b>35.0</b>	<b>3</b>	<b>20</b>	<b>55</b>	<b>1</b>

PUNT RETURNS	No	FC	Yds	Avg	Lg	TD
McNeil	30	20	172	5.7	26	0
Duncan	0	1	0	--	0	0
<b>Oilers</b>	<b>30</b>	<b>21</b>	<b>172</b>	<b>5.7</b>	<b>26</b>	<b>0</b>
<b>Opponents</b>	<b>23</b>	<b>0</b>	<b>186</b>	<b>7.1</b>	<b>52t</b>	<b>1</b>

KICKOFF RETURNS	No	Yds	Avg	Lg	TD
McNeil	27	551	20.4	64	0
Ford	14	219	15.6	23	0
Pinkett	4	91	22.8	28	0
Norgard	2	0	0.0	0	0
<b>Oilers</b>	<b>47</b>	<b>861</b>	<b>18.3</b>	<b>64</b>	<b>0</b>
<b>Opponents</b>	<b>71</b>	<b>1329</b>	<b>18.7</b>	<b>101t</b>	<b>1</b>

FIELD GOALS	1-19	20-29	30-39	40-49	50+
Garcia	0/0	5/5	4/5	5/7	0/3
Zendejas	0/0	2/3	3/5	2/4	0/0
<b>Oilers</b>	<b>0/0</b>	<b>7/8</b>	<b>7/10</b>	<b>7/11</b>	<b>0/3</b>
<b>Opponents</b>	<b>1/1</b>	<b>5/6</b>	<b>8/8</b>	<b>2/4</b>	<b>1/2</b>

Garcia: ( ) ( ) ( ) ( ) ( ) ( ) (42G, 40N, 49G, 52N) (22G, 31G) (51N) (25G, 36G) (29G) (45G) (32G, 39N, 26G) (29G, 36G, 42N) (50N, 47G, 45G)  
 Zendejas: ( ) (49N, 42N) (36N, 30G) (36N, 27N, 34G) ( ) (22G, 23G) (43G, 45G, 33G) ( ) ( ) ( ) ( ) ( ) ( ) ( )  
 Opponents: (39G, 39G, 36G, 51G) (31G, 27G) (33G) (27N, 45N) (23G) (29G) (20G, 40B) (32G) (19G) (22G) (43G) (39G, 42G) ( ) (35G, ) (52N)

**SACKS**  
 S. Jones 12.5, Childress 8.0, Fuller 8.0, E. Johnson 2.5, Meads 2.5, D. Smith 2.0, A. Smith 1.0, Alm 0.5, McDowell 0.5, Gl. Montgomery 0.5  
**Oilers 38.0, Opponents 39.0**

**TACKLES (Solo-Assists-Total)**  
 A. Smith (75-26-101), Meads (65-30-95), Childress (65-20-85), McDowell (55-26-81), Kinard (52-22-74), R. Johnson (54-16-70), Grimsley (35-29-64), Dishman (42-16-58), S. Jones (34-22-56), Fuller (31-19-50), Knight (22-12-34), D. Smith (18-14-32), E. Johnson (16-16-32), Brown (23-6-29), Allen (15-2-17), Lathon (8-2-10), Alm (6-3-9), Gl. Montgomery (6-1-7), Fairs (5-2-7), Orlando (1-2-3), Thomas (2-0-2), Lyles (2-0-2)  
**Team Totals: 632-286-918**

### USUAL STARTING LINEUP

**OFFENSE**  
 WR Haywood Jeffries (84)  
**WR Drew Hill (85)**  
 LT Don Maggs (78)  
**LG Mike Munchak (63)**  
 C Jay Pennison (52)  
**RG Bruce Matthews (74)**  
 RT David Williams (73)  
 DE Dean Steinkuhler (70)  
**WR Ernest Givins (81)**  
 WR Curtis Duncan (80)  
**QB Warren Moon (1)**  
 RB Lorenzo White (44)

**DEFENSE**  
 LE William Fuller (95)  
**LT Ray Childress (79)**  
 RT Doug Smith (99)  
 RE Sean Jones (96)  
 LLB John Grimsley (59)  
 MLB Al Smith (54)  
 RLB Johnny Meads (91)  
 LCB Cris Dishman (28)  
 RCB Richard Johnson (23)  
 SS Bubba McDowell (25)  
 FS Terry Kinard (27)

**SPECIALISTS**  
 K Teddy Garcia (8)  
 P Tony Zendejas (7)  
 P Greg Montgomery (9)

### Pro Bowl

All-Pro

**GM:** Mike Holovak; **Head Coach:** Jack Pardee  
**Asst. Coaches:** Kevin Gilbride (off. coord.), Jim Eddy (def. coord.), Frank Novak (RB), Chris Palmer (WR), Richard Smith (ST/LB), Jim Stanley (DL), Pat Thomas (DB), Steve Watterson (strength & rehab.), Bob Young (OL)

### AMERICAN FOOTBALL CONFERENCE STANDINGS

AFC EAST	W	L	T	Pct
Buffalo	13	3	0	.813
* Miami	12	4	0	.750
Indianapolis	7	9	0	.438
N.Y. Jets	6	10	0	.375
New England	1	15	0	.063
AFC CENTRAL	W	L	T	Pct
Cincinnati	9	7	0	.563
* Houston	9	7	0	.563
Pittsburgh	9	7	0	.563
Cleveland	3	13	0	.188
AFC WEST	W	L	T	Pct
L.A. Raiders	12	4	0	.750
* Kansas City	11	5	0	.688
Seattle	9	7	0	.563
San Diego	6	10	0	.375
Denver	5	11	0	.313

### NATIONAL FOOTBALL CONFERENCE STANDINGS

NFC EAST	W	L	T	Pct
N.Y. Giants	13	3	0	.813
* Philadelphia	10	6	0	.625
* Washington	10	6	0	.625
Dallas	7	9	0	.438
Phoenix	5	11	0	.313
NFC CENTRAL	W	L	T	Pct
Chicago	11	5	0	.688
Tampa Bay	6	10	0	.375
Detroit	6	10	0	.375
Green Bay	6	10	0	.375
Minnesota	6	10	0	.375
NFC WEST	W	L	T	Pct
San Francisco	14	2	0	.875
* New Orleans	8	8	0	.500
L.A. Rams	5	11	0	.313
Atlanta	5	11	0	.313

\* Wild Card for Playoffs

# 1989 SEASON (9-7 REGULAR SEASON, 0-1 PLAYOFFS) • 2ND PLACE AFC CENTRAL (TIED)

DATE	OPPONENT	SCORE	W/L	ATT
Sep. 10	at Minnesota	7-38	L	54,015
Sep. 17	at San Diego	34-27	W	42,013
Sep. 24	BUFFALO	41-47*	L	57,278
Oct. 1	MIAMI	39-7	W	53,326
Oct. 8	at New England	13-23	L	59,828
Oct. 15	at Chicago	33-28	W	64,383
Oct. 22	PITTSBURGH	27-0	W	59,091
Oct. 29	at Cleveland	17-28	L	78,765
Nov. 5	DETROIT	35-31	W	48,056
Nov. 13	CINCINNATI	26-24	W	60,694
Nov. 19	L.A. RAIDERS	23-7	W	59,198
Nov. 26	at Kansas City	0-34	L	51,342
Dec. 3	at Pittsburgh	23-16	W	40,541
Dec. 10	TAMPA BAY	20-17	W	54,532
Dec. 17	at Cincinnati	7-61	L	47,510
Dec. 23	CLEVELAND	20-24	L	58,852
Dec. 31	PITTSBURGH	23-26*	L	58,306

\* Overtime

	TITANS	OPP
<b>Total First Downs</b>	<b>327</b>	<b>314</b>
Rushing	112	119
Passing	185	165
Penalty	30	30
3rd Down: Made/Att	83/203	87/191
3rd Down Pct.	40.9	45.5
4th Down: Made/Att	10/14	10/13
4th Down Pct.	71.4	76.9
<b>Possession Avg.</b>	<b>31:59</b>	<b>28:01</b>
<b>Total Net Yards</b>	<b>5427</b>	<b>5211</b>
Avg. Per Game	339.2	325.7
Total Plays	1028	940
Avg. Per Play	5.3	5.5
<b>Net Yards Rushing</b>	<b>1928</b>	<b>1669</b>
Avg. Per Game	120.5	104.3
Total Rushes	495	437
<b>Net Yards Passing</b>	<b>3499</b>	<b>3542</b>
Avg. Per Game	218.7	221.4
Sacked/Yards Lost	37/287	36/277
Gross Yards	3786	3819
Att./Comp.	496/295	467/269
Completion Pct.	59.5	57.6
Had Intercepted	16	21
<b>Punts/Average</b>	<b>58/41.8</b>	<b>56/37.6</b>
<b>Net Punting Avg.</b>	<b>56/36.1</b>	<b>56/34.0</b>
<b>Penalties/Yards</b>	<b>149/1153</b>	<b>109/903</b>
<b>Fumbles/Ball Lost</b>	<b>39/17</b>	<b>25/16</b>
<b>Touchdowns</b>	<b>41</b>	<b>52</b>
Rushing	16	20
Passing	23	28
Returns	2	4

BY PERIODS	1	2	3	4	OT	PTS
Oilers	50	128	85	102	0	365
Opponents	95	106	97	108	6	412

SCORING	TD	RU	PA	RT	PAT	FG	S	TP
Zendejas	0	0	0	0	40/40	25/37	0	115
Hill	8	0	8	0			0	48
Highsmith	6	4	2	0			0	36
Duncan	5	0	5	0			0	30
White	5	5	0	0			0	30
Moon	4	4	0	0			0	24
Givins	3	0	3	0			0	18
Harris	2	0	2	0			0	12
Jeffries	2	0	2	0			0	12
Pinkett	2	2	0	0			0	12
Rozier	2	2	0	0			0	12
Dishman	1	0	0	1			0	6
Seale	1	0	0	1			0	6
McDowell	0	0	0	0			1	2
<b>Oilers</b>	<b>41</b>	<b>16</b>	<b>23</b>	<b>2</b>	<b>40/40</b>	<b>25/37</b>	<b>2</b>	<b>365</b>
<b>Opponents</b>	<b>52</b>	<b>20</b>	<b>28</b>	<b>4</b>	<b>49/50</b>	<b>17/21</b>	<b>0</b>	<b>412</b>

RUSHING	No	Yds	Avg	Lg	TD
Highsmith	128	531	4.1	25	4
Pinkett	94	449	4.8	60	1
White	104	349	3.4	33	5
Rozier	88	301	3.4	17	2
Moon	70	268	3.8	19	4
Montgomery	3	17	5.7	11	0
T. Johnson	4	16	4.0	8	0
Duncan	1	0	0.0	0	0
Carlson	3	-3	-1.0	0	0
<b>Oilers</b>	<b>495</b>	<b>1928</b>	<b>3.9</b>	<b>60</b>	<b>16</b>
<b>Opponents</b>	<b>437</b>	<b>1669</b>	<b>3.8</b>	<b>58t</b>	<b>20</b>

PASSING	Att	Cmp	Pct	Yards	Yds/Att	TD	Int	Lg	Sk/Yds	Rating
Moon	464	280	60.3	3631	7.83	23	14	55	35/267	88.9
Carlson	31	15	48.4	155	5.00	0	1	23	2/20	49.8
Zendejas	1	0	0.0	0	0.00	0	1	0	0/0	0.0
<b>Oilers</b>	<b>496</b>	<b>295</b>	<b>59.5</b>	<b>3786</b>	<b>7.63</b>	<b>23</b>	<b>16</b>	<b>55</b>	<b>37/287</b>	<b>85.5</b>
<b>Opponents</b>	<b>467</b>	<b>269</b>	<b>57.6</b>	<b>3819</b>	<b>8.18</b>	<b>28</b>	<b>21</b>	<b>80t</b>	<b>36/277</b>	<b>85.4</b>

RECEIVING	No	Yds	Avg	Lg	TD
Hill	66	938	14.2	50	8
Givins	55	794	14.4	48	3
Jeffries	47	619	13.2	45t	2
Duncan	43	613	14.3	55	5
Pinkett	31	239	7.7	23	1
Highsmith	18	201	11.2	32	2
Harris	13	202	15.5	36	2
White	6	37	6.2	11	0
Verhulst	4	48	12.0	21	0
Jackson	4	31	7.8	18	0
Rozier	4	28	7.0	8	0
Mrosko	3	28	9.3	14	0
T. Johnson	1	8	8.0	8	0
<b>Oilers</b>	<b>295</b>	<b>3786</b>	<b>12.8</b>	<b>55</b>	<b>23</b>
<b>Opponents</b>	<b>269</b>	<b>3819</b>	<b>14.2</b>	<b>80t</b>	<b>28</b>

INTERCEPTIONS	No	Yds	Avg	Lg	TD
Brown	5	54	10.8	41	0
Lyles	4	66	16.5	48	0
McDowell	4	65	16.3	21	0
Dishman	4	31	7.8	31	0
Eaton	3	33	11.0	20	0
R. Johnson	1	0	0.0	0	0
Donaldson	0	14	--	14	0
<b>Oilers</b>	<b>21</b>	<b>263</b>	<b>12.5</b>	<b>48</b>	<b>0</b>
<b>Opponents</b>	<b>16</b>	<b>171</b>	<b>10.7</b>	<b>43</b>	<b>0</b>

PUNTING	No	Yds	Avg	Net	TB	In	Lg	B
Montgomery	56	2422	43.3	36.1	7	15	63	2
<b>Oilers</b>	<b>56</b>	<b>2422</b>	<b>41.8</b>	<b>36.1</b>	<b>7</b>	<b>15</b>	<b>63</b>	<b>2</b>
<b>Opponents</b>	<b>56</b>	<b>2107</b>	<b>37.6</b>	<b>34.0</b>	<b>4</b>	<b>10</b>	<b>55</b>	<b>3</b>

PUNT RETURNS	No	FC	Yds	Avg	Lg	TD
K. Johnson	19	21	122	6.4	19	0
<b>Oilers</b>	<b>19</b>	<b>21</b>	<b>122</b>	<b>6.4</b>	<b>19</b>	<b>0</b>
<b>Opponents</b>	<b>24</b>	<b>7</b>	<b>191</b>	<b>8.0</b>	<b>28</b>	<b>0</b>

KICKOFF RETURNS	No	Yds	Avg	Lg	TD
K. Johnson	21	372	17.7	39	0
White	17	303	17.8	29	0
Harris	14	331	23.6	63	0
T. Johnson	13	224	17.2	27	0
Mrosko	3	46	15.3	19	0
Williams	2	8	4.0	8	0
Fairs	1	1	1.0	1	0
Lyles	1	0	0.0	0	0
Gl. Montgomery	1	0	0.0	0	0
Verhulst	1	0	0.0	0	0
<b>Oilers</b>	<b>74</b>	<b>1285</b>	<b>17.4</b>	<b>63</b>	<b>0</b>
<b>Opponents</b>	<b>59</b>	<b>1024</b>	<b>17.4</b>	<b>97t</b>	<b>1</b>

FIELD GOALS	1-19	20-29	30-39	40-49	50+
Zendejas	1/1	8/9	9/14	5/11	2/2
<b>Oilers</b>	<b>1/1</b>	<b>8/9</b>	<b>9/14</b>	<b>5/11</b>	<b>2/2</b>
<b>Opponents</b>	<b>2/2</b>	<b>3/3</b>	<b>9/10</b>	<b>3/5</b>	<b>0/1</b>

**Zendejas:** ( ) (24G, 47N, 32G, 44N, 24N) (26G, 47B, 52G, 37N) (32G, 40G, 32G) (46G, 22G), (27G, 19G, 42N) (41G, 31N, 51G, 41N) (23G) ( ) (32G, 42G, 37G, 28G) (20G, 20G, 46G) (39N) (37N) (30G, 37G) (32N) (30G, 48G, 37G)  
**Opponents:** (35G, 51N) ( ) (43G, 26G) ( ) (30G, 45N, 34G, 43G) ( ) ( ) (47G) (38G) ( ) (31G, 39B, 34G) (18G, 37G, 18G) (21G, 48N) (27G, 30G) (32G)

**SACKS**  
 Childress 8.5, Fuller 6.5, Jones 6.0, Meads 4.0, Brown 3.0, Fairs 2.5, Lyles 2.0, Gl. Montgomery 1.5, McDowell 1.0, D. Smith 1.0  
**Oilers 36.0, Opponents 37.0**

**TACKLES (Solo-Assists-Total)**  
 Grimsley (72-30-102), McDowell (63-25-88), A. Smith (47-25-72), Lyles (43-22-65), Brown (49-14-63), Donaldson (35-27-62), Meads (35-26-61), Childress (38-19-57), Allen (47-6-53), Eaton (26-18-44), Fuller (31-11-42), Jones (21-14-35), Fairs (22-11-33), Dishman (27-3-30), Byrd (20-10-30), D. Smith (17-6-23), R. Johnson (17-5-22), Kozak (9-1-10), Bell (3-0-3), Brantley (2-1-3)  
**Team Totals: 651-293-944**

### USUAL STARTING LINEUP

**OFFENSE**

WR Drew Hill (85)  
 LT Bruce Davis (77)  
**LG Mike Munchak (63)**  
 C Jay Pennison (52)  
**RG Bruce Matthews (74)**  
 RT Dean Steinkuhler (70)  
 TE Bob Mrosko (87)  
 WR Ernest Givins (81)  
**QB Warren Moon (1)**  
 RB Mike Rozier (30)  
 FB Alonzo Highsmith (32)

**DEFENSE**

LE Ray Childress (79)  
 NT Doug Smith (99)  
 RE Richard Byrd (71)  
 Sean Jones (96)  
 OLB Robert Lyles (93)  
 ILB John Grimsley (59)  
 ILB Al Smith (54)  
 OLB Johnny Meads (91)  
 LCB Steve Brown (24)  
 RCB Patrick Allen (29)  
 SS Bubba McDowell (25)  
 FS Jeff Donaldson (31)

**SPECIALISTS**

K Tony Zendejas (7)  
 P Greg Montgomery (9)

**Pro Bowl**  
 All-Pro

**GM:** Mike Holovak; **Head Coach:** Jerry Glanville  
**Asst. Coaches:** Kevin Gilbride (QB), Kim Helton (OL), Frank Novak (RB), Floyd Reese (LB), Nick Saban (DB), Ray Sherman (WR), Doug Shively (DL), Richard Smith (ST/TE), Steve Watterson (strength & rehab.)

### AMERICAN FOOTBALL CONFERENCE STANDINGS

AFC EAST	W	L	T	Pct
Buffalo	9	7	0	.563
Indianapolis	8	8	0	.500
Miami	8	8	0	.500
New England	5	11	0	.313
N.Y. Jets	4	12	0	.250

AFC CENTRAL	W	L	T	Pct
Cleveland	9	6	1	.594
* Houston	9	7	0	.563
* Pittsburgh	9	7	0	.563
Cincinnati	8	8	0	.500

AFC WEST	W	L	T	Pct
Denver	11	5	0	.688
Kansas City	8	7	1	.531
L.A. Raiders	8	8	0	.500
Seattle	7	9	0	.438
San Diego	6	10	0	.375

### NATIONAL FOOTBALL CONFERENCE STANDINGS

NFC EAST	W	L	T	Pct
N.Y. Giants	12	4	0	.750
* Philadelphia	11	5	0	.688
Washington	10	6	0	.625
Phoenix	5	11	0	.313
Dallas	1	15	0	.063

NFC CENTRAL	W	L	T	Pct
Minnesota	10	6	0	.625
Green Bay	10	6	0	.625
Detroit	7	9	0	.438
Chicago	6	10	0	.375
Tampa Bay	5	11	0	.313

NFC WEST	W	L	T	Pct
San Francisco	14	2	0	.875
* L.A. Rams	11	5	0	.688
New Orleans	9	7	0	.563
Atlanta	3	13	0	.188

\* Wild Card for Playoffs

# 1988 SEASON (10-6 REGULAR SEASON, 1-1 PLAYOFFS) • 2ND PLACE AFC CENTRAL (TIED)

DATE	OPPONENT	SCORE	W/L	ATT
Sep. 4	at Indianapolis	17-14*	W	57,251
Sep. 11	L.A. RAIDERS	38-35	W	46,050
Sep. 18	at NY Jets	3-45	L	64,683
Sep. 25	NEW ENGLAND	31-6	W	38,646
Oct. 2	at Philadelphia	23-32	L	64,692
Oct. 9	KANSAS CITY	7-6	W	39,134
Oct. 16	at Pittsburgh	34-14	W	52,229
Oct. 23	at Cincinnati	21-44	L	54,659
Oct. 30	WASHINGTON	41-17	W	48,781
Nov. 7	CLEVELAND	24-17	W	51,467
Nov. 13	at Seattle	24-27	L	60,446
Nov. 20	PHOENIX	38-20	W	43,843
Nov. 24	at Dallas	25-17	W	50,845
Dec. 4	PITTSBURGH	34-37	L	47,791
Dec. 11	CINCINNATI	41-6	W	50,269
Dec. 18	at Cleveland	23-28	L	74,610
<b>Dec. 24</b>	<b>at Cleveland</b>	<b>24-23</b>	<b>W</b>	<b>74,977</b>
<b>Jan. 1</b>	<b>at Buffalo</b>	<b>10-17</b>	<b>L</b>	<b>79,532</b>

\* Overtime

	TITANS	OPP
<b>Total First Downs</b>	<b>308</b>	<b>304</b>
Rushing	141	94
Passing	148	170
Penalty	19	40
3rd Down: Made/Att	84/202	82/207
3rd Down Pct.	41.6	39.6
4th Down: Made/Att	7/13	8/14
4th Down Pct.	53.8	57.1
<b>Possession Avg.</b>	<b>31:11</b>	<b>28:49</b>
<b>Total Net Yards</b>	<b>5205</b>	<b>4858</b>
Avg. Per Game	325.3	303.6
Total Plays	1010	985
Avg. Per Play	5.2	4.9
<b>Net Yards Rushing</b>	<b>2249</b>	<b>1592</b>
Avg. Per Game	140.6	99.5
Total Rushes	558	431
<b>Net Yards Passing</b>	<b>2956</b>	<b>3266</b>
Avg. Per Game	184.8	204.1
Sacked/Yards Lost	24/210	42/353
Gross Yards	3166	3619
Att./Comp.	428/218	512/281
Completion Pct.	50.9	54.9
Had Intercepted	18	22
<b>Punts/Average</b>	<b>65/38.8</b>	<b>80/37.2</b>
<b>Net Punting Avg.</b>	<b>65/34.1</b>	<b>80/31.9</b>
<b>Penalties/Yards</b>	<b>125/1150</b>	<b>118/947</b>
<b>Fumbles/Ball Lost</b>	<b>33/17</b>	<b>33/20</b>
<b>Touchdowns</b>	<b>51</b>	<b>46</b>
Rushing	26	20
Passing	21	22
Returns	4	4

BY PERIODS	1	2	3	4	OT	PTS
<b>Oilers</b>	<b>84</b>	<b>137</b>	<b>100</b>	<b>100</b>	<b>3</b>	<b>424</b>
<b>Opponents</b>	<b>85</b>	<b>112</b>	<b>71</b>	<b>97</b>	<b>0</b>	<b>365</b>

SCORING	TD	RU	PA	RT	PAT	FG	S	TP
Zendejas	0	0	0	0	48/50	22/34	0	114
Rozier	11	10	1	0	0	0	0	66
Hill	10	0	10	0	0	0	0	60
Pinkett	9	7	2	0	0	0	0	54
Givins	5	0	5	0	0	0	0	30
Moon	5	5	0	0	0	0	0	30
Highsmith	2	2	0	0	0	0	0	12
Brown	1	0	0	1	0	0	0	6
Bryant	1	0	0	1	0	0	0	6
Carlson	1	1	0	0	0	0	0	6
Dishman	1	0	0	1	0	0	0	6
Drewrey	1	0	1	0	0	0	0	6
Duncan	1	0	1	0	0	0	0	6
Jeffries	1	0	1	0	0	0	0	6
Pease	1	1	0	0	0	0	0	6
White	1	0	0	1	0	0	0	6
Fairs	0	0	0	0	0	1	2	2
Seale	0	0	0	0	0	1	2	2
<b>Oilers</b>	<b>51</b>	<b>26</b>	<b>21</b>	<b>4</b>	<b>48/50</b>	<b>22/34</b>	<b>2</b>	<b>424</b>
<b>Opponents</b>	<b>46</b>	<b>20</b>	<b>22</b>	<b>4</b>	<b>43/46</b>	<b>14/18</b>	<b>2</b>	<b>365</b>

RUSHING	No	Yds	Avg	Lg	TD
Rozier	251	1002	4.0	28	10
Pinkett	122	513	4.2	27	7
Highsmith	94	466	5.0	42	2
White	31	115	3.7	16	0
Moon	33	88	2.7	14	5
Carlson	12	36	3.0	10	1
Givins	4	26	6.5	10	0
Tillman	3	5	1.7	2	0

PASSING	Att	Cmp	Pct	Yards	Yds/Att	TD	Int	Lg	Sk/Yds	Rating
Moon	294	160	54.4	2327	7.91	17	8	57t	12/120	88.4
Carlson	112	52	46.4	775	6.92	4	6	51t	10/72	59.2
Pease	22	6	27.3	64	2.91	0	4	21	2/18	0.0
<b>Oilers</b>	<b>428</b>	<b>218</b>	<b>50.9</b>	<b>3166</b>	<b>7.40</b>	<b>21</b>	<b>18</b>	<b>57t</b>	<b>24/210</b>	<b>74.2</b>
<b>Opponents</b>	<b>512</b>	<b>281</b>	<b>54.9</b>	<b>3619</b>	<b>7.07</b>	<b>22</b>	<b>22</b>	<b>80t</b>	<b>42/353</b>	<b>73.7</b>

	8	-2	-0.3	4t	1
Pease	8	-2	-0.3	4t	1
<b>Oilers</b>	<b>558</b>	<b>2249</b>	<b>4.0</b>	<b>42</b>	<b>26</b>
<b>Opponents</b>	<b>431</b>	<b>1592</b>	<b>3.7</b>	<b>44t</b>	<b>20</b>

RECEIVING	No	Yds	Avg	Lg	TD
Hill	72	1141	15.8	57t	10
Givins	60	976	16.3	46	5
Duncan	22	302	13.7	36	1
Highsmith	12	131	10.9	28	0
Pinkett	12	114	9.5	51t	2
Drewrey	11	172	15.6	55	1
Rozier	11	99	9.0	18	1
Harris	10	136	13.6	42	0
Williams	6	46	7.7	10	0
Jeffries	2	49	24.5	42	1
<b>Oilers</b>	<b>218</b>	<b>3166</b>	<b>14.5</b>	<b>57t</b>	<b>21</b>
<b>Opponents</b>	<b>281</b>	<b>3619</b>	<b>12.9</b>	<b>80t</b>	<b>22</b>

INTERCEPTIONS	No	Yds	Avg	Lg	TD
Donaldson	4	29	7.3	23	0
Bryant	3	56	18.7	36t	1
R. Johnson	3	0	0.0	0	0
Brown	2	48	24.0	44t	1
Lyles	2	3	1.5	3	0
K. Johnson	1	51	51.0	51	0
Seale	1	46	46.0	46	0
Allen	1	23	23.0	21	0
D. Smith	1	20	20.0	20	0
Fuller	1	9	9.0	9	0
Grimsley	1	9	9.0	9	0
Bostic	1	7	7.0	7	0
Byrd	1	1	1.0	1	0
<b>Oilers</b>	<b>22</b>	<b>302</b>	<b>13.7</b>	<b>51</b>	<b>2</b>
<b>Opponents</b>	<b>18</b>	<b>289</b>	<b>16.1</b>	<b>73</b>	<b>1</b>

PUNTING	No	Yds	Avg	Net	TB	In	Lg	B
Montgomery	65	2523	38.8	34.1	5	12	61	0
<b>Oilers</b>	<b>65</b>	<b>2523</b>	<b>38.8</b>	<b>34.1</b>	<b>5</b>	<b>12</b>	<b>61</b>	<b>0</b>
<b>Opponents</b>	<b>80</b>	<b>2973</b>	<b>37.2</b>	<b>31.9</b>	<b>10</b>	<b>14</b>	<b>60</b>	<b>5</b>

PUNT RETURNS	No	FC	Yds	Avg	Lg	TD
K. Johnson	30	6	170	5.7	16	0
Duncan	4	2	47	11.8	26	0
Drewrey	2	2	8	4.0	8	0
<b>Oilers</b>	<b>36</b>	<b>10</b>	<b>225</b>	<b>6.3</b>	<b>26</b>	<b>0</b>
<b>Opponents</b>	<b>35</b>	<b>9</b>	<b>206</b>	<b>5.9</b>	<b>18</b>	<b>0</b>

KICKOFF RETURNS	No	Yds	Avg	Lg	TD
Harris	34	678	19.9	56	0
White	8	196	24.5	90t	1
Pinkett	7	137	19.6	29	0
K. Johnson	6	157	26.2	56	0
Donaldson	1	5	5.0	5	0
Drewrey	1	10	10.0	10	0
Duncan	1	34	34.0	34	0
R. Johnson	1	2	2.0	2	0
Tillman	1	13	13.0	13	0
<b>Oilers</b>	<b>60</b>	<b>1232</b>	<b>20.5</b>	<b>90t</b>	<b>1</b>
<b>Opponents</b>	<b>69</b>	<b>1362</b>	<b>19.7</b>	<b>92t</b>	<b>1+</b>

FIELD GOALS	1-19	20-29	30-39	40-49	50+
Zendejas	1/1	3/5	7/8	9/16	2/4
<b>Oilers</b>	<b>1/1</b>	<b>3/5</b>	<b>7/8</b>	<b>9/16</b>	<b>2/4</b>
<b>Opponents</b>	<b>0/0</b>	<b>4/4</b>	<b>1/2</b>	<b>8/10</b>	<b>1/2</b>

Zendejas: (47B, 26N, 35G), (19G) (30G, 26N, 48N) (46N, 46N, 49G) () (37N, 50N) (50G, 27G) (45N) (41G, 39G) (52N, 47G) (52G) (46N, 37G) (28G, 49G, 47G, 22G) (36G, 41G, 41N) (43G, 48G) (39G, 42G, 35G)  
**Opponents:** (57N) (48N) (47G) () (22G, 39G, 41G) (28G, 51G) () () (46G) (40G) (40G, 46G) () (29G) (39N, 45G, 48B) (45G, 27G) ()

**SACKS**  
 Childress 8.5, Fuller 8.5, Meads 8.0, S. Jones 7.5, D. Smith 3.0,  
 Bostic 2.0, Lyles 1.5, Grimsley 1.0, Mikolas 1.0, Seale 1.0  
**Oilers 42.0, Opponents 24.0**

**TACKLES (Solo-Assists-Total)**  
 Grimsley (66-45-111), A. Smith (57-39-96), Lyles (58-34-92),  
 Donaldson (53-34-87), Bostic (47-23-70), Meads (43-21-64),  
 Brown (46-17-63), Childress (45-15-60), Fuller (40-16-56), R.  
 Johnson (31-13-44), Allen (33-6-39), S. Jones (22-15-37), Byrd  
 (25-11-36), D. Smith (22-13-35), Seale (14-5-19), Bryant (7-8-  
 15), Dishman (12-0-12), K. Johnson (7-2-9), Fairs (8-0-8), Banks  
 (4-0-4), W. Johnson (2-1-3), Mikolas (1-0-1), Loveall (1-0-1),  
 Caston (0-1-1)  
**Team Totals: 644-319-963**

### USUAL STARTING LINEUP

**OFFENSE**  
**WR** Drew Hill (85)  
**LT** Bruce Davis (77)  
**LG** Mike Munchak (63)  
**C** Jay Pennison (52)  
**RG** Bruce Matthews (74)  
**RT** Dean Steinkuhler (70)  
**TE** Jamie Williams (87)  
**WR** Ernest Givins (81)  
**QB** Warren Moon (1)  
**RB** Mike Rozier (30)  
**FB** Alonzo Highsmith (32)

**DEFENSE**  
**LE** Ray Childress (79)  
**NT** Doug Smith (99)  
 Richard Byrd (71)  
**RE** William Fuller (95)  
**OLB** Robert Lyles (93)  
**ILB** John Grimsley (59)  
**ILB** Al Smith (54)  
**OLB** Johnny Meads (91)  
**LCB** Steve Brown (24)  
**RCB** Patrick Allen (29)  
**SS** Keith Bostic (25)  
**FS** Jeff Donaldson (31)

**SPECIALISTS**  
**K** Tony Zendejas (7)  
**P** Greg Montgomery (9)

**Pro Bowl**  
 All-Pro

**GM:** Ladd Herzog; **Head Coach:** Jerry Glanville  
**Asst. Coaches:** Kim Helton (OL), Milt Jackson (WR), June Jones (QB), Floyd Reese (LB), Nick Saban (DB), Ray Sherman (RB), Doug Shively (DL), Richard Smith (ST/TE), Steve Watterson (strength & rehab.)

### AMERICAN FOOTBALL CONFERENCE STANDINGS

AFC EAST	W	L	T	Pct
Buffalo	12	4	0	.750
Indianapolis	9	7	0	.563
New England	9	7	0	.563
N.Y. Jets	8	7	1	.531
Miami	6	10	0	.375
AFC CENTRAL	W	L	T	Pct
Cincinnati	12	4	0	.750
* Cleveland	10	6	0	.625
<b>* Houston</b>	<b>10</b>	<b>6</b>	<b>0</b>	<b>.625</b>
Pittsburgh	5	11	0	.313
AFC WEST	W	L	T	Pct
Seattle	9	7	0	.563
Denver	8	8	0	.500
L.A. Raiders	7	9	0	.438
San Diego	6	10	0	.375
Kansas City	4	11	1	.281

### NATIONAL FOOTBALL CONFERENCE STANDINGS

NFC EAST	W	L	T	Pct
Philadelphia	10	6	0	.625
N.Y. Giants	10	6	0	.625
Washington	7	9	0	.438
Phoenix	7	9	0	.438
Dallas	3	13	0	.188
NFC CENTRAL	W	L	T	Pct
Chicago	12	4	0	.750
* Minnesota	11	5	0	.688
Tampa Bay	5	11	0	.313
Detroit	4	12	0	.250
Green Bay	4	12	0	.250
NFC WEST	W	L	T	Pct
San Francisco	10	6	0	.625
* L.A. Rams	10	6	0	.625
New Orleans	10	6	0	.625
Atlanta	5	11	0	.313

\* Wild Card for Playoffs





# 1986 SEASON (5-II REGULAR SEASON, 0-0 PLAYOFFS) • 4TH PLACE AFC CENTRAL

DATE	OPPONENT	SCORE	W/L	ATT
Sep. 7	at Green Bay	31-3	W	54,065
Sep. 14	CLEVELAND	20-23	L	46,049
Sep. 21	at Kansas City	13-27	L	43,699
Sep. 29	PITTSBURGH	16-22*	L	42,001
Oct. 5	at Detroit	13-24	L	41,960
Oct. 12	CHICAGO	7-20	L	46,026
Oct. 19	at Cincinnati	28-31	L	53,844
Oct. 26	L.A. RAIDERS	17-28	L	41,641
Nov. 2	at Miami	7-28	L	43,804
Nov. 9	CINCINNATI	32-28	W	32,130
Nov. 16	at Pittsburgh	10-21	L	49,724
Nov. 23	INDIANAPOLIS	31-17	W	31,792
Nov. 30	at Cleveland	10-13*	L	62,309
Dec. 7	at San Diego	0-27	L	40,103
Dec. 14	MINNESOTA	23-10	W	32,738
Dec. 21	BUFFALO	16-7	W	31,409

\* Overtime

	TITANS	OPP
<b>Total First Downs</b>	<b>299</b>	<b>285</b>
Rushing	101	102
Passing	179	137
Penalty	19	46
3rd Down: Made/Att	88/233	79/223
3rd Down Pct.	37.8	35.4
4th Down: Made/Att	4/13	6/12
4th Down Pct.	30.8	50.0
<b>Possession Avg.</b>	<b>30:33</b>	<b>29:27</b>
<b>Total Net Yards</b>	<b>5149</b>	<b>5034</b>
Avg. Per Game	321.8	314.6
Total Plays	1089	1054
Avg. Per Play	4.7	4.8
<b>Net Yards Rushing</b>	<b>1700</b>	<b>2035</b>
Avg. Per Game	106.3	127.2
Total Rushes	490	532
<b>Net Yards Passing</b>	<b>3449</b>	<b>2999</b>
Avg. Per Game	215.6	187.4
Sacked/Yards Lost	48/394	32/201
Gross Yards	3843	3200
Att./Comp.	551/288	490/228
Completion Pct.	52.3	46.5
Had Intercepted	31	16
<b>Punts/Average</b>	<b>89/41.1</b>	<b>94/39.5</b>
<b>Net Punting Avg.</b>	<b>89/35.7</b>	<b>94/33.3</b>
<b>Penalties/Yards</b>	<b>121/1018</b>	<b>85/674</b>
<b>Fumbles/Ball Lost</b>	<b>28/12</b>	<b>31/16</b>
<b>Touchdowns</b>	<b>30</b>	<b>39</b>
Rushing	13	13
Passing	14	25
Returns	3	1

BY PERIODS	1	2	3	4	OT	PTS
Oilers	57	70	71	76	0	274
Opponents	37	131	71	81	9	329

SCORING	TD	RU	PA	RT	PAT	FG	S	TP
Zendejas	0	0	0	0	28/29	22/27	0	94
D. Hill	5	0	5	0	0	0	0	30
Wallace	5	3	2	0	0	0	0	30
Givins	4	1	3	0	0	0	0	24
Rozier	4	4	0	0	0	0	0	24
Pinkett	3	2	1	0	0	0	0	18
Moon	2	2	0	0	0	0	0	12
Woolfolk	2	0	2	0	0	0	0	12
Donaldson	1	0	0	1	0	0	0	6
Lyles	1	0	0	1	0	0	0	6
Moriarty	1	1	0	0	0	0	0	6
Munchak	1	0	0	1	0	0	0	6
J. Williams	1	0	1	0	0	0	0	6
<b>Oilers</b>	<b>30</b>	<b>13</b>	<b>14</b>	<b>3</b>	<b>28/29</b>	<b>22/27</b>	<b>0</b>	<b>274</b>
<b>Opponents</b>	<b>39</b>	<b>13</b>	<b>25</b>	<b>1</b>	<b>38/38</b>	<b>19/29</b>	<b>0</b>	<b>329</b>

RUSHING	No	Yds	Avg	Lg	TD
Rozier	199	662	3.3	19t	4
Pinkett	77	225	2.9	14	2
Wallace	52	218	4.2	19	3
Moon	42	157	3.7	19	2
Givins	9	148	16.4	43t	1
Moriarty	55	137	2.5	9	1
Banks	29	80	2.8	9	0
Woolfolk	23	57	2.5	15	0
Luck	2	12	6.0	8	0
Edwards	1	3	3.0	3	0
Oliver LG	1	1	1.0	1	0
Oliver TM	1	1	1.0	1	0
<b>Oilers</b>	<b>490</b>	<b>1700</b>	<b>3.5</b>	<b>43t</b>	<b>13</b>
<b>Opponents</b>	<b>532</b>	<b>2035</b>	<b>3.8</b>	<b>45</b>	<b>13</b>

PASSING	Att	Cmp	Pct	Yards	Yds/Att	TD	Int	Lg	Sk/Yds	Rating
Moon	488	256	52.5	3489	7.15	13	26	81t	41/332	62.3
Luck	60	31	51.7	341	5.68	1	5	27	7/62	39.7
Givins	2	0	0.0	0	0.00	0	0	0	0/0	39.6
Rozier	1	1	100.0	13	13.00	0	0	13	0/0	118.8
<b>Oilers</b>	<b>551</b>	<b>288</b>	<b>52.3</b>	<b>3843</b>	<b>6.97</b>	<b>14</b>	<b>31</b>	<b>81t</b>	<b>48/394</b>	<b>59.7</b>
<b>Opponents</b>	<b>490</b>	<b>228</b>	<b>46.5</b>	<b>3200</b>	<b>6.53</b>	<b>25</b>	<b>16</b>	<b>85t</b>	<b>32/201</b>	<b>71.5</b>

RECEIVING	No	Yds	Avg	Lg	TD
D. Hill	65	1112	17.1	81t	5
Givins	61	1062	17.4	60	3
Pinkett	35	248	7.1	20	1
Woolfolk	28	314	11.2	30	2
Rozier	24	180	7.5	23	0
J. Williams	22	227	10.3	33	1
Drewrey	18	299	16.6	31	0
Wallace	17	177	10.4	35t	2
Banks	7	71	10.1	17	0
T. Smith	4	72	18.0	25	0
Akiu	4	67	16.8	27	0
Moriarty	2	16	8.0	17	0
Oliver LG	1	-2	-2.0	-2	0
Oliver TM	1	-2	-2.0	-2	0
<b>Oilers</b>	<b>288</b>	<b>3843</b>	<b>13.3</b>	<b>81t</b>	<b>14</b>
<b>Opponents</b>	<b>228</b>	<b>3200</b>	<b>14.0</b>	<b>85t</b>	<b>25</b>

INTERCEPTIONS	No	Yds	Avg	Lg	TD
Lyday	3	24	8.0	24	0
Allen	3	20	6.7	18	0
Brown	2	34	17.0	38	0
Eason	2	16	8.0	11	0
R. Johnson	2	6	3.0	6	0
Lyles	2	0	0.0	0	0
Bostic	1	0	0.0	0	0
Donaldson	1	0	0.0	0	0
<b>Oilers</b>	<b>16</b>	<b>100</b>	<b>6.3</b>	<b>38</b>	<b>0</b>
<b>Opponents</b>	<b>31</b>	<b>325</b>	<b>10.5</b>	<b>36</b>	<b>1</b>

PUNTING	No	Yds	Avg	Net	TB	In	Lg	B
L. Johnson	88	3623	41.2	35.7	9	26	66	0
Zendejas	1	36	36.0	36.0	0	1	36	0
<b>Oilers</b>	<b>89</b>	<b>3659</b>	<b>41.1</b>	<b>35.7</b>	<b>9</b>	<b>27</b>	<b>66</b>	<b>0</b>
<b>Opponents</b>	<b>94</b>	<b>3713</b>	<b>39.5</b>	<b>33.3</b>	<b>12</b>	<b>16</b>	<b>61</b>	<b>1</b>

PUNT RETURNS	No	FC	Yds	Avg	Lg	TD
Drewrey	34	13	262	7.7	25	0
Givins	8	0	80	10.0	17	0
Pinkett	1	2	-1	-1.0	-1	0
<b>Oilers</b>	<b>43</b>	<b>15</b>	<b>341</b>	<b>7.9</b>	<b>25</b>	<b>0</b>
<b>Opponents</b>	<b>40</b>	<b>21</b>	<b>303</b>	<b>7.6</b>	<b>41</b>	<b>0</b>

KICKOFF RETURNS	No	Yds	Avg	Lg	TD
Drewrey	25	500	20.0	32	0
Pinkett	26	519	20.0	48	0
Tasker	3	65	21.7	24	0
Riley	2	17	8.5	10	0
Woolfolk	2	38	19.0	21	0
Madsen	1	0	0.0	0	0
<b>Oilers</b>	<b>59</b>	<b>1139</b>	<b>19.3</b>	<b>48</b>	<b>0</b>
<b>Opponents</b>	<b>32</b>	<b>695</b>	<b>21.7</b>	<b>44</b>	<b>0</b>

FIELD GOALS	1-19	20-29	30-39	40-49	50+
Zendejas	1/1	7/7	7/9	6/7	1/3
<b>Oilers</b>	<b>1/1</b>	<b>7/7</b>	<b>7/9</b>	<b>6/7</b>	<b>1/3</b>
<b>Opponents</b>	<b>0/0</b>	<b>7/7</b>	<b>4/5</b>	<b>7/15</b>	<b>1/2</b>

Zendejas: (20G) (35G, 37G) () (45G, 29G, 23G) (25G, 45N, 19G) (54N) () (48G) () (42G, 25G, 30G, 46G) (44G, 39N) (34G, 32N) (53N, 47G) () (31G, 33G, 36G) (26G, 51G, 22G)  
 Opponents: (26G, 40N) (34G, 29G, 45G) (47G, 45G) (36N, 42G, 45G, 28G) (48G) (31G, 27G) (49B, 51G, 41N) (47N) (47N) (49N, 47N) () (37G) (23G, 29G) (20G, 35G) (40G) (53N, 42B)

**SACKS**  
 Childress 5.0, Meads 3.5, Byrd 3.0, Lyles 3.0, Abraham 2.0, Baker (Hou) 2.0, Bostic 2.0, D. Smith 2.0, Donaldson 1.5, Brown 1.0, Bush 1.0, Fuller 1.0, Golic 1.0, Grimsley 1.0, R. Johnson 1.0, Madsen 1.0, Taylor 1.0

Oilers 32.0, Opponents 48.0.

**TACKLES (Solo-Assists-Total)**  
 Grimsley (112-87-199), Childress (67-105-172), Abraham (77-59-136), Lyles (78-57-135), Byrd (44-80-124), Meads (59-52-111), Donaldson (58-52-110), Bostic (55-24-79), Brown (64-13-77), Golic (24-42-66), Eason (37-25-62), D. Smith (22-29-51), Allen (36-9-45), R. Johnson (17-6-23), Riley (12-11-23), Fuller (9-13-22), Bush (13-7-20), Fairs (11-4-15), McMillian (8-3-11), Baker (3-6-9), Matthews (6-2-8), Dodge (6-1-7), Banks (5-1-6), Madsen (3-3-6), Parks (3-2-5), Pinkett (4-0-4), Akiu (3-0-3), Oliver (2-0-2), D. Williams (1-0-1), Dressel (1-0-1), L. Johnson (1-0-1), Morgan (1-0-1), Griffin (1-0-1), Tasker (0-1-1) Drewrey (0-1-1), Taylor (0-1-1)

Team Totals: 866-714-1580

## USUAL STARTING LINEUP

OFFENSE	
WR	Drew Hill (85)
LT	Bruce Matthews (74)
LG	Mike Munchak (63)
C	Jim Romano (55)
	Jay Pennison (52)
RG	Kent Hill (72)
RT	Dean Steinkuhler (70)
TE	Jamie Williams (87)
WR	Ernest Givins (81)
QB	Warren Moon (1)
RB	Mike Rozier (30)
FB	Larry Moriarty (30)
	Butch Woolfolk (40)

DEFENSE	
LE	Ray Childress (79)
NT	Doug Smith (99)
	Mike Golic (68)
RE	Richard Byrd (71)
OLB	Robert Lyles (93)
ILB	Avon Riley (53)
	John Grimsley (59)
ILB	Robert Abraham (56)
OLB	Johnny Meads (91)
LCB	Steve Brown (24)
RCB	Patrick Allen (29)
SS	Keith Bostic (25)
FS	Bo Eason (21)
	Jeff Donaldson (31)

SPECIALISTS	
K	Tony Zendejas (7)
P	Lee Johnson (11)

**Pro Bowl**  
 All-Pro

**GM:** Ladd Herzeg; **Head Coach:** Jerry Glanville  
**Asst. Coaches:** Dick Jamieson (off. coord./RB), Tom Bettis (DB), Gary Huff (QB), Milt Jackson (WR), Miller McCalmon (ST), Floyd Reese (LB), Doug Shively (DL), Bill Walsh (OL), Steve Watterson (strength & cond.)

## AMERICAN FOOTBALL CONFERENCE STANDINGS

AFC EAST	W	L	T	Pct
New England	11	5	0	.688
* N.Y. Jets	10	6	0	.625
Miami	8	8	0	.500
Buffalo	4	12	0	.250
Indianapolis	3	13	0	.188
AFC CENTRAL	W	L	T	Pct
Cleveland	12	4	0	.750
Cincinnati	10	6	0	.625
Pittsburgh	6	10	0	.375
<b>Houston</b>	<b>5</b>	<b>11</b>	<b>0</b>	<b>.313</b>
AFC WEST	W			

# 1985 SEASON (5-II REGULAR SEASON, 0-0 PLAYOFFS) • 4TH PLACE AFC CENTRAL

DATE	OPPONENT	SCORE	W/L	ATT
Sep. 8	MIAMI	26-23	W	47,656
Sep. 15	at Washington	13-16	L	53,553
Sep. 22	at Pittsburgh	0-20	L	58,572
Sep. 29	DALLAS	10-17	L	49,686
Oct. 6	at Denver	20-31	L	74,699
Oct. 13	CLEVELAND	6-21	L	38,386
Oct. 20	CINCINNATI	44-27	W	35,590
Oct. 27	at St. Louis	20-10	W	43,190
Nov. 3	KANSAS CITY	23-20	W	41,238
Nov. 10	at Buffalo	0-20	L	21,881
Nov. 17	PITTSBURGH	7-30	L	45,977
Nov. 24	SAN DIEGO	37-35	W	34,336
Dec. 1	at Cincinnati	27-45	L	46,140
Dec. 8	NY GIANTS	14-35	L	36,576
Dec. 15	at Cleveland	21-28	L	50,793
Dec. 22	at Indianapolis	16-34	L	55,818

	TITANS	OPP
<b>Total First Downs</b>	<b>270</b>	<b>356</b>
Rushing	96	150
Passing	149	158
Penalty	25	48
3rd Down: Made/Att	74/218	84/213
3rd Down Pct.	33.9	39.4
4th Down: Made/Att	8/20	10/15
4th Down Pct.	40.0	66.7
<b>Possession Avg.</b>	<b>28:07</b>	<b>31:53</b>
<b>Total Net Yards</b>	<b>4652</b>	<b>6155</b>
Avg. Per Game	290.8	384.7
Total Plays	998	1091
Avg. Per Play	4.7	5.6
<b>Net Yards Rushing</b>	<b>1570</b>	<b>2814</b>
Avg. Per Game	98.1	175.9
Total Rushes	428	588
<b>Net Yards Passing</b>	<b>3028</b>	<b>3341</b>
Avg. Per Game	192.6	208.8
Sacked/Yards Lost	58/441	41/313
Gross Yards	3523	3654
Att./Comp.	512/277	462/260
Completion Pct.	54.1	56.3
Had Intercepted	22	15
<b>Punts/Average</b>	<b>84/41.5</b>	<b>68/39.4</b>
<b>Net Punting Avg.</b>	<b>84/35.5</b>	<b>68/33.3</b>
<b>Penalties/Yards</b>	<b>127/1150</b>	<b>121/908</b>
<b>Fumbles/Ball Lost</b>	<b>41/15</b>	<b>35/20</b>
<b>Touchdowns</b>	<b>32</b>	<b>51</b>
Rushing	13	21
Passing	18	29
Returns	1	1

BY PERIODS	1	2	3	4	OT	PTS
Oilers	24	90	63	107	0	284
Opponents	126	94	112	80	0	412

SCORING	TD	RU	PA	RT	PAT	FG	S	TP
Zendejas	0	0	0	0	29/31	21/27	0	92
Hill	9	0	9	0	0	0	0	54
Rozier	8	8	0	0	0	0	0	48
Woolfolk	5	1	4	0	0	0	0	30
Moriarty	3	3	0	0	0	0	0	18
T. Smith	2	0	2	0	0	0	0	12
Akiu	1	0	0	1	0	0	0	6
Dressel	1	0	1	0	0	0	0	6
Edwards	1	1	0	0	0	0	0	6
McCloskey	1	0	1	0	0	0	0	6
Williams	1	0	1	0	0	0	0	6
<b>Oilers</b>	<b>31</b>	<b>13</b>	<b>18</b>	<b>1</b>	<b>29/31</b>	<b>21/27</b>	<b>0</b>	<b>284</b>
<b>Opponents</b>	<b>50</b>	<b>21</b>	<b>29</b>	<b>1</b>	<b>48/50</b>	<b>19/34</b>	<b>0</b>	<b>412</b>

RUSHING	No	Yds	Avg	Lg	TD
Rozier	133	462	3.5	30	8
Woolfolk	103	392	3.8	43	1
Moriarty	106	381	3.6	18	3
Moon	39	130	3.3	17	0
Edwards	25	96	3.8	19	1
Luck	15	95	6.3	17	0
Tasker	2	16	8.0	13	0
Moroski	2	2	1.0	2	0
L. Johnson	1	0	0.0	0	0
Drewrey	2	-4	-2.0	5	0
<b>Oilers</b>	<b>428</b>	<b>1570</b>	<b>3.7</b>	<b>43</b>	<b>13</b>
<b>Opponents</b>	<b>588</b>	<b>2814</b>	<b>4.8</b>	<b>67</b>	<b>21</b>

PASSING	Att	Cmp	Pct	Yards	Yds/Att	TD	Int	Lg	Sk/Yds	Rating
Moon	377	200	53.1	2709	7.19	15	19	80t	46/366	68.5
Luck	100	56	56.0	572	5.72	2	2	46t	8/50	70.9
Moroski	34	20	58.8	249	7.32	1	1	46	4/25	79.2
Zendejas	1	1	100.0	-7	100.0	0	0	0	0/0	79.2
<b>Oilers</b>	<b>512</b>	<b>277</b>	<b>54.1</b>	<b>3523</b>	<b>6.88</b>	<b>18</b>	<b>22</b>	<b>80t</b>	<b>58/441</b>	<b>69.7</b>
<b>Opponents</b>	<b>462</b>	<b>260</b>	<b>56.3</b>	<b>3654</b>	<b>7.91</b>	<b>29</b>	<b>15</b>	<b>68t</b>	<b>41/313</b>	<b>89.3</b>

RECEIVING	No	Yds	Avg	Lg	TD
Woolfolk	80	814	10.2	80t	4
Hill	64	1169	18.3	57t	9
T. Smith	46	660	14.3	33	2
Williams	39	444	11.4	29	1
Moriarty	17	112	6.6	16	0
Rozier	9	96	10.7	52	0
Edwards	7	71	10.1	31	0
McCloskey	4	29	7.3	24t	1
Dressel	3	17	5.7	12	1
Akiu	2	32	16.0	24	0
Drewrey	2	28	14.0	19	0
Tasker	2	19	9.5	14	0
Holston	1	25	25.0	25	0
Walls	1	7	7.0	7	0
<b>Oilers</b>	<b>277</b>	<b>3523</b>	<b>12.7</b>	<b>80t</b>	<b>18</b>
<b>Opponents</b>	<b>260</b>	<b>3654</b>	<b>14.1</b>	<b>68t</b>	<b>29</b>

INTERCEPTIONS	No	Yds	Avg	Lg	TD
Brown	5	41	8.2	22	0
Eason	3	55	18.3	55	0
Bostic	3	28	9.3	26	0
Kush	2	6	3.0	6	0
Riley	1	14	14.0	14	0
Stensrud	1	0	0.0	0	0
<b>Oilers</b>	<b>15</b>	<b>144</b>	<b>9.6</b>	<b>55</b>	<b>0</b>
<b>Opponents</b>	<b>22</b>	<b>267</b>	<b>12.1</b>	<b>61t</b>	<b>1</b>

PUNTING	No	Yds	Avg	Net	TB	In	Lg	B
L. Johnson	83	3464	41.7	35.7	8	22	65	0
T. Smith	1	26	26.0	26.0	0	1	26	0
<b>Oilers</b>	<b>84</b>	<b>3490</b>	<b>41.5</b>	<b>35.5</b>	<b>8</b>	<b>23</b>	<b>65</b>	<b>0</b>
<b>Opponents</b>	<b>68</b>	<b>2677</b>	<b>39.4</b>	<b>33.3</b>	<b>8</b>	<b>19</b>	<b>56</b>	<b>4</b>

PUNT RETURNS	No	FC	Yds	Avg	Lg	TD
Drewrey	24	10	215	9.0	23	0
Donaldson	6	1	35	5.8	13	0
<b>Oilers</b>	<b>30</b>	<b>11</b>	<b>250</b>	<b>8.3</b>	<b>23</b>	<b>0</b>
<b>Opponents</b>	<b>45</b>	<b>7</b>	<b>345</b>	<b>7.7</b>	<b>31</b>	<b>0</b>

KICKOFF RETURNS	No	Yds	Avg	Lg	TD
Drewrey	26	642	24.7	50	0
Tasker	17	447	26.3	52	0
Walls	12	234	19.5	42	0
Donaldson	5	93	18.6	22	0
Brown	2	45	22.5	28	0
Williams	2	21	10.5	12	0
Breihl	1	5	5.0	5	0
Hill	1	22	22.0	22	0
Lyday	1	6	6.0	6	0
<b>Oilers</b>	<b>67</b>	<b>1515</b>	<b>22.6</b>	<b>52</b>	<b>0</b>
<b>Opponents</b>	<b>39</b>	<b>970</b>	<b>24.9</b>	<b>81</b>	<b>0</b>

FIELD GOALS	1-19	20-29	30-39	40-49	50+
Zendejas	0/0	6/7	8/11	4/6	3/3
<b>Oilers</b>	<b>0/0</b>	<b>6/7</b>	<b>8/11</b>	<b>4/6</b>	<b>3/3</b>
<b>Opponents</b>	<b>0/0</b>	<b>5/7</b>	<b>12/17</b>	<b>1/7</b>	<b>1/3</b>

**Zendejas:** (35G, 46G) (44G, 35G, 42N, 33N) () (33G, 37N) (27G, 25G) (50G, 27G) (40N, 34G, 28G, 32G) (39G, 38G) (39N, 38G) () (46G, 52G, 51G) (25G, 26G) () (24N) (45G)  
**Opponents:** (33G, 36G, 23G) (34G) (37G, 38G, 40N) (47N, 33N, 36N, 35G, 36N) (37G, 51N, 51N) () (47G, 22G) (30G, 28N, 42N, 33N) (32N, 35G, 39G) (24G, 23G) (52G, 31G, 34G) (47N) (28N, 29G, 48N) () (41B) ()

**SACKS**  
 Baker 5.5, Kush 5.0, Bostic 5.0, Stensrud 5.0, Childress 3.5, Bush 3.0, Eason 2.5, Riley 2.0, D. Smith 2.0, Sochia 2.0, Meads 1.5, Abraham 1.0, Brown 1.0, Byrd 1.0, Donaldson 1.0  
**Oilers 41.0, Opponents 58.0**

**TACKLES (Solo-Assists-Total)**  
 Riley (80-67-147), Childress (71-64-135), Eason (87-44-131), Lyles (60-70-130), Abraham (51-59-110), Bostic (75-34-109), Bush (52-47-99), Grimsley (46-41-87), Brown (63-23-86), Baker (43-39-82), Stensrud (35-30-65), Allen (46-9-57), Byrd (18-33-51), Meads (28-12-40), Donaldson (26-4-30), Smith (15-14-29), Sochia (15-10-25), Kush (21-6-27), Lyday (18-9-27), Johnson (15-1-16), Briehl (6-9-15), McCillian (1-0-1)  
**Team Totals: 872-625-1499**

### USUAL STARTING LINEUP

**OFFENSE**  
 WR Tim Smith (83)  
 LT Harvey Salem (73)  
**LG Mike Munchak (63)**  
 C Jim Romano (55)  
 RG John Schuhmacher (62)  
 RT Bruce Matthews (74)  
 TE Jamie Williams (87)  
 WR Drew Hill (85)  
 QB Warren Moon (1)  
 RB Butch Woolfolk (40)  
 FB Larry Moriarty (30)

**DEFENSE**  
 LE Ray Childress (79)  
 NT Mike Stensrud (67)  
 RE Jesse Baker (75)  
 OLB Robert Lyles (93)  
 ILB Avon Riley (53)  
 ILB Robert Abraham (56)  
 OLB Frank Bush (94)  
 LCB Steve Brown (24)  
 RCB Patrick Allen (29)  
 SS Keith Bostic (25)  
 FS Bo Eason (21)

### SPECIALISTS

K Tony Zendejas (7)  
 P Lee Johnson (11)

### Pro Bowl

All-Pro

**GM:** Ladd Herzeg; **Head Coach:** Hugh Campbell (14 games), Jerry Glanville (two games)  
**Asst. Coaches:** Joe Faragalli (off. coord.), Jerry Glanville (def. coord.\*), Bill Allerheilgen (strength & cond.), John Devlin (inside LB), Gene Gaines (ST/outside LB), Ken Houston (DB), Bruce Lemmerman (WR), Bob Padilla (DL), Al Roberts (off. backs), Bill Walsh (OL)

\* Coord. for first 14 games; head coach last two games

### AMERICAN FOOTBALL CONFERENCE STANDINGS

AFC EAST	W	L	T	Pct
Miami	12	4	0	.750
* N.Y. Jets	11	5	0	.688
* New England	11	5	0	.688
Indianapolis	5	11	0	.313
Buffalo	2	14	0	.125
AFC CENTRAL	W	L	T	Pct
Cleveland	8	8	0	.500
Cincinnati	7	9	0	.438
Pittsburgh	7	9	0	.438
<b>Houston</b>	<b>5</b>	<b>11</b>	<b>0</b>	<b>.313</b>
AFC WEST	W	L	T	Pct
L.A. Raiders	12	4	0	.750
Denver	11	5	0	.688
Seattle	8	8	0	.500
San Diego	8	8	0	.500
Kansas City	6	10	0	.375

### NATIONAL FOOTBALL CONFERENCE STANDINGS

NFC EAST	W	L	T	Pct
Dallas	10	6	0	.625
* N.Y. Giants	10	6	0	.625
Washington	10	6	0	.625
Philadelphia	7	9	0	.438
St. Louis	5	11	0	.313
NFC CENTRAL	W	L	T	Pct
Chicago	15	1	0	.938
Green Bay	8	8	0	.500
Minnesota	7	9	0	.438
Detroit	7	9	0	.438
Tampa Bay	2	14	0	

# 1984 SEASON (3-13 REGULAR SEASON, 0-0 PLAYOFFS) • 4TH PLACE AFC CENTRAL

DATE	OPPONENT	SCORE	W/L	ATT
Sep. 2	L.A. RAIDERS	14-24	L	49,092
Sep. 9	INDIANAPOLIS	21-35	L	43,820
Sep. 16	at San Diego	14-31	L	52,266
Sep. 23	at Atlanta	10-42	L	45,248
Sep. 30	NEW ORLEANS	10-27	L	43,108
Oct. 7	at Cincinnati	3-13	L	43,637
Oct. 14	at Miami	10-28	L	54,080
Oct. 21	SAN FRANCISCO	21-34	L	39,900
Oct. 28	CINCINNATI	13-31	L	34,010
Nov. 4	at Pittsburgh	7-35	L	48,892
Nov. 11	at Kansas City	17-16	W	44,464
Nov. 18	NY JETS	31-20	W	40,141
Nov. 25	at Cleveland	10-27	L	46,077
Dec. 2	PITTSBURGH	23-20*	W	39,786
Dec. 9	at L.A. Rams	16-27	L	49,092
Dec. 16	CLEVELAND	20-27	L	33,676

	TITANS	OPP
<b>Total First Downs</b>	<b>284</b>	<b>345</b>
Rushing	95	158
Passing	164	168
Penalty	25	19
3rd Down: Made/Att	64/193	104/218
3rd Down Pct.	33.2	47.7
4th Down: Made/Att	5/16	8/11
4th Down Pct.	31.3	72.7
<b>Possession Avg.</b>	<b>28:02</b>	<b>31:58</b>
<b>Total Net Yards</b>	<b>4884</b>	<b>5968</b>
Avg. Per Game	305.3	373.0
Total Plays	969	1075
Avg. Per Play	5.0	5.6
<b>Net Yards Rushing</b>	<b>1656</b>	<b>2789</b>
Avg. Per Game	103.5	174.3
Total Rushes	433	596
<b>Net Yards Passing</b>	<b>3228</b>	<b>3179</b>
Avg. Per Game	201.8	198.7
Sacked/Yards Lost	49/382	32/267
Gross Yards	3610	3446
Att./Comp.	487/282	447/271
Completion Pct.	57.9	60.6
Had Intercepted	15	13
<b>Punts/Average</b>	<b>88/39.6</b>	<b>64/42.2</b>
<b>Net Punting Avg.</b>	<b>88/31.4</b>	<b>64/37.7</b>
<b>Penalties/Yards</b>	<b>99/813</b>	<b>105/876</b>
<b>Fumbles/Ball Lost</b>	<b>36/16</b>	<b>24/11</b>
<b>Touchdowns</b>	<b>28</b>	<b>53</b>
Rushing	13	27
Passing	14	23
Returns	1	3

BY PERIODS	1	2	3	4	OT	PTS
Oilers	27	82	50	78	3	240
Opponents	113	111	92	121	0	437

SCORING	TD	RU	PA	RT	PAT	FG	S	TP
Cooper	0	0	0	0	13/13	11/13	0	46
Moriarty	7	6	1	0	0	0	0	42
Kempf	0	0	0	0	14/14	4/6	0	26
Campbell	4	4	0	0	0	0	0	24
Smith	4	0	4	0	0	0	0	24
J. Williams	3	0	3	0	0	0	0	18
Dressel	2	0	2	0	0	0	0	12
Bostic	1	0	0	1	0	0	0	6
Edwards	1	0	1	0	0	0	0	6
Holston	1	0	1	0	0	0	0	6
Luck	1	1	0	0	0	0	0	6
McCloskey	1	0	1	0	0	0	0	6
Moon	1	1	0	0	0	0	0	6
Mullins	1	0	1	0	0	0	0	6
Walls	1	0	1	0	0	0	0	6
<b>Oilers</b>	<b>28</b>	<b>13</b>	<b>14</b>	<b>1</b>	<b>27/27</b>	<b>15/19</b>	<b>0</b>	<b>240</b>
<b>Opponents</b>	<b>53</b>	<b>27</b>	<b>23</b>	<b>3</b>	<b>51/52</b>	<b>22/30</b>	<b>1</b>	<b>437</b>

RUSHING	No	Yds	Avg	Lg	TD
Moriarty	189	785	4.2	51t	6
Campbell	96	278	2.9	22	4
Edwards	60	267	4.5	20	1
Moon	58	211	3.6	31	1
Luck	10	75	7.5	18	1
Joyner	14	22	1.6	9	0
Walls	4	20	5.0	20	0
Mullins	1	0	0.0	0	0
Cooper	1	-2	-2.0	-2	0
<b>Oilers</b>	<b>433</b>	<b>1656</b>	<b>3.8</b>	<b>51t</b>	<b>13</b>
<b>Opponents</b>	<b>596</b>	<b>2789</b>	<b>4.7</b>	<b>54</b>	<b>27</b>

PASSING	Att	Cmp	Pct	Yards	Yds/Att	TD	Int	Lg	Sk/Yds	Rating
Moon	450	259	57.6	3338	7.42	12	14	76	47/371	76.9
Luck	36	22	61.1	256	7.11	2	1	37	2/11	89.6
Moriarty	1	1	100.0	16	16.00	0	0	16	0/0	118.8
<b>Oilers</b>	<b>487</b>	<b>282</b>	<b>57.9</b>	<b>3610</b>	<b>7.41</b>	<b>14</b>	<b>15</b>	<b>76</b>	<b>49/382</b>	<b>78.0</b>
<b>Opponents</b>	<b>447</b>	<b>271</b>	<b>60.6</b>	<b>3446</b>	<b>7.71</b>	<b>23</b>	<b>13</b>	<b>80t</b>	<b>32/267</b>	<b>89.8</b>

RECEIVING	No	Yds	Avg	Lg	TD
Smith	69	1141	16.5	75t	4
J. Williams	41	545	13.3	32	3
Dressel	40	378	9.5	42	2
Moriarty	31	206	6.6	24	1
Holston	22	287	13.0	28	1
Edwards	20	151	7.6	20	0
Bryant	19	278	14.6	28	0
Walls	18	291	16.2	76	1
McCloskey	9	152	16.9	51	1
Mullins	6	85	14.2	25	1
Roaches	4	69	17.3	24	0
Campbell	3	27	9.0	15	0
<b>Oilers</b>	<b>282</b>	<b>3610</b>	<b>12.8</b>	<b>76</b>	<b>14</b>
<b>Opponents</b>	<b>271</b>	<b>3446</b>	<b>12.7</b>	<b>80t</b>	<b>23</b>

INTERCEPTIONS	No	Yds	Avg	Lg	TD
Tullis	4	48	12.0	22	0
Hartwig	3	23	7.7	19	0
Brown	1	26	26.0	26	0
Eason	1	20	20.0	20	0
Lyday	1	12	12.0	12	0
Allen	1	2	2.0	2	0
Brazile	1	2	2.0	2	0
Abraham	1	1	1.0	1	0
Thompson	0	5	--	5	0
<b>Oilers</b>	<b>13</b>	<b>139</b>	<b>10.7</b>	<b>26</b>	<b>0</b>
<b>Opponents</b>	<b>15</b>	<b>214</b>	<b>14.3</b>	<b>47</b>	<b>2</b>

PUNTING	No	Yds	Avg	Net	TB	In	Lg	B
James	88	3482	39.6	31.4	5	20	55	0
<b>Oilers</b>	<b>88</b>	<b>3482</b>	<b>39.6</b>	<b>31.4</b>	<b>5</b>	<b>20</b>	<b>55</b>	<b>0</b>
<b>Opponents</b>	<b>64</b>	<b>2702</b>	<b>42.2</b>	<b>37.7</b>	<b>7</b>	<b>18</b>	<b>69</b>	<b>0</b>

PUNT RETURNS	No	FC	Yds	Avg	Lg	TD
Roaches	26	8	152	5.8	18	0
<b>Oilers</b>	<b>26</b>	<b>8</b>	<b>152</b>	<b>5.8</b>	<b>18</b>	<b>0</b>
<b>Opponents</b>	<b>60</b>	<b>9</b>	<b>618</b>	<b>10.3</b>	<b>55</b>	<b>0</b>

KICKOFF RETURNS	No	Yds	Avg	Lg	TD
Roaches	30	679	22.6	49	0
Walls	15	289	19.3	29	0
Allen	11	210	19.1	23	0
R. Williams	5	84	16.8	21	0
Brown	3	17	5.7	17	0
Joyner	3	57	19.0	24	0
Thompson	1	16	16.0	16	0
J. Williams	1	0	0.0	0	0
<b>Oilers</b>	<b>69</b>	<b>1352</b>	<b>19.6</b>	<b>49</b>	<b>0</b>
<b>Opponents</b>	<b>51</b>	<b>986</b>	<b>19.3</b>	<b>39</b>	<b>0</b>

FIELD GOALS	1-19	20-29	30-39	40-49	50+
Cooper	2/2	2/2	4/4	3/5	0/0
Kempf	0/0	3/3	0/1	1/2	0/0
<b>Oilers</b>	<b>2/2</b>	<b>5/5</b>	<b>4/5</b>	<b>4/7</b>	<b>0/0</b>
<b>Opponents</b>	<b>3/3</b>	<b>12/12</b>	<b>7/7</b>	<b>0/4</b>	<b>0/4</b>

**Cooper:** ( ) ( ) ( ) ( ) ( ) ( ) (43N) (44G) (39G) (19G, 38G, 30G) (21G, 42G, 18G) (22N, 33G, 26G)  
**Kempf:** ( ) ( ) ( ) (22G, 43N) (25G) (24G) (49G) (33N) ( ) ( ) ( ) ( ) ( ) ( )  
**Opponents:** (40N, 28G) ( ) (23G) ( ) (40B, 23G, 27G) (51N, 33G, 22G) (58N, 54N, 53N) (26G, 22G) (33G) ( ) (31G, 38G, 33G) (19G, 27G, 43N) (18G, 29G) (32G, 24G) (35G, 19G, 41N) (29G, 29G)

**SACKS**  
 Baker 11.0, Stensrud 4.5, Sochia 3.5, Riley 2.5, Bingham 2.0, Bostic 2.0, Brazile 2.0, Hamm 2.0, Eason 1.0, Foster 1.0, Johnson 0.5  
**Oilers 32.0, Opponents 49.0**

**TACKLES (Solo-Assists-Total)**  
 Abraham (106-92-198), Bingham (89-80-169), Bostic (101-51-152), Baker (61-41-102), Riley (48-33-81), Brazile (44-35-79), Hartwig (41-38-79), Stensrud (41-35-76), Grimsley (51-22-73), Tullis (52-18-70), Brown (47-18-65), Hamm (36-18-54), Donaldson (23-19-42), Sochia (16-25-41), Eason (18-17-35), Foster (15-10-25), Thompson (19-5-24), Johnson (11-9-20), Meads (7-13-20), Kennedy (14-3-17), Allen (11-6-17), Lyday (9-8-17), Joiner (7-10-17), Meadows (4-3-7), Studaway (4-0-4), Lyles (2-0-2), Hunt (1-0-1)  
**Team Totals: 878-609-1487**

### USUAL STARTING LINEUP

OFFENSE	
WR	Tim Smith (83)
LT	Harvey Salem (73)
<b>LG</b>	<b>Mike Munchak (63)</b>
C	Bruce Matthews (74)
	Jim Romano (55)
RG	Pat Howell (66)
	John Schuhmacher (62)
RT	Dean Steinkuhler (70)
	Bruce Matthews (74)
TE	Jamie Williams (87)
HB	Chris Dressel (88)
WR	Herkie Walls (82)
QB	Warren Moon (1)
RB	Earl Campbell (34)
	Larry Moriarty (30)

DEFENSE	
LE	Bob Hamm (90)
NT	Mike Stensrud (67)
RE	Jesse Baker (75)
OLB	Avon Riley (53)
ILB	Gregg Bingham (54)
ILB	Robert Abraham (56)
OLB	Robert Brazile (52)
LCB	Steve Brown (24)
RCB	Willie Tullis (20)
SS	Keith Bostic (25)
FS	Carter Hartwig (36)

SPECIALISTS	
K	Florian Kempf (4)
P	John James (6)

**Pro Bowl**  
 GM: Ladd Herzog; **Head Coach:** Hugh Campbell  
**Asst. Coaches:** O. Kay Dalton (off. coord.), Jerry Glanville (def. coord.), Bill Allerheiligen (strength & cond.), John Devlin (LB), Gene Gaines (ST), Ken Houston (DB), Bruce Lemmerman (WR), Bob Padilla (DL), Al Roberts (off. backs), Bill Walsh (OL)

### AMERICAN FOOTBALL CONFERENCE STANDINGS

AFC EAST	W	L	T	Pct
Miami	14	2	0	.875
New England	9	7	0	.563
N.Y. Jets	7	9	0	.438
Indianapolis	4	12	0	.250
Buffalo	2	14	0	.125
<b>AFC CENTRAL</b>	<b>W</b>	<b>L</b>	<b>T</b>	<b>Pct</b>
Pittsburgh	9	7	0	.563
Cincinnati	8	8	0	.500
Cleveland	5	11	0	.313
<b>Houston</b>	<b>3</b>	<b>13</b>	<b>0</b>	<b>.188</b>
<b>AFC WEST</b>	<b>W</b>	<b>L</b>	<b>T</b>	<b>Pct</b>
Denver	13	3	0	.813
* Seattle	12	4	0	.750
* L.A. Raiders	11	5	0	.688
Kansas City	8	8	0	.500
San Diego	7	9	0	.438

### NATIONAL FOOTBALL CONFERENCE STANDINGS

NFC EAST	W	L	T	Pct
Washington	11	5	0	.688
* N.Y. Giants	9	7	0	.563
St. Louis	9	7	0	.563
Dallas	9	7	0	.563
Philadelphia	6	9	1	.406
<b>NFC CENTRAL</b>	<b>W</b>	<b>L</b>	<b>T</b>	<b>Pct</b>
Chicago	10	6	0	.625
Green Bay	8	8	0	.500
Tampa Bay	6	10	0	.375
Detroit	4	11	1	.281
Minnesota	3	13	0	.188
<b>NFC WEST</b>	<b>W</b>	<b>L</b>	<b>T</b>	<b>Pct</b>
San Francisco	15	1	0	.938
* L.A. Rams	10	6	0	.625
New Orleans	7	9	0	.438
Atlanta	4	12	0	.250

\* Wild Card for Playoffs



# 1983 SEASON (2-14 REGULAR SEASON, 0-0 PLAYOFFS) • 4TH PLACE AFC CENTRAL

DATE	OPPONENT	SCORE	W/L	ATT
Sep. 4	GREEN BAY	38-41*	L	44,073
Sep. 11	at L.A. Raiders	6-20	L	37,526
Sep. 18	PITTSBURGH	28-40	L	44,150
Sep. 25	at Buffalo	13-30	L	60,070
Oct. 2	at Pittsburgh	10-17	L	56,901
Oct. 9	DENVER	14-26	L	44,209
Oct. 16	at Minnesota	14-34	L	58,910
Oct. 23	KANSAS CITY	10-13*	L	39,462
Oct. 30	at Cleveland	19-25*	L	68,851
Nov. 6	CINCINNATI	14-55	L	39,706
Nov. 13	DETROIT	27-17	W	40,660
Nov. 20	at Cincinnati	10-38	L	46,375
Nov. 27	at Tampa Bay	24-33	L	38,625
Dec. 4	MIAMI	17-24	L	39,434
Dec. 11	CLEVELAND	34-27	W	29,746
Dec. 18	at Baltimore	10-20	L	20,418

	TITANS	OPP
<b>Total First Downs</b>	<b>295</b>	<b>332</b>
Rushing	120	161
Passing	155	150
Penalty	20	21
3rd Down: Made/Att	87/223	85/205
3rd Down Pct.	39.0	41.5
4th Down: Made/Att	9/16	8/9
4th Down Pct.	56.3	88.9
<b>Possession Avg.</b>	<b>29:40</b>	<b>30:20</b>
<b>Total Net Yards</b>	<b>4900</b>	<b>5632</b>
Avg. Per Game	306.3	352.0
Total Plays	1033	1031
Avg. Per Play	4.7	5.5
<b>Net Yards Rushing</b>	<b>1998</b>	<b>2787</b>
Avg. Per Game	124.9	174.2
Total Rushes	502	576
<b>Net Yards Passing</b>	<b>2902</b>	<b>2845</b>
Avg. Per Game	181.4	177.8
Sacked/Yards Lost	49/384	31/250
Gross Yards	3286	3095
Att./Comp.	482/260	424/252
Completion Pct.	53.9	59.4
Had Intercepted	29	14
<b>Punts/Average</b>	<b>80/39.2</b>	<b>65/39.5</b>
<b>Net Punting Avg.</b>	<b>80/32.8</b>	<b>65/33.0</b>
<b>Penalties/Yards</b>	<b>84/784</b>	<b>104/825</b>
<b>Fumbles/Ball Lost</b>	<b>26/18</b>	<b>34/15</b>
<b>Touchdowns</b>	<b>34</b>	<b>54</b>
Rushing	16	23
Passing	16	26
Returns	2	5

BY PERIODS	1	2	3	4	OT	PTS
Oilers	67	57	67	97	0	288
Opponents	100	157	81	110	12	460

SCORING	TD	RU	PA	RT	PAT	FG	S	TP
Kempf	0	0	0	0	33/34	17/21	0	84
Campbell	12	12	0	0	0	0	0	72
Smith	6	0	6	0	0	0	0	36
Dressel	4	0	4	0	0	0	0	24
Crutchfield LG	3	3	0	0	0	0	0	18
Moriarty	3	3	0	0	0	0	0	18
Renfro	2	0	2	0	0	0	0	12
Arnold	1	0	1	0	0	0	0	6
C. Brown	1	1	0	0	0	0	0	6
S. Brown	1	0	0	1	0	0	0	6
Edwards	1	0	1	0	0	0	0	6
McCloskey	1	0	1	0	0	0	0	6
Roaches	1	0	0	1	0	0	0	6
Walls	1	0	1	0	0	0	0	6
<b>Oilers</b>	<b>34</b>	<b>16</b>	<b>2</b>	<b>33/34</b>	<b>17/21</b>	<b>0</b>	<b>288</b>	
<b>Opponents</b>	<b>54</b>	<b>23</b>	<b>26</b>	<b>5</b>	<b>49/51</b>	<b>29/36</b>	<b>0</b>	<b>460</b>

RUSHING	No	Yds	Avg	Lg	TD
Campbell	322	1301	4.0	42	12
Crutchfield LG	140	578	4.1	17	3
Crutchfield TM	3	7	2.3	5	0
Moriarty	65	321	4.9	80	3
Craft	55	147	2.7	8	0
Luck	17	55	3.2	17	0
Walls	5	44	8.8	14	0
Nielsen	8	43	5.4	20	0
Edwards	16	40	2.5	9	0
Smith	2	16	8.0	9	0
Manning	2	13	6.5	11	0
Allen	1	5	5.0	5	0
Dressel	1	3	3.0	3	0

PASSING	Att	Cmp	Pct	Yards	Yds/Att	TD	Int	Lg	Sk/Yds	Rating
Luck	217	124	57.1	1375	6.34	8	13	66	16/138	63.4
Nielsen	175	90	51.4	1125	6.41	5	8	48	22/163	62.2
Manning	88	44	50.0	755	8.58	2	8	47	11/83	49.2
Bryant	1	1	100.0	24	24.0	1	0	24	0/0	158.3
James	1	1	100.0	7	7.0	0	0	7	0/0	95.8
<b>Oilers</b>	<b>482</b>	<b>260</b>	<b>53.9</b>	<b>3286</b>	<b>6.82</b>	<b>16</b>	<b>29</b>	<b>66</b>	<b>49/384</b>	<b>61.4</b>
<b>Opponents</b>	<b>424</b>	<b>252</b>	<b>59.4</b>	<b>3095</b>	<b>7.30</b>	<b>26</b>	<b>14</b>	<b>74</b>	<b>31/250</b>	<b>88.7</b>

Renfro	1	3	3.0	3	0
C. Brown	3	0	0.0	1	1
James	1	0	0.0	0	0
<b>Oilers</b>	<b>502</b>	<b>1998</b>	<b>4.0</b>	<b>80</b>	<b>16</b>
<b>Opponents</b>	<b>576</b>	<b>2787</b>	<b>4.8</b>	<b>52</b>	<b>23</b>

RECEIVING	No	Yds	Avg	Lg	TD
Smith	83	1176	14.2	47	6
Dressel	32	316	9.9	35	4
Renfro	23	316	13.7	38	2
Campbell	19	216	11.4	66	0
Crutchfield LG	19	133	7.0	15	0
Bryant	16	211	13.2	26	0
McCloskey	16	137	8.6	20	1
Holston	14	205	14.6	43	0
Walls	12	276	23.0	48	1
Arnold	12	137	11.4	37	1
Craft	12	99	8.3	14	0
Edwards	9	79	8.8	20	1
Casper TM	7	79	11.3	17	0
Moriarty	4	32	8.0	12	0
Kempf	1	7	7.0	7	0
<b>Oilers</b>	<b>260</b>	<b>3286</b>	<b>12.6</b>	<b>66</b>	<b>16</b>
<b>Opponents</b>	<b>252</b>	<b>3095</b>	<b>12.3</b>	<b>74</b>	<b>26</b>

INTERCEPTIONS	No	Yds	Avg	Lg	TD
Tullis	5	65	13.0	44	0
Hatchett LG	4	36	9.0	25	0
Kay	2	31	15.5	27	0
Bostic	2	0	0.0	0	0
Reinfeldt	1	19	19.0	19	0
S. Brown	1	16	16.0	16	0
Bingham	1	4	4.0	4	0
Abraham	1	0	0.0	0	0
Riley	1	0	0.0	0	0
<b>Oilers</b>	<b>14</b>	<b>135</b>	<b>9.6</b>	<b>44</b>	<b>0</b>
<b>Opponents</b>	<b>29</b>	<b>392</b>	<b>13.5</b>	<b>71</b>	<b>2</b>

PUNTING	No	Yds	Avg	Net	TB	In	Lg	B
James	79	3136	39.7	32.8	8	12	53	1
<b>Oilers</b>	<b>80</b>	<b>3136</b>	<b>39.2</b>	<b>32.8</b>	<b>8</b>	<b>12</b>	<b>53</b>	<b>1</b>
<b>Opponents</b>	<b>65</b>	<b>2567</b>	<b>39.5</b>	<b>33.0</b>	<b>13</b>	<b>19</b>	<b>60</b>	<b>0</b>

PUNT RETURNS	No	FC	Yds	Avg	Lg	TD
Roaches	20	9	159	8.0	23	0
<b>Oilers</b>	<b>20</b>	<b>9</b>	<b>159</b>	<b>8.0</b>	<b>23</b>	<b>0</b>
<b>Opponents</b>	<b>47</b>	<b>15</b>	<b>354</b>	<b>7.5</b>	<b>43</b>	<b>0</b>

KICKOFF RETURNS	No	Yds	Avg	Lg	TD
S. Brown	31	795	25.6	93	1
Roaches	34	641	18.9	97	1
Walls	9	110	12.2	25	0
Dressel	4	40	10.0	13	0
Moriarty	2	25	12.5	16	0
Hunt	1	12	12.0	12	0
McCloskey	1	11	11.0	11	0
Tullis	1	16	16.0	16	0
Riley	0	26	--	26	0
<b>Oilers</b>	<b>83</b>	<b>1676</b>	<b>20.2</b>	<b>97</b>	<b>2</b>
<b>Opponents</b>	<b>61</b>	<b>1280</b>	<b>21.0</b>	<b>55</b>	<b>0</b>

FIELD GOALS	1-19	20-29	30-39	40-49	50+
Kempf	1/1	4/4	7/8	4/6	1/2
<b>Oilers</b>	<b>1/1</b>	<b>4/4</b>	<b>7/8</b>	<b>4/6</b>	<b>1/2</b>
<b>Opponents</b>	<b>2/2</b>	<b>6/7</b>	<b>9/11</b>	<b>12/15</b>	<b>0/1</b>

Kempf: (49G, 59N) (40G, 34B, 38G) () (31G, 25G) (34G) () () (32G, 42N) (19G, 24G) () (47G, 21G) (34G) (51G) (23G) (41G, 45N, 39G) (34G)  
Opponents: (46G, 42G) (36N, 41B, 26N) (49G, 35G, 20G, 22G) (48G) (18G) (45G, 39G, 30N, 49G, 35G) (44G, 28G, 48N) (31G, 52N, 41G) (37G, 37G, 29G, 30G) (44G, 29G) (35G) (26G) (41N) (19G) (44G, 45G) (48G, 37G)

SACKS
Baker 5.5, Taylor 4.5, Foster 3.5, Bostic 3.0, Hamm 3.0, Brazile 2.5, Sochia 2.5, Stensrud 2.0, Abraham 1.0, Hartwig 1.0, Hunt 1.0, Thompson 1.0, Riley 0.5
<b>Oilers 31.0, Opponents 49.0</b>

TACKLES (Solo-Assists-Total)
Bingham (87-48-135), Abraham (83-34-117), Bostic (70-21-91), Brazile (55-35-90), Hartwig (59-17-76), Riley (56-19-75), Baker (49-17-66), Brown (48-12-60), Tullis (50-9-59), Sochia (45-10-55), Hamm (41-12-53), Hunt (30-7-37), Thompson (29-5-34), Kay (27-4-31), Stensrud (18-8-26), Reinfeldt (15-7-22), Wilson (16-1-17), Foster (8-4-12), Joiner (4-1-5), Meadows (2-0-2)
<b>Oilers (792-271-1063)</b>

### USUAL STARTING LINEUP

OFFENSE
WR Mike Renfro (83)
Steve Bryant (81)
LT Doug France (77)
LG Mike Munchak (63)
C David Carter (58)
RG Bruce Matthews (74)
RT Harvey Salem (73)
TE Chris Dressel (88)
WR Tim Smith (83)
QB Gifford Nielsen (7)
Oliver Luck (10)
<b>RB Earl Campbell (34)</b>
FB Larry Moriarty (30)
or TE Mike McCloskey (89)

DEFENSE
LE Bob Hamm (90)
NT Brian Sochia (72)
Mike Stensrud (67)
RE Jesse Baker (75)
OLB Avon Riley (53)
ILB Gregg Bingham (54)
ILB Robert Abraham (56)
OLB Robert Brazile (52)
LCB Steve Brown (24)
Bill Kay (22)
RCB Willie Tullis (20)
SS Keith Bostic (25)
FS Carter Hartwig (36)

### SPECIALISTS

K Florian Kempf (4)
P John James (6)

### Pro Bowl

**GM:** Ladd Herzog; **Head Coach:** Ed Biles (six games), Chuck Studley (10 games)  
**Asst. Coaches:** O. Kay Dalton (off. coord.), Chuck Studley (def. coord.), Bill Allerheilgen (strength & cond.), Andy Bourgeois (WR), Ken Houston (DB), Elijah Pitts (off. backs), Vic Rapp (TE/ST), Dick Selcer (LB), Ralph Staub (DL), Bill Walsh (OL)

\* Coord. for first six games; head coach last 10 games

### AMERICAN FOOTBALL CONFERENCE STANDINGS

AFC EAST	W	L	T	Pct
Miami	12	4	0	.750
New England	8	8	0	.500
Buffalo	8	8	0	.500
Baltimore	7	9	0	.438
N.Y. Jets	7	9	0	.438
AFC CENTRAL	W	L	T	Pct
Pittsburgh	10	6	0	.625
Cleveland	9	7	0	.563
Cincinnati	7	9	0	.438
<b>Houston</b>	<b>2</b>	<b>14</b>	<b>0</b>	<b>.125</b>
AFC WEST	W	L	T	Pct
L.A. Raiders	12	4	0	.750
* Seattle	9	7	0	.563
* Denver	9	7	0	.563
San Diego	6	10	0	.375
Kansas City	6	10	0	.375

### NATIONAL FOOTBALL CONFERENCE STANDINGS

NFC EAST	W	L	T	Pct
Washington	14	2	0	.875
* Dallas	12	4	0	.750
St. Louis	8	7	1	.438
Philadelphia	5	11	0	.313
N.Y. Giants	3	12	1	.219
NFC CENTRAL	W	L	T	Pct
Detroit	9	7	0	.563
Green Bay	8	8	0	.500
Chicago	8	8	0	.500
Minnesota	8	8	0	.500
Tampa Bay	2	14	0	.125
NFC WEST	W	L	T	Pct
San Francisco	10	6	0	.625
* L.A. Rams	9	7	0	.563
New Orleans	8	8	0	.500
Atlanta	7	9	0	.438

\* Wild Card for Playoffs

# 1982 SEASON (1-8 REGULAR SEASON, 0-0 PLAYOFFS) • 13TH PLACE AFC

DATE	OPPONENT	SCORE	W/L	ATT
Sep. 12	at Cincinnati	6-27	L	52,268
Sep. 19	SEATTLE	23-21	W	43,117
Nov. 21	PITTSBURGH	10-24	L	42,338
Nov. 28	at New England	21-29	L	33,602
Dec. 5	at NY Giants	14-17	L	71,184
Dec. 13	DALLAS	7-37	L	51,808
Dec. 19	at Philadelphia	14-35	L	44,119
Dec. 26	CLEVELAND	14-20	L	36,559
Jan. 2	CINCINNATI	27-35	L	26,522

Note: strike-shortened season

	TITANS	OPP
<b>Total First Downs</b>	<b>138</b>	<b>187</b>
Rushing	52	67
Passing	81	106
Penalty	5	14
3rd Down: Made/Att	43/123	60/130
3rd Down Pct.	35.0	46.2
4th Down: Made/Att	8/12	2/6
4th Down Pct.	66.7	33.3
<b>Possession Avg.</b>	<b>27:40</b>	<b>32:20</b>
<b>Total Net Yards</b>	<b>2373</b>	<b>3438</b>
Avg. Per Game	263.7	382.0
Total Plays	551	613
Avg. Per Play	4.3	5.6
<b>Net Yards Rushing</b>	<b>799</b>	<b>1225</b>
Avg. Per Game	88.8	136.1
Total Rushes	225	298
<b>Net Yards Passing</b>	<b>1574</b>	<b>2213</b>
Avg. Per Game	174.9	245.9
Sacked/Yards Lost	39/308	31/240
Gross Yards	1882	2453
Att./Comp.	287/153	284/179
Completion Pct.	53.3	63.0
Had Intercepted	15	3
<b>Punts/Average</b>	<b>55/39.7</b>	<b>38/43.0</b>
<b>Net Punting Avg.</b>	<b>55/33.0</b>	<b>38/36.1</b>
<b>Penalties/Yards</b>	<b>52/424</b>	<b>59/454</b>
<b>Fumbles/Ball Lost</b>	<b>14/11</b>	<b>20/13</b>
<b>Touchdowns</b>	<b>18</b>	<b>30</b>
Rushing	5	10
Passing	12	18
Returns	1	2

BY PERIODS	1	2	3	4	OT	PTS
Oilers	24	27	31	54	0	136
Opponents	48	71	45	81	0	245

SCORING	TD	RU	PA	RT	PAT	FG	S	TP
Casper	6	0	6	0	0	0	0	36
Kempf	0	0	0	0	16/18	4/6	0	28
Craft	4	3	1	0	0	0	0	24
Renfro	3	0	3	0	0	0	0	18
Campbell	2	2	0	0	0	0	0	12
Allen	1	0	1	0	0	0	0	6
Holston	1	0	1	0	0	0	0	6
Reinfeldt*	1	0	0	1	0	0	0	6
<b>Oilers</b>	<b>18</b>	<b>5</b>	<b>12</b>	<b>1</b>	<b>16/18</b>	<b>4/6</b>	<b>0</b>	<b>136</b>
<b>Opponents</b>	<b>30</b>	<b>10</b>	<b>18</b>	<b>2</b>	<b>30/30</b>	<b>11/18</b>	<b>1</b>	<b>245</b>

\*recovered fumble in end zone

RUSHING	No	Yds	Avg	Lg	TD
Campbell	157	538	3.4	22	2
Manning	13	85	6.5	24	0
Edwards	15	58	3.9	8	0
Craft	18	42	2.3	10	3
Nielsen	9	37	4.1	9	0
Armstrong	8	15	1.9	5	0
Bailey	1	13	13.0	13	0
Casper	2	9	4.5	8	0
Allen	2	2	1.0	9	0
<b>Oilers</b>	<b>225</b>	<b>799</b>	<b>3.6</b>	<b>24</b>	<b>5</b>
<b>Opponents</b>	<b>298</b>	<b>1225</b>	<b>4.1</b>	<b>90t</b>	<b>10</b>

PASSING	Att	Cmp	Pct	Yards	Yds/Att	TD	Int	Lg	Sk/Yds	Rating
Nielsen	161	87	54.0	1005	6.24	6	8	46	12/92	64.8
Manning LG	132	67	50.8	880	6.67	6	8	54t	29/234	62.1
Manning TM	125	66	52.8	877	7.02	6	6	54t	27/216	71.3
Campbell	1	0	0.0	0	0.0	0	1	0	0/0	0.0
<b>Oilers</b>	<b>287</b>	<b>153</b>	<b>53.3</b>	<b>1882</b>	<b>6.56</b>	<b>12</b>	<b>15</b>	<b>54t</b>	<b>39/308</b>	<b>66.0</b>
<b>Opponents</b>	<b>284</b>	<b>179</b>	<b>63.0</b>	<b>2453</b>	<b>8.64</b>	<b>18</b>	<b>3</b>	<b>62t</b>	<b>31/240</b>	<b>107.3</b>

RECEIVING	No	Yds	Avg	Lg	TD
Casper	36	573	15.9	38	6
Bailey	26	367	14.1	27	0
Craft	23	230	10.0	49	1
Renfro	21	295	14.0	54t	3
Campbell	18	130	7.2	46	0
Armstrong	12	75	6.3	14	0
Edwards	9	53	5.9	21	0
Holston	5	116	23.2	38t	1
Allen	2	35	17.5	23t	1
Thomaselli	1	8	8.0	8	0
<b>Oilers</b>	<b>153</b>	<b>1882</b>	<b>12.3</b>	<b>54t</b>	<b>12</b>
<b>Opponents</b>	<b>179</b>	<b>2453</b>	<b>13.7</b>	<b>62t</b>	<b>18</b>

INTERCEPTIONS	No	Yds	Avg	Lg	TD
Brazile	1	31	31.0	31	0
Bingham	1	8	8.0	8	0
Perry	1	8	8.0	8	0
<b>Oilers</b>	<b>3</b>	<b>47</b>	<b>15.7</b>	<b>31</b>	<b>0</b>
<b>Opponents</b>	<b>15</b>	<b>47</b>	<b>3.1</b>	<b>22</b>	<b>1</b>

PUNTING	No	Yds	Avg	Net	TB	In	Lg	B
James LG	43	1741	40.5	34.1	4	7	56	0
James TM	31	1260	40.6	34.3	2	4	56	0
Parsley	24	926	38.6	31.3	2	3	51	0
<b>Oilers</b>	<b>55</b>	<b>2186</b>	<b>39.7</b>	<b>33.0</b>	<b>4</b>	<b>7</b>	<b>56</b>	<b>0</b>
<b>Opponents</b>	<b>38</b>	<b>1634</b>	<b>43.0</b>	<b>36.1</b>	<b>8</b>	<b>11</b>	<b>73</b>	<b>0</b>

PUNT RETURNS	No	FC	Yds	Avg	Lg	TD
Roaches	19	4	104	5.5	25	0
<b>Oilers</b>	<b>19</b>	<b>4</b>	<b>104</b>	<b>5.5</b>	<b>25</b>	<b>0</b>
<b>Opponents</b>	<b>35</b>	<b>11</b>	<b>293</b>	<b>8.4</b>	<b>24</b>	<b>0</b>

KICKOFF RETURNS	No	Yds	Avg	Lg	TD
Riley	1	27	27.0	27	0
Roaches	21	441	21.0	45	0
T. Wilson	2	40	20.0	26	0
Allen	15	292	19.5	38	0
Tullis	5	91	18.2	28	0
Thomaselli	1	7	7.0	7	0
Smith*	0	7	--	7	0
<b>Oilers</b>	<b>45</b>	<b>905</b>	<b>20.1</b>	<b>45</b>	<b>0</b>
<b>Opponents</b>	<b>26</b>	<b>564</b>	<b>21.7</b>	<b>55</b>	<b>0</b>

\*handoff from Roaches

FIELD GOALS	1-19	20-29	30-39	40-49	50+
Kempf	0/0	1/1	3/3	0/1	0/0
<b>Oilers</b>	<b>0/0</b>	<b>1/1</b>	<b>3/3</b>	<b>0/1</b>	<b>0/0</b>
<b>Opponents</b>	<b>1/1</b>	<b>6/6</b>	<b>1/3</b>	<b>2/6</b>	<b>1/3</b>

**Kempf:** ( ) (24G) (31G) (52N) ( ) ( ) (42N) (35G, 37G)  
**Opponents:** (47N, 43G, 43N, 25G) ( ) (48G) (23G, 25G) (37N, 26G, 42N) (22G, 36G, 53G) ( ) (45B, 18G, 55N, 24G) (51N)

SACKS
Baker 7.5, Brazile 6.5, Bingham 3.0, Kennard 3.0, Skaugstad 3.0, Riley 1.5, Stensrud 1.5, Bethea 1.0, Corker 1.0, Hunt 1.0, Washington 1.0
<b>Oilers 31.0, Opponents 39.0</b>

TACKLES (Solo-Assists-Total)
Hunt (61-24-85), Bingham (63-21-84), Brazile (46-20-66), Perry (37-12-49), Reinfeldt (32-10-42), Riley (27-15-42), Stensrud (21-12-33), Baker (22-10-32), Kennard (20-9-29), Tullis (19-6-25), J. C. Wilson (21-4-25), Hartwig (22-2-24), Skaugstad (13-8-21), Stemrick (17-3-20), Thompson (13-3-16), Taylor (12-3-15), Bethea (10-4-14), Washington (9-5-14), Kay (9-2-11), Abraham (2-1-3)
<b>Oilers (476-174-650)</b>

### USUAL STARTING LINEUP

OFFENSE
WR Harold Bailey (80)
LT John Schuhmacher (62)
LG Ralph Williams (68)
Mike Munchak (63)
C David Carter (58)
RG Ed Fisher (60)
RT Morris Towns (76)
TE Dave Casper (87)
WR Mike Renfro (82)
Mike Holston (84)
QB Archie Manning (8)
Gifford Nielsen (14)
RB Earl Campbell (34)
FB Stan Edwards (35)

### DEFENSE

LE Ken Kennard (71)
NT Mike Stensrud (67)
RE Jesse Baker (75)
OLB Avon Riley (53)
ILB Gregg Bingham (54)
ILB Daryl Hunt (50)
<b>OLB Robert Brazile (52)</b>
LCB J. C. Wilson (33)
RCB Greg Stemrick (27)
SS Carter Hartwig (36)
Vernon Perry (32)
FS Mike Reinfeldt (37)

### SPECIALISTS

K Florian Kempf (4)
P John James (6)
Cliff Parsley (18)

### Pro Bowl

**GM:** Ladd Herzog; **Head Coach:** Ed Biles  
**Asst. Coaches:** Jim Shofner (off. coord.), Bill Allerheiligen (strength & cond.), Andy Bourgeois (WR), Ray Callahan (OL), Bob Gambold (DB), Ken Houston (def. asst.), Elijah Pitts (off. backs), Dick Selcer (LB), Ralph Staub (DL)

### AMERICAN FOOTBALL CONFERENCE STANDINGS

AFC	W	L	T	Pct
* L.A. Raiders	8	1	0	.889
* Miami	7	2	0	.778
* Cincinnati	7	2	0	.778
* Pittsburgh	6	3	0	.667
* San Diego	6	3	0	.667
* N.Y. Jets	6	3	0	.667
* New England	5	4	0	.556
* Cleveland	4	5	0	.444
Buffalo	4	5	0	.444
Seattle	4	5	0	.444
Kansas City	3	6	0	.333
Denver	2	7	0	.222
<b>Houston</b>	<b>1</b>	<b>8</b>	<b>0</b>	<b>.111</b>
Baltimore	0	8	1	.056

### NATIONAL FOOTBALL CONFERENCE STANDINGS

NFC	W	L	T	Pct
* Washington	8	1	0	.889
* Dallas	6	3	0	.667
* Green Bay	5	3	1	.611
* Minnesota	5	4	0	.556
* Atlanta	5	4	0	.556
* St. Louis	5	4	0	.556
* Tampa Bay	5	4	0	.556
* Detroit	4	5	0	.444
New Orleans	4	5	0	.444
N.Y. Giants	4	5	0	.444
San Francisco	3	6	0	.333
Chicago	3	6	0	.333
Philadelphia	3	6	0	.333
L.A. Rams	2	7	0	.222

\* Playoff Participant

# 1981 SEASON (7-9 REGULAR SEASON, 0-0 PLAYOFFS) • 3RD PLACE AFC CENTRAL

DATE	OPPONENT	SCORE	W/L	ATT
Sep. 6	at L.A. Rams	27-20	W	63,198
Sep. 13	at Cleveland	9-3	W	79,483
Sep. 20	MIAMI	10-16	L	47,379
Sep. 27	at NY Jets	17-33	L	50,309
Oct. 4	CINCINNATI	17-10	W	44,350
Oct. 11	SEATTLE	35-17	W	42,671
Oct. 18	at New England	10-38	L	60,474
Oct. 26	at Pittsburgh	13-26	L	52,732
Nov. 1	at Cincinnati	21-34	L	54,736
Nov. 8	OAKLAND	17-16	W	45,519
Nov. 15	at Kansas City	10-23	L	73,984
Nov. 22	NEW ORLEANS	24-27	L	49,581
Nov. 29	ATLANTA	27-31	L	40,201
Dec. 3	CLEVELAND	17-13	W	44,502
Dec. 13	at San Francisco	6-28	L	55,707
Dec. 20	PITTSBURGH	21-20	W	41,056

	TITANS	OPP
<b>Total First Downs</b>	<b>241</b>	<b>325</b>
Rushing	103	138
Passing	124	162
Penalty	14	25
3rd Down: Made/Att	69/212	102/235
3rd Down Pct.	32.5	43.4
4th Down: Made/Att	--	--
4th Down Pct.	--	--
<b>Possession Avg.</b>	<b>27:56</b>	<b>32:04</b>
<b>Total Net Yards</b>	<b>4511</b>	<b>5726</b>
Avg. Per Game	281.9	357.9
Total Plays	947	1084
Avg. Per Play	4.8	5.3
<b>Net Yards Rushing</b>	<b>1734</b>	<b>2411</b>
Avg. Per Game	108.4	150.7
Total Rushes	466	549
<b>Net Yards Passing</b>	<b>2777</b>	<b>3315</b>
Avg. Per Game	173.6	207.2
Sacked/Yards Lost	40/342	33/239
Gross Yards	3119	3554
Att./Comp.	441/258	502/295
Completion Pct.	58.5	58.8
Had Intercepted	23	18
<b>Punts/Average</b>	<b>79/39.7</b>	<b>70/41.9</b>
<b>Net Punting Avg.</b>	<b>79/34.4</b>	<b>70/33.9</b>
<b>Fumbles/Yards</b>	<b>93/825</b>	<b>92/838</b>
<b>Fumbles/Ball Lost</b>	<b>33/21</b>	<b>20/13</b>
<b>Touchdowns</b>	<b>34</b>	<b>39</b>
Rushing	11	16
Passing	21	22
Returns	2	1

BY PERIODS	1	2	3	4	OT	PTS
Oilers	47	66	55	113	0	281
Opponents	73	93	105	84	0	355

SCORING	TD	RU	PA	RT	PAT	FG	S	TP
Fritsch	0	0	0	0	32/34	15/22	0	77
Campbell	10	10	0	0			0	60
Casper	8	0	8	0			0	48
Burrough	7	0	7	0			0	42
Holston	2	0	2	0			0	12
Armstrong	1	0	1	0			0	6
Barber	1	0	1	0			0	6
Carpenter	1	0	1	0			0	6
Coleman	1	1	0	0			0	6
Renfro	1	0	1	0			0	6
Roaches	1	0	0	1			0	6
Tullis	1	0	0	1			0	6
<b>Oilers</b>	<b>34</b>	<b>11</b>	<b>21</b>	<b>2</b>	<b>32/34</b>	<b>15/22</b>	<b>0</b>	<b>281</b>
<b>Opponents</b>	<b>39</b>	<b>16</b>	<b>22</b>	<b>1</b>	<b>38/39</b>	<b>27/42</b>	<b>1</b>	<b>355</b>

RUSHING	No	Yds	Avg	Lg	TD
Campbell	361	1376	3.8	43	10
Armstrong	31	146	4.7	18	0
Coleman	21	91	4.3	30	1
Carpenter	18	74	4.1	20	0
T. Wilson	13	35	2.7	7	0
Reaves	6	13	2.2	13	0
Nielsen	6	2	0.3	4	0
Stabler	10	-3	-0.3	4	0
<b>Oilers</b>	<b>466</b>	<b>1734</b>	<b>3.7</b>	<b>43</b>	<b>11</b>
<b>Opponents</b>	<b>549</b>	<b>2411</b>	<b>4.4</b>	<b>56</b>	<b>16</b>

PASSING	Att	Cmp	Pct	Yards	Yds/Att	TD	Int	Lg	Sk/Yds	Rating
Stabler	285	165	57.9	1988	6.98	14	18	71t	29/254	69.5
Nielsen	93	60	64.5	709	7.62	5	3	44	8/61	92.1
J. Reaves	61	31	50.8	379	6.21	2	2	51t	3/27	67.6
Parsley	2	2	100.0	43	21.50	0	0	31	0/0	118.8
<b>Oilers</b>	<b>441</b>	<b>258</b>	<b>58.5</b>	<b>3119</b>	<b>7.07</b>	<b>21</b>	<b>23</b>	<b>71t</b>	<b>40/342</b>	<b>74.4</b>
<b>Opponents</b>	<b>502</b>	<b>295</b>	<b>58.8</b>	<b>3554</b>	<b>7.08</b>	<b>22</b>	<b>18</b>	<b>67t</b>	<b>33/239</b>	<b>80.2</b>

RECEIVING	No	Yds	Avg	Lg	TD
Burrough	40	668	16.7	71t	7
Renfro	39	451	11.6	43	1
Campbell	36	156	4.3	17	0
Casper	33	572	17.3	52t	8
Armstrong	29	278	9.6	48	1
Holston	27	427	15.8	50t	2
Coleman	19	211	11.1	24	0
Barber	13	190	14.6	35	1
Carpenter	13	80	6.2	33t	1
T. Wilson	5	33	6.6	11	0
Smith	2	37	18.5	25	0
Brooks LG	3	37	12.3	21	0
Brooks TM	2	16	8.0	16	0
Smith	2	37	18.5	25	0
<b>Oilers</b>	<b>258</b>	<b>3119</b>	<b>12.1</b>	<b>71t</b>	<b>21</b>
<b>Opponents</b>	<b>295</b>	<b>3554</b>	<b>12.0</b>	<b>67t</b>	<b>22</b>

INTERCEPTIONS	No	Yds	Avg	Lg	TD
Stemrick	3	94	31.3	38	0
Hartwig	3	78	26.0	36	0
Kay	2	47	23.5	30	0
Perry	2	46	23.0	34	0
Bingham	2	20	10.0	17	0
Reinfeldt	2	18	9.0	16	0
Brazile	2	7	3.5	7	0
Washington	1	19	19.0	19	0
J.C. Wilson	1	1	1.0	1	0
<b>Oilers</b>	<b>18</b>	<b>330</b>	<b>18.3</b>	<b>38</b>	<b>0</b>
<b>Opponents</b>	<b>23</b>	<b>289</b>	<b>12.6</b>	<b>49</b>	<b>0</b>

PUNTING	No	Yds	Avg	Net	TB	In	Lg	B
Parsley	79	3137	39.7	34.4	3	17	62	0
<b>Oilers</b>	<b>79</b>	<b>3137</b>	<b>39.7</b>	<b>34.4</b>	<b>3</b>	<b>17</b>	<b>62</b>	<b>0</b>
<b>Opponents</b>	<b>70</b>	<b>2935</b>	<b>41.9</b>	<b>33.9</b>	<b>12</b>	<b>17</b>	<b>65</b>	<b>1</b>

PUNT RETURNS	No	FC	Yds	Avg	Lg	TD
Roaches	39	4	296	7.6	40	0
Tullis	2	0	29	14.5	16	0
<b>Oilers</b>	<b>41</b>	<b>4</b>	<b>325</b>	<b>7.9</b>	<b>40</b>	<b>0</b>
<b>Opponents</b>	<b>47</b>	<b>19</b>	<b>360</b>	<b>7.7</b>	<b>26</b>	<b>0</b>

KICKOFF RETURNS	No	Yds	Avg	Lg	TD
Roaches	28	769	27.5	96t	1
Tullis	32	779	24.3	95t	1
T. Wilson	3	41	13.7	23	0
Armstrong	3	36	12.0	18	0
Hunt	3	19	6.3	11	0
J.C. Wilson	2	27	13.5	14	0
Riley	1	51	51.0	51	0
<b>Oilers</b>	<b>72</b>	<b>1722</b>	<b>23.9</b>	<b>96t</b>	<b>2</b>
<b>Opponents</b>	<b>59</b>	<b>1201</b>	<b>20.4</b>	<b>34</b>	<b>0</b>

FIELD GOALS	1-19	20-29	30-39	40-49	50+
Fritsch	0/0	3/4	4/4	7/13	1/1
<b>Oilers</b>	<b>0/0</b>	<b>3/4</b>	<b>4/4</b>	<b>7/13</b>	<b>1/1</b>
<b>Opponents</b>	<b>4/4</b>	<b>4/5</b>	<b>8/11</b>	<b>10/18</b>	<b>1/4</b>

**Fritsch:** (50G, 41G, 44B) (42G, 27G, 36G) (40G) (38G) (49N, 48G) () (42G) (34G, 42N, 44G) (44N) (23G, 22N) (21G) (49G) () (32G, 41N) () (47N)

**Opponents:** (35G, 29N, 36G) (36B, 50B, 29G, 41N) (42G, 37G, 47N, 27G) (41G) (45G, 48N, 36N) (41G, 47N) (32N, 21G) (19G, 19G) (51G, 30G) (51N, 29G, 42G, 43G, 47N) (37G, 42G, 38G) (41B, 46G, 42G) (36G, 54N, 46N) (18G, 19G, 47N) () (40G, 37G)

**SACKS**  
 Baker 10.0, Dorris 5.0, Stensrud 4.0, Kennard 3.5, Bethea 2.0, Brazile 6.0, Washington 2.0, Hunt 1.5, Bingham 1.0, Reinfeldt 1.0, Stringer 1.0, Skaugstad 0.5, Thompson 0.5  
**Oilers 33.0, Opponents 40.0**

**TACKLES (Solo-Assists-Total)**  
 Bingham (112-60-172), Hunt (81-46-127), Brazile (72-40-112), Perry (74-27-101), Kennard (62-29-91), Reinfeldt (49-34-83), Washington (53-21-74), J.C. Wilson (43-19-62), Baker (42-18-60), Dorris (33-27-60), Bethea (29-30-59), Stensrud (28-20-48), Stemrick (34-11-45), Skaugstad (20-18-38), Stringer (15-6-21), Thompson (13-5-18), Hartwig (10-7-17), Kay (13-4-17), Riley (6-8-14), Corker (3-2-5)  
**Oilers (792-432-1224)**

### USUAL STARTING LINEUP

**OFFENSE**

WR Ken Burrough (00)  
**LT Leon Gray (74)**  
 LG John Schuhmacher (68)  
 C David Carter (58)  
 RG Ed Fisher (60)  
 RT Morris Towns (76)  
 TE Mike Barber (86)  
 Dave Casper (87)  
 WR Mike Renfro (82)  
 Mike Holston (84)  
 QB Ken Stabler (12)  
**RB Earl Campbell (34)**  
 FB Tim Wilson (45)

**DEFENSE**

LE Andy Dorris (69)  
 NT Ken Kennard (71)  
 RE Elvin Bethea (65)  
 OLB Ted Washington (59)  
 ILB Gregg Bingham (54)  
 ILB Daryl Hunt (50)  
**OLB Robert Brazile (52)**  
 LCB J.C. Wilson (33)  
 RCB Greg Stemrick (27)  
 SS Vernon Perry (32)  
 FS Mike Reinfeldt (37)

**SPECIALISTS**

K Toni Fritsch (16)  
 P Cliff Parsley (18)

**ADDITIONAL PRO BOWL**  
**Carl Roaches**

**Pro Bowl**

**GM:** Ladd Herzog; **Head Coach:** Ed Biles  
**Asst. Coaches:** Jim Shofner (off. coord.), Dick Nolan (def. coord.), Andy Bourgeois (WR), Ray Callahan (OL), Joe Galat (DL), Bob Gambold (DB), Elijah Pitts (off. backs), Dick Selcer (LB)

### AMERICAN FOOTBALL CONFERENCE STANDINGS

AFC EAST	W	L	T	Pct
Miami	11	4	1	.719
* N.Y. Jets	10	5	1	.656
* Buffalo	10	6	0	.625
Baltimore	2	14	0	.125
New England	2	14	0	.125
<b>AFC CENTRAL</b>	<b>W</b>	<b>L</b>	<b>T</b>	<b>Pct</b>
Cincinnati	12	4	0	.750
Pittsburgh	8	8	0	.500
<b>Houston</b>	<b>7</b>	<b>9</b>	<b>0</b>	<b>.438</b>
Cleveland	5	11	0	.313
<b>AFC WEST</b>	<b>W</b>	<b>L</b>	<b>T</b>	<b>Pct</b>
San Diego	10	6	0	.625
Denver	10	6	0	.625
Kansas City	9	7	0	.563
Oakland	7	9	0	.438
Seattle	6	10	0	.375

### NATIONAL FOOTBALL CONFERENCE STANDINGS

NFC EAST	W	L	T	Pct
Dallas	12	4	0	.750
* Philadelphia	10	6	0	.625
* N.Y. Giants	9	7	0	.563
Washington	8	8	0	.500
St. Louis	7	9	0	.438
<b>NFC CENTRAL</b>	<b>W</b>	<b>L</b>	<b>T</b>	<b>Pct</b>
Tampa Bay	9	7	0	.563
Detroit	8	8	0	.500
Green Bay	8	8	0	.500
Minnesota	7	9	0	.438
Chicago	6	10	0	.375
<b>NFC WEST</b>	<b>W</b>	<b>L</b>	<b>T</b>	<b>Pct</b>
San Francisco	10	6	0	.625
Atlanta	7	9	0	.438
Los Angeles	6	10	0	.375
New Orleans	4	12	0	.250

\* Wild Card for Playoffs

# 1980 SEASON (11-5 REGULAR SEASON, 0-1 PLAYOFFS) • 1ST PLACE AFC CENTRAL (TIED)

DATE	OPPONENT	SCORE	W/L	ATT
Sep. 7	at Pittsburgh	17-31	L	54,386
Sep. 15	at Cleveland	16-7	W	80,243
Sep. 21	BALTIMORE	21-16	W	47,878
Sep. 28	at Cincinnati	13-10	W	50,413
Oct. 5	SEATTLE	7-26	L	46,860
Oct. 12	at Kansas City	20-21	L	75,048
Oct. 19	TAMPA BAY	20-14	W	48,167
Oct. 26	CINCINNATI	23-3	W	49,189
Nov. 2	at Denver	20-16	W	74,717
Nov. 10	NEW ENGLAND	38-34	W	51,524
Nov. 16	at Chicago	10-6	W	59,390
Nov. 23	at NY Jets	28-31*	L	52,358
Nov. 30	CLEVELAND	14-17	L	61,514
Dec. 4	PITTSBURGH	6-0	W	53,960
Dec. 14	at Green Bay	22-3	W	53,201
Dec. 21	MINNESOTA	20-16	W	51,064
Dec. 28	at Oakland	7-27	L	52,762

	TITANS	OPP
<b>Total First Downs</b>	<b>329</b>	<b>259</b>
Rushing	155	94
Passing	152	147
Penalty	22	18
3rd Down: Made/Att	92/211	76/211
3rd Down Pct.	43.6	36.0
4th Down: Made/Att	--	--
4th Down Pct.	--	--
<b>Possession Avg.</b>	<b>33:16</b>	<b>26:44</b>
<b>Total Net Yards</b>	<b>5642</b>	<b>4612</b>
Avg. Per Game	352.6	288.3
Total Plays	1063	932
Avg. Per Play	5.3	4.9
<b>Net Yards Rushing</b>	<b>2635</b>	<b>1811</b>
Avg. Per Game	164.7	113.2
Total Rushes	573	444
<b>Net Yards Passing</b>	<b>3007</b>	<b>2801</b>
Avg. Per Game	187.9	175.1
Sacked/Yards Lost	27/264	34/252
Gross Yards	3271	3053
Att./Comp.	463/296	454/246
Completion Pct.	63.9	54.2
Had Intercepted	28	26
<b>Punts/Average</b>	<b>67/40.9</b>	<b>78/40.9</b>
<b>Net Punting Avg.</b>	<b>67/32.4</b>	<b>78/34.2</b>
<b>Penalties/Yards</b>	<b>101/838</b>	<b>101/758</b>
<b>Fumbles/Ball Lost</b>	<b>33/19</b>	<b>22/13</b>
<b>Touchdowns</b>	<b>34</b>	<b>27</b>
Rushing	18	8
Passing	15	16
Returns	1	3

BY PERIODS	1	2	3	4	OT	PTS
Oilers	25	83	83	105	0	295
Opponents	63	85	34	66	3	251

SCORING	TD	RU	PA	RT	PAT	FG	S	TP
Fritsch	0	0	0	0	26/27	19/24	0	83
Campbell	13	13	0	0	0	0	0	78
Barber	5	0	5	0	0	0	0	30
Casper LG	4	0	4	0	0	0	0	24
Caster TM	3	0	3	0	0	0	0	18
Marcol LG	1	0	0	1	18/10	3/4	0	23
Marcol TM	0	0	0	0	1/3	1/1	0	4
Carpenter	3	3	0	0	0	0	0	18
Caster	3	0	3	0	0	0	0	18
Johnson	2	0	2	0	0	0	0	12
T. Wilson	2	1	1	0	0	0	0	12
Coleman	1	1	0	0	0	0	0	6
Corker	1	0	0	1	0	0	0	6
Renfro	1	0	1	0	0	0	0	6
Thompson	0	0	0	0	4/4	0/0	0	4
<b>Oilers</b>	<b>34</b>	<b>18</b>	<b>15</b>	<b>1</b>	<b>31/34</b>	<b>20/25</b>	<b>0</b>	<b>295</b>
<b>Opponents</b>	<b>27</b>	<b>8</b>	<b>16</b>	<b>3</b>	<b>26/27</b>	<b>21/29</b>	<b>0</b>	<b>251</b>

RUSHING	No	Yds	Avg	Lg	TD
Campbell	373	1934	5.2	55t	13
Carpenter	97	359	3.7	46	3
T. Wilson	66	257	3.9	15	1
Coleman	14	82	5.9	27	1
Renfro	1	12	12.0	12	0
Casper LG	2	8	4.0	6	0
Casper TM	2	8	4.0	6	0
Clark	1	3	3.0	3	0
Barber	1	1	1.0	1	0
Johnson	2	1	0.5	4	0
Nielsen	1	0	0.0	0	0
Stabler	15	-22	-1.5	0	0
<b>Oilers</b>	<b>573</b>	<b>2635</b>	<b>4.6</b>	<b>55t</b>	<b>18</b>
<b>Opponents</b>	<b>444</b>	<b>1811</b>	<b>4.1</b>	<b>58</b>	<b>8</b>

PASSING	Att	Cmp	Pct	Yards	Yds/Att	TD	Int	Lg	Sk/Yds	Rating
Stabler	457	293	64.1	3202	7.01	13	28	79t	27/264	68.7
Campbell	2	1	50.0	57	28.50	1	0	57t	0/0	135.4
Nielsen	4	2	50.0	12	3.00	1	0	8t	0/0	95.8
<b>Oilers</b>	<b>463</b>	<b>296</b>	<b>63.9</b>	<b>3271</b>	<b>7.06</b>	<b>15</b>	<b>28</b>	<b>79t</b>	<b>27/264</b>	<b>70.4</b>
<b>Opponents</b>	<b>454</b>	<b>246</b>	<b>54.2</b>	<b>3053</b>	<b>6.72</b>	<b>16</b>	<b>26</b>	<b>50t</b>	<b>34/252</b>	<b>63.1</b>

RECEIVING	No	Yds	Avg	Lg	TD
Barber	59	712	12.1	79t	5
Carpenter	43	346	8.0	25	0
Renfro	35	459	13.1	42	1
Casper LG	56	796	14.2	43	4
Casper TM	34	526	15.5	43	3
Johnson	31	343	11.1	57t	2
T. Wilson	30	170	5.7	13	1
Caster	27	341	12.6	68t	3
Coleman	16	168	10.5	27	0
Campbell	11	47	4.3	10	0
Burrough	4	91	22.8	54	0
Groth	4	47	11.8	18	0
Smith	2	21	10.5	13	0
<b>Oilers</b>	<b>296</b>	<b>3271</b>	<b>11.1</b>	<b>79t</b>	<b>15</b>
<b>Opponents</b>	<b>246</b>	<b>3053</b>	<b>12.4</b>	<b>50t</b>	<b>16</b>

INTERCEPTIONS	No	Yds	Avg	Lg	TD
Tatum	7	100	14.3	35	0
Perry	5	85	17.0	42	0
Reinfeldt	4	36	9.0	23	0
Stemrick	4	25	6.3	15	0
Brazile	2	38	19.0	33	0
J. Wilson	2	26	13.0	26	0
Henderson LG	1	3	3.0	3	0
Henderson TM	1	3	3.0	3	0
Hartwig	1	0	0.0	0	0
<b>Oilers</b>	<b>26</b>	<b>313</b>	<b>12.0</b>	<b>42</b>	<b>0</b>
<b>Opponents</b>	<b>28</b>	<b>424</b>	<b>15.1</b>	<b>82t</b>	<b>2</b>

PUNTING	No	Yds	Avg	Net	TB	In	Lg	B
Parsley	67	2727	40.7	32.4	8	19	57	0
Marcol LG	1	33	33.0	13.0	1	0	33	0
<b>Oilers</b>	<b>67</b>	<b>2727</b>	<b>40.7</b>	<b>32.4</b>	<b>8</b>	<b>19</b>	<b>57</b>	<b>0</b>
<b>Opponents</b>	<b>78</b>	<b>3193</b>	<b>40.9</b>	<b>34.2</b>	<b>7</b>	<b>15</b>	<b>57</b>	<b>0</b>

PUNT RETURNS	No	FC	Yds	Avg	Lg	TD
Roaches	47	6	384	8.2	68	0
Groth	1	0	0	0.0	0	0
Bingham	0	2	--	--	0	0
<b>Oilers</b>	<b>48</b>	<b>8</b>	<b>384</b>	<b>8.0</b>	<b>68</b>	<b>0</b>
<b>Opponents</b>	<b>40</b>	<b>9</b>	<b>394</b>	<b>9.9</b>	<b>50</b>	<b>0</b>

KICKOFF RETURNS	No	Yds	Avg	Lg	TD
Roaches	37	746	20.2	46	0
Groth	12	216	18.0	27	0
Barber	1	12	12.0	12	0
Carpenter	1	7	7.0	7	0
Bingham	1	0	0.0	0	0
Smith	1	0	0.0	0	0
<b>Oilers</b>	<b>53</b>	<b>981</b>	<b>18.5</b>	<b>46</b>	<b>0</b>
<b>Opponents</b>	<b>68</b>	<b>1265</b>	<b>18.6</b>	<b>63</b>	<b>0</b>

FIELD GOALS	1-19	20-29	30-39	40-49	50+
Fritsch	1/1	7/9	7/8	4/6	0/0
Marcol LG	0/0	1/1	0/1	2/2	0/0
Marcol TM	0/0	1/1	0/0	0/0	0/0
<b>Oilers</b>	<b>1/1</b>	<b>8/10</b>	<b>7/8</b>	<b>4/6</b>	<b>0/0</b>
<b>Opponents</b>	<b>0/0</b>	<b>12/12</b>	<b>5/7</b>	<b>3/7</b>	<b>1/3</b>

**Fritsch:** (31G) (25G, 29G, 17G) () (27G, 29G) () (41G, 46G) (21G, 33G, 49N) (33G, 46G, 30G) () (45G) (29N, 29G) (29N) (38N) (37G, 33G) () (23G, 31G, 48B)

**Marcol:** () () () () () () () () () () () () (27G) ()

**Opponents:** (49N, 27G) () (30G, 23G, 29G) (26G) (32G, 33G, 50G, 44G, 40N) (53N) () (23G, 43N) (45G, 20G, 28G) (26G, 44G, 40N) (53N) () (23G, 43N) (45G, 20G, 28G) (26G, 44G, 32B) (27G, 22G) (36N, 38G) (50N, 25G) (42N) (28G) (38G)

**SACKS**  
Stensrud 7.0, Baker 6.5, Brazile 6.5, Washington 4.0, Bethea 2.0, Bingham 1.0, Henderson 1.0, Kennard 0.5  
**Oilers 34.0, Opponents 27.0**

**TACKLES (Solo-Assists-Total)**  
Bingham (112-100-212), Brazile (73-68-141), Perry (55-56-111), Reinfeldt (61-48-109), Washington (60-38-98), Wilson (55-39-94), Bethea (40-37-77), Hunt (34-43-77), Dorris (34-34-68), Kennard (26-40-66), Stringer (26-29-55), Stensrud (32-23-55), Stemrick (33-15-48), Baker (25-19-44), Tatum (15-9-24), Thompson (6-13-19), Henderson (11-7-18), Hartwig (4-2-6)  
**Oilers (702-620-1322)**

### USUAL STARTING LINEUP

**OFFENSE**  
WR Billy Johnson (84)  
or **TE Dave Casper (87)**  
LT Leon Gray (74)  
LG Bob Young (63)  
C Carl Mauck (55)  
RG Ed Fisher (60)  
RT Morris Towns (76)  
TE Mike Barber (86)  
WR Mike Renfro (82)  
QB Ken Stabler (12)  
**RB Earl Campbell (34)**  
FB Tim Wilson (45)

**DEFENSE**  
LE Andy Dorris (69)  
NT Ken Kennard (71)  
RE Elvin Bethea (65)  
OLB Ted Washington (59)  
ILB Art Stringer (56)  
Daryl Hunt (50)  
ILB Gregg Bingham (54)  
OLB Robert Brazile (52)  
LCB J.C. Wilson (33)  
**RCB Greg Stemrick (27)**  
SS Vernon Perry (32)  
FS Mike Reinfeldt (37)

**SPECIALISTS**  
K Toni Fritsch (16)  
P Cliff Parsley (18)

**Pro Bowl**  
All-Pro

**GM/Head Coach:** Bum Phillips  
**Asst. Coaches:** Ed Biles (def. coord.), Andy Bourgeois (off. backs), Joe Bugel (off. line), King Hill (WR/QB), Wade Phillips (DL), Bob Gambold (DB), John Paul Young (ST/LB)

### AMERICAN FOOTBALL CONFERENCE STANDINGS

AFC EAST	W	L	T	Pct
Buffalo	11	5	0	.688
New England	10	6	0	.625
Miami	8	8	0	.500
Baltimore	7	9	0	.438
N.Y. Jets	4	12	0	.250

AFC CENTRAL	W	L	T	Pct
Cleveland	11	5	0	.688
* Houston	11	5	0	.688
Pittsburgh	9	7	0	.563
Cincinnati	6	10	0	.375

AFC WEST	W	L	T	Pct
San Diego	11	5	0	.688
* Oakland	11	5	0	.688
Kansas City	8	8	0	.500
Denver	8	8	0	.500
Seattle	4	12	0	.250

### NATIONAL FOOTBALL CONFERENCE STANDINGS

NFC EAST	W	L	T	Pct
Philadelphia	12	4	0	.750
* Dallas	12	4	0	.750
Washington	6	10	0	.375
St. Louis	5	11	0	.313
N.Y. Giants	4	12	0	.250

NFC CENTRAL	W	L	T	Pct
Minnesota	9	7	0	.563
Detroit	10	6	0	.625
Chicago	7	9	0	.438
Tampa Bay	5	10	1	.344
Green Bay	5	10	1	.344

NFC WEST	W	L	T	Pct
Atlanta	12	4	0	.750
* Los Angeles	11	5	0	.688
San Francisco	6	10	0	.375
New Orleans	1	15	0	.063

\* Wild Card for Playoffs



# 1979 SEASON (11-5 REGULAR SEASON, 2-1 PLAYOFFS) • 2ND PLACE AFC CENTRAL

DATE	OPPONENT	SCORE	W/L	ATT
Sep. 2	at Washington	29-27	W	54,582
Sep. 9	at Pittsburgh	7-38	L	49,792
Sep. 16	KANSAS CITY	20-6	W	45,684
Sep. 23	at Cincinnati	30-27*	W	45,615
Sep. 30	CLEVELAND	31-10	W	48,915
Oct. 7	ST. LOUIS	17-24	L	53,043
Oct. 14	at Baltimore	28-16	W	45,021
Oct. 21	at Seattle	14-34	L	60,705
Oct. 28	NY JETS	27-24*	W	45,825
Nov. 5	at Miami	9-6	W	70,273
Nov. 11	OAKLAND	31-17	W	48,614
Nov. 18	CINCINNATI	42-21	W	49,829
Nov. 22	at Dallas	30-24	W	63,897
Dec. 2	at Cleveland	7-14	L	69,112
Dec. 10	PITTSBURGH	20-17	W	55,293
Dec. 16	PHILADELPHIA	20-26	L	49,407
Dec. 23	DENVER	13-7	W	48,776
Dec. 29	at San Diego	17-14	W	51,192
Jan. 6	at Pittsburgh	13-27	L	50,475

\* Overtime

	TITANS	OPP
<b>Total First Downs</b>	<b>268</b>	<b>304</b>
Rushing	149	125
Passing	100	158
Penalty	19	21
3rd Down: Made/Att	107/253	97/226
3rd Down Pct.	42.3	42.9
4th Down: Made/Att	--	--
4th Down Pct.	--	--
<b>Possession Avg.</b>	<b>30:42</b>	<b>29:18</b>
<b>Total Net Yards</b>	<b>4827</b>	<b>4990</b>
Avg. Per Game	301.7	311.9
Total Plays	1034	1038
Avg. Per Play	4.7	4.8
<b>Net Yards Rushing</b>	<b>2571</b>	<b>2225</b>
Avg. Per Game	160.7	139.1
Total Rushes	616	522
<b>Net Yards Passing</b>	<b>2256</b>	<b>2765</b>
Avg. Per Game	141.0	172.8
Sacked/Yards Lost	32/238	51/421
Gross Yards	2494	3186
Att./Comp.	386/195	465/242
Completion Pct.	50.5	52.0
Had Intercepted	21	34
<b>Punts/Average</b>	<b>93/40.6</b>	<b>73/41.0</b>
<b>Net Punting Avg.</b>	<b>93/31.7</b>	<b>73/35.8</b>
<b>Penalties/Yards</b>	<b>109/942</b>	<b>103/920</b>
<b>Fumbles/Ball Lost</b>	<b>31/11</b>	<b>29/16</b>
<b>Touchdowns</b>	<b>43</b>	<b>40</b>
Rushing	24	19
Passing	17	18
Returns	2	3

BY PERIODS	1	2	3	4	OT	PTS
Oilers	58	144	81	73	6	362
Opponents	81	87	50	113	0	331

SCORING	TD	RU	PA	RT	PAT	FG	S	TP
Campbell	19	19	0	0			0	114
Fritsch	0	0	0	0	41/43	21/25	0	104
Burrough	6	0	6	0			0	36
Carpenter	4	3	1	0			0	24
Barber	3	0	3	0			0	18
T. Wilson	3	2	1	0			0	18
Renfro	2	0	2	0			0	12
Baker	1	0	0	1			0	6
Caster	1	0	1	0			0	6
Coleman	1	0	1	0			0	6
Johnson	1	0	1	0			0	6
Merkens	1	0	1	0			0	6
J.C. Wilson	1	0	0	1			0	6
<b>Oilers</b>	<b>43</b>	<b>24</b>	<b>17</b>	<b>2</b>	<b>41/43</b>	<b>21/25</b>	<b>0</b>	<b>362</b>
<b>Opponents</b>	<b>40</b>	<b>19</b>	<b>18</b>	<b>3</b>	<b>37/40</b>	<b>18/28</b>	<b>0</b>	<b>331</b>

RUSHING	No	Yds	Avg	Lg	TD
Campbell	368	1697	4.6	61t	19
Carpenter	92	355	3.9	13	3
T. Wilson	84	319	3.8	19	2
Coleman	21	81	3.9	10	0
Clark	22	51	2.3	7	0
Caster	4	25	6.3	10	0
Pastorini	15	23	1.5	14	0
King	3	9	3.0	4	0
Nielsen	5	7	1.4	7	0
Barber	2	4	2.0	6	0
<b>Oilers</b>	<b>616</b>	<b>2571</b>	<b>4.2</b>	<b>61t</b>	<b>24</b>
<b>Opponents</b>	<b>522</b>	<b>2225</b>	<b>4.3</b>	<b>40</b>	<b>19</b>

PASSING	Att	Cmp	Pct	Yards	Yds/Att	TD	Int	Lg	Sk/Yds	Rating
Pastorini	324	163	50.3	2090	6.45	14	18	55t	29/212	62.1
G. Nielsen	61	32	52.5	404	6.62	3	3	41	3/26	69.3
Burrough	1	0	0.0	0	0.00	0	0	0	0/0	39.6
<b>Oilers</b>	<b>386</b>	<b>195</b>	<b>50.5</b>	<b>2494</b>	<b>6.46</b>	<b>17</b>	<b>21</b>	<b>55t</b>	<b>32/238</b>	<b>63.1</b>
<b>Opponents</b>	<b>465</b>	<b>242</b>	<b>52.0</b>	<b>3186</b>	<b>6.85</b>	<b>18</b>	<b>34</b>	<b>56t</b>	<b>51/421</b>	<b>56.4</b>

RECEIVING	No	Yds	Avg	Lg	TD
Burrough	40	752	18.8	55t	6
T. Wilson	29	208	7.2	24t	1
Barber	27	377	14.0	37t	3
Caster	18	239	13.3	36	1
Renfro	16	323	20.2	49	2
Carpenter	16	116	7.3	22	1
Campbell	16	94	5.9	46	0
Coleman	12	114	9.5	17	1
Johnson	6	108	18.0	29	1
Clark	6	58	9.7	38	0
Rucker	4	40	10.0	16	0
Merkens	3	44	14.7	20	1
Ellender	1	15	15.0	15	0
Groth	1	6	6.0	6	0
<b>Oilers</b>	<b>195</b>	<b>2494</b>	<b>12.8</b>	<b>55t</b>	<b>17</b>
<b>Opponents</b>	<b>242</b>	<b>3186</b>	<b>13.2</b>	<b>56t</b>	<b>18</b>

INTERCEPTIONS	No	Yds	Avg	Lg	TD
Reinfeldt	12	205	17.1	39	0
J.C. Wilson	6	135	22.5	66	1
Bingham	3	78	26.0	54	0
Perry	3	33	11.0	24	0
Stemrick	2	50	25.0	50	0
Brazile	2	45	22.5	26	0
Alexander	2	27	13.5	19	0
Hartwig	2	24	12.0	24	0
Stringer	2	21	10.5	21	0
<b>Oilers</b>	<b>34</b>	<b>618</b>	<b>18.2</b>	<b>66</b>	<b>1</b>
<b>Opponents</b>	<b>21</b>	<b>290</b>	<b>13.8</b>	<b>68</b>	<b>1</b>

PUNTING	No	Yds	Avg	Net	TB	In	Lg	B
Parsley	93	3777	40.6	31.7	5	14	59	0
<b>Oilers</b>	<b>93</b>	<b>3777</b>	<b>40.6</b>	<b>31.7</b>	<b>5</b>	<b>14</b>	<b>59</b>	<b>0</b>
<b>Opponents</b>	<b>73</b>	<b>2992</b>	<b>41.0</b>	<b>35.8</b>	<b>8</b>	<b>19</b>	<b>57</b>	<b>0</b>

PUNT RETURNS	No	FC	Yds	Avg	Lg	TD
Ellender	31	2	203	6.5	36	0
Johnson	4	0	17	4.3	16	0
Merkens	2	5	6	3.0	6	0
Coleman	1	0	-5	-5.0	-5	0
Thompson	0	1	0	0.0	0	0
<b>Oilers</b>	<b>38</b>	<b>8</b>	<b>221</b>	<b>5.8</b>	<b>36</b>	<b>0</b>
<b>Opponents</b>	<b>64</b>	<b>9</b>	<b>726</b>	<b>11.3</b>	<b>55t</b>	<b>1</b>

KICKOFF RETURNS	No	Yds	Avg	Lg	TD
Ellender	24	514	21.4	35	0
Coleman	16	321	20.1	27	0
Hartwig	13	238	18.3	37	0
Johnson	4	37	9.3	12	0
Carpenter	2	34	17.0	17	0
T. Wilson	2	30	15.0	15	0
Merkens	2	22	11.0	13	0
Groth	1	21	21.0	21	0
King	1	17	17.0	17	0
Caster	1	0	0.0	0	0
Stemrick	1	0	0.0	0	0
<b>Oilers</b>	<b>67</b>	<b>1234</b>	<b>18.4</b>	<b>37</b>	<b>0</b>
<b>Opponents</b>	<b>69</b>	<b>1310</b>	<b>19.0</b>	<b>58</b>	<b>0</b>

FIELD GOALS	1-19	20-29	30-39	40-49	50+
Fritsch	0/0	7/7	5/6	7/10	2/2
<b>Oilers</b>	<b>0/0</b>	<b>7/7</b>	<b>5/6</b>	<b>7/10</b>	<b>2/2</b>
<b>Opponents</b>	<b>0/0</b>	<b>2/3</b>	<b>8/12</b>	<b>5/9</b>	<b>3/4</b>

**Fritsch:** (41G, 46G, 26G) ( ) (28G, 23G) (33G, 47G, 29G) (28G) (51G) ( ) (31N, 47G, 35G) (46G, 48N, 48G, 39G) (51G) ( ) (27G) (43B) (44N, 24G, 34G) (44G, 37G)

**Opponents:** (37G, 39G, 70N) (45G, 42N) (27N) (52G, 48N, 55G, 32N) (44G, 32) (24G) (35N, 34G) (48G, 30G) (31G) (32G, 51G) (32G) ( ) (44G) (36N, 41N) (37G, 41N) (22G, 41G)

SACKS
Baker 15.5, Dorris 9.5, Washington 8.0, Brazile 5.0, Kennard 4.5, Culp 3.0, Stensrud 2.0, Bingham 1.0
<b>Oilers 51.0, Opponents 32.0</b>

TACKLES (Solo-Assists-Total)
Bingham (100-103-203), Brazile (86-58-144), Perry (55-56-111), Dorris (44-48-92), Stringer (59-32-91), Wilson (57-43-100), Reinfeldt (50-38-88), Washington (66-21-87), Culp (54-24-78), Bethea (34-31-65), Hunt (26-36-62), Stemrick (40-16-56), Baker (32-22-54), Thompson (22-13-35), Kennard (19-15-34), Hartwig (8-3-11), Stensrud ((5-3-8), Currier (5-1-6)
<b>Oilers (762-560-1322)</b>

### USUAL STARTING LINEUP

**OFFENSE**

WR Ken Burrough (00)

**LT Leon Gray (74)**

LG Conway Hayman (70)

C Carl Mauck (55)

RG Ed Fisher (60)

RT Morris Towns (76)

TE Mike Barber (86)

WR Rich Caster (88)

QB Dan Pastorini (7)

**RB Earl Campbell (34)**

FB Tim Wilson (45)

**DEFENSE**

LE Andy Dorris (69)

NT Curley Culp (78)

**RE Elvin Bethea (65)**

OLB Ted Washington (59)

ILB Gregg Bingham (54)

ILB Art Stringer (56)

Daryl Hunt (50)

**OLB Robert Brazile (52)**

LCB J.C. Wilson (33)

RCB Greg Stemrick (27)

SS Vernon Perry (32)

**FS Mike Reinfeldt (37)**

**SPECIALISTS**

**K Toni Fritsch (16)**

**P Cliff Parsley (18)**

**NFL MOST VALUABLE PLAYER**  
Earl Campbell

**Pro Bowl**  
All-Pro

**GM/Head Coach:** Bum Phillips  
**Asst. Coaches:** Ed Biles (def. coord./LB), Andy Bourgeois (off. backs), Joe Bugel (off. line), King Hill (WR), Wade Phillips (DL), Bob Gambold (DB), John Paul Young (ST)

### AMERICAN FOOTBALL CONFERENCE STANDINGS

AFC EAST	W	L	T	Pct
Miami	10	6	0	.625
New England	9	7	0	.563
N.Y. Jets	8	8	0	.500
Buffalo	7	9	0	.438
Baltimore	5	11	0	.313
AFC CENTRAL	W	L	T	Pct
Pittsburgh	12	4	0	.750
* Houston	11	5	0	.688
Cleveland	9	7	0	.563
Cincinnati	4	12	0	.250
AFC WEST	W	L	T	Pct
San Diego	12	4	0	.750
* Denver	10	6	0	.625
Seattle	9	7	0	.563
Oakland	9	7	0	.563
Kansas City	7	9	0	.438

### NATIONAL FOOTBALL CONFERENCE STANDINGS

NFC EAST	W	L	T	Pct
Dallas	11	5	0	.688
* Philadelphia	11	5	0	.688
Washington	10	6	0	.625
N.Y. Giants	6	10	0	.375
St. Louis	5	11	0	.313
AFC CENTRAL	W	L	T	Pct
Tampa Bay	10	6	0	.625
* Chicago	10	6	0	.625
Minnesota	7	9	0	.438
Green Bay	5	11	0	.313
Detroit	2	14	0	.125
AFC WEST	W	L	T	Pct
Los Angeles	9	7	0	.563
New Orleans	8	8	0	.500
Atlanta	6	10	0	.375
San Francisco	2	14	0	.125

\* Wild Card for Playoffs

# 1978 SEASON (10-6 REGULAR SEASON, 2-1 PLAYOFFS) • 2ND PLACE AFC CENTRAL

DATE	OPPONENT	SCORE	W/L	ATT
Sep. 3	at Atlanta	14-20	L	57,328
Sep. 10	at Kansas City	20-17	W	40,213
Sep. 17	SAN FRANCISCO	20-19	W	46,161
Sep. 24	LOS ANGELES	6-10	L	45,749
Oct. 1	at Cleveland	16-13	W	72,776
Oct. 8	at Oakland	17-21	L	52,550
Oct. 15	BUFFALO	17-10	W	47,727
Oct. 23	at Pittsburgh	24-17	W	48,021
Oct. 29	at Cincinnati	13-28	L	50,532
Nov. 5	CLEVELAND	14-10	W	45,827
Nov. 12	at New England	26-23	W	60,356
Nov. 20	MIAMI	35-30	W	50,290
Nov. 26	CINCINNATI	17-10	W	43,245
Dec. 3	PITTSBURGH	3-13	L	54,261
Dec. 10	at New Orleans	17-12	W	63,169
Dec. 17	SAN DIEGO	24-45	L	49,554
Dec. 24	at Miami	17-9	W	70,036
Dec. 31	at New England	31-14	W	61,297
Jan. 7	at Pittsburgh	5-34	L	49,417

\* Overtime

	TITANS	OPP
<b>Total First Downs</b>	<b>276</b>	<b>292</b>
Rushing	135	120
Passing	119	144
Penalty	22	28
3rd Down: Made/Att	100/232	90/225
3rd Down Pct.	43.1	40.0
4th Down: Made/Att	--	--
4th Down Pct.	--	--
<b>Possession Avg.</b>	<b>29:44</b>	<b>30:16</b>
<b>Total Net Yards</b>	<b>4814</b>	<b>4914</b>
Avg. Per Game	300.9	307.1
Total Plays	993	1021
Avg. Per Play	4.8	4.8
<b>Net Yards Rushing</b>	<b>2476</b>	<b>2072</b>
Avg. Per Game	154.8	129.5
Total Rushes	603	556
<b>Net Yards Passing</b>	<b>2338</b>	<b>2842</b>
Avg. Per Game	146.1	177.6
Sacked/Yards Lost	17/135	37/283
Gross Yards	2473	3125
Att./Comp.	373/201	428/240
Completion Pct.	53.9	56.1
Had Intercepted	17	17
<b>Punts/Average</b>	<b>92/38.5</b>	<b>81/42.7</b>
<b>Net Punting Avg.</b>	<b>92/31.5</b>	<b>81/35.1</b>
<b>Penalties/Yards</b>	<b>102/833</b>	<b>99/940</b>
<b>Fumbles/Ball Lost</b>	<b>35/21</b>	<b>28/16</b>
<b>Touchdowns</b>	<b>35</b>	<b>34</b>
Rushing	19	14
Passing	16	17
Returns	0	3

BY PERIODS	1	2	3	4	OT	PTS
Oilers	38	80	65	100	0	283
Opponents	43	119	67	69	0	298

SCORING	TD	RU	PA	RT	PAT	FG	S	TP
Campbell	13	13	0	0	0	0	0	78
Fritsch	0	0	0	0	31/32	14/18	0	73
Carpenter	5	5	0	0	0	0	0	30
Caster	5	0	5	0	0	0	0	30
Barber	3	0	3	0	0	0	0	18
Burrough	2	0	2	0	0	0	0	12
Coleman	2	1	1	0	0	0	0	12
Renfro	2	0	2	0	0	0	0	12
Woods	2	0	2	0	0	0	0	12
T. Wilson	1	0	1	0	0	0	0	6
<b>Oilers</b>	<b>35</b>	<b>19</b>	<b>16</b>	<b>0</b>	<b>31/32</b>	<b>14/18</b>	<b>0</b>	<b>283</b>
<b>Opponents</b>	<b>34</b>	<b>14</b>	<b>17</b>	<b>3</b>	<b>33/34</b>	<b>19/32</b>	<b>2</b>	<b>298</b>

RUSHING	No	Yds	Avg	Lg	TD
Campbell	302	1450	4.8	81t	13
T. Wilson	126	431	3.4	24	0
Carpenter	82	348	4.2	20	5
Coleman	61	188	3.1	16	1
Caster	5	32	6.4	11	0
Barber	2	14	7.0	13	0
Pastorini	18	11	0.6	11	0
Renfro	1	9	9.0	9	0
Woods	2	4	2.0	5	0
Duncan	1	0	0.0	0	0
Burrough	3	-11	-3.7	1	0
<b>Oilers</b>	<b>603</b>	<b>2476</b>	<b>4.1</b>	<b>81t</b>	<b>19</b>
<b>Opponents</b>	<b>556</b>	<b>2072</b>	<b>3.7</b>	<b>65</b>	<b>14</b>

PASSING	Att	Cmp	Pct	Yards	Yds/Att	TD	Int	Lg	Sk/Yds	Rating
Pastorini	368	199	54.1	2473	6.72	16	17	80t	15/123	70.4
G. Neilsen	4	2	50.0	0	0.00	0	0	0	2/12	56.3
Burrough	1	0	0.0	0	0.00	0	0	0	0/0	39.6
<b>Oilers</b>	<b>373</b>	<b>201</b>	<b>53.9</b>	<b>2473</b>	<b>6.63</b>	<b>16</b>	<b>17</b>	<b>80t</b>	<b>17/135</b>	<b>69.9</b>
<b>Opponents</b>	<b>428</b>	<b>240</b>	<b>56.1</b>	<b>3125</b>	<b>7.30</b>	<b>17</b>	<b>17</b>	<b>58t</b>	<b>37/283</b>	<b>75.9</b>

RECEIVING	No	Yds	Avg	Lg	TD
Burrough	47	642	13.3	44	2
Barber	32	513	16.0	72t	3
Renfro	26	339	13.0	58t	2
Caster	20	316	15.8	47t	5
Coleman	19	246	12.9	33	1
Carpeter	17	150	8.8	37	0
T. Wilson	15	91	6.1	14	1
Campbell	12	48	4.0	20	0
Woods	6	96	16.0	80t	2
Rucker	2	38	19.0	22	0
Duncan	2	0	0.0	0	0
B. Johnson	1	10	10.0	10	0
Merkens	1	6	6.0	6	0
Sampson	1	-4	-4.0	-4	0
<b>Oilers</b>	<b>201</b>	<b>2473</b>	<b>12.3</b>	<b>80t</b>	<b>16</b>
<b>Opponents</b>	<b>240</b>	<b>3125</b>	<b>13.0</b>	<b>58t</b>	<b>17</b>

INTERCEPTIONS	No	Yds	Avg	Lg	TD
Alexander	5	51	10.2	29	0
Stemrick	3	65	21.7	38	0
J.C. Wilson	2	10	5.0	10	0
Brazile	1	30	30.0	30	0
Stringer	1	20	20.0	20	0
Currier	1	8	8.0	8	0
Knoff	1	6	6.0	6	0
Whittington	1	6	6.0	6	0
Kiner	1	3	3.0	3	0
Reinfeldt	1	0	0.0	0	0
<b>Oilers</b>	<b>17</b>	<b>199</b>	<b>11.7</b>	<b>38</b>	<b>0</b>
<b>Opponents</b>	<b>17</b>	<b>174</b>	<b>10.2</b>	<b>33</b>	<b>0</b>

PUNTING	No	Yds	Avg	Net	TB	In	Lg	B
Parsley	91	3539	38.9	31.5	6	20	59	1
<b>Oilers</b>	<b>92</b>	<b>3539</b>	<b>38.5</b>	<b>31.5</b>	<b>6</b>	<b>20</b>	<b>59</b>	<b>1</b>
<b>Opponents</b>	<b>81</b>	<b>3462</b>	<b>42.7</b>	<b>35.1</b>	<b>10</b>	<b>19</b>	<b>65</b>	<b>0</b>

PUNT RETURNS	No	FC	Yds	Avg	Lg	TD
Coleman	16	1	142	8.9	32	0
Merkens	13	1	132	10.2	42	0
Woods	9	0	82	9.1	14	0
B. Johnson	8	0	60	7.5	20	0
Southard LG	2	0	-2	-1.0	0	0
Thompson	0	2	0	--	0	0
<b>Oilers</b>	<b>46</b>	<b>4</b>	<b>416</b>	<b>9.0</b>	<b>42</b>	<b>0</b>
<b>Opponents</b>	<b>53</b>	<b>20</b>	<b>517</b>	<b>9.8</b>	<b>82t</b>	<b>1</b>

KICKOFF RETURNS	No	Yds	Avg	Lg	TD
Dirden	32	780	24.4	60	0
Poole	4	107	26.8	31	0
Davis	4	98	24.5	31	0
B. Johnson	4	73	18.3	22	0
Turner	4	69	17.3	23	0
Woods	3	59	19.7	24	0
Coleman	2	40	20.0	23	0
Duncan	2	38	19.0	21	0
Southard LG	2	47	23.5	26	0
T. Wilson	2	29	14.5	16	0
Carpenter	1	11	11.0	11	0
<b>Oilers</b>	<b>58</b>	<b>1304</b>	<b>22.5</b>	<b>60</b>	<b>0</b>
<b>Opponents</b>	<b>61</b>	<b>1360</b>	<b>22.3</b>	<b>47</b>	<b>0</b>

FIELD GOALS	1-19	20-29	30-39	40-49	50+
Fritsch	2/2	2/3	7/9	3/4	0/0
<b>Oilers</b>	<b>2/2</b>	<b>2/3</b>	<b>7/9</b>	<b>3/4</b>	<b>0/0</b>
<b>Opponents</b>	<b>2/2</b>	<b>4/8</b>	<b>7/10</b>	<b>6/10</b>	<b>0/2</b>

Fritsch: ( ) (33G, 49G) (38G, 39N, 19G) (32G, 20G) (19G) (35G) (23N, 43G) (39G) ( ) (30N) ( ) ( ) (38G) (37G, 43N) (22G) (43G)  
**Opponents:** (43N, 30G, 48G) (50N, 41G) (26G, 19G, 46N) (25G, 29B) (41G, 40G) ( ) (33G) (31N, 30G) (45N) (52N, 40G) (32G, 34G, 37G, 38N, 25N) ( ) (34G, 38N) (41G, 43N, 23G, 24N) (23N, 21G) (19G)

**SACKS**  
 records not available  
**Oilers 37.0, Opponents 17.0**

**TACKLES (Solo-Assists-Total)**  
 records not available

### USUAL STARTING LINEUP

**OFFENSE**

WR Ken Burrough (00)  
 LT Greg Sampson (73)  
 LG George Reihner (64)  
 Conway Hayman (70)  
 C Carl Mauck (55)  
 RG Ed Fisher (60)  
 RT Conway Hayman (70)  
 Morris Towns (76)  
 TE Mike Barber (86)  
 WR Mike Renfro (82)  
 Rich Caster (88)  
 QB Dan Pastorini (7)  
**RB Earl Campbell (34)**  
 FB Tim Wilson (45)

**DEFENSE**

LE James Young (77)  
**NT Curley Culp (78)**  
**RE Elvin Bethea (65)**  
 OLB Ted Washington (59)  
 ILB Steve Kiner (57)  
 ILB Gregg Bingham (54)  
**OLB Robert Brazile (52)**  
 LCB Willie Alexander (19)  
 RCB Greg Stemrick (27)  
 SS Bill Currier (20)  
 FS Mike Reinfeldt (37)

**SPECIALISTS**

K Toni Fritsch (16)  
 P Cliff Parsley (18)

**Pro Bowl**  
 All-Pro

**GM/Head Coach:** Bum Phillips  
**Asst. Coaches:** Ken Shipp (off. coord.), Ed Biles (def. coord.), Andy Bourgeois (off. backs), Joe Bugel (off. line), King Hill (WR), Wade Phillips (DL), Bob Gambold (DB), John Paul Young (ST)

### AMERICAN FOOTBALL CONFERENCE STANDINGS

AFC EAST	W	L	T	Pct
New England	11	5	0	.688
* Miami	11	5	0	.688
N.Y. Jets	8	8	0	.500
Buffalo	5	11	0	.313
Baltimore	5	11	0	.313
<b>AFC CENTRAL</b>	<b>W</b>	<b>L</b>	<b>T</b>	<b>Pct</b>
Pittsburgh	14	2	0	.875
* <b>Houston</b>	<b>10</b>	<b>6</b>	<b>0</b>	<b>.625</b>
Cleveland	8	8	0	.500
Cincinnati	4	12	0	.250
<b>AFC WEST</b>	<b>W</b>	<b>L</b>	<b>T</b>	<b>Pct</b>
Denver	10	6	0	.625
Oakland	9	7	0	.563
Seattle	9	7	0	.563
San Diego	9	7	0	.563
Kansas City	4	12	0	.250

### NATIONAL FOOTBALL CONFERENCE STANDINGS

NFC EAST	W	L	T	Pct
Dallas	12	4	0	.750
* Philadelphia	9	7	0	.563
Washington	8	8	0	.500
St. Louis	6	10	0	.375
N.Y. Giants	6	10	0	.375
<b>NFC CENTRAL</b>	<b>W</b>	<b>L</b>	<b>T</b>	<b>Pct</b>
Minnesota	8	7	1	.531
Green Bay	8	7	1	.531
Detroit	7	9	0	.438
Chicago	7	9	0	.438
Tampa Bay	5	11	0	.313
<b>NFC WEST</b>	<b>W</b>	<b>L</b>	<b>T</b>	<b>Pct</b>
Los Angeles	12	4	0	.750
* Atlanta	9	7	0	.563
New Orleans	7	9	0	.438
San Francisco	2	14	0	.125

\* Wild Card for Playoffs



# 1976 SEASON (5-9 REGULAR SEASON, 0-0 PLAYOFFS) • 4TH PLACE AFC CENTRAL

DATE	OPPONENT	SCORE	W/L	ATT
Sep. 12	TAMPA BAY	20-0	W	42,228
Sep. 19	at Buffalo	13-3	W	61,364
Sep. 26	OAKLAND	13-14	L	42,338
Oct. 3	at New Orleans	31-26	W	51,973
Oct. 10	DENVER	17-3	W	47,928
Oct. 17	at San Diego	27-30	L	31,565
Oct. 24	CINCINNATI	7-27	L	45,499
Nov. 1	at Baltimore	14-38	L	60,020
Nov. 7	CLEVELAND	7-21	L	39,828
Nov. 14	at Cincinnati	27-31	L	53,243
Nov. 21	at Pittsburgh	16-32	L	47,947
Nov. 28	ATLANTA	20-14	W	25,838
Dec. 5	at Cleveland	10-13	L	56,025
Dec. 11	PITTSBURGH	0-21	L	44,743

	TITANS	OPP
<b>Total First Downs</b>	<b>199</b>	<b>226</b>
Rushing	71	117
Passing	110	90
Penalty	18	19
3rd Down: Made/Att	65/210	77/220
3rd Down Pct.	31.0	35.0
4th Down: Made/Att	--	2/2
4th Down Pct.	--	100.0
<b>Possession Avg.</b>	<b>25:43</b>	<b>30:00</b>
<b>Total Net Yards</b>	<b>3570</b>	<b>3987</b>
Avg. Per Game	255.0	284.8
Total Plays	878	935
Avg. Per Play	4.1	4.3
<b>Net Yards Rushing</b>	<b>1498</b>	<b>2072</b>
Avg. Per Game	107.0	148.0
Total Rushes	416	540
<b>Net Yards Passing</b>	<b>2072</b>	<b>1915</b>
Avg. Per Game	148.0	136.8
Sacked/Yards Lost	39/357	50/344
Gross Yards	2429	2259
Att./Comp.	423/227	345/173
Completion Pct.	53.7	50.1
Had Intercepted	19	11
<b>Punts/Average</b>	<b>100/35.3</b>	<b>96/38.7</b>
<b>Net Punting Avg.</b>	<b>100/27.9</b>	<b>96/31.8</b>
<b>Penalties/Yards</b>	<b>99/776</b>	<b>107/963</b>
<b>Fumbles/Ball Lost</b>	<b>25/14</b>	<b>33/17</b>
<b>Touchdowns</b>	<b>25</b>	<b>31</b>
Rushing	6	13
Passing	17	17
Returns	2	1

BY PERIODS	1	2	3	4	OT	PTS
Oilers	22	57	54	89	0	222
Opponents	35	79	64	95	0	273

SCORING	TD	RU	PA	RT	PAT	FG	S	TP
Butler	0	0	0	0	24/24	16/27	0	72
Burrough	7	0	7	0	0	0	0	42
Coleman	6	2	3	1	0	0	0	36
B. Johnson	4	0	4	0	0	0	0	24
Willis	3	2	1	0	0	0	0	18
Alston	1	0	1	0	0	0	0	6
Dawkins	1	1	0	0	0	0	0	6
Hardeman	1	1	0	0	0	0	0	6
Sawyer	1	0	1	0	0	0	0	6
Whittington	1	0	0	1	0	0	0	6
<b>Oilers</b>	<b>25</b>	<b>6</b>	<b>17</b>	<b>2</b>	<b>24/24</b>	<b>16/27</b>	<b>0</b>	<b>222</b>
<b>Opponents</b>	<b>31</b>	<b>13</b>	<b>17</b>	<b>1</b>	<b>29/31</b>	<b>18/29</b>	<b>2</b>	<b>273</b>

RUSHING	No	Yds	Avg	Lg	TD
Coleman	171	684	4.0	39	2
Willis	148	542	3.7	44	2
Hardeman	32	114	3.6	21	1
Dawkins	31	61	2.0	7	1
Pastorini	11	45	4.1	11	0
Burrough	3	22	7.3	12	0
Hadl	7	11	1.6	8	0
Taylor	5	11	2.2	8	0
Hoopes LG	2	10	5.0	10	0
B. Johnson	6	6	1.0	10	0
Baker TM	1	2	2.0	2	0
Butler	1	0	0	0	0
<b>Oilers</b>	<b>416</b>	<b>1498</b>	<b>3.6</b>	<b>44</b>	<b>6</b>
<b>Opponents</b>	<b>540</b>	<b>2072</b>	<b>3.8</b>	<b>69t</b>	<b>13</b>

PASSING	Att	Cmp	Pct	Yards	Yds/Att	TD	Int	Lg	Sk/Yds	Rating
Pastorini	309	167	54.0	1795	5.81	10	10	67t	24/234	68.6
Hadl	113	60	53.1	634	5.61	7	8	69t	15/123	60.9
Coleman	1	0	0.0	0	0.00	0	1	0	0/0	0.0
<b>Oilers</b>	<b>423</b>	<b>227</b>	<b>53.7</b>	<b>2429</b>	<b>5.74</b>	<b>17</b>	<b>19</b>	<b>69t</b>	<b>39/357</b>	<b>65.4</b>
<b>Opponents</b>	<b>345</b>	<b>173</b>	<b>50.1</b>	<b>2259</b>	<b>6.55</b>	<b>17</b>	<b>11</b>	<b>81t</b>	<b>50/344</b>	<b>74.3</b>

RECEIVING	No	Yds	Avg	Lg	TD
Burrough	51	932	18.3	69t	7
B. Johnson	47	495	10.5	40t	4
Coleman	40	247	6.2	19	3
Willis	32	255	8.0	42	1
Alston	19	174	9.2	29	1
Sawyer	18	208	11.6	53	1
Hardeman	7	25	3.6	11	0
Thomas	4	15	3.8	14	0
Baker	3	32	10.7	14	0
Dawkins	3	21	7.0	14	0
Taylor	2	15	7.5	8	0
Stermrick	1	10	10.0	10	0
<b>Oilers</b>	<b>227</b>	<b>2429</b>	<b>10.7</b>	<b>69t</b>	<b>17</b>
<b>Opponents</b>	<b>173</b>	<b>2259</b>	<b>13.1</b>	<b>81t</b>	<b>17</b>

INTERCEPTIONS	No	Yds	Avg	Lg	TD
Whittington	5	103	20.6	50	0
Bingham	2	18	9.0	15	0
Moore	1	28	28.0	28	0
Reinfeldt	1	19	19.0	19	0
Brazile	1	8	8.0	8	0
Stermrick	1	0	0.0	0	0
<b>Oilers</b>	<b>11</b>	<b>176</b>	<b>16.0</b>	<b>50</b>	<b>0</b>
<b>Opponents</b>	<b>19</b>	<b>197</b>	<b>10.4</b>	<b>39</b>	<b>0</b>

PUNTING	No	Yds	Avg	Net	TB	In	Lg	B
Pastorini	70	2571	36.7	28.3	4	12	74	0
Hoopes LG	49	1849	37.7	25.6	7	8	57	2
Hoopes TM	7	221	31.6	27.9	0	0	38	1
Butler	11	370	33.6	25.6	0	0	39	0
Clark	10	335	33.5	27.3	0	0	47	0
Sawyer	1	32	32.0	35.0	0	1	32	0
<b>Oilers</b>	<b>100</b>	<b>3529</b>	<b>35.3</b>	<b>27.9</b>	<b>4</b>	<b>13</b>	<b>74</b>	<b>1</b>
<b>Opponents</b>	<b>96</b>	<b>3717</b>	<b>38.7</b>	<b>31.8</b>	<b>8</b>	<b>13</b>	<b>78</b>	<b>1</b>

PUNT RETURNS	No	FC	Yds	Avg	Lg	TD
B. Johnson	38	9	403	10.6	46	0
Coleman	7	2	91	13.0	69t	1
Whittington	3	0	10	3.3	7	0
Moore	0	1	0	0.0	0	0
<b>Oilers</b>	<b>48</b>	<b>12</b>	<b>504</b>	<b>10.5</b>	<b>69t</b>	<b>1</b>
<b>Opponents</b>	<b>60</b>	<b>13</b>	<b>659</b>	<b>11.0</b>	<b>67</b>	<b>0</b>

KICKOFF RETURNS	No	Yds	Avg	Lg	TD
B. Johnson	26	579	22.3	53	0
Taylor	15	302	20.1	32	0
A. Johnson	8	150	18.8	25	0
Hardeman	7	171	24.4	40	0
Baker TM	1	15	15.0	15	0
Beirne	1	12	12.0	12	0
<b>Oilers</b>	<b>58</b>	<b>1229</b>	<b>21.2</b>	<b>53</b>	<b>0</b>
<b>Opponents</b>	<b>53</b>	<b>1125</b>	<b>21.2</b>	<b>41</b>	<b>0</b>

FIELD GOALS	1-19	20-29	30-39	40-49	50+
Butler	1/1	4/4	7/10	3/8	1/4
<b>Oilers</b>	<b>1/1</b>	<b>4/4</b>	<b>7/10</b>	<b>3/8</b>	<b>1/4</b>
<b>Opponents</b>	<b>1/1</b>	<b>7/8</b>	<b>6/9</b>	<b>3/9</b>	<b>1/2</b>

**Butler:** (33G, 45N, 44G) (54G, 44B, 28G) (22G, 40G, 46N, 55N) (31G) (44N, 18G, 36N) (31G, 50N, 36G) (1) (44N) (36N) (39G, 29G) (43G) (22G, 32N, 32G) (31G) (55N)  
**Opponents:** (39N) (50N, 27G, 27N) (42N) (20G, 26G, 43G, 26G) (31G, 49N) (30G) (34G, 46N, 28G) (45N, 25G) (30G, 40G) (50G) (37G, 36N, 35G, 18G) (47N) (29G, 46G, 41N) (39N)

SACKS
records not available
<b>Oilers 50.0, Opponents 39.0</b>

TACKLES (Solo-Assists-Total)
records not available

## USUAL STARTING LINEUP

OFFENSE	
WR	Ken Burrough (00)
LT	Greg Sampson (73)
	Kevin Hunt (72)
LG	Conway Hayman (70)
C	Carl Mauck (55)
RG	Ed Fisher (60)
RT	Elbert Drungo (75)
TE	Mack Alston (82)
WR	Billy Johnson (84)
QB	Dan Pastorini (7)
	John Hadl (21)
RB	Ronnie Coleman (47)
FB	Fred Willis (44)

DEFENSE	
LE	Tody Smith (85)
	Al Burton (68)
NT	<b>Curley Culp (78)</b>
RE	Elvin Bethea (85)
OLB	Ted Washington (59)
ILB	Steve Kiner (57)
ILB	Gregg Bingham (54)
OLB	<b>Robert Brazile (52)</b>
LCB	Willie Alexander (19)
RCB	Zeke Moore (22)
SS	Mike Reinfeldt (37)
FS	C.L. Whittington (38)

SPECIALISTS	
K	Skip Butler (2)
P	Dan Pastorini (7)

### Pro Bowl

**GM/Head Coach:** Bum Phillips  
**Asst. Coaches:** King Hill (off. coord./QB), Ed Biles (def. coord.), Andy Bourgeois (off. backs), Ken McCullough (OL), Richie Petitbon (DB), Wade Phillips (LB), Fran Poltfoot (WR), George Rice (DL), Walt Schlinkman (ST)

## AMERICAN FOOTBALL CONFERENCE STANDINGS

AFC EAST	W	L	T	Pct
Baltimore	11	3	0	.786
* New England	11	3	0	.786
Miami	6	8	0	.429
N.Y. Jets	3	11	0	.214
Buffalo	2	12	0	.143
AFC CENTRAL	W	L	T	Pct
Pittsburgh	10	4	0	.714
Cincinnati	10	4	0	.714
Cleveland	9	5	0	.643
<b>Houston</b>	<b>5</b>	<b>9</b>	<b>0</b>	<b>.357</b>
AFC WEST	W	L	T	Pct
Oakland	13	1	0	.929
Denver	9	5	0	.643
San Diego	6	8	0	.429
Kansas City	5	9	0	.357
Tampa Bay	0	14	0	.000

## NATIONAL FOOTBALL CONFERENCE STANDINGS

NFC EAST	W	L	T	Pct
Dallas	11	3	0	.786
* Washington	10	4	0	.714
St. Louis	10	4	0	.714
Philadelphia	4	10	0	.286
N.Y. Giants	3	11	0	.214
NFC CENTRAL	W	L	T	Pct
Minnesota	11	2	1	.821
Chicago	7	7	0	.500
Detroit	6	8	0	.429
Green Bay	5	9	0	



# 1975 SEASON (10-4 REGULAR SEASON, 0-0 PLAYOFFS) • 3RD PLACE AFC CENTRAL

DATE	OPPONENT	SCORE	W/L	ATT
Sep. 21	at New England	7-0	W	51,934
Sep. 28	SAN DIEGO	33-17	W	33,765
Oct. 5	CINCINNATI	19-21	L	42,412
Oct. 12	at Cleveland	40-10	W	46,531
Oct. 19	WASHINGTON	13-10	W	49,566
Oct. 26	DETROIT	24-8	W	46,904
Nov. 2	at Kansas City	17-13	W	62,989
Nov. 9	at Pittsburgh	17-24	L	49,460
Nov. 16	MIAMI	20-19	W	48,892
Nov. 24	PITTSBURGH	9-32	L	49,947
Nov. 30	at Cincinnati	19-23	L	46,128
Dec. 7	at San Francisco	27-13	W	44,015
Dec. 14	at Oakland	27-26	W	50,719
Dec. 21	CLEVELAND	21-10	W	43,770

	TITANS	OPP
<b>Total First Downs</b>	<b>234</b>	<b>264</b>
Rushing	121	104
Passing	90	137
Penalty	23	23
3rd Down: Made/Att	72/203	78/205
3rd Down Pct.	35.5	38.0
4th Down: Made/Att	--	--
4th Down Pct.	--	--
<b>Possession Avg.</b>	<b>34:17</b>	<b>21:26</b>
<b>Total Net Yards</b>	<b>3937</b>	<b>4137</b>
Avg. Per Game	281.2	295.5
Total Plays	900	952
Avg. Per Play	4.4	4.3
<b>Net Yards Rushing</b>	<b>2068</b>	<b>1680</b>
Avg. Per Game	147.7	120.0
Total Rushes	526	498
<b>Net Yards Passing</b>	<b>1869</b>	<b>2457</b>
Avg. Per Game	133.5	175.5
Sacked/Yards Lost	27/230	45/343
Gross Yards	2099	2800
Att./Comp.	347/165	409/235
Completion Pct.	47.6	57.5
Had Intercepted	17	24
<b>Punts/Average</b>	<b>74/39.3</b>	<b>73/41.0</b>
<b>Net Punting Avg.</b>	<b>74/32.3</b>	<b>73/30.5</b>
<b>Penalties/Yards</b>	<b>100/849</b>	<b>90/871</b>
<b>Fumbles/Ball Lost</b>	<b>28/17</b>	<b>38/19</b>
<b>Touchdowns</b>	<b>34</b>	<b>27</b>
Rushing	14	13
Passing	14	14
Returns	6	0

BY PERIODS	1	2	3	4	OT	PTS
Oilers	49	84	81	79	0	293
Opponents	37	100	25	64	0	226

SCORING	TD	RU	PA	RT	PAT	FG	S	TP
Butler	0	0	0	0	31/34	18/30	0	85
Burrough	8	0	8	0	0	0	0	48
Coleman	5	5	0	0	0	0	0	30
Hardeman	5	5	0	0	0	0	0	30
Johnson	5	0	1	4	0	0	0	30
Alston	4	0	4	0	0	0	0	24
Willis	2	2	0	0	0	0	0	12
Rodgers	1	1	0	0	0	1	8	8
Culp	1	0	0	1	0	0	6	6
Germany	1	0	0	1	0	0	6	6
Pastorini	1	1	0	0	0	0	6	6
Sawyer	1	0	1	0	0	0	6	6
Bethea	0	0	0	0	0	1	2	2
<b>Oilers</b>	<b>34</b>	<b>14</b>	<b>14</b>	<b>6</b>	<b>31/34</b>	<b>18/30</b>	<b>2</b>	<b>293</b>
<b>Opponents</b>	<b>27</b>	<b>13</b>	<b>14</b>	<b>0</b>	<b>21/27</b>	<b>13/23</b>	<b>2</b>	<b>226</b>

RUSHING	No	Yds	Avg	Lg	TD
Coleman	175	790	4.5	46t	5
Hardeman	166	648	3.9	39	5
Willis	118	420	3.6	23	2
Pastorini	23	97	4.2	19	1
Rodgers	18	55	3.1	8	1
Holmes	19	42	2.2	11	0
Johnson	5	17	3.4	19	0
Dickey	1	3	3.0	3	0
Edwards	1	-4	-4.0	-4	0
<b>Oilers</b>	<b>526</b>	<b>2068</b>	<b>3.9</b>	<b>46t</b>	<b>14</b>
<b>Opponents</b>	<b>498</b>	<b>1680</b>	<b>3.4</b>	<b>36</b>	<b>13</b>

PASSING	Att	Cmp	Pct	Yards	Yds/Att	TD	Int	Lg	Sk/Yds	Rating
Pastorini	342	163	47.7	2053	6.00	14	16	77t	24/210	61.0
Dickey	4	2	50.0	46	11.50	0	1	28	3/20	52.1
Coleman	1	0	0.0	0	0.00	0	0	0	0/0	39.6
<b>Oilers</b>	<b>347</b>	<b>165</b>	<b>47.6</b>	<b>2099</b>	<b>6.05</b>	<b>14</b>	<b>17</b>	<b>77t</b>	<b>27/230</b>	<b>59.9</b>
<b>Opponents</b>	<b>409</b>	<b>235</b>	<b>57.5</b>	<b>2800</b>	<b>6.85</b>	<b>14</b>	<b>24</b>	<b>64</b>	<b>45/343</b>	<b>65.4</b>

RECEIVING	No	Yds	Avg	Lg	TD
Burrough	53	1063	20.1	77t	8
Johnson	37	393	10.6	30	1
Willis	20	104	5.2	20	0
Alston	18	165	9.2	26	4
Coleman	18	129	7.2	24	0
Sawyer	7	144	20.6	51	1
Hardeman	5	10	2.0	9	0
Edwards	2	22	11.0	18	0
Hawkins	1	32	32.0	32	0
Beirne	1	15	15.0	15	0
Frazier	1	9	9.0	9	0
Parks	1	8	8.0	8	0
Holmes	1	5	5.0	5	0
<b>Oilers</b>	<b>165</b>	<b>2099</b>	<b>12.7</b>	<b>77t</b>	<b>14</b>
<b>Opponents</b>	<b>235</b>	<b>2800</b>	<b>11.9</b>	<b>64</b>	<b>14</b>

INTERCEPTIONS	No	Yds	Avg	Lg	TD
Moore	5	137	27.4	74	0
Atkins	4	133	33.3	70	0
Bingham	4	57	14.3	26	0
Alexander	3	41	13.7	32	0
Washington	3	30	10.0	23	0
Germany	2	15	7.5	15	0
Kiner	2	7	3.5	7	0
Whittington	1	5	5.0	5	0
<b>Oilers</b>	<b>24</b>	<b>425</b>	<b>17.7</b>	<b>74</b>	<b>0</b>
<b>Opponents</b>	<b>17</b>	<b>186</b>	<b>10.9</b>	<b>47</b>	<b>0</b>

PUNTING	No	Yds	Avg	Net	TB	In	Lg	B
Pastorini	62	2447	39.5	33.2	7	0	68	0
Beverly TM	12	459	38.3	27.7	1	0	45	0
<b>Oilers</b>	<b>74</b>	<b>2906</b>	<b>39.3</b>	<b>32.3</b>	<b>8</b>	<b>0</b>	<b>68</b>	<b>0</b>
<b>Opponents</b>	<b>73</b>	<b>2990</b>	<b>41.0</b>	<b>30.5</b>	<b>7</b>	<b>0</b>	<b>62</b>	<b>1</b>

PUNT RETURNS	No	FC	Yds	Avg	Lg	TD
Johnson	40	1	612	15.3	83t	3
Cotney	2	1	8	4.0	5	0
Coleman	1	0	0	0.0	0	0
<b>Oilers</b>	<b>43</b>	<b>2</b>	<b>620</b>	<b>14.4</b>	<b>83t</b>	<b>3</b>
<b>Opponents</b>	<b>47</b>	<b>6</b>	<b>356</b>	<b>7.6</b>	<b>52</b>	<b>0</b>

KICKOFF RETURNS	No	Yds	Avg	Lg	TD
Johnson	33	798	24.2	81t	1
Cotney	10	189	18.9	28	0
Coleman	8	149	18.6	27	0
Rodgers	1	13	13.0	13	0
Thompson	1	-5	-5.0	-5	0
Whittington	1	0	0.0	0	0
<b>Oilers</b>	<b>54</b>	<b>1144</b>	<b>21.2</b>	<b>81t</b>	<b>1</b>
<b>Opponents</b>	<b>61</b>	<b>1355</b>	<b>22.2</b>	<b>52</b>	<b>0</b>

FIELD GOALS	1-19	20-29	30-39	40-49	50+
Butler	0/0	8/9	4/8	6/12	0/1
<b>Oilers</b>	<b>0/0</b>	<b>8/9</b>	<b>4/8</b>	<b>6/12</b>	<b>0/1</b>
<b>Opponents</b>	<b>0/0</b>	<b>2/3</b>	<b>8/10</b>	<b>3/6</b>	<b>0/4</b>

**Butler:** (36N) (29G, 24N, 48N, 38G) (37G) (43N, 46G, 33G, 25G, 21G, 50N) (39N) (42G, 37N) (43N, 44G, 46N) (48N, 48G) (43G, 25G) (44N, 27G) (22G) (27G, 30B, 30G) (23G, 47G) ()  
**Opponents:** (44N, 46N) (53N, 29G) () (39G) (32G, 47N) (34G, 37G, 36B) (37G, 37G) (22G, 39N) () (30G) (33G) (42G, 51N, 41G, 50N) (27N) (51N, 42G)

**SACKS**  
 records not available  
**Oilers 45.0, Opponents 27.0**

**TACKLES (Solo-Assists-Total)**  
 records not available

### USUAL STARTING LINEUP

**OFFENSE**  
**WR Ken Burrough (80)**  
 LT Greg Sampson (73)  
 LG Ron Saul (64)  
 C Carl Mauck (55)  
 RG Ed Fisher (60)  
 RT Elbert Drungo (75)  
 TE Mack Alston (82)  
**WR Billy Johnson (84)**  
**QB Dan Pastorini (7)**  
 RB Ronnie Coleman (47)  
 FB Don Hardeman (30)

**DEFENSE**  
 LE Tody Smith (85)  
**NT Curley Culp (78)**  
**RE Elvin Bethea (65)**  
 OLB Ted Washington (59)  
 ILB Steve Kiner (57)  
 ILB Gregg Bingham (54)  
 OLB Robert Brazile (52)  
 LCB Willie Alexander (19)  
 RCB Zeke Moore (22)  
 SS Willie Germany (29)  
 FS Bob Atkins (48)  
 C.L.Whittington (38)

**SPECIALISTS**  
 K Skip Butler (2)  
 P Dan Pastorini (7)

**Pro Bowl**  
 All-Pro  
**GM/Head Coach:** Bum Phillips  
**Asst. Coaches:** King Hill (off. coord./QB), Ed Biles (def. coord.), Sam Boghosian (OL), Andy Bourgeois (off. backs), Larry Peccatiello (LB), Richie Petitbon (DB), Fran Polsfoot (WR), George Rice (DL), Joe Woolley (ST)

### AMERICAN FOOTBALL CONFERENCE STANDINGS

AFC EAST	W	L	T	Pct
Baltimore	10	4	0	.714
Miami	10	4	0	.714
Buffalo	8	6	0	.571
New England	3	11	0	.214
N.Y. Jets	3	11	0	.214
<b>AFC CENTRAL</b>	<b>W</b>	<b>L</b>	<b>T</b>	<b>Pct</b>
Pittsburgh	12	2	0	.857
* Cincinnati	11	3	0	.786
<b>Houston</b>	<b>10</b>	<b>4</b>	<b>0</b>	<b>.714</b>
Cleveland	3	11	0	.214
<b>AFC WEST</b>	<b>W</b>	<b>L</b>	<b>T</b>	<b>Pct</b>
Oakland	11	3	0	.786
Denver	6	8	0	.429
Kansas City	5	9	0	.357
San Diego	2	12	0	.143

### NATIONAL FOOTBALL CONFERENCE STANDINGS

NFC EAST	W	L	T	Pct
St. Louis	11	3	0	.786
* Dallas	10	4	0	.714
Washington	8	6	0	.571
N.Y. Giants	5	9	0	.357
Philadelphia	4	10	0	.286
<b>NFC CENTRAL</b>	<b>W</b>	<b>L</b>	<b>T</b>	<b>Pct</b>
Minnesota	12	2	0	.857
Detroit	7	7	0	.500
Chicago	4	10	0	.286
Green Bay	4	10	0	.286
<b>NFC WEST</b>	<b>W</b>	<b>L</b>	<b>T</b>	<b>Pct</b>
Los Angeles	12	2	0	.857
San Francisco	5	9	0	.357
Atlanta	4	10	0	.286
New Orleans	2	12	0	.143

\* Wild Card for Playoffs

# 1974 SEASON (7-7 REGULAR SEASON, 0-0 PLAYOFFS) • 2ND PLACE AFC CENTRAL (TIED)

DATE	OPPONENT	SCORE	W/L	ATT
Sep. 15	SAN DIEGO	21-14	W	25,317
Sep. 22	at Cleveland	7-20	L	55,242
Sep. 29	KANSAS CITY	7-17	L	28,538
Oct. 6	PITTSBURGH	7-13	L	30,049
Oct. 13	at Minnesota	10-51	L	48,006
Oct. 20	ST. LOUIS	27-31	L	26,371
Oct. 27	at Cincinnati	34-21	W	55,434
Nov. 3	at NY Jets	27-22	W	47,218
Nov. 10	at Buffalo	21-9	W	79,144
Nov. 17	CINCINNATI	20-3	W	44,054
Nov. 24	DALLAS	0-10	L	49,775
Dec. 1	at Pittsburgh	13-10	W	41,195
Dec. 8	at Denver	14-37	L	46,942
Dec. 15	CLEVELAND	28-24	W	33,299

	TITANS	OPP
<b>Total First Downs</b>	<b>200</b>	<b>268</b>
Rushing	76	124
Passing	103	129
Penalty	21	15
3rd Down: Made/Att	44/147	52/151
3rd Down Pct.	29.9	34.4
4th Down: Made/Att	1/1	1/2
4th Down Pct.	100.0	50.0
<b>Possession Avg.</b>	<b>36:26</b>	<b>23:34</b>
<b>Total Net Yards</b>	<b>3338</b>	<b>4425</b>
Avg. Per Game	238.4	316.1
Total Plays	817	919
Avg. Per Play	4.1	4.8
<b>Net Yards Rushing</b>	<b>1361</b>	<b>2050</b>
Avg. Per Game	97.2	146.4
Total Rushes	421	474
<b>Net Yards Passing</b>	<b>1977</b>	<b>2375</b>
Avg. Per Game	141.2	169.6
Sacked/Yards Lost	33/298	40/349
Gross Yards	2275	2724
Att./Comp.	363/203	405/231
Completion Pct.	55.9	57.0
Had Intercepted	19	21
<b>Punts/Average</b>	<b>79/39.2</b>	<b>70/39.1</b>
<b>Net Punting Avg.</b>	<b>79/32.4</b>	<b>70/30.0</b>
<b>Penalties/Yards</b>	<b>90/749</b>	<b>94/872</b>
<b>Fumbles/Ball Lost</b>	<b>26/14</b>	<b>26/15</b>
<b>Touchdowns</b>	<b>30</b>	<b>34</b>
Rushing	16	15
Passing	12	19
Returns	2	0

BY PERIODS	1	2	3	4	OT	PTS
<b>Oilers</b>	<b>72</b>	<b>37</b>	<b>62</b>	<b>65</b>	<b>0</b>	<b>236</b>
<b>Opponents</b>	<b>66</b>	<b>81</b>	<b>55</b>	<b>80</b>	<b>0</b>	<b>282</b>

SCORING	TD	RU	PA	RT	PAT	FG	S	TP
Butler	0	0	0	0	29/29	9/19	0	56
Amudson	5	4	1	0			0	30
Rodgers	5	5	0	0			0	30
Willis	4	3	1	0			0	24
Alston	3	0	3	0			0	18
B. Johnson	3	1	2	0			0	18
Burrough	2	0	2	0			0	12
V. Washington	2	2	0	0			0	12
Bethea	1	0	0	1			0	6
Coleman	1	1	0	0			0	6
Montgomery	1	0	1	0			0	6
Moore	1	0	0	1			0	6
Parks	1	0	1	0			0	6
Queen	1	0	1	0			0	6
<b>Oilers</b>	<b>30</b>	<b>16</b>	<b>12</b>	<b>2</b>	<b>29/29</b>	<b>9/19</b>	<b>0</b>	<b>236</b>
<b>Opponents</b>	<b>34</b>	<b>15</b>	<b>19</b>	<b>0</b>	<b>30/34</b>	<b>16/23</b>	<b>0</b>	<b>282</b>

RUSHING	No	Yds	Avg	Lg	TD
Rodgers	122	413	3.4	20t	5
V. Washington	74	281	3.8	23	2
Willis	74	239	3.2	18	3
Coleman	52	193	3.7	37	1
Amudson	59	138	2.3	11	4
B. Johnson	5	82	16.4	47t	1
Dickey	3	7	2.3	7	0
Queen	2	7	3.5	4	0
Gresham	3	6	2.0	3	0
Beverly	1	4	4.0	4	0
Burrough	1	0	0.0	0	0
Alston	1	-3	-3.0	-3	0
Pastorini	24	-6	-3	7	0
<b>Oilers</b>	<b>421</b>	<b>1361</b>	<b>3.2</b>	<b>47t</b>	<b>16</b>
<b>Opponents</b>	<b>474</b>	<b>2050</b>	<b>4.3</b>	<b>53</b>	<b>15</b>

PASSING	Att	Cmp	Pct	Yards	Yds/Att	TD	Int	Lg	Sk/Yds	Rating
Pastorini	247	140	56.7	1571	6.36	10	10	65	23/225	72.4
Dickey	113	63	55.8	704	6.23	2	8	59	10/73	50.9
Coleman	2	0	0.0	0	0	0	0	0	0/0	39.6
Amudson	1	0	0.0	0	0	0	1	0	0/0	0.0
<b>Oilers</b>	<b>363</b>	<b>203</b>	<b>55.9</b>	<b>2275</b>	<b>6.27</b>	<b>12</b>	<b>19</b>	<b>65</b>	<b>33/298</b>	<b>64.0</b>
<b>Opponents</b>	<b>405</b>	<b>231</b>	<b>57.0</b>	<b>2724</b>	<b>6.73</b>	<b>19</b>	<b>21</b>	<b>80t</b>	<b>40/349</b>	<b>71.7</b>

RECEIVING	No	Yds	Avg	Lg	TD
Burrough	36	492	13.7	51	2
B. Johnson	29	388	13.4	44	2
Willis	25	130	5.2	21	1
Rodgers	24	153	6.4	24	0
Parks	20	330	16.5	59	1
Amudson	18	152	8.4	29	1
Alston	17	249	14.6	33	3
V. Washington	13	92	7.1	15	0
Montgomery	9	179	19.9	65	1
Coleman	4	9	2.3	7	0
Broadnax	3	69	23.0	42	0
Gresham	3	19	6.3	9	0
Wells	1	9	9.0	9	0
Queen	1	4	4.0	4t	1
<b>Oilers</b>	<b>203</b>	<b>2275</b>	<b>11.2</b>	<b>65</b>	<b>12</b>
<b>Opponents</b>	<b>231</b>	<b>2724</b>	<b>11.8</b>	<b>80t</b>	<b>19</b>

INTERCEPTIONS	No	Yds	Avg	Lg	TD
Atkins	6	85	14.2	36	0
Bingham	4	36	9.0	18	0
Alexander	2	56	28.0	29	0
Moore	2	38	19.0	22t	1
Maxwell	2	30	15.0	15	0
Benson	2	0	0.0	5	0
Kiner	1	34	34.0	34	0
T. Smith	1	34	34.0	34	0
Severson	1	0	0.0	0	0
<b>Oilers</b>	<b>21</b>	<b>313</b>	<b>14.9</b>	<b>36</b>	<b>1</b>
<b>Opponents</b>	<b>19</b>	<b>238</b>	<b>12.5</b>	<b>33</b>	<b>0</b>

PUNTING	No	Yds	Avg	Net	TB	In	Lg	B
Beverly	79	3100	39.2	32.4	2	0	69	0
<b>Oilers</b>	<b>79</b>	<b>3100</b>	<b>39.2</b>	<b>32.4</b>	<b>2</b>	<b>0</b>	<b>69</b>	<b>0</b>
<b>Opponents</b>	<b>70</b>	<b>2738</b>	<b>39.1</b>	<b>30.0</b>	<b>7</b>	<b>0</b>	<b>64</b>	<b>1</b>

PUNT RETURNS	No	FC	Yds	Avg	Lg	TD
B. Johnson	30	3	409	13.6	49	0
Severson	11	2	86	7.8	24	0
<b>Oilers</b>	<b>41</b>	<b>5</b>	<b>495</b>	<b>12.1</b>	<b>49</b>	<b>0</b>
<b>Opponents</b>	<b>56</b>	<b>10</b>	<b>500</b>	<b>8.9</b>	<b>42</b>	<b>0</b>

KICKOFF RETURNS	No	Yds	Avg	Lg	TD
B. Johnson	29	785	27.1	67	0
Gresham	9	180	20.0	40	0
V. Washington	7	177	25.3	40	0
Severson	6	108	18.0	28	0
Coleman	3	91	30.3	39	0
Whittington	3	37	12.3	19	0
Amundson	2	17	8.5	13	0
A. Johnson	1	14	14.0	14	0
Jones	1	0	0.0	0	0
Saul	1	10	10.0	10	0
<b>Oilers</b>	<b>62</b>	<b>1419</b>	<b>22.9</b>	<b>67</b>	<b>0</b>
<b>Opponents</b>	<b>51</b>	<b>1111</b>	<b>21.8</b>	<b>61</b>	<b>0</b>

FIELD GOALS	1-19	20-29	30-39	40-49	50+
Butler	0/0	4/7	2/4	3/7	0/1
<b>Oilers</b>	<b>0/0</b>	<b>4/7</b>	<b>2/4</b>	<b>3/7</b>	<b>0/1</b>
<b>Opponents</b>	<b>0/0</b>	<b>7/7</b>	<b>5/7</b>	<b>4/9</b>	<b>0/0</b>

Butler: (47N, 37N, 28N) ( ) (26B) (26N) (29G, 43N) (28G, 24G) (21G, 34G) (46N, 45G, 46N, 46G) ( ) ( ) (39N) (42G, 34G) (50N) ( )

Opponents: (48N, 38N, 40N) (27G, 41G) (35G) (37G, 27G) (42G, 32N) (25G) ( ) (35G) (32G, 28G, 48N, 22G) (28G, 46N) (25G) (44G) (43G, 45N) (37G)

SACKS
records not available
<b>Oilers 40.0, Opponents 33.0</b>

TACKLES (Solo-Assists-Total)
records not available

### USUAL STARTING LINEUP

OFFENSE
WR Ken Burrough (00)
LT Greg Sampson (73)
LG Harris Jones (61)
Ron Saul (64)
C Sid Smith (77)
Fred Hoaglin (53)
RG Brian Goodman (68)
RT Elbert Drungo (75)
TE Mack Alston (82)
WR Billy Parks (20)
QB Dan Pastorini (7)
Lynn Dickey (10)
RB Vic Washington (23)
Fred Willis (44)
FB Willie Rodgers (34)

DEFENSE
LE Tody Smith (85)
LT Curley Culp (78)
RT <b>Elvin Bethea (65)</b>
RE Al Cowlings (76)
Duane Benson (52)
LLB Gregg Bingham (54)
MLB Steve Kiner (57)
RLB Ted Washington (59)
LCB Willie Alexander (19)
RCB Zeke Moore (22)
SS Al Johnson (25)
FS Bob Atkins (48)

SPECIALISTS
K Skip Butler (2)
P David Beverly (4)

**Pro Bowl**

**GM/Head Coach:** Sid Gillman  
**Asst. Coaches:** Bum Phillips (def. coord./DL), Ed Biles (def. asst.), Sam Boghosian (ST), Andy Bourgeois (off. backs), Lew Carpenter (WR), King Hill (QB), Joe Madro (OL), Jerry Meins (strength), Larry Peccatiello (LB), Richie Petitbon (DB), Joe Woolley (off. asst.)

### AMERICAN FOOTBALL CONFERENCE STANDINGS

AFC EAST	W	L	T	Pct
Miami	11	3	0	.786
* Buffalo	9	5	0	.643
New England	7	7	0	.500
N.Y. Jets	7	7	0	.500
Baltimore	2	12	0	.143
AFC CENTRAL	W	L	T	Pct
Pittsburgh	10	3	1	.750
Cincinnati	7	7	0	.500
<b>Houston</b>	<b>7</b>	<b>7</b>	<b>0</b>	<b>.500</b>
Cleveland	4	10	0	.286
AFC WEST	W	L	T	Pct
Oakland	12	2	0	.857
Denver	7	6	1	.536
Kansas City	5	9	0	.357
San Diego	5	9	0	.357

### NATIONAL FOOTBALL CONFERENCE STANDINGS

NFC EAST	W	L	T	Pct
St. Louis	10	4	0	.714
* Washington	10	4	0	.714
Dallas	8	6	0	.571
Philadelphia	7	7	0	.500
N.Y. Giants	2	12	0	.143
NFC CENTRAL	W	L	T	Pct
Minnesota	10	4	0	.714
Detroit	7	7	0	.500
Green Bay	6	8	0	.429
Chicago	4	10	0	.286
NFC WEST	W	L	T	Pct
Los Angeles	10	4	0	.714
San Francisco	6	8	0	.429
New Orleans	5	9	0	.357
Atlanta	3	11	0	.214

\* Wild Card for Playoffs

## 1973 SEASON (1-13 REGULAR SEASON, 0-0 PLAYOFFS) • 4TH PLACE AFC CENTRAL

DATE	OPPONENT	SCORE	W/L	ATT
Sep. 16	at NY Giants	14-34	L	57,979
Sep. 23	at Cincinnati	10-24	L	51,823
Sep. 30	PITTSBURGH	7-36	L	39,331
Oct. 7	LA RAMS	26-31	L	34,875
Oct. 14	DENVER	20-48	L	32,801
Oct. 21	at Cleveland	13-42	L	61,146
Oct. 28	at Chicago	14-35	L	43,755
Nov. 4	at Baltimore	31-27	W	52,707
Nov. 11	CLEVELAND	13-23	L	37,230
Nov. 18	at Kansas City	14-38	L	68,444
Nov. 25	NEW ENGLAND	0-32	L	27,344
Dec. 2	OAKLAND	6-17	L	25,801
Dec. 9	at Pittsburgh	7-33	L	38,004
Dec. 16	CINCINNATI	24-27	L	21,955

	TITANS	OPP
<b>Total First Downs</b>	<b>193</b>	<b>274</b>
Rushing	89	138
Passing	93	114
Penalty	11	22
3rd Down: Made/Att	48/162	77/175
3rd Down Pct.	29.6	44.0
4th Down: Made/Att	0/3	1/2
4th Down Pct.	0.0	50.0
<b>Possession Avg.</b>	<b>42:51</b>	<b>17:09</b>
<b>Total Net Yards</b>	<b>3307</b>	<b>4647</b>
Avg. Per Game	236.2	331.9
Total Plays	840	929
Avg. Per Play	3.9	5.0
<b>Net Yards Rushing</b>	<b>1388</b>	<b>2410</b>
Avg. Per Game	99.1	172.1
Total Rushes	386	576
<b>Net Yards Passing</b>	<b>1919</b>	<b>2237</b>
Avg. Per Game	137.1	159.8
Sacked/Yards Lost	43/451	27/229
Gross Yards	2370	2466
Att./Comp.	411/225	326/178
Completion Pct.	54.7	54.6
Had Intercepted	27	17
<b>Punts/Average</b>	<b>85/38.8</b>	<b>62/39.6</b>
<b>Net Punting Avg.</b>	<b>85/33.8</b>	<b>62/33.4</b>
<b>Penalties/Yards</b>	<b>95/880</b>	<b>90/811</b>
<b>Fumbles/Ball Lost</b>	<b>43/25</b>	<b>29/10</b>
<b>Touchdowns</b>	<b>22</b>	<b>53</b>
Rushing	9	19
Passing	11	26
Returns	2	8

BY PERIODS	1	2	3	4	OT	PTS
Oilers	37	50	50	62	0	199
Opponents	87	138	101	121	0	447

SCORING	TD	RU	PA	RT	PAT	FG	S	TP
Butler	0	0	0	0	21/21	15/24	0	66
Willis	5	4	1	0			0	30
Alston	4	0	4	0			0	24
Gresham	4	2	1	1			0	24
Burrough	3	1	2	0			0	18
Robinson	2	2	0	0			0	12
Eaglin	1	0	0	1			0	6
Hinton	1	0	1	0			0	6
D. Parks	1	0	1	0			0	6
B. Parks	1	0	1	0			0	6
Dickey	0	0	0	0			0	1
Oilers	22	9	11	2	21/21	15/24	0	199
Opponents	53	19	26	8	52/53	25/42	1	447

RUSHING	No	Yds	Avg	Lg	TD
Willis	171	579	3.4	25	4
Gresham	104	400	3.8	52	2
Robinson	34	151	4.4	22	2
Pastorini	31	102	3.3	17	0
Amundson	15	56	3.7	10	0
Thomas	10	39	3.9	17	0
Burrough	5	38	7.6	34	1
Alston	1	13	13.0	13	0
Dickey	6	9	1.5	6	0
Jolley	7	6	0.9	3	0
Hinton	1	-2	-2.0	-2	0
A. Johnson	1	-3	-3.0	-3	0
Oilers	386	1388	3.6	52	9
Opponents	576	2410	4.2	53t	19

PASSING	Att	Cmp	Pct	Yards	Yds/Att	TD	Int	Lg	Sk/Yds	Rating
Pastorini	290	154	53.1	1482	5.11	5	17	50	30/313	49.0
Dickey	120	71	59.2	888	7.40	6	10	66t	13/138	64.2
Willis	1	0	0.0	0	0.0	0	0	0	0/0	39.6
Oilers	411	225	54.7	2370	5.77	11	27	66t	43/451	53.3
Opponents	326	178	54.6	2466	7.56	26	17	77t	27/229	84.0

RECEIVING	No	Yds	Avg	Lg	TD
Willis	57	371	6.5	50	1
B. Parks	43	581	13.5	66t	1
Burrough	43	577	13.4	49t	2
Gresham	28	244	8.7	62t	1
Alston	19	195	10.3	39t	4
Hinton	13	202	15.5	34t	1
Amundson	7	60	8.6	18	0
Robinson	7	46	6.6	19	0
Jolley	3	56	18.7	48	0
D. Parks	3	31	10.3	12	1
Thomas	1	4	4.0	4	0
McNeil	1	3	3.0	3	0
Oilers	225	2370	10.5	66t	11
Opponents	178	2466	13.9	77t	26

INTERCEPTIONS	No	Yds	Avg	Lg	TD
Roberts	4	55	13.8	27	0
Severson	4	24	6.0	19	0
Alexander	3	3	1.0	3	0
Blahak	2	120	60.0	87	0
Charles	2	74	37.0	39	0
Bingham	2	22	11.0	18	0
Oilers	17	298	17.5	87	0
Opponents	27	357	13.2	86t	4

PUNTING	No	Yds	Avg	Net	TB	In	Lg	B
Butler	36	1344	37.3	34.3	1	0	55	0
Pastorini	27	1087	40.3	34.4	1	0	59	0
Green	22	868	39.5	32.5	2	0	61	0
Oilers	85	3299	38.8	33.8	4	0	61	0
Opponents	62	2457	39.6	33.4	8	0	72	2

PUNT RETURNS	No	FC	Yds	Avg	Lg	TD
Severson	16	2	126	7.9	74	0
Haymond	14	6	101	7.2	44	0
Oilers	30	8	227	7.6	74	0
Opponents	44	16	343	7.8	46	0

KICKOFF RETURNS	No	Yds	Avg	Lg	TD
Haymond	28	703	25.1	47	0
Gresham	27	723	26.8	103t	1
Hinton	8	141	17.6	30	0
Eaglin	3	76	25.3	39	0
Fanucci	3	40	13.3	14	0
Blahak	2	41	20.5	23	0
Jolley	2	41	20.5	21	0
Rice TM	2	17	8.5	9	0
Severson	1	17	17.0	17	0
Oilers	76	1799	23.7	103t	1
Opponents	37	811	21.9	95t	1

FIELD GOALS	1-19	20-29	30-39	40-49	50+
Butler	4/4	2/2	6/8	3/8	0/2
Oilers	4/4	2/2	6/8	3/8	0/2
Opponents	5/5	6/8	6/11	8/15	0/3

Butler: ( ) (31N, 51N, 38G) ( ) (8G, 35G, 37G, 36G) (8G, 35G, 37G, 36G) (20G, 49G) (9G, 31G) ( ) (47N, 38G) (45N, 36N, 27G, 46G) ( ) (43B) (44B, 51N, 44G, 16G) ( ) (43N, 18G)  
 Opponents: (40N, 48N, 44G, 11G) (39N, 51N, 27G) (37B, 20G, 47G, 26G) (26N, 17G) (32G, 12G) (36N) (42N, 37N) (50N, 38N, 22G, 36G) (47N, 41N, 30G, 22G, 45G) (38G) (26N, 51N, 48G, 36G, 46G) (9G) (44N, 45N, 49G, 31G, 20G, 42G) (11G, 40G)

**SACKS**  
 records not available  
 Oilers 27.0, Opponents 43.0

**TACKLES (Solo-Assists-Total)**  
 records not available

### USUAL STARTING LINEUP

- OFFENSE**
- WR Ken Burrough (00)
  - LT Tom Funchess (66)
  - LG Solomon Freelon (69)
  - C Sam Gruneisen (57)
  - RG Al Jenkins (60)
  - RT Elbert Drungo (75)
  - Levert Carr (63)
  - TE Mack Alston (82)
  - WR Billy Parks (20)
  - QB Dan Pastorini (7)
  - Lynn Dickey (10)
  - RB Bob Gresham (36)
  - FB Fred Willis (44)

- DEFENSE**
- LE Tody Smith (10)
  - LT Al Cowlings (76)
  - RT John Matuszak (78)
  - RE Elvin Bethea (65)
  - LLB Floyd Rice (85)
  - Ralph Cindrich (55)
  - MLB Gregg Bingham (54)
  - RLB Guy Roberts (56)
  - LCB Zeke Moore (22)
  - RCB Willie Alexander (19)
  - SS Jeff Severson (37)
  - FS Bob Atkins (48)
  - Joe Blahak (27)

- SPECIALISTS**
- K Skip Butler (2)
  - P Skip Butler (2)
  - Dan Pastorini (7)

### Pro Bowl

**GM:** Sid Gillman; **Head Coach:** Bill Peterson (first five games), Sid Gillman (last nine games)  
**Asst. Coaches:** Bruce Beatty (DL), Andy Bourgeois (ST), Garland Boyette (special assignments), Lew Carpenter (WR), Earnel Durden (off. backs), King Hill (QB), Joe Madro (OL), Burnie Miller (DB), Larry Peccatiello (LB)

### AMERICAN FOOTBALL CONFERENCE STANDINGS

AFC EAST	W	L	T	Pct
Miami	12	2	0	.857
Buffalo	9	5	0	.643
New England	5	9	0	.357
Baltimore	4	10	0	.286
N.Y. Jets	4	10	0	.286
AFC CENTRAL	W	L	T	Pct
Cincinnati	10	4	0	.714
* Pittsburgh	10	4	0	.714
Cleveland	7	5	2	.571
Houston	1	13	0	.071
AFC WEST	W	L	T	Pct
Oakland	9	4	1	.679
Denver	7	5	2	.571
Kansas City	7	5	2	.571
San Diego	2	11	1	.179

### NATIONAL FOOTBALL CONFERENCE STANDINGS

NFC EAST	W	L	T	Pct
Dallas	10	4	0	.714
* Washington	10	4	0	.714
Philadelphia	5	8	1	.393
St. Louis	4	9	1	.321
N.Y. Giants	2	11	1	.179
NFC CENTRAL	W	L	T	Pct
Minnesota	12	2	0	.857
Detroit	6	7	1	.464
Green Bay	5	7	2	.429
Chicago	3	11	0	.214
NFC WEST	W	L	T	Pct
Los Angeles	12	2	0	.857
Atlanta	9	5	0	.643
New Orleans	5	9	0	.357
San Francisco	5	9	0	.357

\* Wild Card for Playoffs







# 1970 SEASON (3-10-1 REGULAR SEASON, 0-0 PLAYOFFS) • 4TH PLACE AFC CENTRAL

DATE	OPPONENT	SCORE	W/L	ATT
Sep. 20	at Pittsburgh	19-7	W	45,538
Sep. 27	MIAMI	10-20	L	39,840
Oct. 4	at Cincinnati	20-13	W	55,094
Oct. 11	BALTIMORE	20-24	L	48,050
Oct. 18	PITTSBURGH	3-7	L	42,799
Oct. 25	at San Diego	31-31	T	41,427
Nov. 1	at St. Louis	0-44	L	47,911
Nov. 8	at Kansas City	9-24	L	49,810
Nov. 15	SAN FRANCISCO	20-30	L	43,040
Nov. 22	at Cleveland	14-28	L	74,723
Nov. 29	DENVER	31-21	W	35,733
Dec. 7	CLEVELAND	10-21	L	50,582
Dec. 13	CINCINNATI	20-30	L	34,435
Dec. 20	at Dallas	10-52	L	50,504

	TITANS	OPP
<b>Total First Downs</b>	<b>232</b>	<b>227</b>
Rushing	88	85
Passing	126	115
Penalty	18	27
3rd Down: Made/Att	91/225	78/200
3rd Down Pct.	40.4	39.0
4th Down: Made/Att	2/6	2/3
4th Down Pct.	33.3	66.7
<b>Possession Avg.</b>	<b>38:34</b>	<b>17:09</b>
<b>Total Net Yards</b>	<b>4062</b>	<b>4398</b>
Avg. Per Game	290.1	314.1
Total Plays	922	840
Avg. Per Play	4.4	5.2
<b>Net Yards Rushing</b>	<b>1556</b>	<b>1793</b>
Avg. Per Game	111.1	128.1
Total Rushes	419	466
<b>Net Yards Passing</b>	<b>2506</b>	<b>2605</b>
Avg. Per Game	179.0	186.1
Sacked/Yards Lost	33/262	30/246
Gross Yards	2768	2851
Att./Comp.	470/238	344/164
Completion Pct.	50.6	47.7
Had Intercepted	23	18
<b>Punts/Average</b>	<b>84/42.4</b>	<b>77/44.4</b>
<b>Net Punting Avg.</b>	<b>84/35.7</b>	<b>77/39.5</b>
<b>Penalties/Yards</b>	<b>78/833</b>	<b>76/833</b>
<b>Fumbles/Ball Lost</b>	<b>26/15</b>	<b>22/8</b>
<b>Touchdowns</b>	<b>23</b>	<b>44</b>
Rushing	10	16
Passing	12	25
Returns	1	3

BY PERIODS	1	2	3	4	OT	PTS
Oilers	49	57	50	61	0	217
Opponents	51	92	89	120	0	352

SCORING	TD	RU	PA	RT	PAT	FG	S	TP
Gerela	0	0	0	0	23/23	18/32	0	77
LeVias	5	0	5	0	0	0	0	30
Hopkins	3	3	0	0	0	0	0	18
Joiner	3	0	3	0	0	0	0	18
Richardson	3	2	1	0	0	0	0	18
Dawkins	2	2	0	0	0	0	0	12
Reed	2	0	2	0	0	0	0	12
Beirne	1	0	1	0	0	0	0	6
Campbell	1	1	0	0	0	0	0	6
Granger	1	1	0	0	0	0	0	6
Peacock	1	0	0	1	0	0	0	6
Rhyme	1	1	0	0	0	0	0	6
Pritchard	0	0	0	0	0	1	2	0
Oilers	23	10	12	1	23/23	18/32	1	217
Opponents	44	16	25	3	44/44	14/30	1	352

RUSHING	No	Yds	Avg	Lg	TD
Dawkins	124	517	4.2	49	2
Richardson	103	368	3.6	34	2
Hopkins	57	207	3.6	12	3
Campbell	59	189	3.2	28	1
Granger	51	169	3.3	15	1
Rhyme	9	54	6.0	11	1
LeVias	7	37	5.3	24	0
Naponic	3	12	4.0	11	0
C. Johnson	5	3	0.6	9	0
Smiley	1	0	0.0	0	0
Oilers	419	1556	3.7	49	10
Opponents	466	1793	3.8	35	16

PASSING	Att	Cmp	Pct	Yards	Yds/Att	TD	Int	Lg	Sk/Yds	Rating
C. Johnson	281	144	51.2	1652	5.88	7	12	63t	15/124	59.8
Rhyme	168	88	52.4	1031	6.14	5	8	87t	10/85	61.4
Naponic	20	6	30.0	85	4.25	0	2	21	8/53	5.2
LeVias	1	0	0.0	0	0.00	0	1	0	0/0	0.0
Oilers	470	238	50.6	2768	5.89	12	23	87t	33/262	56.9
Opponents	344	164	47.7	2851	8.29	25	18	80t	30/246	78.8

RECEIVING	No	Yds	Avg	Lg	TD
Reed	47	604	12.9	34	2
LeVias	41	529	12.9	63t	5
Richardson	34	381	11.2	67	1
Joiner	28	416	14.9	87t	3
Haik	17	190	11.2	35	0
Beirne	16	216	13.5	25	1
Dawkins	15	94	6.3	17	0
Campbell	15	78	5.2	10	0
Hopkins	14	142	10.1	43	0
Granger	11	118	10.7	22	0
Oilers	238	2768	11.6	87t	12
Opponents	164	2851	17.4	80t	25

INTERCEPTIONS	No	Yds	Avg	Lg	TD
Moore	6	85	14.2	32	0
Houston	3	32	10.7	9	0
Peacock	3	24	8.0	12	0
Mitchell	2	35	17.5	35	0
Pritchard	2	28	14.0	17	0
Boyette	1	18	18.0	18	0
Atkins	1	7	7.0	7	0
Domres	0	13	--	13	0
Oilers	18	242	13.4	35	0
Opponents	23	334	14.5	45t	2

PUNTING	No	Yds	Avg	Net	TB	In	Lg	B
Jones	84	3559	42.4	35.7	6	0	73	1
Oilers	84	3559	42.4	35.7	6	0	73	1
Opponents	77	3419	44.4	39.5	6	0	71	0

PUNT RETURNS	No	FC	Yds	Avg	Lg	TD
LeVias	25	8	213	8.5	33	0
Richardson	10	7	30	3.0	11	0
Houston	4	1	13	3.3	6	0
Beirne	1	0	1	1.0	1	0
Dawkins	1	0	0	0.0	0	0
Oilers	41	16	257	6.3	33	0
Opponents	52	16	441	8.5	38	0

KICKOFF RETURNS	No	Yds	Avg	Lg	TD
LeVias	26	598	23.0	37	0
B. Johnson	15	320	21.3	40	0
Moore	7	190	27.1	45	0
Davis	2	0	0.0	0	0
Drungo	1	25	25.0	25	0
Granger	1	0	0.0	0	0
Hopkins	1	20	20.0	20	0
Lewis	1	15	15.0	15	0
Reed	1	0	0.0	0	0
Oilers	55	1168	21.2	45	0
Opponents	32	741	23.2	35	0

FIELD GOALS	1-19	20-29	30-39	40-49	50+
Gerela	5/5	4/5	6/8	3/14	0/0
Oilers	5/5	4/5	6/8	3/14	0/0
Opponents	1/1	2/6	7/9	3/10	1/4

**Gerela:** (46N, 8G) (10G) (28G, 37G) (42N, 40B, 48N, 27G, 9G) (40N, 34G) (46N, 48B, 49N, 48N, 18G) (32N) (27N, 38G, 18G, 48G) (26G, 26G) () (41N, 33G) (43G) (47N, 37B, 46G, 31G) (37G)

**Opponents:** (27N) (40N, 31G, 42G) (23B, 51G, 36G) (34N, 45N, 43G) (57N) (45G) (46N, 48N, 32G, 14G, 38G) (44N, 42B, 39G) (52B, 52N) (33B, 24N) (23N) (44N) (25G, 25G, 30G) (35G)

**SACKS**  
records not available  
Oilers 30.0, Opponents 33.0

**TACKLES (Solo-Assists-Total)**  
records not available

### USUAL STARTING LINEUP

**OFFENSE**

WR Charlie Joiner (18)  
Jim Beirne (81)

LT Walt Suggs (76)  
LG Ken Gray (62)  
C Bobby Maples (50)  
RG Elbert Drungo (75)  
RT Glen Ray Hines (78)  
TE Alvin Reed (89)  
WR Jerry LeVias (12)  
QB Charley Johnson (12)  
Jerry Rhome (17)

RB Mike Richardson (24)  
Woody Campbell (35)  
FB Joe Dawkins (34)  
Hoyle Granger (32)

**DEFENSE**

LE Pat Holmes (79)  
LT Willie Parker (74)  
RT Tom Domres (71)  
RE Elvin Bethea (65)  
LLB Olen Underwood (56)  
George Webster (90)  
MLB Garland Boyette (52)  
RLB Ron Pritchard (58)  
LCB Leroy Mitchell (41)  
RCB Zeke Moore (22)  
SS Ken Houston (29)  
FS Johnny Peacock (44)

**SPECIALISTS**

K Roy Gerela (3)  
P Spike Jones (11)

**Pro Bowl**

GM: (none); Head Coach: Wally Lemm  
Asst. Coaches: Joe Childress (off. backs), Hugh Devore (LB), F.A. Dry (OL), Bud McFadin (DL), Fran Poltfoot (WR), Walt Schlinkman (DB)

### AMERICAN FOOTBALL CONFERENCE STANDINGS

AFC EAST	W	L	T	Pct
Baltimore	11	2	1	.846
* Miami	10	4	0	.714
N.Y. Jets	4	10	0	.286
Buffalo	3	10	1	.231
Boston Patriots	2	12	0	.143

AFC CENTRAL	W	L	T	Pct
Cincinnati	8	6	0	.571
Cleveland	7	7	0	.500
Pittsburgh	5	9	0	.357
<b>Houston</b>	<b>3</b>	<b>10</b>	<b>1</b>	<b>.231</b>

AFC WEST	W	L	T	Pct
Oakland	8	4	2	.667
Kansas City	7	5	2	.583
San Diego	5	6	3	.455
Denver	5	8	1	.385

### NATIONAL FOOTBALL CONFERENCE STANDINGS

NFC EAST	W	L	T	Pct
Dallas	10	4	0	.714
N.Y. Giants	9	5	0	.643
St. Louis	8	5	1	.615
Washington	6	8	0	.429
Philadelphia	3	10	1	.231

NFC CENTRAL	W	L	T	Pct
Minnesota	12	2	0	.857
* Detroit	10	4	0	.714
Chicago	6	8	0	.429
Green Bay	6	8	0	.429

NFC WEST	W	L	T	Pct
San Francisco	10	3	1	.769
Los Angeles	9	4	1	.692
Atlanta	4	8	2	.333
New Orleans	2	11	1	.154

\* Wild Card for Playoffs

# 1969 SEASON (6-6-2 REGULAR SEASON, 0-1 PLAYOFFS) • 2ND PLACE AFL EAST

DATE	OPPONENT	SCORE	W/L	ATT
Sep. 14	at Oakland	17-21	L	49,361
Sep. 21	at Buffalo	17-3	W	40,146
Sep. 28	MIAMI	22-10	W	41,086
Oct. 5	BUFFALO	28-14	W	46,485
Oct. 12	at Kansas City	0-24	L	45,805
Oct. 19	at New York	17-26	L	63,841
Oct. 26	DENVER	24-21	W	45,348
Nov. 2	at Boston	0-24	L	19,006
Nov. 9	CINCINNATI	31-31	T	45,298
Nov. 16	at Denver	20-20	T	45,002
Nov. 23	at Miami	32-7	W	27,218
Nov. 27	SAN DIEGO	17-21	L	40,065
Dec. 6	NEW YORK	26-34	L	51,923
Dec. 14	BOSTON	27-23	W	39,215
Dec. 21	at Oakland	7-56	L	53,539

	TITANS	OPP
<b>Total First Downs</b>	<b>256</b>	<b>183</b>
Rushing	95	77
Passing	146	93
Penalty	15	13
3rd Down: Made/Att	--	--
4th Down: Made/Att	--	--
<b>Possession Avg.</b>	<b>25:43</b>	<b>34:17</b>
<b>Total Net Yards</b>	<b>4531</b>	<b>3773</b>
Avg. Per Game	323.6	269.5
Total Plays	965	833
Avg. Per Play	4.7	4.5
<b>Net Yards Rushing</b>	<b>1706</b>	<b>1556</b>
Avg. Per Game	121.9	111.1
Total Rushes	440	430
<b>Net Yards Passing</b>	<b>2825</b>	<b>2217</b>
Avg. Per Game	201.8	158.4
Sacked/Yards Lost	36/322	32/278
Gross Yards	3147	2495
Att./Comp.	489/239	371/167
Completion Pct.	48.9	45.0
Had Intercepted	31	23
<b>Punts/Average</b>	<b>70/38.9</b>	<b>85/43.1</b>
<b>Net Punting Avg.</b>	<b>70/35.8</b>	<b>85/36.8</b>
<b>Penalties/Yards</b>	<b>70/730</b>	<b>61/592</b>
<b>Fumbles/Ball Lost</b>	<b>24/17</b>	<b>27/17</b>
<b>Touchdowns</b>	<b>31</b>	<b>33</b>
Rushing	12	10
Passing	15	18
Returns	4	5

BY PERIODS	1	2	3	4	OT	PTS
Oilers	28	84	58	108	0	278
Opponents	92	82	51	54	0	279

SCORING	TD	RU	PA	RT	PAT	FG	S	TP
Gerela	0	0	0	0	29/29	19/40	0	86
Hopkins	5	4	1	0	0	0	0	30
LeVias	5	0	5	0	0	0	0	30
Beirne	4	0	4	0	0	0	0	26
Granger	4	3	1	0	0	0	0	24
Beathard	2	2	0	0	0	0	0	12
Reed	2	0	2	0	0	0	0	12
Trull	2	2	0	0	0	0	0	12
Campbell	1	1	0	0	0	0	0	6
Domres	1	0	0	1	0	0	0	6
Haik	1	0	1	0	0	0	0	6
Houston	1	0	0	1	0	0	0	6
Johnson	1	0	1	0	0	0	0	6
Moore	1	0	0	1	0	0	0	6
Peacock	1	0	0	1	0	0	0	6
Betha	0	0	0	0	1	2	0	2
Richardson	0	0	0	0	0	2	0	2
<b>Oilers</b>	<b>31</b>	<b>12</b>	<b>15</b>	<b>0</b>	<b>29/29</b>	<b>19/40</b>	<b>1</b>	<b>278</b>
<b>Opponents</b>	<b>33</b>	<b>10</b>	<b>18</b>	<b>5</b>	<b>33/33</b>	<b>16/30</b>	<b>0</b>	<b>279</b>

2-Pt Conversions: Beirne, Richardson Oilers 2-2, Opponents 0-0

RUSHING	No	Yds	Avg	Lg	TD
Granger	186	740	4.0	23	3
Hopkins	131	473	3.6	43t	4
Burrell	41	147	3.6	19	0

PASSING	Att	Cmp	Pct	Yards	Yds/Att	TD	Int	Lg	Sk/Yds	Rating
Beathard	370	180	48.6	2455	6.64	10	21	86t	22/205	55.6
Trull	75	34	45.3	469	6.25	3	6	57	11/85	45.9
Davis	42	25	59.5	223	5.31	2	4	22	3/32	50.1
LeVias	2	0	0.0	0	0.00	0	0	0	0/0	39.6
<b>Oilers</b>	<b>489</b>	<b>239</b>	<b>48.9</b>	<b>3147</b>	<b>6.44</b>	<b>15</b>	<b>31</b>	<b>86t</b>	<b>36/322</b>	<b>53.4</b>
<b>Opponents</b>	<b>371</b>	<b>167</b>	<b>45.0</b>	<b>2495</b>	<b>6.73</b>	<b>18</b>	<b>23</b>	<b>79t</b>	<b>32/278</b>	<b>58.0</b>

Campbell	28	98	3.5	10	1
Beathard	19	89	4.7	16	2
Richardson	5	51	10.2	28	0
Johnson	11	42	3.8	9	0
Trull	8	25	3.1	7	2
Haik	2	21	10.5	11	0
LeVias	6	18	3.0	10	0
Davis	3	2	0.7	4	0
<b>Oilers</b>	<b>440</b>	<b>1706</b>	<b>3.9</b>	<b>43t</b>	<b>12</b>
<b>Opponents</b>	<b>430</b>	<b>1556</b>	<b>3.6</b>	<b>56</b>	<b>10</b>

RECEIVING	No	Yds	Avg	Lg	TD
Reed	51	664	13.0	43t	2
LeVias	42	696	16.6	86t	5
Beirne	42	540	12.9	37t	4
Hopkins	29	338	11.7	56	1
Haik	27	375	13.9	42	1
Granger	27	330	12.2	53	1
Campbell	7	82	11.7	37	0
Joiner	7	77	11.0	16	0
Burrell	5	28	5.6	8	0
Johnson	2	17	8.5	16	1
<b>Oilers</b>	<b>239</b>	<b>3147</b>	<b>13.2</b>	<b>86t</b>	<b>15</b>
<b>Opponents</b>	<b>167</b>	<b>2495</b>	<b>14.9</b>	<b>79t</b>	<b>18</b>

INTERCEPTIONS	No	Yds	Avg	Lg	TD
Farr	6	48	8.0	35	0
Houston	4	87	21.8	51t	1
Moore	4	71	17.8	51t	1
Hicks	4	36	9.0	20	0
Peacock	2	56	28.0	39	0
Webster	2	35	17.5	26	0
Underwood	1	2	2.0	2	0
<b>Oilers</b>	<b>23</b>	<b>335</b>	<b>14.6</b>	<b>51t</b>	<b>2</b>
<b>Opponents</b>	<b>31</b>	<b>441</b>	<b>14.2</b>	<b>57t</b>	<b>3</b>

PUNTING	No	Yds	Avg	Net	TB	In	Lg	B
Gerela	41	1656	40.4	37.0	0	0	70	0
Burrell	29	1066	36.8	34.1	1	0	56	0
<b>Oilers</b>	<b>70</b>	<b>2722</b>	<b>38.9</b>	<b>35.8</b>	<b>1</b>	<b>0</b>	<b>70</b>	<b>0</b>
<b>Opponents</b>	<b>85</b>	<b>3660</b>	<b>43.1</b>	<b>36.8</b>	<b>7</b>	<b>0</b>	<b>78</b>	<b>0</b>

PUNT RETURNS	No	FC	Yds	Avg	Lg	TD
LeVias	35	11	292	8.3	46	0
Richardson	7	7	93	13.3	27	0
Burrell	1	0	6	6.0	6	0
<b>Oilers</b>	<b>43</b>	<b>18</b>	<b>391</b>	<b>9.1</b>	<b>46</b>	<b>0</b>
<b>Opponents</b>	<b>37</b>	<b>14</b>	<b>196</b>	<b>5.3</b>	<b>34</b>	<b>0</b>

KICKOFF RETURNS	No	Yds	Avg	Lg	TD
LeVias	38	940	24.7	87	0
Burrell	5	101	20.2	32	0
Joiner	3	73	24.3	28	0
Reed	3	0	0.0	0	0
Houston	0	27	--	20	0
<b>Oilers</b>	<b>49</b>	<b>1141</b>	<b>23.3</b>	<b>87</b>	<b>0</b>
<b>Opponents</b>	<b>38</b>	<b>792</b>	<b>20.8</b>	<b>51</b>	<b>0</b>

FIELD GOALS	1-19	20-29	30-39	40-49	50+
Gerela	9/9	5/6	3/12	1/8	1/5
<b>Oilers</b>	<b>9/9</b>	<b>5/6</b>	<b>3/12</b>	<b>1/8</b>	<b>1/5</b>
<b>Opponents</b>	<b>8/9</b>	<b>3/7</b>	<b>3/5</b>	<b>2/9</b>	<b>0/0</b>

**Gerela:** (59N, 51N, 28G) (23N, 21G) (38G, 17G, 17G, 31G, 30G) (45N, 42N, 54N, 39N) (35N, 41N) (35N, 12G) (44N, 39N, 22G) (35N) (37B, 30B, 60N, 50G) (38N, 47N, 46N, 18G, 19G) (21G, 10G, 18G) (42G) (24G) (48N, 30N, 13G, 19G)  
**Opponents:** (47N, 37N, 27N) (14G) (42B, 17G) (44N) (22N, 30G) (45N, 17G, 48G, 45G, 21G) (40N, 21N) (30N, 41N, 30G) (18G) (47N, 27G, 9G) ( ) (25B) (10N, 10G, 38G) (10G, 19G, 27G)

**SACKS**  
 records not available  
**Oilers 32.0, Opponents 36.0**

**TACKLES (Solo-Assists-Total)**  
 records not available

### USUAL STARTING LINEUP

**OFFENSE**

**WR** Jim Beirne (81)  
**LT** Walt Suggs (76)  
**LG** Tom Regner (60)  
**C** Bobby Maples (50)  
**RG** Sonny Bishop (66)  
**RT** Glen Ray Hines (78)  
**TE** Alvin Reed (89)  
**WR** Mac Haik (86)  
**Jerry LeVias (23)**  
**QB** Pete Beathard (11)  
**RB** Roy Hopkins (36)  
**FB** Hoyle Granger (32)

**DEFENSE**

**LE** Pat Holmes (79)  
**LT** Carel Stith (70)  
**RT** Tom Domres (71)  
**RE** Elvin Betha (65)  
**LLB** George Webster (90)  
**MLB** Garland Boyette (52)  
**RLB** Olen Underwood (56)  
**LCB** Miller Farr (20)  
**RCB** Zeke Moore (22)  
**SS** Ken Houston (29)  
**FS** W.K. Hicks (33)  
 Johnny Peacock (44)

**SPECIALISTS**

**K** Roy Gerela (3)  
**P** Roy Gerela (3)  
 Ode Burrell (25)

### AFL All-Star Game

All-AFL

**GM:** Don Klosterman; **Head Coach:** Wally Lemm  
**Asst. Coaches:** Joe Childress (off. backs), Hugh Devore (LB), F.A. Dry (OL), Bud McFadin (DL), Fran Poltfoot (WR), Walt Schlinkman (DB)

### AMERICAN FOOTBALL LEAGUE STANDINGS

EASTERN DIVISION	W	L	T	Pct
N.Y. Jets	10	4	0	.714
<b>Houston</b>	<b>6</b>	<b>6</b>	<b>2</b>	<b>.500</b>
Boston Patriots	4	10	0	.286
Buffalo	4	10	0	.286
Miami	3	10	1	.231

WESTERN DIVISION	W	L	T	Pct
Oakland	12	1	1	.923
Kansas City	11	3	0	.786
San Diego	8	6	0	.571
Denver	5	8	1	.385
Cincinnati	4	9	1	.308

**DIVISIONAL PLAYOFFS**  
 Kansas City 13, N.Y. JETS 6; OAKLAND 56, Houston 7

**AFL CHAMPIONSHIP**  
 Kansas City 17, OAKLAND 7

# 1968 SEASON (7-7 REGULAR SEASON, 0-0 PLAYOFFS) • 2ND PLACE AFL EAST

DATE	OPPONENT	SCORE	W/L	ATT
Sep. 9	KANSAS CITY	21-26	L	45,083
Sep. 14	at Miami	24-10	W	40,067
Sep. 21	at San Diego	14-30	L	46,217
Sep. 29	OAKLAND	15-24	L	46,098
Oct. 6	MIAMI	7-24	L	36,109
Oct. 13	at Boston	16-0	W	32,502
Oct. 20	NEW YORK	14-20	L	51,710
Oct. 27	at Buffalo	30-7	W	34,339
Nov. 3	at Cincinnati	27-17	W	24,012
Nov. 10	at New York	7-26	L	60,242
Nov. 17	DENVER	38-17	W	36,075
Nov. 28	at Kansas City	10-24	L	48,493
Dec. 7	BUFFALO	35-6	W	34,110
Dec. 15	BOSTON	45-17	W	34,198

	TITANS	OPP
<b>Total First Downs</b>	<b>240</b>	<b>198</b>
Rushing	99	89
Passing	128	96
Penalty	13	13
3rd Down: Made/Att	--	--
4th Down: Made/Att	--	--
<b>Possession Avg.</b>	<b>34:17</b>	<b>25:43</b>
<b>Total Net Yards</b>	<b>4352</b>	<b>3375</b>
Avg. Per Game	310.9	241.1
Total Plays	905	854
Avg. Per Play	4.8	4.0
<b>Net Yards Rushing</b>	<b>1804</b>	<b>1704</b>
Avg. Per Game	128.9	121.7
Total Rushes	462	462
<b>Net Yards Passing</b>	<b>2548</b>	<b>1671</b>
Avg. Per Game	182.0	119.4
Sacked/Yards Lost	29/316	33/332
Gross Yards	2864	2003
Att./Comp.	414/191	359/158
Completion Pct.	46.1	44.0
Had Intercepted	25	20
<b>Punts/Average</b>	<b>73/41.2</b>	<b>88/44.1</b>
<b>Net Punting Avg.</b>	<b>73/34.1</b>	<b>88/37.9</b>
<b>Penalties/Yards</b>	<b>61/644</b>	<b>54/526</b>
<b>Fumbles/Ball Lost</b>	<b>28/13</b>	<b>17/10</b>
<b>Touchdowns</b>	<b>38</b>	<b>26</b>
Rushing	16	9
Passing	17	13
Returns	5	4

BY PERIODS	1	2	3	4	OT	PTS
Oilers	65	81	55	102	0	303
Opponents	37	75	58	78	0	248

SCORING	TD	RU	PA	RT	PAT	FG	S	TP
Walker	0	0	0		26/26	8/16	0	50
Haik	8	0	8	0			0	48
Granger	7	7	0	0			0	42
Campbell	6	6	0	0			0	36
Reed	5	0	5	0			0	30
Beirne	4	0	4	0			0	24
Wittenborn	0	0	0	0	11/11	4/13	0	23
Beathard	2	2	0	0			0	12
Farr	2	0	0	2			0	12
Houston	2	0	0	2			0	12
Carwell	1	0	0	1			0	6
Davis	1	1	0	0			0	6
Underwood	0	0	0	0			1	2
<b>Oilers</b>	<b>38</b>	<b>16</b>	<b>17</b>	<b>5</b>	<b>37/37</b>	<b>12/29</b>	<b>1</b>	<b>303</b>
<b>Opponents</b>	<b>26</b>	<b>9</b>	<b>13</b>	<b>4</b>	<b>25/25</b>	<b>21/30</b>	<b>1</b>	<b>248</b>

2-Pt Conversions: Oilers 0-1, Opponents 1-1

RUSHING	No	Yds	Avg	Lg	TD
Granger	202	848	4.2	47t	7
Campbell	115	436	3.8	37	6
Blanks	63	169	2.7	10	0
Hopkins	31	104	3.4	18	0
Davis	15	91	6.1	20	1
Beathard	18	79	4.4	20	2
Trull	14	47	3.4	15	0
Norton	1	20	20.0	20	0
Haik	2	7	3.5	5	0
Beirne	1	3	3.0	3	0
<b>Oilers</b>	<b>462</b>	<b>1804</b>	<b>3.9</b>	<b>47t</b>	<b>16</b>
<b>Opponents</b>	<b>462</b>	<b>1704</b>	<b>3.7</b>	<b>38</b>	<b>9</b>

PASSING	Att	Cmp	Pct	Yards	Yds/Att	TD	Int	Lg	Sk/Yds	Rating
Beathard	223	105	47.1	1559	6.99	7	16	66t	14/150	51.0
Trull	105	53	50.5	864	8.23	10	3	60	9/94	98.3
Davis	86	33	38.4	441	5.13	0	6	55	6/72	26.4
<b>Oilers</b>	<b>414</b>	<b>191</b>	<b>46.1</b>	<b>2864</b>	<b>6.92</b>	<b>17</b>	<b>25</b>	<b>66t</b>	<b>29/316</b>	<b>57.9</b>
<b>Opponents</b>	<b>359</b>	<b>158</b>	<b>44.0</b>	<b>2003</b>	<b>5.58</b>	<b>13</b>	<b>20</b>	<b>80t</b>	<b>33/332</b>	<b>50.9</b>

RECEIVING	No	Yds	Avg	Lg	TD
Reed	46	747	16.2	60	5
Haik	32	584	18.3	59t	8
Beirne	31	474	15.3	66t	4
Granger	26	361	13.9	55	0
Campbell	21	234	11.1	39	0
Blanks	13	184	14.2	61	0
Frazier	9	123	13.7	19	0
Taylor	6	90	15.0	35	0
Hopkins	4	40	10.0	26	0
Burrell	2	35	17.5	33	0
Wittenborn	1	-8	-8.0	-8	0
<b>Oilers</b>	<b>191</b>	<b>2864</b>	<b>15.0</b>	<b>66t</b>	<b>17</b>
<b>Opponents</b>	<b>158</b>	<b>2003</b>	<b>12.7</b>	<b>80t</b>	<b>13</b>

INTERCEPTIONS	No	Yds	Avg	Lg	TD
Houston	5	160	32.0	66t	2
Carwell	4	81	20.3	41	1
Farr	3	104	34.7	52t	2
Hicks	3	42	14.0	28	0
Norton	2	0	0.0	0	0
Webster	1	9	9.0	9	0
Boyette	1	0	0.0	0	0
Underwood	1	0	0.0	0	0
<b>Oilers</b>	<b>20</b>	<b>396</b>	<b>19.8</b>	<b>66t</b>	<b>5</b>
<b>Opponents</b>	<b>25</b>	<b>326</b>	<b>13.0</b>	<b>36</b>	<b>2</b>

PUNTING	No	Yds	Avg	Net	TB	In	Lg	B
Norton	73	3008	41.2	34.1	7	0	64	2
<b>Oilers</b>	<b>73</b>	<b>3008</b>	<b>41.2</b>	<b>34.1</b>	<b>7</b>	<b>0</b>	<b>64</b>	<b>2</b>
<b>Opponents</b>	<b>88</b>	<b>3882</b>	<b>44.1</b>	<b>37.9</b>	<b>5</b>	<b>0</b>	<b>70</b>	<b>0</b>

PUNT RETURNS	No	FC	Yds	Avg	Lg	TD
Carwell	27	2	227	8.4	32	0
Blanks	22	6	179	8.1	39	0
Burrell	2	2	26	13.0	15	0
Moore	1	0	11	11.0	11	0
<b>Oilers</b>	<b>52</b>	<b>10</b>	<b>443</b>	<b>8.5</b>	<b>39</b>	<b>0</b>
<b>Opponents</b>	<b>40</b>	<b>7</b>	<b>379</b>	<b>9.5</b>	<b>67t</b>	<b>1</b>

KICKOFF RETURNS	No	Yds	Avg	Lg	TD
Moore	32	787	24.6	45	0
Carwell	15	335	22.3	38	0
Burrell	2	70	35.0	40	0
Robertson	2	9	4.5	9	0
Hopkins	1	21	21.0	21	0
<b>Houston</b>	<b>1</b>	<b>13</b>	<b>13.0</b>	<b>13</b>	<b>0</b>
<b>Oilers</b>	<b>53</b>	<b>1235</b>	<b>23.3</b>	<b>45</b>	<b>0</b>

FIELD GOALS	1-19	20-29	30-39	40-49	50+
Walker	3/3	2/3	2/3	1/6	0/1
Wittenborn	1/2	1/2	1/3	1/4	0/2
<b>Oilers</b>	<b>4/5</b>	<b>3/5</b>	<b>3/6</b>	<b>2/10</b>	<b>0/3</b>
<b>Opponents</b>	<b>4/5</b>	<b>8/10</b>	<b>7/8</b>	<b>2/6</b>	<b>0/1</b>

**Walker:** ( ) ( ) ( ) ( ) ( ) (21N) (44B, 42N, 39G, 22G, 19G) (27G, 41G) ( ) (18G) (45N, 39G) (37N, 47N) (54N, 42N, 16G)  
**Wittenborn:** (47N) (52N, 32N, 34G) (36N) (40N) (53N, 22N) (13B, 40B, 44G, 15G, 25G) ( ) ( ) ( ) ( ) ( ) ( )  
**Opponents:** (27G, 33G, 26G, 32G) (22G) (35G, 23G, 48G) (34G) (29N, 31G) (49N) (12G) (45N) (16N, 42N, 28G) (20N, 14G, 32G, 28G, 21G) (34N, 12G) (50N, 17G) (40N, 28G, 36G) (42G)

**SACKS**  
 records not available  
**Oilers 33.0, Opponents 29.0**

**TACKLES (Solo-Assists-Total)**  
 records not available

### USUAL STARTING LINEUP

**OFFENSE**

WR Jim Beirne (81)  
 LT **Walt Suggs (76)**  
 LG Tom Regner (60)  
 C **Bobby Maples (50)**  
 RG **Sonny Bishop (66)**  
 RT **Glen Ray Hines (78)**  
 TE **Alvin Reed (89)**  
 WR Mac Haik (86)  
 QB Pete Beathard (11)  
 Don Trull (10)  
 RB Sid Blanks (42)  
 Woody Campbell (35)  
 FB **Hoyle Granger (32)**

**DEFENSE**

LE **Pat Holmes (79)**  
 LT Willie Parker (74)  
 RT George Rice (72)  
 RE Elvin Bethea (65)  
**LLB George Webster (90)**  
**MLB Garland Boyette (52)**  
 RLB Olen Underwood (56)  
**LCB Miller Farr (20)**  
 RCB Larry Carwell (41)  
**SS Ken Houston (29)**  
 FS W.K. Hicks (33)

**SPECIALISTS**

K Wayne Walker (15)  
 John Wittenborn (67)  
 P Jim Norton (43)

**AFL All-Star Game**  
 All-AFL

GM: Don Klosterman; **Head Coach:** Wally Lemm  
**Asst. Coaches:** Joe Childress (off. backs), Hugh Devore (general coaching), F.A. Dry (OL), Bud McFadin (DL), Fran Polsfoot (WR), Walt Schlinkman (DB)

### AMERICAN FOOTBALL LEAGUE STANDINGS

EASTERN DIVISION				
W	L	T	Pct	
N.Y. Jets	11	3	0	.786
<b>Houston</b>	<b>7</b>	<b>7</b>	<b>0</b>	<b>.500</b>
Miami	5	8	1	.385
Boston Patriots	4	10	0	.286
Buffalo	1	12	1	.077

WESTERN DIVISION				
W	L	T	Pct	
Oakland	12	2	0	.857
Kansas City	12	2	0	.857
San Diego	9	5	0	.643
Denver	5	9	0	.357
Cincinnati	3	11	0	.214

**WESTERN DIVISION PLAYOFF**  
 OAKLAND 41, Kansas City 6

**AFL CHAMPIONSHIP**  
 N.Y. JETS 27, Oakland 23



# 1967 SEASON (9-4-1 REGULAR SEASON, 0-1 PLAYOFFS) • 1ST PLACE AFL EAST

DATE	OPPONENT	SCORE	W/L	ATT
Sep. 9	KANSAS CITY	20-25	L	28,003
Sep. 17	at Buffalo	20-3	W	41,384
Sep. 24	at San Diego	3-13	L	36,032
Oct. 1	DENVER	10-6	W	21,798
Oct. 15	at New York	28-28	T	62,729
Oct. 22	at Kansas City	24-19	W	46,365
Oct. 29	BUFFALO	10-3	W	30,060
Nov. 5	at Boston	7-18	L	19,422
Nov. 12	at Denver	20-18	W	30,392
Nov. 26	BOSTON	27-6	W	28,044
Dec. 3	MIAMI	17-14	W	20,979
Dec. 10	OAKLAND	7-19	L	36,375
Dec. 16	SAN DIEGO	24-17	W	19,870
Dec. 23	at Miami	41-10	W	25,982
Dec. 31	at Oakland	7-40	L	53,330

	TITANS	OPP
<b>Total First Downs</b>	<b>207</b>	<b>233</b>
Rushing	111	86
Passing	86	126
Penalty	10	21
3rd Down: Made/Att	--	--
4th Down: Made/Att	--	--
<b>Possession Avg.</b>	<b>34:17</b>	<b>25:43</b>
<b>Total Net Yards</b>	<b>3503</b>	<b>4055</b>
Avg. Per Game	250.2	289.6
Total Plays	828	910
Avg. Per Play	4.2	4.5
<b>Net Yards Rushing</b>	<b>2122</b>	<b>1637</b>
Avg. Per Game	151.6	116.9
Total Rushes	476	424
<b>Net Yards Passing</b>	<b>1381</b>	<b>2418</b>
Avg. Per Game	98.6	172.7
Sacked/Yards Lost	20/151	25/201
Gross Yards	1532	2619
Att./Comp.	332/145	461/228
Completion Pct.	43.1	49.5
Had Intercepted	20	26
<b>Punts/Average</b>	<b>71/42.6</b>	<b>63/41.0</b>
<b>Net Punting Avg.</b>	<b>71/35.5</b>	<b>63/35.0</b>
<b>Penalties/Yards</b>	<b>61/698</b>	<b>59/614</b>
<b>Fumbles/Ball Lost</b>	<b>17/7</b>	<b>29/13</b>
<b>Touchdowns</b>	<b>31</b>	<b>18</b>
Rushing	12	7
Passing	11	10
Returns	8	1

BY PERIODS	1	2	3	4	OT	PTS
Oilers	40	89	65	64	0	258
Opponents	28	56	42	73	0	199

SCORING	TD	RU	PA	RT	PAT	FG	S	TP
Wittenborn	0	0	0	0	30/30	14/28	0	72
Granger	9	6	3	0	0	0	0	54
Campbell	6	4	2	0	0	0	0	36
Farr	3	0	0	3	0	0	0	18
Houston	3	0	0	3	0	0	0	18
Blanks	2	1	1	0	0	0	0	12
Bass	1	0	1	0	0	0	0	6
Beathard TM	1	1	0	0	0	0	0	6
Frazier	1	0	1	0	0	0	0	6
Ledbetter TM	1	0	1	0	0	0	0	6
Moore	1	0	0	1	0	0	0	6
Norton	1	0	0	1	0	0	0	6
Reed	1	0	1	0	0	0	0	6
Taylor	1	0	1	0	0	0	0	6
Oilers	31	12	11	8	30/30	14/28	0	258
Opponents	18	7	10	1	14/14	23/42	1	199

2-Pt Conversions: Oilers 0-1, Opponents 3-4

RUSHING	No	Yds	Avg	Lg	TD
Granger	236	1194	5.1	67	6
Campbell	110	511	4.6	42	4
Blanks	66	206	3.1	16	1
Beathard LG	32	133	4.2	23	1
Beathard TM	32	133	4.2	23	1
Hopkins	13	42	3.2	19	0
Davis	5	23	4.6	10	0
Elkins	2	19	9.5	14	0
Lee TM	5	0	0.0	7	0
Burrell	3	-3	-1.0	2	0
Trull TM	3	-5	-1.7	7	0
Norton	1	-7	-7.0	-7	0
Oilers	476	2122	4.5	67	12
Opponents	424	1637	3.9	35	7

PASSING	Att	Cmp	Pct	Yards	Yds/Att	TD	Int	Lg	Sk/Yds	Rating
Beathard LG	231	94	40.7	1114	4.82	9	14	43t	15/125	43.8
Beathard TM	229	94	41.0	1114	4.86	9	14	43t	14/111	44.2
Lee TM	72	36	50.0	309	4.29	2	4	53	2/12	47.7
Davis	19	9	47.4	71	3.74	0	2	17	2/10	17.5
Trull TM	11	4	36.4	38	3.45	0	0	16	2/18	46.8
Campbell	1	0	0.0	0	0.00	0	0	0	0/0	39.6
Oilers	332	143	43.1	1532	4.61	11	20	53	20/151	43.1
Opponents	461	228	49.5	2619	5.68	10	26	44t	25/201	50.7

RECEIVING	No	Yds	Avg	Lg	TD
Granger	31	300	9.7	43t	3
Frazier	23	253	11.0	53	1
Taylor	18	233	12.9	23	1
Campbell	17	136	8.0	32	2
Burrell	12	193	16.1	39	0
Reed	11	144	13.1	20	1
Blanks	11	93	8.5	39t	1
Bass	5	42	8.4	15	1
Poole	4	55	13.8	18	0
Ledbetter TM	4	43	10.8	16	1
Elkins	3	32	10.7	16	0
Hopkins	3	9	3.0	7	0
Lee TM	1	-1	-1.0	-1	0
Oilers	143	1532	10.7	53	11
Opponents	228	2619	11.5	44t	10

INTERCEPTIONS	No	Yds	Avg	Lg	TD
Farr	10	264	26.4	67	3
Norton	6	73	12.2	26	1
Houston	4	151	37.8	78	2
Hicks	3	122	40.7	62	0
Webster	1	23	23.0	23	0
Underwood	1	8	8.0	8	0
Jancik	1	4	4.0	4	0
Carwell	0	31	--	31	0
Oilers	26	676	26.0	78	6
Opponents	20	156	7.8	32t	1

PUNTING	No	Yds	Avg	Net	TB	In	Lg	B
Norton	71	3025	42.6	35.5	6	0	58	1
Oilers	71	3025	42.6	35.5	6	0	58	1
Opponents	63	2583	41.0	35.0	6	0	71	1

PUNT RETURNS	No	FC	Yds	Avg	Lg	TD
Carwell	9	4	154	17.1	54	0
Jancik	6	2	19	3.2	19	0
Moore	5	1	82	16.4	46	0
Blanks	0	2	0	--	--	0
Burrell	0	5	0	--	--	0
Oilers	20	14	255	12.8	54	0
Opponents	41	12	383	9.3	52	0

KICKOFF RETURNS	No	Yds	Avg	Lg	TD
Jancik	16	349	21.8	49	0
Moore	14	405	28.9	92t	1
Carwell	8	164	20.5	27	0
Houston	2	40	20.0	24	0
Campbell	1	19	19.0	19	0
Farr	1	17	17.0	17	0
Hopkins	1	26	26.0	26	0
Reed	1	0	0.0	0	0
Oilers	44	1020	23.2	92t	1
Opponents	51	950	18.6	37	0

FIELD GOALS	1-19	20-29	30-39	40-49	50+
Wittenborn	2/2	5/5	3/6	4/11	0/4
Oilers	2/2	5/5	3/6	4/11	0/4
Opponents	7/8	1/5	5/9	9/15	1/5

**Wittenborn:** ( ) (22G, 42G) (31G, 52N) (31N, 46N, 16G) (42N, 52N) (45G) (25G) ( ) (41G, 15G, 51N, 44B, 57N) (47G, 44N, 23G) (32N, 41N, 20G) (46N) (31G) (29G, 38N, 48N, 38G)  
**Opponents:** (54G, 25B) (47G, 40N) (14G, 42G, 38N) (46N, 41B, 41N, 38G, 31G) (10G, 27G, 34B, 44N) (40G, 13G, 39B) (47G, 22N) (40G, 12G, 18G, 13B, 50N) (36N, 29N, 43G) (40G, 30G, 50N, 51N) (51N, 24N) (12G, 46N, 32G, 31G, 45G) (18G) (48G)

**SACKS**  
 records not available  
**Oilers 25.0, Opponents 20.0**

**TACKLES (Solo-Assists-Total)**  
 records not available

### USUAL STARTING LINEUP

**OFFENSE**

WR Charles Frazier (28)  
**LT Wait Suggs (76)**  
**LG Bob Talamini (61)**  
 C Bobby Maples (50)  
 RG Sonny Bishop (66)  
 RT Glen Ray Hines (78)  
 TE Alvin Reed (89)  
 WR Ode Burrell (25)  
 QB Pete Beathard (11)  
**RB Woody Campbell (35)**  
**FB Hoyle Granger (32)**

**DEFENSE**

**LE Pat Holmes (79)**  
 LT Willie Parker (74)  
 RT George Rice (72)  
 RE Don Floyd (75)  
**LLB George Webster (90)**  
 MLB Garland Boyette (52)  
 RLB Olen Underwood (56)  
**LCB Miller Farr (20)**  
 RCB W.K. Hicks (33)  
 SS Ken Houston (29)  
**FS Jim Norton (43)**

**SPECIALISTS**

K John Wittenborn (67)  
 P Jim Norton (43)

**AFL All-Star Game**  
 All-AFL

**GM:** Don Klosterman; **Head Coach:** Wally Lemm  
**Asst. Coaches:** Joe Childress (off. backs), Hugh Devore (WR), F.A. Dry (OL), Bud McFadin (DL), Wayne Robinson (LB), Walt Schlinkman (DB)

### AMERICAN FOOTBALL LEAGUE STANDINGS

EASTERN DIVISION					W	L	T	Pct
Houston	9	4	1	.692				
N.Y. Jets	8	5	1	.615				
Buffalo	4	10	0	.286				
Miami	4	10	0	.286				
Boston	3	10	1	.231				

WESTERN DIVISION					W	L	T	Pct
Oakland	13	1	0	.929				
Kansas City	9	5	0	.643				
San Diego	8	5	1	.615				
Denver	3	11	0	.214				

**AFL CHAMPIONSHIP**  
 OAKLAND 40, Houston 7

# 1966 SEASON (3-II REGULAR SEASON, 0-0 PLAYOFFS) • 4TH PLACE AFL EAST

DATE	OPPONENT	SCORE	W/L	ATT
Sep. 3	DENVER	45-7	W	30,156
Sep. 10	OAKLAND	31-0	W	31,763
Sep. 18	at New York	13-52	L	54,681
Sep. 25	at Buffalo	20-27	L	42,526
Oct. 2	at Denver	38-40	L	27,203
Oct. 16	NEW YORK	24-0	W	30,823
Oct. 23	MIAMI	13-20	L	23,173
Oct. 30	at Kansas City	23-48	L	31,676
Nov. 6	at Oakland	23-38	L	34,102
Nov. 13	at Boston	21-27	L	23,426
Nov. 20	BUFFALO	20-42	L	27,312
Dec. 4	SAN DIEGO	22-28	L	17,569
Dec. 11	BOSTON	14-38	L	17,100
Dec. 18	at Miami	28-29	L	20,045

	TITANS	OPP
<b>Total First Downs</b>	<b>246</b>	<b>244</b>
Rushing	76	88
Passing	144	131
Penalty	26	25
3rd Down: Made/Att	--	--
4th Down: Made/Att	--	--
<b>Possession Avg.</b>	<b>--</b>	<b>--</b>
<b>Total Net Yards</b>	<b>4412</b>	<b>4995</b>
Avg. Per Game	315.1	356.8
Total Plays	926	881
Avg. Per Play	4.8	5.7
<b>Net Yards Rushing</b>	<b>1515</b>	<b>1833</b>
Avg. Per Game	108.2	130.9
Total Rushes	413	422
<b>Net Yards Passing</b>	<b>2897</b>	<b>3162</b>
Avg. Per Game	206.9	225.9
Sacked/Yards Lost	28/271	21/228
Gross Yards	3168	3390
Att./Comp.	485/226	438/209
Completion Pct.	46.6	47.7
Had Intercepted	28	18
<b>Punts/Average</b>	<b>69/42.1</b>	<b>68/40.0</b>
<b>Net Punting Avg.</b>	<b>69/37.4</b>	<b>68/35.3</b>
<b>Penalties/Yards</b>	<b>71/682</b>	<b>69/725</b>
<b>Fumbles/Ball Lost</b>	<b>19/12</b>	<b>25/13</b>
<b>Touchdowns</b>	<b>41</b>	<b>50</b>
Rushing	11	10
Passing	29	35
Returns	1	5

BY PERIODS	1	2	3	4	OT	PTS
Oilers	51	107	56	121	0	335
Opponents	54	156	93	93	0	396

SCORING	TD	RU	PA	RT	PAT	FG	S	TP
Blanda	0	0	0	0	39/40	16/30	0	87
Frazier	12	0	12	0			0	72
Trull	7	7	0	0			0	42
Burrell	5	0	5	0			0	30
Elkins	3	0	3	0			0	18
Hennigan	3	0	3	0			0	18
Johnson	3	3	0	0			0	18
McLeod	3	0	3	0			0	18
Blanks	2	0	2	0			0	12
Granger	2	1	1	0			0	12
Cline TM	1	0	0	1			0	6
Oilers	41	11	29	1	39/40	16/30	1	335
Opponents	50	10	35	5	49/49	15/30	0	396

2-Pt Conversions: Oilers 0-0, Opponents 1-1

RUSHING	No	Yds	Avg	Lg	TD
Burrell	122	406	3.3	45	0
Granger	56	388	6.9	69t	1
Blanks	71	235	3.3	30	0
Johnson	70	226	3.2	28t	3
Trull	38	139	3.7	23t	7
Tolar	46	105	2.3	17	0
Stone	6	18	3.0	12	0
Blanda	3	1	0.3	1	0
Lee	1	-3	-3.0	-3	0
Oilers	413	1515	3.7	69t	11
Opponents	422	1833	4.3	77t	10

PASSING	Att	Cmp	Pct	Yards	Yds/Att	TD	Int	Lg	Sk/Yds	Rating
Blanda	271	122	45.0	1764	6.51	17	21	79t	--	55.3
Trull	172	84	48.8	1200	6.98	10	5	62	--	79.1
Humphrey	32	15	46.9	168	5.25	2	1	32t	--	70.8
Lee	8	4	50.0	27	3.38	0	1	10	--	18.2
Burrell	1	1	100.0	9	9.00	0	0	9	--	104.2
Tolar	1	0	0.0	0	0.00	0	0	0	--	39.6
Oilers	485	226	46.6	3168	6.53	29	28	79t	28/271	64.0
Opponents	438	209	47.7	3390	7.74	35	18	80t	21/228	83.6

RECEIVING	No	Yds	Avg	Lg	TD
Frazier	57	1129	19.8	79t	12
Burrell	33	400	12.1	34	5
Hennigan	27	313	11.6	26	3
McLeod	23	339	14.7	41	3
Elkins	21	283	13.5	62	3
Blanks	19	234	12.3	42t	2
Tolar	13	68	5.2	14	0
Poole	12	131	10.9	19	0
Granger	12	104	8.7	27t	1
Johnson	8	150	18.8	53	0
Stone	1	17	17.0	17	0
Oilers	226	3168	14.0	79t	29
Opponents	209	3390	16.2	80t	35

INTERCEPTIONS	No	Yds	Avg	Lg	TD
Norton	4	125	31.3	56	0
Glick	4	57	14.3	41	0
Hicks	3	12	4.0	12	0
Jancik	2	36	18.0	35	0
Parrish	2	0	0.0	0	0
Cline TM	1	23	23.0	23	0
Caveness	1	6	6.0	6	0
Baker	1	0	0.0	0	0
Oilers	18	259	14.4	56	0
Opponents	28	448	16.0	66t	3

PUNTING	No	Yds	Avg	Net	TB	In	Lg	B
Norton	69	2908	42.1	37.4	3	0	65	0
Oilers	69	2908	42.1	37.4	3	0	65	0
Opponents	68	2720	40.0	35.3	8	0	65	0

PUNT RETURNS	No	FC	Yds	Avg	Lg	TD
Jancik	10	6	62	6.2	28	0
Burrell	8	7	78	9.8	29	0
Trammel	5	3	19	3.8	8	0
Oilers	23	16	159	6.9	29	0
Opponents	37	10	269	7.3	42	0

KICKOFF RETURNS	No	Yds	Avg	Lg	TD
Jancik	34	875	25.7	53	0
Blanks	21	487	23.2	37	0
Boyette	3	42	14.0	18	0
Trammel	3	63	21.0	26	0
Hayes	2	31	15.5	16	0
Burrell	1	16	16.0	16	0
Oilers	64	1514	23.7	53	0
Opponents	60	1385	23.1	100t	2

FIELD GOALS	1-19	20-29	30-39	40-49	50+
Blanda	3/4	0/1	3/7	8/12	2/6
Oilers	3/4	0/1	3/7	8/12	2/6
Opponents	1/1	3/6	4/6	7/13	0/4

**Blanda:** (12N, 45N, 38G, 39G, 38N) (49N, 47G) (48G, 50G) (55N, 47G, 35G) (49G) (8G) (44N, 16G, 43G) (48G, 50N) (44G) (34N, 48N) (49G, 35G) (50N, 35N, 51G, 23B, 9G) () (53N)  
**Opponents:** () (41N, 48G) (32G) (50N, 47G, 32G) (35G, 31G, 25N, 46G, 52N, 46G) (27N, 49N) (49N, 43G, 42G) (29G, 47G) (48N, 24G) (28G, 44G, 29N) (47B, 50N) (33N) (13G, 35N) (50N)

**SACKS**  
 records not available  
 Oilers 21.0, Opponents 28.0

**TACKLES (Solo-Assists-Total)**  
 records not available

### USUAL STARTING LINEUP

**OFFENSE**  
**WR** Charles Frazier (28)  
 LT Walt Suggs (76)  
**LG** Bob Talamini (61)  
 C Bobby Maples (50)  
 RG Sonny Bishop (66)  
 RT Glen Ray Hines (78)  
 TE Bob McLeod (81)  
 Bob Poole (88)  
 WR Charlie Hennigan (87)  
 QB George Blanda (16)  
 RB Ode Burrell (25)  
 Sid Blanks (42)  
 FB Charles Tolar (44)

**DEFENSE**  
 LE Gary Cutsinger (80)  
 LT Pat Holmes (79)  
 RT Ernie Ladd (99)  
 RE Don Floyd (75)  
 LLB Johnny Baker (84)  
 MLB Doug Cline (31)  
 Ron Caveness (51)  
 RLB John Meyer (54)  
 LCB Theo Viltz (34)  
**RCB** W.K. Hicks (33)  
 SS Fred Glick (27)  
 FS Jim Norton (43)

**SPECIALISTS**  
 K George Blanda (16)  
 P Jim Norton (43)

### AFL All-Star Game

**GM:** Don Klosterman; **Head Coach:** Wally Lemm  
**Asst. Coaches:** Joe Childress (off. backs), Hugh Devore (WR), F.A. Dry (OL), Bud McFadin (DL), Wayne Robinson (LB), Walt Schlinkman (DB)

### AMERICAN FOOTBALL LEAGUE STANDINGS

EASTERN DIVISION	W	L	T	Pct
Buffalo	9	4	1	.692
Boston Patriots	8	4	2	.677
N.Y. Jets	6	6	2	.500
<b>Houston</b>	<b>3</b>	<b>11</b>	<b>0</b>	<b>.214</b>
Miami	3	11	0	.214

WESTERN DIVISION	W	L	T	Pct
Kansas City	11	2	1	.846
Oakland	8	5	1	.615
San Diego	7	6	1	.538
Denver	4	10	0	.286

**AFL CHAMPIONSHIP**  
 Kansas City 31, BUFFALO 7

# 1965 SEASON (4-10 REGULAR SEASON, 0-0 PLAYOFFS) • 4TH PLACE AFL EAST

DATE	OPPONENT	SCORE	W/L	ATT
Sep. 12	NEW YORK	27-21	W	52,680
Sep. 19	BOSTON	31-10	W	32,445
Sep. 26	at Oakland	17-21	L	18,166
Oct. 3	at San Diego	14-31	L	28,190
Oct. 17	at Denver	17-28	L	32,492
Oct. 24	KANSAS CITY	38-36	W	34,670
Oct. 31	at Buffalo	19-17	W	44,267
Nov. 7	OAKLAND	21-33	L	35,729
Nov. 14	DENVER	21-31	L	28,126
Nov. 21	at New York	14-41	L	55,312
Nov. 28	at Kansas City	21-52	L	16,459
Dec. 5	BUFFALO	18-29	L	23,087
Dec. 12	SAN DIEGO	26-37	L	24,120
Dec. 18	at Boston	14-42	L	14,508

	TITANS	OPP
<b>Total First Downs</b>	<b>227</b>	<b>266</b>
Rushing	63	128
Passing	140	110
Penalty	24	28
3rd Down: Made/Att	--	--
4th Down: Made/Att	--	--
<b>Possession Avg.</b>	<b>30:00</b>	--
<b>Total Net Yards</b>	<b>3991</b>	--
<b>Avg. Per Game</b>	<b>285.1</b>	--
<b>Total Plays</b>	<b>904</b>	--
<b>Avg. Per Play</b>	<b>4.4</b>	--
<b>Net Yards Rushing</b>	<b>1178</b>	--
Avg. Per Game	84.1	--
Total Rushes	323	--
<b>Net Yards Passing</b>	<b>2813</b>	--
Avg. Per Game	200.9	--
Sacked/Yards Lost	31/257	--
Gross Yards	3070	--
Att./Comp.	550/224	--
Completion Pct.	40.7	--
Had Intercepted	35	--
<b>Punts/Average</b>	<b>85/43.7</b>	--
<b>Net Punting Avg.</b>	<b>85/37.8</b>	--
<b>Penalties/Yards</b>	<b>76/841</b>	--
<b>Fumbles/Ball Lost</b>	<b>22/11</b>	--
<b>Touchdowns</b>	<b>37</b>	--
Rushing	10	--
Passing	25	--
Returns	2	--

BY PERIODS	1	2	3	4	OT	PTS
Oilers	51	57	77	113	0	298
Opponents	88	115	65	161	0	429

SCORING	TD	RU	PA	RT	PAT	FG	S	TP
Blanda	0	0	0	0	28/28	11/21	0	61
Wi. Frazier	8	0	8	0			0	48
Burrell	7	3	4	0			0	46
C. Frazier	6	0	6	0			0	36
Spikes	3	3	0	0	6/6	1/2	0	27
Hennigan	4	0	4	0			0	24
Compton	2	0	2	0			0	12
Jackson	2	2	0	0			0	12
Trull	2	2	0	0			0	12
N. Evans	1	0	0	1			0	6
McLeod	1	0	1	0			0	6
Onesti	1	0	0	1			0	6
<b>Oilers</b>	<b>37</b>	<b>10</b>	<b>25</b>	<b>2</b>	<b>34/34</b>	<b>12/23</b>	<b>1</b>	<b>298</b>
<b>Opponents</b>	<b>50</b>	<b>17</b>	<b>27</b>	<b>6</b>	<b>--</b>	<b>--</b>	<b>1</b>	<b>429</b>

2-Pt Conversions: Burrell 2, Oilers 2-3, Opponents 0-0

RUSHING	No	Yds	Avg	Lg	TD
Burrell	130	528	4.1	63t	3
Tolar	73	230	3.2	18	0
Spikes	47	173	3.7	20	3
Trull	29	145	5.0	18	2
Jackson	37	85	2.3	7	2
Hoffman	1	11	11.0	11	0
C. Frazier	1	10	10.0	8	0
Compton	1	2	2.0	2	0
Blanda	4	-6	-1.5	0	0
<b>Oilers</b>	<b>323</b>	<b>1178</b>	<b>3.6</b>	<b>63t</b>	<b>10</b>

PASSING	Att	Cmp	Pct	Yards	Yds/Att	TD	Int	Lg	Sk/Yds	Rating
Blanda	442	186	42.1	2542	5.75	20	30	95t	--	47.9
Trull	107	38	35.5	528	4.93	5	5	57t	--	48.3
Tolar	1	0	0.0	0	0.00	0	0	0	0	39.6
<b>Oilers</b>	<b>550</b>	<b>224</b>	<b>40.7</b>	<b>3070</b>	<b>5.58</b>	<b>25</b>	<b>35</b>	<b>95t</b>	<b>31/257</b>	<b>47.9</b>

RECEIVING	No	Yds	Avg	Lg	TD
Burrell	55	650	11.8	52t	4
Hennigan	41	578	14.1	53	4
C. Frazier	38	717	18.9	64t	6
Wi. Frazier	37	521	14.1	57t	8
Tolar	25	138	5.5	21	0
McLeod	15	226	15.1	49	1
Spikes	8	57	7.1	17	0
Compton	3	140	46.7	95t	2
Jackson	1	31	31.0	31	0
Weir	1	12	12.0	12	0
<b>Oilers</b>	<b>224</b>	<b>3070</b>	<b>13.7</b>	<b>95t</b>	<b>25</b>

INTERCEPTIONS	No	Yds	Avg	Lg	TD
Hicks	9	156	17.3	31	0
Norton	7	52	7.4	18	0
Jancik	4	90	22.5	36	0
Banfield	3	28	9.3	28	0
Glick	2	18	9.0	18	0
Cutsinger	1	72	72.0	72	0
Maples	1	0	0.0	0	0
<b>Oilers</b>	<b>27</b>	<b>416</b>	<b>15.4</b>	<b>72</b>	<b>0</b>

PUNTING	No	Yds	Avg	Net	TB	In	Lg	B
Norton	85	3711	43.7	43.7	0	0	65	1
<b>Oilers</b>	<b>85</b>	<b>3711</b>	<b>43.7</b>	<b>43.7</b>	<b>0</b>	<b>0</b>	<b>65</b>	<b>1</b>

PUNT RETURNS	No	FC	Yds	Avg	Lg	TD
Jancik	12	0	85	7.1	25	0
Glick	7	0	44	6.3	13	0
Jaquess	4	0	17	4.3	11	0
Burrell	3	0	39	13.0	33	0
Hicks	1	0	4	4.0	4	0
Weir	1	0	0	0.0	0	0
<b>Oilers</b>	<b>28</b>	<b>0</b>	<b>189</b>	<b>6.8</b>	<b>33</b>	<b>0</b>

KICKOFF RETURNS	No	Yds	Avg	Lg	TD
Jancik	18	430	23.9	43	0
Jaquess	13	280	21.5	69	0
Weir	10	215	21.5	33	0
Burrell	8	202	25.3	38	0
Hicks	7	181	25.9	40	0
Compton	4	68	17.0	30	0
Glick	4	84	21.0	24	0
Kinderman	4	72	18.0	29	0
Spikes	4	41	10.3	15	0
Jackson	2	39	19.5	25	0
Cheeks	1	19	19.0	19	0
Maples	1	15	15.0	15	0
Williams	1	23	23.0	23	0
<b>Oilers</b>	<b>77</b>	<b>1699</b>	<b>21.7</b>	<b>69</b>	<b>0</b>

FIELD GOALS	1-19	20-29	30-39	40-49	50+
<b>Oilers</b>	<b>5-6</b>	<b>1-1</b>	<b>4-7</b>	<b>3-7</b>	<b>0-2</b>

**Blanda:** (39G, 8G) (36N, 36B, 45G) (44B, 10G) ( ) (37G) (40N) (31G, 30G, 13G, 8G) ( ) ( ) (23N) (46N, 48N) (31B, 41G, 52N) (51N, 40G) ( )  
**Spikes:** ( ) ( ) ( ) ( ) (15G) (16N) ( ) ( ) ( ) ( ) ( ) ( )  
**Opponents:** records not available

**SACKS**  
 records not available  
**Oilers 22.0 Opponents 31.0**

**TACKLES (Solo-Assists-Total)**  
 records not available

### USUAL STARTING LINEUP

OFFENSE	
WR	Charles Frazier (28)
LT	Walt Suggs (76)
<b>LG</b>	<b>Bob Talamini (61)</b>
C	John Frongillo (55)
	Wayne Frazier (56)
RG	Sonny Bishop (66)
RT	Norm Evans (73)
TE	Willie Frazier (83)
<b>WR</b>	<b>Charlie Hennigan (87)</b>
QB	George Blanda (16)
<b>RB</b>	<b>Ode Burrell (25)</b>
FB	Charles Tolar (44)

DEFENSE	
LE	Gary Cutsinger (80)
LT	Bud McFadin (64)
	Scott Appleton (70)
RT	Ed Husmann (82)
RE	Don Floyd (75)
LLB	Johnny Baker (84)
	Bobby Maples (50)
MLB	Doug Cline (31)
RLB	Danny Brabham (85)
LCB	Tony Banfield (40)
RCB	W.K. Hicks (33)
SS	Jim Norton (43)
FS	Fred Glick (27)
	Bobby Jancik (23)

SPECIALISTS	
K	George Blanda (16)
P	Jim Norton (43)

**AFL All-Star Game**  
 All-AFL

**GM:** Carroll Martin; **Head Coach:** Hugh "Bones" Taylor  
**Asst. Coaches:** Sammy Baugh (off. backs), Lou Rymkus (OL), Walt Schlinkman (defense), Joe Spencer (DL)

### AMERICAN FOOTBALL LEAGUE STANDINGS

EASTERN DIVISION	W	L	T	Pct
Buffalo	10	3	1	.769
N.Y. Jets	5	8	1	.385
Boston Patriots	4	8	2	.333
<b>Houston</b>	<b>4</b>	<b>10</b>	<b>0</b>	<b>.286</b>

WESTERN DIVISION	W	L	T	Pct
San Diego	9	2	3	.818
Oakland	8	5	1	.615
Kansas City	7	5	2	.583
Denver	4	10	0	.286

**AFL CHAMPIONSHIP**  
 Buffalo 23, SAN DIEGO 0

# 1964 SEASON (4-10 REGULAR SEASON, 0-0 PLAYOFFS) · 4TH PLACE AFL EAST

DATE	OPPONENT	SCORE	W/L	ATT
Sep. 12	at San Diego	21-27	L	22,632
Sep. 19	OAKLAND	42-28	W	26,482
Sep. 27	at Denver	38-17	W	22,651
Oct. 4	at Kansas City	7-28	L	22,727
Oct. 11	BUFFALO	17-48	L	26,218
Oct. 17	at New York	21-24	L	32,840
Oct. 25	SAN DIEGO	17-20	L	21,671
Nov. 1	at Buffalo	10-24	L	40,119
Nov. 6	at Boston	24-25	L	28,161
Nov. 15	at Oakland	10-20	L	16,375
Nov. 22	KANSAS CITY	19-28	L	17,782
Nov. 29	BOSTON	17-34	L	17,560
Dec. 13	NEW YORK	33-17	W	16,225
Dec. 20	DENVER	34-15	W	15,839

	TITANS	OPP
<b>Total First Downs</b>	<b>284</b>	<b>274</b>
Rushing	80	102
Passing	186	155
Penalty	18	17
3rd Down: Made/Att	--	--
4th Down: Made/Att	--	--
Possession Avg.	--	--
<b>Total Net Yards</b>	<b>4874</b>	<b>--</b>
Avg. Per Game	348.1	--
Total Plays	942	--
Avg. Per Play	5.2	--
<b>Net Yards Rushing</b>	<b>1347</b>	<b>--</b>
Avg. Per Game	96.2	--
Total Rushes	327	--
<b>Net Yards Passing</b>	<b>3527</b>	<b>--</b>
Avg. Per Game	251.9	--
Sacked/Yards Lost	23/207	--
Gross Yards	3734	--
Att./Comp.	592/299	--
Completion Pct.	50.5	--
Had Intercepted	29	--
<b>Punts/Average</b>	<b>55/41.2</b>	<b>--</b>
<b>Net Punting Avg.</b>	<b>55/35.9</b>	<b>--</b>
<b>Penalties/Yards</b>	<b>70/683</b>	<b>--</b>
<b>Fumbles/Ball Lost</b>	<b>24/15</b>	<b>--</b>
<b>Touchdowns</b>	<b>39</b>	<b>--</b>
Rushing	14	--
Passing	19	--
Returns	6	--

BY PERIODS	1	2	3	4	OT	PTS
Oilers	96	80	73	61	0	310
Opponents	73	130	62	90	0	355

SCORING	TD	RU	PA	RT	PAT	FG	S	TP
Blanda	0	0	0	0	37/38	13/29	0	76
Hennigan	8	0	8	0			0	48
Blanks	7	6	1	0			0	42
Dewveall	4	0	4	0			0	24
Tolar	4	4	0	0			0	24
Jackson TM	3	3	0	0			0	18
W. Frazier	2	0	2	0			0	12
McLeod	2	0	2	0			0	12
Baker	1	0	0	1			0	6
Burrell	1	0	0	1			0	6
Craig	1	0	1	0			0	6
Floyd	1	0	0	1			0	6
C. Frazier	1	0	1	0			0	6
Hoffman	1	1	0	0			0	6
Jancik	1	0	0	1			0	6
Jaquess	1	0	0	1			0	6
Nelson	1	0	0	1			0	6
<b>Oilers</b>	<b>39</b>	<b>14</b>	<b>19</b>	<b>6</b>	<b>37/38</b>	<b>13/29</b>	<b>0</b>	<b>310</b>
<b>Opponents</b>	<b>45</b>	<b>18</b>	<b>24</b>	<b>3</b>	<b>--</b>	<b>--</b>	<b>0</b>	<b>355</b>

2-Pt Conversions: Oilers 0-1, Opponents 0-0

RUSHING	No	Yds	Avg	Lg	TD
Blanks	145	756	5.2	91t	6
Tolar	139	515	3.7	40t	4
Trull	12	42	3.5	15	0
Smith	8	16	2.0	8	0
Jackson TM	8	11	1.4	5	3
Burrell	8	10	1.3	5	0
Hoffman	2	3	1.5	2	1
Blanda	4	-2	-0.5	6	0
C. Frazier	1	-4	-4.0	-4	0
<b>Oilers</b>	<b>327</b>	<b>1347</b>	<b>4.1</b>	<b>91t</b>	<b>14</b>

PASSING	Att	Cmp	Pct	Yards	Yds/Att	TD	Int	Lg	Sk/Yds	Rating
Blanda	505	262	51.9	3287	6.51	17	27	80t	--	61.4
Trull	86	36	41.9	439	5.10	1	2	36	--	52.4
Blanks	1	1	1.00	8	8.00	1	0	8t	--	139.6
<b>Oilers</b>	<b>592</b>	<b>299</b>	<b>50.5</b>	<b>3734</b>	<b>6.31</b>	<b>19</b>	<b>29</b>	<b>80t</b>	<b>23/207</b>	<b>60.7</b>

RECEIVING	No	Yds	Avg	Lg	TD
Hennigan	101	1546	15.3	53t	8
Blanks	56	497	8.9	45	1
Dewveall	38	552	15.5	60t	4
Tolar	35	244	7.0	52	0
C. Frazier	29	404	13.9	46	1
W. Frazier	11	227	20.6	80t	2
McLeod	8	81	10.1	20	2
Smith	7	38	5.4	15	0
Burrell	5	73	14.6	36	0
Craig	4	46	11.5	25	1
Baker	2	18	9.0	10	0
Jancik	1	14	14.0	14	0
Hoffman	1	1	1.0	1	0
Bishop	1	0	0.0	0	0
Blanda	0	-7	--	-7	0
<b>Oilers</b>	<b>299</b>	<b>3734</b>	<b>12.5</b>	<b>80t</b>	<b>19</b>

INTERCEPTIONS	No	Yds	Avg	Lg	TD
Jaquess	8	141	17.6	98t	1
Hicks	5	89	17.8	62	0
Glick	5	54	10.8	27	0
Jancik	3	16	5.3	16	0
Norton	2	31	15.5	31	0
Odum	2	22	11.0	22	0
Appleton	2	11	5.5	11	0
Nelson	1	45	45.0	45t	1
Baker	1	17	17.0	17t	1
Rieves	1	3	3.0	3	0
Floyd	0	8	--	8	0
<b>Oilers</b>	<b>30</b>	<b>437</b>	<b>14.6</b>	<b>98t</b>	<b>3</b>

PUNTING	No	Yds	Avg	Net	TB	In	Lg	B
Norton	55	2267	41.2	41.2	0	0	79	2
<b>Oilers</b>	<b>55</b>	<b>2267</b>	<b>41.2</b>	<b>35.9</b>	<b>0</b>	<b>0</b>	<b>79</b>	<b>2</b>

PUNT RETURNS	No	FC	Yds	Avg	Lg	TD
Jancik	12	0	220	18.3	82t	1
Glick	6	0	32	5.3	12	0
Burrell	1	0	0	0.0	0	0
<b>Oilers</b>	<b>19</b>	<b>0</b>	<b>252</b>	<b>13.3</b>	<b>82t</b>	<b>1</b>

KICKOFF RETURNS	No	Yds	Avg	Lg	TD
Jancik	21	488	23.2	42	0
Burrell	17	449	26.4	93t	1
Nelson	13	304	23.4	47	0
Blanks	9	207	23.0	32	0
Hoffman	2	52	26.0	30	0
Jackson TM	2	32	16.0	18	0
W. Frazier	1	0	0.0	0	0
Click	1	27	27.0	27	0
<b>Oilers</b>	<b>66</b>	<b>1559</b>	<b>23.6</b>	<b>93t</b>	<b>1</b>

FIELD GOALS	1-19	20-29	30-39	40-49	50+
<b>Oilers</b>	<b>3/4</b>	<b>3/7</b>	<b>3/4</b>	<b>4/12</b>	<b>0/2</b>

**Blanda:** (45B) () (43G) () (16N, 47G) () (26N, 27N, 36G) (49N, 50N, 37N, 49G) (46N, 23N, 10G) (49N, 21N, 40B, 11G) (21G, 31G) (49N, 41N, 49G) (49N, 20G, 31G) (51N, 26G, 18G)  
**Opponents:** records not available

SACKS
records not available
<b>Oilers 25.0 Opponents 23.0</b>

TACKLES (Solo-Assists-Total)
records not available

### USUAL STARTING LINEUP

OFFENSE	
WR	Charles Frazier (28)
LT	Walt Suggs (76)
<b>LG</b>	<b>Bob Talamini (61)</b>
C	Tom Goode (68)
RG	John Wittenborn (67)
RT	Sonny Bishop (66)
TE	Willard Dewveall (88)
	Willie Frazier (83)
<b>WR</b>	<b>Charlie Hennigan (87)</b>
QB	George Blanda (16)
<b>RB</b>	<b>Sid Blanks (42)</b>
FB	Charles Tolar (44)

DEFENSE	
LE	Scott Appleton (70)
LT	Bud McFadin (64)
RT	Ed Husmann (82)
	Scott Appleton (70)
RE	Don Floyd (75)
LLB	Danny Brabham (85)
MLB	Doug Cline (31)
	Larry Onesti (45)
RLB	Johnny Baker (84)
<b>LCB</b>	<b>Pete Jaquess (47)</b>
RCB	Bobby Jancik (23)
SS	W.K. Hicks (33)
<b>FS</b>	<b>Fred Glick (27)</b>

SPECIALISTS	
K	George Blanda (16)
P	Jim Norton (43)

**AFL All-Star Game**  
**All-AFL**

**GM:** Carroll Martin; **Head Coach:** Sammy Baugh  
**Asst. Coaches:** W.F. "Red" Konkright (ends), Joe Spencer (DL), John Steber (OL), Hugh "Bones" Taylor (DB)

### AMERICAN FOOTBALL LEAGUE STANDINGS

EASTERN DIVISION				
W	L	T	Pct	
Buffalo	12	2	0	.857
Boston Patriots	10	3	1	.769
N.Y. Jets	5	8	1	.385
<b>Houston</b>	<b>4</b>	<b>10</b>	<b>0</b>	<b>.286</b>

WESTERN DIVISION				
W	L	T	Pct	
San Diego	8	5	1	.615
Kansas City	7	7	0	.500
Oakland	5	7	2	.417
Denver	2	11	1	.154

**AFL CHAMPIONSHIP**  
 BUFFALO 20, San Diego 7



# 1963 SEASON (6-8 REGULAR SEASON, 0-0 PLAYOFFS) • 3RD PLACE AFL EAST

DATE	OPPONENT	SCORE	W/L	ATT	RUSHING	No	Yds	Avg	Lg	TD
Sep. 7	OAKLAND	13-24	L	24,749	Tolar	194	659	3.4	33	3
Sep. 14	DENVER	20-14	W	22,855	Tobin	75	271	3.6	32	4
Sep. 22	at New York	17-24	L	9,336	Smith	50	202	4.0	16	3
Sep. 28	at Buffalo	31-20	W	32,340	Cannon	13	45	3.5	12	0
Oct. 6	at Kansas City	7-28	L	27,801	Dickinson LG	6	32	5.3	13	1
Oct. 13	at Denver	33-24	W	24,087	Dickinson TM	1	1	1.0	1t	1
Oct. 20	BUFFALO	28-14	W	23,948	Norton	1	15	15.0	15	0
Oct. 27	KANSAS CITY	28-7	W	26,331	Lee	2	9	4.5	8	0
Nov. 1	at Boston	3-45	L	31,185	Babb	1	7	7.0	7	0
Nov. 10	NEW YORK	31-27	W	23,615	Blanda	4	1	0.3	7	0
Dec. 1	at San Diego	0-27	L	31,713	<b>Oilers</b>	<b>341</b>	<b>1210</b>	<b>3.5</b>	<b>33</b>	<b>11</b>
Dec. 8	BOSTON	28-46	L	23,462	<b>RECEIVING</b>	<b>No</b>	<b>Yds</b>	<b>Avg</b>	<b>Lg</b>	<b>TD</b>
Dec. 15	SAN DIEGO	14-20	L	18,540	Hennigan	61	1051	17.2	68	10
Dec. 22	at Oakland	49-52	L	17,401	Dewveall	58	752	13.0	35	7

	TITANS	OPP
<b>Total First Downs</b>	<b>254</b>	<b>256</b>
Rushing	68	117
Passing	169	121
Penalty	17	18
3rd Down: Made/Att	--	--
4th Down: Made/Att	--	--
<b>Possession Avg.</b>	<b>--</b>	<b>--</b>
<b>Total Net Yards</b>	<b>4432</b>	<b>--</b>
Avg. Per Game	316.6	--
Total Plays	870	--
Avg. Per Play	5.1	--
<b>Net Yards Rushing</b>	<b>1210</b>	<b>--</b>
Avg. Per Game	86.4	--
Total Rushes	341	--
<b>Net Yards Passing</b>	<b>3222</b>	<b>--</b>
Avg. Per Game	230.1	--
Sacked/Yards Lost	28/256	--
Gross Yards	3478	--
Att./Comp.	501/261	--
Completion Pct.	52.1	--
Had Intercepted	33	--
<b>Punts/Average</b>	<b>65/43.0</b>	<b>--</b>
<b>Net Punting Avg.</b>	<b>65/43.0</b>	<b>--</b>
<b>Penalties/Yards</b>	<b>58/565</b>	<b>--</b>
<b>Fumbles/Ball Lost</b>	<b>35/24</b>	<b>--</b>
<b>Touchdowns</b>	<b>39</b>	<b>--</b>
Rushing	11	--
Passing	26	--
Returns	2	--

BY PERIODS	1	2	3	4	OT	PTS
Oilers	72	102	72	56	0	302
Opponents	79	138	61	94	0	372

SCORING	TD	RU	PA	RT	PAT	FG	S	TP
Blanda	0	0	0	0	39/39	9/24	0	66
Hennigan	10	0	10	0			0	60
Dewveall	7	0	7	0			0	42
McLeod	5	0	5	0			0	30
Smith	5	3	2	0			0	30
Tobin	5	4	1	0			0	30
Tolar	3	3	0	0			0	18
Dickinson LG	1	1	0	0			0	6
Dickinson TM	1	1	0	0			0	6
Frazier	1	0	1	0			0	6
Glick	1	0	0	1			0	6
Johnston	1	0	0	1			0	6
<b>Oilers</b>	<b>39</b>	<b>11</b>	<b>26</b>	<b>2</b>	<b>39/39</b>	<b>9/24</b>	<b>1</b>	<b>302</b>
<b>Opponents</b>	<b>47</b>	<b>12</b>	<b>24</b>	<b>11</b>	<b>--</b>	<b>--</b>	<b>1</b>	<b>372</b>

2-Pt Conversions: Oilers 0-0, Opponents 0-0

PASSING	Att	Cmp	Pct	Yards	Yds/Att	TD	Int	Lg	Sk/Yds	Rating
Blanda	423	224	53.0	3003	7.10	24	25	80t	--	70.1
Lee	75	37	49.3	475	6.33	2	8	38	--	38.9
Smith	2	0	0.0	0	0.0	0	0	0	--	39.6
Cannon	1	0	0.0	0	0.0	0	0	0	--	39.6
<b>Oilers</b>	<b>501</b>	<b>261</b>	<b>52.1</b>	<b>3478</b>	<b>6.94</b>	<b>26</b>	<b>33</b>	<b>80t</b>	<b>28/256</b>	<b>64.3</b>

RUSHING	No	Yds	Avg	Lg	TD
Tolar	194	659	3.4	33	3
Tobin	75	271	3.6	32	4
Smith	50	202	4.0	16	3
Cannon	13	45	3.5	12	0
Dickinson LG	6	32	5.3	13	1
Dickinson TM	1	1	1.0	1t	1
Norton	1	15	15.0	15	0
Lee	2	9	4.5	8	0
Babb	1	7	7.0	7	0
Blanda	4	1	0.3	7	0
<b>Oilers</b>	<b>341</b>	<b>1210</b>	<b>3.5</b>	<b>33</b>	<b>11</b>

RECEIVING	No	Yds	Avg	Lg	TD
Hennigan	61	1051	17.2	68	10
Dewveall	58	752	13.0	35	7
Tolar	41	275	6.7	33	0
McLeod	33	530	16.1	38	5
Smith	24	270	11.3	36	2
Frazier	16	279	17.4	80t	1
Tobin	13	173	13.3	33t	1
Dickinson LG	6	57	9.5	18	0
Dickinson TM	5	48	9.6	18	0
Kerbow	5	61	12.2	30	0
Cannon	5	39	7.8	12	0
<b>Oilers</b>	<b>261</b>	<b>3478</b>	<b>13.3</b>	<b>80t</b>	<b>26</b>

INTERCEPTIONS	No	Yds	Avg	Lg	TD
Glick	12	180	15.0	45	1
Banfield	7	21	3.0	14	0
Norton	6	86	14.3	37	0
Jancik	3	31	10.3	19	0
Cline	3	16	5.3	9	0
Babb	2	24	12.0	18	0
Johnston	1	90	90.0	90t	1
Dukes	1	4	4.0	4	0
Brabham	1	1	1.0	1	0
<b>Oilers</b>	<b>36</b>	<b>453</b>	<b>12.6</b>	<b>90t</b>	<b>2</b>

PUNTING	No	Yds	Avg	Net	TB	In	Lg	B
Norton	65	2792	43.0	43.0	0	0	68	0
<b>Oilers</b>	<b>65</b>	<b>2792</b>	<b>43.0</b>	<b>43.0</b>	<b>0</b>	<b>0</b>	<b>68</b>	<b>0</b>

PUNT RETURNS	No	FC	Yds	Avg	Lg	TD
Glick	19	0	171	9.0	22	0
Jancik	13	0	145	11.2	56	0
<b>Oilers</b>	<b>32</b>	<b>0</b>	<b>316</b>	<b>9.9</b>	<b>56</b>	<b>0</b>

KICKOFF RETURNS	No	Yds	Avg	Lg	TD
Jancik	45	1317	29.3	53	0
Glick	20	451	22.6	43	0
Cannon	2	39	19.5	20	0
Michael	1	3	3.0	3	0
Tobin	1	10	10.0	10	0
Tolar	1	4	4.0	4	0
<b>Oilers</b>	<b>70</b>	<b>1824</b>	<b>26.1</b>	<b>53</b>	<b>0</b>

FIELD GOALS	1-19	20-29	30-39	40-49	50+
<b>Oilers</b>	<b>1/2</b>	<b>1/3</b>	<b>4/8</b>	<b>3/8</b>	<b>0/3</b>

**Blanda:** (30G, 46G, 32N, 42N) (18G, 48G, 52N, 51N, 28N, 52N) (44N, 37G) (28G) (37N) (38G, 48B, 12N) () (26N) (46G) (47N, 32G) (48B, 37N) () (35N) ()

**Opponents:** records not available

**SACKS**  
records not available

**TACKLES (Solo-Assists-Total)**  
records not available

### USUAL STARTING LINEUP

**OFFENSE**

WR Willard Dewveall (88)  
 LT Walt Suggs (76)  
**LG Bob Talamini (61)**  
**C Bob Schmidt (52)**  
 RG Hogan Wharton (63)  
**RT Rich Michael (77)**  
 TE Bob McLeod (81)  
**WR Charlie Hennigan (87)**  
**QB George Blanda (16)**  
 RB Billy Cannon (20)  
 FB Charles Tolar (44)

**DEFENSE**

LE Gary Cutsinger (80)  
 LT Dudley Meredith (74)  
**RT Ed Husmann (82)**  
 RE Don Floyd (75)  
 LLB Doug Cline (31)  
 MLB Gene Babb (33)  
 RLB Mike Dukes (30)  
**LCB Tony Banfield (40)**  
 RCB Bobby Jancik (23)  
**SS Jim Norton (43)**  
**FS Fred Glick (27)**

**SPECIALISTS**

**K George Blanda (16)**  
**P Jim Norton (43)**

**AFL All-Star Game**  
All-AFL

**GM/Head Coach:** Frank "Pop" Ivy  
**Asst. Coaches:** Neill Armstrong (defense), W.F. "Red" Conkright (ends), Walt Schlinkman (offense), Joe Spencer (line)

### AMERICAN FOOTBALL LEAGUE STANDINGS

EASTERN DIVISION	W	L	T	Pct
Boston	7	6	1	.538
Buffalo	7	6	1	.538
<b>Houston</b>	<b>6</b>	<b>8</b>	<b>0</b>	<b>.429</b>
N.Y. Jets	5	8	1	.385

WESTERN DIVISION	W	L	T	Pct
San Diego	11	3	0	.786
Oakland	10	4	0	.714
Kansas City	5	7	2	.417
Denver	2	11	1	.154

**EASTERN DIVISION PLAYOFF**  
 Boston Patriots 26, BUFFALO 8

**AFL CHAMPIONSHIP**  
 SAN DIEGO 51, Boston Patriots 10

# 1962 SEASON (II-3 REGULAR SEASON, 0-1 PLAYOFFS) · 1ST PLACE AFL EAST

DATE	OPPONENT	SCORE	W/L	ATT
Sep. 9	at Buffalo	28-23	W	31,236
Sep. 16	at Boston	21-34	L	32,276
Sep. 23	at San Diego	42-17	W	28,061
Oct. 7	BUFFALO	17-14	W	26,350
Oct. 14	NEW YORK	56-17	W	20,650
Oct. 21	at Denver	10-20	L	34,496
Oct. 28	DALLAS	7-31	L	31,750
Nov. 4	at Dallas	14-6	W	29,017
Nov. 11	at Oakland	28-20	W	11,000
Nov. 18	BOSTON	21-17	W	35,250
Nov. 25	SAN DIEGO	33-27	W	28,235
Dec. 2	DENVER	34-17	W	30,650
Dec. 9	OAKLAND	32-17	W	27,400
Dec. 15	at New York	44-10	W	8,167
<b>Dec. 23</b>	<b>DALLAS</b>	<b>17-20*</b>	<b>L</b>	<b>37,981</b>

\* Overtime

	TITANS	OPP
<b>Total First Downs</b>	<b>266</b>	<b>217</b>
Rushing	95	75
Passing	157	126
Penalty	14	16
3rd Down: Made/Att	--	--
4th Down: Made/Att	--	--
<b>Possession Avg.</b>	<b>--</b>	<b>--</b>
<b>Total Net Yards</b>	<b>4971</b>	<b>--</b>
Avg. Per Game	355.1	--
Total Plays	943	--
Avg. Per Play	5.3	--
<b>Net Yards Rushing</b>	<b>1742</b>	<b>--</b>
Avg. Per Game	124.4	--
Total Rushes	457	--
<b>Net Yards Passing</b>	<b>3229</b>	<b>--</b>
Avg. Per Game	230.6	--
Sacked/Yards Lost	11/94	--
Gross Yards	3323	--
Att./Comp.	475/227	--
Completion Pct.	47.8	--
Had Intercepted	48	--
<b>Punts/Average</b>	<b>56/41.0</b>	<b>--</b>
<b>Net Punting Avg.</b>	<b>56/41.0</b>	<b>--</b>
<b>Penalties/Yards</b>	<b>63/633</b>	<b>--</b>
<b>Fumbles/Ball Lost</b>	<b>17/9</b>	<b>--</b>
<b>Touchdowns</b>	<b>50</b>	<b>--</b>
Rushing	15	--
Passing	32	--
Returns	3	--

BY PERIODS	1	2	3	4	OT	PTS
Oilers	93	119	98	77	0	387
Opponents	79	87	47	57	0	270

SCORING	TD	RU	PA	RT	PAT	FG	S	TP
Blanda	0	0	0	0	48/49	11/26	0	81
Cannon	13	7	6	0			0	80
Hennigan	8	0	8	0			0	48
Tolar	8	7	1	0			0	48
McLeod	6	0	6	0			0	36
Dewveall	5	0	5	0			0	30
Groman	3	0	3	0			0	18
Smith	3	1	2	0			0	18
Babb	1	0	0	1			0	6
Banfield	1	0	0	1			0	6
Floyd	1	0	0	1			0	6
Frazier	1	0	1	0			0	6
<b>Oilers</b>	<b>50</b>	<b>15</b>	<b>32</b>	<b>3</b>	<b>48/49</b>	<b>11/26</b>	<b>2</b>	<b>387</b>
<b>Opponents</b>	<b>33</b>	<b>10</b>	<b>18</b>	<b>5</b>	<b>N/A</b>	<b>N/A</b>	<b>0</b>	<b>270</b>

2-Pt Conversions: Oilers 0-0, Opponents 0-0

PASSING	Att	Cmp	Pct	Yards	Yds/Att	TD	Int	Lg	Sk/Yds	Rating
Blanda	418	197	47.1	2810	6.72	27	42	78t	--	51.3
Lee	50	26	52.0	433	8.66	4	5	98t	--	68.6
Cannon	3	2	66.7	46	15.33	1	0	40t	--	149.3
Smith	3	2	66.7	34	11.33	0	0	19	--	104.9
Tolar	1	0	0.0	0	0.0	0	0	0	--	0.0
<b>Oilers</b>	<b>475</b>	<b>227</b>	<b>47.8</b>	<b>3323</b>	<b>7.00</b>	<b>32</b>	<b>48</b>	<b>98t</b>	<b>11/94</b>	<b>53.9</b>

RUSHING	No	Yds	Avg	Lg	TD
Tolar	244	1012	4.1	25	7
Cannon	147	474	3.2	64t	7
Smith	56	249	4.4	41	1
Blanda	3	6	2.0	10	0
Lee	4	1	0.3	4	0
Babb	3	0	0.0	2	0
<b>Oilers</b>	<b>457</b>	<b>1742</b>	<b>3.8</b>	<b>64t</b>	<b>15</b>

RECEIVING	No	Yds	Avg	Lg	TD
Hennigan	54	867	16.1	78t	8
McLeod	33	578	17.5	55t	6
Dewveall	33	576	17.5	98t	5
Cannon	32	451	14.1	60t	6
Tolar	30	251	8.4	35t	1
Groman	21	328	15.6	54t	3
Smith	17	117	6.9	29	2
Frazier	7	155	22.1	73t	1
<b>Oilers</b>	<b>227</b>	<b>3323</b>	<b>14.6</b>	<b>98t</b>	<b>32</b>

INTERCEPTIONS	No	Yds	Avg	Lg	TD
Norton	8	75	9.4	36	0
Banfield	6	17	2.8	11	0
Floyd	4	50	12.5	28t	1
Johnston	4	31	7.8	27	0
Glick	3	53	17.7	31	0
Jancik	2	33	16.5	33	0
Babb	2	31	15.5	31t	0
Cline	2	14	7.0	14	0
Dukes	2	11	5.5	6	0
Suci	1	22	22.0	22	0
Cutsinger	1	3	3.0	3	0
<b>Oilers</b>	<b>35</b>	<b>340</b>	<b>9.7</b>	<b>36</b>	<b>2</b>

PUNTING	No	Yds	Avg	Net	TB	In	Lg	B
Norton	56	2298	41.0	41.0	0	0	64	1
<b>Oilers</b>	<b>56</b>	<b>2298</b>	<b>41.0</b>	<b>41.0</b>	<b>0</b>	<b>0</b>	<b>64</b>	<b>1</b>

PUNT RETURNS	No	FC	Yds	Avg	Lg	TD
Jancik	14	0	116	8.3	21	0
Click	12	0	79	6.6	17	0
Banfield	2	0	71	35.5	50t	1
<b>Oilers</b>	<b>28</b>	<b>0</b>	<b>266</b>	<b>9.5</b>	<b>50t</b>	<b>1</b>

KICKOFF RETURNS	No	Yds	Avg	Lg	TD
Jancik	24	726	30.3	61	0
Cannon	18	442	24.6	38	0
Smith	2	37	18.5	23	0
Tolar	2	18	9.0	18	0
Glick	1	22	22.0	22	0
McLeod	1	0	0.0	0	0
<b>Oilers</b>	<b>48</b>	<b>1245</b>	<b>25.9</b>	<b>61</b>	<b>0</b>

FIELD GOALS	1-19	20-29	30-39	40-49	50+
<b>Oilers</b>	<b>5/7</b>	<b>2/4</b>	<b>2/4</b>	<b>1/7</b>	<b>1/4</b>

**Blanda:** (29N, 45N, 48N) (51N, 10N) (47N) (N, 16G, 37N) (47N) (18G) () (34N, 47B) (50N) () (50N, 42G, 22G, 39G, 26N) (16G, 20G) (54G, 14G, 11G) (30G, 46N)  
**Opponents:** records not available

SACKS
<b>Opponents 11.0</b>

TACKLES (Solo-Assists-Total)
records not available

### USUAL STARTING LINEUP

- OFFENSE**
- WR** Willard Dewveall (88)
  - LT** Al Jamison (70)
  - LG** Bob Talamini (61)
  - C** Bob Schmidt (52)
  - RG** Hogan Wharton (63)
  - RT** Rich Michael (77)
  - TE** Bob McLeod (81)
  - WR** Charlie Hennigan (87)
  - QB** George Blanda (16)
  - RB** Billy Cannon (20)
  - FB** Charles Tolar (44)

- DEFENSE**
- LE** Gary Cutsinger (80)
  - LT** Ed Culpepper (78)
  - RT** Ed Husmann (82)
  - RE** Don Floyd (75)
  - LLB** Doug Cline (31)
  - MLB** Gene Babb (33)
  - RLB** Mike Dukes (30)
  - LCB** Tony Banfield (40)
  - RCB** Mark Johnston (41)
  - Bobby Jancik (23)
  - SS** Jim Norton (43)
  - FS** Fred Glick (27)

- SPECIALISTS**
- K** George Blanda (16)
  - P** Jim Norton (43)

**AFL All-Star Game**  
 All-AFL

**GM:** Don Suman; **Head Coach:** Frank "Pop" Ivy  
**Asst. Coaches:** Neill Armstrong (defense), Walt Schlinkman (offense), Joe Spencer (line)

### AMERICAN FOOTBALL LEAGUE STANDINGS

EASTERN DIVISION	W	L	T	Pct
Houston	11	3	0	.786
Boston	9	4	1	.692
Buffalo	7	6	1	.538
N.Y. Titans	5	9	0	.357

WESTERN DIVISION	W	L	T	Pct
Dallas	11	3	0	.786
Denver	7	7	0	.500
San Diego	4	10	0	.286
Oakland	1	13	0	.071

**AFL CHAMPIONSHIP**  
 Dallas Texans 20, HOUSTON 17 (OT)

# 1961 SEASON (10-3-1 REGULAR SEASON, 1-0 PLAYOFFS) • 1ST PLACE AFL EAST

DATE	OPPONENT	SCORE	W/L	ATT
Sep. 9	OAKLAND	55-0	W	16,231
Sep. 24	at San Diego	24-34	L	29,210
Oct. 1	at Dallas	21-26	L	28,000
Oct. 8	BUFFALO	12-22	L	22,761
Oct. 13	at Boston	31-31	T	15,070
Oct. 22	DALLAS	38-7	W	21,237
Oct. 29	at Buffalo	28-16	W	23,228
Nov. 5	at Denver	55-14	W	11,564
Nov. 12	BOSTON	27-15	W	35,649
Nov. 19	NEW YORK	49-13	W	33,428
Nov. 26	DENVER	45-14	W	27,864
Dec. 3	SAN DIEGO	33-13	W	37,845
Dec. 10	at New York	48-21	W	9,462
Dec. 17	at Oakland	47-16	W	4,821
Dec. 24	at San Diego	10-3	W	29,556

	TITANS	OPP
<b>Total First Downs</b>	<b>293</b>	<b>235</b>
Rushing	97	87
Passing	182	126
Penalty	14	22
3rd Down: Made/Att	--	--
4th Down: Made/Att	--	--
<b>Possession Avg.</b>	<b>--</b>	<b>--</b>
<b>Total Net Yards</b>	<b>6288</b>	<b>--</b>
Avg. Per Game	449.1	--
Total Plays	964	--
Avg. Per Play	6.5	--
<b>Net Yards Rushing</b>	<b>1896</b>	<b>--</b>
Avg. Per Game	135.4	--
Total Rushes	452	--
<b>Net Yards Passing</b>	<b>4392</b>	<b>--</b>
Avg. Per Game	313.7	--
Sacked/Yards Lost	14/176	--
Gross Yards	4568	--
Att./Comp.	498/254	--
<b>Completion Pct.</b>	<b>51.0</b>	<b>--</b>
Had Intercepted	29	--
<b>Punts/Average</b>	<b>56/39.1</b>	<b>--</b>
<b>Net Punting Avg.</b>	<b>56/39.1</b>	<b>--</b>
<b>Penalties/Yards</b>	<b>83/889</b>	<b>--</b>
<b>Fumbles/Ball Lost</b>	<b>19/11</b>	<b>--</b>
<b>Touchdowns</b>	<b>66</b>	<b>--</b>
Rushing	15	--
Passing	48	--
Returns	3	--

BY PERIODS	1	2	3	4	OT	PTS
Oilers	85	180	92	156	0	513
Opponents	44	76	48	74	0	242

SCORING	TD	RU	PA	RT	PAT	FG	S	TP
Blanda	0	0	0	0	64/65	16/29	0	112
Groman	18	1	17	0	0	0	0	108
Cannon	15	6	9	0	0	0	0	90
Hennigan	12	0	12	0	0	0	0	72
Tolar	5	4	1	0	0	0	0	30
Dewveall	3	0	3	0	0	0	0	18
King	3	2	1	0	0	0	0	18
Smith	3	2	1	0	0	0	0	18
Cline	2	0	0	2	0	0	1	14
McLeod	2	0	2	0	0	0	0	12
Hall	1	0	1	0	0	0	0	6
Johnston	1	0	0	1	0	0	0	6
White	1	0	1	0	0	0	0	6
Milstead	0	0	0	0	1/1	0/0	0	1
Oilers	66	15	48	3	65/66	16/29	2	513
Opponents	33	17	13	3	0/0	0/0	0	242

2-Pt Conversions: Oilers 0-0, Opponents 0-0

RUSHING	No	Yds	Avg	Lg	TD
Cannon	200	948	4.7	61t	6
Tolar	157	577	3.7	28	4
Smith	60	258	4.3	21	2
King	12	50	4.2	17t	2
Lee	8	36	4.5	9	0
Hall	7	13	1.9	9	0
Blanda	7	12	1.7	7	0
Groman	1	2	2.0	2t	1
Oilers	452	1896	4.2	61t	15

PASSING	Att	Cmp	Pct	Yards	Yds/Att	TD	Int	Lg	Sk/Yds	Rating
Blanda	362	187	51.7	3330	9.20	36	22	80t	--	91.3
Lee	127	66	52.0	1205	9.49	12	6	80t	--	96.7
Cannon	5	0	0.0	0	0.0	0	1	0	--	0.0
Smith	2	1	50.0	33	16.50	0	0	33	--	95.8
Groman	1	0	0.0	0	0.0	0	0	0	--	39.6
Tolar	1	0	0.0	0	0.0	0	0	0	--	39.6
Oilers	498	254	51.0	4568	9.17	48	29	80t	14/176	90.7

RECEIVING	No	Yds	Avg	Lg	TD
Hennigan	82	1746	21.3	80t	12
Groman	50	1175	23.5	80t	17
Cannon	43	586	13.6	78t	9
Tolar	24	219	9.1	32	1
McLeod	14	172	12.3	18	2
White	13	238	18.3	49	1
Dewveall	12	200	16.7	66t	3
Smith	10	131	13.1	37	1
King	3	83	27.7	44t	1
Hall	1	20	20.0	20t	1
Spence	1	14	14.0	14	0
Blanda	1	-16	-16.0	-16	0
Oilers	254	4568	18.0	80t	48

INTERCEPTIONS	No	Yds	Avg	Lg	TD
Norton	9	150	16.7	36	0
Banfield	8	136	17.0	58	0
Johnston	4	59	14.8	27	0
Glick	4	28	7.0	11	0
Milstead	2	25	12.5	22	0
Morris	1	31	31.0	31	0
Laraway	1	30	30.0	30	0
Cline	1	24	24.0	24	0
Spence	1	23	23.0	23	0
Trask	1	17	17.0	17	0
Dukes	1	5	5.0	5	0
Oilers	33	528	16.0	58	0

PUNTING	No	Yds	Avg	Net	TB	In	Lg	B
Norton	48	1952	40.7	40.7	0	0	63	0
Hall	8	238	29.8	29.8	0	0	50	0
Oilers	56	2190	39.1	39.1	0	0	63	0

PUNT RETURNS	No	FC	Yds	Avg	Lg	TD
Cannon	9	0	70	7.8	20	0
King	7	0	32	4.6	10	0
Hall	2	0	1	0.5	1	0
Smith	1	0	15	15.0	15	0
Oilers	19	0	118	6.2	20	0

KICKOFF RETURNS	No	Yds	Avg	Lg	TD
Cannon	18	439	24.4	47	0
King	8	190	23.8	41	0
Hall	6	140	23.3	33	0
Dukes	4	57	14.3	23	0
Tolar	2	42	21.0	22	0
Cline	1	24	24.0	24	0
Laraway	1	22	22.0	22	0
McLeod	1	13	13.0	13	0
Smith	1	5	5.0	5	0
Wharton	1	8	8.0	8	0
Oilers	43	940	21.9	47	0

FIELD GOALS	1-19	20-29	30-39	40-49	50+
Oilers	6/7	6/8	1/2	1/6	2/6

**Blanda:** (27G, 14G) (28G) () (41N, 48N, 14G, 46N, 54N) (36N, 51N, 24G) (54N, 53G, 47N) (24N, 45N) (48G, 33G) (25G, 19G) (N) (9G) (55G, 23G, 27N) (16G, 27G, 51N) (12G)  
**Opponents:** records not available

**SACKS**  
 records not available

**TACKLES (Solo-Assists-Total)**  
 records not available

### USUAL STARTING LINEUP

OFFENSE	
WR	Bill Groman (89)
LT	Al Jamison (70)
LG	Bob Talamini (61)
C	Bob Schmidt (52)
RG	Hogan Wharton (63)
RT	Rich Michael (77)
TE	John White (86)
	Bob McLeod (81)
WR	Charlie Hennigan (87)
QB	George Blanda (16)
RB	Billy Cannon (20)
FB	Charles Tolar (44)
DEFENSE	
LE	Dalva Allen (80)
LT	Orville Trask (79)
RT	Ed Husmann (82)
RE	Don Floyd (75)
LLB	Doug Cline (31)
MLB	Dennit Morris (50)
RLB	Mike Dukes (30)
LCB	Tony Banfield (40)
RCB	Mark Johnston (41)
SS	Jim Norton (43)
FS	Fred Glick (27)

SPECIALISTS	
K	George Blanda (16)
P	Jim Norton (43)

**AFL All-Star Game**  
 All-AFL

**GM:** Don Suman; **Head Coach:** Lou Rymkus (five games), Wally Lemm (final nine games)  
**Asst. Coaches:** Walt Schlinkman (off. backs), Mac Speedie (ends), Joe Spencer (line), Fred Wallner (defense)

### AMERICAN FOOTBALL LEAGUE STANDINGS

EASTERN DIVISION				
W	L	T	Pct	
Houston	10	3	1	.769
Boston	9	4	1	.692
N.Y. Titans	7	7	0	.500
Buffalo	6	8	0	.429
WESTERN DIVISION				
W	L	T	Pct	
San Diego	12	2	0	.857
Dallas Texans	6	8	0	.429
Denver	3	11	0	.214
Oakland	2	12	0	.143

**AFL CHAMPIONSHIP**  
 Houston 10, SAN DIEGO 3

# 1960 SEASON (10-4 REGULAR SEASON, 1-0 PLAYOFFS) • 1ST PLACE AFL EAST

DATE	OPPONENT	SCORE	W/L	ATT
Sep. 11	at Oakland	37-22	W	12,703
Sep. 18	LOS ANGELES	38-28	W	20,156
Sep. 25	OAKLAND	13-14	L	16,421
Oct. 9	NEW YORK	27-21	W	16,151
Oct. 16	DALLAS	20-10	W	19,026
Oct. 23	at New York	42-28	W	21,000
Oct. 30	at Buffalo	24-25	L	23,001
Nov. 6	at Denver	45-25	W	14,489
Nov. 13	at Los Angeles	21-24	L	21,805
Nov. 20	DENVER	20-10	W	20,778
Nov. 25	at Boston	24-10	W	27,123
Dec. 4	at Dallas	0-24	L	20,000
Dec. 11	BUFFALO	31-23	W	25,247
Dec. 18	BOSTON	37-21	W	22,352
Jan. 1	LOS ANGELES	24-16	W	32,183

	TITANS	OPP
<b>Total First Downs</b>	<b>262</b>	<b>282</b>
Rushing	83	90
Passing	153	164
Penalty	26	28
3rd Down: Made/Att	--	--
4th Down: Made/Att	--	--
<b>Possession Avg.</b>	<b>--</b>	<b>--</b>
<b>Total Net Yards</b>	<b>4936</b>	<b>--</b>
Avg. Per Game	352.6	--
Total Plays	930	--
Avg. Per Play	5.3	--
<b>Net Yards Rushing</b>	<b>1733</b>	<b>--</b>
Avg. Per Game	123.8	--
Total Rushes	452	--
<b>Net Yards Passing</b>	<b>3203</b>	<b>--</b>
Avg. Per Game	228.8	--
Sacked/Yards Lost	22/168	--
Gross Yards	3371	--
Att./Comp.	456/218	--
Completion Pct.	47.8	--
Had Intercepted	28	--
<b>Punts/Average</b>	<b>72/35.8</b>	<b>--</b>
<b>Net Punting Avg.</b>	<b>72/35.8</b>	<b>--</b>
<b>Penalties/Yards</b>	<b>75/750</b>	<b>--</b>
<b>Fumbles/Ball Lost</b>	<b>36/17</b>	<b>--</b>
<b>Touchdowns</b>	<b>48</b>	<b>--</b>
Rushing	15	--
Passing	31	--
Returns	2	--

BY PERIODS	1	2	3	4	OT	PTS
Oilers	93	106	91	89	0	379
Opponents	64	94	72	55	0	285

SCORING	TD	RU	PA	RT	PAT	FG	S	TP
Blanda	4	4	0	0	46/47	15/33	0	115
Groman	12	0	12	0	0	0	0	72
Cannon	7	1	5	1	0	0	0	42
Smith	7	5	2	0	0	0	0	42
Hennigan	6	0	6	0	0	0	0	36
Carson	4	0	4	0	0	0	0	24
Tolar	3	3	0	0	0	0	0	18
Cline	2	2	0	0	0	0	0	12
Atchason LG	1	0	1	0	0	0	0	6
Atchason TM	1	0	1	0	0	0	0	6
Hall	1	0	0	1	0	0	0	6
Witcher	1	0	1	0	0	0	0	6
<b>Oilers</b>	<b>48</b>	<b>15</b>	<b>31</b>	<b>2</b>	<b>46/47</b>	<b>15/33</b>	<b>0</b>	<b>379</b>
<b>Opponents</b>	<b>36</b>	<b>6</b>	<b>28</b>	<b>2</b>	<b>0/0</b>	<b>0/0</b>	<b>0</b>	<b>285</b>

2-Pt Conversions: Oilers 0-0, Opponents 0-0

RUSHING	No	Yds	Avg	Lg	TD
Cannon	152	644	4.2	39	1
Smith	154	643	4.2	65	5
Tolar	54	179	3.3	40t	3
Hall	30	118	3.9	16	0
Cline	37	105	2.8	19	2
Blanda	16	16	1.0	9	4
Talamini	0	14	--	14	0
Lee	6	11	1.8	10	0
Milstead	3	3	1.0	7	0
<b>Oilers</b>	<b>452</b>	<b>1733</b>	<b>3.8</b>	<b>65</b>	<b>15</b>

PASSING	Att	Cmp	Pct	Yards	Yds/Att	TD	Int	Lg	Sk/Yds	Rating
Blanda	363	169	46.6	2413	6.65	24	22	75	0/0	65.4
Lee	77	41	53.2	842	10.94	5	6	92t	0/0	81.2
Milstead	7	4	57.1	43	6.14	0	0	30	0/0	75.3
Smith	5	3	60.0	70	14.00	1	0	31	0/0	143.8
Cannon	3	0	0.0	0	0.00	0	0	0	0/0	39.6
Groman	1	1	100.0	3	3.00	1	0	3t	0/0	118.8
<b>Oilers</b>	<b>456</b>	<b>218</b>	<b>47.8</b>	<b>3371</b>	<b>7.39</b>	<b>31</b>	<b>28</b>	<b>92t</b>	<b>22/168</b>	<b>69.8</b>

RECEIVING	No	Yds	Avg	Lg	TD
Groman	72	1473	20.5	92t	12
Carson	45	604	13.4	47	4
Hennigan	44	722	16.4	73t	6
Smith	22	216	9.8	40t	2
Cannon	15	187	12.5	53t	5
Tolar	7	71	10.1	21	0
Atchason LG	5	48	9.6	14	1
Atchason TM	3	26	8.7	12	1
Witcher	4	34	8.5	13	1
Cline	4	15	3.8	10	0
J. White	1	18	18.0	18	0
Norton	1	5	5.0	5	0
<b>Oilers</b>	<b>218</b>	<b>3371</b>	<b>15.5</b>	<b>92t</b>	<b>31</b>

INTERCEPTIONS	No	Yds	Avg	Lg	TD
Johnston	4	42	10.5	33	0
Morris	4	32	8.0	26	0
Spence	4	5	1.3	5	0
Gordon	3	45	15.0	20	0
Banfield	3	22	7.3	22	0
Dukes	2	34	17.0	29	0
Kendall	2	10	5.0	10	0
Allen	1	0	0.0	0	0
Norton	1	0	0.0	0	0
Witcher	1	0	0.0	0	0
<b>Oilers</b>	<b>25</b>	<b>190</b>	<b>7.6</b>	<b>33</b>	<b>0</b>

PUNTING	No	Yds	Avg	Net	TB	In	Lg	B
Milstead	66	2365	35.8	35.8	0	0	54	0
Hall	6	210	35.0	35.0	0	0	41	0
<b>Oilers</b>	<b>72</b>	<b>2575</b>	<b>35.8</b>	<b>35.8</b>	<b>0</b>	<b>0</b>	<b>54</b>	<b>0</b>

PUNT RETURNS	No	FC	Yds	Avg	Lg	TD
Hall	6	0	72	12.0	26	0
Tolar	5	0	40	8.0	15	0
Cannon	4	0	96	24.0	51	0
<b>Oilers</b>	<b>15</b>	<b>0</b>	<b>208</b>	<b>13.9</b>	<b>51</b>	<b>0</b>

KICKOFF RETURNS	No	Yds	Avg	Lg	TD
Hall	19	594	31.3	104t	1
Tolar	13	249	19.2	35	0
Cannon	8	266	33.3	88t	1
Dukes	4	58	14.5	20	0
Cline	3	42	14.0	16	0
Jamison	1	5	5.0	5	0
J. White	0	11	--	11	0
<b>Oilers</b>	<b>48</b>	<b>1225</b>	<b>25.5</b>	<b>104t</b>	<b>2</b>

FIELD GOALS	1-19	20-29	30-39	40-49	50+
Oilers	6/14	3/5	3/5	1/6	2/3

Blanda: (18G,) (13G) (36G, 17N, 10G, 28N) (N, N, N, N, 22G, 36G) (19G, 40N, 23G, 47N) (N) (50G) (45N, 44G, 40N) (52N) (40N) (35N, 20N, 32N, 16G) (18N) (53G) (32G, 26G, 10G)  
Opponents: records not available

**SACKS**  
records not available

**TACKLES (Solo-Assists-Total)**  
records not available

### USUAL STARTING LINEUP

**OFFENSE**

WR Bill Groman (89)  
LT Al Jamison (70)  
LG Bob Talamini (61)  
C George Belotti (57)  
Hugh Pitts (53)  
RG Hogan Wharton (63)  
RT Rich Michael (77)  
TE John Carson (82)  
John White (86)  
WR Charlie Hennigan (87)  
QB George Blanda (16)  
RB Billy Cannon (20)  
FB Dave Smith (32)

**DEFENSE**

LE Dalva Allen (80)  
LT Orville Trask (79)  
RT Jerry Helluin (72)  
George Shirkey (74)  
RE Don Floyd (75)  
LLB Doug Cline (31)  
MLB Dennit Morris (50)  
RLB Mike Dukes (30)  
LCB Jim Norton (43)  
RCB Mark Johnston (41)  
SS Bobby Gordon (47)  
Charles Kendall (34)  
FS Julian Spence (24)

**SPECIALISTS**

K George Blanda (16)  
P Charles Milstead (12)

All-AFL

GM: (none); Head Coach: Lou Rymkus  
Asst. Coaches: Wally Lemm, Walt Schlinkman, Mac Speedie, Fred Wallner

### AMERICAN FOOTBALL LEAGUE STANDINGS

EASTERN DIVISION				
W	L	T	Pct	
Houston	10	4	0	.714
N.Y. Titans	7	7	0	.500
Buffalo	5	8	1	.385
Boston	5	9	0	.357

WESTERN DIVISION				
W	L	T	Pct	
L.A. Chargers	10	4	0	.714
Dallas Texans	8	6	0	.571
Oakland	6	8	0	.429
Denver	4	9	1	.308

**AFL CHAMPIONSHIP**  
HOUSTON 24, L.A. Chargers 16



## ALL-TIME PRESEASON SUMMARY

OPPONENT	WON	LOST	TIED	OPPONENT	WON	LOST	TIED	OPPONENT	WON	LOST	TIED
Titans vs. Arizona	4	3	0	Titans vs. Green Bay	8	4	0	Titans vs. N.Y. Giants	2	3	0
Titans vs. Atlanta	6	5	0	Titans vs. Indianapolis	2	5	0	Titans vs. N.Y. Jets	8	7	0
Titans vs. Buffalo	10	3	0	Titans vs. Kansas City	3	12	0	Titans vs. Philadelphia	4	3	0
Titans vs. Carolina	1	2	0	Titans vs. Las Vegas	6	5	0	Titans vs. Pittsburgh	0	2	0
Titans vs. Chicago	8	6	0	Titans vs. L.A. Chargers	3	7	0	Titans vs. San Francisco	1	1	0
Titans vs. Cincinnati	1	1	0	Titans vs. L.A. Rams	8	4	0	Titans vs. Seattle	0	3	0
Titans vs. Cleveland	2	1	0	Titans vs. Miami	2	1	0	Titans vs. Tampa Bay	4	7	0
Titans vs. Dallas	13	21	0	Titans vs. Minnesota	2	7	0	Titans vs. Washington	3	5	0
Titans vs. Denver	5	5	0	Titans vs. New England	6	1	0	<b>TOTALS:</b>	<b>128</b>	<b>142</b>	<b>1</b>
Titans vs. Detroit	2	3	0	Titans vs. New Orleans	14	15	1				

## YEAR-BY-YEAR PRESEASON RESULTS

### 1960 (2-3)

SITE	OPPONENT	OILERS	OPP
Tulsa, Okla.	Dallas	10	27
Los Angeles	Los Angeles	13	22
Houston	Denver	42	3
Mobile, Ala.	N.Y. Titans	30	14
Dallas	Dallas	3	24

### 1961 (3-2)

SITE	OPPONENT	OILERS	OPP
San Diego	San Diego	14	27
Honolulu, Hawaii	Oakland	35	17
Honolulu, Hawaii	San Diego	28	42
Greenville, S.C.	N.Y. Titans	30	20
Mobile, Ala.	Denver	42	20

### 1962 (4-1)

SITE	OPPONENT	OILERS	OPP
Houston	N.Y. Titans	33	27
Atlanta	Denver	33	17
New Orleans	Boston	20	10
Mobile, Ala.	Buffalo	14	21
Miami	Dallas	34	31

### 1963 (3-2)

SITE	OPPONENT	OILERS	OPP
Denver	Denver	10	27
Shreveport, La.	N.Y. Jets	17	0
Lowell, Mass.	Boston	21	20
Houston	San Diego	3	21
Wichita, Kan.	Kansas City	23	17

### 1964 (1-4)

SITE	OPPONENT	OILERS	OPP
Boston	Boston	38	7
Little Rock, Ark.	San Diego	36	44
Houston	Denver	20	32
Las Vegas, Nev.	Oakland	20	34
Houston	Kansas City	17	27

### 1965 (5-0)

SITE	OPPONENT	OILERS	OPP
Alexandria, Va.	N.Y. Jets	21	16
Buffalo	Buffalo	29	7
Houston	Boston	27	6
San Antonio, Texas	Denver	25	3
Little Rock, Ark.	San Diego	13	10

### 1966 (1-3)

SITE	OPPONENT	OILERS	OPP
Houston	Oakland	26	17
Birmingham, Ala.	N.Y. Jets	10	16
Little Rock, Ark.	Buffalo	16	2
Kansas City	Kansas City	20	31

### 1967 (0-4)

SITE	OPPONENT	OILERS	OPP
Houston	Kansas City	9	34
Oakland	Oakland	7	24
Charlotte, N.C.	N.Y. Jets	7	13
Houston	Dallas	17	30

### 1968 (4-1)

SITE	OPPONENT	OILERS	OPP
Houston	Washington	9	3
Houston	N.Y. Jets	28	14
Houston	New Orleans	24	23
Tulsa, Okla.	Buffalo	37	7
Houston	Dallas	19	33

### 1969 (3-2)

SITE	OPPONENT	OILERS	OPP
Houston	Buffalo	24	7
Houston	Baltimore	29	33
Houston	Chicago	19	17
Houston	Dallas	11	14
New Orleans	New Orleans	30	14

### 1970 (2-4)

SITE	OPPONENT	OILERS	OPP
Houston	Chicago	13	23
Houston	New Orleans	10	19
Houston	Minnesota	7	14
Houston	Dallas	37	21
Los Angeles	Los Angeles	3	20
Miami	Philadelphia	27	7

### 1971 (4-3)

SITE	OPPONENT	OILERS	OPP
Canton, Ohio	Los Angeles	6	17
Houston	N.Y. Giants	35	6
St. Louis	St. Louis	14	16
Houston	Philadelphia	21	17
Houston	Dallas	20	28
Houston	Chicago	37	17
New Orleans	New Orleans	24	17

### 1972 (2-3-1)

SITE	OPPONENT	OILERS	OPP
Dallas	Dallas	24	25
Chicago	Chicago	17	20
Houston	Green Bay	20	3
Houston	St. Louis	33	24
Minnesota	Minnesota	14	26
Houston	New Orleans	14	14

### 1973 (2-4)

SITE	OPPONENT	OILERS	OPP
Houston	N.Y. Jets	13	16
Houston	Chicago	7	34
Green Bay	Green Bay	14	33
Houston	Dallas	27	24
Houston	Baltimore	20	9
New Orleans	New Orleans	10	16

### 1974 (3-3)

SITE	OPPONENT	OILERS	OPP
Houston	N.Y. Giants	16	7
Washington	Washington	48	3
Dallas	Dallas	13	19
Houston	Atlanta	6	10
Houston	Chicago	37	20
Houston	New Orleans	16	24

### 1975 (3-3)

SITE	OPPONENT	OILERS	OPP
New Orleans	New Orleans	13	7
Houston	Washington	24	13
Denver	Denver	21	27
Houston	Dallas	14	17
Houston	Baltimore	21	26
Chicago	Chicago	24	13

### 1976 (0-6)

SITE	OPPONENT	OILERS	OPP
Kansas City	Kansas City (OT)	3	9
Houston	New Orleans	10	13
Houston	N.Y. Giants	14	30
Houston	N.Y. Jets	24	27
Houston	Miami	6	10
Dallas	Dallas (OT)	20	26

### 1977 (2-4)

SITE	OPPONENT	OILERS	OPP
Oakland	Oakland	0	40
Houston	Baltimore	7	14
Houston	Chicago	10	14
Houston	San Francisco	17	3
Houston	Dallas	23	14
New Orleans	New Orleans	16	20

### 1978 (1-3)

SITE	OPPONENT	OILERS	OPP
Houston	Denver	12	17
Houston	Philadelphia	10	28
Dallas	Dallas	27	13
Houston	New Orleans	3	17

**PRESEASON RESULTS****1979 (1-3)**

SITE	OPPONENT	OILERS	OPP
Houston	N.Y. Jets	14	21
Houston	St. Louis	9	7
Dallas	Dallas	13	16
New Orleans	New Orleans	7	10

**1980 (2-2)**

SITE	OPPONENT	OILERS	OPP
Houston	Tampa Bay	7	21
Houston	New Orleans	20	17
Dallas	Dallas	13	20
Houston	Buffalo	24	7

**1981 (1-3)**

SITE	OPPONENT	OILERS	OPP
Houston	Philadelphia	13	10
New Orleans	New Orleans	7	27
Tampa Bay	Tampa Bay	17	27
Dallas	Dallas	20	28

**1982 (2-2)**

SITE	OPPONENT	OILERS	OPP
Houston	New Orleans	22	20
Houston	N.Y. Jets	16	33
Houston	Tampa Bay	21	6
Dallas	Dallas	14	20

**1983 (0-4)**

SITE	OPPONENT	OILERS	OPP
Houston	Baltimore	0	15
Houston	Tampa Bay	17	23
New Orleans	New Orleans	13	20
Dallas	Dallas	31	34

**1984 (1-3)**

SITE	OPPONENT	OILERS	OPP
Tampa Bay	Tampa Bay	17	30
Houston	N.Y. Jets	36	17
Houston	New Orleans	19	31
Dallas	Dallas	24	31

**1985 (1-4)**

SITE	OPPONENT	OILERS	OPP
Canton, Ohio	N.Y. Giants	20	21
Los Angeles	L.A. Rams	3	7
New Orleans	New Orleans	23	20
Houston	Kansas City	19	24
Dallas	Dallas	10	20

**1986 (4-0)**

SITE	OPPONENT	OILERS	OPP
Los Angeles	L.A. Rams	17	14
Houston	Buffalo	23	20
Houston	New Orleans	24	13
Dallas	Dallas	17	14

**1987 (2-2)**

SITE	OPPONENT	OILERS	OPP
Houston	Kansas City	20	32
New Orleans	New Orleans	16	13
Indianapolis	Indianapolis	6	17
Dallas	Dallas	18	13

**1988 (4-0)**

SITE	OPPONENT	OILERS	OPP
Houston	Buffalo	13	9
Memphis, Tenn.	New England	27	14
Los Angeles	L.A. Rams	20	17
Dallas	Dallas	54	10

**1989 (2-2)**

SITE	OPPONENT	OILERS	OPP
Tampa Bay	Tampa Bay	23	41
Jacksonville, Fla.	Miami	26	10
Oakland	L.A. Raiders	23	21
Dallas	Dallas	28	30

**1990 (1-3)**

SITE	OPPONENT	OILERS	OPP
Houston	Detroit	10	34
Houston	N.Y. Giants	10	13
Minnesota	Minnesota	21	22
Dallas	Dallas	27	6

**1991 (2-2)**

SITE	OPPONENT	OILERS	OPP
San Diego	San Diego	29	31
Houston	Atlanta	7	36
Houston	Dallas	30	20
Memphis, Tenn.	L.A. Rams	16	13

**1992 (4-1)**

SITE	OPPONENT	OILERS	OPP
Tokyo, Japan	Dallas	34	23
Detroit	Detroit	17	7
Dallas	Dallas	17	16
New Orleans	New Orleans	33	3
Los Angeles	L.A. Raiders	26	30

**1993 (1-3)**

SITE	OPPONENT	OILERS	OPP
San Antonio, Texas	New Orleans	28	37
Houston	Detroit	20	24
San Antonio, Texas	Dallas	23	20
Houston	Seattle	10	20

**1994 (2-3)**

SITE	OPPONENT	OILERS	OPP
Kansas City	Kansas City	17	24
San Antonio, Texas	San Diego	31	3
Mexico City, Mexico	Dallas	6	0
San Antonio, Texas	Buffalo	16	18
Houston	L.A. Raiders	23	24

**1995 (0-3)**

SITE	OPPONENT	OILERS	OPP
Houston	Arizona	13	16
Knoxville, Tenn.	Washington (OT)	13	16
Houston	San Diego	canceled	
San Antonio, Texas	Dallas	0	10

**1996 (2-2)**

SITE	OPPONENT	OILERS	OPP
Jackson, Miss.	N.Y. Jets	31	13
Houston	Indianapolis	16	12
Houston	Detroit	23	34
Orlando, Fla.	Dallas	19	24

**1997 (0-4)**

SITE	OPPONENT	OILERS	OPP
Memphis, Tenn.	New Orleans	12	21
Nashville	Washington	12	18
Nashville	San Diego	7	21
Dallas	Dallas	10	34

**1998 (3-1)**

SITE	OPPONENT	OILERS	OPP
Atlanta	Atlanta	31	16
Nashville	Washington	24	27
New Orleans	New Orleans	26	24
Nashville	Denver	16	13

**1999 (1-3)**

SITE	OPPONENT	TITANS	OPP
Kansas City	Kansas City	20	22
Phoenix	Arizona	17	27
Nashville	Atlanta	17	3
Nashville	New Orleans	11	12

**2000 (3-1)**

SITE	OPPONENT	TITANS	OPP
Nashville	Kansas City	14	10
Nashville	St. Louis	30	3
Philadelphia	Philadelphia	32	34
Chicago	Chicago	34	28

**2001 (3-1)**

SITE	OPPONENT	TITANS	OPP
Nashville	Chicago	27	24
St. Louis	St. Louis	23	10
Nashville	Philadelphia	14	20
Detroit	Detroit	28	25

**2002 (2-2)**

SITE	OPPONENT	TITANS	OPP
Nashville	St. Louis	28	26
Nashville	Oakland	24	14
Minnesota	Minnesota	10	14
Green Bay	Green Bay	20	21

**2003 (4-0)**

SITE	OPPONENT	TITANS	OPP
Nashville	Cleveland	10	6
Nashville	Buffalo	37	24
Cincinnati	Cincinnati	23	15
Green Bay	Green Bay	27	3

**2004 (3-1)**

SITE	OPPONENT	TITANS	OPP
Nashville	Cleveland	24	3
Buffalo	Buffalo	16	15
Dallas	Dallas	17	20
Nashville	Green Bay	27	7

**2005 (1-3)**

SITE	OPPONENT	TITANS	OPP
Nashville	Tampa Bay (OT)	10	17
Atlanta	Atlanta	24	21
San Francisco	San Francisco (OT)	13	16
Nashville	Green Bay	17	21

**2006 (1-3)**

SITE	OPPONENT	TITANS	OPP
Nashville	New Orleans	16	19
Denver	Denver	10	35
Nashville	Atlanta	6	20
Green Bay	Green Bay	35	21

**2007 (3-1)**

SITE	OPPONENT	TITANS	OPP
Nashville	Washington	6	14
New England	New England	27	24
Buffalo	Buffalo	28	17
Nashville	Green Bay	30	14

**2008 (3-1)**

SITE	OPPONENT	TITANS	OPP
Nashville	St. Louis	34	13
Nashville	Oakland	17	16
Atlanta	Atlanta	3	17
Green Bay	Green Bay	23	21

## PRESEASON RESULTS

### 2009 (3-2)

SITE	OPPONENT	TITANS	OPP
Canton, Ohio	Buffalo	21	18
Nashville	Tampa Bay	27	20
Dallas	Dallas	10	30
Cleveland	Cleveland	17	23
Nashville	Green Bay	27	13

### 2010 (2-2)

SITE	OPPONENT	TITANS	OPP
Seattle	Seattle	18	20
Nashville	Arizona	24	10
Carolina	Carolina	7	15
Nashville	New Orleans	27	24

### 2011 (3-1)

SITE	OPPONENT	TITANS	OPP
Nashville	Minnesota	14	13
St. Louis	St. Louis	16	17
Nashville	Chicago	14	13
New Orleans	New Orleans	32	9

### 2012 (3-1)

SITE	OPPONENT	TITANS	OPP
Seattle	Seattle	17	27
Tampa Bay	Tampa Bay	30	7
Nashville	Arizona	32	27
Nashville	New Orleans	10	6

### 2013 (1-3)

SITE	OPPONENT	TITANS	OPP
Nashville	Washington	21	22
Cincinnati	Cincinnati	19	27
Nashville	Atlanta	27	16
Minnesota	Minnesota	23	24

### 2014 (2-2)

SITE	OPPONENT	TITANS	OPP
Nashville	Green Bay	20	16
New Orleans	New Orleans	24	31
Atlanta	Atlanta	24	17
Nashville	Minnesota	3	19

### 2015 (2-2)

SITE	OPPONENT	TITANS	OPP
Atlanta	Atlanta	24	31
Nashville	St. Louis	27	14
Kansas City	Kansas City	10	34
Nashville	Minnesota	24	17

### 2016 (3-1)

SITE	OPPONENT	TITANS	OPP
Nashville	San Diego	27	10
Nashville	Carolina	16	26
Oakland	Oakland	27	14
Miami	Miami	21	10

### 2017 (1-3)

SITE	OPPONENT	TITANS	OPP
East Rutherford	N.Y. Jets	3	7
Nashville	Carolina	34	27
Nashville	Chicago	7	19
Kansas City	Kansas City	6	30

### 2018 (0-4)

SITE	OPPONENT	TITANS	OPP
Green Bay	Green Bay	17	31
Nashville	Tampa Bay	14	30
Pittsburgh	Pittsburgh	6	16
Nashville	Minnesota	3	13

### 2019 (2-2)

SITE	OPPONENT	TITANS	OPP
Philadelphia	Philadelphia	27	10
Nashville	New England	17	22
Nashville	Pittsburgh	6	18
Chicago	Chicago	19	15

### 2020 (0-0)

SITE	OPPONENT	TITANS	OPP
------	----------	--------	-----

No Preseason because of COVID-19 pandemic

### 2021 (2-1)

SITE	OPPONENT	TITANS	OPP
Atlanta	Atlanta	23	3
Tampa Bay	Tampa Bay	34	3
Nashville	Chicago	24	27



## TITANS VS. THE NFL

*All-time regular season and playoff records versus 31 current NFL opponents*

OPPONENT	FIRST MEETING	REGULAR SEASON			POSTSEASON			COMBINED			STREAK	LAST TIME
		HOME	AWAY	TOTAL	HOME	AWAY	TOTAL	HOME	AWAY	TOTAL		
Arizona Cardinals	1970	2-5-0	2-3-0	4-8-0	0-0	0-0	0-0	2-5-0	2-3-0	4-8-0	L3	9/12/21 at Ten, L 13-38
Atlanta Falcons	1972	5-2-0	3-5-0	8-7-0	0-0	0-0	0-0	5-2-0	3-5-0	8-7-0	W1	9/29/19 at Atl, W 24-10
Baltimore Ravens	1996	6-5-0	5-5-0	11-10-0	0-3	2-0	2-2	6-8-0	7-5-0	13-13-0	L1	1/10/21 at Ten, L 13-20
Buffalo Bills	1960	15-8-0	14-9-0	29-17-0	1-0	0-2	1-2	16-8-0	14-11-0	30-19-0	W2	10/18/21 at Ten, W 34-31
Carolina Panthers	1996	1-2-0	2-1-0	3-3-0	0-0	0-0	0-0	1-2-0	2-1-0	3-3-0	L2	11/3/19 at Car, L 20-30
Chicago Bears	1973	3-4-0	4-2-0	7-6-0	0-0	0-0	0-0	3-4-0	4-2-0	7-6-0	W2	11/8/20 at Ten, W 24-17
Cincinnati Bengals	1968	23-13-1	17-21-0	40-34-1	0-1	0-1	0-2	23-14-1	17-22-0	40-36-1	L2	1/22/21 at Ten, L 16-19
Cleveland Browns	1970	14-20-0	17-16-0	31-36-0	0-0	1-0	1-0	14-20-0	17-16-0	31-36-0	L1	12/6/20 at Ten, L 35-41
Dallas Cowboys	1970	2-5-0	5-3-0	7-8-0	0-0	0-0	0-0	2-5-0	5-3-0	7-8-0	W1	11/5/18 at Dal, W 28-14
Denver Broncos	1960	15-6-0	8-10-1	23-16-1	1-0	0-2	1-2	16-6-0	8-12-1	24-18-1	W1	9/14/20 at Den, W 16-14
Detroit Lions	1971	6-2-0	4-1-0	10-3-0	0-0	0-0	0-0	6-2-0	4-1-0	10-3-0	W6	12/20/20 at Ten, W 46-25
Green Bay Packers	1972	3-3-0	4-3-0	7-6-0	0-0	0-0	0-0	3-3-0	4-3-0	7-6-0	L1	12/27/20 at GB, L 14-40
Houston Texans	2002	12-8-0	10-10-0	22-18-0	0-0	0-0	0-0	12-8-0	10-10-0	22-18-0	W1	1/9/22 at Hou, W 28-25
Indianapolis Colts	1970	9-16-0	10-19-0	19-35-0	0-0	1-0	1-0	9-16-0	11-19-0	20-35-0	W3	10/31/21 at Ind, W 34-31
Jacksonville Jaguars	1995	18-9-0	15-12-0	33-21-0	0-0	1-0	1-0	18-9-0	16-12-0	34-21-0	W5	12/12/21 at Ten, W 20-0
Kansas City Chiefs	1960	14-10-0	10-17-0	24-27-0	0-2	1-1	1-3	14-12-0	11-18-0	25-30-0	W1	10/24/21 at Ten, W 27-3
Las Vegas Raiders	1960	15-14-0	6-12-0	21-26-0	0-0	0-4	0-4	15-14-0	6-16-0	21-30-0	W1	12/8/19 at Oak, W 42-21
Los Angeles Chargers	1960	12-9-0	3-18-1^	15-27-1	1-0	2-1	3-1	13-9-0	5-19-1	18-28-1	W1	10/20/19 at Ten, W 23-20
Los Angeles Rams	1973	3-4-0	3-3-0	6-7-0	0-0	0-0	0-1*	3-4-0	3-3-0	6-8-0*	W1	11/7/21 at LAR, W 28-16
Miami Dolphins	1966	9-8-0	8-13-0	17-21-0	0-0	1-0	1-0	9-8-0	9-13-0	18-21-0	W1	1/2/22 at Ten, W 34-3
Minnesota Vikings	1974	3-2-0	2-7-0	5-9-0	0-0	0-0	0-0	3-2-0	2-7-0	5-9-0	W1	9/27/20 at Min, W 31-30
New England Patriots	1960	11-7-0	5-17-1	16-24-1	0-0	2-2	2-2	11-7-0	7-19-1	18-26-1	L1	11/28/21 at NE, L 13-36
New Orleans Saints	1971	3-4-1	6-2-0	9-6-1	0-0	0-0	0-0	3-4-1	6-2-0	9-6-1	W1	11/14/21 at TEN, W 23-21
New York Giants	1973	3-3-0	3-3-0	6-6-0	0-0	0-0	0-0	3-3-0	3-3-0	6-6-0	W1	12/16/18 at NY, W 17-0
New York Jets	1960	18-6-0	6-14-1	24-20-1	1-0	0-0	1-0	19-7-0	6-13-1	25-20-1	L1	10/3/21 at NYJ, L 24-27 OT
Philadelphia Eagles	1972	3-3-0	2-4-0	5-7-0	0-0	0-0	0-0	3-3-0	2-4-0	5-7-0	W1	9/30/18 at Ten, W 26-23 OT
Pittsburgh Steelers	1970	19-19-0	12-26-0	31-45-0	1-1	0-2	1-3	20-20-0	12-28-0	32-48-0	L4	12/19/21 at Pit, L 13-19
San Francisco 49ers	1970	3-5-0	3-4-0	6-9-0	0-0	0-0	0-0	3-5-0	3-4-0	6-9-0	W1	12/23/21 at Ten, W 20-17
Seattle Seahawks	1977	4-3-0	3-7-0	7-10-0	1-0	0-0	1-0	5-3-0	3-7-0	8-10-0	W2	9/19/21 at Sea, W 33-30
Tampa Bay Buccaneers	1976	8-0-0	2-2-0	10-2-0	0-0	0-0	0-0	8-0-0	2-2-0	10-2-0	W3	10/27/19 at Ten, W 27-23
Washington Commanders	1971	4-2-0	3-4-0	7-6-0	0-0	0-0	0-0	3-2-0	3-4-0	6-6-0	W1	12/22/18 at Ten, W 25-16

\* Series vs. Los Angeles Rams includes Super Bowl XXXIV loss in Atlanta, Ga.

^ Series vs. Los Angeles Chargers includes a 2018 road loss in London, U.K.

**Notes:** The Cardinals were previously the Phoenix Cardinals (1988-93), St. Louis Cardinals (1960-87) and Chicago Cardinals (1920-59). The Bears were previously the Decatur Staleys (1920) and Chicago Staleys (1921). The Browns did not play from 1996-98 and rejoined league as expansion team in 1999. The Colts were previously the Baltimore Colts (1953-83). The Chiefs were previously the Dallas Texans (1960-62). The Patriots were previously the Boston Patriots (1960-70). The Jets were previously the New York Titans (1960-62). The Raiders were previously the Oakland Raiders (1960-81 and 1995-2019) and the Los Angeles Raiders (1982-94). The Rams were previously the Cleveland Rams (1937-42, 1944-45) and the St. Louis Rams (1995-2015).



## TEAM-BY-TEAM RESULTS

### Oilers/Titans Home Stadium Dates

1960-64: Jeppesen Stadium, Houston  
 1965-67: Rice Stadium, Houston  
 1968-96: Astrodome, Houston  
 1997: Liberty Bowl, Memphis  
 1998: Vanderbilt Stadium, Nashville  
 1999-Present: Nissan Stadium, Nashville

### Abbreviations

AFL Champ - AFL Championship game  
 AFL Div - AFL Divisional playoff game  
 WC - first round playoff game (Wild Card)  
 Div - Divisional playoff game  
 Champ - AFC Championship game  
 SB - Super Bowl XXXIV



### vs. ARIZONA CARDINALS

Regular Season: 4-8 (Home 2-5, Away 2-3) • Playoffs: 0-0

Date	Site	W/L	Score
11-1-70	St.L	L	0-44
10-20-74	Hou	L	27-31
10-7-79	Hou	L	17-24
10-27-85	St.L	W	20-10
11-20-88	Hou	W	38-20
12-4-94	Hou	L	12-30
10-26-97	Ariz	W	41-14
10-23-05	Ariz	L	10-20

Date	Site	W/L	Score
11-29-09	Tenn	W	20-17
12-15-13	Tenn	L	34-37 OT
12-10-17	Ariz	L	7-12
9-12-21	Tenn	L	13-38

**Points:** Titans 239, Cardinals 297  
**Longest Win Streak:** 2 (1985-88)  
**Longest Losing Streak:** 3 (Twice, last 2013-21)  
**At Nissan Stadium:** 1-2  
**At Univ. of Phoenix Stadium:** 0-1



### vs. ATLANTA FALCONS

Regular Season: 8-7 (Home 5-2, Away 3-5) • Playoffs: 0-0

Date	Site	W/L	Score
12-3-72	Atl	L	10-20
11-28-76	Hou	W	20-14
9-3-78	Atl	L	14-20
11-29-81	Hou	L	27-31
9-23-84	Atl	L	10-42
10-25-87	Hou	W	37-33

Date	Site	W/L	Score
9-9-90	Atl	L	27-47
12-5-93	Hou	W	33-17
10-13-96	Atl	W	23-13
12-19-99	Tenn	W	30-17
11-23-03	Atl	W	38-31
10-7-07	Tenn	W	20-13

Date	Site	W/L	Score
11-20-11	Atl	L	17-23
10-25-15	Ten	L	7-10
9-29-19	Atl	W	24-10

**Points:** Titans 337, Falcons 341  
**Longest Win Streak:** 5 (1993-2007)  
**Longest Losing Streak:** 3 (1978-84)  
**At Nissan Stadium:** 2-1  
**At Georgia Dome:** 2-1  
**At Mercedes-Benz Stadium:** 1-0



### vs. BALTIMORE RAVENS

Regular Season: 11-10 (Home 6-5, Away 5-5) • Playoffs: 2-3 (Home 0-3, Away 2-0)

Date	Site	W/L	Score
9-15-96	Hou	W	29-13
12-22-96	Balt	W	24-21 OT
9-21-97	Tenn	L	10-36
12-14-97	Balt	L	19-21
10-11-98	Balt	W	12-8
12-6-98	Tenn	W	16-14
10-10-99	Tenn	W	14-11
12-5-99	Balt	L	14-41
10-22-00	Balt	W	14-6

Date	Site	W/L	Score
11-12-00	Tenn	L	23-24
1-7-01	Tenn	L	10-24 (Div)
10-7-01	Balt	L	7-26
11-12-01	Tenn	L	10-16
11-24-02	Balt	L	12-13
1-3-04	Balt	W	20-17 (WC)
9-18-05	Tenn	W	25-10
11-12-06	Tenn	L	26-27
10-05-08	Balt	W	13-10

Date	Site	W/L	Score
1-10-09	Tenn	L	10-13 (Div)
9-18-11	Tenn	W	26-13
11-9-14	Balt	L	7-21
11-5-17	Tenn	W	23-20
10-14-18	Tenn	L	0-21
1-11-20	Balt	W	28-12 (Div)
11-22-20	Balt	W	30-24 OT
1-10-21	Tenn	L	13-20 (WC)

**Points:** Titans 435, Ravens 482  
**Longest Win Streak:** 3 (1998-99)  
**Longest Losing Streak:** 5 (2000-02)  
**At Nissan Stadium:** 4-7  
**At M&T Bank Stadium:** 6-4  
**Series Sweeps:** Titans (1996, 98); Ravens (1997, 2001)



### vs. BUFFALO BILLS

Regular Season: 29-17 (Home 15-8, Away 14-9) • Playoffs: 1-2 (Home 1-0, Away 0-2)

Date	Site	W/L	Score
10-30-60	Buff	L	24-25
12-11-60	Hou	W	31-23
10-8-61	Hou	L	12-22
10-29-61	Buff	W	28-16
9-9-62	Buff	W	28-23
10-7-62	Hou	W	17-14
9-28-63	Buff	W	31-20
10-20-63	Hou	W	28-14
10-11-64	Hou	L	17-48
11-1-64	Buff	L	10-24
10-31-65	Buff	W	19-17
12-5-65	Hou	L	18-29
9-25-66	Buff	L	20-27
11-20-66	Hou	L	20-42
9-17-67	Buff	W	20-3
10-29-67	Hou	W	10-3

Date	Site	W/L	Score
10-27-68	Buff	W	30-7
12-7-68	Hou	W	35-6
9-21-69	Buff	W	17-3
10-5-69	Hou	W	28-14
12-12-71	Buff	W	20-14
11-10-74	Buff	W	21-9
9-19-76	Buff	W	13-3
10-15-78	Hou	W	17-10
9-25-83	Buff	L	13-30
11-10-85	Buff	L	0-20
12-21-86	Hou	W	16-7
9-20-87	Buff	L	30-34
1-1-89	Buff	L	10-17 (Div)
9-24-89	Hou	L	41-47 OT
11-26-90	Hou	W	27-24
12-27-92	Hou	W	27-3

Date	Site	W/L	Score
1-3-93	Buff	L	38-41 OT (WC)
10-11-93	Buff	L	7-35
9-18-94	Hou	L	7-15
12-24-95	Buff	W	28-17
11-23-97	Tenn	W	31-14
1-8-00	Tenn	W	22-16 (WC)
9-3-00	Buff	L	13-16
12-14-03	Tenn	W	28-26
12-24-06	Buff	W	30-29
11-15-09	Tenn	W	41-17
12-4-11	Buff	W	23-17
10-21-12	Buff	W	35-34
10-11-15	Tenn	L	13-14
10-7-18	Buff	L	12-13
10-6-19	Tenn	L	7-14
10-13-20	Tenn	W	42-16

**Points:** Titans 1,076, Bills 949  
**Longest Win Streak:** 10 (1967-78)  
**Longest Losing Streak:** 3 (last 2015-19)  
**At Nissan Stadium:** 5-1 overall (1-0 post)  
**At Ralph Wilson Stadium:** 6-7 overall (0-2 postseason)  
**At New Era Field:** 0-1 overall  
**Series Sweeps:** Titans (1962, 63, 67, 68, 69); Bills (1964, 66)



### vs. CAROLINA PANTHERS

Regular Season: 3-3 (Home 1-2, Away 2-1) • Playoffs: 0-0

Date	Site	W/L	Score
11-24-96	Hou	L	6-31
10-19-03	Car	W	37-17
11-4-07	Tenn	W	20-7
11-13-11	Car	W	30-3
11-15-15	Tenn	L	10-27

Date	Site	W/L	Score
11-3-19	Car	L	20-30

**Total Points:** Titans 123, Panthers 115  
**Longest Win Streak:** 3 (2003-11)  
**Longest Losing Streak:** 2 (2015-19)  
**At Nissan Stadium:** 1-1  
**At Bank of America Stadium:** 2-1

 **vs. CHICAGO BEARS** Regular Season: 7-6 (Home 3-4, Away 4-2) • Playoffs: 0-0

Date	Site	W/L	Score	Date	Site	W/L	Score	Date	Site	W/L	Score	Total Points:
10-28-73	Chi	L	14-35	12-7-92	Hou	W	24-7	11-4-12	Tenn	L	20-51	Titans 296, Bears 266
11-6-77	Hou	W	47-0	10-22-95	Chi	L	32-35	11-27-16	Chi	W	27-21	<b>Longest Win Streak:</b> 2 (last 1989-92)
11-16-80	Chi	W	10-6	10-25-98	Tenn	L	20-23	11-8-20	Tenn	W	24-17	<b>Longest Losing Streak:</b> 3 (1995-04)
10-12-86	Hou	L	7-20	11-14-04	Tenn	L	17-19 OT					<b>At Nissan Stadium:</b> 1-2
10-15-89	Chi	W	33-28	11-9-08	Chi	W	21-14					<b>At Soldier Field:</b> 4-2

 **vs. CINCINNATI BENGALS** Regular Season: 40-34-1 (Home 23-13-1, Away 17-21) • Playoffs: 0-2 (Home 0-1, Away 0-1)

Date	Site	W/L	Score	Date	Site	W/L	Score	Date	Site	W/L	Score	Date	Site	W/L	Score	Total Points:
11-3-68	Cin	W	27-17	9-28-80	Cin	W	13-10	1-6-91	Cin	L	14-41 (WC)	1-6-02	Tenn	L	21-23	Titans 1,761, Bengals 1,804
11-9-69	Hou	T	31-31	10-26-80	Hou	W	23-3	9-8-91	Cin	W	30-7	10-27-02	Cin	W	30-24	<b>Longest Win Streak:</b> 7 (last 1998-01)
10-4-70	Cin	W	20-13	10-4-81	Hou	W	17-10	10-27-91	Hou	W	35-3	10-31-04	Tenn	W	27-20	<b>Longest Losing Streak:</b> 7 (1981-84)
12-13-70	Hou	L	20-30	11-1-81	Cin	L	21-34	10-11-92	Cin	W	38-24	10-16-05	Tenn	L	23-31	<b>At Nissan Stadium:</b> 4-4
10-31-71	Hou	W	10-6	9-12-82	Cin	L	6-27	10-25-92	Hou	W	26-10	11-25-07	Cin	L	6-35	<b>At Paul Brown Stadium:</b> 4-3
11-21-71	Cin	L	13-28	1-2-83	Hou	L	27-35	10-24-93	Hou	W	28-12	9-14-08	Cin	W	24-7	<b>Series Sweeps:</b> Titans (1974, 79, 80, 87, 91, 92, 93, 98, 99, 00); Bengals (1972, 73, 75, 76, 82, 83, 84)
10-29-72	Cin	L	7-30	11-6-83	Hou	L	14-55	11-14-93	Cin	W	38-3	11-6-11	Tenn	L	17-24	
12-17-72	Hou	L	17-61	11-20-83	Cin	L	10-38	9-25-94	Hou	W	20-13	9-21-14	Cin	L	7-33	
9-23-73	Cin	L	10-24	10-7-84	Cin	L	3-13	11-13-94	Cin	L	31-34	11-12-17	Tenn	W	24-20	
12-16-73	Hou	L	24-27	10-28-84	Hou	L	13-31	9-24-95	Cin	W	38-28	11-1-20	Cin	L	20-31	
10-27-74	Cin	W	21-34	10-20-85	Hou	W	27-44	11-12-95	Hou	L	25-32	1-22-22	Tenn	L	16-19 (Div)	
11-17-74	Hou	W	20-3	12-1-85	Cin	L	27-45	10-6-96	Cin	W	30-27 OT					
10-5-75	Hou	L	19-21	10-19-86	Cin	L	28-31	12-15-96	Hou	L	13-21					
11-30-75	Cin	L	19-23	11-9-86	Hou	W	32-28	10-12-97	Tenn	W	30-7					
10-24-76	Hou	L	7-27	11-1-87	Cin	W	31-29	12-4-97	Cin	L	14-41					
11-14-76	Cin	L	27-31	12-27-87	Hou	W	21-17	9-6-98	Cin	W	23-14					
10-30-77	Cin	L	10-13 OT	10-23-88	Cin	L	21-44	11-18-98	Tenn	W	44-14					
12-18-77	Hou	W	21-16	12-11-88	Hou	W	41-6	9-12-99	Tenn	W	36-35					
10-29-78	Cin	L	13-28	11-13-89	Hou	W	26-24	11-14-99	Cin	W	24-14					
11-26-78	Hou	W	17-10	12-17-89	Cin	L	7-61	10-8-00	Cin	W	23-14					
9-23-79	Cin	W	30-27 OT	10-14-90	Hou	W	48-17	12-10-00	Tenn	W	35-3					
11-18-79	Hou	W	42-21	12-23-90	Cin	L	20-40	11-18-01	Cin	W	20-7					

 **vs. CLEVELAND BROWNS** Regular Season: 31-36 (Home 14-20, Away 17-16) • Playoffs: 1-0 (Home 0-0, Away 1-0)

Date	Site	W/L	Score	Date	Site	W/L	Score	Date	Site	W/L	Score	Date	Site	W/L	Score	Total Points:
11-22-70	Clev	L	14-28	9-15-80	Clev	W	7-16	11-18-90	Clev	W	35-23	12-7-08	Tenn	W	28-9	Titans 1,368, Browns 1,364
12-7-70	Hou	L	10-21	11-30-80	Hou	L	14-17	12-9-90	Hou	W	58-14	10-2-11	Clev	W	31-13	<b>Longest Win Streak:</b> 6 (1995-01)
9-19-71	Clev	L	0-31	9-13-81	Clev	W	9-3	11-17-91	Hou	W	28-24	10-5-14	Tenn	L	28-29	<b>Longest Losing Streak:</b> 9 (1970-74)
11-28-71	Hou	L	24-27	12-3-81	Hou	W	17-13	12-15-91	Clev	W	17-14	9-20-15	Clev	L	14-28	<b>At Nissan Stadium:</b> 4-4
10-22-72	Hou	L	17-23	12-26-82	Hou	L	14-20	11-8-92	Hou	L	14-24	10-16-16	Tenn	W	28-26	<b>At FirstEnergy Stadium:</b> 6-2
11-5-72	Clev	L	0-20	10-30-83	Clev	L	19-25 OT	12-20-92	Clev	W	17-14	10-22-17	Clev	W	12-9	<b>Series Sweeps:</b> Titans (1975, 78, 81, 90, 91, 93, 99, 00); Browns (1970, 71, 72, 73, 76, 84, 85, 86, 89, 94)
10-21-73	Clev	L	13-42	12-11-83	Hou	W	27-34	11-21-93	Clev	W	27-20	9-8-19	Clev	W	43-13	
11-11-73	Hou	L	13-23	11-25-84	Clev	L	10-27	12-12-93	Hou	W	19-17	12-6-20	Tenn	L	35-41	
9-22-74	Clev	L	7-20	12-16-84	Hou	L	20-27	10-13-94	Hou	L	8-11					
12-15-74	Hou	W	24-28	10-13-85	Hou	L	6-21	11-27-94	Clev	L	10-34					
10-12-75	Clev	W	10-40	12-15-85	Clev	L	21-28	9-17-95	Hou	L	7-14					
12-21-75	Hou	W	10-21	9-14-86	Hou	L	20-23	11-5-95	Clev	W	37-10					
11-7-76	Hou	L	7-21	11-30-86	Clev	L	10-13 OT	9-19-99	Tenn	W	26-9					
12-5-76	Clev	L	10-13	10-11-87	Clev	W	15-10	11-28-99	Clev	W	33-21					
10-16-77	Hou	L	23-24	11-22-87	Hou	L	7-40	11-19-00	Tenn	W	24-10					
12-11-77	Clev	W	15-19	11-7-88	Hou	W	24-17	12-17-00	Clev	W	24-0					
10-1-78	Clev	W	13-16	12-18-88	Clev	L	23-28	12-2-01	Clev	W	31-15					
11-5-78	Hou	W	10-14	12-24-88	Clev	W	24-23 (WC)	12-30-01	Tenn	L	38-41					
9-30-79	Hou	W	31-10	10-29-89	Clev	L	17-28	9-22-02	Tenn	L	28-31 OT					
12-2-79	Clev	L	7-14	12-23-89	Hou	L	20-24	11-6-05	Clev	L	14-20					

 **vs. DALLAS COWBOYS** Regular Season: 7-8 (Home 2-5, Away 5-3) • Playoffs: 0-0

Date	Site	W/L	Score	Date	Site	W/L	Score	Total Points:
12-20-70	Dal	L	10-52	11-27-97	Dal	W	27-14	Titans 282, Cowboys 347
11-24-74	Hou	L	0-10	12-25-00	Tenn	W	31-0	<b>Longest Win Streak:</b> 2 (last 1997-00)
11-22-79	Dal	W	30-24	9-15-02	Dal	L	13-21	<b>Longest Losing Streak:</b> 2 (last 2002-06)
12-13-82	Hou	L	7-37	10-1-06	Tenn	L	14-45	<b>At Nissan Stadium:</b> 1-2
9-29-85	Hou	L	10-17	10-10-10	Dal	W	34-27	<b>At AT&amp;T Stadium:</b> 2-0
11-24-88	Dal	W	25-17	9-14-14	Tenn	L	10-26	
11-10-91	Hou	W	26-23 OT	11-5-18	Dal	W	28-14	
9-11-94	Dal	L	17-20					



vs. DENVER BRONCOS

Regular Season: 23-16-1 (Home 15-6, Away 8-10-1) • Playoffs: 1-2 (Home 1-0, Away 0-2)

Date	Site	W/L	Score
11-6-60	Den	W	45-25
11-20-60	Hou	W	20-10
11-5-61	Den	W	55-13
11-26-61	Hou	W	45-14
10-21-62	Den	L	10-20
12-2-62	Hou	W	34-17
9-14-63	Hou	W	14-20
10-13-63	Den	W	33-24
9-27-64	Den	W	38-17
12-20-64	Hou	W	34-15
10-17-65	Den	L	17-28
11-14-65	Hou	L	21-31
9-3-66	Hou	W	45-7
10-2-66	Den	L	38-40

Date	Site	W/L	Score
10-1-67	Hou	W	10-6
11-12-67	Den	W	20-18
11-17-68	Hou	W	38-17
10-26-69	Hou	W	24-21
11-16-69	Den	T	20-20
11-29-70	Hou	W	31-21
9-17-72	Den	L	17-30
10-14-73	Hou	L	20-48
12-8-74	Den	L	14-38
10-10-76	Hou	W	17-3
12-4-77	Hou	L	14-24
<b>12-23-79</b>	<b>Hou</b>	<b>W</b>	<b>13-7 (WC)</b>
11-2-80	Den	W	20-16
10-9-83	Hou	L	14-26

Date	Site	W/L	Score
10-6-85	Den	L	20-31
10-4-87	Den	W	40-10
<b>1-10-88</b>	<b>Den</b>	<b>L</b>	<b>10-34 (Div)</b>
10-6-91	Hou	W	42-14
<b>1-4-92</b>	<b>Den</b>	<b>L</b>	<b>24-26 (Div)</b>
10-18-92	Den	L	21-27
11-26-95	Hou	W	42-33
12-25-04	Tenn	L	16-37
11-19-07	Den	L	20-34
10-3-10	Tenn	L	20-26
9-25-11	Tenn	W	17-14
12-8-13	Den	L	28-51
12-11-16	Ten	W	13-10
10-13-19	Den	L	0-16

9-14-20 Den W 16-14

**Total Points:** Titans 1,056, Broncos 947

**Longest Win Streak:** 5 (1962-65)

**Longest Losing Streak:** 3 (1972-74, 2004-10)

**At Nissan Stadium:** 2-2

**At Empower Field at Mile High:** 1-3

**Series Sweeps:** Titans (1960, 61, 63, 64, 67, 68); Broncos (1965)



vs. DETROIT LIONS

Regular Season: 10-3 (Home 6-2, Away 4-1) • Playoffs: 0-0

Date	Site	W/L	Score
10-17-71	Hou	L	7-31
10-26-75	Hou	W	24-8
11-13-83	Hou	W	27-17
10-5-86	Det	L	13-24
11-5-89	Hou	W	35-31
11-26-92	Det	W	24-21

Date	Site	W/L	Score
12-10-95	Hou	L	17-24
10-21-01	Det	W	27-24
1-2-05	Tenn	W	24-19
11-27-08	Det	W	47-10
9-23-12	Tenn	W	44-41 OT
9-18-16	Det	W	16-15

Date	Site	W/L	Score
12-20-20	Ten	W	46-25

**Total Points:** Titans 351, Lions 290

**Longest Win Streak:** 6 (2001-20)

**Longest Losing Streak:** 1 (last 1995)

**At Nissan Stadium:** 3-0

**At Ford Field:** 2-0



vs. GREEN BAY PACKERS

Regular Season: 7-6 (Home 3-3, Away 4-3) • Playoffs: 0-0

Date	Site	W/L	Score
11-19-72	Hou	L	10-23
9-25-77	GB	W	16-10
12-14-80	GB	W	22-3
9-4-83	Hou	L	38-41 OT
9-7-86	GB	W	31-3
12-13-92	Hou	L	14-16

Date	Site	W/L	Score
12-20-98	GB	L	22-30
12-16-01	Tenn	W	26-20
10-11-04	GB	W	48-27
11-02-08	Tenn	W	19-16 OT
12-23-12	GB	L	7-55
11-13-16	Tenn	W	47-25

Date	Site	W/L	Score
12-27-20	GB	L	14-40

**Total Points:** Titans 314, Packers 309

**Longest Win Streak:** 3 (last 2001-08)

**Longest Losing Streak:** 2 (1992-98)

**At Nissan Stadium:** 3-0

**At Lambeau Field:** 4-3



vs. HOUSTON TEXANS

Regular Season: 22-18 (Home 12-8, Away 10-10) • Playoffs: 0-0

Date	Site	W/L	Score
11-10-02	Tenn	W	17-10
12-29-02	Hou	W	13-3
10-12-03	Tenn	W	38-17
12-21-03	Hou	W	27-24
10-17-04	Tenn	L	10-20
11-28-04	Hou	L	21-31
10-9-05	Hou	W	34-20
12-11-05	Tenn	W	13-10
10-29-06	Tenn	W	28-22
12-10-06	Hou	W	26-20 OT
10-21-07	Hou	W	38-36
12-2-07	Tenn	W	28-20
9-21-08	Tenn	W	31-12

Date	Site	W/L	Score
12-14-08	Hou	L	12-13
9-20-09	Tenn	L	31-34
11-23-09	Hou	W	20-17
11-28-10	Hou	L	0-20
12-19-10	Tenn	W	31-17
10-23-11	Tenn	L	7-41
1-1-12	Hou	W	23-22
9-30-12	Hou	L	14-38
12-2-12	Tenn	L	10-24
9-15-13	Hou	L	24-30 OT
12-29-13	Tenn	W	16-10
10-26-14	Tenn	L	16-30
11-30-14	Hou	L	21-45

Date	Site	W/L	Score
11-1-15	Hou	L	6-20
12-27-15	Tenn	L	6-34
10-2-16	Hou	L	20-27
1-1-17	Tenn	W	24-17
10-1-17	Hou	L	14-57
12-3-17	Tenn	W	24-13
9-16-18	Tenn	W	20-17
11-26-18	Hou	L	17-34
12-15-19	Tenn	L	21-24
12-29-19	Hou	W	35-14
10-18-20	Tenn	W	42-36 OT
1-3-21	Hou	W	41-38
11-21-21	Tenn	L	13-22

1-9-22 Hou W 28-25

**Total Points:** Titans 860, Texans 964

**Longest Win Streak:** 7 (2005-08)

**Longest Losing Streak:** 5 (2014-16)

**At Nissan Stadium:** 12-8

**At NRG Stadium:** 10-10

**Series Sweeps:** Titans (2002, 03, 05, 06, 07, 20); Texans (2004, 12, 14, 15)



vs. INDIANAPOLIS COLTS

Regular Season: 19-35 (Home 9-16, Away 10-19) • Playoffs: 1-0 (Home 0-0, Away 1-0)

Date	Site	W/L	Score
10-11-70	Hou	L	20-24
11-4-73	Balt	W	31-27
11-1-76	Balt	L	14-38
10-14-79	Balt	W	28-16
9-21-80	Hou	W	21-16
12-18-83	Balt	L	10-20
9-9-84	Hou	L	21-35
12-22-85	Ind	L	16-34
11-23-86	Hou	W	31-17
11-29-87	Ind	L	27-51
9-4-88	Ind	W	17-14 OT
9-23-90	Hou	W	24-10
9-13-92	Ind	W	20-10
9-4-94	Ind	L	21-45
<b>1-16-00</b>	<b>Ind</b>	<b>W</b>	<b>19-16 (Div)</b>
11-3-02	Ind	W	23-15
12-8-02	Tenn	W	27-17
9-14-03	Ind	L	7-33

Date	Site	W/L	Score
12-7-03	Tenn	L	27-29
9-19-04	Tenn	L	17-31
12-5-04	Ind	L	24-51
10-2-05	Tenn	L	10-31
12-4-05	Ind	L	3-35
10-8-06	Ind	L	13-14
12-3-06	Tenn	W	20-17
9-16-07	Tenn	L	20-22
12-30-07	Ind	W	16-10
10-27-08	Tenn	W	31-21
12-28-08	Ind	L	0-23
10-11-09	Tenn	L	9-31
12-06-09	Ind	L	17-27
12-9-10	Tenn	L	28-30
1-2-11	Ind	L	20-23
10-30-11	Tenn	W	27-10
12-18-11	Ind	L	13-27
10-28-12	Tenn	L	13-19 OT

Date	Site	W/L	Score
12-9-12	Ind	L	23-27
11-14-13	Tenn	L	27-30
12-1-13	Ind	L	14-22
9-28-14	Ind	L	17-41
12-28-14	Tenn	L	10-27
9-27-15	Tenn	L	33-35
1-3-16	Ind	L	24-30
10-23-16	Tenn	L	26-34
11-20-16	Ind	L	17-24
10-16-17	Tenn	W	36-22
11-26-17	Ind	W	20-16
11-18-18	Ind	L	10-38
12-30-18	Tenn	L	17-33
9-15-19	Tenn	L	17-19
12-1-19	Ind	W	31-17
11-12-20	Tenn	L	17-34
11-29-20	Ind	W	45-26
9-26-21	Tenn	W	25-16

10-31-21 Ind W 34-31 OT

**Total Points:** Titans 1,128, Colts 1,511

**Longest Win Streak:** 3 (current; last 1999-02)

**Longest Losing Streak:** 11 (2011-16)

**At Nissan Stadium:** 6-14

**At RCA Dome:** 5-8

**At Lucas Oil Stadium:** 4-10

**Series Sweeps:** Titans (2002, 17, 21); Colts (2003, 04, 05, 09, 10, 12, 13, 14, 15, 16, 18)



**vs. JACKSONVILLE JAGUARS** Regular Season: 33-21 (Home 18-9, Away 15-12) • Playoffs: 1-0 (Home 0-0, Away 1-0)

Date	Site	W/L	Score
9-3-95	Jax	W	10-3
10-1-95	Hou	L	17-16
9-8-96	Jax	W	34-27
12-8-96	Hou	L	17-23
11-2-97	Tenn	L	24-30
11-16-97	Jax	L	9-17
9-27-98	Tenn	L	22-27
12-13-98	Jax	W	16-13
9-26-99	Jax	W	20-19
12-26-99	Tenn	W	41-14
<b>1-23-00</b>	<b>Jax</b>	<b>W</b>	<b>33-14 (Champ)</b>
10-16-00	Tenn	W	27-13
11-26-00	Jax	L	13-16
9-23-01	Jax	L	6-13
11-4-01	Tenn	W	28-24
10-13-02	Tenn	W	23-14
12-22-02	Jax	W	28-10

Date	Site	W/L	Score
10-28-03	Jax	W	30-17
11-16-03	Tenn	W	10-3
9-26-04	Tenn	L	15-12
11-21-04	Jax	W	18-15
11-20-05	Tenn	L	28-31
1-1-06	Jax	L	13-40
11-5-06	Jax	L	7-37
12-17-06	Tenn	W	24-17
9-9-07	Jax	W	13-10
11-11-07	Tenn	L	13-28
9-7-08	Tenn	W	17-10
11-16-08	Jax	W	24-14
10-4-09	Jax	L	17-37
11-1-09	Tenn	W	30-13
10-18-10	Jax	W	30-3
12-5-10	Tenn	L	6-17
9-11-11	Jax	L	14-16

Date	Site	W/L	Score
12-24-11	Tenn	W	23-17
11-25-12	Jax	L	19-24
12-30-12	Tenn	W	38-20
11-10-13	Tenn	L	27-29
12-22-13	Jax	W	20-16
10-12-14	Tenn	W	16-14
12-18-14	Jax	L	13-21
11-19-15	Jax	L	13-19
12-6-15	Tenn	W	42-39
10-27-16	Tenn	W	36-22
12-24-16	Jax	L	17-38
9-17-17	Jax	W	37-16
12-31-17	Tenn	W	15-10
9-23-18	Jax	W	9-6
12-6-18	Tenn	W	30-9
9-19-19	Jax	L	7-20
11-24-19	Tenn	W	42-20

Date	Site	W/L	Score
9-20-20	Tenn	W	33-30
12-13-20	Jax	W	31-10
10-10-21	Jax	W	37-19
12-12-21	Tenn	W	20-0

**Total Points:** Titans 1,198, Jaguars 1,016  
**Longest Win Streak:** 5 (2019-present; last 2001-03)  
**Longest Losing Streak:** 4 (1996-98)  
**At Nissan Stadium:** 18-5  
**At TIAA Bank Field:** 16-12  
**Series Sweeps:** Titans (1999, 02, 08, 17, 18, 20, 21); Jaguars (1997, 05)



**vs. KANSAS CITY CHIEFS** Regular Season: 24-27 (Home 14-10, Away 10-17) • Playoffs: 1-3 (Home 0-2, Away 1-1)

Date	Site	W/L	Score
10-16-60	Hou	W	20-10
12-04-60	Dal	L	0-24
10-01-61	Dal	L	21-26
10-22-61	Hou	W	38-7
10-28-62	Hou	L	7-31
11-04-62	Dal	W	14-6
<b>12-23-62</b>	<b>Hou</b>	<b>L</b>	<b>17-20 (AFL Champ)</b>
10-06-63	KC	L	7-28
10-27-63	Hou	W	28-7
10-04-64	KC	L	7-28
11-22-64	Hou	L	19-28
10-24-65	Hou	W	38-36
11-28-65	KC	L	21-52
10-30-66	KC	L	23-48
9-09-67	Hou	L	20-25

Date	Site	W/L	Score
10-22-67	KC	W	24-19
9-09-68	Hou	L	21-26
11-28-68	KC	L	10-24
10-12-69	KC	L	0-24
11-08-70	KC	L	9-24
9-26-71	Hou	L	16-20
11-18-73	KC	L	14-38
9-29-74	Hou	L	7-17
11-02-75	KC	W	17-13
11-27-77	Hou	W	34-20
9-10-78	KC	W	20-17
9-16-79	Hou	W	20-6
10-12-80	KC	L	20-21
11-15-81	KC	L	10-23
10-23-83	Hou	L	10-13
11-11-84	KC	W	17-16

Date	Site	W/L	Score
11-03-85	Hou	W	23-20
9-21-86	KC	L	13-27
10-09-88	Hou	W	7-6
11-26-89	KC	L	0-34
12-16-90	KC	W	27-10
9-16-91	Hou	W	17-7
9-20-92	Hou	W	23-20
9-12-93	Hou	W	30-0
<b>1-16-94</b>	<b>Hou</b>	<b>L</b>	<b>20-28 (Div)</b>
12-18-94	KC	L	9-31
11-19-95	KC	L	13-20
9-01-96	Hou	L	19-20
9-10-00	Ten	W	17-14
12-13-04	Ten	L	38-49
12-16-07	KC	W	26-17
10-19-08	KC	W	34-10

Date	Site	W/L	Score
12-26-10	KC	L	14-34
10-6-13	Tenn	L	17-26
9-7-14	KC	W	26-10
12-18-16	KC	W	19-17
<b>1-6-18</b>	<b>KC</b>	<b>W</b>	<b>22-21 (WC)</b>
11-10-19	Tenn	W	35-32
<b>1-19-20</b>	<b>KC</b>	<b>L</b>	<b>24-35 (Champ)</b>
10-24-21	Tenn	W	27-3

**Total Points:** Titans 1,029, Chiefs 1,188  
**Longest Win Streak:** 4 (last 2014-19)  
**Longest Losing Streak:** 7 (1968-74)  
**At Nissan Stadium:** 3-2  
**At Arrowhead Stadium:** 9-9



**vs. LAS VEGAS RAIDERS** Regular Season: 21-26 (Home 15-14, Away 6-12) • Playoffs: 0-4 (Home 0-0, Away 0-4)

Date	Site	W/L	Score
9-11-60	Oak	W	37-22
9-25-60	Hou	L	13-14
9-9-61	Hou	W	55-0
12-17-61	Oak	W	47-16
11-11-62	Oak	W	28-20
12-9-62	Hou	W	32-17
9-7-63	Hou	L	13-24
12-22-63	Oak	L	49-52
9-19-64	Hou	W	42-28
11-15-64	Oak	L	10-20
9-26-65	Oak	L	17-21
11-7-65	Hou	L	21-33
9-10-66	Hou	W	31-0
11-6-66	Oak	L	23-38
12-10-67	Hou	L	7-19
<b>12-31-67</b>	<b>Oak</b>	<b>L</b>	<b>7-40 (AFL Champ)</b>

Date	Site	W/L	Score
9-29-68	Hou	L	15-24
9-14-69	Oak	L	17-21
<b>12-21-69</b>	<b>Oak</b>	<b>L</b>	<b>7-56 (AFL Div)</b>
11-14-71	Oak	L	21-41
10-9-72	Hou	L	0-34
12-2-73	Hou	L	6-17
12-14-75	Hou	W	27-26
9-26-76	Hou	L	13-14
11-13-77	Oak	L	29-34
10-8-78	Oak	L	17-21
11-11-79	Hou	W	31-17
<b>12-28-80</b>	<b>Oak</b>	<b>L</b>	<b>7-27 (WC)</b>
11-8-81	Hou	W	17-16
9-11-83	LA	L	6-20
9-2-84	Hou	L	14-24
10-26-86	Hou	L	17-28
9-11-88	Hou	W	38-35

Date	Site	W/L	Score
11-19-89	Hou	W	23-7
9-1-91	Hou	W	47-17
10-30-94	LA	L	14-17
8-31-97	Tenn	W	24-21 OT
12-9-99	Tenn	W	21-14
12-22-01	Oak	W	13-10
9-29-02	Oak	L	25-52
<b>1-19-03</b>	<b>Oak</b>	<b>L</b>	<b>24-41 (Champ)</b>
9-7-03	Tenn	W	25-20
12-19-04	Oak	L	35-40
10-30-05	Tenn	L	25-34
10-28-07	Tenn	W	13-9
9-12-10	Tenn	W	38-13
11-24-13	Oak	W	23-19
11-29-15	Tenn	L	21-24
9-25-16	Tenn	L	10-17
9-10-17	Tenn	L	16-26

**Total Points:** Titans 1,153, Raiders 1,221  
**Longest Win Streak:** 4 (1961-62)  
**Longest Losing Streak:** 9 (1966-73)  
**At Nissan Stadium:** 4-4  
**At Oakland Alameda Coliseum:** 3-11  
**At Allegiant Stadium:** 0-0  
**Series Sweeps:** Titans (1961,62); Raiders (1963, 65)



 **vs. LOS ANGELES CHARGERS** Regular Season: 15-27-1 (Home 12-9, Away 3-18-1) • Playoffs: 3-1 (Home 1-0, Away 2-1)

Date	Site	W/L	Score
9-18-60	Hou	W	38-28
11-13-60	LA	L	21-24
<b>1-1-61</b>	<b>Hou</b>	<b>W</b>	<b>24-16 (AFL Champ)</b>
9-24-61	SD	L	24-34
12-3-61	Hou	W	33-13
<b>12-24-61</b>	<b>SD</b>	<b>W</b>	<b>10-3 (AFL Champ)</b>
9-23-62	SD	W	42-17
11-25-62	Hou	W	33-27
12-1-63	SD	L	0-27
12-15-63	Hou	L	14-20
9-12-64	SD	L	21-27
10-25-64	Hou	L	17-20
10-3-65	SD	L	14-31
12-12-65	Hou	L	26-37
12-4-66	Hou	L	22-28

Date	Site	W/L	Score
9-24-67	SD	L	3-13
12-16-67	Hou	W	17-24
9-21-68	SD	L	14-30
11-27-69	Hou	L	17-21
10-24-70	SD	T	31-31
12-19-71	Hou	W	49-33
11-26-72	SD	L	20-34
9-15-74	Hou	W	21-14
9-28-75	Hou	W	33-17
10-17-76	SD	L	27-30
12-17-78	Hou	L	24-45
<b>12-29-79</b>	<b>SD</b>	<b>W</b>	<b>17-14 (Div)</b>
9-16-84	SD	L	14-31
11-24-85	Hou	W	37-35
12-7-86	SD	L	0-27
12-6-87	Hou	W	33-18
9-17-89	SD	W	34-27

Date	Site	W/L	Score
9-30-90	SD	W	17-7
9-27-92	Hou	W	27-0
9-19-93	SD	L	17-18
9-13-98	Tenn	L	7-13
10-3-04	SD	L	17-38
9-17-06	SD	L	7-40
12-9-07	Tenn	L	17-23 OT
<b>1-6-08</b>	<b>SD</b>	<b>L</b>	<b>6-17 (WC)</b>
12-25-09	Tenn	L	17-42
10-31-10	SD	L	25-33
9-16-12	SD	L	10-38
9-22-13	Tenn	W	20-17
11-6-16	SD	L	35-43
10-21-18	LA*	L	19-20
10-20-19	Tenn	W	23-20

**Total Points:** Titans 1,001, Chargers 1,158  
**Longest Win Streak:** 4 (1961-62, 1987-92)  
**Longest Losing Streak:** 9 (1993-2012)  
**At Nissan Stadium:** 2-2  
**At Qualcomm Stadium:** 3-13-1  
**At StubHub Center:** 0-0  
**At SoFi Stadium:** 0-0  
**\*At Wembley Stadium:** 0-1  
**Series Sweeps:** Titans (1962); Chargers (1963, 64, 65)

 **vs. LOS ANGELES RAMS** Regular Season: 6-7 (Home 3-4, Away 3-3) • Playoffs: 0-1 (Neutral Site 0-1)

Date	Site	W/L	Score
10-7-73	Hou	L	26-31
9-24-78	Hou	L	6-10
9-6-81	LA	W	27-20
12-9-84	LA	L	16-27
9-13-87	Hou	W	20-16
11-4-90	LA	L	13-17
9-26-93	Hou	L	28-13

Date	Site	W/L	Score
10-31-99	Tenn	W	24-21
<b>1-30-00</b>	<b>Atl</b>	<b>L</b>	<b>16-23 (SB 34)</b>
9-25-05	St.L	L	27-31
12-13-09	Tenn	W	47-7
11-3-13	StL	W	28-21
12-24-17	Tenn	L	27-23
11-7-21	LAR	W	28-16

**Total Points:** Titans 314, Rams 285  
**Longest Win Streak:** 2 (2009-13)  
**Longest Losing Streak:** 2 (last 2000-05)  
**At Nissan Stadium:** 2-1  
**At Edward Jones Dome:** 1-1  
**At L.A. Memorial Coliseum:** 0-0  
**At SoFi Stadium:** 1-0

 **vs. MIAMI DOLPHINS** Regular Season: 17-21 (Home 9-8, Away 8-13) • Playoffs: 1-0 (Home 0-0, Away 1-0)

Date	Site	W/L	Score
10-23-66	Hou	L	13-20
12-18-66	Mia	L	28-29
12-3-67	Hou	W	17-14
12-23-67	Mia	W	41-10
9-14-68	Mia	W	24-10
10-6-68	Hou	L	7-24
9-28-69	Hou	W	22-10
11-23-69	Mia	W	32-7
9-27-70	Hou	L	10-20
9-24-72	Mia	L	13-34
11-16-75	Hou	W	20-19
10-2-77	Mia	L	7-27
11-20-78	Hou	W	35-30

Date	Site	W/L	Score
<b>12-24-78</b>	<b>Mia</b>	<b>W</b>	<b>17-9 (WC)</b>
11-5-79	Mia	W	9-6
9-20-81	Hou	L	10-16
12-4-83	Hou	L	17-24
10-14-84	Mia	L	10-28
9-8-85	Hou	W	26-23
11-2-86	Mia	L	7-28
10-1-89	Hou	W	39-7
10-20-91	Mia	W	17-13
11-22-92	Mia	L	16-19
11-17-96	Hou	L	20-23
9-7-97	Mia	L	13-16 OT
11-7-99	Mia	L	0-17

Date	Site	W/L	Score
9-9-01	Tenn	L	23-31
11-9-03	Tenn	W	31-7
9-11-04	Mia	W	17-7
12-24-05	Mia	L	10-24
9-24-06	Mia	L	10-13
12-20-09	Tenn	W	27-24 OT
11-14-10	Mia	L	17-29
11-11-12	Mia	W	37-3
10-18-15	Tenn	L	10-38
10-9-16	Mia	W	30-17
10-8-17	Mia	L	10-16
9-9-18	Mia	L	20-27
1-2-22	Tenn	W	34-3

**Total Points:** Titans 746, Dolphins 722  
**Longest Win Streak:** 3 (1967-68, 78-79)  
**Longest Losing Streak:** 5 (1992-01)  
**At Nissan Stadium:** 3-2  
**At Hard Rock Stadium:** 4-8  
**Series Sweeps:** Titans (1967, 69); Dolphins (1966)

 **vs. MINNESOTA VIKINGS** Regular Season: 5-9 (Home 3-2, Away 2-7) • Playoffs: 0-0

Date	Site	W/L	Score
10-13-74	Min	L	10-51
12-21-80	Hou	W	20-16
10-16-83	Min	L	14-34
12-14-86	Hou	W	23-10
9-10-89	Min	L	7-38
11-15-92	Min	W	17-13

Date	Site	W/L	Score
10-8-95	Min	L	17-23
12-26-98	Tenn	L	16-26
12-9-01	Min	L	24-42
10-24-04	Min	L	3-20
9-28-08	Tenn	W	30-17
10-7-12	Min	L	7-30

Date	Site	W/L	Score
9-11-16	Ten	L	16-25
9-27-20	Min	W	31-30

**Total Points:** Titans 219, Vikings 350  
**Longest Win Streak:** 1 (last 2020)  
**Longest Losing Streak:** 4 (1995-04)  
**At Nissan Stadium:** 1-0  
**At Metrodome:** 1-6  
**At U.S. Bank Stadium:** 1-0

 **vs. NEW ENGLAND PATRIOTS** Regular Season: 16-24-1 (Home 11-7, Away 5-17-1) • Playoffs: 2-2 (Home 0-0, Away 2-2)

Date	Site	W/L	Score
11-25-60	NE	W	24-10
12-18-60	Hou	W	37-21
10-13-61	NE	T	31-31
11-12-61	Hou	W	27-15
9-16-62	NE	L	21-34
11-18-62	Hou	W	21-17
11-1-63	NE	L	3-45
12-8-63	Hou	L	28-46
11-6-64	NE	L	24-25
11-29-64	Hou	L	17-34
9-19-65	Hou	W	10-31
12-18-65	NE	L	14-42
9-25-66	NE	L	21-27
11-13-66	Hou	L	14-38

Date	Site	W/L	Score
11-5-67	NE	L	7-18
11-26-67	Hou	W	27-6
10-13-68	NE	W	16-0
12-15-68	Hou	W	45-17
11-2-69	NE	L	0-24
12-14-69	Hou	W	23-27
11-7-71	NE	L	20-28
11-25-73	Hou	L	0-32
9-21-75	NE	W	7-0
11-12-78	NE	W	26-23
<b>12-31-78</b>	<b>NE</b>	<b>W</b>	<b>31-14 (Div)</b>
11-10-80	Hou	W	38-34
10-18-81	NE	L	10-38
11-28-82	NE	L	21-29

Date	Site	W/L	Score
10-18-87	Hou	L	7-21
9-25-88	Hou	W	31-6
10-8-89	NE	L	13-23
9-22-91	NE	L	20-24
10-17-93	NE	W	28-14
9-20-98	NE	L	16-27
12-16-02	Tenn	W	24-7
10-5-03	NE	L	30-38
<b>1-10-04</b>	<b>NE</b>	<b>L</b>	<b>14-17 (Div)</b>
12-31-06	Tenn	L	23-40
10-18-09	NE	L	0-59
9-9-12	Tenn	L	13-34
12-20-15	NE	L	16-33
<b>1-13-18</b>	<b>NE</b>	<b>L</b>	<b>14-35 (Div)</b>

**Total Points:** Titans 904, Patriots 1,118  
**Longest Win Streak:** 4 (1975-80)  
**Longest Losing Streak:** 6 (2003-15)  
**At Nissan Stadium:** 2-2  
**At Gillette Stadium:** 1-6  
**Series Sweeps:** Titans (1960, 68); Patriots (1963, 64, 66)



## vs. NEW ORLEANS SAINTS

Regular Season: 9-6-1 (Home 3-4-1, Away 6-2) • Playoffs: 0-0

Date	Site	W/L	Score
10-3-71	Hou	T	13-13
10-3-76	NO	W	31-26
12-10-78	NO	W	17-12
11-22-81	Hou	L	24-27
9-30-84	Hou	L	10-27
12-13-87	NO	L	10-24

Date	Site	W/L	Score
10-21-90	Hou	W	23-10
9-5-93	NO	L	21-33
11-10-96	NO	W	31-14
10-17-99	NO	W	24-21
9-21-03	Tenn	W	27-12
9-24-07	NO	W	31-14

Date	Site	W/L	Score
12-11-11	Tenn	L	17-22
11-8-15	NO	W	34-28 OT
12-22-19	Tenn	L	28-38
11-14-21	Tenn	W	23-21

**Total Points:** Titans 364, Saints 342  
**Longest Win Streak:** 4 (1996-07)  
**Longest Losing Streak:** 3 (1981-87)  
**At Nissan Stadium:** 2-2  
**At Superdome:** 6-2



## vs. NEW YORK GIANTS

Regular Season: 6-6 (Home 3-3, Away 6-3) • Playoffs: 0-0

Date	Site	W/L	Score
9-16-73	NY	L	14-34
12-5-82	NY	L	14-17
12-8-85	Hou	L	14-35
12-21-91	NY	L	20-24
11-21-94	Hou	L	10-13

Date	Site	W/L	Score
11-9-97	Tenn	W	10-6
10-1-00	Tenn	W	28-14
12-1-02	NY	W	32-29 OT
11-26-06	Tenn	W	24-21
9-26-10	NY	W	29-10

Date	Site	W/L	Score
12-7-14	Tenn	L	7-36
12-16-18	NY	W	17-0

**Total Points:** Titans 219, Giants 239  
**Longest Win Streak:** 5 (1997-10)  
**Longest Losing Streak:** 5 (1973-94)  
**At Nissan Stadium:** 2-1  
**At Giants Stadium:** 1-2  
**At MetLife Stadium:** 2-0



## vs. NEW YORK JETS

Regular Season: 24-20-1 (Home 18-7, Away 6-13-1) • Playoffs: 1-0 (Home 1-0, Away 0-0)

Date	Site	W/L	Score
10-9-60	Hou	W	27-21
10-23-60	NY	W	42-28
11-19-61	Hou	W	49-13
12-10-61	NY	W	48-21
10-14-62	Hou	W	56-17
12-15-62	NY	W	44-10
9-22-63	NY	L	17-24
11-10-63	Hou	W	31-27
10-17-64	NY	L	21-24
12-13-64	Hou	W	33-17
9-12-65	Hou	W	27-21
11-21-65	NY	L	14-41
9-18-66	NY	L	13-52
10-16-66	Hou	W	24-0

Date	Site	W/L	Score
10-15-67	NY	T	28-28
10-20-68	Hou	L	14-20
11-10-68	NY	L	7-26
10-20-69	NY	L	17-26
12-6-69	Hou	L	26-34
10-1-72	Hou	W	26-20
11-3-74	NY	W	27-22
9-18-77	Hou	W	20-0
10-28-79	Hou	W	27-24
11-23-80	NY	L	28-31 OT
9-27-81	NY	L	17-33
11-18-84	Hou	W	31-20
9-18-88	NY	L	3-45
10-28-90	Hou	L	12-17

Date	Site	W/L	Score
10-13-91	NY	W	23-20
<b>12-29-91</b>	<b>Hou</b>	<b>W</b>	<b>17-10 (WC)</b>
1-2-94	Hou	W	24-0
12-24-94	Hou	W	24-10
12-17-95	Hou	W	23-6
12-1-96	NY	W	35-10
11-22-98	Tenn	L	3-24
12-1-03	NY	L	17-24
9-10-06	Tenn	L	16-23
12-23-07	Tenn	W	10-6
11-23-08	Tenn	L	13-34
9-27-09	NY	L	17-24
12-17-12	Tenn	W	14-10
10-6-13	Tenn	W	38-13

**Total Points:** Titans 1,072, Jets 971  
**Longest Win Streak:** 6 (last 1991-96)  
**Longest Losing Streak:** 4 (1968-69)  
**At Nissan Stadium:** 4-3  
**At Giants Stadium:** 2-3  
**At MetLife Stadium:** 0-2  
**Series Sweeps:** Titans (1960, 61, 62); Jets (1968, 69)



## vs. PHILADELPHIA EAGLES

Regular Season: 5-7 (Home 3-3, Away 2-4) • Playoffs: 0-0

Date	Site	W/L	Score
11-12-72	Hou	L	17-18
12-16-79	Hou	L	20-26
12-19-82	Phil	L	14-35
10-2-88	Phil	L	23-32
12-2-91	Hou	L	6-13

Date	Site	W/L	Score
10-24-94	Phil	L	6-21
12-3-00	Phil	W	15-13
9-8-02	Tenn	W	27-24
11-19-06	Phil	W	31-13
10-24-10	Tenn	W	37-19

Date	Site	W/L	Score
11-23-14	Phil	L	24-43
9-30-18	Tenn	W	26-23

**Total Points:** Titans 246, Eagles 280  
**Longest Win Streak:** 4 (2000-10)  
**Longest Losing Streak:** 6 (1972-94)  
**At Nissan Stadium:** 3-0  
**At Lincoln Financial Field:** 1-1



## vs. PITTSBURGH STEELERS

Regular Season: 31-45 (Home 19-19, Away 12-26) • Playoffs: 1-3 (Home 1-1, Away 0-2)

Date	Site	W/L	Score
9-20-70	Pitt	W	19-7
10-18-70	Hou	L	3-7
10-24-71	Pitt	L	16-23
12-5-71	Hou	W	29-3
10-15-72	Pitt	L	7-24
12-10-72	Hou	L	3-9
9-30-73	Hou	L	7-36
12-9-73	Pitt	L	7-33
10-6-74	Hou	L	7-13
12-1-74	Pitt	W	13-10
11-9-75	Pitt	L	17-24
11-24-75	Hou	L	9-32
11-21-76	Pitt	L	16-32
12-11-76	Hou	L	0-21
10-9-77	Hou	W	27-10
10-23-77	Pitt	L	10-27
10-23-78	Pitt	W	24-17
12-3-78	Hou	L	3-13
<b>1-7-79</b>	<b>Pitt</b>	<b>L</b>	<b>5-34 (Champ)</b>
9-9-79	Pitt	L	7-38
12-10-79	Hou	W	20-17
<b>1-6-80</b>	<b>Pitt</b>	<b>L</b>	<b>13-27 (Champ)</b>
9-7-80	Pitt	L	17-31

Date	Site	W/L	Score
12-4-80	Hou	W	6-0
10-26-81	Pitt	L	13-26
12-20-81	Hou	W	21-20
11-21-82	Hou	L	10-24
9-18-83	Hou	L	28-40
10-2-83	Pitt	L	10-17
11-4-84	Pitt	L	7-35
12-2-84	Hou	W	23-20 OT
9-22-85	Pitt	L	0-20
11-17-85	Hou	L	7-30
9-28-86	Hou	L	16-22 OT
11-16-86	Pitt	L	10-21
11-15-87	Pitt	W	23-3
12-20-87	Hou	W	24-16
10-16-88	Pitt	W	34-14
12-4-88	Hou	L	34-37
10-22-89	Hou	W	27-0
12-3-89	Pitt	W	23-16
<b>12-31-89</b>	<b>Hou</b>	<b>L</b>	<b>26-23 OT (WC)</b>
9-16-90	Pitt	L	9-20
12-30-90	Hou	W	34-14
11-24-91	Pitt	L	14-26
12-8-91	Hou	W	31-6

Date	Site	W/L	Score
9-6-92	Hou	L	24-29
11-1-92	Pitt	L	20-21
11-28-93	Hou	W	23-3
12-19-93	Pitt	W	26-17
10-3-94	Pitt	L	14-30
11-6-94	Hou	L	9-12 OT
9-10-95	Hou	L	17-34
12-3-95	Pitt	L	7-21
9-29-96	Pitt	L	16-30
10-20-96	Hou	W	23-13
9-28-97	Pitt	L	24-37
12-21-97	Tenn	W	16-6
11-1-98	Pitt	W	41-31
11-15-98	Tenn	W	23-14
11-21-99	Tenn	W	16-10
1-2-00	Pitt	W	47-36
9-24-00	Pitt	W	23-20
11-5-00	Tenn	W	9-7
10-29-01	Pitt	L	7-34
11-25-01	Tenn	L	24-34
11-17-02	Tenn	W	31-23
<b>1-11-03</b>	<b>Tenn</b>	<b>W</b>	<b>34-31 OT (Div)</b>
9-28-03	Pitt	W	30-13

**Total Points:** Titans 1,406, Steelers 1,710  
**Longest Win Streak:** 7 (1997-00)  
**Longest Losing Streak:** 5 (last 1994-96)  
**At Nissan Stadium:** 6-4  
**At Heinz Field:** 2-6  
**Series Sweeps:** Titans (1987, 89, 93, 98, 99, 00); Steelers (1972, 73, 75, 76, 83, 85, 86, 92, 94, 95, 01)



**vs. SAN FRANCISCO 49ERS**

Regular Season: 6-9 (Home 3-5, Away 3-4) • Playoffs: 0-0

Date	Site	W/L	Score
11-15-70	Hou	L	20-30
12-7-75	SF	W	27-13
9-17-78	Hou	W	20-19
12-13-81	SF	L	6-28
10-21-84	Hou	L	21-34
11-8-87	SF	L	20-27

Date	Site	W/L	Score
10-7-90	Hou	L	21-24
12-25-93	SF	W	10-7
10-27-96	Hou	L	9-10
10-3-99	SF	L	22-24
11-27-05	Tenn	W	33-22
11-8-09	SF	W	34-27

Date	Site	W/L	Score
10-20-13	Tenn	L	17-31
12-17-17	SF	L	23-25
12-23-21	Tenn	W	20-17

**Total Points:** Titans 303, 49ers 338  
**Longest Win Streak:** 2 (1975-78, 2005-09)  
**Longest Losing Streak:** 4 (1981-90)  
**At Nissan Stadium:** 2-1  
**At Candlestick Park:** 3-3  
**At Levi's Stadium:** 0-1



**vs. SEATTLE SEAHAWKS**

Regular Season: 7-10 (Home 4-3, Away 3-7) • Playoffs: 1-0 (Home 1-0, Away 0-0)

Date	Site	W/L	Score
11-20-77	Sea	W	22-10
10-21-79	Sea	L	14-34
10-5-80	Hou	L	7-26
10-11-81	Hou	W	35-17
9-19-82	Hou	W	23-21
1-3-88	Hou	W	23-20 OT (WC)

Date	Site	W/L	Score
11-13-88	Sea	L	24-27
12-2-90	Sea	L	10-13 OT
11-7-93	Hou	W	24-14
12-11-94	Hou	L	14-16
11-3-96	Sea	L	16-23
10-5-97	Sea	L	13-16

Date	Site	W/L	Score
11-29-98	Sea	L	18-20
12-18-05	Tenn	L	24-28
1-3-10	Sea	W	17-13
10-13-13	Sea	L	13-20
9-24-17	Tenn	W	33-27
9-19-21	Sea	W	33-30 OT

**Total Points:** Titans 363, Seahawks 375  
**Longest Win Streak:** 3 (1981-87)  
**Longest Losing Streak:** 5 (1994-05)  
**At Nissan Stadium:** 1-1  
**At CenturyLink Field:** 1-1  
**At Lumen Field:** 1-0



**vs. TAMPA BAY BUCCANEERS**

Regular Season: 10-2 (Home 8-0, Away 2-2) • Playoffs: 0-0

Date	Site	W/L	Score
9-12-76	Hou	W	20-0
10-19-80	Hou	W	20-14
11-27-83	TB	L	24-33
12-10-89	Hou	W	20-17
10-29-95	Hou	W	19-7
11-8-98	TB	W	31-22

Date	Site	W/L	Score
10-14-01	Tenn	W	31-28 OT
12-28-03	Tenn	W	33-13
10-14-07	TB	L	10-13
11-27-11	Tenn	W	23-17
9-13-15	TB	W	42-14
10-27-19	Tenn	W	27-23

**Total Points:** Titans 300, Buccaneers 201  
**Longest Win Streak:** 5 (1989-03)  
**Longest Losing Streak:** 1 (1983, 2007)  
**At Nissan Stadium:** 4-0  
**At Raymond James Stadium:** 2-1



**vs. WASHINGTON COMMANDERS**

Regular Season: 7-6 (Home 4-2, Away 3-4) • Playoffs: 0-0

Date	Site	W/L	Score
10-10-71	Wash	L	13-22
10-19-75	Hou	W	13-10
9-2-79	Wash	W	29-27
9-15-85	Wash	L	16-13
10-30-88	Hou	W	41-17
11-3-91	Wash	L	13-16 OT

Date	Site	W/L	Score
10-19-97	Tenn	W	28-14
10-30-00	Wash	W	27-21
10-6-02	Tenn	L	14-31
10-15-06	Wash	W	25-22
11-21-10	Tenn	L	16-19 OT
10-20-14	Wash	L	17-19

**Total Points:** Titans 258, Washington 231  
**Longest Win Streak:** 2 (last 1997-00)  
**Longest Losing Streak:** 2 (2010-14)

**At Nissan Stadium:** 1-2  
**At Fedex Field:** 2-1





## TITANS ALL-TIME FIRST-ROUND DRAFT PICKS

Year	Pick	Player	Pos.	College	Year	Pick	Player	Pos.	College
2022	18	Treyton Burks	WR	Arkansas	1986	3	Jim Everett	QB	Purdue
2021	22	Caleb Farley	CB	Virginia Tech	1985	3	Ray Childress	DE	Texas A&M
2020	29	Isaiah Wilson	T	Georgia		11	Richard Johnson	DB	Wisconsin
2019	19	Jeffery Simmons	DT	Mississippi State	1984	2	Dean Steinkuhler	T	Nebraska
2018	22	Rashaan Evans	LB	Alabama	1983	9	Bruce Matthews	G	Southern California
2017	5	Corey Davis	WR	Western Michigan	1982	8	Mike Munchak	G	Penn State
	18	Adoree' Jackson	CB	Southern California	1981		(none)		
2016	8	Jack Conklin	T	Michigan State	1980		(none)		
2015	2	Marcus Mariota	QB	Oregon	1979		(none)		
2014	11	Taylor Lewan	T	Michigan	1978	1	Earl Campbell	RB	Texas
2013	10	Chance Warmack	G	Alabama	1977	11	Morris Towns	T	Missouri
2012	20	Kendall Wright	WR	Baylor	1976		(none)		
2011	8	Jake Locker	QB	Washington	1975	6	Robert Brazile	LB	Jackson State
2010	16	Derrick Morgan	DE	Georgia Tech		15	Don Hardeman	RB	Texas A&M-Kingsville
2009	30	Kenny Britt	WR	Rutgers	1974		(none)		
2008	24	Chris Johnson	RB	East Carolina	1973	1	John Matuszak	DE	Tampa
2007	19	Michael Griffin	DB	Texas		14	George Amundson	RB	Iowa State
2006	3	Vince Young	QB	Texas	1972	6	Greg Sampson	DE	Stanford
2005	6	Pacman Jones	CB	West Virginia	1971	3	Dan Pastorini	QB	Santa Clara
2004		(none)			1970	14	Doug Wilkerson	G	North Carolina Central
2003	28	Andre Woolfolk	CB	Oklahoma	1969	15	Ron Pritchard	LB	Arizona State
2002	15	Albert Haynesworth	DT	Tennessee	1968		(none)		
2001		(none)			1967	5	George Webster	LB	Michigan State
2000	30	Keith Bulluck	LB	Syracuse		23	Tom Regner	G	Notre Dame
1999	16	Jevon Kearse	DE	Florida	1966		Tommy Nobis	LB	Texas
1998	16	Kevin Dyson	WR	Utah	1965		Lawrence Elkins	TE	Baylor
1997	18	Kenny Holmes	DE	Miami (Fla.)	1964		Scott Appleton	DT	Texas
1996	14	Eddie George	RB	Ohio State	1963		Danny Brabham	LB	Arkansas
1995	3	Steve McNair	QB	Alcorn State	1962		Ray Jacobs	DT	Howard Payne
1994	26	Henry Ford	DE	Arkansas	1961		Mike Ditka	TE	Pittsburgh
1993	13	Brad Hopkins	T	Illinois	1960		Billy Cannon	HB	Louisiana State
1992		(none)							
1991		(none)							
1990	15	Lamar Lathon	LB	Houston					
1989	23	David Williams	T	Florida					
1988	22	Lorenzo White	RB	Michigan State					
1987	3	Alonzo Highsmith	RB	Miami (Fla.)					
	20	Haywood Jeffires	WR	North Carolina State					



*The Titans drafted Jeffery Simmons in the first round of the 2019 NFL Draft.*



## ALL-TIME DRAFT SELECTIONS

### 2022

Rd.	Pick	Player	Pos.	College
1a	18	Treyton Burks	WR	Arkansas
1b	26	(Traded to N.Y. Jets)		
2a	35	Roger McCreary	CB	Auburn
2b	58	(Traded to Atlanta)		
3a	69	Nicholas Petit-Frere	OL	Ohio State
3b	86	Malik Willis	QB	Liberty
3c	90	(Traded to Las Vegas)		
3d	101	(Traded to N.Y. Jets)		
4a	131	Hassan Haskins	RB	Michigan
4b	143	Chig Okonkwo	TE	Maryland
5a	163	Kyle Philips	WR	UCLA
5b	169	(Traded to Las Vegas)		
6a	204	Theo Jackson	S	Tennessee
6b	219	Chance Campbell	LB	Mississippi
7	247	(Traded to Miami)		

#### Draft Notes

General Manager: Jon Robinson

- 4b, 6b – Awarded as a compensatory selections
- 1a, 3d – Picks acquired from Philadelphia for WR A.J. Brown
- 2b – Pick traded with a fourth-round pick in 2023 to Atlanta for WR Julio Jones and a sixth-round pick in 2023
- 2a, 3a, 5a – Picks acquired from N.Y. Jets for 1b, 3d
- 3b – Pick acquired from Las Vegas for 3c and 5b
- 7 – Pick traded with T Isaiah Wilson to Miami in 2021 (see 2021 7a)

### 2021

Rd.	Pick	Player	Pos.	College
1	22	Caleb Farley	CB	Virginia Tech
2	53	Dillon Radunz	T	North Dakota State
3a	85	(Traded to Green Bay)		
3b	92	Monty Rice	ILB	Georgia
3c	100	Elijah Molden	CB	Washington
4a	109	Dez Fitzpatrick	WR	Louisville
4b	126	(Traded to Carolina)		
4c	135	Rashad Weaver	OLB	Pittsburgh
5	166	(Traded to Carolina)		
6a	185	(Traded to L.A. Chargers)		
6b	205	Racey McMath	WR	Louisiana State
6c	215	Brady Breeze	S	Oregon
7a	232	(Traded to Carolina)		
7b	249	(Traded to L.A. Rams)		

#### Draft Notes

General Manager: Jon Robinson

- 3b, 4c – Picks acquired from Green Bay for 3a
- 3c – Awarded as a compensatory selection
- 4a – Pick acquired from Carolina for 4b, 5 and 7a
- 6a – Pick acquired from Jacksonville in 2020 for OLB Kamalei Correa and 7b; traded to L.A. Chargers in 2020 for CB Desmond King II
- 6c – Pick acquired from Kansas City in 2020 (see 2020, 7b)
- 7a – Pick acquired from Miami for T Isaiah Wilson and a seventh-round choice in 2022; traded with 4b and 5 to Carolina for 4a
- 7b – Pick and OLB Kamalei Correa traded to Jacksonville in 2020 for 6a

### 2020

Rd.	Pick	Player	Pos.	College
1	29	Isaiah Wilson	T	Georgia
2	61	Kristian Fulton	CB	Louisiana State
3	93	Darrynton Evans	RB	Appalachian State
4	135	(Traded to Miami)		
5	174	Larrell Murchison	DL	North Carolina State
6	208	(Traded to Green Bay)		
7a	224	Cole McDonald	QB	Hawaii
7b	237	(Traded to Kansas City)		
7c	243	Chris Jackson	DB	Marshall

#### Draft Notes

General Manager: Jon Robinson

- 4 – Pick traded to Miami in 2019 (see 2019, 6a)

- 6 – Pick traded to Green Bay in 2019 for OLB Reggie Gilbert
- 7a – Pick acquired in a 2019 trade with Cleveland for WR Taywan Taylor
- 7b – Pick acquired in a trade with Denver for DT Jurrell Casey and then traded to Kansas City for a sixth-round choice in 2021

### 2019

Rd.	Pick	Player	Pos.	College
1	19	Jeffery Simmons	DT	Mississippi State
2	51	A.J. Brown	WR	Mississippi
3	82	Nate Davis	OL	Charlotte
4a	116	Amani Hooker	DB	Iowa
4b	121	(Traded to N.Y. Jets)		
5a	157	(Traded to N.Y. Jets)		
5b	168	D'Andre Walker	OLB	Georgia
6a	188	David Long	LB	West Virginia
6b	191	(Traded to Baltimore)		
7	233	(Traded to Miami)		

#### Draft Notes

General Manager: Jon Robinson

- 4a, 5b – Picks acquired in a trade with N.Y. Jets for 4b and 5a
- 6a – Pick and QB Ryan Tannehill acquired in a trade with Miami for a seventh-round pick (233 overall) and a fourth-round pick in 2020
- 6b – Pick acquired in a trade with Baltimore for LB Kamalei Correa

### 2018

Rd.	Pick	Player	Pos.	College
1a	22	Rashaan Evans	LB	Alabama
1b	25	(traded to Baltimore)		
2a	41	Harold Landry	OLB	Boston College
2b	57	(traded to Oakland)		
3	89	(traded to Oakland)		
4	125	(traded to Baltimore)		
5a	152	Dane Cruikshank	DB	Arizona
5b	162	(traded to Baltimore)		
6a	199	Luke Falk	QB	Washington State
6b	215	(acquired from Baltimore and traded back to Baltimore)		
7	243	(traded to Kansas City)		

#### Draft Notes

General Manager: Jon Robinson

- 1a, 6b – Picks acquired in a trade with Baltimore for 1b and 4 (6b later traded back to Baltimore)
- 2a – Pick acquired in a trade with Oakland for 2b and 3
- 5a – Pick acquired in a trade with Baltimore for 5b and 6b (6b originally traded from Baltimore to Tennessee before being traded back to Baltimore)
- 7 – Pick traded to Kansas City in 2017 for defensive lineman David King

### 2017

Rd.	Pick	Player	Pos.	College
1a	5	Corey Davis	WR	Western Michigan
1b	18	Adoree' Jackson	CB	Southern California
2	52	(traded to Cleveland)		
3a	72	Taywan Taylor	WR	Western Kentucky
3b	83	(traded to New England)		
3c	100	Jonnu Smith	TE	Florida International
4	124	(Traded to New England)		
5a	155	Jayon Brown	LB	UCLA
5b	164	(Traded to Philadelphia)		
6a	200	(Traded to N.Y. Giants)		
6b	203	(Traded to Denver)		
6c	207	(Traded to Cincinnati)		
6d	214	(Traded to Philadelphia)		
6e	217	Corey Levin	OL	Chattanooga
7a	227	Josh Carraway	OLB	Texas Christian
7b	236	Brad Seaton	T	Villanova
7c	241	Khalfani Muhammad	RB	California

#### Draft Notes

General Manager: Jon Robinson

- 2 – Pick traded to Cleveland during 2016 draft (see 2016, 1b)
- 3a, 6a – Picks acquired in a trade with New England for 3b and 4

## ALL-TIME DRAFT SELECTIONS

- 3c – Compensatory selection; acquired in a trade with the Los Angeles Rams during the 2016 draft (see 2016, 1a)
- 5a – Pick acquired in a trade with Philadelphia for 5b, 6d
- 6b – Pick traded to Denver during 2016 draft (see 2016, 5b)
- 6c, 7c – Picks acquired in a trade with the N.Y. Giants for 6a
- 6d – Pick acquired in a trade with Atlanta in 2015 (see 2016, 6c)
- 6e, 7a – Picks acquired in a trade with Cincinnati for 6c

### 2016

Rd.	Pick	Player	Pos.	College
1a	1	(traded to Los Angeles Rams)		
1b	8	Jack Conklin	T	Michigan State
1c	15	(traded to Cleveland)		
2a	33	Kevin Dodd	OLB	Clemson
2b	43	Austin Johnson	DL	Penn State
2c	45	Derrick Henry	RB	Alabama
3a	64	Kevin Byard	S	Middle Tennessee State
3b	76	(traded to Cleveland)		
4a	100	(traded to Philadelphia)		
4b	113	(traded to Los Angeles Rams)		
5a	140	Tajae Sharpe	WR	Massachusetts
5b	157	LeShaun Sims	CB	Southern Utah
6a	176	(traded to Denver)		
6b	177	(traded to Los Angeles Rams)		
6c	193	Sebastian Tretola	G	Arkansas
7a	222	Aaron Wallace	OLB	UCLA
7b	253	Kalan Reed	CB	Southern Mississippi

#### Draft Notes

General Manager: Jon Robinson

- 1b, 6a – Picks acquired in a trade with Cleveland for 1c, 3b and a 2017 second-round choice
- 1c, 2b, 2c, 3b – Picks and 2017 first-round and third-round choices acquired in a trade with the L.A. Rams for 1a, 4b and 6b
- 4b – Pick acquired in a trade with Philadelphia for 4a and RB DeMarco Murray
- 5b, 7b – Picks acquired in a trade with Denver for 6a and a 2017 sixth-round choice
- 6c – Pick and a 2017 sixth-round choice acquired in 2015 from Atlanta for G Andy Levitre.

### 2015

Rd.	Pick	Player	Pos.	College
1	2	Marcus Mariota	QB	Oregon
2a	33	(traded to New York Giants)		
2b	40	Dorial Green-Beckham	WR	Oklahoma
3	66	Jeremiah Poutasi	OL	Utah
4a	100	Angelo Blackson	DE	Auburn
4b	108	Jalston Fowler	FB	Alabama
5	138	David Cobb	RB	Minnesota
6a	177	Deiontrez Mount	OLB	Louisville
6b	208	Andy Gallik	C	Boston College
7a	219	(traded to New England)		
7b	245	Tre McBride	WR	William & Mary

#### Draft Notes

General Manager: Ruston Webster

- 2b, 4b, 7 – Picks acquired from New York Giants for 2a.
- 6b – Pick acquired in 2014 from New England for LB Akeem Ayers and 7a.

### 2014

Rd.	Pick	Player	Pos.	College
1	11	Taylor Lewan	T	Michigan
2a	42	(traded to Philadelphia)		
2b	54	Bishop Sankey	RB	Washington
3	77	(traded to San Francisco)		
4a	112	DaQuan Jones	DL	Penn State
4b	122	Marqueston Huff	DB	Wyoming
5	151	Avery Williamson	LB	Kentucky
6a	178	Zach Mettenberger	QB	Louisiana State
6b	186	(traded to Washington)		

7 228 (traded to Washington)

#### Draft Notes

General Manager: Ruston Webster

- 2b, 4b – Picks acquired in trade with Philadelphia for 2a.
- 3 – Pick traded to San Francisco during 2013 draft (see 2013, 2a).
- 6a – Pick acquired in trade with Washington for 6b and 7.

### 2013

Rd.	Pick	Player	Pos.	College
1	10	Chance Warmack	G	Alabama
2a	34	Justin Hunter	WR	Tennessee
2b	40	(traded to San Francisco)		
3a	70	Blidi Wreh-Wilson	CB	Connecticut
3b	97	Zaviar Gooden	LB	Missouri
4	107	Brian Schwenke	C	California
5	142	Lavar Edwards	DE	Louisiana State
6a	176	(traded to Minnesota)		
6b	202	Khalid Wooten	CB	Nevada
7a	216	(traded to San Francisco)		
7b	248	Daimion Stafford	S	Nebraska

#### Draft Notes

General Manager: Ruston Webster

- 2a – Pick acquired in trade with San Francisco for 2b, 7a and a third-round pick in 2014.
- 6a – Pick traded to Minnesota in 2012 for a seventh-round pick in 2012.
- 3b, 6b, 7b – Awarded as compensatory selections

### 2012

Rd.	Pick	Player	Pos.	College
1	20	Kendall Wright	WR	Baylor
2	52	Zach Brown	LB	North Carolina
3	82	Mike Martin	DT	Michigan
4	115	Coty Sensabaugh	CB	Clemson
5a	145	Taylor Thompson	TE	Southern Methodist
5b	155	(traded to Miami)		
6	190	Markelle Martin	S	Oklahoma State
7a	211	Scott Solomon	DE	Rice
7b	227	(traded to Miami)		

#### Draft Notes

General Manager: Ruston Webster

- 5a – Pick acquired in trade with Miami for 5b and 7b
- 7a – Pick acquired in trade with Minnesota for a sixth-round choice in 2013

### 2011

Rd.	Pick	Player	Pos.	College
1	8	Jake Locker	QB	Washington
2	39	Akeem Ayers	LB	UCLA
3	77	Jurrell Casey	DT	Southern California
4a	109	Colin McCarthy	LB	Miami (Fla.)
4b	130	Jamie Harper	RB	Clemson
5	142	Karl Klug	DL	Iowa
6	175	Byron Stingily	T	Louisville
7a	212	Zach Clayton	DT	Auburn
7b	251	Tommie Campbell	DB	California (Pa.)

#### Draft Notes

General Manager: Mike Reinfeldt

- 4b, 7b – Awarded as compensatory selections

## ALL-TIME DRAFT SELECTIONS

### 2010

Rd.	Pick	Player	Pos.	College
1	16	Derrick Morgan	DE	Georgia Tech
2	47	(traded to New England)		
3a	77	Damian Williams	WR	Southern California
3b	97	Rennie Curran	LB	Georgia
4a	104	Alterraun Verner	CB	UCLA
4b	111	(traded to Seattle)		
5	148	Robert Johnson	S	Utah
6a	176	Rusty Smith	QB	Florida Atlantic
6b	185	(traded to Seattle)		
6c	207	Myron Rolle	S	Florida State
7a	222	Marc Mariani	WR	Montana
7b	241	David Howard	DT	Brown

#### Draft Notes

General Manager: Mike Reinfeldt

• 3b, 6c, 7b – Awarded as compensatory selections

• 2 – Traded to New England in 2009 (see 2009 3a)

• 4a, 6a – Picks acquired in trade with Seattle for RB LenDale White, DT Kevin Vickerson, 4b and 6b

### 2009

Rd.	Pick	Player	Pos.	College
1	30	Kenny Britt	WR	Rutgers
2	62	Sen'Derrick Marks	DT	Auburn
3a	89	Jared Cook	TE	South Carolina
3b	94	Ryan Mouton	CB	Hawaii
4a	130	Gerald McRath	LB	Southern Mississippi
4b	135	Troy Kropog	T/G	Tulane
5a	166	(Traded to Dallas)		
5b	173	Javon Ringer	RB	Michigan State
6a	203	Jason McCourty	CB	Rutgers
6b	206	Dominique Edison	WR	Stephen F. Austin
7a	239	Ryan Durand	G	Syracuse
7b	242	Nick Schommer	S	North Dakota State

#### Draft Notes

General Manager: Mike Reinfeldt

• 4b, 5b, 6b, 7b – Awarded as compensatory selections

• 3a – Pick acquired in trade with New England for second round pick in 2010

• 5a – Pick traded to Dallas (see 2008 4c)

### 2008

Rd.	Pick	Player	Pos.	College
1	24	Chris Johnson	RB	East Carolina
2	54	Jason Jones	DL	Eastern Michigan
3	85	Craig Stevens	TE	California
4a	103	William Hayes	DE	Winston-Salem State
4b	124	(Traded to Washington)		
4c	126	Lavelle Hawkins	WR	California
4d	134	Stanford Keglar	LB	Purdue
5	157	(Traded to Washington)		
6	189	(Traded to Seattle)		
7	229	Cary Williams	CB	Washburn

#### Draft Notes

General Manager: Mike Reinfeldt

• 4d – Awarded as compensatory selection

• 4a – Pick acquired in trade with Washington for fourth round pick (#124 overall) and fifth round pick (#157 overall).

• 4b – Traded to Washington (see 4a)

• 4c – Pick acquired in trade with Dallas for Pacman Jones

• 5 – Pick traded to Washington (see 4a)

• 6 – Pick traded to Seattle for Bryce Fisher

### 2007

Rd.	Pick	Player	Pos.	College
1	19	Michael Griffin	S	Texas
2	50	Chris Henry	RB	Arizona
3	80	Paul Williams	WR	Fresno State
4a	115	Leroy Harris	G/C	North Carolina State
4b	128	Chris Davis	WR	Florida State
5	152	Antonio Johnson	DT	Mississippi State
6a	188	Joel Filani	WR	Texas Tech
6b	204	Jacob Ford	DE	Central Arkansas
6c	206	Ryan Smith	CB	Florida
7	223	Mike Otto	T	Purdue

#### Draft Notes

General Manager: Mike Reinfeldt

• 4b – Pick acquired in trade with Baltimore for Steve McNair in 2006.

• 6b – Pick acquired in trade with San Diego for Billy Volek in 2006.

• 6c – Pick acquired in trade with Indianapolis for seventh round pick (#238 overall) in 2006. That selection was originally obtained from Indianapolis for Rocky Calmus.

### 2006

Rd.	Pick	Player	Pos.	College
1	3	Vince Young	QB	Texas
2a	39	(Traded to Philadelphia)		
2b	45	LenDale White	RB	Southern California
3	70	(Traded to Buffalo)		
4a	102	Calvin Lowry	S	Penn State
4b	116	Stephen Tulloch	LB	North Carolina State
5a	137	Terna Nande	LB	Miami (Ohio)
5b	169	Jesse Mahelona	DT	Tennessee
6	172	Jonathan Orr	WR	Wisconsin
7a	215	Cortland Finnegan	CB	Samford
7b	238	(Traded to Indianapolis)		
7c	245	Spencer Toone	LB	Utah
7d	246	Quinton Ganther	RB	Utah

#### Draft Notes

General Manager: Floyd Reese

• 5b, 7c and 7d – awarded as compensatory selections

• 2a – Pick traded to Philadelphia (see 2b)

• 2b – Pick acquired from Philadelphia along with 2006 fourth round pick (116 overall) for the Titans second round pick (39 overall)

• 3 – Pick traded to Buffalo for RB Travis Henry in 2005

• 7b – Pick acquired from Indianapolis for LB Rocky Calmus in 2005 and traded back to Indianapolis for sixth round selection in 2007

### 2005

Rd.	Pick	Player	Pos.	College
1	6	Adam Jones	CB	West Virginia
2a	37	(Traded to Detroit)		
2b	41	Michael Roos	T	Eastern Washington
3a	68	Courtney Roby	WR	Indiana
3b	96	Brandon Jones	WR	Oklahoma
4a	108	Vincent Fuller	S	Virginia Tech
4b	113	David Stewart	T	Mississippi State
4c	136	Roydell Williams	WR	Tulane
5a	142	Damien Nash	RB	Missouri
5b	150	Daniel Loper	T	Texas Tech
6	179	Bo Scaife	TE	Texas
7	218	Reynaldo Hill	CB	Florida

#### Draft Notes

General Manager: Floyd Reese

• 3b and 4c – awarded as compensatory selections

• 2a – Pick traded to Detroit (see 2b)

• 2b – Pick acquired from Detroit along with 2005 fourth round pick (113 overall) for the Titans second round pick (37 overall)

• 4b – Pick acquired from Detroit (see 2b)

• 5b – Pick acquired from Kansas City for DE Carlos Hall

## ALL-TIME DRAFT SELECTIONS

### 2004

Rd.	Pick	Player	Pos.	College
1	27	(Traded to Houston)		
2a	40	Ben Troupe	TE	Florida
2b	42	Travis LaBoy	DE	Hawaii
2c	57	Antwan Odom	DE	Alabama
3a	71	Randy Starks	DT	Maryland
3b	92	Rich Gardner	CB	Penn State
4a	103	Bo Schobel	DE	Texas Christian
4b	124	Michael Waddell	CB	North Carolina
5a	138	Jacob Bell	G	Miami (Ohio)
5b	159	(Traded to Houston)		
5c	165	Robert Reynolds	LB	Ohio State
6	191	Troy Fleming	RB	Tennessee
7a	230	Jared Clauss	DT	Iowa
7b	239	Eugene Amano	C	S.E. Missouri State
7c	241	Sean McHugh	TE	Penn State

#### Draft Notes

General Manager: Floyd Reese

- 5c, 7b, 7c – awarded as compensatory selections
- 1 – Pick traded to Houston (see 2a)
- 2a – Pick acquired from Houston along with 2004 third round pick (71 overall), fourth round pick (103 overall) and fifth round pick (138 overall) for the Titans 2004 first round pick (27 overall) and fifth round pick (159 overall)
- 2b – Pick acquired from New York Jets for WR Justin McCariens
- 3a – Pick acquired in Houston trade (see 2a)
- 4a – Pick acquired in Houston trade (see 2a)
- 5a – Pick acquired in Houston trade (see 2a)
- 5b – Pick traded to Houston (see 2a)

### 2003

Rd.	Pick	Player	Pos.	College
1	28	Andre Woolfolk	CB	Oklahoma
2	60	Tyrone Calico	WR	Middle Tennessee State
3	93	Chris Brown	RB	Colorado
4	126	Rien Long	DT	Washington State
5a	154	Donnie Nickey	S	Ohio State
5b	164	(Traded to New England)		
6	201	(Traded to New England)		
7a	225	Todd Williams	T	Florida State
7b	243	(Traded to New England)		

#### Draft Notes

General Manager: Floyd Reese

- 5a – Pick acquired from New England along with 2003 seventh round pick (225 overall) for the Titans 2003 fifth round pick (164 overall), sixth round pick (201 overall) and seventh round pick (243 overall)
- 5b – Pick traded to New England (see 5a)
- 6 – Pick traded to New England (see 5a)
- 7a – Pick acquired in New England trade (see 5a)
- 7b – Pick traded to New England (see 5a)

### 2002

Rd.	Pick	Player	Pos.	College
1a	14	(Traded to N.Y. Giants)		
1b	15	Albert Haynesworth	DT	Tennessee
2	45	Tank Williams	S	Stanford
3	77	Rocky Calmus	LB	Oklahoma
4a	110	Mike Echols	CB	Wisconsin
4b	115	Tony Beckham	CB	Wisconsin-Stout
4c	133	Rocky Boiman	LB	Notre Dame
5	151	Jake Schifino	WR	Akron
6	187	Justin Hartwig	G	Kansas
7a	225	Darrell Hill	WR	Northern Illinois
7b	240	Carlos Hall	DE	Arkansas

#### Draft Notes

General Manager: Floyd Reese

- 4c – awarded as compensatory selection
- 1a – Pick traded to N.Y. Giants (see 1b)

- 1b – Pick acquired from the New York Giants along with 2002 fourth round pick (115 overall) for the Titans 2002 first round pick (14 overall)
- 4b – Pick acquired in Giants trade (see 1b)
- 7b – Pick acquired from Green Bay for DT Rod Walker

### 2001

Rd.	Pick	Player	Pos.	College
1	29	(Traded to St. Louis)		
2	60	Andre Dyson	CB	Utah
3	90	Shad Meier	TE	Kansas State
4	124	Justin McCareins	WR	Northern Illinois
5	159	Eddie Berlin	WR	Northern Iowa
6a	192	Dan Alexander	RB	Nebraska
6b	199	Adam Haayer	T	Minnesota
7a	229	(Traded to Oakland)		
7b	232	Keith Adams	LB	Clemson

#### Draft Notes

General Manager: Floyd Reese

- 6b, 7b – awarded as compensatory selections
- 1 – Pick traded to St. Louis for DE Kevin Carter
- 7a – Pick traded to Oakland for C Gennaro DiNapoli

### 2000

Rd.	Pick	Player	Pos.	College
1	30	Keith Bulluck	LB	Syracuse
3a	68	Erron Kinney	TE	Florida
3b	93	Byron Frisch	DE	Brigham Young
4a	124	Bobby Myers	S	Wisconsin
4b	128	Peter Sirmon	LB	Oregon
5a	135	Aric Morris	S	Michigan State
5b	160	Frank Chamberlin	LB	Boston College
6	197	Robaire Smith	DE	Michigan State
7a	213	Mike Green	RB	Houston
7b	237	Wes Shivers	T	Mississippi State

#### Draft Notes

General Manager: Floyd Reese

- 4b – awarded as compensatory selection
- 7a – Pick acquired from Chicago for LB Lemanski Hall

### 1999

Rd.	Pick	Player	Pos.	College
1	16	Jevon Kearse	DE	Florida
2a	46	(Traded to New England)		
2b	52	John Thornton	DT	West Virginia
3	81	Zach Piller	G	Florida
4a	114	Brad Ware	S	Auburn
4b	117	Donald Mitchell	CB	Southern Methodist
5	151	Kevin Daft	QB	California-Davis
6	186	Darran Hall	WR	Colorado State
7	222	Phil Glover	LB	Utah

#### Draft Notes

General Manager: Floyd Reese

- 2a – Pick traded to New England (see 2b)
- 2b – Pick acquired from New England along with 1999 fourth round pick (117 overall) for Titans 1999 second round pick (46 overall)
- 4b – Pick acquired in New England trade (see 2b)

### 1998

Rd.	Pick	Player	Pos.	College
1	16	Kevin Dyson	WR	Utah
2	46	Samari Rolle	CB	Florida State
3	77	Dainon Sidney	CB	Alabama-Birmingham
4	107	Joe Salave'a	DT	Arizona
5	139	Benji Olson	G	Washington
6	168	Lee Wiggins	DB	South Carolina
7a	205	Jimmy Sprotte	LB	Arizona
7b	229	Kevin Long	C	Florida State



## ALL-TIME DRAFT SELECTIONS

### Draft Notes

General Manager: Floyd Reese

- 7b – awarded as a compensatory selection

### 1997

Rd.	Pick	Player	Pos.	College
1a	13	(Traded to Kansas City)		
1b	18	Kenny Holmes	DE	Miami (Fla.)
2	46	Joey Kent	WR	Tennessee
3a	75	Denard Walker	CB	Louisiana State
3b	81	Scott Sanderson	T	Washington State
4a	98	Derrick Mason	WR	Michigan State
4b	107	Pratt Lyons	DE	Troy State
4c	110	(Traded to Kansas City)		
4d	116	(Traded to New Orleans)		
5a	132	(Traded to Washington)		
5b	143	George McCullough	DB	Baylor
6a	165	(Traded to New Orleans)		
6b	179	(Traded to St. Louis)		
6c	181	Dennis Stallings	LB	Illinois
7	216	Armon Williams	DB	Arizona

### Draft Notes

General Manager: Floyd Reese

- 1a – Pick traded to Kansas City (see 1b)
- 1b – Pick acquired from Kansas City along with 1997 third round pick (81 overall), fourth round pick (116 overall) and sixth round pick (181 overall) for Oilers 1997 first round pick (13 overall) and fourth round pick (110 overall)
- 3b – Pick acquired from Kansas City (see 1b)
- 4a – Pick acquired from Atlanta along with 1997 sixth round pick (165 overall) for QB Chris Chandler
- 4b – Pick acquired from New Orleans for Oilers 1997 fourth round pick (116 overall) and sixth round pick (165 overall)
- 4c – Pick traded to Kansas City (see 1b)
- 4d – Pick acquired from Kansas City (see 1b) and traded to New Orleans (see 4b)
- 5a – Pick traded to Washington
- 6a – Pick acquired from Atlanta (see 4a) and traded to New Orleans (see 4b)
- 6b – Pick traded to St. Louis for DE Robert Young
- 6c – Pick acquired from Kansas City (see 1b)

### 1996

Rd.	Pick	Player	Pos.	College
1a	9	(Traded to Oakland)		
1b	14	Eddie George	RB	Ohio State
1c	17	(Traded to Seattle)		
2a	38	Bryant Mix	DE	Alcorn State
2b	48	Jason Layman	G	Tennessee
3	74	Terry Killens	LB	Penn State
4a	107	Kendrick Burton	DE	Alabama
4b	109	Jon Runyan	T	Michigan
5	143	Rayna Stewart	DB	Northern Arizona
6	177	Anthony Dorsett	LB	Pittsburgh
7	218	Mike Archie	RB	Penn State

### Draft Notes

General Manager: Floyd Reese

- 1a – Pick traded to Oakland for Raiders 1996 first round pick (17 overall), second round pick (48 overall) and fourth round pick (109 overall)
- 1b – Pick acquired from Seattle for Oilers 1996 first round pick (17 overall) and Oilers DT Glenn Montgomery
- 1c – Pick acquired from Oakland (see 1a) and traded to Seattle (see 1b)
- 2b – Pick acquired in Oakland trade (see 1a)
- 4b – Pick acquired in Oakland trade (see 1a)

### 1995

Rd.	Pick	Player	Pos.	College
1	3	Steve McNair	QB	Alcorn State
2	35	Anthony Cook	DT	South Carolina State
3a	67	Chris Sanders	WR	Ohio State
3b	89	Rodney Thomas	RB	Texas A&M
3c	95	Torey Hunter	DB	Washington State
4	101	Michael Roan	TE	Wisconsin
5a	137	(Awarded to Washington)		
5b	159	Gary Walker	DE	Auburn
6	174	Hicham El-Mashtoub	C	Arizona
7	211	C.J. Richardson	DB	Miami (Fla.)

### Draft Notes

General Manager: Floyd Reese

- 3c – awarded as a compensatory selection
- 3b – Pick acquired from Minnesota along with 1994 fourth round pick (119 overall) for QB Warren Moon
- 5a – Pick to Washington in Wilbur Marshall ruling
- 5b – Pick awarded as compensation from New England for restricted free agent DE Tim Roberts

### 1994

Rd.	Pick	Player	Pos.	College
1	26	Henry Ford	DE	Arkansas
2	60	Jeremy Nunley	DE	Alabama
3a	97	(Awarded to Washington)		
3b	101	Malcolm Floyd (Seabron)	WR	Fresno State
4a	119	Mike Davis	DB	Cincinnati
4b	129	Sean Jackson	RB	Florida State
5a	157	Roderick Lewis	TE	Arizona
5b	161	Jim Reid	T	Virginia
6a	187	Lee Gissendaner	WR	Northwestern
6b	194	Barron Wortham	LB	Texas El-Paso
7	220	Lemanski Hall	LB	Alabama

### Draft Notes

General Manager: Floyd Reese

- 3b – awarded as a compensatory selection
- 3a – Pick to Washington in Wilber Marshall ruling
- 4a – Pick acquired from Minnesota along with 1995 third round pick (89 overall) for QB Warren Moon

### 1993

Rd.	Pick	Player	Pos.	College
1a	13	Brad Hopkins	T	Illinois
1b	19	(Traded to Philadelphia)		
2	47	Mike Barrow	LB	Miami (Fla.)
3	75	(Traded to Philadelphia)		
4	102	Travis Hannah	WR	Southern California
5	131	John Henry Mills	TE	Wake Forest
6	158	Chuck Bradley	T	Kentucky
7	187	Patrick Robinson	WR	Tennessee State
8	214	Blaine Bishop	DB	Ball State

### Draft Notes

General Manager: Mike Holovak

- 1a – Pick acquired from Philadelphia for Oilers 1993 first round pick (19 overall) and third round pick (75 overall)
- 1b – Pick traded to Philadelphia (see 1a)
- 3 – Pick traded to Philadelphia (see 1a)

## ALL-TIME DRAFT SELECTIONS

### 1992

Rd.	Pick	Player	Pos.	College
1	23	(Traded to San Diego)		
2	50	Eddie Robinson	LB	Alabama State
3	77	Corey Harris	WR	Vanderbilt
4	108	Mike Mooney	T	Georgia Tech
5a	133	Joe Bowden	LB	Oklahoma
5b	135	Tony Brown	DB	Fresno State
5c	136	Tim Roberts	DT	Southern Mississippi
6	162	Mario Bailey	WR	Washington
7	189	Elbert Turner	WR	Illinois
8	220	Bucky Richardson	QB	Texas A&M
9	247	Bernard Dafney	T	Tennessee
10	274	Dion Johnson	WR	East Carolina
11	301	Anthony Davis	LB	Utah
12	332	Joe Wood	K	Air Force

#### Draft Notes

General Manager: Mike Holovak

- 1 – Pick traded to San Diego along with WR Shawn Jefferson for Chargers DE Lee Williams in August of 1991
- 5a – Pick acquired from New Orleans for Oilers RB Allen Pinkett
- 5c – Pick acquired from Dallas along with 1991 second round pick (Minnesota's pick, 38 overall) for RB Alonzo Highsmith

### 1991

Rd.	Pick	Player	Pos.	College
1	17	(Traded to New England)		
2a	28	Mike Dumas	DB	Indiana
2b	38	Darryll Lewis	DB	Arizona
2c	44	John Flannery	C	Syracuse
3a	71	Steve Jackson	DB	Purdue
3b	79	Kevin Donnalley	T	North Carolina
4a	101	David Rocker	DT	Auburn
4b	102	Marcus Robertson	DB	Iowa State
5	129	Gary Wellman	WR	Southern California
6	157	(Pick traded to Philadelphia)		
7	183	Kyle Freeman	LB	Angelo State
8	214	Gary Brown	RB	Penn State
9	240	Shawn Jefferson	WR	Central Florida
10	267	Curtis Moore	LB	Kansas
11	294	James Smith	DB	Richmond
12	325	Alex Johnson	WR	Miami (Fla.)

#### Draft Notes

General Manager: Mike Holovak

- 1 – Pick traded to New England for 1991 second round pick (28 overall) and fourth round pick (101 overall)
- 2a – Pick acquired in New England trade (see 1)
- 2b – Pick acquired from Dallas (originally Minnesota's selection) along with 1992 fourth round pick (136 overall) for RB Alonzo Highsmith
- 3b – Pick acquired from Miami for LB John Grimsley
- 4a – Pick acquired in New England trade (see 1)
- 6 – Pick traded to Philadelphia for QB Don McPherson in 1990

### 1990

Rd.	Pick	Player	Pos.	College
1	15	Lamar Lathon	LB	Houston
2	41	Jeff Alm	DT	Notre Dame
3	72	Willis Peguese	DE	Miami (Fla.)
4	99	Eric Still	G	Tennessee
5	126	Richard Newbill	LB	Miami (Fla.)
6	153	Tony Jones	WR	Texas
7	184	Andy Murray	RB	Kentucky
8	211	Brett Tucker	DB	Northern Illinois
9	237	Pat Coleman	WR	Mississippi
10	264	Dee Thomas	DB	Nicholls State
11	295	Joey Banas	T	Houston
12	321	Reggie Slack	QB	Auburn

#### Draft Notes

General Manager: Mike Holovak

### 1989

Rd.	Pick	Player	Pos.	College
1	23	David Williams	T	Florida
2	50	Scott Kozak	LB	Oregon
3	77	Bubba McDowell	S	Miami (Fla.)
4	104	Rod Harris	WR	Texas A&M
5	131	Glenn Montgomery	DT	Houston
6	157	Bo Orlando	S	West Virginia
7	190	Tracy Rogers	LB	Fresno State
8	217	Alvoid Mays	CB	West Virginia
9	244	Bob Mrosko	TE	Penn State
10	271	Tracy Johnson	RB	Clemson
11	298	Brian Smider	T	West Virginia
12	325	Chuck Hartlieb	QB	Iowa

#### Draft Notes

General Manager: Mike Holovak

### 1988

Rd.	Pick	Player	Pos.	College
1a	9	(Traded to Raiders)		
1b	22	Lorenzo White	RB	Michigan State
2	48	Quintin Jones	DB	Pittsburgh
3a	72	Greg Montgomery	P	Michigan State
3b	74	(Traded to Raiders)		
4	102	(Traded to Raiders)		
5a	125	Cris Dishman	DB	Purdue
5b	130	Chris Verhulst	TE	Cal State-Chico
6	157	Kurt Crain	LB	Auburn
7	187	Tracey Eaton	DB	Portland State
8	214	David Viaene	C	Minnesota-Duluth
9	241	David Spradlin	LB	Texas Christian
10	271	Marco Johnson	WR	Hawaii
11	298	Jethro Franklin	DE	Fresno State
12	325	John Brantley	LB	Georgia

#### Draft Notes

General Manager: Ladd Herzeg

- 1a – Pick traded (originally L.A. Rams pick from 1987 trade) to L.A. Raiders along with 1988 third round pick (74 overall) and fourth round pick (102 Overall) for DE Sean Jones, 1988 second round pick (48 overall, Oilers original pick) and third round pick (60 overall)
- 2 – Pick reacquired from L.A. Raiders in trade (see 1a)
- 3a – Pick acquired from S.D. along with fifth round pick (125 overall) for the Oilers third round pick (60 overall)
- 3b – Pick traded to L.A. Raiders (see 1a)
- 4 – Pick traded to Raiders (see 1a)
- 5a – Pick acquired in San Diego trade (see 3a)

### 1987

Rd.	Pick	Player	Pos.	College
1a	3	Alonzo Highsmith	RB	Miami (Fla.)
1b	8	(Traded to Buffalo)		
1c	20	Haywood Jeffires	WR	N.C. State
2a	36	(Traded to Buffalo)		
2b	46	Walter Johnson	LB	Louisiana Tech
3	64	Cody Carlson	QB	Baylor
4a	91	(Traded to L.A. Rams)		
4b	105	Mark Dusbabek	LB	Minnesota
5a	120	(Traded to Washington)		
5b	133	Spencer Tillman	RB	Oklahoma
6a	147	Al Smith	LB	Utah State
6b	159	Toby Caston	LB	Louisiana State
7	176	Robert Banks	DT	Notre Dame
8	202	Michel James	WR	Washington State
9	231	Wes Neighbors	C	Alabama
10	258	Curtis Duncan	WR	Northwestern
11	287	John Davis	G	Georgia Tech
12	314	Ira Valentine	RB	Texas A&M

#### Draft Notes

General Manager: Ladd Herzeg

## ALL-TIME DRAFT SELECTIONS

- 1a – Pick acquired from Buffalo for Oilers 1987 first round pick (8 overall) and second round pick (36 overall)
- 1b – Pick traded to Buffalo (see 1a)
- 1c – Pick acquired from L.A. Rams along with G Kent Hill, DE William Fuller, 1987 fifth round pick (133 overall) and 1988 first round pick (9 overall) for QB Jim Everett
- 2a – Pick acquired from Detroit for T Harvey Salem and traded to Buffalo (see 1a)
- 2b – Pick acquired from Kansas City along with 1987 fourth round pick (105 overall) for the Oilers second round pick (35 overall)
- 4a – Pick traded to L.A. Rams along with 1986 seventh round pick (172 overall) for WR Drew Hill in 1986.
- 4b – Pick acquired in Kansas City trade (see 2b)
- 5a – Pick traded to Washington (eventually to Chicago) for PK Tony Zendejas
- 5b – Pick acquired in L.A. Rams trade (see 1c)
- 6b – Pick acquired from Kansas City for RB Larry Moriarity

### 1986

Rd.	Pick	Player	Pos.	College
1	3	Jim Everett	QB	Purdue
2	34	Ernest Givins	WR	Louisville
3	61	Allen Pinkett	RB	Notre Dame
4	87	(Traded to Kansas City)		
5	114	Jeff Parks	TE	Auburn
6	145	Ray Wallace	RB	Purdue
7	172	(Traded to L.A. Rams)		
8	199	Larry Griffin	DB	North Carolina
9	225	Bob Sebring	LB	Illinois
10	256	Don Sommer	G	Texas El-Paso
11	283	Mark Cochran	T	Baylor
12	310	Chuck Banks	RB	West Virginia Tech

#### Draft Notes

General Manager: Ladd Herzeg

- 4 – Pick traded to Kansas City (see 1985, 5b)
- 7 – Pick traded to L.A. Rams along with 1987 fourth round pick (91 overall) for WR Drew Hill

### 1985

Rd.	Pick	Player	Pos.	College
1a	2	(Traded to Minnesota)		
1b	3	Ray Childress	DE	Texas A&M
1c	11	Richard Johnson	DB	Wisconsin
2a	31	(Traded to Denver)		
2b	36	Richard Byrd	DE	Southern Mississippi
3a	58	(Traded to N.Y. Giants)		
3b	80	(Traded to L.A. Raiders)		
3c	82	Mike Kelley	C	Notre Dame
4	87	Tom Briebl	LB	Stanford
5a	114	(Traded to Dallas)		
5b	133	Frank Bush	LB	North Carolina State
5c	138	Lee Johnson	K	Brigham Young
6a	143	(Traded to L.A. Raiders)		
6b	153	Joe Krakoski	LB	Washington
7	170	Mike Akiu	WR	Hawaii
8	199	Chuck Thomas	C	Oklahoma
9	226	Steve Tasker	KR	Northwestern
10	255	Mike Golic	DL	Notre Dame
11	281	Willie Drewrey	WR	West Virginia
12	311	Mark Vonderhaar	DT	Minnesota

#### Draft Notes

General Manager: Ladd Herzeg

- 1a – Pick traded to Minnesota
- 1b – Pick acquired from Minnesota
- 1c – Pick acquired from New Orleans for RB Earl Campbell
- 2a – Pick traded to Denver for second round pick (from Tampa Bay, 36 overall) and fifth round pick (138 overall)
- 2b – Pick acquired from Denver (see 2a)
- 3a – Pick traded to New York Giants for RB Butch Woolfolk
- 3b – Pick traded to L.A. Raiders along with sixth round pick (143 overall)

for C Jim Romano

- 3c – Pick acquired from Denver for WR Butch Johnson
- 5a – Pick traded to Dallas (see 1984, 2b)
- 5b – Pick acquired from Kansas City along with sixth round pick (153 overall) for DE Bob Hamm and 1986 fourth round pick (87 overall)
- 5c – Pick acquired from Denver (see 2a)
- 6a – Pick traded to L.A. Raiders (see 3b)
- 6b – Pick acquired from Kansas City (see 5b)

### 1984

Rd.	Pick	Player	Pos.	College
1	2	Dean Steinkuhler	T	Nebraska
2a	29	Doug Smith	DE	Auburn
2b	40	(Traded to Dallas)		
2c	54	Bo Eason	DB	California-Davis
3	58	Johnny Meads	LB	Nicholls State
4a	85	Mark Studaway	DE	Tennessee
4b	100	Patrick Allen	DB	Utah State
4c	102	(Traded to Washington)		
5	114	Robert Lyles	LB	Texas Christian
6a	141	John Grimsley	LB	Kentucky
6b	161	Eric Mullins	WR	Stanford
7	170	Willie Joyner	RB	Maryland
8	197	Kevin Baugh	WR	Penn State
9a	226	Jeff Donaldson	DB	Colorado
9b	227	Mike Johnson	DE	Illinois
9c	252	Mike Russell	LB	Toledo
10	253	(Traded to L.A. Rams)		
11	282	(Traded to L.A. Raiders)		
12	309	(Traded to L.A. Rams)		

#### Draft Notes

General Manager: Ladd Herzeg

- 2b – Pick acquired from Minnesota (see 4b) and traded to Dallas along with 1985 fifth round pick (114 overall) and WR Mike Renfro for second round pick (54 overall) and WR Butch Johnson
- 2c – Pick acquired from Dallas (see 2b)
- 4b – Pick acquired from Minnesota along with second round pick (40 overall) for QB Archie Manning and TE Dave Casper
- 4c – Pick acquired from L.A. Rams and traded to Washington for 1985 third round pick (80 overall)
- 6b – Pick acquired from L.A. Rams (see 1983, 1a) and traded to Washington
- 9b – Pick acquired from N.Y. Giants (see 1983, 11)
- 9c – Pick acquired from L.A. Raiders for past considerations involving RB Tim Wilson for 11th round pick (282 overall)
- 10 – Pick traded to L.A. Rams for T Doug France
- 11 – Pick traded to L.A. Raiders (9c)
- 12 – Pick traded to L.A. Rams for past considerations

### 1983

Rd.	Pick	Player	Pos.	College
1a	2	(Pick traded to L.A. Rams)		
1b	9	Bruce Matthews	G	Southern California
2a	30	Harvey Salem	T	California
2b	42	Keith Bostic	DB	Michigan
3a	58	Tim Joiner	LB	Louisiana State
3b	69	Chris Dressel	TE	Stanford
3c	76	(Traded to Miami)		
3d	83	Steve Brown	DB	Oregon
4a	86	Greg Hill	DB	Oklahoma State
4b	88	Mike McCloskey	TE	Penn State
5a	114	Larry Moriarty	RB	Notre Dame
5b	139	Jerome Foster	DT	Ohio State
6	142	Steve Haworth	DB	Oklahoma
7	170	Herkie Walls	WR	Texas
8	198	Robert Thompson	LB	Michigan
9	226	Kevin Potter	DB	Missouri
10	253	(Traded to Green Bay)		
11	281	(Traded to N.Y. Giants)		
12	309	(Traded to N.Y. Giants)		

## ALL-TIME DRAFT SELECTIONS

### Draft Notes

General Manager: Ladd Herzeg

- 1a – Pick traded to L.A. Rams for first round pick (3 overall), fourth round pick (88 overall) and 1984 fourth round pick (102 overall)
- 1b – Pick acquired from Seattle along with second round pick (42 overall) and third round pick (69 overall) for Oilers first round pick (3 overall from L.A. Rams)
- 2b – Pick acquired from Seattle (see 1b)
- 3b – Pick acquired from Seattle (see 1b)
- 3c – Pick acquired from Green Bay and traded to Miami (see 3d)
- 3d – Pick acquired from Miami along with fifth round pick (139 overall) for third round pick (76 overall)
- 4b – Pick acquired from L.A. Rams (see 1a)
- 5b – Pick acquired from Miami (see 3d)
- 10 – Pick traded to Green Bay for T Mark Koncar
- 11 – Pick traded to N.Y. Giants along with 12th round pick (309 overall) for 1984 ninth round pick (228 overall)
- 12 – Pick traded to N.Y. Giants (see 11)

### 1982

Rd.	Pick	Player	Pos.	College
1	8	Mike Munchak	G	Penn State
2a	35	(Pick traded to Oakland)		
2b	44	Oliver Luck	QB	West Virginia
3a	67	(Pick traded to L.A. Rams)		
3b	72	Stan Edwards	RB	Michigan
3c	77	Robert Abraham	LB	North Carolina State
4	94	Steve Bryant	WR	Purdue
5	121	Malcolm Taylor	DE	Tennessee State
6	148	Gary Allen	RB	Hawaii
7	175	(Traded to Detroit)		
8	207	(Traded to L.A. Rams)		
9	234	Matt Bradley	DB	Penn State
10	261	Ron Reeves	QB	Texas Tech
11	287	Jim Campbell	TE	Kentucky
12	314	Donnie Craft	RB	Louisville

### Draft Notes

General Manager: Ladd Herzeg

- 2a – Pick traded to Oakland (see 1981, 1)
- 2b – Pick acquired from L.A. Rams along with 1982 third round pick (77 overall) for TE Mike Barber and 1982 third round pick (67 overall)
- 3a – Pick traded to L.A. Rams (see 2b)
- 3b – Pick acquired from N.Y. Giants for RB Rob Carpenter
- 7 – Pick traded to Detroit for CB Luther Bradley
- 8 – Pick traded to L.A. Rams TE Lewis Gilbert

### 1981

Rd.	Pick	Player	Pos.	College
1	21	(Traded to Oakland)		
2	48	(Traded to Oakland)		
3	79	Mike Holston	WR	Morgan State
4	106	Nick Eyre	T	Brigham Young
5	133	Delbert Fowler	LB	West Virginia
6	159	Bill Kay	DB	Purdue
7a	186	(Traded to Seattle)		
7b	193	Don Washington	DB	Texas A&M-Kingsville
8	217	Willie Tullis	WR	Troy State
9	243	Avon Riley	LB	UCLA
10	270	Larry Jones	RB	Colorado State
11	297	Claude Mathews	G	Auburn
12	324	Bill Capece	K	Florida State

### Draft Notes

General Manager: Ladd Herzeg

- 1 – Pick traded to Oakland along with 1981 second round pick (48 overall) and 1982 second round pick (35 overall) for TE Dave Casper
- 2 – Pick traded to Oakland (see 1)
- 7a – Pick traded to Seattle along with 1980 10th round pick (274 overall) for LB Sammy Green
- 7b – Pick acquired from Oakland (see 1980, 7a)

### 1980

Rd.	Pick	Player	Pos.	College
1	25	(Traded to New England)		
2a	38	Angelo Fields	T	Michigan State
2b	52	Daryle Skaugstad	DT	California
3	79	Tim Smith	WR	Nebraska
4	106	Chris Combs	TE	New Mexico
5	134	John Corker	LB	Oklahoma State
6	160	(Traded to New England)		
7a	182	Craig Bradshaw	QB	Utah State
7b	190	(Traded to N.Y. Jets)		
8	217	Harold Bailey	QB/TE	Oklahoma State
9	244	Ed Harris	RB	Bishop
10	274	(Traded to Seattle)		
11	301	Eddie Preston	WR	Western Kentucky
12	328	Wiley Pitts	WR	Temple

### Draft Notes

General Manager: Bum Phillips

- 1 – Pick traded to New England along with sixth round pick (160 overall) for T Leon Gray
- 2a – Pick acquired from Kansas City for QB Steve Fuller
- 6 – Pick traded to New England (see 1)
- 7a – Pick acquired from Oakland along with 1981 seventh round pick (193 overall) for DB Jack Tatum
- 7b – Pick traded to N.Y. Jets for WR Rich Caster
- 10 – Pick traded to Seattle along with 1981 seventh round pick (186 overall) for LB Sammy Green

### 1979

Rd.	Pick	Player	Pos.	College
1	23	(Traded to Kansas City)		
2a	31	Mike Stensrud	DE	Iowa State
2b	50	Jesse Baker	DE	Jacksonville State
3a	69	(Traded to Baltimore)		
3b	72	Kenny King	RB	Oklahoma
3c	78	(Traded to Tampa Bay)		
4	104	(Traded to San Diego)		
5	133	(Traded to Tampa Bay)		
6a	143	Daryl Hunt	LB	Oklahoma
6b	159	Mike Murphy	LB	S.W. Missouri
7	171	Tim Ries	DB	S.W. Missouri
8	214	Carter Hartwig	DB	Southern California
9	243	Rich Ellender	WR	McNeese State
10		(Pick used in 1978 supplemental draft)		
11	298	Mike Taylor	T	Georgia Tech
12	324	Wayne Wilson	RB	Shepherd

### Draft Notes

General Manager: Bum Phillips

- 1 – Pick traded to Kansas City for 1979 second round pick (31 overall) and 1980 second round pick (38 overall)
- 2a – Pick acquired in Kansas City trade (see 1)
- 3a – Pick traded to Baltimore for 1979 third round pick (72 overall) and seventh round pick (171 overall)
- 3b – Pick acquired in Baltimore trade (see 3a)
- 3c – Pick traded to Tampa Bay (see 1978, 1a)
- 4 – Pick traded to San Diego for QB Neal Jeffrey
- 5 – Pick traded to Tampa Bay (see 1978, 1a)
- 6a – Pick acquired from Buffalo for T Elbert Drungo
- 7 – Pick acquired in Baltimore trade (see 3a)
- 10 – Pick used on WR Johnnie Dirden (Sam Houston State) in 1978 supplemental draft



## ALL-TIME DRAFT SELECTIONS

### 1978

Rd.	Pick	Player	Pos.	College
1a	1	Earl Campbell	RB	Texas
1b	17	(Traded to Tampa Bay)		
2	44	(Traded to Tampa Bay)		
3	73	Gifford Nielsen	QB	Brigham Young
4	98	Mike Renfro	WR	Texas Christian
5	127	(Traded to Kansas City)		
6	154	Conrad Rucker	TE	Southern
7	183	(Traded to Buffalo)		
8	210	J.C. Wilson	DB	Pittsburgh
9	239	Jim Mol	DE	Morningside
10	266	Steve Young	TE	Wake Forest
11	295	Willie Thicken	WR	Alabama State
12	322	John Schuhmacher	G	Southern California

#### Draft Notes

General Manager: Bum Phillips

- 1a – Pick acquired from Tampa Bay for 1978 first round pick (17 overall) and second round pick (44 overall), 1979 third round pick (78 overall) and fifth round pick (133 overall) and TE Jimmie Giles
- 1b – Pick traded to Tampa Bay (see 1a)
- 5 – Pick traded to Kansas City for WR Otis Taylor
- 7 – Pick traded to Buffalo for DE Jimmy Dean

### 1977

Rd.	Pick	Player	Pos.	College
1	11	Morris Towns	T	Missouri
2	38	George Reihner	G	Penn State
3a	65	(Traded to San Francisco)		
3b	66	Tim Wilson	RB	Maryland
3c	70	Jimmie Giles	TE	Alcorn State
3d	84	Rob Carpenter	RB	Miami (Ohio)
4a	95	(Traded to Kansas City)		
4b	98	Warren Anderson	WR	West Virginia State
5		(Choice forfeited)		
6a	148	Gary Woolford	DB	Florida State
6b	165	David Carter	C	Western Kentucky
7	178	(Traded to New York Giants)		
8a	198	Steve Davis	WR	Georgia
8b	205	Eddie Foster	WR	Houston
9	232	Bill Currier	DB	South Carolina
10	262	Harvey Hull	LB	Mississippi State
11	289	Al Romano	LB	Pittsburgh
12	316	Ove Johansson	K	Abilene Christian

#### Draft Notes

General Manager: Bum Phillips

- 3a – Pick traded to San Francisco along with 1976 first round pick (21 overall) for RB Vic Washington
- 3b – Pick acquired from Green Bay along QB John Hadl and DB Ken Ellis for QB Lynn Dickey
- 3c – Pick acquired from Miami along with fourth round pick (98 overall) for CB Ken Ellis
- 3d – Pick acquired from Oakland for WR Emmett Edwards
- 4a – Pick traded to Kansas City along with 1976 fifth round pick (144 overall) for WR Elmo Wright
- 4b – Pick acquired in Miami trade (see 3c)
- 6b – Pick acquired from New England
- 7 – Pick traded to N.Y. Giants for RB Joe Dawkins
- 8a – Pick acquired from Seattle for WR Steve Largent

### 1976

Rd.	Pick	Player	Pos.	College
1	21	(Traded to San Francisco)		
2	48	Mike Barber	TE	Louisiana Tech
3	79	(Traded to Kansas City)		
4a	113	(Traded to Oakland)		
4b	117	Steve Largent	WR	Tulsa
5	144	(Traded to Kansas City)		
6	173	Todd Simonsen	T	South Dakota State
7a	197	Larry Harris	DT	Oklahoma State

7b	202	(Traded to New England)		
8	229	Bobby Simon	T	Grambling State
9	256	Art Stringer	LB	Ball State
10	284	Steve Kincannon	QB	Humboldt State
11	311	Skip Walker	RB	Texas A&M
12a	324	Larry Bell	T	East Texas State
12b	337	(Traded to San Diego)		
13	368	Dan O'Rourke	WR	Colorado State
14	395	John Reimer	T	Wisconsin
15	422	Bobby Byars	DT	Cheyney
16	452	Claude Johnson	LB	Florida A&M
17	479	Allen Misher	WR	Louisiana State

#### Draft Notes

General Manager: Bum Phillips

- 1 – Pick traded to San Francisco along with 1977 third round pick (65 overall) for RB Vic Washington
- 3 – Pick traded to Kansas City
- 4a – Pick traded to Oakland along with 1975 fifth round pick (115 overall) for S Tommy Maxwell
- 4b – Pick acquired from L.A. Rams
- 5 – Pick traded to Kansas City along with 1977 fourth round pick (95 overall) for WR Elmo Wright
- 7a – Pick acquired from Denver for DB Jeff Severson
- 7b – Pick traded to New England for TE Bob Adams
- 12a – Pick acquired from Cleveland for WR Willie Miller
- 12b – Pick traded to San Diego for WR Jerry LeVias

### 1975

Rd.	Pick	Player	Pos.	College
1a	6	Robert Brazile	LB	Jackson State
1b	15	Don Hardeman	RB	Texas A&M-Kingsville
2	40	Emmett Edwards	WR	Kansas
3	65	(Traded to Atlanta)		
4	90	(Traded to Dallas)		
5	115	(Traded to Oakland)		
6	146	Jesse O'Neal	DE	Grambling State
7a	162	Mike Biehle	T	Miami (Ohio)
7b	171	Mark Cotney	DB	Cameron
8	196	Jerry Lawrence	DT	South Dakota State
9	221	Bob Bruer	TE	Minn St.-Mankato
10	246	Alan Pringle	K	Rice
11	271	John Sawyer	TE	Southern Mississippi
12	302	Willie Miller	WR	Colorado State
13	327	Ricky Scales	WR	Virginia Tech
14	352	Jody Medford	G	Rice
15	377	Jack Holmes	RB	Texas Southern
16	402	Ken Lambert	DB	Virginia Tech
17	427	Ricky Seeker	C	Texas A&M

#### Draft Notes

General Manager: Bum Phillips

- 1a – Pick acquired from Kansas City along with DT Curley Culp for DE John Matuszak
- 3 – Pick traded to Atlanta for LB Buane Benson
- 4 – Pick traded to Dallas for WR Mike Montgomery
- 5 – Pick traded to Oakland along with 1976 fourth round pick (113 overall) for S Tommy Maxwell
- 7a – Pick acquired from Kansas City for RB Bill Thomas

### 1974

Rd.	Pick	Player	Pos.	College
1	1	(Traded to Dallas)		
2	27	(Traded to Buffalo)		
3	53	(Traded to Dallas)		
4	79	Steve Manstedt	LB	Nebraska
5	105	(Traded to Washington)		
6a	131	(Traded to New Orleans)		
6b	154	Booker Brown	G	Southern California
7	157	Leonard Fairley	DB	Alcorn State
8	183	Mike McCoy	DB	Western Kentucky
9	209	(Traded to New England)		

## ALL-TIME DRAFT SELECTIONS

10	235	(Traded to New Orleans)		
11	261	Steve Taylor	C	Auburn
12	287	Ricky Browne	LB	Florida
13	313	Dan Dixon	G	Boise State
14	339	(Traded to Buffalo)		
15	365	Billy Johnson	WR	Widener
16	391	Matthew Williams	RB	N.E. Louisiana
17	417	Bill Hedge	T	N.W. Missouri State

**Draft Notes**

General Manager: Sid Gillman

- 1 – Pick traded to Dallas along with 1974 third round pick (53 overall) for DE Tody Smith and WR Billy Parks
- 2 – Pick traded to Buffalo for LB Al Cowlings
- 3 – Pick traded to Dallas (see 1)
- 5 – Pick traded to Washington for S Alvin Haymond
- 6a – Pick traded to New Orleans along with 10th round pick (235 overall) for RB James Ford
- 6b – Pick acquired from L.A. Rams for DE Bob Crum
- 9 – Pick traded to New England for LB Steve Kiner
- 10 – Pick traded to New Orleans (see 6a)
- 14 – Pick traded to Buffalo for T Levert Carr

**1973**

Rd.	Pick	Player	Pos.	College
1a	1	John Matuszak	DE	Tampa
1b	14	George Amundson	RB	Iowa State
2	27	(Traded to Kansas City)		
3a	53	(Traded to New Orleans)		
3b	61	(Traded to Baltimore)		
4	79	Gregg Bingham	LB	Purdue
5	105	Edesel Garrison	WR	Southern California
6	131	Ron Mayo	TE	Morgan State
7	157	Shelby Jordan	T	Washington (Mo.)
8	183	Joe Blahak	DB	Nebraska
9	209	Mark Williams	K	Rice
10	235	Darrell Vaughn	DT	Northern Colorado
11	261	Larry Eaglin	DB	Stephen F. Austin
12	287	Brad Lyman	WR	UCLA
13	313	Willie Martin	G	N.E. Oklahoma
14	339	Ron Lou	C	Arizona State
15	365	Roger Goree	LB	Baylor
16	391	Tim Dameron	WR	East Carolina
17	417	Randy Braband	LB	Texas

**Draft Notes**

General Manager: Sid Gillman

- 1b – Pick acquired from Atlanta for DT Mike Tilleman
- 2 – Pick traded to Kansas City
- 3a – Pick traded along with 1972 second round pick (31 overall) for DT Mike Tilleman
- 3b – Pick acquired from Denver for QB Charley Johnson; Pick traded to Baltimore for C Bill Curry

**1972**

Rd.	Pick	Player	Pos.	College
1	6	Greg Sampson	DE	Stanford
2	31	(Traded to New Orleans)		
3a	56	Lewis Jolley	RB	North Carolina
3b	75	Solomon Freelon	G	Grambling State
4	84	(Traded to St. Louis)		
5	109	(Traded to Denver)		
6a	134	Joe Bullard	DB	Tulane
6b	136	Elmer Allen	LB	Mississippi
7	162	Eric Hutchinson	DB	Northwestern
8	187	Guy Roberts	LB	Maryland
9	212	Willie Postler	T	Montana
10a	240	Rhett Dawson	WR	Florida State
10b	259	Jimmy Butler	TE	Tulsa
11	264	Ron Evans	T	Baylor
12	290	Willie Rodgers	RB	Jackson State
13	318	Willie Roberts	DB	Houston
14	343	Gary Crockett	C	Lamar

15	368	(Traded to Pittsburgh)		
16	396	Guy Murdock	C	Michigan
17	421	Kelly Cochrane	QB	Miami (Fla.)

**Draft Notes**

General Manager: John Breen

- 2 – Pick traded along with 1973 third round pick (53 overall) for DT Mike Tilleman
- 3b – Pick acquired from Kansas City
- 4 – Pick traded to St. Louis for LB Dave Olerich
- 5 – Pick traded to Denver for Cleo Johnson
- 6b – Pick acquired from Denver
- 15 – Pick traded to Pittsburgh for Worthy McClure

**1971**

Rd.	Pick	Player	Pos.	College
1	3	Dan Pastorini	QB	Santa Clara
2	31	(Traded to New Orleans)		
3	56	Lynn Dickey	QB	Kansas State
4	81	Larron Jackson	T	Missouri
5	109	Willie Armstrong	RB	Grambling State
6	134	Willie Alexander	DB	Alcorn State
7a	159	Phil Croyle	LB	California
7b	174	Larry Watson	T	Morgan State
8	187	(Traded to Denver)		
9	212	Floyd Rice	TE	Alcorn State
10	237	Russ Price	DE	North Carolina Central
11	265	Macon Hughes	WR	Rice
12	290	John Thompson	G	Minnesota
13	315	Joe Hoing	G	Arkansas Tech
14	343	Dick Adams	DB	Miami (Ohio)
15	368	Andy Hopkins	RB	Stephen F. Austin
16	393	Moses Denson	RB	Maryland-E. Shore
17	421	Calvin Fox	LB	Michigan State

**Draft Notes**

General Manager: John Breen

- 2 – Pick traded to New Orleans
- 7b – Pick acquired from New York Giants
- 8 – Pick traded to Denver

**1970**

Rd.	Pick	Player	Pos.	College
1	14	Doug Wilkerson	G	North Carolina Central
2a	31	Leo Brooks	DT	Texas
2b	40	Bill Dusenberry	RB	Johnson Smith
3	66	(Traded to Cleveland)		
4	92	Spike Jones	P	Georgia
5a	110	Ron Saul	G	Michigan State
5b	118	Ed Duley	DT	Northern Arizona
6	144	Benny Johnson	DB	Johnson Smith
7	170	Charles Olson	DB	Concordia College
8	196	Mike McClish	T	Wisconsin
9	222	Charles Blossom	DE	Texas Southern
10	248	Joe Dawkins	RB	Wisconsin
11	274	Robert Morris	C	Duke
12	300	Richard Dawkins	TE	Johnson Smith
13	326	Jess Lewis	LB	Oregon State
14	352	Claire Rasmussen	G	Wisconsin-Oshkosh
15	378	Dave Sharp	T	Stanford
16		No choice		
17	430	Julian Fagan	P	Mississippi

**Draft Notes**

General Manager: (none)

- 2a – Pick acquired from Boston
- 3 – Pick traded to Cleveland
- 5a – Pick acquired from Cincinnati
- 16 – Pick used on underclassman (WR Chris Myers, Kenyon)

## ALL-TIME DRAFT SELECTIONS

### 1969

Rd.	Pick	Player	Pos.	College
1	15	Ron Pritchard	LB	Arizona State
2	40	Jerry LeVias	WR	Southern Methodist
3a	65	Elbert Drungo	T	Tennessee State
3b	78	Rich Johnson	RB	Illinois
4a	93	Charlie Joiner	WR	Grambling
4b	96	Roy Gerela	K	New Mexico State
5	118	Johnny Peacock	S	Houston
6	143	Willie Grate	WR	South Carolina State
7	171	Mike Richardson	RB	Southern Methodist
8	196	Glenn Woods	DT	Prairie View
9	221	Ed Watson	LB	Grambling
10a	249	Joe Pryor	TE	Boston College
10b	256	Bob Naponic	QB	Illinois
11	274	Terry May	DE	Southern Methodist
12	299	George Resley	DT	Texas A&M
13	327	Richard Pickens	RB	Tennessee
14	352	Roy Don Reeves	DB	South Carolina
15	377	John Tyszkiewicz	G	Chattanooga
16	405	Lloyd Wainscott	LB	Texas
17	430	Hank Autry	C	Southern Mississippi

#### Draft Notes

General Manager: Don Klosterman  
 • 3b – Pick acquired from New York Jets  
 • 4b – Pick acquired from San Diego  
 • 10b – Pick acquired from Oakland

### 1968

Rd.	Pick	Player	Pos.	College
1	22	(Traded to Kansas City)		
2	49	Mac Haik	WR	Mississippi
3	77	Elvin Bethea	DE	North Carolina A&T
4	105	Jim Beirne	WR	Purdue
5	133	Bob Longo	TE	Pittsburgh
6	160	(Traded to Cincinnati)		
7	187	Paul Toscano	DB	Wyoming
8	214	(Traded to New York)		
9a	224	Bob Robertson	T	Illinois
9b	240	(Traded to Miami)		
10a	263	Joe Peace	LB	Louisiana Tech
10b	268	Tom Domres	DT	Wisconsin
11	295	Bill Halley	TE	La Verne
12	322	Barry Lischner	RB	Missouri
13	349	Jim Dousay	RB	Louisiana State
14	376	Rich Stotter	LB	Houston
15	403	(Traded to San Diego)		
16	430	Bob Smith	S	Miami (Ohio)
17	457	Billy Alsbrooks	DB	North Carolina Central

#### Draft Notes

General Manager: Don Klosterman  
 • 1 – Pick traded to Kansas City along with QB Jacky Lee and DT Ernie Ladd for QB Pete Beathard  
 • 6 – Pick traded to Cincinnati  
 • 8 – Pick traded to New York Jets  
 • 9a – Pick acquired from Boston  
 • 9b – Pick traded to Miami  
 • 10a – Pick acquired from San Diego  
 • 15 – Pick traded to San Diego

### 1967

Rd.	Pick	Player	Pos.	College
1a	5	George Webster	LB	Michigan State
1b	23	Tom Regner	G	Notre Dame
2a	30	Bob Davis	QB	Virginia
2b	49	Roy Hopkins	RB	Texas Southern
3	56	Larry Carwell	CB	Iowa State
4	86	Carel Stiith	DT	Nebraska
5a	111	Pete Johns	S	Tulane
5b	118	Willie Parker	DT	Arkansas AM&N

5c	127	Zeke Moore	CB	Lincoln
6	136	Pete Barnes	LB	Southern
7	164	Ed Carrington	TE	Virginia
8a	189	Johnny Brunson	RB	Benedict
8b	201	Sharon Washington	WR	N.E. Missouri
9	214	Ken Houston	S	Prairie View
10a	242	Woody Campbell	RB	Northwestern
10b	261	Tim Sheehan	C	Stanford
11	267	Harold Decker	DE	Kalamazoo
12	292	(Traded to Buffalo)		
13	319	(Traded to Buffalo)		
14	345	Henry Hailstock	G	Lincoln
15	370	Marvin McQueen	LB	Mississippi
16	398	Rex Keeling	K	Samford
17	423	Larry Lee	WR	Texas A&M

#### Draft Notes

General Manager: Don Klosterman  
 • 1b – Pick acquired from Dallas along with second round pick (49 overall) and two fifth round picks (118 and 127 overall) for T Ralph Neely  
 • 2b – Pick acquired from Dallas (see 1b)  
 • 5b – Pick acquired from Dallas (see 1b)  
 • 5c – Pick acquired from Dallas (see 1b)  
 • 8b – Pick acquired from Oakland  
 • 10b – Pick acquired from Kansas City for C Wayne Frazier in 1966  
 • 12 – Pick traded to Buffalo  
 • 13 – Pick traded to Buffalo

### 1966 Redshirt Draft

Rd.	Pick	Player	Pos.	College
1		Tom Fisher	LB	Tennessee
2		Tim Van Galder	QB	Iowa State
3		Ralph Dunlop	T	Baylor
4		Bill Davis	QB	Lamar Tech
5		Richard Gover	T	Virginia State
6		John Gary	T	Grambling
7		Clyde Pettaway	T	North Carolina A&T
8		Roger Marshall	QB	Baylor
9		Lee Garner	LB	Mississippi
10		Dan Goich	T	California
11		Charles Arkwright	T	Georgia

#### Draft Notes

General Manager: Don Klosterman

### 1966

Rd.	Pick	Player	Pos.	College
1	5	Tommy Nobis	LB	Texas
2	12	Stan Hindman	G	Mississippi
3	21	George Rice	DT	Louisiana State
4	28	George Allen	T	West Texas State
5	37	Hoyle Granger	FB	Mississippi State
6	45	Dave Long	E	Iowa
7	54	Hartwell Menefee	DB	New Mexico State
8	67	Dan Bland	DB	Mississippi State
9	77	Dick Suffell	DB	S.W. Texas State
10	86	Wilbur Aylor	G	S.W. Texas State
11	95	Monte Ledbetter	E	N.W. Louisiana
12	104	Harry Day	E	Memphis State
13	113	Fred Zimmerman	LB	Toledo
14	122	Butch Lince	T	North Dakota
15	131	Tommy Dillard	T	Austin Peay
16	140	Steve Smith	E	Michigan
17	149	Lyle Loebach	T	Simpson
18	158	Ed Buzzell	QB	Ottawa
19	167	Frank Fuller	T	Drake
20	176	Dave Odegaard	T	Bemidji State

#### Draft Notes

General Manager: Don Klosterman

## ALL-TIME DRAFT SELECTIONS

### 1965 Redshirt Draft

Rd.	Pick	Player	Pos.	College
1		Donny Anderson	HB	Texas Tech
2		Glen Ray Hines	T	Arkansas
3		Mike Shinn	E	Kansas
4		Ollie Cordill	QB	Memphis State
5		Jerry Crumpler	T	Missouri
6		(Pick to Oakland)		
7		Leo Lowery	FB	Texas Tech
8		Len Sears	T	South Carolina
9		Tom Bleick	HB	Georgia Tech
10		George Hafner	QB	McNeese State
11		Bill Anderson	QB	Tulsa
12		Harlan Lane	E	Baylor

#### Draft Notes

General Manager: Carroll Martin

### 1965

Rd.	Pick	Player	Pos.	College
1	2	Lawrence Elkins	E	Baylor
2a	10	Malcolm Walker	C	Rice
2b	15	Ralph Neely	T	Oklahoma
3	18	Ernie Koy	HB	Texas
4	26	Bobby Maples	LB	Baylor
5	34	Frank Molden	T	Jackson State
6	42	Dennis Murphy	T	Florida State
7		(Pick to Kansas City)		
8a	58	Ray Ogden	HB	Alabama
8b	59	Roy Hilton	LB	Jackson State
9	66	George Kinney	DT	Wiley
10	74	Maxie Williams	G	S.E. Louisiana
11		(Pick to Oakland)		
12	90	Bob Reed	G	Tennessee State
13	98	Bob Felts	HB	Florida A&M
14	106	Norman Evans	T	Texas Christian
15	114	Tony Guillory	LB	Lamar Tech
16	122	Junior Coffey	RB	Washington
17	130	Jim Grisham	FB	Oklahoma
18a	138	Russ Mundy	FB	West Texas State
18b	143	Russell Wayt	LB	Rice
19	146	Frank Fox	T	Sam Houston State
20	154	Gus Brezina	G	Houston

#### Draft Notes

General Manager: Carroll Martin

- 2b – Pick acquired from Boston
- 7 – Pick traded to Kansas City
- 8b – Pick acquired from Oakland
- 11 – Pick traded to Oakland

### 1964

Rd.	Pick	Player	Pos.	College
1	6	Scott Appleton	DT	Texas
2a	9	Charley Taylor	HB	Arizona State
2b	14	Billy Truax	E	Louisiana State
3	22	Bobby Crenshaw	G	Baylor
4	30	Ode Burrell	HB	Mississippi State
5a	33	John Varnell	DT	West Texas State
5b	38	Sid Blanks	HB	Texas A&I
6	46	Dave Wilcox	DE	Oregon
7	54	(Traded to Denver)		
8	62	Ezell Seals	HB	Prairie View
9	70	Jerry Burton	HB	N.W. Louisiana
10	78	Sammy Odeom	LB	N.W. Louisiana
11	86	Owen Dejanovich	G	Arizona State
12	94	Benny Nelson	DB	Alabama
13	102	(Traded to Kansas City)		
14	110	Ken Henson	C	Texas Christian
15	118	Pat Crain	FB	Clemson
16	126	Bill Munson	QB	Utah State
17	134	Dick Leeuwenburg	T	Stanford

18	142	Bob Nichols	T	Stanford
19	150	Carl Robinson	T	Prairie View
20	158	Pete Jaquess	DB	Eastern New Mexico
21	166	Jerry Cole	E	S.W. Texas State
22	174	Ed Kessler	FB	North Carolina
23	182	Jim Whitehead	T	Georgia
24	190	John Garrett	LB	Oklahoma
25	198	Dick Bowe	T	Rice
26	206	Alex Zenko	T	Kent State

#### Draft Notes

General Manager: Carroll Martin

- 2a, 5a – Picks acquired from Denver
- 7 – Pick traded to Denver
- 13 – Pick traded to Kansas City

### 1963

Rd.	Pick	Player	Pos.	College
1	6	Danny Brabham	LB	Arkansas
2	15	Don Estes	T	Louisiana State
3	22	Jerry Cook	HB	Texas
4a	25	Lee Roy Caffey	LB	Texas A&M
4b	31	Jerry Hopkins	C	Texas A&M
5a	33	Homer Jones	RB	Texas Southern
5b	38	Don Chuy	T	Clemson
6	47	Lionel Aldridge	DE	Utah State
7	54	Johnny Baker	LB	Mississippi State
8	63	Jim Burson	HB	Auburn
9	70	Ed Burke	T	Notre Dame
10	78	(Traded to Denver)		
11a	84	Tom Brown	G	Pittsburgh
11b	86	(Traded to Boston)		
12	95	(Traded to Oakland)		
13	102	(Traded to Oakland)		
14	111	Don Trull	QB	Baylor
15	118	No choice		
16	127	Rex Benson	T	Miami
17	134	Jerry Griffin	E	Louisiana Tech
18	143	Paul Lea	HB	Oklahoma
19	150	Bob Hoover	HB	Florida
20	159	Wayne Lee	C	Oklahoma
21	166	Staley Faulkner	T	Texas
22	175	Sam Byer	LB	Texas A&M
23	182	Gene Raesz	E	Rice
24	191	Bob Burton	T	Grambling
25	198	Gary Kaltenbach	T	Pittsburgh
26	207	Dave Thiesen	HB	Nebraska
27	214	Al Hildebrand	T	Stanford
28	223	Tim Stein	C	Miami (Ohio)
29	230	Oliver Ross	T	West Texas State

#### Draft Notes

General Manager: Frank "Pop" Ivy

- 4a, 5a – Picks acquired from Oakland
- 10 – Pick traded to Denver
- 11a – Pick acquired from Buffalo
- 11b – Pick traded to Boston
- 12, 13 – Picks traded to Oakland
- 15 – Pick used on underclassman (HB Joe Don Looney, Oklahoma)

### 1962

Rd.	Pick	Player	Pos.	College
1	7	Ray Jacobs	DT	Howard Payne
2	15	Earl Gros	FB	Louisiana State
3	23	Pete Case	T	Georgia
4a	30	Gary Cutsinger	DE	Oklahoma State
4b	31	(Traded to San Diego)		
5	39	Bill Rice	E	Alabama
6	47	Ray Pinion	G	Texas Christian
7	55	Gus Gonzales	G	Tulane
8	63	Clyde Brock	DT	Utah State
9	71	Larry Onesti	LB	Northwestern



## ALL-TIME DRAFT SELECTIONS

10	79	Bob Moses	E	Texas
11	87	John Thomas	G	McMurry
12	95	Jack Collins	HB	Texas
13	103	Royce Cassell	E	New Mexico State
14	111	Glynn Griffing	QB	Mississippi
15	119	Ken Shaffer	T	Marquette
16	127	Bill Ray Adams	FB	Mississippi
17	135	Bill Miller	DT	N.M. Highlands
18	143	Art Perkins	HB	North Texas State
19	151	Bobby Jancik	DB	Lamar Tech
20	159	Joe Bob Isbell	G	Houston
21	167	Roland Jackson	FB	Rice
22	175	Ken Bolin	HB	Houston
23	183	Bill Van Buren	C	Iowa
24	191	Boyd Melvin	T	Northwestern
25	199	Bob Johnson	T	Rice
26	207	Harold Hays	G	Mississippi Southern
27	215	Roger McFarland	HB	Kansas
28	223	Gary Henson	E	Colorado
29	231	Ron Osborne	T	Clemson
30	239	Bob Clemens	HB	Pittsburgh
31	247	Al Kimbrough	HB	Northwestern
32	255	Bernard Wyatt	HB	Iowa
33	263	Al Lerderle	E	Georgia Tech
34	271	Don Talbert	T	Texas

**Draft Notes**

General Manager: Don Suman

- 4a – Pick acquired from Boston
- 4b – Pick traded to San Diego

**1961**

Rd.	Pick	Player	Pos.	College
1	8	Mike Ditka	E	Pittsburgh
2	16	Tom Goode	C	Mississippi State
3	24	Walter Suggs	T	Mississippi State
4	32	Bobby Walden	HB	Georgia
5	40	Monte Lee	LB	Texas
6	48	Jake Gibbs	QB	Mississippi
7	56	Dick Reynolds	T	North Carolina State
8	64	Houston Antwine	G	Southern Illinois
9	72	Ralph White	T	Bowling Green
10	80	Charles Lee	C	Iowa
11	88	Robert Bird	G	Bowling Green
12	96	Bob McLeod	E	Abilene Christian
13	104	Gerald Hinton	G	Louisiana Tech
14	112	Jimmy King	T	Clemson
15	120	Dennis Ferriter	C	Marquette
16	128	Larry Wood	HB	Northwestern
17	136	Sam Fewell	T	South Carolina
18	144	Ike Grimsley	HB	Michigan State
19	152	Myron Pearson	HB	Colorado
20	160	Lewis Johnson	HB	Florida A&M
21	168	Ron Miller	QB	Wisconsin
22	176	Bob Kelly	E	New Mexico State
23	184	James Anderson	FB	Mississippi
24	192	Ken Gregory	E	Whittier
25	200	Jack Kreider	HB	Tulsa
26	208	Don Fuell	QB	Mississippi Southern
27	216	Boyd King	C	Rice
28	224	John Frongillo	C	Baylor
29a	229	Tom Lewis	E	Lake Forest
29b	232	Errol Linden	DE	Houston
30	240	Jim Stroud	T	Rice

**Draft Notes**

General Manager: Don Suman

- 29a – Pick acquired from N.Y. Titans

**1960****First Selections**

Player	Pos.	College
Peter Arena	G	Northwestern
Dick Bass	HB	Pacific West
William Bohler	T	St. Ambrose
Larry Cadwell	T	Louisville
Billy Cannon	HB	Louisiana State
Doug Cline	LB	Clemson
DeJustice Coleman	HB	Illinois
Bob Crandall	HB	New Mexico
Cleatus Drinnon	C	Hardin-Simmons
John Gremer	G	Illinois
George Herring	T	North Texas State
Don Hitt	C	Oklahoma State
Steve Johnson	QB	Pepperdine
John Lands	E	Montana
Jacky Lee	QB	Cincinnati
Bruce Maher	HB	Detroit
Don Mattson	T	Southern California
Mike McGee	G	Duke
Hugh McInnis	E	Mississippi State
Max Messner	T	Cincinnati
George Mulholland	E	New Mexico State
Gary O'Steen	HB	Alabama
Gene Prebola	E	Boston University
Palmer Pyle	T	Michigan State
William Roach	T	Texas Christian
Christian Simms	E	Rutgers
Phillip Snowden	QB	Missouri
Don Underwood	T	McNeese State
Duane Whetstone	FB	George Washington
Bob White	FB	Ohio State
Maury Youmans	T	Syracuse

**Second Selections**

Player	Pos.	College
Clair Branch	RB	Texas
Dave Chamberlain	HB	Miami (Ohio)
Stan Fanning	DE	Idaho
Don Cochran	T	Alabama
Jim Glasgow	T	Jackson State
Dave Graham	E	Virginia
Bob Haas	HB	Missouri
Lowell Hughes	QB	Kent State
Dale Johannson	T	Augustana
Jim Marshall	DT	Ohio State
Ron Morrison	T	New Mexico
Jerry Muennink	C	Texas
Paul Oglesby	T	UCLA
John Peppercorn	E	Kansas
Bob Peterson	C	Oregon
Bob Talamini	G	Kentucky
Bob Towns	E	Georgia
Bob Wasden	E	Auburn
Jim Welch	HB	Southern Methodist
Jim Wolff	HB	Panhandle A&M

**Draft Notes**

General Manager: (none)

## ALL-TIME TITANS/OILERS PICKS BY UNIVERSITY (1960-PRESENT)

School	Picks	School	Picks	School	Picks	School	Picks
Texas	20	Utah State	6	Mississippi Southern	2	La Verne	1
Auburn	15	Fresno State	5	Nicholls State	2	Lake Forest	1
Oklahoma	15	Iowa State	5	North Carolina A&T	2	Liberty	1
Alabama	14	Jackson State	5	North Dakota State	2	Marshall	1
Baylor	14	Louisiana Tech	5	North Texas State	2	Maryland-Eastern Shore	1
Louisiana State	14	Maryland	5	Northern Arizona	2	Massachusetts	1
Penn State	14	Minnesota	5	Southwest Missouri	2	McMurry	1
Michigan State	13	New Mexico State	5	Samford	2	Minnesota State-Mankato	1
Mississippi	13	Texas Tech	5	South Carolina State	2	Minnesota-Duluth	1
Rice	13	Tulane	5	South Dakota State	2	Morningside	1
Georgia	12	Washington State	5	Southern	2	North Dakota	1
Houston	12	Arizona State	4	Texas A&M-Kingsville	2	Northeast Louisiana	1
Mississippi State	12	Boston College	4	Toledo	2	Northeast Missouri	1
Southern California	12	Brigham Young	4	Troy State	2	Northeast Oklahoma	1
Tennessee	12	Colorado	4	Texas-El Paso	2	Northern Colorado	1
Texas A&M	12	Colorado State	4	Wake Forest	2	Northern Iowa	1
Miami (Fla.)	11	Lamar	4	Wyoming	2	Northwest Missouri State	1
Clemson	10	Prairie View	4	Air Force	1	New Mexico Highlands	1
Florida State	10	Syracuse	4	Akron	1	Nevada	1
Illinois	10	Tennessee State	4	Alabama-Birmingham	1	Oregon State	1
Northwestern	10	Texas Southern	4	Angelo State	1	Ottawa	1
Pittsburgh	10	Tulsa	4	Appalachian State	1	Pacific West	1
Purdue	10	Virginia	4	Arkansas AM&N	1	Panhandle A&M	1
Stanford	10	Virginia Tech	4	Arkansas Tech	1	Pepperdine	1
Wisconsin	10	Western Kentucky	4	Augustana	1	Portland State	1
Florida	9	Cincinnati	3	Austin Peay	1	Richmond	1
Michigan	9	East Carolina	3	Bemidji State	1	Sam Houston State	1
Missouri	9	Florida A&M	3	Benedict	1	Santa Clara	1
Notre Dame	9	Johnson Smith	3	Bishop	1	Shepherd	1
Texas Christian	9	McNeese State	3	Boise State	1	Simpson	1
West Virginia	9	Montana	3	Boston University	1	Southeast Louisiana	1
Arizona	8	Morgan State	3	Brown	1	Southeast Missouri State	1
California	8	New Mexico	3	Cal State-Chico	1	Southern Illinois	1
Grambling State	8	North Carolina Central	3	California, Pa.	1	Southern Utah	1
Iowa	8	Northern Illinois	3	Cameron	1	St. Ambrose	1
Miami (Ohio)	8	Northwestern State (La.)	3	Central Arkansas	1	Tampa	1
Nebraska	8	Rutgers	3	Central Florida	1	Temple	1
Ohio State	8	Southwest Texas State	3	Charlotte	1	Texas A&I	1
UCLA	8	Stephen F. Austin	3	Cheyney	1	Vanderbilt	1
Utah	8	West Texas State	3	Concordia College (Minn.)	1	Villanova	1
North Carolina State	7	Abilene Christian	2	Connecticut	1	Virginia State	1
Oklahoma State	7	Alabama State	2	Detroit	1	Washburn	1
Oregon	7	Ball State	2	Drake	1	Washington (Mo.)	1
Washington	7	Bowling Green	2	East Texas State	1	West Texas State	1
Alcorn State	6	California-Davis	2	Eastern Michigan	1	West Virginia State	1
Arkansas	6	Chattanooga	2	Eastern New Mexico	1	West Virginia Tech	1
Georgia Tech	6	Duke	2	Eastern Washington	1	Western Michigan	1
Hawaii	6	Humboldt State	2	Florida Atlantic	1	Whittier	1
Kansas	6	Indiana	2	Florida International	1	Widener	1
Kentucky	6	Kansas State	2	George Washington	1	Wiley	1
Louisville	6	Kent State	2	Hardin-Simmons	1	William & Mary	1
North Carolina	6	Lincoln	2	Howard Payne	1	Winston-Salem State	1
South Carolina	6	Marquette	2	Idaho	1	Wisconsin-Oshkosh	1
Southern Methodist	6	Memphis State	2	Jacksonville State	1	Wisconsin-Stout	1
Southern Mississippi	6	Middle Tennessee State	2	Kalamazoo	1		

## TITANS TRADE HISTORY SINCE 1997

### 2022 TRADES

Trade Date/Teams	Compensation	Overall	Player Selected	Note
<b>1. March 23, 2022</b>				
Tennessee Receives:	Player:		WR Robert Woods	
L.A. Rams Receive:	Draft Choice:		Round 6, 2023	
<b>2. April 28, 2022 (Draft Day Trade)</b>				
Tennessee Receives:	Draft Choice:	Round 1, 2022	#18 WR Treyton Burks	Pick originally from New Orleans
	Draft Choice:	Round 3, 2022	#101 TE Jeremy Ruckert	Pick originally a New Orleans compensatory selection; traded to NY Jets
Philadelphia Receives:	Player:		WR A.J. Brown	
<b>3. April 28, 2022 (Draft Day Trade)</b>				
Tennessee Receives:	Draft Choice:	Round 2, 2022	#35 CB Roger McCreary	
	Draft Choice:	Round 3, 2022	#69 OL Nicholas Petit-Frere	
	Draft Choice:	Round 5, 2022	#163 WR Kyle Philips	Pick originally from Pittsburgh
N.Y. Jets Receive:	Draft Choice:	Round 1, 2022	#26 OLB Jermaine Johnson	
	Draft Choice:	Round 3, 2022	#101 TE Jeremy Ruckert	Pick originally a New Orleans compensatory selection
<b>4. April 29, 2022 (Draft Day Trade)</b>				
Tennessee Receives:	Draft Choice:	Round 3, 2022	#86 QB Malik Willis	
Las Vegas Receives:	Draft Choice:	Round 3, 2022	#90 G Dylan Parham	
	Draft Choice:	Round 5, 2022	#169 RB Ty Chandler	Pick traded to Minnesota

### 2021 TRADES

Trade Date/Teams	Compensation	Overall	Player Selected	Note
<b>1. March 17, 2021</b>				
Tennessee Receives:	Draft Choice:	Round 7, 2021	#232 DT Phil Hoskins	Pick originally from Atlanta; traded to Carolina
Miami Receives:	Player:	T Isaiah Wilson		
	Draft Choice:	Round 7, 2022	#247 QB Skylar Thompson	
<b>2. April 30, 2021 (Draft Day Trade)</b>				
Tennessee Receives:	Draft Choice:	Round 3, 2021	#92 ILB Monty Rice	
	Draft Choice:	Round 4, 2021	#135 OLB Rashad Weaver	
Green Bay Receives:	Draft Choice:	Round 3, 2021	#85 WR Amari Rodgers	
<b>3. May 1, 2021 (Draft Day Trade)</b>				
Tennessee Receives:	Draft Choice:	Round 4, 2021	#109 WR Dez Fitzpatrick	Pick originally from Houston
Carolina Receives:	Draft Choice:	Round 4, 2021	#126 RB Chuba Hubbard	
	Draft Choice:	Round 5, 2021	#166 DB Keith Taylor	
	Draft Choice:	Round 7, 2021	#232 DT Phil Hoskins	Pick originally from Atlanta through Miami
<b>4. June 6, 2021</b>				
Tennessee Receives:	Player:		WR Julio Jones	
	Draft Choice:	Round 6, 2023		
Atlanta Receives:	Draft Choice:	Round 2, 2022	#58 LB Troy Andersen	
	Draft Choice:	Round 4, 2023		Conditional

### 2020 TRADES

Trade Date/Teams	Compensation	Overall	Player Selected	Note
<b>1. March 19, 2020</b>				
Tennessee Receives:	Draft Choice:	Round 7, 2020	#237 CB Thakarius Keyes	Pick originally from New England; traded to Kansas City
Denver Receives:	Player:	DT Jurrell Casey		
<b>2. April 25, 2020 (Draft Day Trade)</b>				
Tennessee Receives:	Draft Choice:	Round 6, 2021	#215 S Brady Breeze	
Kansas City Receives:	Draft Choice:	Round 7, 2020	#237 CB Thakarius Keyes	Pick originally from New England through Denver
<b>3. Oct. 14, 2020</b>				
Tennessee Receives:	Draft Choice:	Round 6, 2021	#185 LB Nick Niemann	Pick traded to L.A. Chargers
Jacksonville Receives:	Draft Choice:	Round 7, 2021	#249 WR Ben Skowronek	Pick traded to L.A. Rams
	Player:	OLB Kamalei Correa		

## TITANS TRADE HISTORY SINCE 1997

### 4. Nov. 2, 2020

Tennessee Receives: Player: CB Desmond King II  
 L.A. Chargers Receive: Draft Choice: Round 6, 2021 #185 LB Nick Niemann Pick originally from Jacksonville

## 2019 TRADES

Trade Date/Teams	Compensation	Overall	Player Selected	Note
<b>1. March 15, 2019</b>				
Tennessee Receives:	Player:	Round 6, 2019	#188 LB David Long	
	Draft Choice:	Round 7, 2019	#233 RB Chandler Cox	
Miami Receives:	Draft Choice:	Round 4, 2020	#135 G Kevin Dotson	Pick traded to Pittsburgh
	Draft Choice:			
<b>2. April 27, 2019 (Draft Day Trade)</b>				
Tennessee Receives:	Draft Choice:	Round 4, 2019	#116 DB Amani Hooker	Pick originally from Miami through New Orleans
	Draft Choice:	Round 5, 2019	#168 OLB D'Andre Walker	Pick originally from New Orleans
N.Y. Jets Receive:	Draft Choice:	Round 4, 2019	#121 TE Trevon Wesco	
	Draft Choice:	Round 5, 2019	#157 LB Blake Cashman	
<b>3. August 29, 2019</b>				
Tennessee Receives:	Player:	Round 6, 2020	#208 C Jake Hanson	
Green Bay Receives:	Draft Choice:			
<b>4. August 31, 2019</b>				
Tennessee Receives:	Draft Choice:	Round 7, 2020	#224 QB Cole McDonald	
Cleveland Receives:	Player:		WR Taywan Taylor	

## 2018 TRADES

Trade Date/Teams	Compensation	Overall	Player Selected	Note
<b>1. April 26, 2018 (Draft Day Trade)</b>				
Tennessee Receives:	Draft Choice:	Round 1, 2018	#22 LB Rashaan Evans	Pick originally from Kansas City through Buffalo
	Draft Choice:	Round 6, 2018	#215 C Bradley Bozeman	Pick traded back to Baltimore
Baltimore Receives:	Draft Choice:	Round 1, 2018	#25 TE Hayden Hurst	
	Draft Choice:	Round 4, 2018	#125 DB Avonte Maddox	Pick traded to Philadelphia
<b>2. April 27, 2018 (Draft Day Trade)</b>				
Tennessee Receives:	Draft Choice:	Round 2, 2018	#41 OLB Harold Landry	
Oakland Receives:	Draft Choice:	Round 2, 2018	#57 DT P.J. Hall	
	Draft Choice:	Round 3, 2018	#89 T Joseph Noteboom	Pick traded to L.A. Rams
<b>3. April 28, 2018 (Draft Day Trade)</b>				
Tennessee Receives:	Draft Choice:	Round 5, 2018	#152 DB Dane Cruikshank	
Baltimore Receives:	Draft Choice:	Round 5, 2018	#162 WR Jordan Lasley	
	Draft Choice:	Round 6, 2018	#215 C Bradley Bozeman	Pick originally from Baltimore
<b>4. August 28, 2018</b>				
Tennessee Receives:	Player:	Round 6, 2019	OLB Kamalei Correa	
Baltimore Receives:	Draft Choice:		DB Marcus Epps	Pick traded to Minnesota

## 2017 TRADES

Trade Date/Teams	Compensation	Overall	Player Selected	Note
<b>1. April 28, 2017 (Draft Day Trade)</b>				
Tennessee Receives:	Draft Choice:	Round 3, 2017	#72 WR Taywan Taylor	Pick originally from Carolina
	Draft Choice:	Round 6, 2017	#200 T Adam Bisnowaty	Pick traded to N.Y. Giants; originally from Indianapolis
New England Receives:	Draft Choice:	Round 3, 2017	#83 DE Derek Rivers	
	Draft Choice:	Round 4, 2017	#124 LB Jalen Reeves-Maybin	Pick traded to Detroit
<b>2. April 29, 2017 (Draft Day Trade)</b>				
Tennessee Receives:	Draft Choice:	Round 5, 2017	#155 LB Jayon Brown	
Philadelphia Receives:	Draft Choice:	Round 5, 2017	#164 G Isaac Asiata	Pick traded to Miami
	Draft Choice:	Round 6, 2017	#214 DT Elijah Qualls	Pick originally from Atlanta



## TITANS TRADE HISTORY SINCE 1997

### 3. April 29, 2017 (Draft Day Trade)

Tennessee Receives:	Draft Choice:	Round 6, 2017	#207	DB Brandon Wilson	Pick traded to Cincinnati
	Draft Choice:	Round 7, 2017	#241	RB Khalfani Muhammad	
N.Y. Giants Receive:	Draft Choice:	Round 6, 2017	#200	T Adam Bisnowaty	Pick originally from Indianapolis through New England

### 4. April 29, 2017 (Draft Day Trade)

Tennessee Receives:	Draft Choice:	Round 6, 2017	#217	OL Corey Levin	Compensatory pick
	Draft Choice:	Round 7, 2017	#227	OLB Josh Carraway	
Cincinnati Receives:	Draft Choice:	Round 6, 2017	#207	DB Brandon Wilson	Pick originally from N.Y. Giants

### 5. Sept. 1, 2017

Tennessee Receives:	Player:	DE David King			
Kansas City Receives:	Draft Choice:	Round 7, 2018	#243	DB Keion Crossen	Conditional draft choice; traded to New England

## 2016 TRADES

Trade Date/Teams	Compensation	Overall	Player Selected	Note	
<b>1. March 9, 2016</b>					
Tennessee Receives:	Player:		RB DeMarco Murray		
	Draft Choice:	Round 4, 2016	#113	LB Nick Kwiatkoski	Pick traded from Tennessee to Los Angeles to Philadelphia
Philadelphia Receives:	Draft Choice:	Round 4, 2016	#100	QB Connor Cook	Pick traded from Philadelphia to Cleveland to Oakland Chicago
<b>2. April 14, 2016</b>					
Tennessee Receives:	Draft Choice:	Round 1, 2016	#15	WR Corey Coleman	Pick traded from Tennessee to Cleveland
	Draft Choice:	Round 2, 2016	#43	DL Austin Johnson	Pick originally from Philadelphia
	Draft Choice:	Round 2, 2016	#45	RB Derrick Henry	
	Draft Choice:	Round 3, 2016	#76	T Shon Coleman	Pick traded from Tennessee to Cleveland
	Draft Choice:	Round 1, 2017	#5	WR Corey Davis	
	Draft Choice:	Round 3, 2017	#100	TE Jonnu Smith	Compensatory pick
Los Angeles Receives:	Draft Choice:	Round 1, 2016	#1	QB Jared Goff	
	Draft Choice:	Round 4, 2016	#113	LB Nick Kwiatkoski	Pick originally from Philadelphia; traded from Los Angeles to Chicago
	Draft Choice:	Round 6, 2016	#177	TE Temarrick Hemingway	
<b>3. April 28, 2016 (Draft Day Trade)</b>					
Tennessee Receives:	Draft Choice:	Round 1, 2016	#8	T Jack Conklin	Pick originally from Miami through Philadelphia
	Draft Choice:	Round 6, 2016	#176	RB Andy Janovich	Pick traded from Tennessee to Denver
Cleveland Receives:	Draft Choice:	Round 1, 2016	#15	WR Corey Coleman	Pick originally from Los Angeles
	Draft Choice:	Round 3, 2016	#76	T Shon Coleman	Pick originally from Los Angeles
	Draft Choice:	Round 2, 2017	#52	QB DeShone Kizer	
<b>4. April 30, 2016 (Draft Day Trade)</b>					
Tennessee Receives:	Draft Choice:	Round 5, 2016	#157	CB LeShaun Sims	Pick originally from N.Y. Jets
	Draft Choice:	Round 7, 2016	#253	CB Kalan Reed	
Denver Receives:	Draft Choice:	Round 6, 2016	#176	RB Andy Janovich	Pick originally from Cleveland
	Draft Choice:	Round 6, 2017	#203	RB De'Angelo Henderson	
<b>5. Aug. 16, 2016</b>					
Tennessee Receives:	Player:	G/T Dennis Kelly			
Philadelphia Receives:	Player:	WR Dorial Green-Beckham			

## 2015 TRADES

Trade Date/Teams	Compensation	Overall	Player Selected	Note	
<b>1. May 1, 2015 (Draft Day Trade)</b>					
Tennessee Receives:	Draft Choice:	Round 2, 2015	#40	WR Dorial Green-Beckham	
	Draft Choice:	Round 4, 2015	#108	FB Jalston Fowler	
	Draft Choice:	Round 7, 2015	#245	WR Tre McBride	Pick originally from Denver
New York Giants Receive:	Draft Choice:	Round 2, 2015	#33	S Landon Collins	
<b>2. Sept. 4, 2015</b>					
Tennessee Receives:	Draft Choice:	Round 6, 2016	#193	G Sebastian Tretola	
	Draft Choice:	Round 6, 2017	#214	DT Elijah Qualls	Pick traded to Philadelphia
Atlanta Receives:	Player:	G Andy Levitre			

## TITANS TRADE HISTORY SINCE 1997

### 3. Sept. 6, 2015

Tennessee Receives:	Player:	RB Terrance West			
Cleveland Receives:	Draft Choice:	Conditional 2016 Pick	(none)		Conditions not met for Cleveland to receive pick

### 2014 TRADES

Trade Date/Teams	Compensation	Overall	Player Selected	Note
<b>1. May 9, 2014 (Draft Day Trade)</b>				
Tennessee Receives:	Draft Choice:	Round 2, 2014	#54	RB Bishop Sankey
	Draft Choice:	Round 4, 2014	#122	DB Marqueston Huff
Philadelphia Receives:	Draft Choice:	Round 2, 2014	#42	WR Jordan Matthews
<b>2. May 10, 2014 (Draft Day Trade)</b>				
Tennessee Receives:	Draft Choice:	Round 6, 2014	#178	QB Zach Mettenberger
Washington Receives:	Draft Choice:	Round 6, 2014	#186	RB Lache Seastrunk
	Draft Choice:	Round 7, 2014	#228	K Zach Hocker
<b>3. Aug. 30, 2014</b>				
Tennessee Receives:	Draft Choice:	Conditional 2015 Pick	(none)	Conditions not met for Tennessee to receive pick
Dallas Receives:	Player:	DE Lavar Edwards		
<b>4. Oct. 22, 2014</b>				
Tennessee Receives:	Draft Choice:	Round 6, 2015	#208	C Andy Gallik
New England Receives:	Player:	LB Akeem Ayers		
	Draft Choice:	Round 7, 2015	#219	ILB Hayes Pullard
				Pick by Cleveland after trade from New England

### 2013 TRADES

Trade Date/Teams	Compensation	Overall	Player Selected	Note
<b>1. April 26, 2013 (Draft Day Trade)</b>				
Tennessee Receives:	Draft Choice:	Round 2, 2013	#34	WR Justin Hunter
San Francisco Receives:	Draft Choice:	Round 2, 2013	#40	DE Cornelius Carradine
	Draft Choice:	Round 7, 2013	#216	WR Charles Johnson
	Draft Choice:	Round 3, 2014	#77	LB Chris Borland
				Pick by Green Bay after trade from SF

### 2012 TRADES

Trade Date/Teams	Compensation	Overall	Player Selected	Note
<b>1. April 28, 2012 (Draft Day Trade)</b>				
Tennessee Receives:	Draft Choice:	Round 5, 2012	#145	TE Taylor Thompson
Miami Receives:	Draft Choice:	Round 5, 2012	#155	LB Josh Kaddu
	Draft Choice:	Round 7, 2012	#227	WR Rishard Matthews
<b>2. April 28, 2012 (Draft Day Trade)</b>				
Tennessee Receives:	Draft Choice:	Round 7, 2012	#211	DE Scott Solomon
Minnesota Receives:	Draft Choice:	Round 6, 2013	#176	T David Quessenberry
				Pick by Houston after trade from MIN to AZ to OAK to HOU

### 2011 TRADES

Trade Date/Teams	Compensation	Overall	Player Selected	Note
<b>1. Sept. 3, 2011</b>				
Tennessee Receives:	Player:	FB Quinn Johnson		
Green Bay Receives:	Draft Choice:	Conditional 2012 Pick	(none)	Conditions not met for Green Bay to receive pick

### 2010 TRADES

Trade Date/Teams	Compensation	Overall	Player Selected	Note
<b>1. April 24, 2010 (Draft Day Trade)</b>				
Tennessee Receives:	Draft Choice:	Round 4, 2010	#104	CB Alterraun Verner
	Draft Choice:	Round 6, 2010	#176	QB Rusty Smith
Seattle Receives:	Draft Choice:	Round 4, 2010	#111	DB Walter Thurmond
	Draft Choice:	Round 6, 2010	#185	TE Anthony McCoy
	Player:	RB LenDale White		
	Player:	DT Kevin Vickerson		

## TITANS TRADE HISTORY SINCE 1997

### 2009 TRADES

Trade Date/Teams	Compensation	Overall	Player Selected	Note
<b>1. April 26, 2009 (Draft Day)</b>				
Tennessee Receives:	Draft Choice:	Round 3, 2009	#89	TE Jared Cook
New England Receives:	Draft Choice:	Round 2, 2010	#47	LB Daryl Washington
				Pick later traded to Arizona

### 2008 TRADES

Trade Date/Teams	Compensation	Overall	Player Selected	Note
<b>1. April 26, 2008 (Draft Day)</b>				
Tennessee Receives:	Draft Choice:	Round 4, 2008	#126	WR Lavelle Hawkins
Dallas Receives:	Player:	CB Pacman Jones		
	Draft Choice:	Round 5, 2009	#166	DB Michael Hamlin
<b>2. April 27, 2008 (Draft Day)</b>				
Tennessee Receives:	Draft Choice:	Round 4, 2008	#103	DE William Hayes
Washington Receives:	Draft Choices:	Round 4, 2008	#124	CB Justin Tryon
	Draft Choice:	Round 5, 2008	#157	G Roy Schuening
				Pick originally from Atlanta
				Pick later traded to St. Louis

### 2007 TRADES

Trade Date/Teams	Compensation	Overall	Player Selected	Note
<b>1. Sept. 11, 2007</b>				
Tennessee Receives:	Player:	DE Bryce Fisher		
Seattle Receives:	Draft Choice:	Round 6, 2008	#189	LS Tyler Schmitt

### 2006 TRADES

Trade Date/Teams	Compensation	Overall	Player Selected	Note
<b>1. April 29, 2006 (Draft Day)</b>				
Tennessee Receives:	Draft Choice:	Round 2, 2006	#45	RB LenDale White
	Draft Choice:	Round 4, 2006	#116	LB Stephen Tulloch
Philadelphia Receives:	Draft Choice:	Round 2, 2006	#39	T Winston Justice
<b>2. April 30, 2006 (Draft Day)</b>				
Tennessee Receives:	Draft Choice:	Round 6, 2007	#206	CB Ryan Smith
Indianapolis Receives:	Draft Choice:	Round 7, 2006	#238	CB T.J. Rushing
				Pick originally obtained from Ind. for Rocky Calmus
<b>3. June 9, 2006</b>				
Tennessee Receives:	Draft Choice:	Round 4, 2007	#128	WR Chris Davis
Baltimore Receives:	Player:	QB Steve McNair		
<b>4. Sept. 20, 2006</b>				
Tennessee Receives:	Draft Choice:	Round 6, 2007	#204	DE Jacob Ford
San Diego Receives:	Player:	QB Billy Volek		

### 2005 TRADES

Trade Date/Teams	Compensation	Overall	Player Selected	Note
<b>1. April 6, 2005</b>				
Tennessee Receives:	Draft Choice:	Round 5, 2005	#150	T Daniel Loper
Kansas City Receives:	Player:	DE Carlos Hall		
<b>2. April 23, 2005 (Draft Day)</b>				
Tennessee Receives:	Draft Choice:	Round 2, 2005	#41	T Michael Roos
	Draft Choice:	Round 4, 2005	#113	T David Stewart
Detroit Receives:	Draft Choice:	Round 2, 2005	#37	DE Shaun Cody
<b>3. July 19, 2005</b>				
Tennessee Receives:	Player:	RB Travis Henry		
Buffalo Receives:	Draft Choice:	Round 3, 2006	#70	CB Ashton Youboty
<b>4. Sept. 3, 2005</b>				
Tennessee Receives:	Draft Choice:	Round 7, 2006	#238	CB T.J. Rushing
Indianapolis Receives:	Player:	LB Rocky Calmus		Pick traded back to Ind. on April 30, 2006

## TITANS TRADE HISTORY SINCE 1997

### 2004 TRADES

Trade Date/Teams	Compensation	Overall	Player Selected	Note
<b>1. March 8, 2004</b>				
Tennessee Receives:	Draft Choice:	Round 2, 2004	#42	DE Travis LaBoy
New York Jets Receive:	Player:	WR Justin McCareins		
<b>2. April 24, 2004 (Draft Day)</b>				
Tennessee Receives:	Draft Choice:	Round 2, 2004	#40	TE Ben Troupe
	Draft Choice:	Round 3, 2004	#71	DT Randy Starks
	Draft Choice:	Round 4, 2004	#103	DE Bo Schobel
	Draft Choice:	Round 5, 2004	#138	G Jacob Bell
Houston Receives:	Draft Choice:	Round 1, 2004	#27	DE Jason Babin
	Draft Choice:	Round 5, 2004	#159	T Sean Bubin
				Pick later traded to Jacksonville

### 2003 TRADES

Trade Date/Teams	Compensation	Overall	Player Selected	Note
<b>1. April 27, 2003 (Draft Day)</b>				
Tennessee Receives:	Draft Choice:	Round 5, 2003	#154	S Donnie Nicky
	Draft Choice:	Round 7, 2003	#225	T Todd Williams
New England Receives:	Draft Choice:	Round 5, 2003	#164	C Dan Koppen
	Draft Choice:	Round 6, 2003	#201	QB Kliff Kingsbury
	Draft Choice:	Round 7, 2003	#243	DT Ethan Kelley
				Pick originally from Houston Pick originally from St. Louis

### 2002 TRADES

Trade Date/Teams	Compensation	Overall	Player Selected	Note
<b>1. April 20, 2002 (Draft Day)</b>				
Tennessee Receives:	Draft Choice:	Round 1, 2002	#15	DT Albert Haynesworth
	Draft Choice:	Round 4, 2002	#115	CB Tony Beckham
N.Y. Giants Receive:	Draft Choice:	Round 1, 2002	#14	TE Jeremy Shockey

### 2001 TRADES

Trade Date/Teams	Compensation	Overall	Player Selected	Note
<b>1. April 4, 2001</b>				
Tennessee Receives:	Player:	DE Kevin Carter		
St. Louis Receives:	Draft Choice:	Round 1, 2001	#29	DT Ryan Pickett
<b>2. Sept. 2, 2001</b>				
Tennessee Receives:	Draft Choice:	Round 7, 2002	#240	DE Carlos Hall
Green Bay Receives:	Player:	DT Rod Walker		
<b>3. Sept. 2, 2001</b>				
Tennessee Receives:	Draft Choice:	Conditional Future Pick	(none)	Conditions not met for Tennessee to receive pick
Carolina Receives:	Player:	S Perry Phenix		

### 2000 TRADES

Trade Date/Teams	Compensation	Overall	Player Selected	Note
<b>1. April 15, 2000 (Draft Day)</b>				
Tennessee Receives:	Draft Choice:	Round 3, 2000	#68	TE Erron Kinney
	Draft Choice:	Round 5, 2000	#135	S Aric Morris
Philadelphia Receives:	Draft Choice:	Round 2, 2000	#61	G Bobby Williams
<b>2. Aug. 27, 2000</b>				
Tennessee Receives:	Player:	C Gennaro DiNapoli		
Oakland Receives:	Draft Choice:	Round 7, 2001	#229	WR Ken-Yon Rambo



## TITANS TRADE HISTORY SINCE 1997

### 1999 TRADES

Trade Date/Teams	Compensation	Overall	Player Selected	Note
<b>1. April 17, 1999 (Draft Day)</b>				
Tennessee Receives:	Draft Choice:	Round 2, 1999	#52	DT John Thornton
	Draft Choice:	Round 4, 1999	#117	CB Donald Mitchell
New England Receives:	Draft Choice:	Round 2, 1999	#46	RB Kevin Faulk

### 1998 TRADES

Trade Date/Teams	Compensation	Overall	Player Selected	Note
<b>1. Sept. 1, 1998</b>				
Tennessee Receives:	Draft Choice:	Round 7, 2000	#213	RB Mike Green
Chicago Receives:	Player:	LB Lemanski Hall		

### 1997 TRADES

Trade Date/Teams	Compensation	Overall	Player Selected	Note
<b>1. Feb. 24, 1997</b>				
Tennessee Receives:	Draft Choice:	Round 4, 1997	#98	WR Derrick Mason
	Draft Choice:	Round 6, 1997	#165	TE Nicky Savoie
Atlanta Receives:	Player:	QB Chris Chandler		Pick later traded to New Orleans
<b>2. April 19, 1997 (Draft Day)</b>				
Tennessee Receives:	Draft Choice:	Round 1, 1997	#18	DE Kenny Holmes
	Draft Choice:	Round 3, 1997	#81	T Scott Sanderson
	Draft Choice:	Round 4, 1997	#116	WR Keith Poole
	Draft Choice:	Round 6, 1997	#181	LB Dennis Stallings
Kansas City Receives:	Draft Choice:	Round 1, 1997	#13	TE Tony Gonzalez
	Draft Choice:	Round 4, 1997	#110	QB Pat Barnes
<b>3. April 20, 1997 (Draft Day)</b>				
Tennessee Receives:	Draft Choice:	Round 4, 1997	#107	DE Pratt Lyons
New Orleans Receives:	Draft Choice:	Round 4, 1997	#116	WR Keith Poole
	Draft Choice:	Round 6, 1997	#165	TE Nicky Savoie
				Pick originally from Kansas City
				Pick originally from Atlanta



The Titans traded for Ryan Tannehill in 2019.



Denico Autry was signed as an unrestricted free agent in 2021.

## VETERAN FREE AGENCY HISTORY

### 2022

#### Players Signed (7)

RB Trenton Cannon	San Francisco
TE Austin Hooper	Cleveland
OL Jamarco Jones	Seattle
LB Justin Lawler	L.A. Rams
WR Josh Malone	Green Bay
DB A.J. Moore	Houston
DL DeMarcus Walker	Houston

#### Players Lost (11)

WR Cameron Batson	Atlanta
FB Khari Blasingame	Chicago
ILB Jayon Brown	Las Vegas
S Dane Cruikshank	Chicago
ILB Rashaan Evans	Atlanta
TE Anthony Firkser	Atlanta
RB D'Onta Foreman	Carolina
WR Marcus Johnson	San Francisco
RB Jeremy McNichols	Atlanta
DT Kyle Peko	Las Vegas
OL David Quessenberry	Buffalo

### 2021

#### Players Signed (22)

OLB Ola Adeniyi (Pittsburgh)
DL Denico Autry (Indianapolis)
LB B.J. Bello (L.A. Chargers)
WR Fred Brown (Denver)
DT Trevon Coley (N.Y. Jets)
LS Morgan Cox (Baltimore)
T Christian DiLauro (Pittsburgh)
OLB Bud Dupree (Pittsburgh)
S Matthias Farley (N.Y. Jets)
DT Woodrow Hamilton IV (Carolina)
DT Bruce Hector (Carolina)
RB Brian Hill (Atlanta)
CB Jackrabbit Jenkins (New Orleans)
CB Kevin Johnson (Cleveland)
DT Abry Jones (Jacksonville)
CB Chris Jones (Minnesota)
T Kendall Lamm (Cleveland)

WR Kalija Lipscomb (Green Bay)  
 CB Greg Mabin (Jacksonville)  
 LB Justin March (Dallas)  
 CB Kevin Peterson (Arizona)  
 WR Josh Reynolds (L.A. Rams)

#### Players Lost (12)

OLB Jadeveon Clowney (Cleveland)  
 WR Corey Davis (N.Y. Jets)  
 DE Matt Dickerson (Las Vegas)  
 G/C Jamil Douglas (Buffalo)  
 DT DaQuan Jones (Carolina)  
 DB Joshua Kalu (N.Y. Giants)  
 CB Desmond King (Houston)  
 CB Chris Milton (N.Y. Giants)  
 TE MyCole Pruitt (San Francisco)  
 WR Kalif Raymond (Detroit)  
 TE Jonnu Smith (New England)  
 CB Tye Smith (Minnesota)

### 2020

#### Players Signed (7)

OLB Vic Beasley, Jr. (Atlanta)  
 DB Ibraheim Campbell (Green Bay)  
 DL Jack Crawford (Atlanta)  
 LB Nick Dzubnar (L.A. Chargers)  
 CB Johnathan Joseph (Houston)  
 RB Senorise Perry (Buffalo)  
 T Ty Sambrailo (Atlanta)

#### Players Lost (6)

T Jack Conklin (Cleveland)  
 WR Darius Jennings (L.A. Chargers)  
 DL Austin Johnson (N.Y. Giants)  
 QB Marcus Mariota (Las Vegas)  
 WR Tajaé Sharpe (Minnesota)  
 CB LeShaun Sims (Cincinnati)

### 2019

#### Players Signed (7)

DL Frank Herron (New England)  
 TE Ryan Hewitt (Indianapolis)

WR Cody Hollister (New England)  
 WR Adam Humphries (Tampa Bay)  
 G Rodger Saffold (L.A. Rams)  
 DL Brent Urban (Baltimore)  
 OLB Cameron Wake (Miami)

#### Players Lost (2)

TE Luke Stocker (Atlanta)  
 G Quinton Spain (Buffalo)

### 2018

#### Players Signed (10)

CB Malcolm Butler (New England)  
 WR Michael Campanaro (Baltimore)  
 LB Will Compton (Washington)  
 QB Blaine Gabbert (Arizona)  
 RB Dion Lewis (New England)  
 S Kendrick Lewis (Baltimore)  
 DL Bennie Logan (Kansas City)  
 G Kevin Pamphile (Tampa Bay)  
 OL Xavier Su'a-Filo (Houston)  
 WR Nick Williams (Atlanta)

#### Players Lost (3)

DB Curtis Riley (N.Y. Giants)  
 QB Brandon Weeden (Houston)  
 LB Avery Williamson (N.Y. Jets)

### 2017

#### Players Signed (8)

LB Daren Bates (Oakland)  
 S Johnathan Cyprien (Jacksonville)  
 CB Demontre Hurst (Chicago)  
 OL Tim Lelito (New Orleans)  
 CB Logan Ryan (New England)  
 S Brynden Trawick (Oakland)  
 KR/WR Eric Weems (Atlanta)  
 NT Sylvester Williams (Denver)

#### Players Lost (9)

LB David Bass (Seattle)  
 T/G Byron Bell (Dallas)



## VETERAN FREE AGENCY HISTORY

CB Valentino Blake (N.Y. Giants)  
TE Anthony Fasano (Miami)  
C/G Brian Schwenke (Indianapolis)  
LB Sean Spence (Indianapolis)  
S Daimion Stafford (Pittsburgh)  
G Chance Warmack (Philadelphia)  
WR Kendall Wright (Chicago)

### 2016

#### Players Signed (7)

CB Brice McCain (Miami)  
C Ben Jones (Houston)  
QB Matt Cassel (Dallas)  
WR Rishard Matthews (Miami)  
LB Sean Spence (Pittsburgh)  
CB Antwon Blake (Pittsburgh)  
S Rashad Johnson (Arizona)

#### Players Lost (5)

LB Zach Brown (Buffalo)  
FB Steven Johnson (Pittsburgh)  
OL Joe Looney (Dallas)  
DT Mike Martin (Philadelphia)  
CB Coty Sensabaugh (Los Angeles)

### 2015

#### Players Signed (7)

T Byron Bell (Carolina)  
CB Perrish Cox (San Francisco)  
WR Harry Douglas (Atlanta)  
TE Anthony Fasano (Kansas City)  
WR Hakeem Nicks (Indianapolis)  
OLB Brian Orakpo (Washington)  
S Da'Norris Searcy (Buffalo)

#### Players Lost (3)

CB Brandon Ghee (Cincinnati)  
FB Collin Mooney (Atlanta)  
WR Nate Washington (Houston)

### 2014

#### Players Signed (8)

RB Dexter McCluster (Kansas City)  
DL Al Woods (Pittsburgh)  
QB Charlie Whitehurst (San Diego)  
LB Wesley Woodyard (Denver)  
T Michael Oher (Baltimore)  
LB Shaun Phillips (Denver)  
G/C Eric Olsen (Pittsburgh)  
WR Brian Robiskie (Atlanta)

#### Players Lost (4)

CB Alterraun Verner (Tampa Bay)  
WR Damian Williams (Miami)  
WR Kenny Britt (St. Louis)  
QB Rusty Smith (N.Y. Giants)

### 2013

#### Players Signed (14)

S George Wilson (Buffalo)  
LB Moise Fokou (Indianapolis)  
RB Shonn Greene (N.Y. Jets)  
DT Sammie Hill (Detroit)  
G Andy Levitre (Buffalo)  
TE Delanie Walker (San Francisco)  
G/C Rob Turner (St. Louis)  
QB Ryan Fitzpatrick (Buffalo)  
S Bernard Pollard (Baltimore)  
DE Ropati Pitoitua (Kansas City)  
WR Kevin Walter (Houston)  
C/G Chris Spencer (Chicago)

RB Jalen Parmele (Jacksonville)  
DT Antonio Johnson (Indianapolis)

#### Players Lost (5)

TE Jared Cook (St. Louis)  
LB Zac Diles (Kansas City)  
G Leroy Harris (Detroit)  
DT Sen'Derrick Marks (Jacksonville)  
DE Jarius Wynn (San Diego)

### 2012

#### Players Signed (7)

G Steve Hutchinson (Minnesota)  
DE Kamerion Wimbley (Oakland)  
DE Leger Douzable (Jacksonville)  
LB Zac Diles (Indianapolis)  
G Kyle DeVan (Philadelphia)  
C Jon Cooper (Minnesota)  
S Aaron Francisco (Detroit)

#### Players Lost (6)

WR Donnie Avery (Indianapolis)  
CB Cortland Finnegan (St. Louis)  
S Chris Hope (Atlanta)  
DE William Hayes (St. Louis)  
DE Jason Jones (Seattle)  
LB Barrett Ruud (Seattle)

### 2011

#### Players Signed (11)

QB Matt Hasselbeck (Seattle)  
DT Shaun Smith (Kansas City)  
TE Daniel Graham (Denver)  
LB Barrett Ruud (Tampa Bay)  
CB Frank Walker (Minnesota)  
S Jordan Babineaux (Seattle)  
T Pat McQuistan (Miami)  
S Anthony Smith (Green Bay)  
T Adam Terry (Jacksonville)  
RB Kestahn Moore (Washington)  
WR Kevin Curtis (Kansas City)

#### Players Lost (4)

DE Jason Babin (Philadelphia)  
QB Kerry Collins (Indianapolis)  
LB Stephen Tulloch (Detroit)  
TE Bo Scaife (Cincinnati)

### 2010

#### Players Signed (6)

LB Will Witherspoon (Philadelphia)  
P/K Ricky Schmitt (San Francisco)  
DE Jason Babin (Philadelphia)  
CB Tye Hill (Atlanta)  
QB Chris Simms (Denver)  
TE Sean Ryan (Washington)

#### Players Lost (2)

DE Kyle Vanden Bosch (Detroit)  
TE Alge Crumpler (New England)

### 2009

#### Players Signed (5)

CB DeMarcus Faggins (Houston)  
DT Jovan Haye (Tampa Bay)  
WR Mark Jones (Carolina)  
QB Patrick Ramsey (Denver)  
WR Nate Washington (Pittsburgh)

#### Players Lost (6)

CB Chris Carr (Baltimore)

DT Albert Haynesworth (Washington)  
WR Brandon Jones (San Francisco)  
CB Eric King (Detroit)  
T Daniel Loper (Detroit)  
QB Chris Simms (Denver)

### 2008

#### Players Signed (7)

TE Dwayne Blakley (Atlanta)  
CB Chris Carr (RFA-Oakland)  
TE Alge Crumpler (Atlanta)  
DE Jevon Kearse (Philadelphia)  
WR Justin McCareins (N.Y. Jets)  
OT Jake Scott (Indianapolis)  
LB Josh Stamer (Buffalo)

#### Players Lost (8)

G Jacob Bell (St. Louis)  
RB Chris Brown (Houston)  
LB Gilbert Gardner (Detroit)  
TE Ben Hartsock (Atlanta)  
DE Travis LaBoy (Arizona)  
DE Antwan Odom (Cincinnati)  
DT Randy Starks (Miami)  
TE Ben Troupe (Tampa Bay)

### 2007

#### Players Signed (6)

LB Ryan Fowler (RFA-Dallas)  
WR Justin Gage (Chicago)  
CB Nick Harper (Indianapolis)  
CB Kelly Herndon (Seattle)  
QB Tim Rattay (Tampa Bay)  
S Bryan Scott (New Orleans)

#### Players Lost (3)

WR Drew Bennett (St. Louis)  
DT Robaire Smith (Cleveland)  
WR Bobby Wade (Minnesota)

### 2006

#### Players Signed (4)

WR David Givens (New England)  
S Chris Hope (Pittsburgh)  
C Kevin Mawae (N.Y. Jets)  
LB David Thornton (Indianapolis)

#### Players Lost (4)

LB Rocky Boiman (Dallas)  
C Justin Hartwig (Carolina)  
LB Brad Kassell (N.Y. Jets)  
S Tank Williams (Minnesota)

### 2005

#### Players Signed (1)

DE Kyle Vanden Bosch (Arizona)

#### Players Lost (4)

RB Antowain Smith (New Orleans)  
WR Eddie Berlin (Chicago)  
CB Andre Dyson (Seattle)  
TE Shad Meier (New Orleans)

### 2004

#### Players Signed (0)

#### Players Lost (2)

DE Jevon Kearse (Philadelphia)  
DT Robaire Smith (Houston)

## VETERAN FREE AGENCY HISTORY

### 2003

#### Players Signed (0)

#### Players Lost (5)

WR Kevin Dyson (Carolina)  
DT John Thornton (Cincinnati)  
CB Dainon Sidney (Buffalo)  
CB Donald Mitchell (Dallas)  
S Rich Coady (Indianapolis)

### 2002

#### Players Signed (4)

S Lance Schulters (San Francisco)  
FB Greg Comella (N.Y. Giants)  
C Jeff Smith (Jacksonville)  
RB Robert Holcombe (St. Louis)

#### Players Lost (4)

DT Jason Fisk (San Diego)  
DT Josh Evans (N.Y. Jets)  
LB Greg Favors (Indianapolis)  
C Kevin Long (Jacksonville)

### 2001

#### Players Signed (2)

K Joe Nedney (Carolina)  
CB DeRon Jenkins (San Diego)

#### Players Lost (2)

DE Kenny Holmes (N.Y. Giants)  
CB Denard Walker (Denver)

### 2000

#### Players Signed (2)

LB Randall Godfrey (Dallas)  
T Fred Miller (St. Louis)

#### Players Lost (5)

LB Joe Bowden (Dallas)  
LB Doug Colman (Oakland)  
S Anthony Dorsett (Oakland)  
TE Jackie Harris (Dallas)  
T Jon Runyan (Philadelphia)

### 1999

#### Players Signed (5)

DT Jason Fisk (Minnesota)  
DT Mike Jones (New England)  
FB Lorenzo Neal (Tampa Bay)  
QB Neil O'Donnell (Cincinnati)  
DE Mike Frederick (Jets)

#### Players Lost (3)

DE Anthony Cook (Washington)  
C Mark Stepnoski (Dallas)  
DT Gary Walker (Jacksonville)

### 1998

#### Players Signed (3)

TE Jackie Harris (Tampa Bay)  
P Craig Hentrich (Green Bay)  
WR Yancey Thigpen (Pittsburgh)

#### Players Lost (1)

G Kevin Donnalley (Miami)

### 1997

#### Players Signed (2)

QB Dave Krieg (Chicago)  
LB Lonnie Marts (Tampa Bay)

#### Players Lost (2)

LB Michael Barrow (Carolina)  
CB Cris Dishman (Washington)

### 1996

#### Players Signed (4)

WR Willie Davis (Kansas City)  
RB Ronnie Harmon (San Diego)  
S Rafael Robinson (Seattle)  
P Reggie Roby (Tampa Bay)

#### Players Lost (1)

LB Eddie Robinson (Jacksonville)

### 1995

#### Players Signed (5)

QB Chris Chandler (Rams)  
KR Mel Gray (Detroit)  
C Mark Stepnoski (Dallas)  
T Irv Eatman (Atlanta)  
WR Derek Russell (Denver)

#### Players Lost (5)

LB Lamar Lathon (Carolina)  
S Bo Orlando (San Diego)  
DE Tim Roberts (New England)  
G Bill Schultz (Denver)  
RB Lorenzo White (Cleveland)

### 1994

#### Players Signed (5)

TE Pat Carter (Rams)  
P Rich Camarillo (Arizona)  
QB Sean Salisbury (Minnesota)  
DE Kenny Davidson (Pittsburgh)  
RB Todd McNair (Kansas City)

#### Players Lost (3)

DE William Fuller (Philadelphia)  
DE Sean Jones (Green Bay)  
P Greg Montgomery (Detroit)

### 1993

#### Players Signed (2)

WR Willie Drewrey (Tampa Bay)  
LB Robert Lyles (Atlanta)

#### Players Lost (3)

LB Rick Graf (Washington)  
CB Jerry Gray (Tampa Bay)  
T Don Maggs (Denver)

### 1992

#### *Plan B*

#### Players Signed (3)

CB Jerry Gray (Los Angeles)  
WR Jeff Query (Green Bay)  
RB Spencer Tillman (San Francisco)

#### Players Lost (4)

LB Eric Fairs (Buffalo)  
WR Drew Hill (Atlanta)  
WR Alex Johnson (New England)  
WR Tony Jones (Atlanta)

### 1991

#### *Plan B*

#### Players Signed (7)

DE Robert Banks (Cleveland)  
S Eric Bergeson (Atlanta)  
LB Rick Graf (Miami)  
S John Hagy (Buffalo)

WR Richard Johnson (Detroit)  
WR Cedric Jones (New England)  
RB Kerry Porter (Denver)

#### Players Lost (4)

CB Steve Brown (San Francisco)  
RB Victor Jones (New England)  
S Brett Tucker (Buffalo)  
K Tony Zendejas (Los Angeles)

### 1990

#### *Plan B*

#### Players Signed (8)

S David Arnold (Pittsburgh)  
WR Bernard Ford (Dallas)  
WR Carl Harry (Washington)  
DE Ezra Johnson (Indianapolis)  
S Terry Kinard (Giants)  
S Leander Knight (Jets)  
WR Geral McNeil (Cleveland)  
G Tommy Robinson (Atlanta)

#### Players Lost (7)

S Jeff Donaldson (Chiefs)  
S Tracey Eaton (Arizona)  
FB Tracy Johnson (Atlanta)  
TE Bob Mrosko (Giants)  
DE Anthony Spears (Dallas)  
TE Chris Verhulst (Denver)  
C/G George Yarno (Green Bay)

### 1989

#### *Plan B*

#### Players Signed (7)

FB Carl Byrum (Buffalo)  
DE Mark Garalczyk (Jets)  
WR Kenny Jackson (Philadelphia)  
TE Calvin Magee (Tampa Bay)  
LB Matt Monger (Jets)  
DE/TE Colin Scotts (Arizona)  
C/G George Yarno (Atlanta)

#### Players Lost (13)

DE Robert Banks (Cleveland)  
S Keith Bostic (Indianapolis)  
LB Toby Caston (Detroit)  
LB Kurt Crain (Green Bay)  
T John Davis (Buffalo)  
WR Willie Drewrey (Tampa Bay)  
LB Mark Dusbabek (Minnesota)  
QB Brent Pease (Miami)  
RB Spencer Tillman (San Francisco)  
T David Viaene (New England)  
FB Ray Wallace (Pittsburgh)  
T Doug Williams (Seattle)  
TE Jamie Williams (San Francisco)



## ALL-TIME COACHES ROSTER

Andrus, Bart.....	1997-99, 2008	Helton, Kim.....	1987-89	Ragone, Dave.....	2011-13
April, Bobby.....	2016	Henley, Chandler.....	2018-20	Rapp, Vic.....	1983
# Armstrong, Neill.....	1962-63	Henning, Dan.....	1972	Reese, Floyd.....	1986-89
Aukerman, Craig.....	2017-21	Henshaw, George.....	1997-05, 2013	* Rhome, Jerry.....	1995-96
Baggett, Charlie.....	1993-94	* Hill, King.....	1971-80	Rice, George.....	1975-76
Baugh, Sammy.....	1964-65	Hoffman, Steve.....	2013-17	Roberts, Al.....	1984-85
Beatty, Bruce.....	1973	Houghtaling, Jason.....	2021	Robertson, Marcus.....	2007-11
Beightol, Larry.....	1995	Houston, Ken.....	1982-85	Robinson, Wayne.....	1966-67
Bell, Brian.....	2018-21	# Horton, Ray.....	2014-15	* Robiskie, Terry.....	2016-17
Bettis, Tom.....	1986-87, '93-94	Huff, Gary.....	1986	Rocker, Tracy.....	2011-13
# Biles, Ed.....	1974-80, '81-83	Hughes, Ed.....	1971	# Ryan, Buddy.....	1993
Blaney, Brandon.....	2016-17	Ivy, Frank "Pop".....	1962-63	Rymkus, Lou.....	1960-61, '65
Boghosian, Sam.....	1974-75	Jackson, Frisman.....	2017	Saban, Nick.....	1988-89
Booker, Scott.....	2018-21	Jackson, Milt.....	1986-88	* Schlinkman, Walt.....	1960-63, 1965-71, 1976
Bostad, Bob.....	2014-15	Jackson, Steve.....	2016-17	# Schwartz, Jim.....	1999-08, 2021
Bourgeois, Andy.....	1973-83	James, Ned.....	2002-05	Selcer, Dick.....	1981-82
# Bowen, Shane.....	2018-21	* Jamieson, Dick.....	1986-87	Sherman, Ray.....	1988-89, 2005-06
Bratkowski, Bob.....	2016	Jefferson, Shawn.....	2013-15	* Shipp, Ken.....	1977-78
Breaux, Don.....	1972	Johnson, Craig.....	2000-10	Shively, Doug.....	1986-89
Brown, Greg.....	1997-98	Jones, June.....	1987-88	* Shofner, Jim.....	1981-82
Brown, Steve.....	2012-15	Jones, Ronnie.....	1993	# Sidwell, Steve.....	1995-96
Bugel, Joe.....	1977-80	Kaczor, Nate.....	2012-15	Simmons, Warren.....	1996
Burke, Matt.....	2006-08	Kanavy, Tom.....	2017-18	Simpson, Jackie.....	1972
Bush, Frank.....	1992-94, 2011-12	Kuhr, Zak.....	2020-21	Skipper, Jim.....	2011-12
Byner, Earnest.....	2008-09	* LaFleur, Matt.....	2018	* Smith, Arthur.....	2011-20
Callahan, Ray.....	1981-82	# LeBeau, Dick.....	2015-17	Smith, Giff.....	2014-15
Campbell, Hugh.....	1984-85	Lemm, Wally.....	1960-61, '66-70	Smith, Jerry.....	1972
Carpenter, Lew.....	1973-74	Lemmerman, Bruce.....	1984-85	Smith, Richard.....	1988-92
Carter, Keith.....	2018-21	* Loggains, Dowell.....	2008-13	Smith, Sherman.....	1995-07
# Cecil, Chuck.....	2001-10	London, Charles.....	2011	Spanos, Lou.....	2014-17
Childress, Joe.....	1966-70	Lowry, Alan.....	1996-12	Speedie, Mac.....	1960-61
Cioffi, Louie.....	2014-15	Madro, Joe.....	1972-74	Spencer, Joe.....	1961-65
* Chow, Norm.....	2005-07	Matthews, Bruce.....	2011-13	Stanley, Jim.....	1990-94
Conkright, W.F. "Red".....	1963-64	Matthews, Cannon.....	2014-15	Staub, Ralph.....	1982-83
Coombs, Kerry.....	2018-19	Maxie, Brett.....	2012-13	Steber, John.....	1964
* Coury, Dick.....	1994-96	McCalmon, Miller.....	1986-87	* Steckel, Les.....	1995-99
Croom, Sylvester.....	2013-17	McCullough, Ken.....	1976	Steckel, Luke.....	2014-21
Crow, Ryan.....	2018-21	McFadin, "Bud" Lewis.....	1966-70	Stewart, Rayna.....	2009-10
Cunningham, Gunther.....	2001-03	McGinnis, Dave.....	2004-11	Streicher, John.....	2018-21
* Dalton, O. Kay.....	1983-84	McKenzie, Tyrone.....	2018-19	# Studley, Chuck.....	1983
Devlin, John.....	1984-85	McNulty, John.....	2014-15	Sullivan, Mike.....	2014-21
Devore, Hugh.....	1966-70	* Michael, Jason.....	2014-17	Taylor, Hugh "Bones".....	1964-65
Dews, Tony.....	2018-21	Midget, Anthony.....	2020-21	Thomas, Pat.....	1990-92
Dickson, George.....	1971	Millard, Keith.....	2012-13	Townsend, Deshea.....	2016-17
* Downing, Todd.....	2019-21	Miller, Burnie.....	1971-73	Tucker, Jason.....	2015-16
Dry, F.A.....	1966-70	Moore, Rob.....	2018-21	Udeze, Kenechi.....	2021
Durden, Earnel.....	1973	\$ Mularkey, Mike.....	2014-17	Valero, Art.....	2011
Eason, Nick.....	2014-17	\$ Munchak, Mike.....	1995-13	Vinklarek, Ronnie.....	2000
# Eddy, Jim.....	1990-92	# Nolan, Dick.....	1981	\$ Vrabel, Mike.....	2018-21
Edwards, Matt.....	2018-21	Norris, Rex.....	1995-98	# Wallner, Fred.....	1960-61
Ettinger, John.....	1964	Novak, Frank.....	1989-94	Walsh, Bill.....	1983-86
* Faragalli, Joe.....	1985	O'Hara, Pat.....	2018-21	Walters, Steve.....	1999-05
#\$ Fisher, Jeff.....	1994-10	Padilla, Bob.....	1984-85	Washburn, Jim.....	1999-10
Frazier, Erik.....	2021	* Palmer, Chris.....	1990-92, 2011-12	Watterson, Steve.....	1988-17
Fuller, Curtis.....	2011	Pardee, Jack.....	1990-94	Wessman, Richie.....	2009-10
Gaines, Gene.....	1984-85	Parlavecchio, Chet.....	2011-13	\$ Whisenhunt, Ken.....	2014-15
Galat, Joe.....	1981	Patullo, Kevin.....	2014	# Williams, Gregg.....	1993-00, 2013
Galbraith, Marty.....	2005-10	Peccatiello, Larry.....	1972-75	Williams, Terrell.....	2018-21
Gambold, Bob.....	1978-82	# Pees, Dean.....	2018-19	Willis, Keith.....	2016-17
Gannon, Jonathan.....	2012-13	Pees, Matt.....	2018-19	Withers, Everett.....	2001-06
Gee, Mondray.....	2019-21	Pendergast, Clancy.....	1995	Woolley, Joe.....	1973-75
Gilbert, O'Neill.....	1997-99	Perry, Rod.....	1995-96	Young, Bob.....	1990-94
* Gilbride, Kevin.....	1989-94	Peterson, Bill.....	1972-73	Young, John Paul.....	1978-80
Gillman, Sid.....	1973-74	Petitbon, Richie.....	1974-77	Yowarsky, Walt.....	1971
# Glanville, Jerry.....	1984-89	# Phillips, O.A. "Bum".....	1974-80	Zernhelt, John.....	2006-12
Graves, Fred.....	2007-10	Phillips, Wade.....	1976-80	Zwahlen, Ernie.....	1971
# Gray, Jerry.....	1997-00, 2011-13	Piraino, Frank.....	2019-21		
Grimm, Russ.....	2016-17	Pitts, Elijah.....	1981-83		
Haslett, Jim.....	2020-21	Polsfoot, Fran.....	1968-71, 75-76		
Hauck, Tim.....	2009-10	Porter, Taylor.....	2017-18		
* Heimerdinger, Mike.....	2000-04, '08-10	Purnell, Russ.....	1995-98		

\* Indicates offensive coordinator during tenure

# Indicates defensive coordinator during tenure

\$ Indicates head coach during tenure

## ALL-TIME HEAD COACHES SUMMARY

COACH	YEARS	WON	LOST	TIED	PCT.	PTS.	ALLOWED
Lou Rymkus*	1960-61	12	7	1	.625	546	414
Wally Lemm	1961, 1966-70	38	40	4	.487	1,785	1,702
Frank "Pop" Ivy	1962-63	17	12	0	.586	706	662
Sammy Baugh	1964	4	10	0	.285	310	355
Hugh "Bones" Taylor	1965	4	10	0	.285	298	429
Ed Hughes	1971	4	9	1	.321	251	330
Bill Peterson**	1972-73	1	18	0	.052	241	553
Sid Gillman	1973-74	8	15	0	.347	358	556
O.A. "Bum" Phillips	1975-80	59	38	0	.608	1,857	1,741
Ed Biles***	1981-83	8	23	0	.258	526	774
Chuck Studley	1983	2	8	0	.200	179	286
Hugh Campbell****	1984-85	8	22	0	.266	487	787
Jerry Glanville	1985-89	35	35	0	.500	1,535	1,637
Jack Pardee#	1990-94	44	35	0	.556	1,771	1,418
Jeff Fisher	1994-2010	147	126	0	.538	5,872	5,719
Mike Munchak	2011-13	22	26	0	.458	1,017	1,069
Ken Whisenhunt##	2014-15	3	20	0	.130	379	597
Mike Mularkey	2015-17	21	22	0	.488	925	1,054
Mike Vrabel	2018-21	43	27	0	.614	1,723	1,526
<b>TOTALS</b>	<b>1960-2021</b>	<b>480</b>	<b>503</b>	<b>6</b>	<b>.488</b>	<b>20,766</b>	<b>21,609</b>

(includes postseason)

\* Released after five games in 1961

\*\* Released after five games in 1973

\*\*\* Resigned after six games in 1983

\*\*\*\* Released after 14 games in 1985

# Released after 10 games in 1994

## Released after seven games in 2015



*Mike Vrabel was hired as head coach in January 2018 and has led the team to three consecutive playoff appearances from 2019 to 2021.*



## ALL-TIME PLAYER ROSTER

<b>A</b>	
92	<b>Abdesmad, Mehdi</b> , DE, Boston College, 2016
56	<b>Abraham, Robert</b> , LB, N.C. State, 1982-87
67	<b>Ackerman, Tom</b> , G, Eastern Washington, 2002-03
92	<b>Adeniyi, Ola</b> , OLB, Toledo, 2021
58	<b>Adibi, Xavier</b> , LB, Virginia Tech, 2012
38	<b>Afalava, Al</b> , S, Oregon State, 2012
86	<b>Akiu, Mike</b> , WR, Hawaii, 1985-86
95/88	<b>Aldridge, Allen</b> , DE, Prairie View, 1971-72
79	<b>Aldridge, Kevin</b> , DE/DT, Southern Methodist, 2002
36	<b>Aldridge, Melvin</b> , S, Murray State, 1993
38	<b>Alexander, Dan</b> , RB/FB, Nebraska, 2001
19	<b>Alexander, Willie</b> , CB, Alcorn A&M, 1971-79
76/80	<b>Allen, Dalva</b> , DE, Houston, 1960-61
31	<b>Allen, Gary</b> , RB, Hawaii, 1982
73	<b>Allen, George</b> , DT, West Texas State, 1966-67
29	<b>Allen, Patrick</b> , CB, Utah State, 1985-90
8	<b>Allen, Ryan</b> , P, Louisiana Tech, 2020
56	<b>Allred, Colin</b> , LB, Baylor, 2007-10
76	<b>Alm, Jeff</b> , DT, Notre Dame, 1990-93
84/82	<b>Alston, Mack</b> , TE, Maryland State, 1973-76
54/64	<b>Amano, Eugene</b> , C/G, S.E. Missouri State, 2004-12
88	<b>Amaro, Jace</b> , TE, Texas Tech, 2016
58	<b>Amato, Ken</b> , LS, Montana State, 2003-11
12	<b>Amundson, George</b> , RB, Iowa State, 1973-74
14	<b>Anderson, Billy</b> , QB, Tulsa, 1967
1	<b>Anderson, Gary</b> , K, Syracuse, 2003-04
22	<b>Anderson, Herbie</b> , CB, Texas A&I, 1991
57	<b>Anderson, James</b> , LB, Virginia Tech, 2014
83	<b>Anderson, Warren</b> , WR, West Virginia State, 1978
26	<b>Andrews, Antonio</b> , RB, Western Kentucky, 2014-16
95	<b>Ankou, Eli</b> , DT, UCLA, 2021
70	<b>Appleton, Scott</b> , DT, Texas, 1964-66
32/22	<b>Archie, Mike</b> , RB, Penn State, 1996-98
39	<b>Armstrong, Adger</b> , RB, Texas A&M, 1980-82
86/87	<b>Arnold, Walt</b> , TE, New Mexico, 1982-83
84	<b>Atchason, Jack</b> , TE, Western Illinois, 1960
48	<b>Atkins, Bob</b> , S, Grambling, 1970-75
96	<b>Atkins, James</b> , DT, Virginia Union, 2002-03
31	<b>Aubrey, Josh</b> , S, Stephen F. Austin, 2015
96	<b>Autry, Denico</b> , DL, Mississippi State, 2021
61	<b>Autry, Hank</b> , C, Southern Mississippi, 1969-70
82	<b>Avery, Donnie</b> , WR, Houston, 2011
42	<b>Avery, Steve</b> , FB, Northern Michigan, 1989
56	<b>Ayers, Akeem</b> , LB, UCLA, 2011-14
<b>B</b>	
33	<b>Babb, Gene</b> , LB, Austin College, 1962-63
93	<b>Babin, Jason</b> , DE, Western Michigan, 2010
26	<b>Babineaux, Jordan</b> , S, Southern Arkansas, 2011-12
8	<b>Badgley, Michael</b> , K, Miami (Fla.), 2021
80/11	<b>Bailey, Harold</b> , WR, Oklahoma State, 1981-83
82	<b>Bailey, Mario</b> , WR, Washington, 1992
57	<b>Bailey, Patrick</b> , LB, Duke, 2010-13
8	<b>Baker, Ed</b> , QB, Lafayette, 1972
75	<b>Baker, Jesse</b> , DE, Jacksonville State (Ala.), 1979-87
84	<b>Baker, Johnny</b> , LB, Mississippi State, 1963-66
83	<b>Baker, Melvin</b> , WR, Texas Southern, 1976
99	<b>Bakhtiari, Eric</b> , DE, San Diego, 2009
70	<b>Baldrige, Daniel</b> , T, Marshall, 2012
98	<b>Ball, Dave</b> , DE, UCLA, 2008-12
40	<b>Banfield, Tony</b> , CB, Oklahoma State, 1960-65
36	<b>Banks, Chuck</b> , FB, West Virginia Tech, 1987
97	<b>Banks, Robert</b> , DE, Notre Dame, 1988
49/86	<b>Barber, Mike</b> , TE, Louisiana Tech, 1976-81
28	<b>Barclay, Chris</b> , RB, Wake Forest, 2007
81	<b>Barden, Brandon</b> , TE, Vanderbilt, 2012-13
3	<b>Barnard, Austin</b> , K/P, Samford, 2018
58	<b>Barnes, Pete</b> , LB, Southern, 1967-68
22/32	<b>Barnes, Tomur</b> , CB, North Texas, 1994-97
56/51	<b>Barrow, Micheal</b> , LB, Miami (Fla.), 1993-96
51	<b>Bass, David</b> , LB, Missouri Western State, 2015-16
27	<b>Bass, Glen</b> , WR, East Carolina, 1967-68
53/56	<b>Bates, Daren</b> , LB, Auburn, 2017-20
17/13	<b>Batson, Cameron</b> , WR, Texas Tech, 2018-21
22/44	<b>Battle, Jackie</b> , RB, Houston, 2013-14
63	<b>Baumgartner, Steve</b> , DE, Purdue, 1977-79
78	<b>Beams, Byron</b> , DT, Notre Dame, 1961
44	<b>Beasley Jr., Vic</b> , OLB, Clemson, 2020
11	<b>Beathard, Pete</b> , QB, Southern California, 1967-69
17	<b>Beck, Braden</b> , K, Stanford, 1971
24	<b>Beckham, Tony</b> , CB, Wisconsin-Stout, 2002-05
81/88	<b>Beirne, Jim</b> , WR, Purdue, 1968-73, 1975-76
33	<b>Bell, Billy</b> , CB, Lamar, 1989
76	<b>Bell, Byron</b> , OL, New Mexico, 2015-16
60	<b>Bell, Jacob</b> , G/T, Miami (Ohio), 2004-07
57	<b>Belotti, George</b> , C, Southern California, 1960-61
83/19	<b>Bennett, Drew</b> , WR, UCLA, 2001-06
52/50	<b>Benson, Duane</b> , LB, Hamline, 1974-76
82	<b>Berlin, Eddie</b> , WR, Northern Iowa, 2001-04
83	<b>Bergey, Bruce</b> , DT, UCLA, 1971
65	<b>Bethea, Elvin</b> , DE, North Carolina A&T, 1968-83
4	<b>Beverly, David</b> , P, Auburn, 1974
82	<b>Billingsley, Ron</b> , DT, Wyoming, 1971-72
54	<b>Bingham, Gregg</b> , LB, Purdue, 1973-84
21	<b>Birdsong, Craig</b> , S, North Texas State, 1987
2	<b>Bironas, Rob</b> , K, Georgia Southern, 2005-13
23	<b>Bishop, Blaine</b> , S, Ball State, 1993-2001
66	<b>Bishop, Sonny</b> , G, Fresno State, 1964-69
95	<b>Blackson, Angelo</b> , DE, Auburn, 2015-16
27	<b>Blahak, Joe</b> , S, Nebraska, 1973
47	<b>Blake, Valentino</b> , CB, Texas El Paso
84	<b>Blakley, Dwayne</b> , TE, Missouri, 2008
16	<b>Blanda, George</b> , QB, Kentucky, 1960-66
42	<b>Blanks, Sid</b> , RB, Texas A&I, 1964-68
41/45	<b>Blasingame, Khari</b> , FB/RB, Vanderbilt, 2019-21
94	<b>Bledsoe, Amani</b> , DE, Oklahoma, 2021
52	<b>Bockwoldt, Colby</b> , LB, Brigham Young, 2006
50	<b>Boiman, Rocky</b> , LB, Notre Dame, 2002-05
33	<b>Booker, Michael</b> , CB, Nebraska, 2000-01
39	<b>Borders, Breon</b> , CB, Duke, 2020-21
25	<b>Bostic, Keith</b> , S, Michigan, 1983-88
37	<b>Botchan, Ron</b> , LB, Occidental, 1961
77	<b>Boucher, Scott</b> , G, N.E. Louisiana*, 1987
58/59	<b>Bowden, Joe</b> , LB, Oklahoma, 1992-99
52	<b>Boyette, Garland</b> , LB, Grambling, 1966-72
85	<b>Brabham, Danny</b> , LB, Arkansas, 1963-67
87	<b>Brackett, Brett</b> , TE, Penn State, 2014
10	<b>Bradshaw, Craig</b> , QB, Utah State, 1980
58	<b>Brantley, John</b> , LB, Georgia, 1989
52	<b>Brazile, Robert</b> , LB, Jackson State, 1975-84
33	<b>Breeze, Brady</b> , S, Oregon, 2021
62	<b>Brewer, Aaron</b> , G/C, Texas State, 2020-21
21	<b>Brezina, Bobby</b> , RB, Houston, 1963
92	<b>Briehl, Tom</b> , LB, Stanford, 1985-87
48	<b>Brinkley, Beau</b> , LS, Missouri, 2012-20
18	<b>Britt, Kenny</b> , WR, Rutgers, 2009-13
83	<b>Broadnax, Jerry</b> , TE, Southern, 1974
35	<b>Brock Sr., Tramaine</b> , CB, Belhaven, 2019
88	<b>Brooks, Billy</b> , WR, Oklahoma, 1981
73	<b>Brooks, Leo</b> , DT, Texas-Austin, 1970-72
11	<b>Brown, A.J.</b> , WR, Mississippi, 2019-21
29	<b>Brown, Chris</b> , RB, Colorado, 2003-07
22	<b>Brown, Don</b> , RB, Houston, 1960
33	<b>Brown, Gary</b> , RB, Penn State, 1991-95
55	<b>Brown, Jayon</b> , LB, UCLA, 2017-21
79	<b>Brown, Kareem</b> , DL, Miami (Fla.), 2010
84	<b>Brown, Larry</b> , TE, Georgia, 1999-2000
17/89	<b>Brown, Reggie</b> , WR, Alabama State, 1993-94
27	<b>Brown, Sonny</b> , S, Oklahoma, 1987
24	<b>Brown, Steve</b> , CB, Oregon, 1983-90
22	<b>Brown, Tony</b> , CB, Fresno State, 1992-93

## ALL-TIME PLAYER ROSTER

97 **Brown, Tony**, DT, Memphis, 2006-10  
 55 **Brown, Zach**, LB, North Carolina, 2012-15  
 38 **Bryant, Domingo**, S, Texas A&M, 1987-88  
 81 **Bryant, Steve**, WR, Purdue, 1982-84  
 14 **Bullock, Randy**, K, Texas A&M, 2021  
 53 **Bulluck, Keith**, LB, Syracuse, 2000-09  
**Burke, Edward**, G, Notre Dame, 1964  
 58 **Burnett, Kaelin**, LB, Nevada, 2014  
 25 **Burrell, Ode**, RB, Mississippi State, 1964-69  
 00 **Burrough, Ken**, WR, Texas Southern, 1971-81  
 68 **Burton, Al**, DE, Bethune-Cookman, 1976  
 94 **Burton, Kendrick**, DE, Alabama, 1996  
 94 **Bush, Frank**, LB, N.C. State, 1985-86  
 87 **Butler, Jim**, TE, Tulsa, 1972  
 21 **Butler, Malcolm**, CB, West Alabama, 2018-20  
 2 **Butler, Skip**, K, Texas-Arlington, 1972-77  
 35 **Butts, Marion**, RB, Florida State, 1995  
 31 **Byard, Kevin**, S, Middle Tennessee State, 2016-21  
 83 **Byrd, Isaac**, WR, Kansas, 1997-99  
 71 **Byrd, Richard**, DT, Southern Mississippi, 1985-89

## C

40 **Cain, Jeremy**, FB/LS, Massachusetts, 2007  
 79 **Caldwell, Bryan**, DE, Arizona State, 1984  
 87 **Calico, Tyrone**, WR, Middle Tennessee State, 2003-05  
 54 **Calmus, Rocky**, LB, Oklahoma, 2002-04  
 16 **Camarillo, Rich**, P, Washington, 1994-95  
 34 **Campbell, Earl**, RB, Texas, 1978-84  
 37 **Campbell, Tommie**, CB, California (Pa.), 2011-13  
 35 **Campbell, Woody**, RB, Northwestern, 1967-71  
 20 **Cannon, Billy**, RB, Louisiana State, 1960-63  
 14 **Carlson, Cody**, QB, Baylor, 1987-94  
 26 **Carpenter, Rob**, RB, Miami (Ohio), 1977-81  
 29 **Carr, Chris**, DB, Boise State, 2008  
 63 **Carr, Levert**, T, No. Central State, 1972-73  
 44 **Carraway, Josh**, OLB, Texas Christian, 2017  
 53 **Carrell, John**, LB, Texas Tech, 1966  
 88 **Carrington, Ed**, TE, Virginia, 1969  
 63 **Carroll, Ronnie**, G/DT, Sam Houston State, 1974-75  
 82 **Carson, John**, TE, Georgia, 1960  
 58 **Carter, David**, C, Western Kentucky, 1977-84  
 25 **Carter, Jamal**, S, Miami (Fla.), 2021  
 93 **Carter, Kevin**, DE, Florida, 2001-04  
 85 **Carter, Pat**, TE, Florida State, 1994  
 44 **Carter, Tory**, FB, Louisiana State, 2021  
 41 **Carwell, Larry**, CB, Iowa State, 1967-68  
 99 **Casey, Jurrell**, DT, Southern California, 2011-19  
 87 **Casper, Dave**, TE, Notre Dame, 1980-83  
 16 **Cassel, Matt**, QB, Southern California, 2016-17  
 88 **Caster, Rich**, WR, Jackson State, 1978-80  
 56/90 **Caston, Toby**, LB, Louisiana State, 1987-88  
 51 **Caveness, Ron**, LB, Arkansas, 1966-68  
 26 **Cecil, Chuck**, S, Arizona, 1995  
 57 **Chamberlin, Frank**, LB, Boston College, 2000-02  
**Chancellor, Ken**, C, Houston, 1964  
 12 **Chandler, Chris**, QB, Washington, 1995-96  
 25 **Charles, John**, S, Purdue, 1971-74  
 57 **Cheek, Richard**, G, Auburn, 1972  
 22 **Cheeks, B.W.**, RB, Texas Southern, 1965  
 79 **Childress, Ray**, DL, Texas A&M, 1985-95  
 55/58 **Cindrich, Ralph**, LB, Pittsburgh, 1973-75  
 42 **Clark, Boobie**, RB, Bethune-Cookman, 1979-80  
 96 **Clauss, Jared**, DT, Iowa, 2004-05  
 69 **Clayton, Zach**, DT, Auburn, 2011  
 31 **Cline, Doug**, LB, Clemson, 1960-66  
 24 **Clinton, Charles**, CB, San Jose State\*, 1987  
 99 **Clowney, Jadeveon**, OLB, South Carolina, 2020  
 29 **Coady, Rich**, S, Texas A&M, 2002  
 23 **Cobb, David**, RB, Minnesota, 2015  
 35 **Cobble, Eric**, RB, S.W. Texas State\*, 1987  
 16 **Cochrane, Kelly**, QB, Miami (Fla.), 1972

86/85 **Coffman, Chase**, TE, Missouri, 2014-15  
 53 **Cole, Dylan**, LB, Missouri State, 2021  
 39 **Cole, Lee**, CB, Arizona State, 1996  
 87 **Cole, Linzy**, WR, Texas Christian, 1971  
 17/80 **Coleman, Chris**, WR, N.C. State, 2000-01  
 59 **Colman, Doug**, LB, Nebraska, 1999  
 87 **Coleman, Pat**, WR, Mississippi, 1990-94  
 47 **Coleman, Ronnie**, RB, Alabama A&M, 1974-81  
 5 **Collins, Kerry**, QB, Penn State, 2006-10  
 33 **Comella, Greg**, FB, Stanford, 2002  
 20 **Compton, Dick**, WR, McMurray, 1965  
 51/53 **Compton, Will**, LB, Nebraska, 2018, 2020  
 78 **Conklin, Jack**, T, Michigan State, 2016-19  
 77 **Conover, Sean**, DE, Bucknell, 2006-07  
 78 **Cook, Anthony**, DE/DT, South Carolina State, 1995-98  
 89 **Cook, Jared**, TE, South Carolina, 2009-12  
 98 **Cooks, Rayford**, DE, North Texas State\*, 1987  
 8 **Cooper, Joe**, K, Cal-Berkeley, 1984  
 51 **Cordova, Jorge**, LB, Nevada, 2007  
 57 **Corker, John**, LB, Oklahoma State, 1980-82  
 44/40 **Correa, Kamalei**, OLB, Boise State, 2018-20  
 33 **Cotney, Mark**, S, Cameron State, 1975  
 76 **Cowlings, Al**, LB, Southern California, 1973-74  
 46 **Cox, Morgan**, LS, Tennessee, 2021  
 29/20 **Cox, Perrish**, CB, Oklahoma State, 2015-16  
 40 **Craft, Donnie**, RB, Louisville, 1982-83  
 89 **Craig, Dobie**, WR, Howard Payne, 1964  
 48 **Cramer, Casey**, TE, Dartmouth, 2006-08  
 94 **Crawford, Jack**, DE, Penn State, 2020  
 59 **Croyle, Phil**, LB, Cal-Berkeley, 1971-73  
 29 **Cruikshank, Dane**, DB, Arizona, 2018-21  
 83 **Crumpler, Alge**, TE, North Carolina, 2008-09  
 40 **Cudjoe-Virgil, Yannik**, LB, Maryland, 2015  
 78 **Culp, Curley**, DT, Arizona State, 1974-80  
 78 **Culpepper, Ed**, DT, Alabama, 1962-63  
 49 **Cunningham, Dick**, LB, Arkansas, 1973  
 41 **Cunningham, Zach**, LB, Vanderbilt, 2021  
 53 **Curran, Rennie**, LB, Georgia, 2010  
 20 **Currier, Bill**, DB, South Carolina, 1977-79  
 50 **Curry, Bill**, C, Georgia Tech, 1973  
 81 **Curtis, Kevin**, WR, Utah State, 2011  
 80 **Cutsinger, Gary**, DE, Oklahoma State, 1962-68  
 37 **Cyprien, Johnathan**, S, Florida International, 2017-18

## D

13 **Daft, Kevin**, QB, California-Davis, 1999  
 12 **Daniel, Trevor**, P, Tennessee, 2020  
 87 **Darby, Al**, WR, Florida, 1976  
 85 **Darrington, Chris**, WR, Weber State\*, 1987  
 88 **Daum, Mitch**, TE, Wyoming, 1987  
 66 **Davidson, Greg**, C, North Texas, 1980-82  
 90 **Davidson, Kenny**, DE, Louisiana State, 1994-95  
 71 **Davidson, Pete**, WR, Citadel, 1960  
 12 **Davis, Austin**, QB, Southern Mississippi, 2018  
 12 **Davis, Bob**, QB, Virginia, 1967-69  
 77 **Davis, Bruce**, T, UCLA, 1987-89  
 17 **Davis, Chris**, WR, Florida State, 2007-09  
 84 **Davis, Corey**, WR, Western Michigan, 2017-20  
 84 **Davis, Donnie**, TE, Southern, 1970  
 72 **Davis, Hall**, DE, Louisiana-Lafayette, 2010  
 73 **Davis, John**, G/C, Georgia Tech, 1987-88  
 58 **Davis, Marvin**, LB, Southern, 1974  
 30 **Davis, Mike**, CB, Cincinnati, 1994  
 64 **Davis, Nate**, G, Charlotte, 2019-21  
 12 **Davis, Rashard**, WR, James Madison, 2019  
 86/84 **Davis, Willie**, WR, Central Arkansas, 1996-98  
 39/28 **Dawkins, Dalyn**, RB, Colorado State, 2018-19  
 34/33 **Dawkins, Joe**, RB, Wisconsin, 1970-71, 1976  
 66 **Dawson, Doug**, G, Texas, 1990-93  
 75 **Dawson, Keyunta**, DE, Texas Tech, 2012-13  
 20 **Dawson, Rhett**, WR, Florida State, 1972



## ALL-TIME PLAYER ROSTER

67 **Dean, Jimmy**, DE, Texas A&M, 1978  
 87 **Decker, Eric**, WR, Minnesota, 2017  
 3 **Del Greco, Al**, K, Auburn, 1991-2000  
 23 **Dempsey, Tom**, K, Palomar J.C., 1977  
 62 **DeVan, Kyle**, C/G, Oregon State, 2012  
 88 **Dewveall, Willard**, TE, Southern Methodist, 1961-64  
 35 **Dickenson, Bo**, RB, Southern Mississippi, 1963  
 42 **Dickerson, Dorin**, TE, Pittsburgh, 2015  
 92 **Dickerson, Matt**, DE, UCLA, 2018-20  
 10 **Dickey, Lynn**, QB, Kansas State, 1971-75  
 9 **Dietrich, John**, K, Ball State\*, 1987  
 69 **DiLauro, Christian**, T, Illinois, 2021  
 53/54 **Diles, Zac**, LB, Kansas State, 2012-13  
 66/64 **DiNapoli, Gennaro**, G, Virginia Tech, 2000-02  
 81 **Dirden, Johnnie**, WR, Sam Houston, 1978  
 28 **Dishman, Cris**, CB, Purdue, 1988-96  
 64 **Dixon, Joe**, DT, Tulsa, 1987  
 93/92 **Dodd, Kevin**, OLB, Clemson, 2016-17  
 50 **Dodge, Kirk**, LB, Nevada-Las Vegas, 1986  
 71 **Domres, Tom**, DT, Wisconsin, 1968-71  
 31 **Donaldson, Jeff**, S, Colorado, 1984-89  
 77 **Donnalley, Kevin**, T/G, North Carolina, 1991-97  
 57/56 **Dorenbos, Jon**, LS, Texas El-Paso, 2005-06  
 69 **Dorris, Andy**, DE, New Mexico State, 1977-81  
 30/33 **Dorsett, Anthony**, CB, Pittsburgh, 1996-99  
 83 **Douglas, Harry**, WR, Louisville, 2015-17  
 75 **Douglas, Jamil**, G, Arizona State, 2019-20  
 21 **Douglas, John**, CB, Texas Southern, 1969  
 99 **Douglas, Marques**, DT, Howard, 2010  
 78 **Douzable, Leger**, DE, Central Florida, 2012  
 88 **Dressel, Chris**, TE, Stanford, 1983-86  
 82/85 **Drewrey, Willie**, WR, West Virginia, 1985-88, '93  
 75 **Drungo, Elbert**, T, Tennessee State, 1969-77  
 30 **Dukes, Mike**, LB, Clemson, 1960-63  
 38 **Dumas, Mike**, S, Indiana, 1991-93  
 31 **Duncan, Brian**, RB, Southern Methodist, 1978  
 80 **Duncan, Curtis**, WR, Northwestern, 1987-93  
 11 **Duniven, Tom**, QB, Texas Tech, 1977-78  
 91 **Dunn, Anthony**, DE, Northern Colorado, 2003  
 48 **Dupree, Bud**, OLB, Kentucky, 2021  
 77 **Durand, Ryan**, G, Syracuse, 2010, 2012  
 20 **Durden, Kenneth**, CB, Youngstown State, 2018  
 17 **Durham, Kris**, WR, Georgia, 2014  
 22 **Dyson, Andre**, CB, Utah, 2001-04  
 87 **Dyson, Kevin**, WR, Utah, 1998-2002  
 49 **Dzubnar, Nick**, LB, Cal Poly-San Luis Obispo, 2020-21

## E

26 **Eaglin, Larry**, CB, Stephen F. Austin, 1973  
 82 **Ealy, Biren**, WR, Houston, 2007  
 21 **Eason, Bo**, S, California-Davis, 1984-87  
 75 **Eatman, Irv**, T, UCLA, 1995-96  
 21 **Eaton, Tracey**, S, Portland State, 1988-89  
 20/36 **Echols, Mike**, CB, Wisconsin, 2002-04  
 87 **Eccles, Scott**, TE, E. New Mexico\*, 1987  
 19 **Edison, Dominique**, WR, Stephen F. Austin, 2009  
 87 **Edwards, Emmett**, WR, Kansas, 1975  
 98 **Edwards, Lavar**, DE, Louisiana State, 2013  
 35/32 **Edwards, Stan**, RB, Michigan, 1982-86  
 79 **Egboh, Pannel**, DE, Stanford, 2012  
 26 **Elkins, Lawrence**, WR, Baylor, 1965-68  
 6 **Elkins, Mike**, QB, Wake Forest, 1992  
 85 **Ellender, Richard**, WR, McNeese State, 1979  
 8 **Elling, Aaron**, K, Wyoming, 2004  
 60 **El-Mashtoub, Hicham**, C, Arizona, 1995-96  
 96 **Embray, Keith**, DE, Utah, 2000-01  
 52 **Ena, Justin**, LB, Brigham Young, 2004  
 36 **Evans, Darren**, Virginia Tech, 2012  
 32 **Evans, Darrynton**, Appalachian State, 2020-21  
 91 **Evans, Josh**, DT, Alabama Birmingham, 1995-99, 2001  
 54 **Evans, Rashaan**, LB, Alabama, 2018-21  
 86 **Evans, Robert**, E, Texas A&M, 1965

73 **Evans, Norman**, T, Texas Christian, 1965  
 78 **Eyre, Nick**, T, Brigham Young, 1981

## F

29 **Fairley, Leonard**, S, Alcorn A&M, 1974  
 51 **Fairs, Eric**, LB, Memphis State, 1986-91  
 86 **Fanning, Stan**, DE, Idaho, 1964  
 67 **Fanucci, Mike**, DE, Arizona State, 1973  
 3 **Farley, Caleb**, CB, Virginia Tech, 2021  
 21 **Farley, Matthias**, S, Notre Dame, 2021  
 20 **Farr, Miller**, CB, Wichita State, 1967-69  
 53 **Faryniarz, Brett**, LB, San Diego State, 1994  
 80 **Fasano, Anthony**, TE, Notre Dame, 2015-16  
 71 **Faulkner, Stanley**, T, Texas, 1964  
 51 **Favors, Greg**, LB, Mississippi State, 1999-2001  
 74 **Ferguson, Gene**, T, Norfolk State, 1971-72  
 77 **Fields, Angelo**, T, Michigan State, 1980-81  
 56 **Finch, Sharif**, OLB, Temple, 2018-19, 21  
 31 **Finnegan, Cortland**, CB, Samford, 2006-11  
 86 **Firkser, Anthony**, TE, Harvard, 2018-21  
 94 **Fisher, Bryce**, DE, Air Force, 2007  
 70/60 **Fisher, Ed**, G, Arizona State, 1974-82  
 97 **Fisk, Jason**, DT, Stanford, 1999-2001  
 10 **Fitzpatrick, Dez**, WR, Louisville, 2021  
 4 **Fitzpatrick, Ryan**, QB, Harvard, 2013  
 55 **Flannery, John**, G/C, Syracuse, 1991-94  
 44 **Fleming, Troy**, FB, Tennessee, 2004-05  
 75 **Floyd, Don**, DE, Texas Christian, 1960-68  
 83 **Floyd (Seabron), Malcolm**, WR, Fresno State, 1994-96  
 32 **Fuellen, David**, RB, Toledo, 2016-19  
 53 **Fokou, Moise**, LB, Maryland, 2013  
 11/13 **Foote, James**, QB, Delaware Valley, 1974, '76  
 88 **Ford, Bernard**, WR, Central Florida, 1990  
 92 **Ford, Henry**, DE, Arkansas, 1994-2002  
 78 **Ford, Jacob**, DE, Central Arkansas, 2007-10  
 45/7 **Foreman, D'Onta**, RB, Texas, 2020-21  
 89 **Foster, Eddie**, WR, Houston 1977-78  
 78 **Foster, Jerome**, DE, Ohio State, 1983-84  
 45 **Fowler, Delbert**, LB, West Virginia, 1981  
 53 **Fowler, Jalston**, FB, Alabama, 2015-18  
 52 **Fowler, Jerry**, G, N.W. Louisiana, 1964  
 59 **Fowler, Ryan**, LB, Duke, 2007-08  
 59 **Fox, Scott**, LB, Austin Peay\*, 1987  
 77 **France, Doug**, T, Ohio State, 1983-84  
 62 **Franklin, Jerrell**, G, Southern\*, 1987  
 28 **Frazier, Charles**, WR, Texas Southern, 1962-68  
 56 **Frazier, Wayne**, C, Auburn, 1965  
 83 **Frazier, Willie**, TE, Arkansas A&M, 1964-65, '71, '75  
 94 **Frederick, Mike**, DE, Virginia, 1999  
 69 **Freelon, Solomon**, G, Grambling, 1972-74  
 62 **Frey, Dick**, G, Texas A&M, 1961  
 93 **Frisch, Byron**, DE, Brigham Young, 2000  
 16 **Fritsch, Toni**, K, None, 1977-81  
 55 **Frongillo, John**, C, Baylor, 1962-66  
 22 **Fuller, Vincent**, S, Virginia Tech, 2005-10  
 95 **Fuller, William**, DE, North Carolina, 1986-93  
 26 **Fulton, Kristian**, CB, Louisiana State, 2020-21  
 66 **Funchess, Tom**, T, Jackson State, 1971-73  
 17 **Furrer, Will**, QB, Virginia Tech, 1995

## G

7 **Gabbert, Blaine**, QB, Missouri, 2018  
 12 **Gage, Justin**, WR, Missouri, 2007-10  
 69 **Gallik, Andy**, C/G, Boston College, 2015  
 35 **Ganther, Quinton**, RB, Utah, 2006-08  
 8 **Garcia, Teddy**, K, N.E. Louisiana, 1990  
 30 **Gardner, Rich**, CB, Penn State, 2004-05  
 59 **Gardner, Gilbert**, LB, Purdue, 2007  
 82 **Garrison, Gary**, WR, San Diego State, 1977  
 38 **Gehring, Mark**, TE, Eastern Washington\*, 1987  
 73 **Geisinger, Justin**, C/G, Vanderbilt, 2006

## ALL-TIME PLAYER ROSTER

27	<b>George, Eddie</b> , RB, Ohio State, 1996-2003	96	<b>Harris, DaJohn</b> , DT, Southern California, 2012
35/26	<b>George, Spencer</b> , RB, Rice, 1997-99	88	<b>Harris, Jackie</b> , TE, N.E. Louisiana, 1998-99
3	<b>Gerela, Roy</b> , K, New Mexico State, 1969-70	61	<b>Harris, Larry</b> , G, Oklahoma State, 1978
29	<b>Germany, Willie</b> , S, Morgan State, 1975	80/83	<b>Harris, Leonard</b> , WR, Texas Tech, 1987-93
13	<b>Gesser, Jason</b> , QB, Washington State, 2003	64	<b>Harris, Leroy</b> , G/C, N.C. State, 2007-12
38	<b>Ghee, Brandon</b> , CB, Wake Forest, 2014	57	<b>Harris, Nigel</b> , LB, South Florida, 2018-19
93	<b>Gilbert, Reggie</b> , OLB, Arizona, 2019	27	<b>Harris, Odie</b> , S/CB, Sam Houston State, 1995
88	<b>Giles, Jimmie</b> , TE, Alcorn, 1977	26	<b>Harris, Tuff</b> , DB, Montana, 2008
87	<b>Givens, David</b> , WR, Notre Dame, 2006-07	68	<b>Hart, Bobby</b> , T, Florida State, 2021
81	<b>Givins, Ernest</b> , WR, Louisville, 1986-94	88/47	<b>Hartsock, Ben</b> , TE, Ohio State, 2006-07
27	<b>Glick, Freddy</b> , S, Colorado State, 1961-66	36	<b>Hartwig, Carter</b> , DB, Southern California, 1979-84
54	<b>Glover, Phil</b> , LB, Utah, 1999	77	<b>Hartwig, Justin</b> , G, Kansas, 2002-05
56	<b>Godfrey, Randall</b> , LB, Georgia, 2000-02	54/88	<b>Harvey, Claude</b> , LB, Prairie View, 1970-71
68	<b>Golic, Mike</b> , DT, Notre Dame, 1985-87	70	<b>Harvey, Jim</b> , G, Mississippi, 1972
69/68	<b>Goode, Tom</b> , C, Mississippi State, 1962-65	8	<b>Hasselbeck, Matt</b> , QB, Boston College, 2011-12
50	<b>Gooden, Zaviar</b> , LB, Missouri, 2013-14	21	<b>Hatchett, Derrick</b> , CB, Texas, 1983
68	<b>Goodman, Brian</b> , G, UCLA, 1973-74	70	<b>Hatfield, Mark</b> , T, Bishop's (Que.), 1995
99/96	<b>Gordon, Amon</b> , DT, Stanford, 2008, 2010	56	<b>Havig, Dennis</b> , G, Colorado, 1976
47	<b>Gordon, Bobby</b> , S, Tennessee, 1960	35	<b>Hawkins, Chris</b> , CB, Louisiana State, 2011
89	<b>Gordon, Richard</b> , TE, Miami (Fla.), 2014	87	<b>Hawkins, Lavelle</b> , WR, California, 2008-12
8	<b>Gossett, Jeff</b> , P, Eastern Illinois, 1987	86	<b>Hawkins, Nat</b> , WR, Nevada-Las Vegas, 1975
3	<b>Gostkowski, Stephen</b> , K, Memphis, 2020	75	<b>Haye, Jovan</b> , DT, Vanderbilt, 2009-10
93	<b>Graf, Rick</b> , LB, Wisconsin, 1991-92	49	<b>Hayes, Chad</b> , TE, Maine, 2002
60	<b>Graham, Aaron</b> , C, Nebraska, 2002	62	<b>Hayes, Jim</b> , DT, Jackson State, 1965-66
86	<b>Graham, Daniel</b> , TE, Colorado, 2011	71	<b>Hayes, Melvin</b> , T, Mississippi State, 1996-97
11	<b>Graham, T.J.</b> , WR, North Carolina State, 2014	95	<b>Hayes, William</b> , DE, Winston-Salem State, 2008-11
32/30	<b>Granger, Hoyle</b> , RB, Mississippi State, 1966-70, '72	70	<b>Hayman, Conway</b> , G, Delaware, 1975-80
62	<b>Grant, Ken</b> , G, Howard Payne, 1970	13	<b>Haymond, Alvin</b> , S, Southern, 1973
52	<b>Grasu, Hroniss</b> , C, Oregon, 2019	92/91	<b>Haynesworth, Albert</b> , DT, Tennessee, 2002-08
21	<b>Gray, Jerry</b> , CB, Texas, 1992	38	<b>Hebert, Jason</b> , S, Rice, 2002
74	<b>Gray, Leon</b> , OT, Jackson State, 1979-81	72	<b>Helluin, Jerry</b> , DT, Tulane, 1960
21	<b>Gray, Mel</b> , KR/WR, Purdue, 1995-97	53	<b>Henderson, Thomas</b> , LB, Langston, 1980
65	<b>Greaves, Gary</b> , DE, Miami (Fla.), 1960	44	<b>Hendrickson, Steve</b> , HB/F, California, 1995
11	<b>Green, Dave</b> , P, Ohio, 1973	37/87	<b>Hennigan, Charlie</b> , WR, N.W. Louisiana, 1960-66
20	<b>Green, Mike</b> , RB, Houston, 2000-02	42	<b>Henry, Chris</b> , RB, Arizona, 2007-09
17	<b>Green-Beckham, Dorial</b> , WR, Oklahoma, 2015	22	<b>Henry, Derrick</b> , RB, Alabama, 2016-21
23	<b>Greene, Shonn</b> , RB, Iowa, 2013-14	20	<b>Henry, Travis</b> , RB, Tennessee, 2005-06
36	<b>Gresham, Bob</b> , RB, West Virginia, 1973-74	15	<b>Hentrich, Craig</b> , P/K, Notre Dame, 1998-2009
33	<b>Griffin, Michael</b> , S, Texas, 2007-15	73	<b>Herchman, Bill</b> , DT, Texas Tech, 1962
22	<b>Griffin, Larry</b> , DB, North Carolina, 1986	41	<b>Herndon, Kelly</b> , CB, Toledo, 2007
59	<b>Grimsley, John</b> , LB, Kentucky, 1984-90	28	<b>Hicks, Dwone</b> , RB, Middle Tennessee State, 2003
89	<b>Groman, Bill</b> , WR, Heidelberg, 1960-62, '66	42	<b>Hicks, Skip</b> , RB, UCLA, 2001
81	<b>Groth, Jeff</b> , WR, Bowling Green, 1979-80	33	<b>Hicks, W.K.</b> , CB, Texas Southern, 1964-69
53	<b>Groves, Quentin</b> , LB, Auburn, 2014	32	<b>Highsmith, Alonzo</b> , FB, Miami (Fla.), 1987-89
57	<b>Gruneisen, Sam</b> , C, Villanova, 1973	61	<b>Highsmith, Walter</b> , T, Florida A&M, 1972
85	<b>Guenther, Gregg</b> , TE, Southern California, 2005	80	<b>Hill, Darrell</b> , WR, Northern Illinois, 2002-04
60	<b>Guy, Buzz</b> , G, Duke, 1961	85	<b>Hill, Drew</b> , WR, Georgia Tech, 1985-91
46	<b>Guidry, Paul</b> , LB, McNeese State, 1973	23	<b>Hill, Greg</b> , CB, Oklahoma State, 1983
33	<b>Guzik, John</b> , LB, Pittsburgh, 1961	72	<b>Hill, Kent</b> , G, Georgia Tech, 1986-87
	<b>H</b>	21	<b>Hill, Reynaldo</b> , CB Florida, 2005-08
70	<b>Haayer, Adam</b> , OT, Minnesota, 2001	94	<b>Hill, Sammie</b> , DT/NT, Stillman, 2013-15
21	<b>Hadl, John</b> , QB, Kansas, 1976-77	40	<b>Hilliard, Dontrell</b> , RB, Tulane, 2021
80	<b>Hagan, Derek</b> , WR, Arizona State, 2014	78	<b>Hines, Glen Ray</b> , T, Arkansas, 1966-70
	<b>Hagwood, Rickey</b> , DE, South Carolina*, 1987	87	<b>Hinton, Eddie</b> , WR, Oklahoma, 1973
86	<b>Haik, Mac</b> , WR, Mississippi, 1968-71	27	<b>Hoage, Terry</b> , S, Georgia, 1993
93	<b>Halapin, Mike</b> , DT, Pittsburgh, 1996-97	53	<b>Hoaglin, Fred</b> , C, Pittsburgh, 1974-75
45	<b>Hall, Ahmard</b> , FB, Texas, 2006-11	3	<b>Hodges, Reggie</b> , P, Ball State, 2009
61	<b>Hall, Barry</b> , OT, Middle Tennessee State, 2001	34	<b>Hoffman, Dalton</b> , RB, Baylor, 1964-65
97	<b>Hall, Carlos</b> , DE, Arkansas, 2002-04	18	<b>Hogan, Kevin</b> , QB, Stanford, 2021
21	<b>Hall, Ken</b> , RB, Texas A&M, 1960-61	35	<b>Holcombe, Robert</b> , RB, Illinois, 2002-04
51	<b>Hall, Lemanski</b> , LB, Alabama, 1994-97	16	<b>Hollister, Cody</b> , WR, Arkansas, 2019-21
78	<b>Hamilton IV, Woodrow</b> , DT, Mississippi, 2021	99	<b>Holmes, Kenny</b> , DE, Miami (Fla.), 1997-2000
90	<b>Hamm, Bob</b> , DE, Nevada-Reno, 1983-84	79	<b>Holmes, Pat</b> , DE, Texas Tech, 1966-72
78	<b>Hand, Da'Shawn</b> , DE, Alabama, 2021	39/36	<b>Holmes, Robert</b> , RB, Southern, 1971-72, 1975
82	<b>Hannah, Travis</b> , WR, Southern California, 1993-95	84	<b>Holston, Mike</b> , WR, Morgan State, 1981-84
30	<b>Hardeman, Don</b> , RB, Texas A&I, 1975-77	37	<b>Hood, Rod</b> , CB, Auburn, 2009-10
33	<b>Harmon, Ronnie</b> , RB, Iowa, 1996-97	37	<b>Hooker, Amani</b> , DB, Iowa, 2019-21
23	<b>Harper, Jamie</b> , RB, Clemson, 2011-12		<b>Hooligan, Harry</b> , RB, Bishop College, 1965
20	<b>Harper, Nick</b> , CB, Fort Valley State, 2007-09	24	<b>Hope, Chris</b> , S, Florida State, 2006-11
32	<b>Harris, Brandon</b> , CB, Miami (Fla.), 2014-15	28	<b>Hopkins, Andy</b> , RB, Stephen F. Austin, 1971
86	<b>Harris, Corey</b> , WR, Vanderbilt, 1992	72	<b>Hopkins, Brad</b> , T, Illinois, 1993-2005
		36	<b>Hopkins, Roy</b> , RB, Texas Southern, 1967-71

## ALL-TIME PLAYER ROSTER

29	<b>Houston, Ken</b> , S, Prairie View, 1967-72	32	<b>Johnson, Robert</b> , S, Utah, 2010-12
90	<b>Howard, Marcus</b> , DE, Georgia, 2010	13	<b>Johnson, Stafon</b> , RB, Southern California, 2010
66	<b>Howell, Pat</b> , G, Southern California, 1983-85	52	<b>Johnson, Steve</b> , LB, Kansas, 2015
6	<b>Howfield, Ian</b> , K, Tennessee, 1991	45	<b>Johnson, Tracy</b> , FB, Clemson, 1989
89	<b>Hudson, Tommy</b> , TE, Arizona State, 2021	57	<b>Johnson, Walter</b> , LB, Louisiana Tech, 1987-88
28	<b>Huff, Marqueston</b> , DB, Wyoming, 2014-15	41	<b>Johnston, Mark</b> , CB, Northwestern, 1960-63
11	<b>Humphrey, Buddy</b> , QB, Baylor, 1966	40/18	<b>Joiner, Charlie</b> , WR, Grambling, 1969-72
10	<b>Humphries, Adam</b> , WR, Clemson, 2019-20	57	<b>Joiner, Tim</b> , LB, Louisiana State, 1983-84
51/52	<b>Hunt, Calvin</b> , C, Baylor, 1972-73	40	<b>Jolley, Lewis</b> , RB, North Carolina, 1972-73
50	<b>Hunt, Daryl</b> , LB, Oklahoma, 1979-84	60	<b>Jones, Ben</b> , C, Georgia, 2016-21
72	<b>Hunt, Kevin</b> , T, Doane (Neb.), 1973-77	81	<b>Jones, Brandon</b> , WR, Oklahoma, 2005-08
61	<b>Hunt, Purvis</b> , G/T, Mississippi State, 1995-96	23	<b>Jones, Chris</b> , CB, Nebraska, 2021
30	<b>Hunter, Herman</b> , RB, Tennessee State, 1987	90	<b>Jones, DaQuan</b> , DL, Penn State, 2014-20
15	<b>Hunter, Justin</b> , WR, Tennessee, 2013-15	25	<b>Jones, Gene</b> , CB, Rice, 1961
25	<b>Hunter, Torey</b> , CB, Washington State, 1995	61	<b>Jones, Harris</b> , G, J.C. Smith, 1973-74
20	<b>Hurst, Demontre</b> , CB, Oklahoma, 2018	91	<b>Jones, Jason</b> , DT, Eastern Michigan, 2008-11
82	<b>Husmann, Ed</b> , DT, Nebraska, 1961-65	42	<b>Jones, Joe</b> , LB, Northwestern, 2021
73	<b>Hutchinson, Steve</b> , G, Michigan, 2012	2	<b>Jones, Julio</b> , WR, Alabama, 2021
		57	<b>Jones, Lenoy</b> , LB, Texas Christian, 1996-98
		84	<b>Jones, Mark</b> , WR, Tennessee, 2009
		96	<b>Jones, Mike</b> , DT/DE, N.C. State, 1999
38	<b>Ittersagen, Pete</b> , CB, Wheaton, 2010	90	<b>Jones, Naquan</b> , DT, Michigan State, 2021
96	<b>Ivie, Joey</b> , DT, Florida, 2019	32	<b>Jones, Pacman</b> , CB, West Virginia, 2005-06
28	<b>Iwuoma, Chidi</b> , CB, California, 2007	27/31	<b>Jones, Quintin</b> , S, Pittsburgh, 1988-90
85	<b>Izzo, Ryan</b> , TE, Florida State, 2021	96	<b>Jones, Sean</b> , DE, Northeastern, 1988-93
		11	<b>Jones, Spike</b> , P, Georgia, 1970
		75	<b>Jones, Terren</b> , T, Alabama State, 2014
		82/83	<b>Jones, Tony</b> , WR, Texas, 1990-91, 1993
		37/30	<b>Jones, Victor</b> , RB, Louisiana State, 1990-91
		71	<b>Jones, Willie</b> , DE, Kansas State, 1967
		7	<b>Joseph, Greg</b> , K, Florida Atlantic, 2019
		33	<b>Joseph, Johnathan</b> , CB, South Carolina, 2020
		31	<b>Joyner, Larry</b> , S, Minnesota*, 1987
		38	<b>Joyner, Willie</b> , RB, Maryland, 1984
			<b>K</b>
		26	<b>Kaesviharn, Kevin</b> , S, Augustana (S.D.), 2009
		31	<b>Kafentzis, Kurt</b> , S, Hawaii*, 1987
		46	<b>Kalu, Joshua</b> , DB, Nebraska, 2018-20
		55	<b>Kassell, Brad</b> , LB, N. Texas State, 2002-05
		22	<b>Kay, Bill</b> , CB, Purdue, 1981-83
		90	<b>Kearse, Jevon</b> , DE, Florida, 1999-2003, 2008-09
		59	<b>Keglar, Stanford</b> , LB, Purdue, 2008-09
		62	<b>Kellemeyer, Doug</b> , G, Brigham Young*, 1987
		58	<b>Kelley, Mike</b> , C/G, Notre Dame, 1985-87
		73/72	<b>Kelly, Bob</b> , DT, New Mexico State, 1961-64
		71	<b>Kelly, Dennis</b> , T, Purdue, 2016-20
		4	<b>Kempf, Florian</b> , K, Pennsylvania, 1982-84
		34	<b>Kendall, Chuck</b> , S, UCLA, 1960
		71	<b>Kennard, Ken</b> , DE, Angelo State, 1977-83
		27	<b>Kennedy, Mike</b> , DB, Toledo, 1984
		86	<b>Kent, Joey</b> , WR, Tennessee, 1997-99
		18	<b>Kerbow, Randy</b> , WR, Rice, 1963-64
		6	<b>Kern, Brett</b> , P, Toledo, 2009-21
		50/52	<b>Kidd, Billy</b> , C, Houston, 1987
		97	<b>Kilgo, Darius</b> , NT, Maryland, 2018
		50	<b>Killens, Terry</b> , LB, Penn State, 1996-2000
		27	<b>Kinard, Terry</b> , S, Clemson, 1990
		41	<b>Kinderman, Keith</b> , RB, Florida State, 1965
		57	<b>Kiner, Steve</b> , LB, Tennessee, 1974-78
		46	<b>King, Claude</b> , RB, Houston, 1961
		95	<b>King, David</b> , DE, Oklahoma, 2017
		33	<b>King II, Desmond</b> , CB, Iowa, 2020
		30	<b>King, Eric</b> , CB, Wake Forest, 2006-08
		30	<b>King, Kenny</b> , RB, Oklahoma, 1979
		88	<b>Kinney, Erron</b> , TE, Florida, 2000-06
		89	<b>Kinney, George</b> , DE, Wylie, 1965
		12	<b>Kinsey, Mason</b> , WR, Berry College, 2021
		79	<b>Kirk, Ernest</b> , DE, Howard Payne, 1977
		64	<b>Kline, Josh</b> , G, Kent State, 2016-18
		72	<b>Klotz, Jack</b> , T, Penn State, 1964
		97	<b>Klug, Karl</b> , DT, Iowa, 2011-17
25	<b>Jackson, Adoree'</b> , CB, Southern California, 2017-20		
39	<b>Jackson, Andrew</b> , RB, Iowa State, 1987		
46	<b>Jackson, Bob</b> , RB, New Mexico State, 1964		
84	<b>Jackson, Chris</b> , WR, Washington State, 2000		
35	<b>Jackson, Chris</b> , CB, Marshall, 2020-21		
86	<b>Jackson, Kenny</b> , WR, Penn State, 1989		
33	<b>Jackson, Ray</b> , RB, Cincinnati, 2003		
41	<b>Jackson, Sean</b> , RB, Florida State, 1994		
24	<b>Jackson, Steve</b> , CB, Purdue, 1991-99		
84	<b>Jacobs, Ray</b> , DT, Howard Payne, 1963		
49	<b>James, Arrike</b> , TE, Delta State, 1987		
6	<b>James, John</b> , P, Florida, 1982-84		
70	<b>Jamison, Al</b> , T, Colgate, 1960-62		
23	<b>Jancik, Bobby</b> , S, Lamar Tech, 1962-67		
47	<b>Jaquess, Pete</b> , CB, New Mexico, 1964-65		
21	<b>Jefferson, Charles</b> , DB, McNeese State, 1979-80		
53	<b>Jefferson, Thad</b> , LB, Hawaii*, 1987		
84/80	<b>Jeffires, Haywood</b> , WR, N.C. State, 1987-95		
60	<b>Jenkins, Al</b> , G, Morris Brown, 1973		
25	<b>Jenkins, DeRon</b> , CB, Tennessee, 2001		
20	<b>Jenkins, Jackrabbit</b> , CB, North Alabama, 2021		
15	<b>Jennings, Darius</b> , WR, Virginia, 2017-19		
21	<b>Johns, Pete</b> , S, Tulane, 1967-68		
81	<b>Johnson, Andre</b> , WR, Miami (Fla.), 2016		
15	<b>Johnson, Al</b> , S, Cincinnati, 1972-78		
96/90	<b>Johnson, Antonio</b> , DT, Mississippi State, 2007, 2013		
86	<b>Johnson, Alex</b> , WR, Miami (Fla.), 1991		
94	<b>Johnson, Austin</b> , DL, Penn State, 2016-19		
33	<b>Johnson, Benny</b> , CB, J.C. Smith, 1970-73		
84	<b>Johnson, Billy</b> , WR/KR, Widener, 1974-80		
57	<b>Johnson, Byron</b> , LB, Baylor*, 1987		
12	<b>Johnson, Charley</b> , QB, New Mexico State, 1970-71		
28	<b>Johnson, Chris</b> , RB, East Carolina, 2008-13		
14	<b>Johnson, Damaris</b> , WR, Tulsa, 2015		
12	<b>Johnson, Doug</b> , QB, Florida, 2004		
90	<b>Johnson, Ezra</b> , DE, Morris Brown, 1990-91		
35	<b>Johnson, John H.</b> , RB, Arizona State, 1966		
22	<b>Johnson, Kenny</b> , S, Mississippi State, 1986-89		
11	<b>Johnson, Lee</b> , P, Brigham Young, 1985-87		
88	<b>Johnson, Marcus</b> , WR, Texas, 2021		
97	<b>Johnson, Mike</b> , DE, Illinois, 1984-85		
44/45	<b>Johnson, Quinn</b> , FB, Louisiana State, 2011-13		
25	<b>Johnson, Rashad</b> , S, Alabama, 2016		
38	<b>Johnson, Rich</b> , RB, Illinois, 1969		
23	<b>Johnson, Richard</b> , CB, Wisconsin, 1985-92		



## ALL-TIME PLAYER ROSTER

21 **Knight, Leander**, S, Montclair State, 1990  
 25 **Knoff, Kurt**, DB, Kansas, 1977-78  
 99 **Kocurek, Kris**, DT, Texas Tech, 2001-02  
 72 **Koncar, Mark**, T, Colorado, 1982  
 56 **Kozak, Scott**, LB, Oregon, 1989-93  
 57 **Kramer, Jordan**, LB, Idaho, 2003-04  
 17 **Krieg, Dave**, QB, Milton (Wisc.), 1997-98  
 70 **Kropog, Troy**, OL, Tulane, 2009-10, 2012  
 37 **Kush, Rod**, S, Nebraska-Omaha, 1985-86

## L

91 **LaBoy, Travis**, DE, Hawaii, 2004-07  
 99 **Ladd, Ernie**, DT, Grambling, 1966  
 71 **Lamm, Kendall**, T, Appalachian State, 2021  
 58 **Landry III, Harold**, OLB, Boston College, 2018-21  
 73/72 **Lanphear, Dan**, DE, Wisconsin, 1960, 1962  
 34 **Laraway, Jack**, LB, Purdue, 1961  
 94 **Larkin, Eric**, T, Miami (Fla.)\*, 1987  
 57 **Lathon, Lamar**, LB, Houston, 1990-94  
 66 **Layman, Jason**, T/G, Tennessee, 1996-99  
 83 **Leach, Mike**, TE, William & Mary, 2000-01  
 15 **Lee, Jacky**, QB, Cincinnati, 1960-63, 1966-67  
 86 **Ledbetter, Monte**, WR, N.W. Louisiana, 1967  
 62 **LeMoine, Jim**, G, Utah State, 1968-69  
 23 **LeVias, Jerry**, WR, Southern Methodist, 1969-70  
 61 **Levin, Corey**, G/C, Chattanooga, 2017-18, 21  
 67 **Levitre, Andy**, G, Oregon State, 2013-14  
 77 **Lewan, Taylor**, T, Michigan, 2014-21  
 29 **Lewis, Darryll**, CB, Arizona, 1991-98  
 33 **Lewis, Dion**, RB, Pittsburgh, 2018-19  
 37 **Lewis, Jess**, LB, Oregon State, 1970  
 28 **Lewis, Kendrick**, S, Mississippi, 2018  
 45 **Lewis, LaTroy**, OLB, Tennessee, 2018  
 55 **Lewis, Richard**, LB, Portland State, 1972  
 49 **Lewis, Roderick**, TE, Arizona, 1994-97  
 80 **Little, John**, DT, Oklahoma State, 1975-76  
 36 **Little, Rafael**, RB, Kentucky, 2008  
 10 **Locker, Jake**, QB, Washington, 2011-14  
 96 **Logan, Bennie**, DL, Louisiana State, 2018  
 59 **Logan, James**, LB, Memphis, 1995  
 51 **Long Jr., David**, LB, West Virginia, 2019-21  
 60 **Long, Kevin**, C, Florida State, 1998-2001  
 99 **Long, Rien**, DT, Washington State, 2003-06  
 78 **Looney, Joe**, C, Wake Forest, 2015  
 70 **Loper, Daniel**, OT, Texas Tech, 2005-08  
 51/53 **Lou, Ron**, C, Arizona State, 1973, 1976  
 36 **Love, Jamar**, CB, Arkansas, 2009  
 12 **Loveall, Calvin**, CB, Idaho, 1988  
 37 **Lowry, Calvin**, S, Penn State, 2006-07  
 10 **Luck, Oliver**, QB, West Virginia, 1982-86  
 32 **Lumpkin, Ron**, CB, Arizona State, 1975  
 40 **Lundy, Dennis**, RB, Northwestern, 1995  
 72 **Lutui, Deuce**, G, Southern California, 2012  
 28 **Lyday, Allen**, S, Nebraska, 1984-87  
 93 **Lyles, Robert**, LB, Texas Christian, 1984-90  
 41 **Lynch, Corey**, S, Appalachian State, 2013  
 98 **Lyons, Pratt**, DT/DE, Troy State (Ala.), 1997-98

## M

38/30 **Mabin, Greg**, CB, Iowa, 2020-21  
 97 **Mack, Isaiah**, DT, Chattanooga, 2019-20  
 98 **Madsen, Lynn**, DE, Washington, 1986  
 78 **Maggs, Don**, T/G, Tulane, 1986-92  
 94 **Mahelona, Jesse**, DT, Tennessee, 2006-07  
 22 **Majors, Joe**, DB, Florida State, 1960  
 50 **Malast, Kevin**, LB, Rutgers, 2011-12  
 8 **Manning, Archie**, QB, Mississippi, 1982-83  
 50 **Maples, Bobby**, C, Baylor, 1965-70  
 5 **Marcol, Chester**, K, Hillsdale, 1980  
 62 **Marcontell, Ed**, G, Lamar Tech, 1967

83/87 **Mariani, Marc**, WR, Montana, 2010-13, 2016  
 8 **Mariota, Marcus**, QB, Oregon, 2015-19  
 94 **Marks, Sen'Derrick**, DT, Auburn, 2009-12  
 77 **Marshall, Rich**, DT, Stephen F. Austin, 1967-68  
 58 **Marshall, Wilber**, LB, Florida, 1993  
 94 **Martin, Charles**, DT, Livingston, 1987  
 20 **Martin, Emanuel**, CB, Alabama State, 1993  
 31/26 **Martin, Markelle**, S, Oklahoma State, 2012-13  
 68 **Martin, Matt**, T, Kansas State, 2002-03  
 93 **Martin, Mike**, DL, Michigan, 2012-15  
 56/51 **Marts, Lonnie**, LB, Tulane, 1997-98  
 69 **Marz, Tyler**, T, Wisconsin, 2018  
 82/85 **Mason, Derrick**, WR, Michigan State, 1997-2004  
 47 **Maston, Le'Shai**, RB, Baylor, 1993-94  
 76 **Mathews, Jason**, T, Texas A&M, 1998-2004  
 74 **Matthews, Bruce**, G/C/T, Southern California, 1983-2001  
 60/61 **Matthews, Kevin**, C, Texas A&M, 2010-13  
 18 **Matthews, Rishard**, WR, Nevada, 2016-18  
 11 **Matthews, Steve**, QB, Memphis State, 1998  
 66 **Matias, Josue**, G/T, Florida State, 2016  
 78 **Matuszak, John**, DT, Tampa, 1973  
 55 **Mauck, Carl**, C, Southern Illinois, 1975-81  
 8 **Mauck, Matt**, QB, Louisiana State, 2005  
 68 **Mawae, Kevin**, C, Louisiana State, 2006-09  
 42 **Maxwell, Tommy**, S, Texas A&M, 1974  
 77 **Mayes, Ben**, DT, Drake, 1969  
 80 **Mayo, Ron**, TE, Morgan State, 1973  
 86 **Mays, Damon**, WR, Missouri, 1992-93  
 81 **McAddley, Jason**, WR, Alabama, 2004  
 16/10 **McBride, Tre**, WR, William & Mary, 2015-16  
 23 **McCain, Brice**, CB, Utah, 2016-17  
 60 **McCanless, Jim**, G, Clemson, 1960  
 78 **McCants, Keith**, DE, Alabama, 1993-94  
 86/19 **McCareins, Justin**, WR, Northern Illinois, 2001-03, 2008  
 52 **McCarthy, Colin**, LB, Miami, 2011-14  
 89 **McCloskey, Mike**, TE, Penn State, 1983-85  
 22 **McCluster, Dexter**, RB, Mississippi, 2014-15  
 71 **McCollum, Bubba**, DT, Kentucky, 1974  
 59 **McConnell, Brian**, LB, Michigan, 1973  
 30 **McCourty, Jason**, CB, Rutgers, 2009-16  
 28 **McCullough, George**, CB, Baylor, 1997-99  
 62 **McDaniel, Wahoo**, LB, Oklahoma, 1960  
 84 **McDole, Ron**, DE, Nebraska, 1962  
 31 **McDonald, Keith**, WR, San Jose State\*, 1987  
 30 **McDougald, Bradley**, S, Kansas, 2021  
 25 **McDowell, Bubba**, S, Miami (Fla.), 1989-94  
 64 **McFadin, Bud**, DT, Texas, 1964-65  
 42 **McGarrahan, Scott**, S, New Mexico, 2003-04  
 95 **McGhee, Kanavis**, DE, Colorado, 1995  
 87 **McKeehan, James**, TE, Texas A&M, 1995-97  
 81 **McLeod, Bob**, TE, Abilene Christian, 1961-65  
 81 **McMath, Racey**, WR, Louisiana State, 2021  
 26 **McMillian, Audray**, CB, Houston, 1985-87  
 9 **McNair, Steve**, QB, Alcorn State, 1995-2005  
 37/48 **McNair, Todd**, RB/FB, Temple, 1994-95  
 89 **McNeil, Gerald**, WR, Baylor, 1990  
 86 **McNeil, Clifton**, WR, Grambling, 1973  
 30/28 **McNichols, Jeremy**, RB, Boise State, 2018, 2020-21  
 6 **McPherson, Don**, QB, Syracuse, 1990  
 72 **McQuistan, Pat**, G/T, Weber State, 2013  
 51 **McRath, Gerald**, LB, Southern Mississippi, 2009-12  
 26 **Meadows, Darryl**, DB, Toledo, 1983-84  
 91 **Meads, Johnny**, LB, Nicholls State, 1984-92  
 84 **Meier, Shad**, TE, Kansas State, 2001-04  
 74/75 **Meredith, Dudley**, DT, Lamar Tech, 1963, 1968  
 79 **Meredith, Jamon**, T, South Carolina, 2014-15  
 29/12/19 **Merkens, Guido**, DB/WR, Sam Houston State, 1978-80  
 7 **Mettenberger, Zach**, QB, Louisiana State, 2014-15  
 54 **Meyer, John**, LB, Notre Dame, 1966-67  
 77 **Michael, Rich**, T, Ohio State, 1960-66  
 76 **Mikolas, Doug**, NT, Portland State, 1988  
 84 **Miller, Bill**, DT, New Mexico Highlands, 1962



## ALL-TIME PLAYER ROSTER

66 **Miller, Clay**, T, Michigan\*, 1987  
 71 **Miller, Fred**, T, Baylor, 2000-04  
 4 **Miller, Josh**, P, Arizona, 2007-08  
 62 **Miller, Ralph**, G, Alabama State, 1972-73  
 48/35/55 **Mills, John Henry**, TE/LB, Wake Forest, 1993-96  
 12 **Milstead, Charles**, QB, Texas A&M, 1960-61  
 30 **Milton, Chris**, CB, Georgia Tech, 2019-20  
 89 **Miotke, Frank**, WR, Grand Valley State, 1991  
 30 **Mitchell, Donald**, CB, Southern Methodist, 1999-2002  
 41 **Mitchell, Leroy**, CB, Texas Southern, 1969-70  
 97 **Mix, Bryant**, DT, Alcorn State, 1996-97  
 56 **Moch, Dontay**, OLB, Nevada, 2014  
 24 **Molden, Elijah**, CB, Washington, 2021  
 94 **Montgomery, Glenn**, DT, Houston, 1989-95  
 9 **Montgomery, Greg**, P, Michigan State, 1988-93  
 24 **Montgomery, Mike**, WR, Kansas State, 1974  
 1 **Moon, Warren**, QB, Washington, 1984-93  
 42 **Mooney, Collin**, FB, Army, 2012-13  
 32 **Moore, Ricky**, FB, Alabama\*, 1987  
 22 **Moore, Zeke**, CB, Lincoln, 1967-77  
 76 **Moran, Eric**, T, Washington, 1984-86  
 90/91 **Morgan, Derrick**, DE/OLB, Georgia Tech, 2010-18  
 67 **Morgan, Karl**, DT, UCLA, 1986  
 30 **Moriarty, Larry**, FB, Notre Dame, 1983-86  
 6 **Moroski, Mike**, QB, California-Davis, 1985  
 28 **Morris, Aric**, S, Michigan State, 2000-02  
 50 **Morris, Dennit**, LB, Oklahoma, 1960-61  
 78 **Morrison, Ron**, T, New Mexico, 1960  
 11 **Moseley, Mark**, K, Stephen F. Austin, 1971-72  
 84 **Moss, Randy**, WR, Marshall, 2010  
 83 **Moulds, Eric**, WR, Mississippi State, 2007  
 53 **Mount, Deiontrez**, LB, Louisville, 2015  
 29 **Mouton, Ryan**, CB, Hawaii, 2009-12  
 87 **Mrosko, Bob**, TE, Penn State, 1989  
 28 **Muhammad, Khalfani**, RB, California, 2017  
 89 **Mulligan, Matthew**, TE, Maine, 2014  
 80 **Mullins, Eric**, WR, Stanford, 1984-85  
 63 **Munchak, Mike**, G, Penn State, 1982-93  
 52 **Munyer, Daniel**, C, Colorado, 2020-21  
 91 **Murchison, Larrell**, DL, North Carolina State, 2020-21  
 50 **Murdock, Guy**, C, Michigan, 1972  
 15 **Murdock, O.J.**, WR, Fort Hays State, 2011  
 56 **Murphy, Mike**, LB, S.W. Missouri State, 1979  
 29 **Murray, DeMarco**, RB, Oklahoma, 2016-17  
 77 **Musgrove, Spain**, DT, Utah State, 1970  
 32 **Myers, Bobby**, S, Wisconsin, 2000-02

## N

57 **Nande, Terna**, LB, Miami (Ohio), 2006  
 14 **Naponic, Bob**, QB, Illinois, 1970  
 42 **Nash, Damien**, RB, Missouri, 2005  
 48 **Natkin, Brian**, TE, Texas El-Paso, 2001  
 41 **Neal, Lorenzo**, FB, Fresno State, 1999-00  
 6 **Nedney, Joe**, K, San Jose State, 2001-04  
 46 **Neighbors, Connor**, FB, Louisiana State, 2015  
 75 **Neil, Kenny**, DE, Iowa State\*, 1987  
 22 **Nelson, Benny**, S, Alabama, 1964  
 83 **Nery, Ron**, DE, Kansas State, 1963  
 78 **Newhouse, Marshall**, T, Texas Christian, 2020  
 26/27 **Newsom, Tony**, CB, Stephen F. Austin, 1987  
 46 **Nicholson, Oliver**, LB, Texas Southern, 1975  
 23 **Nickey, Donnie**, S, Ohio State, 2003-10  
 14 **Nielsen, Gifford**, QB, Brigham Young, 1978-83  
 14 **Nix, Kent**, QB, Texas Christian, 1972  
 64 **Norgard, Erik**, C/G, Colorado, 1990-98  
 43 **Norton, Jim**, S, Idaho, 1960-68  
 93 **Nunley, Jeremy**, DE, Alabama, 1994-95

## O

98 **Odom, Antwan**, DE, Alabama, 2004-07  
 52 **Odom, Sammy**, LB, N.W. Louisiana, 1964

14 **O'Donnell, Neil**, QB, Maryland, 1999-03  
 72 **Oher, Michael**, T, Mississippi, 2014  
 23 **Okotcha, Bennett, CB**, Texas-San Antonio, 2016  
 37 **Olerich, Dave**, LB, San Francisco, 1971  
 39 **Oliver, Hubert**, FB, Arizona, 1986  
 69 **Olsen, Eric**, G/C, Notre Dame, 2014  
 75 **Olson, Benji**, G, Washington, 1998-2007  
 45 **Onesti, Larry**, LB, Northwestern, 1962-65  
 98 **Orakpo, Brian**, OLB, Texas, 2015-18  
 26 **Orlando, Bo**, S, West Virginia, 1990-94  
 85 **Orr, Jonathan**, WR, Wisconsin, 2006  
 20/36 **Orr, Kareem**, CB, Chattanooga, 2019-20  
 44 **Orzech, Matt**, LS, Azusa Pacific, 2020  
 67 **Otto, Bob**, DE, Idaho State\*, 1987  
 66 **Otto, Mike**, T, Purdue, 2007-13  
 40 **Ours, Wes**, FB, West Virginia, 2001  
 47 **Overton, Matt**, LS, Western Washington, 2020  
 71 **Owens, Joe**, DE, Alcorn State, 1976

## P

62 **Page, Craig**, C, Georgia Tech, 1999  
 5 **Palmer, Jordan**, QB, Texas-El Paso, 2014  
 50 **Palmer, Nate**, LB, Illinois State, 2016-18  
 66 **Pamphile, Kevin**, G/T, Purdue, 2018-19  
 74 **Parker, Willie**, DT, Arkansas AM&N, 1967-70  
 3 **Parkey, Cody**, K, Auburn, 2019  
 20 **Parks, Billy**, WR, Cal State-Long Beach, 1973-75  
 83 **Parks, Dave**, WR, Texas Tech, 1973  
 89 **Parks, Jeff**, TE, Auburn, 1986-87  
 30 **Parrish, Bernie**, CB, Florida, 1966  
 18 **Parsley, Cliff**, P, Oklahoma State, 1977-82  
 7 **Pastorini, Dan**, QB, Santa Clara, 1971-79  
 68 **Pasztor, Austin**, OL, Virginia, 2018  
 33 **Payton, Jarrett**, RB, Miami (Fla.), 2005  
 79 **Patu, Saul**, DT, Oregon, 2001  
 44 **Peacock, Johnny**, S, Houston, 1969-70  
 35 **Pearman, Alvin**, RB, Virginia, 2009  
 10 **Pease, Brent**, QB, Montana, 1987-88  
 72 **Peguese, Willis**, DE, Miami (Fla.), 1990-92  
 95 **Peko, Kyle**, DT, Oregon State, 2021  
 32 **Pellerin, Micah**, DB, Hampton, 2013  
 52 **Pennison, Jay**, C, Nicholls State, 1986-90  
 64 **Perkins, Willis**, G, Texas Southern, 1961, 1963  
 20 **Perry, Senorise**, RB, Louisville, 2020  
 32 **Perry, Vernon**, S, Jackson State, 1979-82  
 56 **Perlo, Phil**, G, Maryland, 1960  
 69 **Petersmark, Brett**, C, Eastern Michigan\*, 1987  
 8 **Peterson, Adrian**, RB, Oklahoma, 2021  
 85 **Petrowski, Jamie**, TE, Indiana State, 2007  
 67 **Petrus, Mitch**, G, Arkansas, 2012  
 77 **Pettyjohn, Barry**, T, Pittsburgh, 1987  
 35 **Phenix, Perry**, S, Southern Mississippi, 1998-2001  
 58 **Phillips, Shaun**, OLB, Purdue, 2014  
 61 **Phillips, Wes**, T, Lenoir Rhyne, 1979  
 86 **Pickens, Carl**, WR, Tennessee, 2000  
 61 **Pilgrim, Evan**, G, Brigham Young, 1998  
 69/71 **Piller, Zach**, G, Florida, 1999-2006  
 20 **Pinkett, Allen**, RB, Notre Dame, 1986-91  
 92 **Pitoitua, Ropati**, DE, Washington State, 2013-15  
 53 **Pitts, Hugh**, C, Texas Christian, 1960  
 31 **Pollard, Bernard**, S, Purdue, 2013-14  
 88 **Poole, Bob**, TE, Clemson, 1966-67  
 39 **Poole, Larry**, RB, Kent State, 1978  
 38 **Poole, Tyrone**, CB, Fort Valley State, 2008  
 44 **Porter, Daryl**, S, Boston College, 2001  
 61 **Portis, Marico**, G, Alabama, 2004  
 2 **Post, Dickie**, RB, Houston, 1971  
 73 **Poutasi, Jeremiah**, G/T, Utah, 2015  
 14 **Preston, Michael**, WR, Heidelberg, 2012-13  
 84 **Preston, Roell**, WR, Mississippi, 1999  
 58 **Pritchard, Ron**, LB, Arizona State, 1969-72  
 85 **Pruitt, MyCole**, TE, Southern Illinois, 2018-21

## ALL-TIME PLAYER ROSTER

**Q**

46 **Queen, Jeff**, TE, Morgan State, 1974  
 72 **Quessenberry, David**, San Jose State, 2019-21  
 54 **Quinn, Steve**, C, Notre Dame, 1968

**R**

75 **Radunz, Dillon**, OL, North Dakota State, 2021  
 11 **Ramsey, Patrick**, QB, Tulane, 2009  
 31 **Randall, Marcus**, S, Louisiana State, 2005  
 68 **Randall, Tom**, G, Iowa State, 1979  
 21 **Randle, Tate**, DB, Texas Tech, 1982  
 12 **Ransom, Brian**, QB, Tennessee State, 1983-84  
 57 **Ray, Wyatt**, OLB, Boston College, 2020  
 14 **Raymond, Kalif**, WR, Holy Cross, 2019-20  
 8 **Reaves, John**, QB, Florida, 1981  
 89 **Reed, Alvin**, TE, Prairie View, 1967-72  
 42 **Reed, Brooks**, OLB, Arizona, 2020  
 66 **Reed, Leo**, G, Colorado State, 1961  
 37/24 **Reed, Kalan**, CB, Southern Mississippi, 2016-17  
 60 **Regner, Tom**, G, Notre Dame, 1967-72  
 97 **Reid, Caraun**, DT, Princeton, 2021  
 67 **Reid, Jim**, T/G, Virginia, 1994-95  
 64 **Reihner, George**, G, Penn State, 1977-80, '82  
 37 **Reinfeldt, Mike**, S, Wisconsin-Milwaukee, 1976-83  
 82 **Renfro, Mike**, WR, Texas Christian, 1978-83  
 25 **Reynaud, Darius**, RB/KR/PR, West Virginia, 2012-13  
 18 **Reynolds, Josh**, WR, Texas A&M, 2021  
 51 **Reynolds, Robert**, LB, Ohio State, 2004-06  
 17 **Rhome, Jerry**, QB, Tulsa, 1970  
 80 **Rice, Andy**, DT, Texas Southern, 1967  
 85 **Rice, Floyd**, LB, Alcorn A&M, 1971-73  
 72 **Rice, George**, DT, Louisiana State, 1966-70  
 56 **Rice, Monty**, LB, Georgia, 2021  
 7 **Richardson, Bucky**, QB, Texas A&M, 1992-94  
 24 **Richardson, Mike**, RB, Southern Methodist, 1969-71  
 83/81 **Richardson, Rico**, WR, Jackson State, 2014-15  
 30 **Rieves, Charles**, LB, Houston, 1964  
 37/28 **Riggs, Cody**, CB, Notre Dame, 2015-16  
 53 **Riley, Avon**, LB, UCLA, 1981-86  
 46/35 **Riley, Curtis**, CB, Fresno State, 2015-17  
 21 **Ringer, Javon**, RB, Michigan State, 2009-12  
 16 **Ritchey, James**, QB, Stephen F. Austin, 1996  
 85 **Roaches, Carl**, KR, Texas A&M, 1980-84  
 46/80 **Roan, Michael**, TE, Wisconsin, 1995-99  
 50 **Roberson, Derick**, OLB, Sam Houston State, 2019-21  
 90 **Roberson, James**, DE, Florida State, 1996-98  
 56 **Roberts, Guy**, LB, Maryland, 1972-75  
 68 **Roberts, Tim**, DT, Southern Mississippi, 1992-94  
 73 **Robertson, Bob**, T, Illinois, 1968  
 31 **Robertson, Marcus**, S, Iowa State, 1991-2000  
 50/55 **Robinson, Eddie**, LB, Alabama State, 1992-95, 1998-2001  
 18 **Robinson, Paul**, RB, Arizona, 1972-73  
 37 **Robinson, Rafael**, S, Wisconsin, 1996  
 82 **Roby, Courtney**, WR, Indiana, 2005-06  
 7 **Roby, Reggie**, P, Iowa, 1996-97  
 34 **Rodgers, Willie**, RB, Kentucky State, 1972-75  
 61 **Rodriguez, Joel**, C, Miami (Fla.), 2005  
 80 **Rogers, Chester**, WR, Grambling State, 2021  
 21 **Rolle, Samari**, CB, Florida State, 1998-2004  
 55 **Romano, Jim**, C, Penn State, 1984-86  
 71 **Roos, Michael**, T, Eastern Washington, 2005-14  
 58 **Rossovich, Tim**, LB, Southern California, 1976  
 33/30 **Rozier, Mike**, RB, Nebraska, 1985-90  
 87 **Rucker, Conrad**, TE, Southern, 1978-79  
 77 **Rudolph, Council**, DE, Kentucky State, 1972  
 69 **Runyan, Jon**, T, Michigan, 1996-99  
 95 **Rush, Anthony**, DT, Alabama-Birmingham, 2021  
 55 **Rushing, Marion**, LB, Southern Illinois, 1968  
 86/85 **Russell, Derek**, WR, Arkansas, 1995-97  
 55 **Ruud, Barrett**, LB, Nebraska, 2011

26 **Ryan, Logan**, CB, Rutgers, 2017-19

**S**

76 **Saffold III, Rodger**, G, Indiana, 2019-21  
 95 **Salave'a, Joe**, DT, Arizona, 1998-2001  
 73 **Salem, Harvey**, T, Cal-Berkeley, 1983-86  
 70 **Sambrailo, Ty**, T, Colorado State, 2020-21  
 91/73 **Sampson, Greg**, DE/T, Stanford, 1972-78  
 81/18 **Sanders, Chris**, WR, Ohio State, 1995-2002  
 73 **Sanderson, Scott**, T, Washington State, 1997-2000  
 40 **Sandy, Justin**, S, Northern Iowa, 2004-05  
 20 **Sankey, Bishop**, RB, Washington, 2014-15  
 7 **Santos, Cairo**, K, Tulane, 2019  
 3 **Santoso, Ryan**, K, Minnesota, 2019  
 38 **Sargent, Mekhi**, RB, Iowa, 2021  
 64 **Saul, Ron**, G, Michigan State, 1970-75  
 95 **Savage, Josh**, DE, Utah, 2006  
 81 **Sawyer, John**, TE, Southern Mississippi, 1975-76  
 80 **Scaife, Bo**, TE, Texas, 2005-10  
 57 **Scanlon, Rich**, LB, Syracuse, 2007  
 81 **Schifino, Jake**, WR, Akron, 2002-04  
 35 **Schillinger, Shann**, S, Montana, 2013  
 52 **Schmidt, Bob**, C, Minnesota, 1961-63  
 95 **Schobel, Bo**, DE, Texas Christian, 2004-05  
 39 **Schommer, Nick**, S, North Dakota State, 2010  
 62 **Schuhmacher, John**, G, Southern California, 78-85  
 31 **Schulters, Lance**, S, Hofstra, 2002-04  
 75 **Schultz, Bill**, G, Southern California, 1994  
 62 **Schwenke, Brian**, C, California, 2013-17  
 78 **Scott, DeQuincy**, DE/DT, Southern Mississippi, 2006  
 73 **Scott, Jake**, G, Idaho, 2008-11  
 53 **Seale, Eugene**, LB, Lamar, 1987-92  
 21 **Searcy, Da'Norris**, S, North Carolina, 2015-17  
 24 **Sensabaugh, Coty**, CB, Clemson, 2012-15  
 37/45 **Severson, Jeff**, S, Cal State-Long Beach, 1973-74  
 19 **Sharpe, Tajaé**, WR, Massachusetts, 2016-19  
 59 **Shaw, Tim**, LB, Penn State, 2010-12  
 96 **Sheppard, Malcolm**, DT, Arkansas, 2010-11  
 80 **Shiancoe, Vyanthe**, TE, Morgan State, 2013  
 74 **Shirkey, George**, DT, Stephen F. Austin, 1960-61  
 37 **Sidney, Dainon**, CB, Alabama Birmingham, 1998-2002  
 51 **Simerson, John**, G, Purdue, 1960  
 98 **Simmons, Jeffery**, DT, Mississippi State, 2019-21  
 8/7 **Simms, Chris**, QB, Texas, 2008, 2010  
 96 **Simon, Corey**, DT, Florida State, 2007  
 45 **Simon, John**, RB, Louisiana Tech, 2002  
 59 **Simon, John**, OLB, Ohio State, 2021  
 71 **Simonsen, Todd**, T, South Dakota State, 1976  
 36 **Sims, LeShaun**, CB, Southern Utah, 2016-19  
 59 **Sirmon, Peter**, LB, Oregon, 2000-06  
 90 **Skaugstad, Daryle**, DT, California-Berkeley, 1981-82  
 8 **Skelton, John**, QB, Fordham, 2013  
 59 **Skipper, Tuzar**, OLB, Toledo, 2020  
 38 **Skrine, Buster**, CB, Chattanooga, 2021  
 10 **Slack, Reggie**, QB, Auburn, 1990-91  
 89/84 **Slaughter, Webster**, WR, San Diego State, 1992-94  
 41 **Sledge, Leroy**, RB, Bakersfield J.C., 1971  
 2 **Sloman, Sam**, K, Miami (Ohio), 2020  
 27 **Small, Donovan**, S, Minnesota\*, 1987  
 18 **Small, O.J.**, WR, Florida, 2005  
 39 **Smiley, Tom**, RB, Lamar Tech, 1970  
 54 **Smith, Al**, LB, Utah State, 1987-96  
 25 **Smith, Anthony**, S, Syracuse, 2011  
 32 **Smith, Antowain**, RB, Houston, 2004  
 23 **Smith, Bob**, S, Miami (Ohio), 1968  
 77 **Smith, Bubba**, DE, Michigan State, 1975-76  
 32 **Smith, Dave**, RB, Ripon, 1960-64  
 87 **Smith, Dave**, WR, Indiana (Pa.), 1972  
 20 **Smith, D'Joun**, CB, Florida Atlantic, 2016  
 99 **Smith, Doug**, DT, Auburn, 1985-92  
 81 **Smith, Jonnu**, TE, Florida International, 2017-20  
 54 **Smith, Larry**, LB, Kentucky\*, 1987





## ALL-TIME PLAYER ROSTER

82	<b>Walker, Delanie</b> , TE, Central Missouri, 2013-19	44	<b>Willis, Fred</b> , RB, Boston College, 1972-77
25	<b>Walker, Denard</b> , CB, Louisiana State, 1997-2000	21	<b>Wilson, George</b> , S, Arkansas, 2013-14
96	<b>Walker, Gary</b> , DT, Auburn, 1995-98	79	<b>Wilson, Isaiah</b> , T, Georgia, 2020
29	<b>Walker, Joe</b> , S, Nebraska, 2001	33	<b>Wilson, J.C.</b> , DB, Pittsburgh, 1978-83
77	<b>Walker, Rod</b> , DT, Troy State, 2000	82	<b>Wilson, Sheddrick</b> , WR, Louisiana State, 1996
15	<b>Walker, Wayne</b> , K, N.W. Louisiana, 1968	45	<b>Wilson, Tim</b> , RB/TE, Maryland, 1977-82
52	<b>Wallace, Aaron</b> , OLB, UCLA, 2016-18	35	<b>Wilson, Tracy</b> , S, Northern Illinois, 2012
89	<b>Wallace, Cooper</b> , TE, Auburn, 2006	8	<b>Wilson, Tyler</b> , QB, Arkansas, 2013
35	<b>Wallace, Ray</b> , FB, Purdue, 1986-87	95	<b>Wimbley, Kamerion</b> , DE/OLB, Florida State, 2012-14
64	<b>Wallner, Fred</b> , G, Notre Dame, 1960	52	<b>Winborn, Jamie</b> , LB, Vanderbilt, 2009-10
86/82/84	<b>Walls, Herkie</b> , WR, Texas, 1983-85	79	<b>Winkler, Ulrich</b> , DE, None, 2008
32	<b>Walsh, Ward</b> , RB, Colorado, 1971-72	22	<b>Wisener, Gary</b> , CB, Baylor, 1961
87	<b>Walter, Kevin</b> , WR, Eastern Michigan, 2013	88	<b>Witcher, Albert</b> , S, Baylor, 1960
83	<b>Walters, Joey</b> , WR, Clemson, 1987	92	<b>Witherspoon, Will</b> , LB, Georgia, 2010-12
77	<b>Walton, Sam</b> , T, East Texas State, 1971	12	<b>Witkowski, John</b> , QB, Columbia, 1986-87
64	<b>Wand, Seth</b> , T, N.W. Missouri State, 2006	67	<b>Wittenborn, John</b> , G, S.E. Missouri, 1964-68
70	<b>Warmack, Chance</b> , G, Alabama, 2013-16	96	<b>Woods, Al</b> , NT, Louisiana State, 2014-16
26/29	<b>Washington, Leon</b> , RB, Florida State, 2013-14	75	<b>Woods, Antwaun</b> , NT, Southern California, 2016
85	<b>Washington, Nate</b> , WR, Tiffin, 2009-14	80	<b>Woods, Glenn</b> , DT, Prairie View, 1969
53/59	<b>Washington, Ted</b> , LB, Mississippi Valley, 1973-82	49	<b>Woods, LeVar</b> , LB, Iowa, 2006-07
23	<b>Washington, Vic</b> , RB, Wyoming, 1974	42	<b>Woods, Robert</b> , WR, Grambling, 1978
57	<b>Watson, Ed</b> , LB, Grambling, 1969	5	<b>Woodside, Logan</b> , QB, Toledo, 2020-21
99	<b>Weaver, Rashad</b> , OLB, Pittsburgh, 2021	59	<b>Woodyard, Wesley</b> , LB, Kentucky, 2014-19
38	<b>Webb, B.W.</b> , CB, William & Mary, 2015	26	<b>Woolfolk, Andre</b> , CB, Oklahoma, 2003-06
90	<b>Webster, George</b> , LB, Michigan State, 1967-72	40	<b>Woolfolk, Butch</b> , RB, Michigan, 1985-86
3	<b>Weeden, Brandon</b> , QB, Oklahoma State, 2017	36	<b>Wooten, Khalid</b> , CB, Nevada, 2013-14
14	<b>Weems, Eric</b> , WR, Bethune-Cookman, 2017	52	<b>Wortham, Barron</b> , LB, Texas El-Paso, 1994-99
86	<b>Wegener, Bucky</b> , DT, Missouri, 1962-63	29/25	<b>Wreh-Wilson, Bliidi</b> , CB, Connecticut, 2013-15
28	<b>Weger, Mike</b> , S, Bowling Green, 1976-77	17	<b>Wright, Elmo</b> , WR, Houston, 1975
20	<b>Weir, Sammy</b> , WR, Arkansas State, 1965	13	<b>Wright, Kendall</b> , WR, Baylor, 2012-16
88	<b>Wellman, Gary</b> , WR, Southern California, 1991-94	37	<b>Wright, Thomas</b> , S, Michigan State, 2003
56	<b>Wells, Ray</b> , LB, Arizona, 2003	41	<b>Wyatt, Alvin</b> , CB, Bethune-Cookman, 1973
70	<b>Wells, Robert</b> , T, J.C. Smith, 1972	89	<b>Wycheck, Frank</b> , TE, Maryland, 1995-2003
41	<b>Wells, Terence</b> , RB, Southern Mississippi, 1974	19	<b>Wylie, Devon</b> , WR, Fresno State, 2013
35	<b>West, Terrance</b> , RB, Towson, 2015	79	<b>Wynn, Jarius</b> , DE, Georgia, 2012
15	<b>Westbrook-Ikhine, Nick</b> , WR, Indiana, 2020-21		
63	<b>Wharton, Hogan</b> , G, Houston, 1960-63		<b>Y</b>
33	<b>White, Bob</b> , RB, Ohio State, 1960	84	<b>Yamini, Bashir</b> , WR, Iowa, 2000
79	<b>White, Jim</b> , DE, Colorado State, 1974-75	66	<b>Yarno, George</b> , C/G, Washington State, 1989
86	<b>White, John</b> , TE, Texas Southern, 1960-61	80	<b>Yeats, James</b> , TE, Florida, 1960
25	<b>White, LenDale</b> , RB, Southern California, 2006-09	68	<b>Young, Almon</b> , G, Bethune-Cookman*, 1987
44	<b>White, Lorenzo</b> , RB, Michigan State, 1988-94	56/63	<b>Young, Bob</b> , G, Howad Payne, 1971, 1980
79	<b>White, Marcus</b> , DT, Murray State, 2005	77	<b>Young, James</b> , DE, Texas Southern, 1977-79
29	<b>White, Robert</b> , CB, Lamar*, 1987	99	<b>Young, Robert</b> , DE, Mississippi State, 1996
12	<b>Whitehurst, Charlie</b> , QB, Clemson, 2014-15	10	<b>Young, Vince</b> , QB, Texas, 2006-10
79	<b>Whitley, Wilson</b> , DT, Houston, 1983		
38	<b>Whittington, C.L.</b> , FS, Prairie View, 1974-78		<b>Z</b>
89	<b>Wick, Cole</b> , TE, Incarnate Word, 2018	87	<b>Zaeske, Paul</b> , WR, North Park, 1969-70
63	<b>Wilkerson, Doug</b> , G, North Carolina Central, 1970	7	<b>Zendejas, Tony</b> , K, Nevada-Reno, 1985-90
33	<b>Wilkins, Jordan</b> , RB, Mississippi, 2021		
42	<b>Williams, Armon</b> , S/LB, Arizona, 1997		
41	<b>Williams, Cary</b> , CB, Washburn, 2008-09		
17	<b>Williams, Damian</b> , WR, Southern California, 2010-13		
73	<b>Williams, David</b> , T, Florida, 1989-95		
69	<b>Williams, Doug</b> , T/G, Texas A&M, 1986-88		
87	<b>Williams, Jamie</b> , TE, Nebraska, 1984-88		
40	<b>Williams, Jordan</b> , OLB, Tennessee, 2019		
97	<b>Williams, Lee</b> , DE, Bethune-Cookman, 1991-93		
78	<b>Williams, Maxie</b> , G, S.E. Louisiana, 1965		
18	<b>Williams, Mike</b> , WR, Southern California, 2007		
14	<b>Williams, Nick</b> , WR, Connecticut, 2018		
86	<b>Williams, Oliver</b> , WR, Illinois*, 1987		
11	<b>Williams, Paul</b> , WR, Fresno State, 2007-08		
68	<b>Williams, Ralph</b> , G, Southern, 1982		
35	<b>Williams, Richard</b> , RB, Memphis State, 1984		
86	<b>Williams, Roydell</b> , WR, Tulane, 2005-07		
49	<b>Williams, Sam</b> , CB, New Mexico Highlands, 1976		
96	<b>Williams, Sylvester</b> , NT, North Carolina, 2017		
25	<b>Williams, Tank</b> , S, Stanford, 2002-05		
78	<b>Williams, Todd</b> , G/T, Florida State, 2003-05		
54/53	<b>Williamson, Avery</b> , LB, Kentucky, 2014-17, 21		
10	<b>Williamson, Lee</b> , QB, Presbyterian (SC), 1994		

\* Played in replacement games only



## ALL-TIME JERSEY NUMBERS

(\* Played in replacement games only)

### 00

Ken Burrough, WR, Texas Southern, 1971-81

### 1

Warren Moon, QB, Washington, 1984-93  
Gary Anderson, K, Syracuse, 2003-04

### 2

Dickie Post, RB, Houston, 1971  
Skip Butler, K, Texas-Arlington, 1972-77  
Rob Bironas, K, Georgia Southern, 2005-13  
Sam Sloman, K, Miami (Ohio), 2020  
Julio Jones, WR, Alabama, 2021

### 3

Roy Gerela, K, New Mexico State, 1969-70  
Al Del Greco, K, Auburn, 1991-2000  
Reggie Hodges, P, Ball State, 2009  
Brandon Weeden, QB, Oklahoma State, 2017  
Austin Barnard, K/P, Samford, 2018  
Cody Parkey, K, Auburn, 2019  
Ryan Santos, K, Minnesota, 2019  
Stephen Gostkowski, K, Memphis, 2020  
Caleb Farley, CB, Virginia Tech, 2021

### 4

David Beverly, P, Auburn, 1974  
Florian Kempf, K, Pennsylvania, 1982-84  
Jasper Strong, WR, Illinois, 1995  
Josh Miller, P, Arizona, 2007-08  
Ryan Fitzpatrick, QB, Harvard, 2013  
Ryan Succop, K, South Carolina, 2015-19

### 5

Chester Marcol, K, Hillsdale, 1980  
Kerry Collins, QB, Penn State, 2006-10  
Jordan Palmer, QB, Texas-El Paso, 2014  
Logan Woodside, QB, Toledo, 2020-21

### 6

John James, P, Florida, 1982-84  
Mike Moroski, QB, California-Davis, 1985  
Don McPherson, QB, Syracuse, 1990  
Ian Howfield, K, Tennessee, 1991  
Mike Elkins, QB, Wake Forest, 1992  
Joe Nedney, K, San Jose State, 2001-04  
Brett Kern, P, Toledo, 2009-21

### 7

Dan Pastorini, QB, Santa Clara, 1971-79  
Tony Zendejas, K, Nevada-Reno, 1985-90  
Kent Sullivan, P, California-Lutheran, 1991  
Bucky Richardson, QB, Texas A&M, 1992-94  
Reggie Roby, P, Iowa, 1996-97  
Billy Volek, QB, Fresno State, 2002-06  
Chris Simms, QB, Texas, 2010  
Zach Mettenberger, QB, Louisiana State, 2014-15  
Blaine Gabbert, QB, Missouri, 2018  
Cairo Santos, K, Tulane, 2019  
Greg Joseph, K, Florida Atlantic, 2019  
D'Onta Foreman, RB, Texas, 2021

### 8

Ed Baker, QB, Lafayette, 1972  
John Reaves, QB, Florida, 1981  
Archie Manning, QB, Mississippi, 1982-83  
Joe Cooper, K, Cal-Berkeley, 1984

Jeff Gossett, P, Eastern Illinois, 1987  
Steve Superick, P, West Virginia\*, 1987  
Teddy Garcia, K, N.E. Louisiana, 1990  
Kent Sullivan, P, California-Lutheran, 1993  
Aaron Elling, K, Wyoming, 2004  
Matt Mauck, QB, Louisiana State, 2005  
Chris Simms, QB, Texas, 2008  
Matt Hasselbeck, QB, Boston College, 2011-12  
John Skelton, QB, Fordham, 2013  
Tyler Wilson, QB, Arkansas, 2013  
Ryan Succop, K, South Carolina, 2014  
Marcus Mariota, QB, Oregon, 2015-19  
Ryan Allen, P, Louisiana Tech, 2020  
Michael Badgley, K, Miami (Fla.), 2021  
Johnny Townsend, P, Florida, 2021  
Adrian Peterson, RB, Oklahoma, 2021

### 9

John Dietrich, K, Ball State\*, 1987  
Greg Montgomery, P, Michigan State, 1988-93  
Steve McNair, QB, Alcorn State, 1995-2005

### 10

Don Trull, QB, Baylor, 1964-69  
Lynn Dickey, QB, Kansas State, 1971-75  
Craig Bradshaw, QB, Utah State, 1980  
Oliver Luck, QB, West Virginia, 1982-86  
Brent Pease, QB, Montana, 1987-88  
Reggie Slack, QB, Auburn, 1990-91  
Lee Williamson, QB, Presbyterian (SC), 1994  
Vince Young, QB, Texas, 2006-10  
Jake Locker, QB, Washington, 2011-14  
Tre McBride, WR, William & Mary, 2016  
Adam Humphries, WR, Clemson, 2019-20  
Dez Fitzpatrick, WR, Louisville, 2021

### 11

Buddy Humphrey, QB, Baylor, 1966  
Pete Beathard, QB, Southern California, 1967-69  
Spike Jones, P, Georgia, 1970  
Mark Moseley, K, Stephen F. Austin, 1971-72  
Dave Green, P, Ohio, 1973  
James Foote, QB, Delaware Valley, 1974  
Tom Duniven, QB, Texas Tech, 1977-78  
Harold Bailey, WR, Oklahoma State, 1981  
Lee Johnson, P, Brigham Young, 1985-87  
Billy Joe Tolliver, QB, Texas Tech, 1994  
Steve Matthews, QB, Memphis State, 1998  
Paul Williams, WR, Fresno State, 2007-08  
Patrick Ramsey, QB, Tulane, 2009  
Rusty Smith, QB, Florida Atlantic, 2010-13  
T.J. Graham, WR, North Carolina State, 2014  
Alex Tanney, QB, Monmouth, 2015-17  
A.J. Brown, WR, Mississippi, 2019-21

### 12

Charles Milstead, QB, Texas A&M, 1960-61  
Bob Davis, QB, Virginia, 1967-69  
Charley Johnson, QB, New Mexico State, 1970-71  
George Amundson, RB, Iowa State, 1973-74  
Guido Merkens, DB/WR, Sam Houston State, 1979  
Ken Stabler, QB, Alabama, 1980-81  
Brian Ransom, QB, Tennessee State, 1983-84  
John Witkowski, QB, Columbia, 1986-87  
Calvin Loveall, CB, Idaho, 1988  
Chris Chandler, QB, Washington, 1995-96  
Billy Volek, QB, Fresno State, 2000-01  
Doug Johnson, QB, Florida, 2004  
Justin Gage, WR, Missouri, 2007-10  
Charlie Whitehurst, QB, Clemson, 2014-15  
Austin Davis, QB, Southern Mississippi, 2018

Rashard Davis, WR, James Madison, 2019  
Trevor Daniel, P, Tennessee, 2020  
Mason Kinsey, WR, Berry College, 2021

### 13

Alvin Haymond, S, Southern, 1973  
James Foote, QB, Delaware Valley, 1976  
Kevin Daft, QB, California-Davis, 1999  
Jason Gesser, QB, Washington State, 2003  
Stafon Johnson, RB, Southern California, 2010  
Kendall Wright, WR, Baylor, 2012-16  
Taywan Taylor, WR, Western Kentucky, 2017-18  
Cameron Batson, WR, Texas Tech, 2019-2021

### 14

Billy Anderson, QB, Tulsa, 1967  
Bob Naponic, QB, Illinois, 1970  
Kent Nix, QB, Texas Christian, 1972  
Gifford Nielsen, QB, Brigham Young, 1978-83  
Cody Carlson, QB, Baylor, 1987-94  
Neil O'Donnell, QB, Maryland, 1999-03  
Michael Preston, WR, Heidelberg, 2012-13  
Damaris Johnson, WR, Tulsa, 2015  
Eric Weems, WR, Bethune-Cookman, 2017  
Nick Williams, WR, Connecticut, 2018  
Kalif Raymond, WR, Holy Cross, 2019-20  
Randy Bullock, K, Texas A&M, 2021

### 15

Jacky Lee, QB, Cincinnati, 1960-63, 1966-67  
Wayne Walker, K, N.W. Louisiana, 1968  
Al Johnson, S, Cincinnati, 1972-78  
Craig Henrich, P/K, Notre Dame, 1998-2009  
O.J. Murdock, WR, Fort Hays State, 2011  
Justin Hunter, WR, Tennessee, 2013-15  
Darius Jennings, WR, Virginia, 2017-19  
Nick Westbrook-Ikhine, WR, Indiana, 2020-21

### 16

George Blanda, QB, Kentucky, 1960-66  
Kelly Cochrane, QB, Miami (Fla.), 1972  
Toni Fritsch, K, None, 1977-81  
Rich Camarillo, P, Washington, 1994-95  
James Ritchey, QB, Stephen F. Austin, 1996  
Sloan Thomas, WR, Texas, 2005  
Tre McBride, WR, William & Mary, 2015  
Matt Cassel, QB, Southern California, 2016-17  
Cody Hollister, WR, Arkansas, 2019-21

### 17

Jerry Rhome, QB, Tulsa, 1970  
Braden Beck, K, Stanford, 1971  
Elmo Wright, WR, Houston, 1975  
Reggie Brown, WR, Alabama State, 1993  
Will Furrer, QB, Virginia Tech, 1995  
Dave Krieg, QB, Milton (Wisc.), 1997-98  
Chris Coleman, WR, N.C. State, 2000  
Chris Davis, WR, Florida State, 2007-09  
Damian Williams, WR, Southern California, 2010-13  
Kris Durham, WR, Georgia, 2014  
Dorial Green-Beckham, WR, Oklahoma, 2015  
Cameron Batson, WR, Texas Tech, 2018  
Ryan Tannehill, QB, Texas A&M, 2019-21

### 18

Randy Kerbow, WR, Rice, 1963-64  
Charlie Joiner, WR, Grambling, 1970-72  
Paul Robinson, RB, Arizona, 1972-73  
Cliff Parsley, P, Oklahoma State, 1977-82  
Chris Sanders, WR, Ohio State, 2002

## ALL-TIME JERSEY NUMBERS

O.J. Small, WR, Florida, 2005  
 Andrae Thurman, WR, Southern Oregon, 2005  
 Mike Williams, WR, Southern California, 2007  
 Kenny Britt, WR, Rutgers, 2009-13  
 Rishard Matthews, WR, Nevada, 2016-18  
 Josh Reynolds, WR, Texas A&M, 2021  
 Kevin Hogan, QB, Stanford, 2021

### 19

Willie Alexander, CB, Alcorn A&M, 1971-79  
 Guido Merkens, DB/WR, Sam Houston State, 1980  
 Quintin Jones, S, Pittsburgh, 1989-90  
 Drew Bennett, WR, UCLA, 2001  
 Bobby Wade, WR, Arizona, 2005-06  
 Justin McCareins, WR, Northern Illinois, 2008  
 Dominique Edison, WR, Stephen F. Austin, 2009  
 Devon Wylie, WR, Fresno State, 2013  
 Tajaé Sharpe, WR, Massachusetts, 2016-19

### 20

Billy Cannon, RB, Louisiana State, 1960-63  
 Sammy Weir, WR, Arkansas State, 1965  
 Dick Compton, WR, McMurray, 1965  
 Miller Farr, CB, Wichita State, 1967-69  
 Rhett Dawson, WR, Florida State, 1972  
 Billy Parks, WR, Cal State-Long Beach, 1973-75  
 Bill Currier, DB, South Carolina, 1977-79  
 Willie Tullis, DB, Troy State, 1981-84  
 Allen Pinkett, RB, Notre Dame, 1986-91  
 Emanuel Martin, CB, Alabama State, 1993  
 Rodney Thomas, RB, Texas A&M, 1995-98  
 Mike Green, RB, Houston, 2000-02  
 Mike Echols, CB, Wisconsin, 2003-04  
 Travis Henry, RB, Tennessee, 2005-06  
 Nick Harper, CB, Fort Valley State, 2007-09  
 Alterraun Verner, CB, UCLA, 2010-13  
 Bishop Sankey, RB, Washington, 2014-15  
 Perrish Cox, CB Okalahoma State, 2016  
 D'Joun Smith, CB, Florida Atlantic, 2016  
 Demontre Hurst, CB, Oklahoma, 2017  
 Kenneth Durden, CB, Youngstown State, 2018  
 Kareem Orr, CB, Chattanooga, 2019  
 Seniorise Perry, RB, Louisville, 2020  
 Jackrabbit Jenkins, CB, North Alabama, 2021

### 21

Ken Hall, RB, Texas A&M, 1960-61  
 Bobby Brezina, RB, Houston, 1963  
 Pete Johns, S, Tulane, 1967-68  
 John Douglas, CB, Texas Southern, 1969  
 John Hadl, QB, Kansas, 1976-77  
 Charles Jefferson, DB, McNeese State, 1979-80  
 Tate Randle, DB, Texas Tech, 1982  
 Derrick Hatchett, CB, Texas, 1983  
 Bo Eason, S, California-Davis, 1984-86  
 Craig Birdsong, S, North Texas State, 1987  
 Bo Eason, S, California-Davis, 1987  
 Tracey Eaton, S, Portland State, 1988-89  
 Leander Knight, S, Montclair State, 1990  
 Jerry Gray, CB, Texas, 1992  
 Mel Gray, KR/WR, Purdue, 1995-97  
 Samari Rolle, CB, Florida State, 1998-2004  
 Reynaldo Hill, CB Florida, 2005-08  
 Javon Ringer, RB, Michigan State, 2009-12  
 George Wilson, S, Arkansas, 2013-14  
 Da'Norris Searcy, S, North Carolina, 2015-17  
 Malcolm Butler, CB, West Alabama, 2018-20  
 Matthais Farley, S, Notre Dame, 2021

### 22

Don Brown, RB, Houston, 1960

Joe Majors, DB, Florida State, 1960  
 Gary Wisener, CB, Baylor, 1961  
 Bob Suci, S, Michigan State, 1962  
 Benny Nelson, S, Alabama, 1964  
 B.W. Cheeks, RB, Texas Southern, 1965  
 Zeke Moore, CB, Lincoln, 1967-77  
 Bill Kay, CB, Purdue, 1981-83  
 Larry Griffin, DB, North Carolina, 1986  
 Kenny Johnson, S, Mississippi State, 1986-89  
 Herbie Anderson, CB, Texas A&I, 1991  
 Tony Brown, CB, Fresno State, 1992-93  
 Tomur Barnes, CB, North Texas, 1994-96  
 Mike Archie, RB, Penn State, 1997-98  
 Andre Dyson, CB, Utah, 2001-04  
 Vincent Fuller, S, Virginia Tech, 2005-10  
 Jackie Battle, RB, Houston, 2013  
 Dexter McCluster, RB, Mississippi, 2014-15  
 Derrick Henry, RB, Alabama, 2016-21

### 23

Bobby Jancik, S, Lamar Tech, 1962-67  
 Bob Smith, S, Miami (Ohio), 1968  
 Jerry LeVias, WR, Southern Methodist, 1969-70  
 Vic Washington, RB, Wyoming, 1974  
 Tom Dempsey, K, Palomar J.C., 1977  
 Greg Hill, CB, Oklahoma State, 1983  
 Richard Johnson, CB, Wisconsin, 1985-92  
 Blaine Bishop, S, Ball State, 1993-2001  
 Donnie Nickey, S, Ohio State, 2003-10  
 Jamie Harper, RB, Clemson, 2011-12  
 Shonn Greene, RB, Iowa, 2013-14  
 David Cobb, RB, Minnesota, 2015  
 Brice McCain, CB, Utah, 2016-17  
 Tye Smith, CB, Towson, 2018-20  
 Chris Jones, CB, Nebraska, 2021

### 24

Julian Spence, S, Huston-Tillotson, 1960-61  
 Mike Richardson, RB, Southern Methodist, 1969-71  
 Mike Montgomery, WR, Kansas State, 1974  
 Steve Brown, CB, Oregon, 1983-87  
 Charles Clinton, CB, San Jose State\*, 1987  
 Steve Brown, CB, Oregon, 1988-90  
 Steve Jackson, CB, Purdue, 1991-99  
 Tony Beckham, CB, Wisconsin-Stout, 2002-05  
 Chris Hope, S, Florida State, 2006-11  
 Coty Sensabaugh, CB, Clemson, 2012-15  
 Daimion Stafford, S, Nebraska, 2016  
 Kalan Reed, CB, Southern Mississippi, 2017  
 Kenny Vaccaro, S, Texas, 2018-20  
 Elijah Molden, CB, Washington, 2021

### 25

Gene Jones, CB, Rice, 1961  
 Ode Burrell, RB, Mississippi State, 1964-69  
 John Charles, S, Purdue, 1971-74  
 Kurt Knoff, DB, Kansas, 1977-78  
 Keith Bostic, S, Michigan, 1983-88  
 Bubba McDowell, S, Miami (Fla.), 1989-94  
 Torey Hunter, CB, Washington State, 1995  
 Denard Walker, CB, Louisiana State, 1997-2000  
 DeRon Jenkins, CB, Tennessee, 2001  
 Tank Williams, S, Stanford, 2002-05  
 LenDale White, RB, Southern California, 2006-09  
 Anthony Smith, S, Syracuse, 2011  
 Darius Reynaud, RB/KR/PR, West Virginia, 2012-13  
 Bliidi Wreh-Wilson, CB, Connecticut, 2014-15  
 Rashad Johnson, S, Alabama, 2016  
 Adoree' Jackson, CB, Southern California, 2017-20  
 Jamal Carter, S, Miami (Fla.), 2021

### 26

Lawrence Elkins, WR, Baylor, 1965-68  
 Larry Eaglin, CB, Stephen F. Austin, 1973  
 Rob Carpenter, RB, Miami (Ohio), 1977-81  
 Darryl Meadows, DB, Toledo, 1983-84  
 Audray McMillian, CB, Houston, 1985-87  
 Tony Newsom, CB, Stephen F. Austin\*, 1987  
 Bo Orlando, S, West Virginia, 1990-94  
 Chuck Cecil, S, Arizona, 1995  
 Rayna Stewart, S/CB, Northern Arizona, 1996-97  
 Spencer George, RB, Rice, 1998-99  
 Andre Woolfolk, CB, Oklahoma, 2003-06  
 Tuff Harris, DB, Montana, 2008  
 Kevin Kaesviharn, S, Augustana (S.D.), 2009  
 Jordan Babineaux, S, Southern Arkansas, 2011-12  
 Markelle Martin, S, Oklahoma State, 2013  
 Leon Washington, RB, Florida State, 2013  
 Antonio Andrews, RB, Western Kentucky, 2014-16  
 Logan Ryan, CB, Rutgers, 2017-19  
 Kristian Fulton, CB, Louisiana State, 2020-21

### 27

Freddy Glick, S, Colorado State, 1961-66  
 Glen Bass, WR, East Carolina, 1967-68  
 Joe Blahak, S, Nebraska, 1973  
 Greg Stemrick, CB, Colorado State, 1975-82  
 Mike Kennedy, DB, Toledo, 1984  
 Sonny Brown, S, Oklahoma, 1987  
 Donovan Small, S, Minnesota\*, 1987  
 Tony Newsom, CB, Stephen F. Austin, 1987  
 Quintin Jones, S, Pittsburgh, 1988-89  
 Terry Kinard, S, Clemson, 1990  
 Terry Hoage, S, Georgia, 1993  
 Odie Harris, S/CB, Sam Houston State, 1995  
 Eddie George, RB, Ohio State, 1996-2003

### 28

Charles Frazier, WR, Texas Southern, 1962-68  
 Andy Hopkins, RB, Stephen F. Austin, 1971  
 Bill Thomas, RB, Boston College, 1973  
 Mike Weger, S, Bowling Green, 1976-77  
 Jack Tatum, DB, Ohio State, 1980  
 Rich Thomaselli, RB, West Virginia-Wesleyan, 1981-82  
 Allen Lyday, S, Nebraska, 1984-87  
 Emmuel Thompson, CB, Texas A&I\*, 1987  
 Cris Dishman, CB, Purdue, 1988-96  
 George McCullough, CB, Baylor, 1997-99  
 Aric Morris, S, Michigan State, 2000-02  
 Dwone Hicks, RB, Middle Tennessee State, 2003  
 Lamont Thompson, S, Washington State, 2004-06  
 Chris Barclay, RB, Wake Forest, 2007  
 Chidi Iwuoma, CB, California, 2007  
 Chris Johnson, RB, East Carolina, 2008-13  
 Marqueston Huff, DB, Wyoming, 2014-15  
 Cody Riggs, CB, Notre Dame, 2016  
 Khalfani Muhammad, RB, California, 2017  
 Kendrick Lewis, S, Mississippi, 2018  
 Dalyn Dawkins, RB, Colorado State, 2019  
 Jeremy McNichols, RB, Boise State, 2020-21

### 29

Ken Houston, S, Prairie View, 1967-72  
 Leonard Fairley, S, Alcorn A&M, 1974  
 Willie Germany, S, Morgan State, 1975  
 Rich Sowell, DB, Alcorn State, 1977  
 Guido Merkens, DB/WR, Sam Houston State, 1978  
 Patrick Allen, CB, Utah State, 1985-87  
 Robert White, CB, Lamar\*, 1987  
 Patrick Allen, CB, Utah State, 1988-90  
 Darryll Lewis, CB, Arizona, 1991-98



## ALL-TIME JERSEY NUMBERS

Joe Walker, S, Nebraska, 2001  
 Rich Coady, S, Texas A&M, 2002  
 Chris Brown, RB, Colorado, 2003-07  
 Chris Carr, DB, Boise State, 2008  
 Ryan Mouton, CB, Hawaii, 2009-12  
 Bliidi Wreh-Wilson, CB, Connecticut, 2013  
 Leon Washington, RB, Florida State, 2014  
 Perrish Cox, CB, Oklahoma State, 2015  
 DeMarco Murray, RB, Oklahoma, 2016-17  
 Dane Cruikshank, DB, Arizona, 2018-21

### 30

Mike Dukes, LB, Clemson, 1960-63  
 Charles Rieves, LB, Houston, 1964  
 Bernie Parrish, CB, Florida, 1966  
 Hoyle Granger, RB, Mississippi State, 1972  
 Don Hardeman, RB, Texas A&I, 1975-77  
 Kenny King, RB, Oklahoma, 1979  
 Larry Moriarty, FB, Notre Dame, 1983-86  
 Mike Rozier, RB, Nebraska, 1987  
 Herman Hunter, RB, Tennessee State\*, 1987  
 Mike Rozier, RB, Nebraska, 1988-90  
 Victor Jones, RB, Louisiana State, 1991  
 Mike Davis, CB, Cincinnati, 1994  
 Anthony Dorsett, CB, Pittsburgh, 1996-97  
 Donald Mitchell, CB, Southern Methodist, 1999-2002  
 Rich Gardner, CB, Penn State, 2004-05  
 Eric King, CB, Wake Forest, 2006-08  
 Jason McCourty, CB, Rutgers, 2009-16  
 Jeremy McNichols, RB, Boise State, 2018  
 Chris Milton, CB, Georgia Tech, 2019-20  
 Bradley McDougald, S, Kansas, 2021  
 Greg Mabin, CB, Iowa, 2021

### 31

Doug Cline, LB, Clemson, 1960-66  
 Mike Voight, RB, North Carolina, 1977  
 Brian Duncan, RB, Southern Methodist, 1978  
 Gary Allen, RB, Hawaii, 1982  
 Jeff Donaldson, S, Colorado, 1984-87  
 Larry Joyner, S, Minnesota\*, 1987  
 Kurt Kafentzis, S, Hawaii\*, 1987  
 Keith McDonald, WR, San Jose State\*, 1987  
 Jeff Donaldson, S, Colorado, 1988-89  
 Quintin Jones, S, Pittsburgh, 1990  
 Marcus Robertson, S, Iowa State, 1991-2000  
 Lance Schulters, S, Hofstra, 2002-04  
 Marcus Randall, S, Louisiana State, 2005  
 Cortland Finnegan, CB, Samford, 2006-11  
 Markelle Martin, S, Oklahoma State, 2012  
 Bernard Pollard, S, Purdue, 2013-14  
 Josh Aubrey, S, Stephen F. Austin, 2015  
 Kevin Byard, S, Middle Tennessee State, 2016-21

### 32

Dave Smith, RB, Ripon, 1960-64  
 Jack Spikes, RB/K, Texas Christian, 1965  
 Hoyle Granger, RB, Mississippi State, 1966-70  
 Ward Walsh, RB, Colorado, 1971-72  
 Ron Lumpkin, CB, Arizona State, 1975  
 Vernon Perry, S, Jackson State, 1979-82  
 Stan Edwards, RB, Michigan, 1984-86  
 Alonzo Highsmith, FB, Miami (Fla.), 1987  
 Ricky Moore, FB, Alabama\*, 1987  
 Alonzo Highsmith, FB, Miami (Fla.), 1988-89  
 Spencer Tillman, RB, Oklahoma, 1992-94  
 Mike Archie, RB, Penn State, 1996  
 Tomur Barnes, CB, North Texas, 1997  
 Bobby Myers, S, Wisconsin, 2000-02  
 Antowain Smith, RB, Houston, 2004  
 Pacman Jones, CB, West Virginia, 2005-06

Robert Johnson, S, Utah, 2010-12  
 Micah Pellerin, DB, Hampton, 2013  
 Brandon Harris, CB, Miami (Fla.), 2014-15  
 David Fluellen, RB, Toledo, 2016-19  
 Darrynton Evans, RB, Appalachian State, 2020-21

### 33

Bob White, RB, Ohio State, 1960  
 John Guzik, LB, Pittsburgh, 1961  
 Gene Babb, LB, Austin College, 1962-63  
 W.K. Hicks, CB, Texas Southern, 1964-69  
 Benny Johnson, CB, J.C. Smith, 1970-73  
 Mark Cotney, S, Cameron State, 1975  
 Joe Dawkins, RB, Wisconsin, 1976  
 J.C. Wilson, DB, Pittsburgh, 1978-83  
 Mike Rozier, RB, Nebraska, 1985-86  
 Spencer Tillman, RB, Oklahoma, 1987-88  
 Billy Bell, CB, Lamar, 1989  
 Gary Brown, RB, Penn State, 1991-95  
 Ronnie Harmon, RB, Iowa, 1996-97  
 Anthony Dorsett, CB, Pittsburgh, 1998-99  
 Michael Booker, CB, Nebraska, 2000-01  
 Greg Comella, FB, Stanford, 2002  
 Ray Jackson, RB, Cincinnati, 2003  
 Jarrett Payton, RB, Miami (Fla.), 2005  
 Michael Griffin, S, Texas, 2007-15  
 Tye Smith, CB, Towson, 2017  
 Dion Lewis, RB, Pittsburgh, 2018-19  
 Johnathan Joseph, CB, South Carolina, 2020  
 Desmond King II, CB, Iowa, 2020  
 Brady Breeze, S, Oregon, 2021  
 Jordan Wilkins, RB, Mississippi, 2021

### 34

Chuck Kendall, S, UCLA, 1960  
 Jack Laraway, LB, Purdue, 1961  
 Dalton Hoffman, RB, Baylor, 1964-65  
 Theo Viltz, CB, Southern California, 1966  
 Joe Dawkins, RB, Wisconsin, 1970-71  
 Willie Rodgers, RB, Kentucky State, 1972-75  
 Earl Campbell, RB, Texas, 1978-84

### 35

Bo Dickenson, RB, Southern Mississippi, 1963  
 John H. Johnson, RB, Arizona State, 1966  
 Woody Campbell, RB, Northwestern, 1967-71  
 Stan Edwards, RB, Michigan, 1982-83  
 Richard Williams, RB, Memphis State, 1984  
 Ray Wallace, FB, Purdue, 1986-87  
 Eric Cobble, RB, S.W. Texas State\*, 1987  
 John Henry Mills, TE/LB, Wake Forest, 1995  
 Marion Butts, RB, Florida State, 1995  
 Spencer George, RB, Rice, 1997  
 Perry Phenix, S, Southern Mississippi, 1998-2001  
 Robert Holcombe, RB, Illinois, 2002-04  
 Quinton Ganther, RB, Utah, 2006-08  
 Alvin Pearson, RB, Virginia, 2009  
 Chris Hawkins, CB, Louisiana State, 2011  
 Tracy Wilson, S, Northern Illinois, 2012  
 Shann Schillinger, S, Montana, 2013  
 Jemea Thomas, DB, Georgia Tech, 2014  
 Terrance West, RB, Towson, 2015  
 Curtis Riley, DB, Fresno State, 2016-17  
 Tramaine Brock Sr., CB, Belhaven, 2019  
 Chris Jackson, DB, Marshall, 2020-21

### 36

Donnie Stone, RB, Arkansas, 1966  
 Roy Hopkins, RB, Texas Southern, 1967-71  
 Bob Gresham, RB, West Virginia, 1973-74  
 Robert Holmes, RB, Southern, 1975

Carter Hartwig, DB, Southern California, 1979-84  
 Chuck Banks, FB, West Virginia Tech, 1987  
 Dee Thomas, CB, Nicholls State, 1990  
 Melvin Aldridge, S, Murray State, 1993  
 Mike Echols, CB, Wisconsin, 2002  
 Michael Waddell, CB, North Carolina, 2004-06  
 Rafael Little, RB, Kentucky, 2008  
 Jamar Love, CB, Arkansas, 2009  
 Darren Evans, Virginia Tech, 2012  
 Khalid Wooten, CB, Nevada, 2013-14  
 LeShaun Sims, CB, Southern Utah, 2016-19  
 Kareem Orr, CB, Chattanooga, 2020

### 37

Charlie Hennigan, WR, N.W. Louisiana, 1960  
 Ron Botchan, LB, Occidental, 1961  
 Jess Lewis, LB, Oregon State, 1970  
 Dave Olerich, LB, San Francisco, 1971  
 Jeff Severson, S, Cal State-Long Beach, 1973  
 Mike Reinfeldt, S, Wisconsin-Milwaukee, 1976-83  
 Rod Kush, S, Nebraska-Omaha, 1985-86  
 Victor Jones, RB, Louisiana State, 1990  
 Todd McNair, RB/FB, Temple, 1994  
 Rafael Robinson, S, Wisconsin, 1996  
 Dainon Sidney, CB, Alabama Birmingham, 1998-2002  
 Thomas Wright, S, Michigan State, 2003  
 Lamont Thompson, S, Washington State, 2003  
 Calvin Lowry, S, Penn State, 2006-07  
 Rod Hood, CB, Auburn, 2009-10  
 Tommie Campbell, CB, California (Pa.), 2011-13  
 Cody Riggs, CB, Notre Dame, 2015  
 Kalan Reed, CB, Southern Mississippi, 2016  
 Johnathan Cyprien, S, Florida International, 2017-18  
 Amani Hooker, DB, Iowa, 2019-2021

### 38

Rich Johnson, RB, Illinois, 1969  
 C.L. Whittington, FS, Prairie View, 1974-78  
 Willie Joyner, RB, Maryland, 1984  
 Domingo Bryant, S, Texas A&M, 1987  
 Mark Gehring, TE, Eastern Washington\*, 1987  
 Domingo Bryant, S, Texas A&M, 1988  
 Mike Dumas, S, Indiana, 1991-93  
 Dan Alexander, RB/FB, Nebraska, 2001  
 Jason Hebert, S, Rice, 2002  
 Tyrone Poole, CB, Fort Valley State, 2008  
 Pete Ittersagen, CB, Wheaton, 2010  
 Al Afalava, S, Oregon State, 2012  
 Brandon Ghee, CB, Wake Forest, 2014  
 B.W. Webb, CB, William & Mary, 2015  
 Greg Mabin, CB, Iowa, 2020  
 Mekhi Sargent, RB, Iowa, 2021  
 Buster Skrine, CB, Chattanooga, 2021

### 39

Tom Smiley, RB, Lamar Tech, 1970  
 Robert Holmes, RB, Southern, 1971-72  
 Larry Poole, RB, Kent State, 1978  
 Adger Armstrong, RB, Texas A&M, 1980-82  
 Hubert Oliver, FB, Arizona, 1986  
 Andrew Jackson, RB, Iowa State, 1987  
 Lee Cole, CB, Arizona State, 1996  
 Nick Schommer, S, North Dakota State, 2010  
 Daimion Stafford, S, Nebraska, 2013-15  
 Dalyn Dawkins, RB, Colorado State, 2018  
 Breon Borders, CB, Duke, 2020-21

### 40

Tony Banfield, CB, Oklahoma State, 1960-65  
 Mickey Sutton, S, Auburn, 1966  
 Charlie Joiner, WR, Grambling, 1969

## ALL-TIME JERSEY NUMBERS

Lewis Jolley, RB, North Carolina, 1972-73  
 Donnie Craft, RB, Louisville, 1982-83  
 Butch Woolfolk, RB, Michigan, 1985-86  
 Dennis Lundy, RB, Northwestern, 1995  
 Wes Ours, FB, West Virginia, 2001  
 Justin Sandy, S, Northern Iowa, 2004-05  
 Jeremy Cain, FB/LS, Massachusetts, 2007  
 Yannik Cudjoe-Virgil, LB, Maryland, 2015  
 Jordan Williams, OLB, Tennessee, 2019  
 Kamalei Correa, OLB, Boise State, 2020  
 Dontrell Hilliard, RB, Tulane, 2021

### 41

Mark Johnston, CB, Northwestern, 1960-63  
 Keith Kinderman, RB, Florida State, 1965  
 Larry Carwell, CB, Iowa State, 1967-68  
 Leroy Mitchell, CB, Texas Southern, 1969-70  
 Leroy Sledge, RB, Bakersfield J.C., 1971  
 Alvin Wyatt, CB, Bethune-Cookman, 1973  
 Terence Wells, RB, Southern Mississippi, 1974  
 Sean Jackson, RB, Florida State, 1994  
 Lorenzo Neal, FB, Fresno State, 1999-2000  
 Kelly Herndon, CB, Toledo, 2007  
 Cary Williams, CB, Washburn, 2008-09  
 Corey Lynch, S, Appalachian State, 2013  
 J.R. Tavai, LB, Southern California, 2015  
 Brynden Trawick, S, Troy, 2017-18  
 Khari Blasingame, FB/RB, Vanderbilt, 2019-21  
 Zach Cunningham, LB, Vanderbilt, 2021

### 42

Sid Blanks, RB, Texas A&I, 1964-68  
 Jim Tolbert, CB, Lincoln, 1972  
 Tommy Maxwell, S, Texas A&M, 1974  
 Altie Taylor, RB, Utah State, 1976  
 Robert Woods, WR, Grambling, 1978  
 Boobie Clark, RB, Bethune-Cookman, 1979-80  
 Steve Avery, FB, Northern Michigan, 1989  
 Armon Williams, S/LB, Arizona, 1997  
 Skip Hicks, RB, UCLA, 2001  
 Scott McGarrahan, S, New Mexico, 2003-04  
 Damien Nash, RB, Missouri, 2005  
 Chris Henry, RB, Arizona, 2007-09  
 Collin Mooney, FB, Army, 2012-13  
 Dorin Dickerson, TE, Pittsburgh, 2015  
 Robert Spillane, LB, Western Michigan, 2018  
 D'Andre Walker, OLB, Georgia, 2019  
 Brooks Reed, OLB, Arizona, 2020  
 Joe Jones, LB, Northwestern, 2021

### 43

Jim Norton, S, Idaho, 1960-68

### 44

Charles Tolar, RB, N.W. Louisiana, 1960-66  
 Johnny Peacock, S, Houston, 1969-70  
 Fred Willis, RB, Boston College, 1972-77  
 Lorenzo White, RB, Michigan State, 1988-94  
 Steve Hendrickson, HB/F, California, 1995  
 Daryl Porter, S, Boston College, 2001  
 Troy Fleming, FB, Tennessee, 2004-05  
 Quinn Johnson, FB, Louisiana State, 2011  
 Jackie Battle, RB, Houston, 2014  
 Josh Carraway, OLB, Texas Christian, 2017  
 Kamalei Correa, OLB, Boise State, 2018-19  
 Vic Beasley Jr., OLB, Clemson, 2020  
 Matt Orzech, LS, Azusa Pacific, 2020  
 Tory Carter, FB, Louisiana State, 2021

### 45

Larry Onesti, LB, Northwestern, 1962-65

Jeff Severson, S, Cal State-Long Beach, 1974  
 Tim Wilson, RB/TE, Maryland, 1977-82  
 Ira Valentine, RB, Texas A&M, 1987  
 Tracy Johnson, FB, Clemson, 1989  
 John Simon, RB, Louisiana Tech, 2002  
 Ahmard Hall, FB, Texas, 2006-11  
 Quinn Johnson, FB, Louisiana State, 2012-13  
 Jalston Fowler, FB, Alabama, 2015-18  
 LaTroy Lewis, OLB, Tennessee, 2018  
 Rod Smith, RB, Ohio State, 2019  
 D'Onta Foreman, RB, Texas, 2020  
 Khari Blasingame, FB/RB, Vanderbilt, 2021

### 46

Claude King, RB, Houston, 1961  
 Bob Jackson, RB, New Mexico State, 1964  
 Paul Guidry, LB, McNeese State, 1973  
 Jeff Queen, TE, Morgan State, 1974  
 Oliver Nicholson, LB, Texas Southern, 1975  
 Michael Roan, TE, Wisconsin, 1995  
 Connor Neighbors, FB, Louisiana State, 2015  
 Curtis Riley, CB, Fresno State, 2015  
 Joshua Kalu, DB, Nebraska, 2018-20  
 Morgan Cox, LS, Tennessee, 2021

### 47

Bobby Gordon, S, Tennessee, 1960  
 Bill Tobin, RB, Missouri, 1963  
 Pete Jaquess, CB, New Mexico, 1964-65  
 Allen Trammell, S, Florida, 1966  
 Ronnie Coleman, RB, Alabama A&M, 1974-81  
 Le'Shai Maston, RB, Baylor, 1993-94  
 Ben Hartssock, TE, Ohio State, 2006  
 Valentino Blake, CB, Texas El Paso, 2016  
 Matt Overton, LS, Western Washington, 2020

### 48

Bob Atkins, S, Grambling, 1970-75  
 John Henry Mills, TE/LB, Wake Forest, 1993-94  
 Todd McNair, RB/FB, Temple, 1995  
 Brian Natkin, TE, Texas El-Paso, 2001  
 Casey Cramer, TE, Dartmouth, 2006-08  
 Beau Brinkley, LS, Missouri, 2012-20  
 Bud Dupree, OLB, Kentucky, 2021

### 49

Dick Cunningham, LB, Arkansas, 1973  
 Mike Barber, TE, Louisiana Tech, 1976  
 Sam Williams, CB, New Mexico Highlands, 1976  
 Arrike James, TE, Delta State, 1987  
 Roderick Lewis, TE, Arizona, 1994-97  
 Chad Hayes, TE, Maine, 2002  
 Spencer Toone, LB, Utah, 2006  
 LeVar Woods, LB, Iowa, 2006-07  
 Nick Dzubnar, LB, Cal Poly-San Luis Obispo, 2020-21

### 50

Dennit Morris, LB, Oklahoma, 1960-61  
 Bobby Maples, C, Baylor, 1965-70  
 Guy Murdock, C, Michigan, 1972  
 Bill Curry, C, Georgia Tech, 1973  
 Duane Benson, LB, Hamline, 1975-76  
 Daryl Hunt, LB, Oklahoma, 1979-84  
 Kirk Dodge, LB, Nevada-Las Vegas, 1986  
 Billy Kidd, C, Houston, 1987  
 Paul Vogel, LB, South Carolina\*, 1987  
 Eddie Robinson, LB, Alabama State, 1992-95  
 Terry Killens, LB, Penn State, 1996-2000  
 Rocky Boiman, LB, Notre Dame, 2002-05  
 David Thornton, LB, North Carolina, 2006-10

Kevin Malast, LB, Rutgers, 2011-12  
 Zaviar Gooden, LB, Missouri, 2013-14  
 Nate Palmer, LB Illinois State, 2016-18  
 Derick Roberson, OLB, Sam Houston State, 2019-21

### 51

John Simerson, G, Purdue, 1960  
 Ron Caveness, LB, Arkansas, 1966-68  
 Calvin Hunt, C, Baylor, 1972  
 Ron Lou, C, Arizona State, 1973  
 Ted Thompson, LB, Southern Methodist, 1975-84  
 Eric Fairs, LB, Memphis State, 1986-91  
 Micheal Barrow, LB, Miami (Fla.), 1993  
 Lemanski Hall, LB, Alabama, 1994-97  
 Lonnie Marts, LB, Tulane, 1998  
 Greg Favors, LB, Mississippi State, 1999-2001  
 Robert Reynolds, LB, Ohio State, 2004-06  
 Jorge Cordova, LB, Nevada, 2007  
 Gerald McRath, LB, Southern Mississippi, 2009-12  
 David Bass, LB, Missouri Western State, 2015-16  
 Will Compton, LB, Nebraska, 2018  
 David Long Jr., LB, West Virginia, 2019-21

### 52

Bob Schmidt, C, Minnesota, 1961-63  
 Sammy Odom, LB, N.W. Louisiana, 1964  
 Garland Boyette, LB, Grambling, 1966-72  
 Calvin Hunt, C, Baylor, 1973  
 Duane Benson, LB, Hamline, 1974  
 Robert Brazile, LB, Jackson State, 1975-84  
 Jay Pennison, C, Nicholls State, 1986  
 Billy Kidd, C, Houston\*, 1987  
 Jay Pennison, C, Nicholls State, 1987-90  
 Barron Wortham, LB, Texas El-Paso, 1994-99  
 Justin Ena, LB, Brigham Young, 2004  
 Colby Bockwoldt, LB, Brigham Young, 2006  
 Ryan Fowler, LB, Duke, 2007-08  
 Jamie Winborn, LB, Vanderbilt, 2009-10  
 Colin McCarthy, LB, Miami, 2011-14  
 Steve Johnson, LB, Kansas, 2015  
 Aaron Wallace, LB, UCLA, 2016-18  
 Hroniss Grasu, C, Oregon, 2019  
 Daniel Munyer, C, Colorado, 2020-21

### 53

Hugh Pitts, C, Texas Christian, 1960  
 Jerry Fowler, G, N.W. Louisiana, 1964  
 John Carrell, LB, Texas Tech, 1966  
 Lloyd Waincott, LB, Texas, 1969-70  
 Ted Washington, LB, Mississippi Valley, 1973  
 Fred Hoaglin, C, Pittsburgh, 1974-75  
 Ron Lou, C, Arizona State, 1976  
 Art Stringer, LB, Ball State, 1977-79  
 Thomas Henderson, LB, Langston, 1980  
 Avon Riley, LB, UCLA, 1981-86  
 Eugene Seale, LB, Lamar, 1987  
 Thad Jefferson, LB, Hawaii\*, 1987  
 Eugene Seale, LB, Lamar, 1988-92  
 Brett Faryniarz, LB, San Diego State, 1994  
 Mark Stepnoski, C, Pittsburgh, 1995-98  
 Keith Bulluck, LB, Syracuse, 2000-09  
 Rennie Curran, LB, Georgia, 2010  
 Zac Diles, LB, Kansas State, 2012  
 Moise Fokou, LB, Maryland, 2013  
 Quentin Groves, LB, Auburn, 2014  
 Deiontrez Mount, LB, Louisville, 2015  
 Daren Bates, LB, Auburn, 2017-19  
 Will Compton, LB, Nebraska, 2020  
 Sharif Finch, OLB, Temple, 2021  
 Avery Williamson, LB, Kentucky, 2021  
 Dylan Cole, LB, Missouri State, 2021



## ALL-TIME JERSEY NUMBERS

### 54

John Meyer, LB, Notre Dame, 1966-67  
 Steve Quinn, C, Notre Dame, 1968  
 Claude Harvey, LB, Prairie View, 1971  
 Gregg Bingham, LB, Purdue, 1973-84  
 Al Smith, LB, Utah State, 1987  
 Larry Smith, LB, Kentucky\*, 1987  
 Al Smith, LB, Utah State, 1988-96  
 Phil Glover, LB, Utah, 1999  
 Rocky Calmus, LB, Oklahoma, 2002-04  
 Eugene Amano, C/G, S.E. Missouri State, 2005-12  
 Zac Diles, LB, Kansas State, 2013  
 Avery Williamson, LB, Kentucky, 2014-17  
 Rashaan Evans, LB, Alabama, 2018-21

### 55

John Frongillo, C, Baylor, 1962-66  
 Marion Rushing, LB, Southern Illinois, 1968  
 Richard Lewis, LB, Portland State, 1972  
 Ralph Cindrich, LB, Pittsburgh, 1973-74  
 Carl Mauck, C, Southern Illinois, 1975-81  
 Jim Romano, C, Penn State, 1984-86  
 John Flannery, G/C, Syracuse, 1991-94  
 John Henry Mills, TE/LB, Wake Forest, 1995-96  
 Eddie Robinson, LB, Alabama State, 1998-2001  
 Brad Kassell, LB, N. Texas State, 2002-05  
 Stephen Tulloch, LB, N.C. State, 2006-10  
 Barrett Ruud, LB, Nebraska, 2011  
 Zach Brown, LB, North Carolina, 2012-15  
 Sean Spence, LB, Miami (Fla.), 2016  
 Jayon Brown, LB, UCLA, 2017-21

### 56

Phil Perlo, G, Maryland, 1960  
 Wayne Frazier, C, Auburn, 1965  
 Olen Underwood, LB, Texas, 1966-70  
 Bob Young, G, Howad Payne, 1971  
 Guy Roberts, LB, Maryland, 1972-75  
 Dennis Havig, G, Colorado, 1976  
 Mike Murphy, LB, S.W. Missouri State, 1979  
 Art Stringer, LB, Ball State, 1980-81  
 Robert Abraham, LB, N.C. State, 1982-87  
 Toby Caston, LB, Louisiana State, 1988  
 Scott Kozak, LB, Oregon, 1989-93  
 Micheal Barrow, LB, Miami (Fla.), 1994-96  
 Lonnie Marts, LB, Tulane, 1997  
 Randall Godfrey, LB, Georgia, 2000-02  
 Ray Wells, LB, Arizona, 2003  
 Cody Spencer, LB, North Texas, 2004-05  
 Jon Dorenbos, LS, Texas El-Paso, 2006  
 Colin Allred, LB, Baylor, 2007-10  
 Akeem Ayers, LB, UCLA, 2011-14  
 Dontay Moch, OLB, Nevada, 2014  
 Sharif Finch, OLB, Temple, 2018-19  
 Daren Bates, LB, Auburn, 2020  
 Monty Rice, LB, Georgia, 2021

### 57

George Belotti, C, Southern California, 1960-61  
 Ed Watson, LB, Grambling, 1969  
 Richard Cheek, G, Auburn, 1972  
 Sam Gruneisen, C, Villanova, 1973  
 Steve Kiner, LB, Tennessee, 1974-78  
 John Corker, LB, Oklahoma State, 1980-82  
 Tim Joiner, LB, Louisiana State, 1983-84  
 Walter Johnson, LB, Louisiana Tech, 1987  
 Byron Johnson, LB, Baylor\*, 1987  
 Walter Johnson, LB, Louisiana Tech, 1988  
 Lenoy Jones, LB, Texas Christian, 1996-98  
 Frank Chamberlin, LB, Boston College, 2000-02

Jordan Kramer, LB, Idaho, 2003-04  
 Jon Dorenbos, LS, Texas El-Paso, 2005  
 Terna Nande, LB, Miami (Ohio), 2006  
 Rich Scanlon, LB, Syracuse, 2007  
 Josh Stamer, LB, South Dakota, 2008  
 Patrick Bailey, LB, Duke, 2010-13  
 James Anderson, LB, Virginia Tech, 2014  
 Justin Staples, LB, Illinois, 2014-16  
 Nigel Harris, LB, South Florida, 2018-19  
 Wyatt Ray, OLB, Boston College, 2020

### 58

Pete Barnes, LB, Southern, 1967-68  
 Ron Pritchard, LB, Arizona State, 1969-72  
 Marvin Davis, LB, Southern, 1974  
 Ralph Cindrich, LB, Pittsburgh, 1975  
 Tim Rossovich, LB, Southern California, 1976  
 David Carter, C, Western Kentucky, 1977-84  
 Mike Kelley, C/G, Notre Dame, 1985-87  
 John Brantley, LB, Georgia, 1989  
 Joe Bowden, LB, Oklahoma, 1992  
 Wilber Marshall, LB, Florida, 1993  
 Joe Bowden, LB, Oklahoma, 1995-99  
 Byron Thweatt, LB, Virginia, 2001  
 Ken Amato, LS, Montana State, 2003-11  
 Xavier Adibi, LB, Virginia Tech, 2012  
 Shaun Phillips, OLB, Purdue, 2014  
 Kaelin Burnett, LB, Nevada, 2014  
 Harold Landry III, OLB, Boston College, 2018-21

### 59

Phil Croyle, LB, Cal-Berkeley, 1971-73  
 Brian McConnell, LB, Michigan, 1973  
 Ted Washington, LB, Mississippi Valley, 1974-82  
 John Grimsley, LB, Kentucky, 1984-87  
 Scott Fox, LB, Austin Peay\*, 1987  
 John Grimsley, LB, Kentucky, 1988-90  
 Joe Bowden, LB, Oklahoma, 1993-94  
 James Logan, LB, Memphis, 1995  
 Dennis Stallings, LB, Illinois, 1997-98  
 Doug Colman, LB, Nebraska, 1999  
 Peter Sirmon, LB, Oregon, 2000-06  
 Gilbert Gardner, LB, Purdue, 2007  
 Stanford Kegljar, LB, Purdue, 2008-09  
 Tim Shaw, LB, Penn State, 2010-12  
 Rob Turner, C/G, New Mexico, 2013  
 Wesley Woodyard, LB, Kentucky, 2014-19  
 Tuzar Skipper, OLB, Toledo, 2020  
 John Simon, OLB, Ohio State, 2021

### 60

Jim McCannless, G, Clemson, 1960  
 Buzz Guy, G, Duke, 1961  
 Tom Regner, G, Notre Dame, 1967-72  
 Al Jenkins, G, Morris Brown, 1973  
 Ed Fisher, G, Arizona State, 1975-82  
 Hicham El-Mashtoub, C, Arizona, 1995-96  
 Kevin Long, C, Florida State, 1998-2001  
 Aaron Graham, C, Nebraska, 2002  
 Jacob Bell, G/T, Miami (Ohio), 2004-07  
 Kevin Matthews, C, Texas A&M, 2010-12  
 Chris Spencer, G/C, Mississippi, 2013-14  
 Quinton Spain, G, West Virginia, 2015  
 Ben Jones, C, Georgia, 2016-21

### 61

Bob Talamini, G, Kentucky, 1960-67  
 Hank Autry, C, Southern Mississippi, 1969-70  
 Walter Highsmith, T, Florida A&M, 1972  
 Harris Jones, G, J.C. Smith, 1973-74  
 Larry Harris, G, Oklahoma State, 1978

Wes Phillips, T, Lenoir Rhyne, 1979  
 Purvis Hunt, G/T, Mississippi State, 1995-96  
 Evan Pilgrim, G, Brigham Young, 1998  
 Barry Hall, OT, Middle Tennessee State, 2001  
 Marico Portis, G, Alabama, 2004  
 Joel Rodriguez, C, Miami (Fla.), 2005  
 Fernando Velasco, C/G, Georgia, 2009-12  
 Kevin Matthews, C, Texas A&M, 2013  
 Corey Levin, G/C, Chattanooga, 2017  
 Aaron Stinnie, G, James Madison, 2018-19  
 Corey Levin, G/C, Chattanooga, 2021

### 62

Wahoo McDaniel, LB, Oklahoma, 1960  
 Dick Frey, G, Texas A&M, 1961  
 Jim Hayes, DT, Jackson State, 1965-66  
 Ed Marcontell, G, Lamar Tech, 1967  
 Jim LeMoine, G, Utah State, 1968-69  
 Ken Grant, G, Howard Payne, 1970  
 Jerry Sturm, C, Illinois, 1971  
 Ralph Miller, G, Alabama State, 1972-73  
 John Schuhmacher, G, Southern California, 1978-85  
 Jerrell Franklin, G, Southern\*, 1987  
 Doug Kellemeier, G, Brigham Young\*, 1987  
 Craig Gray, C, Georgia Tech, 1999  
 Kyle DeVan, C/G, Oregon State, 2012  
 Brian Schwenke, C, California, 2013-17  
 Corey Levin, G/C, Chattanooga, 2018  
 Aaron Brewer, G/C, Texas State, 2020-21

### 63

Hogan Wharton, G, Houston, 1960-63  
 Doug Wilkerson, G, North Carolina Central, 1970  
 Levert Carr, T, No. Central State, 1972-73  
 Ronnie Carroll, G/DT, Sam Houston State, 1974-75  
 Steve Baumgartner, DE, Purdue, 1977-79  
 Bob Young, G, Howad Payne, 1980  
 Mike Munchak, G, Penn State, 1982-93

### 64

Fred Wallner, G, Notre Dame, 1960  
 Willis Perkins, G, Texas Southern, 1961, 1963  
 Bud McFadin, DT, Texas, 1964-65  
 Dick Swatland, G, Notre Dame, 1968  
 Ron Saul, G, Michigan State, 1970-75  
 George Reihner, G, Penn State, 1977-80, 1982  
 Joe Dixon, DT, Tulsa, 1987  
 Erik Norgard, C/G, Colorado, 1990-98  
 Gennaro DiNapoli, G, Virginia Tech, 2002  
 Eugene Amano, C/G, S.E. Missouri State, 2004  
 Seth Wand, T, N.W. Missouri State, 2006  
 Leroy Harris, G/C, N.C. State, 2007-12  
 Josh Kline, G, Kent State, 2016-18  
 Nate Davis, G, Charlotte, 2019-21

### 65

Gary Greaves, DE, Miami (Fla.), 1960  
 Elvin Bethea, DE, North Carolina A&T, 1968-83

### 66

Leo Reed, G, Colorado State, 1961  
 Sonny Bishop, G, Fresno State, 1964-69  
 Tom Funchess, T, Jackson State, 1971-73  
 Greg Davidson, C, North Texas, 1980-82  
 Pat Howell, G, Southern California, 1983-85  
 Clay Miller, T, Michigan\*, 1987  
 George Yarno, C/G, Washington State, 1989  
 Doug Dawson, G, Texas, 1990-93  
 Jason Layman, T/G, Tennessee, 1996-99  
 Gennaro DiNapoli, G, Virginia Tech, 2000-01  
 Mike Otto, T, Purdue, 2007-13

## ALL-TIME JERSEY NUMBERS

Josue Matias, G/T, Florida State, 2016  
Kevin Pamphile, G/T, Purdue, 2018-19

### 67

John Wittenborn, G, S.E. Missouri, 1964-68  
Mike Fanucci, DE, Arizona State, 1973  
Jimmy Dean, DE, Texas A&M, 1978  
Mike Stensrud, DT, Iowa State, 1979-85  
Karl Morgan, DT, UCLA, 1986  
Bob Otto, DE, Idaho State\*, 1987  
Jim Reid, T/G, Virginia, 1994-95  
Tom Ackerman, G, Eastern Washington, 2002-03  
Mitch Petrus, G, Arkansas, 2012  
Andy Levitre, G, Oregon State, 2013-14  
Quinton Spain, G, West Virginia, 2016-18

### 68

Tom Goode, C, Mississippi State, 1963-65  
Rich Stotter, LB, Houston, 1968  
Brian Goodman, G, UCLA, 1973-74  
Al Burton, DE, Bethune-Cookman, 1976  
Tom Randall, G, Iowa State, 1979  
Ralph Williams, G, Southern, 1982  
Les Studdard, C, Texas, 1983  
Mike Golic, DT, Notre Dame, 1985-87  
Vince Stroth, G, Brigham Young, 1987  
Almon Young, G, Bethune-Cookman\*, 1987  
Tim Roberts, DT, Southern Mississippi, 1992-94  
Matt Martin, T, Kansas State, 2002-03  
Kevin Mawae, C, Louisiana State, 2006-09  
Byron Stingily, T, Louisville, 2011-14  
Austin Pasztor, OL, Virginia, 2018  
Bobby Hart, T, Florida State, 2021

### 69

Tom Goode, C, Mississippi State, 1962  
Terry Stoepel, T, Tulsa, 1970  
Solomon Freelon, G, Grambling, 1972-74  
Andy Dorris, DE, New Mexico State, 1977-81  
Al Steinfeld, G/T, C.W. Post, 1983  
Doug Williams, T/G, Texas A&M, 1986-87  
Brett Petersmark, C, Eastern Michigan\*, 1987  
Doug Williams, T/G, Texas A&M, 1988  
Jon Runyan, T, Michigan, 1996-99  
Zach Piller, G, Florida, 2000-2006  
Zach Clayton, DT, Auburn, 2011  
Eric Olsen, G/C, Notre Dame, 2014  
Andy Gallik, C/G, Boston College, 2015  
Tyler Marz, T, Wisconsin, 2018  
Christian DiLauro, T, Illinois, 2021

### 70

Al Jamison, T, Colgate, 1960-62  
Scott Appleton, DT, Texas, 1964-66  
Carel Stith, DT, Nebraska, 1967-69  
Jim Harvey, G, Mississippi, 1972  
Robert Wells, T, J.C. Smith, 1972  
Tody Smith, DE, Southern California, 1973  
Ed Fisher, G, Arizona State, 1974  
Conway Hayman, G, Delaware, 1975-80  
Malcolm Taylor, DE, Tennessee State, 1982-83  
Dean Steinkuhler, G/T, Nebraska, 1984-91  
Stan Thomas, T, Texas, 1993-95  
Mark Hatfield, T, Bishop's (Que.), 1995  
Adam Haayer, OT, Minnesota, 2001  
Daniel Loper, OT, Texas Tech, 2005-08  
Troy Kropog, OL, Tulane, 2009-10, 2012  
Daniel Baldrige, T, Marshall, 2012  
Chance Warmack, G, Alabama, 2013-16  
Ty Sambrailo, T, Colorado State, 2020-21

### 71

Pete Davidson, WR, Citadel, 1960  
Stanley Faulkner, T, Texas, 1964  
Willie Jones, DE, Kansas State, 1967  
Tom Domres, DT, Wisconsin, 1968-71  
Bubba McCollum, DT, Kentucky, 1974  
Todd Simonsen, T, South Dakota State, 1976  
Joe Owens, DE, Alcorn State, 1976  
Ken Kennard, DE, Angelo State, 1977-83  
Richard Byrd, DT, Southern Mississippi, 1985-89  
Craig Veasey, DT/DE, Houston, 1992  
Mike Teeter, DE, Michigan, 1993-94  
Craig Veasey, DT/DE, Houston, 1995  
Melvin Hayes, T, Mississippi State, 1996-97  
Zach Piller, G, Florida, 1999  
Fred Miller, T, Baylor, 2000-04  
Michael Roos, T, Eastern Washington, 2005-14  
Dennis Kelly, T, Purdue, 2016-20  
Kendall Lamm, T, Appalachian State, 2021

### 72

Jerry Helluin, DT, Tulane, 1960  
Bob Kelly, DT, New Mexico State, 1962  
Dan Lanphear, DE, Wisconsin, 1962  
Jack Klotz, T, Penn State, 1964  
George Rice, DT, Louisiana State, 1966-70  
Kevin Hunt, T, Doane (Neb.), 1973-77  
Mark Koncar, T, Colorado, 1982  
Brian Sochia, DT, N.W. Oklahoma, 1983-85  
Kent Hill, G, Georgia Tech, 1986-87  
Willis Peguese, DE, Miami (Fla.), 1990-92  
Brad Hopkins, T, Illinois, 1993-2005  
Hall Davis, DE, Louisiana-Lafayette, 2010  
Deuce Lutui, G, Southern California, 2012  
Pat McQuistan, G/T, Weber State, 2013  
Michael Oher, T, Mississippi, 2014  
David Quessenberry, OL, San Jose State, 2019-21

### 73

Dan Lanphear, DE, Wisconsin, 1960  
Bob Kelly, DT, New Mexico State, 1961  
Bill Herchman, DT, Texas Tech, 1962  
Bob Kelly, DT, New Mexico State, 1963-64  
Norman Evans, T, Texas Christian, 1965  
George Allen, DT, West Texas State, 1966-67  
Bob Robertson, T, Illinois, 1968  
Leo Brooks, DT, Texas-Austin, 1970-72  
Vernon Vanoy, DT, Kansas, 1973  
Greg Sampson, T, Stanford, 1973-78  
Harvey Salem, T, Cal-Berkeley, 1983-86  
John Davis, G/C, Georgia Tech, 1987-88  
David Williams, T, Florida, 1989-95  
Scott Sanderson, T, Washington State, 1997-2000  
Justin Geisinger, C/G, Vanderbilt, 2006  
Jake Scott, G, Idaho, 2008-11  
Steve Hutchinson, G, Michigan, 2012  
Jeremiah Poutasi, G/T, Utah, 2015

### 74

George Shirkey, DT, Stephen F. Austin, 1960-61  
Dudley Meredith, DT, Lamar Tech, 1963  
Arthur Strahan, DE, Texas Southern, 1965  
Willie Parker, DT, Arkansas AM&N, 1967-70  
Gene Ferguson, T, Norfolk State, 1971-72  
Lee Thomas, DE, Jackson State, 1975  
Leon Gray, OT, Jackson State, 1979-81  
Bruce Matthews, G/C/T, Southern California, 1983-2001

### 75

Don Floyd, DE, Texas Christian, 1960-68

Dudley Meredith, DT, Lamar Tech, 1968  
Elbert Drungo, T, Tennessee State, 1969-77  
Jesse Baker, DE, Jacksonville State (Ala.), 1979-87  
Kenny Neil, DE, Iowa State\*, 1987  
Vince Stroth, G, Brigham Young, 1988  
Craig Veasey, DT/DE, Houston, 1993  
Bill Schultz, G, Southern California, 1994  
Irv Eatman, T, UCLA, 1995-96  
Benji Olson, G, Washington, 1998-2007  
Jovan Haye, DT, Vanderbilt, 2009-10  
Keyunta Dawson, DE, Texas Tech, 2012-13  
Terren Jones, T, Alabama State, 2014  
Antwaun Woods, NT, Southern California, 2016  
Jamil Douglas, G, Arizona State, 2019-20  
Dillon Radunz, OL, North Dakota State, 2021

### 76

Dalva Allen, DE, Houston, 1960  
Walt Suggs, T, Mississippi State, 1962-71  
Al Cowlings, LB, Southern California, 1973-74  
Morris Towns, T, Missouri, 1977-83  
Eric Moran, T, Washington, 1984-86  
Vince Stroth, G, Brigham Young, 1987  
Doug Mikolas, NT, Portland State, 1988  
Jeff Alm, DT, Notre Dame, 1990-93  
Jason Mathews, T, Texas A&M, 1998-2004  
David Stewart, T, Mississippi State, 2005-13  
Will Svitek, T, Stanford, 2014  
Byron Bell, OL, New Mexico, 2015-16  
Rodger Saffold III, G, Indiana, 2019-21

### 77

Rich Michael, T, Ohio State, 1960-66  
Rich Marshall, DT, Stephen F. Austin, 1967-68  
Ben Mayes, DT, Drake, 1969  
Spain Musgrove, DT, Utah State, 1970  
Sam Walton, T, East Texas State, 1971  
Council Rudolph, DE, Kentucky State, 1972  
Sid Smith, C, Southern California, 1974  
Bubba Smith, DE, Michigan State, 1975-76  
James Young, DE, Texas Southern, 1977-79  
Angelo Fields, T, Michigan State, 1980-81  
Doug France, T, Ohio State, 1983-84  
Malcolm Taylor, DE, Tennessee State, 1986  
Barry Pettyjohn, T, Pittsburgh, 1987  
Scott Boucher, G, N.E. Louisiana\*, 1987  
Bruce Davis, T, UCLA, 1987-89  
Kevin Donnalley, T/G, North Carolina, 1991-97  
Rod Walker, DT, Troy State, 2000  
Justin Hartwig, G, Kansas, 2002-05  
Sean Conover, DE, Bucknell, 2006-07  
Ryan Durand, G, Syracuse, 2010, 2012  
Taylor Lewan, T, Michigan, 2014-21

### 78

Ron Morrison, T, New Mexico, 1960  
Byron Beams, DT, Notre Dame, 1961  
Ed Culpepper, DT, Alabama, 1962-63  
Maxie Williams, G, S.E. Louisiana, 1965  
Glen Ray Hines, T, Arkansas, 1966-70  
Mike Tilleman, DT, Montana, 1971-72  
John Matuszak, DT, Tampa, 1973  
Curley Culp, DT, Arizona State, 1974-80  
Nick Eyre, T, Brigham Young, 1981  
Jerome Foster, DE, Ohio State, 1983-84  
Don Maggs, T/G, Tulane, 1986-92  
Keith McCants, DE, Alabama, 1993-94  
Anthony Cook, DE/DT, South Carolina State, 1995-98  
John Thornton, DT, West Virginia, 1999-2002  
Todd Williams, G/T, Florida State, 2003-05

## ALL-TIME JERSEY NUMBERS

DeQuincy Scott, DE/DT, Southern Mississippi, 2006  
 Jacob Ford, DE, Central Arkansas, 2007-10  
 Leger Douzable, DE, Central Florida, 2012  
 Joe Looney, C, Wake Forest, 2015  
 Jack Conklin, T, Michigan State, 2016-19  
 Marshall Newsome, T, Texas Christian, 2020  
 Woodrow Hamilton IV, DT, Mississippi, 2021  
 Da'Shawn Hand, DE, Alabama, 2021

### 79

Orville Trask, DT, Rice, 1960-61  
 Pat Holmes, DE, Texas Tech, 1966-72  
 Jim White, DE, Colorado State, 1974-75  
 Ernest Kirk, DE, Howard Payne, 1977  
 Wilson Whitley, DT, Houston, 1983  
 Bryan Caldwell, DE, Arizona State, 1984  
 Ray Childress, DL, Texas A&M, 1985-95  
 Saul Patu, DT, Oregon, 2001  
 Kevin Aldridge, DE/DT, Southern Methodist, 2002  
 Marcus White, DT, Murray State, 2005  
 Ulrich Winkler, DE, None, 2008  
 Kareem Brown, DL, Miami (Fla.), 2010  
 Pannel Egboh, DE, Stanford, 2012  
 Jarius Wynn, DE, Georgia, 2012  
 Jamon Meredith, T, South Carolina, 2014-15  
 Sebastian Tretola, G, Arkansas, 2016  
 Isaiah Wilson, T, Georgia, 2020

### 80

James Yeats, TE, Florida, 1960  
 Dalva Allen, DE, Houston, 1961  
 Gary Cutsinger, DE, Oklahoma State, 1962-67  
 Andy Rice, DT, Texas Southern, 1967  
 Gary Cutsinger, DE, Oklahoma State, 1968  
 Glenn Woods, DT, Prairie View, 1969  
 Ron Mayo, TE, Morgan State, 1973  
 John Little, DT, Oklahoma State, 1975-76  
 Harold Bailey, WR, Oklahoma State, 1982-83  
 Eric Mullins, WR, Stanford, 1984-85  
 Steve Tasker, WR, Northwestern, 1985-86  
 Curtis Duncan, WR, Northwestern, 1987  
 Leonard Harris, WR, Texas Tech\*, 1987  
 Curtis Duncan, WR, Northwestern, 1988-93  
 Haywood Jeffires, WR, N.C. State, 1994  
 James Thornton, TE, Cal State-Fullerton, 1995  
 Michael Roan, TE, Wisconsin, 1996-99  
 Chris Coleman, WR, N.C. State, 2001  
 Darrell Hill, WR, Northern Illinois, 2002-04  
 Bo Scaife, TE, Texas, 2005-10  
 Visanthe Shiancoe, TE, Morgan State, 2013  
 Derek Hagan, WR, Arizona State, 2014  
 Anthony Fasano, TE, Notre Dame, 2015-16  
 Chester Rogers, WR, Grambling State, 2021

### 81

Bob McLeod, TE, Abilene Christian, 1961-65  
 Jim Beirne, WR, Purdue, 1968-73  
 John Sawyer, TE, Southern Mississippi, 1975-76  
 Johnnie Dirden, WR, Sam Houston, 1978  
 Jeff Groth, WR, Bowling Green, 1979-80  
 Steve Bryant, WR, Purdue, 1982-84  
 Ernest Givins, WR, Louisville, 1986-94  
 Chris Sanders, WR, Ohio State, 1995-2001  
 Jake Schifino, WR, Akron, 2002-04  
 Jason McAddley, WR, Alabama, 2004  
 Brandon Jones, WR, Oklahoma, 2005-08  
 Kevin Curtis, WR, Utah State, 2011  
 Brandon Barden, TE, Vanderbilt, 2012-13  
 Josh Stewart, WR, Oklahoma State, 2014  
 Rico Richardson, WR, Jackson State, 2015  
 Jonnu Smith, TE, Florida International, 2017-20

Racey McMath, WR, Louisiana State, 2021

### 82

John Carson, TE, Georgia, 1960  
 Ed Husmann, DT, Nebraska, 1961-65  
 Ron Billingsley, DT, Wyoming, 1971-72  
 Mack Alston, TE, Maryland State, 1974-76  
 Gary Garrison, WR, San Diego State, 1977  
 Mike Renfro, WR, Texas Christian, 1978-83  
 Herkie Walls, WR, Texas, 1984  
 Willie Drewrey, WR, West Virginia, 1985-88  
 Tony Jones, WR, Texas, 1990-91  
 Mario Bailey, WR, Washington, 1992  
 Travis Hannah, WR, Southern California, 1993-95  
 Sheddrick Wilson, WR, Louisiana State, 1996  
 Derrick Mason, WR, Michigan State, 1997  
 Yancey Thigpen, WR, Winston-Salem State, 1998-2000  
 Eddie Berlin, WR, Northern Iowa, 2001-04  
 Courtney Roby, WR, Indiana, 2005-06  
 Biren Ealy, WR, Houston, 2007  
 Donnie Avery, WR, Houston, 2011  
 Delanie Walker, TE, Central Missouri, 2013-19

### 83

Ron Nery, DE, Kansas State, 1963  
 Willie Frazier, TE, Arkansas A&M, 1964-65, 1971  
 Bruce Bergey, DT, UCLA, 1971  
 Dave Parks, WR, Texas Tech, 1973  
 Jerry Broadnax, TE, Southern, 1974  
 Willie Frazier, TE, Arkansas A&M, 1975  
 Melvin Baker, WR, Texas Southern, 1976  
 Warren Anderson, WR, West Virginia State, 1978  
 Tim Smith, WR, Nebraska, 1980-86  
 Joey Walters, WR, Clemson, 1987  
 Leonard Harris, WR, Texas Tech, 1988-93  
 Tony Jones, WR, Texas, 1993  
 Malcolm Floyd (Seabron), WR, Fresno State, 1994-96  
 Isaac Byrd, WR, Kansas, 1997-99  
 Mike Leach, TE, William & Mary, 2000-01  
 Drew Bennett, WR, UCLA, 2002-06  
 Eric Moulds, WR, Mississippi State, 2007  
 Alge Crumpler, TE, North Carolina, 2008-09  
 Marc Mariani, WR, Montana, 2010-13  
 Rico Richardson, WR, Jackson State, 2014  
 Harry Douglas, WR, Louisville, 2015-17  
 Ryan Izzo, TE, Florida State, 2021

### 84

Jack Atchason, TE, Western Illinois, 1960  
 Ron McDole, DE, Nebraska, 1962  
 Bill Miller, DT, New Mexico Highlands, 1962  
 Ray Jacobs, DT, Howard Payne, 1963  
 Johnny Baker, LB, Mississippi State, 1963-66  
 Donnie Davis, TE, Southern, 1970  
 Mack Alston, TE, Maryland State, 1973  
 Billy Johnson, WR/KR, Widener, 1974-80  
 Mike Holston, WR, Morgan State, 1981-84  
 Herkie Walls, WR, Texas, 1985  
 Haywood Jeffires, WR, N.C. State, 1987-93  
 Webster Slaughter, WR, San Diego State, 1994  
 Haywood Jeffires, WR, N.C. State, 1995  
 Willie Davis, WR, Central Arkansas, 1997-98  
 Roell Preston, WR, Mississippi, 1999  
 Larry Brown, TE, Georgia, 1999-2000  
 Bashir Yamini, WR, Iowa, 2000  
 Chris Jackson, WR, Washington State, 2000  
 Shad Meier, TE, Kansas State, 2001-04  
 Ben Troupe, TE, Florida, 2005-07  
 Dwayne Blakley, TE, Missouri, 2008  
 Mark Jones, WR, Tennessee, 2009

Randy Moss, WR, Marshall, 2010  
 Taylor Thompson, TE, Southern Methodist, 2012-14  
 Corey Davis, WR, Western Michigan, 2017-20

### 85

Danny Brabham, LB, Arkansas, 1963-67  
 Floyd Rice, LB, Alcorn A&M, 1971-73  
 Tody Smith, DE, Southern California, 1974-76  
 Richard Ellender, WR, McNeese State, 1979  
 Carl Roaches, KR, Texas A&M, 1980-84  
 Drew Hill, WR, Georgia Tech, 1985-87  
 Chris Darrington, WR, Weber State\*, 1987  
 Drew Hill, WR, Georgia Tech, 1988-91  
 Willie Drewrey, WR, West Virginia, 1993  
 Pat Carter, TE, Florida State, 1994  
 Derek Russell, WR, Arkansas, 1996-97  
 Derrick Mason, WR, Michigan State, 1998-2004  
 Gregg Guenther, TE, Southern California, 2005  
 Jonathan Orr, WR, Wisconsin, 2006  
 Jamie Petrowski, TE, Indiana State, 2007  
 Nate Washington, WR, Tiffin, 2009-14  
 Chase Coffman, TE, Missouri, 2015  
 MyCole Pruitt, TE, Southern Illinois, 2018-21

### 86

John White, TE, Texas Southern, 1960-61  
 Bucky Wegener, DT, Missouri, 1962-63  
 Stan Fanning, DE, Idaho, 1964  
 Robert Evans, E, Texas A&M, 1965  
 Monte Ledbetter, WR, N.W. Louisiana, 1967  
 Mac Haik, WR, Mississippi, 1968-71  
 Clifton McNeil, WR, Grambling, 1973  
 Nat Hawkins, WR, Nevada-Las Vegas, 1975  
 Mike Barber, TE, Louisiana Tech, 1977-81  
 Walt Arnold, TE, New Mexico, 1982  
 Herkie Walls, WR, Texas, 1983  
 Mike Akiu, WR, Hawaii, 1985-86  
 Oliver Williams, WR, Illinois\*, 1987  
 Kenny Jackson, WR, Penn State, 1989  
 Alex Johnson, WR, Miami (Fla.), 1991  
 Corey Harris, WR, Vanderbilt, 1992  
 Damon Mays, WR, Missouri, 1992-93  
 Derek Russell, WR, Arkansas, 1995  
 Willie Davis, WR, Central Arkansas, 1996  
 Joey Kent, WR, Tennessee, 1997-99  
 Carl Pickens, WR, Tennessee, 2000  
 Justin McCareins, WR, Northern Illinois, 2001-03  
 Ben Troupe, TE, Florida, 2004  
 Roydell Williams, WR, Tulane, 2005-07  
 Daniel Graham, TE, Colorado, 2011  
 Chase Coffman, TE, Missouri, 2014  
 Andrew Turzilli, WR, Rutgers, 2015  
 Anthony Firkser, TE, Harvard, 2018-21

### 87

Charlie Hennigan, WR, N.W. Louisiana, 1961-66  
 Lionel Taylor, WR, New Mexico Highlands, 1967-68  
 Paul Zaeske, WR, North Park, 1969-70  
 Linzy Cole, WR, Texas Christian, 1971  
 Jim Butler, TE, Tulsa, 1972  
 Dave Smith, WR, Indiana (Pa.), 1972  
 Eddie Hinton, WR, Oklahoma, 1973  
 Emmett Edwards, WR, Kansas, 1975  
 Al Darby, WR, Florida, 1976  
 Conrad Rucker, TE, Southern, 1978-79  
 Dave Casper, TE, Notre Dame, 1980-83  
 Walt Arnold, TE, New Mexico, 1983  
 Jamie Williams, TE, Nebraska, 1984-87  
 Scott Eccles, TE, E. New Mexico\*, 1987  
 Jamie Williams, TE, Nebraska, 1988  
 Bob Mrosko, TE, Penn State, 1989



Pat Coleman, WR, Mississippi, 1990-94  
 James McKeehan, TE, Texas A&M, 1995-97  
 Kevin Dyson, WR, Utah, 1998-2002  
 Tyrone Calico, WR, Middle Tennessee State, 2003-05

David Givens, WR, Notre Dame, 2006-07  
 Lavelle Hawkins, WR, California, 2008-12  
 Kevin Walter, WR, Eastern Michigan, 2013  
 Brett Brackett, TE, Penn State, 2014  
 Marc Mariani, WR, Montana, 2016  
 Eric Decker, WR, Minnesota, 2017  
 Geoff Swaim, TE, Texas, 2020-21

**88**

Albert Witcher, S, Baylor, 1960  
 Willard Dewveall, TE, Southern Methodist, 1961-64  
 Bob Poole, TE, Clemson, 1966-67  
 Ed Carrington, TE, Virginia, 1969  
 Claude Harvey, LB, Prairie View, 1970  
 Allen Aldridge, DE, Prairie View, 1972  
 Jim Beirne, WR, Purdue, 1975-76  
 Jimmie Giles, TE, Alcorn, 1977  
 Rich Caster, WR, Jackson State, 1978-80  
 Billy Brooks, WR, Oklahoma, 1981  
 Chris Dressel, TE, Stanford, 1983-86  
 Mitch Daum, TE, Wyoming, 1987  
 Chris Verhulst, TE, Chico State, 1988-89  
 Bernard Ford, WR, Central Florida, 1990  
 Gary Wellman, WR, Southern California, 1991-94  
 Jackie Harris, TE, N.E. Louisiana, 1998-99  
 Erron Kinney, TE, Florida, 2000-06  
 Ben Hartsock, TE, Ohio State, 2007  
 Craig Stevens, TE, California, 2008-15  
 Jace Amaro, TE, Texas Tech, 2016  
 Luke Stocker, TE, Tennessee, 2017-18  
 Marcus Johnson, WR, Texas, 2021

**89**

Bill Groman, WR, Heidelberg, 1960-62  
 Dobie Craig, WR, Howard Payne, 1964  
 George Kinney, DE, Wylie, 1965  
 Bill Groman, WR, Heidelberg, 1966  
 Alvin Reed, TE, Prairie View, 1967-72  
 Earl Thomas, WR/TE, Houston, 1976  
 Eddie Foster, WR, Houston 1977-78  
 Mike McCloskey, TE, Penn State, 1983-85  
 Jeff Parks, TE, Auburn, 1986-87  
 Gerald McNeil, WR, Baylor, 1990  
 Frank Miotke, WR, Grand Valley State, 1991  
 Webster Slaughter, WR, San Diego State, 1992-93  
 Reggie Brown, WR, Alabama State, 1994  
 Frank Wycheck, TE, Maryland, 1995-2003  
 Cooper Wallace, TE, Auburn, 2006  
 Jared Cook, TE, South Carolina, 2009-12  
 Richard Gordon, TE, Miami (Fla.), 2014  
 Matthew Mulligan, TE, Maine, 2014  
 Phillip Supernaw, TE, Ouachita Baptist, 2015-17  
 Cole Wick, TE, Incarnate Word, 2018  
 Tommy Hudson, TE, Arizona State, 2021

**90**

George Webster, LB, Michigan State, 1967-72  
 Daryle Skaugstad, DT, California-Berkeley, 1981-82  
 Bob Hamm, DE, Nevada-Reno, 1983-84  
 Toby Caston, LB, Louisiana State, 1987  
 Ezra Johnson, DE, Morris Brown, 1990-91  
 Kenny Davidson, DE, Louisiana State, 1994-95  
 James Robertson, DE, Florida State, 1996-98  
 Jevon Kearse, DE, Florida, 1999-2003  
 Randy Starks, DT, Maryland, 2004-07  
 Jevon Kearse, DE, Florida, 2008-09  
 Marcus Howard, DE, Georgia, 2010  
 Derrick Morgan, DE/OLB, Georgia Tech, 2010-11  
 Scott Solomon, DE, Rice, 2012

Antonio Johnson, DT, Mississippi State, 2013  
 DaQuan Jones, DL, Penn State, 2014-20  
 Naquan Jones, DT, Michigan State, 2021

**91**

Greg Sampson, T, Stanford, 1972-73  
 Johnny Meads, LB, Nicholls State, 1984-92  
 Josh Evans, DT, Alabama Birmingham, 1995-99, 2001  
 Albert Haynesworth, DT, Tennessee, 2002  
 Anthony Dunn, DE, Northern Colorado, 2003  
 Travis LaBoy, DE, Hawaii, 2004-07  
 Jason Jones, DT, Eastern Michigan, 2008-11  
 Derrick Morgan, DE/OLB, Georgia Tech, 2012-18  
 Cameron Wake, OLB, Penn State, 2019  
 Larrell Murchison, DL, North Carolina State, 2020-21

**92**

Tom Briehl, LB, Stanford, 1985-87  
 Anthony Spears, DE, Portland State, 1989  
 Henry Ford, DE, Arkansas, 1994-2002  
 Albert Haynesworth, DT, Tennessee, 2003-08  
 Will Witherspoon, LB, Georgia, 2010-12  
 Ropati Pitoitua, DE, Washington State, 2013-15  
 Mehdi Abdesmad, DE, Boston College, 2016  
 Kevin Dodd, OLB, Clemson, 2017  
 Matt Dickerson, DE, UCLA, 2018-20  
 Ola Adeniyi, OLB, Toledo, 2021

**93**

Robert Lyles, LB, Texas Christian, 1984-90  
 Rick Graf, LB, Wisconsin, 1991-92  
 Jeremy Nunley, DE, Alabama, 1994-95  
 Mike Halapin, DT, Pittsburgh, 1996-97  
 Mike Sutton, DE, Louisiana State, 1998  
 Byron Frisch, DE, Brigham Young, 2000  
 Kevin Carter, DE, Florida, 2001-04  
 Kyle Vanden Bosch, DE, Nebraska, 2005-09  
 Jason Babin, DE, Western Michigan, 2010  
 Shaun Smith, DT, South Carolina, 2011  
 Mike Martin, DL, Michigan, 2012-15  
 Kevin Dodd, OLB, Clemson, 2016  
 Erik Walden, OLB, Middle Tennessee State, 2017  
 Reggie Gilbert, OLB, Arizona, 2019  
 Teair Tart, DT, Florida International, 2020-21

**94**

Frank Bush, LB, N.C. State, 1985-86  
 Charles Martin, DT, Livingston, 1987  
 Eric Larkin, T, Miami (Fla.)\*, 1987  
 Glenn Montgomery, DT, Houston, 1989-95  
 Kendrick Burton, DE, Alabama, 1996  
 Mike Frederick, DE, Virginia, 1999  
 Juqua Thomas, DE, Oklahoma State, 2001-04  
 Jesse Mahelona, DT, Tennessee, 2006-07  
 Bryce Fisher, DE, Air Force, 2007  
 Sen'Derrick Marks, DT, Auburn, 2009-12  
 Sammie Hill, DT/NT, Stillman, 2013-15  
 Austin Johnson, DL, Penn State, 2016-19  
 Jack Crawford, DE, Penn State, 2020  
 Amani Bledsoe, DE, Oklahoma, 2021

**95**

Allen Aldridge, DE, Prairie View, 1971  
 William Fuller, DE, North Carolina, 1986-87  
 Dwain Turner, DT, Rice\*, 1987  
 William Fuller, DE, North Carolina, 1988-93  
 Kanavis McGhee, DE, Colorado, 1995  
 Joe Salave'a, DT, Arizona, 1998-2001  
 Bo Schobel, DE, Texas Christian, 2004-05  
 Josh Savage, DE, Utah, 2006  
 William Hayes, DE, Winston-Salem State, 2008-11  
 Kamerion Wimbley, DE/OLB, Florida State, 2012-14

Angelo Blackson, DE, Auburn, 2015-16  
 David King, DE, Oklahoma, 2017  
 Anthony Rush, DT, Alabama-Birmingham, 2021  
 Eli Ankou, DT, UCLA, 2021  
 Kyle Peko, DT, Oregon State, 2021

**96**

Sean Jones, DE, Northeastern, 1988-93  
 Gary Walker, DT, Auburn, 1995-98  
 Mike Jones, DT/DE, N.C. State, 1999  
 Keith Embray, DE, Utah, 2000-01  
 James Atkins, DT, Virginia Union, 2002-03  
 Jared Clauss, DT, Iowa, 2004-05  
 Robaire Smith, DT, Michigan State, 2006  
 Antonio Johnson, DT, Mississippi State, 2007  
 Corey Simon, DT, Florida State, 2007  
 Kevin Vickerson, DT, Michigan State, 2007-09  
 Amon Gordon, DT, Stanford, 2010  
 Malcolm Sheppard, DT, Arkansas, 2010-11  
 DaJohn Harris, DT, Southern California, 2012  
 Al Woods, NT, Louisiana State, 2014-16  
 Sylvester Williams, NT, North Carolina, 2017  
 Bennie Logan, DL, Louisiana State, 2018  
 Brent Urban, DE, Virginia, 2019  
 Joey Ivie, DT, Florida, 2019  
 Denico Autry, DL, Mississippi State, 2021

**97**

Mike Johnson, DE, Illinois, 1984-85  
 Robert Banks, DE, Notre Dame, 1988  
 Lee Williams, DE, Bethune-Cookman, 1991-93  
 Bryant Mix, DT, Alcorn State, 1996-97  
 Jason Fisk, DT, Stanford, 1999-2001  
 Carlos Hall, DE, Arkansas, 2002-04  
 Tony Brown, DT, Memphis, 2006-10  
 Karl Klug, DT, Iowa, 2011-17  
 Darius Kilgo, NT, Maryland, 2018  
 Isaiah Mack, DT, Chattanooga, 2019-20  
 Caraun Reid, DT, Princeton, 2021  
 Kevin Strong, DE, Texas-San Antonio, 2021

**98**

Mark Studaway, DE, Tennessee, 1984  
 Lynn Madsen, DE, Washington, 1986  
 Rayford Cooks, DE, North Texas State\*, 1987  
 Natu Tuatagaloa, DT/DE, California, 1995  
 Pratt Lyons, DT/DE, Troy State (Ala.), 1997-98  
 Robaire Smith, DT, Michigan State, 2000-03  
 Antwan Odom, DE, Alabama, 2004-07  
 Dave Ball, DE, UCLA, 2008-12  
 Lavar Edwards, DE, Louisiana State, 2013  
 Brian Orakpo, LB, Texas, 2015-18  
 Jeffery Simmons, DT, Mississippi State, 2019-2021

**99**

Ernie Ladd, DT, Grambling, 1966  
 Doug Smith, DT, Auburn, 1985-92  
 Robert Young, DE, Mississippi State, 1996  
 Kenny Holmes, DE, Miami (Fla.), 1997-2000  
 Kris Kocurek, DT, Texas Tech, 2001-02  
 Rien Long, DT, Washington State, 2003-06  
 Demetrin Veal, DT, Tennessee, 2007  
 Amon Gordon, DT, Stanford, 2008  
 Eric Bakhtiari, DE, San Diego, 2009  
 Marques Douglas, DT, Howard, 2010  
 Jurrell Casey, DT, Southern California, 2011-19  
 Jadeveon Clowney, OLB, South Carolina, 2020  
 Rashad Weaver, OLB, Pittsburgh, 2021

\* Played in replacement games only







## ALL-TIME PRACTICE SQUAD PLAYERS

### 2018

<b>Batson, Cameron</b>	<b>WR</b>
Cunningham, Jerome	TE
<b>Dawkins, Dalyn</b>	<b>RB</b>
Douglas, Jamil	G
<b>Durden, Kenneth</b>	<b>CB</b>
<b>Firkser, Anthony</b>	<b>TE</b>
Hansen, Chad	WR
<b>Harris, Nigel</b>	<b>LB</b>
Jordan, Mike	DB
<b>Kalu, Joshua</b>	<b>DB</b>
<b>Kilgo, Darius</b>	<b>NT</b>
<b>Lewis, LaTroy</b>	<b>LB</b>
Lewis Jr., Roger	WR
<b>Marz, Tyler</b>	<b>T</b>
Morgan, Jordan	OL
President, Gimel	OLB
Proehl, Austin	WR
Quessenberry, David	OL
Raymond, Kalif	WR
Ross, Devin	WR
Shelton, Coleman	C/G
Silberman, Ian	OL
Simon, Deon	DL
<b>Spillane, Robert</b>	<b>LB</b>
Stringfellow, Damore'ea	WR
Vickers, Kendal	DE
Webb, Damon	S
Woodside, Logan	QB

### 2019

Bledsoe, Amani	DE
Davis II, Jamal	OLB
<b>Davis, Rashard</b>	<b>WR</b>
<b>Dawkins, Dalyn</b>	<b>RB</b>
Durden, Kenneth	CB
Eligwe, Ukeme	LB
<b>Harris, Nigel</b>	<b>LB</b>
Hesse, Parker	TE
<b>Hollister, Cody</b>	<b>WR</b>
<b>Ivie, Joey</b>	<b>DT</b>
Johnson, Lyndon	DT
Munyer, Daniel	C
<b>Orr, Kareem</b>	<b>CB</b>
Pankey, Adam	OL
<b>Quessenberry, David</b>	<b>OL</b>
<b>Raymond, Kalif</b>	<b>WR</b>
<b>Roberson, Derick</b>	<b>OLB</b>
Smith, Josh	OLB
<b>Stinnie, Aaron</b>	<b>G</b>
Thompson, Trevion	WR
White, Papi	WR
Wilson, Shaun	RB
Woodside, Logan	QB

### 2020

Adams, Paul	T
Allen, Ryan	P
<b>Bates, Daren</b>	<b>LB</b>
<b>Batson, Cameron</b>	<b>WR</b>
<b>Borders, Breon</b>	<b>CB</b>
Brown, Miles	DL
<b>Compton, Will</b>	<b>LB</b>

<b>Daniel, Trevor</b>	<b>P</b>
Davis II, Jamal	OLB
Davis, Rashard	WR
<b>Foreman, D'Onta</b>	<b>RB</b>
Hesse, Parker	TE
<b>Hollister, Cody</b>	<b>WR</b>
Hudson, Tommy	TE
Kemp, Brandon	T
Kizer, DeShone	QB
<b>Mabin, Greg</b>	<b>CB</b>
McCann, Tucker	K
<b>Munyer, Daniel</b>	<b>C</b>
Nelson, Picasso	DB
<b>Newhouse, Marshall</b>	<b>T</b>
Orchard, Nate	OLB
<b>Orr, Kareem</b>	<b>CB</b>
Orzech, Matt	LS
<b>Overton, Matt</b>	<b>LS</b>
<b>Quessenberry, David</b>	<b>T</b>
<b>Ray, Wyatt</b>	<b>OLB</b>
<b>Reed, Brooks</b>	<b>OLB</b>
Rogers, Chester	WR
Siemian, Trevor	QB
<b>Skipper, Tuzar</b>	<b>OLB</b>
<b>Sloman, Sam</b>	<b>K</b>
Smith, Kobe	NT
Smith, Maurice	DB
<b>Tart, Tear</b>	<b>DT</b>
Tavecchio, Gio	K

### 2021

Adams, Paul	T
Anderson, Abdullah	DE
<b>Ankou, Eli</b>	<b>DT</b>
<b>Badgley, Michael</b>	<b>K</b>
Barkley, Matt	QB
<b>Bledsoe, Amani</b>	<b>DE</b>
Boddy-Calhoun, Brian	CB
<b>Borders, Breon</b>	<b>CB</b>
Brooks, Nate	CB
Brown, Andrew	DL
<b>Bullock, Randy</b>	<b>K</b>
<b>Carter, Jamal</b>	<b>S</b>
Carter, Shyheim	DB
<b>Carter, Tory</b>	<b>FB</b>
Clemons, Rodney	DB
<b>Cole, Dylan</b>	<b>LB</b>
<b>DiLauro, Christian</b>	<b>T</b>
<b>Finch, Sharif</b>	<b>OLB</b>
<b>Fitzpatrick, Dez</b>	<b>WR</b>
<b>Foreman, D'Onta</b>	<b>RB</b>
Forristall, Miller	TE
Fort, Austin	TE
Gray, Derwin	OL
<b>Hamilton IV, Woodrow</b>	<b>DT</b>
<b>Hand, Da'Shawn</b>	<b>DE</b>
<b>Hart, Bobby</b>	<b>T</b>
<b>Hilliard, Dontrell</b>	<b>RB</b>
<b>Hogan, Kevin</b>	<b>QB</b>
<b>Hollister, Cody</b>	<b>WR</b>
Hudson, Tommy	TE
Johnson, Jan	LB
<b>Jones, Chris</b>	<b>CB</b>
Jones, Joe	LB

<b>Jones, Naquan</b>	<b>DT</b>
<b>Kinsey, Mason</b>	<b>WR</b>
Kizer, DeShone	QB
<b>Levin, Corey</b>	<b>C</b>
Mack, Austin	WR
<b>McDougald, Bradley</b>	<b>S</b>
<b>McNichols, Jeremy</b>	<b>RB</b>
<b>Munyer, Daniel</b>	<b>C</b>
Murray, Jimmy	C
Ogbuehi, Cedric	T
<b>Peko, Kyle</b>	<b>DT</b>
<b>Peterson, Adrian</b>	<b>RB</b>
<b>Pruitt, MyCole</b>	<b>TE</b>
<b>Reid, Caraun</b>	<b>DT</b>
Roos, Jordan	G
Rowland, Chris	WR
Santoso, Ryan	K
<b>Sargent, Mekhi</b>	<b>RB</b>
Scott, Caleb	WR
Scott, Niles	NT
<b>Simon, John</b>	<b>OLB</b>
Skipper, Tuzar	OLB
Smith, Rodney	RB
<b>Strong, Kevin</b>	<b>DE</b>
Tate, Golden	WR
<b>Wilkins, Jordan</b>	<b>RB</b>

*(Bold denotes promoted to active roster)*

## ALL-TIME NFL EUROPA PLAYERS

*(Bold denotes played on Titans active roster)*

			<b>2002</b>				<b>2005</b>			
	<b>1998</b>		Carson, Elliott	TE	Scotland	Herrell, Ben	T	Amsterdam		
<b>McCullough, George</b>	<b>CB</b>	<b>Barcelona</b>	Cooper, Rafael	RB	Amsterdam	LeJeune, Norman	S	Amsterdam		
Mustafa, Isaiah	WR	Barcelona	<b>Daft, Kevin</b>	<b>QB</b>	<b>Amsterdam</b>	Massey, Sam	CB	Berlin		
<b>Ritchey, James</b>	<b>QB</b>	<b>Barcelona</b>	Rafferty, Ian	G	Amsterdam	<b>Payton, Jarrett</b>	<b>RB</b>	<b>Amsterdam</b>		
<b>Williams, Armon</b>	<b>S</b>	<b>Barcelona</b>	Raynock, Chase	T	Amsterdam	Smith, Joe	RB	Rhein		
			Snelling, Robbie	TE	Barcelona	Strong, Derrick	DE	Rhein		
			Thomas, Mark	TE	Rhein	Swaggert, Brent	T	Cologne		
			Witczak, Jason	K	Rhein					
						<b>2006</b>				
Byrd, Israel	CB	Berlin	<b>Aldridge, Kevin</b>	<b>DE</b>	<b>Barcelona</b>	Anderson, Jason	WR	Frankfurt		
<b>Sutton, Mike</b>	<b>DE</b>	<b>Rhein</b>	<b>Hayes, Chad</b>	<b>TE</b>	<b>Berlin</b>	Erickson, Mike	G	Berlin		
						<b>2007</b>				
<b>Daft, Kevin</b>	<b>QB</b>	<b>Scotland</b>	Blakley, Dwayne	TE	Rhein	Newberry, Jared	LB	Frankfurt		
<b>Glover, Phil</b>	<b>LB</b>	<b>Scotland</b>	Branch, Mario	T	Amsterdam	Rodriguez, Joel	C	Berlin		
Ware, Brad	S	Barcelona	Jackson, Ray	RB	Berlin	<b>Sandy, Justin</b>	<b>S</b>	<b>Frankfurt</b>		
			Smith, Steve	CB	Cologne	<b>Small, O.J.</b>	<b>WR</b>	<b>Amsterdam</b>		
			Washburn, Brady	T	Amsterdam					
			Wright, Thomas	S	Scotland					
Brown, Demario	RB	Rhein				Adibi, Nathaniel	DE	Hamburg		
<b>Coleman, Chris</b>	<b>WR</b>	<b>Amsterdam</b>				Douglas, Cody	G	Cologne		
Davis, Wade	CB	Berlin				Pakulak, Glenn	P	Amsterdam		
<b>Green, Mike</b>	<b>RB</b>	<b>Barcelona</b>				<b>Petrowski, Jamie</b>	<b>TE</b>	<b>Frankfurt</b>		
						Ross, Richie	WR	Amsterdam		

## ALL-TIME STARTING QUARTERBACK SUMMARY (REGULAR SEASON)

Quarterback	Seasons	Wins	Losses	Ties	Pct.	Quarterback	Seasons	Wins	Losses	Ties	Pct.
George Blanda	1960-66	44	38	0	.537	Billy Joe Tolliver	1994	0	7	0	.000
Jacky Lee	1960-67	4	5	1	.450	Bucky Richardson	1992-94	1	3	0	.250
Don Trull	1964-69	4	9	2	.333	Chris Chandler	1995-96	11	14	0	.440
Buddy Humphrey	1966	0	1	0	.000	Steve McNair	1995-05	76	55	0	.580
Pete Beathard	1967-69	15	11	0	.577	Neil O'Donnell	1999-03	6	2	0	.750
Bob Davis	1967-69	3	2	1	.583	Billy Volek	2000-06	3	7	0	.300
Charley Johnson	1970-71	3	11	0	.214	Matt Mauck	2005	0	1	0	.000
Jerry Rhome	1970	0	3	1	.125	Vince Young	2006-10	30	17	0	.638
Dan Pastorini	1971-79	53	54	0	.495	Kerry Collins	2006-10	15	17	0	.469
Lynn Dickey	1971-74	2	7	1	.250	Rusty Smith	2010-11	0	1	0	.000
Kent Nix	1972	0	2	0	.000	Matt Hasselbeck	2011-12	11	10	0	.524
John Hadl	1976-77	1	5	0	.167	Jake Locker	2011-14	9	14	0	.391
Gifford Nielsen	1978-83	3	11	0	.214	Ryan Fitzpatrick	2013	3	6	0	.333
Ken Stabler	1980-81	16	12	0	.571	Charlie Whitehurst	2014	1	4	0	.200
John Reaves	1981	1	1	0	.500	Zach Mettenberger	2014-15	0	10	0	.000
Archie Manning	1982-83	0	8	0	.000	Marcus Mariota	2015-19	29	32	0	.475
Oliver Luck	1982-86	3	6	0	.333	Matt Cassel	2016-17	1	1	0	.500
Warren Moon	1984-93	70	69	0	.504	Blaine Gabbert	2018	2	1	0	.667
Brent Pease	1987-88	2	1	0	.667	Ryan Tannehill	2019-21	30	13	0	.698
Cody Carlson	1987-94	11	8	0	.579						



Ryan Tannehill led the Titans to 18 regular season wins and a pair of playoff appearances in his first two seasons with the club.



## YEAR-BY-YEAR STARTING QUARTERBACKS

### 2021 (12-5)

Date	W-L	Opponent	Starter
Sept. 12	L	Arizona	Tannehill
Sept. 19	W	Seattle	Tannehill
Sept. 27	W	Indianapolis	Tannehill
Oct. 3	L	New York Jets	Tannehill
Oct. 10	W	Jacksonville	Tannehill
Oct. 18	W	Buffalo	Tannehill
Oct. 24	W	Kansas City	Tannehill
Oct. 31	W	Indianapolis	Tannehill
Nov. 7	W	L.A. Rams	Tannehill
Nov. 14	W	New Orleans	Tannehill
Nov. 21	L	Houston	Tannehill
Nov. 28	L	New England	Tannehill
Dec. 12	W	Jacksonville	Tannehill
Dec. 19	L	Pittsburgh	Tannehill
Dec. 23	W	San Francisco	Tannehill
Jan. 2	W	Miami	Tannehill
Jan. 9	W	Houston	Tannehill

#### Divisional

Jan. 22	L	Cincinnati	Tannehill
---------	---	------------	-----------

**Tannehill (12-5, 0-1)**

### 2020 (11-5)

Date	W-L	Opponent	Starter
Sept. 14	W	at Denver	Tannehill
Sept. 20	W	Jacksonville	Tannehill
Sept. 27	W	at Minnesota	Tannehill
Oct. 13	W	Buffalo	Tannehill
Oct. 18	W	Houston	Tannehill
Oct. 25	L	Pittsburgh	Tannehill
Nov. 1	L	at Cincinnati	Tannehill
Nov. 8	W	Chicago	Tannehill
Nov. 12	L	Indianapolis	Tannehill
Nov. 22	W	at Baltimore	Tannehill
Nov. 29	W	at Indianapolis	Tannehill
Dec. 6	L	Cleveland	Tannehill
Dec. 13	W	at Jacksonville	Tannehill
Dec. 20	W	Detroit	Tannehill
Dec. 27	L	at Green Bay	Tannehill
Jan. 3	W	at Houston	Tannehill

#### Wild Card

Jan. 10	L	Baltimore	Tannehill
---------	---	-----------	-----------

**Tannehill (11-5, 0-1)**

### 2019 (9-7)

Date	W-L	Opponent	Starter
Sept. 8	W	at Cleveland	Mariota
Sept. 15	L	Indianapolis	Mariota
Sept. 19	L	at Jacksonville	Mariota
Sept. 29	W	at Atlanta	Mariota
Oct. 6	L	Buffalo	Mariota
Oct. 13	L	at Denver	Mariota
Oct. 20	W	L.A. Chargers	Tannehill
Oct. 27	W	Tampa Bay	Tannehill
Nov. 3	L	at Carolina	Tannehill
Nov. 10	W	Kansas City	Tannehill
Nov. 24	W	Jacksonville	Tannehill
Dec. 1	W	at Indianapolis	Tannehill
Dec. 8	W	at Oakland	Tannehill
Dec. 15	L	Houston	Tannehill
Dec. 22	L	New Orleans	Tannehill
Dec. 30	W	at Houston	Tannehill

#### Wild Card

Jan. 4	W	at New England	Tannehill
--------	---	----------------	-----------

#### Divisional

Jan. 11	W	at Baltimore	Tannehill
---------	---	--------------	-----------

#### AFC Championship

Jan. 19	L	at Kansas City	Tannehill
---------	---	----------------	-----------

**Mariota (2-4), Tannehill (7-3, 2-1)**

### 2018 (9-7)

Date	W-L	Opponent	Starter
Sept. 9	L	at Miami	Mariota
Sept. 16	W	Houston	Gabbert
Sept. 23	W	at Jacksonville	Gabbert
Sept. 30	W	Philadelphia	Mariota
Oct. 7	L	at Buffalo	Mariota
Oct. 14	L	Baltimore	Mariota
Oct. 21	L	at L.A. Chargers	Mariota
Nov. 5	W	at Dallas	Mariota
Nov. 11	W	New England	Mariota
Nov. 18	L	at Indianapolis	Mariota
Nov. 26	L	at Houston	Mariota
Dec. 2	W	N.Y. Jets	Mariota
Dec. 6	W	Jacksonville	Mariota
Dec. 16	W	at N.Y. Giants	Mariota
Dec. 22	W	Washington	Mariota
Dec. 30	L	Indianapolis	Gabbert

**Mariota (7-6), Gabbert (2-1)**

### 2017 (9-7)

Date	W-L	Opponent	Starter
Sept. 10	L	Oakland	Mariota
Sept. 17	W	at Jacksonville	Mariota
Sept. 24	W	Seattle	Mariota
Oct. 1	L	at Houston	Mariota
Oct. 8	L	at Miami	Cassel
Oct. 16	W	Indianapolis	Mariota
Oct. 22	W	at Cleveland	Mariota
Nov. 5	W	Baltimore	Mariota
Nov. 12	W	Cincinnati	Mariota
Nov. 16	L	at Pittsburgh	Mariota
Nov. 26	W	at Indianapolis	Mariota
Dec. 3	W	Houston	Mariota
Dec. 10	L	at Arizona	Mariota
Dec. 17	L	at San Francisco	Mariota
Dec. 24	L	Los Angeles Rams	Mariota
Dec. 31	W	Jacksonville	Mariota

#### Wild Card

Jan. 6	W	at Kansas City	Mariota
--------	---	----------------	---------

#### Divisional

Jan. 13	L	at New England	Mariota
---------	---	----------------	---------

**Mariota (9-6, 1-1), Cassel (0-1)**

### 2016 (9-7)

Date	W-L	Opponent	Starter
Sept. 11	L	Minnesota	Mariota
Sept. 18	W	at Detroit	Mariota
Sept. 25	L	Oakland	Mariota
Oct. 2	L	at Houston	Mariota
Oct. 9	W	at Miami	Mariota
Oct. 16	W	Cleveland	Mariota
Oct. 23	L	Indianapolis	Mariota
Oct. 27	W	Jacksonville	Mariota
Nov. 6	L	at San Diego	Mariota
Nov. 13	W	Green Bay	Mariota
Nov. 20	L	at Indianapolis	Mariota
Nov. 27	W	at Chicago	Mariota
Dec. 11	W	Denver	Mariota
Dec. 18	W	at Kansas City	Mariota
Dec. 24	L	at Jacksonville	Mariota
Jan. 1	W	Houston	Cassel

**Mariota (8-7), Cassel (1-0)**

### 2015 (3-13)

Date	W-L	Opponent	Starter
Sept. 13	W	at Tampa Bay	Mariota
Sept. 20	L	at Cleveland	Mariota
Sept. 27	L	Indianapolis	Mariota
Oct. 11	L	Buffalo	Mariota

Oct. 18	L	Miami	Mariota
Oct. 25	L	Atlanta	Mettenberger
Nov. 1	L	at Houston	Mettenberger
Nov. 8	W	at New Orleans	Mariota
Nov. 15	L	Carolina	Mariota
Nov. 19	L	at Jacksonville	Mariota
Nov. 29	L	Oakland	Mariota
Dec. 6	W	Jacksonville	Mariota
Dec. 13	L	at N.Y. Jets	Mariota
Dec. 20	L	at New England	Mariota
Dec. 27	L	Houston	Mettenberger
Jan. 3	L	at Indianapolis	Mettenberger

**Mariota (3-9), Mettenberger (0-4)**

### 2014 (2-14)

Date	W-L	Opponent	Starter
Sept. 7	W	at Kansas City	Locker
Sept. 14	L	Dallas	Locker
Sept. 21	L	at Cincinnati	Locker
Sept. 28	L	at Indianapolis	Whitehurst
Oct. 5	L	Cleveland	Locker
Oct. 12	W	Jacksonville	Whitehurst
Oct. 19	L	at Washington	Whitehurst
Oct. 26	L	Houston	Mettenberger
Nov. 9	L	at Baltimore	Mettenberger
Nov. 17	L	Pittsburgh	Mettenberger
Nov. 23	L	at Philadelphia	Mettenberger
Nov. 30	L	at Houston	Mettenberger
Dec. 7	L	N.Y. Giants	Mettenberger
Dec. 14	L	N.Y. Jets	Locker
Dec. 18	L	at Jacksonville	Whitehurst
Dec. 28	L	Indianapolis	Whitehurst

**Locker (1-4), Whitehurst (1-4), Mettenberger (0-6)**

### 2013 (7-9)

Date	W-L	Opponent	Starter
Sept. 8	W	at Pittsburgh	Locker
Sept. 15	L	at Houston	Locker
Sept. 22	W	San Diego	Locker
Sept. 29	W	N.Y. Jets	Locker
Oct. 6	L	Kansas City	Fitzpatrick
Oct. 13	L	at Seattle	Fitzpatrick
Oct. 20	L	San Francisco	Locker
Nov. 3	W	at St. Louis	Locker
Nov. 10	L	Jacksonville	Locker
Nov. 14	L	Indianapolis	Fitzpatrick
Nov. 24	W	at Oakland	Fitzpatrick
Dec. 1	L	at Indianapolis	Fitzpatrick
Dec. 8	L	at Denver	Fitzpatrick
Dec. 15	L	Arizona	Fitzpatrick
Dec. 22	W	at Jacksonville	Fitzpatrick
Dec. 29	W	Houston	Fitzpatrick

**Locker (4-3), Fitzpatrick (3-6)**

### 2012 (6-10)

Date	W-L	Opponent	Starter
Sept. 9	L	New England	Locker
Sept. 16	L	at San Diego	Locker
Sept. 23	W	Detroit	Locker
Sept. 30	L	at Houston	Locker
Oct. 7	L	at Minnesota	Hasselbeck
Oct. 11	W	Pittsburgh	Hasselbeck
Oct. 21	W	at Buffalo	Hasselbeck
Oct. 28	L	Indianapolis	Hasselbeck
Nov. 4	L	Chicago	Hasselbeck
Nov. 11	W	at Miami	Locker
Nov. 25	L	at Jacksonville	Locker
Dec. 2	L	Houston	Locker
Dec. 9	L	at Indianapolis	Locker
Dec. 17	W	N.Y. Jets	Locker

## YEAR-BY-YEAR STARTING QUARTERBACKS

Dec. 23	L	at Green Bay	Locker
Dec. 30	W	Jacksonville	Locker

**Locker (4-7), Hasselbeck (2-3)**

### 2011 (9-7)

Date	W-L	Opponent	Starter
Sept. 11	L	at Jacksonville	Hasselbeck
Sept. 18	W	Baltimore	Hasselbeck
Sept. 25	W	Denver	Hasselbeck
Oct. 2	W	at Cleveland	Hasselbeck
Oct. 9	L	at Pittsburgh	Hasselbeck
Oct. 23	L	Houston	Hasselbeck
Oct. 30	W	Indianapolis	Hasselbeck
Nov. 6	L	Cincinnati	Hasselbeck
Nov. 13	W	at Carolina	Hasselbeck
Nov. 20	L	at Atlanta	Hasselbeck
Nov. 27	W	Tampa Bay	Hasselbeck
Dec. 4	W	at Buffalo	Hasselbeck
Dec. 11	L	New Orleans	Hasselbeck
Dec. 18	L	at Indianapolis	Hasselbeck
Dec. 24	W	Jacksonville	Hasselbeck
Jan. 1	W	at Houston	Hasselbeck

**Hasselbeck (9-7)**

### 2010 (6-10)

Date	W-L	Opponent	Starter
Sept. 12	W	Oakland	Young
Sept. 19	L	Pittsburgh	Young
Sept. 26	W	at N.Y. Giants	Young
Oct. 3	L	Denver	Young
Oct. 10	W	at Dallas	Young
Oct. 18	W	at Jacksonville	Young
Oct. 24	W	Philadelphia	Collins
Oct. 31	L	at San Diego	Young
Nov. 14	L	at Miami	Collins
Nov. 21	L	Washington	Young
Nov. 28	L	at Houston	Smith
Dec. 5	L	Jacksonville	Collins
Dec. 9	L	Indianapolis	Collins
Dec. 19	W	Houston	Collins
Dec. 26	L	at Kansas City	Collins
Jan. 2	L	at Indianapolis	Collins

**Young (4-4), Collins (2-5), Smith (0-1)**

### 2009 (8-8)

Date	W-L	Opponent	Starter
Sept. 10	L	at Pittsburgh	Collins
Sept. 20	L	Houston	Collins
Sept. 27	L	at N.Y. Jets	Collins
Oct. 4	L	at Jacksonville	Collins
Oct. 11	L	Indianapolis	Collins
Oct. 18	L	at New England	Collins
Nov. 1	W	Jacksonville	Young
Nov. 8	W	at San Francisco	Young
Nov. 15	W	Buffalo	Young
Nov. 23	W	at Houston	Young
Nov. 29	W	Arizona	Young
Dec. 6	L	at Indianapolis	Young
Dec. 13	W	St. Louis	Young
Dec. 20	W	Miami	Young
Dec. 25	L	San Diego	Young
Jan. 3	W	at Seattle	Young

**Young (8-2), Collins (0-6)**

### 2008 (13-3)

Date	W-L	Opponent	Starter
Sept. 7	W	Jacksonville	Young
Sept. 14	W	at Cincinnati	Collins
Sept. 21	W	Houston	Collins
Sept. 28	W	Minnesota	Collins
Oct. 5	W	at Baltimore	Collins

Oct. 19	W	at Kansas City	Collins
Oct. 27	W	Indianapolis	Collins
Nov. 2	W	Green Bay	Collins
Nov. 9	W	at Chicago	Collins
Nov. 16	W	at Jacksonville	Collins
Nov. 23	L	N.Y. Jets	Collins
Nov. 27	W	at Detroit	Collins
Dec. 7	W	Cleveland	Collins
Dec. 14	L	at Houston	Collins
Dec. 21	W	Pittsburgh	Collins
Dec. 28	L	at Indianapolis	Collins

#### Divisional

Jan. 10	L (P)	Baltimore	Collins
---------	-------	-----------	---------

**Young (1-0), Collins (12-3, 0-1)**

### 2007 (10-6)

Date	W-L	Opponent	Starter
Sept. 9	W	at Jacksonville	Young
Sept. 16	L	Indianapolis	Young
Sept. 24	W	at New Orleans	Young
Oct. 7	W	Atlanta	Young
Oct. 14	L	at Tampa Bay	Young
Oct. 21	W	at Houston	Collins
Oct. 28	W	Oakland	Young
Nov. 4	W	Carolina	Young
Nov. 11	L	Jacksonville	Young
Nov. 19	L	at Denver	Young
Nov. 25	L	at Cincinnati	Young
Dec. 2	W	Houston	Young
Dec. 9	L	San Diego	Young
Dec. 16	W	at Kansas City	Young
Dec. 23	W	N.Y. Jets	Young
Dec. 30	W	at Indianapolis	Young

#### Wild Card

Jan. 6	L (P)	at San Diego	Young
--------	-------	--------------	-------

**Young (9-6, 0-1), Collins (1-0)**

### 2006 (8-8)

Date	W-L	Opponent	Starter
Sept. 10	L	N.Y. Jets	Collins
Sept. 17	L	at San Diego	Collins
Sept. 24	L	at Miami	Collins
Oct. 1	L	Dallas	Young
Oct. 8	L	at Indianapolis	Young
Oct. 15	W	at Washington	Young
Oct. 29	W	Houston	Young
Nov. 5	L	at Jacksonville	Young
Nov. 12	L	Baltimore	Young
Nov. 19	W	at Philadelphia	Young
Nov. 26	W	N.Y. Giants	Young
Dec. 3	W	Indianapolis	Young
Dec. 10	W	at Houston	Young
Dec. 17	W	Jacksonville	Young
Dec. 24	W	at Buffalo	Young
Dec. 31	L	New England	Young

**Young (8-5), Collins (0-3)**

### 2005 (4-12)

Date	W-L	Opponent	Starter
Sept. 11	L	at Pittsburgh	McNair
Sept. 18	W	Baltimore	McNair
Sept. 25	L	at St. Louis	McNair
Oct. 2	L	Indianapolis	McNair
Oct. 9	W	at Houston	McNair
Oct. 16	L	Cincinnati	McNair
Oct. 23	L	at Arizona	Volek
Oct. 30	L	Oakland	McNair
Nov. 6	L	at Cleveland	McNair
Nov. 20	L	Jacksonville	McNair
Nov. 27	W	San Francisco	McNair
Dec. 4	L	at Indianapolis	McNair

Dec. 11	W	Houston	McNair
Dec. 18	L	Seattle	McNair
Dec. 24	L	at Miami	McNair
Jan. 1	L	at Jacksonville	Mauck

**McNair (4-10), Volek (0-1), Mauck (0-1)**

### 2004 (5-11)

Date	W-L	Opponent	Starter
Sept. 11	W	at Miami	McNair
Sept. 19	L	Indianapolis	McNair
Sept. 26	L	Jacksonville	McNair
Oct. 3	L	at San Diego	Volek
Oct. 11	W	at Green Bay	McNair
Oct. 17	L	Houston	McNair
Oct. 24	L	at Minnesota	McNair
Oct. 31	W	Cincinnati	Volek
Nov. 14	L	Chicago	Volek
Nov. 21	W	at Jacksonville	McNair
Nov. 28	L	at Houston	McNair
Dec. 5	L	at Indianapolis	Volek
Dec. 13	L	Kansas City	Volek
Dec. 19	L	at Oakland	Volek
Dec. 25	L	Denver	Volek
Jan. 2	W	Detroit	Volek

**Volek (2-6), McNair (3-5)**

### 2003 (12-4)

Date	W-L	Opponent	Starter
Sept. 7	W	Oakland	McNair
Sept. 14	L	at Indianapolis	McNair
Sept. 21	W	New Orleans	McNair
Sept. 28	W	at Pittsburgh	McNair
Oct. 5	L	at New England	McNair
Oct. 12	W	Houston	McNair
Oct. 19	W	at Carolina	McNair
Oct. 26	W	at Jacksonville	McNair
Nov. 9	W	Miami	McNair
Nov. 16	W	Jacksonville	McNair
Nov. 23	W	at Atlanta	McNair
Dec. 1	L	at N.Y. Jets	McNair
Dec. 7	L	at Indianapolis	McNair
Dec. 14	W	Buffalo	Volek
Dec. 21	W	at Houston	McNair
Dec. 28	W	Tampa Bay	O'Donnell

#### Wild Card

Jan. 3	W (P)	at Baltimore	McNair
--------	-------	--------------	--------

#### Divisional

Jan. 10	L (P)	at New England	McNair
---------	-------	----------------	--------

**McNair (10-4, 1-1), Volek (1-0), O'Donnell (1-0)**

### 2002 (11-5)

Date	W-L	Opponent	Starter
Sept. 8	W	Philadelphia	McNair
Sept. 15	L	at Dallas	McNair
Sept. 22	L	Cleveland	McNair
Sept. 28	L	at Oakland	McNair
Oct. 6	L	Washington	McNair
Oct. 13	W	Jacksonville	McNair
Oct. 27	W	at Cincinnati	McNair
Nov. 3	W	at Indianapolis	McNair
Nov. 10	W	Houston	McNair
Nov. 17	W	Pittsburgh	McNair
Nov. 24	L	at Baltimore	McNair
Dec. 1	W	at N.Y. Giants	McNair
Dec. 8	W	Indianapolis	McNair
Dec. 16	W	New England	McNair
Dec. 22	W	at Jacksonville	McNair
Dec. 29	W	at Houston	McNair

#### Divisional

Jan. 11	W (P)	Pittsburgh	McNair
---------	-------	------------	--------

**AFC Championship**

## YEAR-BY-YEAR STARTING QUARTERBACKS

Jan. 19 L (P) at Oakland McNair

**McNair (11-5, 1-1)**

### 2001 (7-9)

Date	W-L	Opponent	Starter
Sept. 9	L	Miami	McNair
Sept. 23	L	at Jacksonville	O'Donnell
Oct. 7	L	at Baltimore	McNair
Oct. 14	W	Tampa Bay	McNair
Oct. 21	W	at Detroit	McNair
Oct. 29	L	at Pittsburgh	McNair
Nov. 4	W	Jacksonville	McNair
Nov. 12	L	Baltimore	McNair
Nov. 18	W	at Cincinnati	McNair
Nov. 25	L	Pittsburgh	McNair
Dec. 2	W	at Cleveland	McNair
Dec. 9	L	at Minnesota	McNair
Dec. 16	W	Green Bay	McNair
Dec. 22	W	at Oakland	McNair
Dec. 30	L	Cleveland	McNair
Jan. 6	L	Cincinnati	McNair

**McNair (7-8), O'Donnell (0-1)**

### 2000 (13-3)

Date	W-L	Opponent	Starter
Sept. 3	L	at Buffalo	McNair
Sept. 10	W	Kansas City	McNair
Sept. 24	W	at Pittsburgh	O'Donnell
Oct. 1	W	N.Y. Giants	McNair
Oct. 8	W	at Cincinnati	McNair
Oct. 16	W	Jacksonville	McNair
Oct. 22	W	at Baltimore	McNair
Oct. 30	W	at Washington	McNair
Nov. 5	W	Pittsburgh	McNair
Nov. 12	L	Baltimore	McNair
Nov. 19	W	Cleveland	McNair
Nov. 26	L	at Jacksonville	McNair
Dec. 3	W	at Philadelphia	McNair
Dec. 10	W	Cincinnati	McNair
Dec. 17	W	at Cleveland	McNair
Dec. 25	W	Dallas	McNair

#### Divisional

Jan. 7 L (P) Baltimore McNair

**McNair (12-3, 0-1), O'Donnell (1-0)**

### 1999 (13-3)

Date	W-L	Opponent	Starter
Sept. 12	W	Cincinnati	McNair
Sept. 19	W	Cleveland	O'Donnell
Sept. 26	W	at Jacksonville	O'Donnell
Oct. 3	L	at San Francisco	O'Donnell
Oct. 10	W	Baltimore	O'Donnell
Oct. 17	W	at New Orleans	O'Donnell
Oct. 31	W	St. Louis	McNair
Nov. 7	L	at Miami	McNair
Nov. 14	W	at Cincinnati	McNair
Nov. 21	W	Pittsburgh	McNair
Nov. 28	W	at Cleveland	McNair
Dec. 5	L	at Baltimore	McNair
Dec. 9	W	Oakland	McNair
Dec. 19	W	Atlanta	McNair
Dec. 26	W	Jacksonville	McNair
Jan. 2	W	at Pittsburgh	McNair

#### Wild Card

Jan. 8 W (P) Buffalo McNair

#### Divisional

Jan. 16 W (P) at Indianapolis McNair

#### AFC Championship

Jan. 23 W (P) at Jacksonville McNair

#### Super Bowl XXXIV

Jan. 30 L (P) St. Louis McNair

**McNair (9-2, 3-1), O'Donnell (4-1)**

### 1998 (8-8)

Date	W-L	Opponent	Starter
Sept. 6	W	at Cincinnati	McNair
Sept. 13	L	San Diego	McNair
Sept. 20	L	at New England	McNair
Sept. 27	L	Jacksonville	McNair
Oct. 11	W	at Baltimore	McNair
Oct. 18	W	Cincinnati	McNair
Oct. 25	L	Chicago	McNair
Nov. 1	W	at Pittsburgh	McNair
Nov. 8	W	at Tampa Bay	McNair
Nov. 15	W	Pittsburgh	McNair
Nov. 22	L	N.Y. Jets	McNair
Nov. 29	L	at Seattle	McNair
Dec. 6	W	Baltimore	McNair
Dec. 13	W	at Jacksonville	McNair
Dec. 20	L	at Green Bay	McNair
Dec. 26	L	Minnesota	McNair

**McNair (8-8)**

### 1997 (8-8)

Date	W-L	Opponent	Starter
Aug. 31	W	Oakland	McNair
Sept. 7	L	at Miami	McNair
Sept. 21	L	Baltimore	McNair
Sept. 28	L	at Pittsburgh	McNair
Oct. 5	L	at Seattle	McNair
Oct. 12	W	Cincinnati	McNair
Oct. 19	W	Washington	McNair
Oct. 26	W	at Arizona	McNair
Nov. 2	L	Jacksonville	McNair
Nov. 9	W	N.Y. Giants	McNair
Nov. 16	L	at Jacksonville	McNair
Nov. 23	W	Buffalo	McNair
Nov. 27	W	at Dallas	McNair
Dec. 4	L	at Cincinnati	McNair
Dec. 14	L	at Baltimore	McNair
Dec. 21	W	Pittsburgh	McNair

**McNair (8-8)**

### 1996 (8-8)

Date	W-L	Opponent	Starter
Sept. 1	L	Kansas City	Chandler
Sept. 8	W	at Jacksonville	Chandler
Sept. 15	W	Baltimore	Chandler
Sept. 29	L	at Pittsburgh	Chandler
Oct. 6	W	at Cincinnati	Chandler
Oct. 13	W	at Atlanta	Chandler
Oct. 20	W	Pittsburgh	Chandler
Oct. 27	L	San Francisco	Chandler
Nov. 3	L	at Seattle	McNair
Nov. 10	W	at New Orleans	Chandler
Nov. 17	L	Miami	Chandler
Nov. 24	L	Carolina	Chandler
Dec. 1	W	N.Y. Jets	McNair
Dec. 8	L	Jacksonville	McNair
Dec. 15	L	Cincinnati	Chandler
Dec. 22	W	at Baltimore	McNair

**Chandler (6-6), McNair (2-2)**

### 1995 (7-9)

Date	W-L	Opponent	Starter
Sept. 3	W	at Jacksonville	Chandler
Sept. 10	L	Pittsburgh	Chandler
Sept. 17	L	Cleveland	Furrer
Sept. 24	W	at Cincinnati	Chandler
Oct. 1	L	Jacksonville	Chandler
Oct. 8	L	at Minnesota	Chandler
Oct. 22	L	at Chicago	Chandler

Oct. 29	W	Tampa Bay	Chandler
Nov. 5	W	at Cleveland	Chandler
Nov. 12	L	Cincinnati	Chandler
Nov. 19	L	at Kansas City	Chandler
Nov. 26	W	Denver	Chandler
Dec. 3	L	at Pittsburgh	Chandler
Dec. 10	L	Detroit	Chandler
Dec. 17	W	N.Y. Jets	McNair
Dec. 24	W	Buffalo	McNair

**Chandler (5-8), McNair (2-0), Furrer (0-1)**

### 1994 (2-14)

Date	W-L	Opponent	Starter
Sept. 4	L	at Indianapolis	Carlson
Sept. 11	L	at Dallas	Richardson
Sept. 18	L	Buffalo	Richardson
Sept. 25	W	Cincinnati	Carlson
Oct. 3	L	at Pittsburgh	Carlson
Oct. 13	L	Cleveland	Richardson
Oct. 24	L	at Philadelphia	Carlson
Oct. 30	L	at L.A. Raiders	Tolliver
Nov. 6	L	Pittsburgh	Carlson
Nov. 13	L	at Cincinnati	Tolliver
Nov. 21	L	N.Y. Giants	Tolliver
Nov. 27	L	at Cleveland	Tolliver
Dec. 4	L	Arizona	Tolliver
Dec. 11	L	Seattle	Tolliver
Dec. 18	L	at Kansas City	Tolliver
Dec. 24	W	N.Y. Jets	Richardson

**Tolliver (0-7), Carlson (1-4), Richardson (1-3)**

### 1993 (12-4)

Date	W-L	Opponent	Starter
Sept. 5	L	at New Orleans	Moon
Sept. 12	W	Kansas City	Moon
Sept. 19	L	at San Diego	Moon
Sept. 26	L	L.A. Rams	Moon
Oct. 11	L	at Buffalo	Moon
Oct. 17	W	at New England	Carlson
Oct. 24	W	Cincinnati	Moon
Nov. 7	W	Seattle	Moon
Nov. 14	W	at Cincinnati	Moon
Nov. 21	W	at Cleveland	Moon
Nov. 28	W	Pittsburgh	Moon
Dec. 5	W	Atlanta	Moon
Dec. 12	W	Cleveland	Moon
Dec. 19	W	at Pittsburgh	Moon
Dec. 25	W	at San Francisco	Moon
Jan. 2	W	N.Y. Jets	Carlson

#### Divisional

Jan. 16 L (P) Kansas City Moon

**Moon (10-4, 0-1), Carlson (2-0)**

### 1992 (10-6)

Date	W-L	Opponent	Starter
Sept. 6	L	Pittsburgh	Moon
Sept. 13	W	at Indianapolis	Moon
Sept. 20	W	Kansas City	Moon
Sept. 27	W	San Diego	Moon
Oct. 11	W	at Cincinnati	Moon
Oct. 18	L	at Denver	Moon
Oct. 25	W	Cincinnati	Moon
Nov. 1	L	at Pittsburgh	Moon
Nov. 8	L	Cleveland	Moon
Nov. 15	W	at Minnesota	Moon
Nov. 22	L	at Miami	Carlson
Nov. 26	W	at Detroit	Carlson
Dec. 7	W	Chicago	Carlson
Dec. 13	L	Green Bay	Carlson
Dec. 20	W	at Cleveland	Carlson
Dec. 27	W	Buffalo	Carlson



## YEAR-BY-YEAR STARTING QUARTERBACKS

**Wild Card**

Jan. 3	L (P)	at Buffalo	Moon
--------	-------	------------	------

**Moon (6-4, 0-1), Carlson (4-2)****1991 (11-5)**

Date	W-L	Opponent	Starter
Sept. 1	W	L.A. Raiders	Moon
Sept. 8	W	at Cincinnati	Moon
Sept. 16	W	Kansas City	Moon
Sept. 22	L	at New England	Moon
Oct. 6	W	Denver	Moon
Oct. 13	W	at N.Y. Jets	Moon
Oct. 20	W	at Miami	Moon
Oct. 27	W	Cincinnati	Moon
Nov. 3	L	at Washington	Moon
Nov. 10	W	Dallas	Moon
Nov. 17	W	Cleveland	Moon
Nov. 24	L	at Pittsburgh	Moon
Dec. 2	L	Philadelphia	Moon
Dec. 8	W	Pittsburgh	Moon
Dec. 15	W	at Cleveland	Moon
Dec. 21	L	at N.Y. Giants	Moon

**Wild Card**

Dec. 29	W (P)	N.Y. Jets	Moon
---------	-------	-----------	------

**Divisional**

Jan. 4	L (P)	at Denver	Moon
--------	-------	-----------	------

**Moon (11-5, 1-1)****1990 (9-7)**

Date	W-L	Opponent	Starter
Sept. 9	L	at Atlanta	Moon
Sept. 16	L	at Pittsburgh	Moon
Sept. 23	W	Indianapolis	Moon
Sept. 30	W	at San Diego	Moon
Oct. 7	L	San Francisco	Moon
Oct. 14	W	Cincinnati	Moon
Oct. 21	W	New Orleans	Moon
Oct. 28	L	N.Y. Jets	Moon
Nov. 4	L	at L.A. Rams	Moon
Nov. 18	W	at Cleveland	Moon
Nov. 25	W	Buffalo	Moon
Dec. 2	L	at Seattle	Moon
Dec. 9	W	Cleveland	Moon
Dec. 16	W	at Kansas City	Moon
Dec. 23	L	at Cincinnati	Moon
Dec. 30	W	Pittsburgh	Carlson

**Wild Card**

Jan. 6	L (P)	at Cincinnati	Carlson
--------	-------	---------------	---------

**Moon (8-7), Carlson (1-0, 0-1)****1989 (9-7)**

Date	W-L	Opponent	Starter
Sept. 10	L	at Minnesota	Moon
Sept. 17	W	at San Diego	Moon
Sept. 24	L	Buffalo	Moon
Oct. 1	W	Miami	Moon
Oct. 8	L	at New England	Moon
Oct. 15	W	at Chicago	Moon
Oct. 22	W	Pittsburgh	Moon
Oct. 29	L	at Cleveland	Moon
Nov. 5	W	Detroit	Moon
Nov. 13	W	Cincinnati	Moon
Nov. 19	W	L.A. Raiders	Moon
Nov. 26	L	at Kansas City	Moon
Dec. 3	W	at Pittsburgh	Moon
Dec. 10	W	Tampa Bay	Moon
Dec. 17	L	at Cincinnati	Moon
Dec. 23	L	Cleveland	Moon

**Wild Card**

Dec. 31	L (P)	Pittsburgh	Moon
---------	-------	------------	------

**Moon (9-7, 0-1)****1988 (10-6)**

Date	W-L	Opponent	Starter
Sept. 4	W	at Indianapolis	Moon
Sept. 11	W	L.A. Raiders	Carlson
Sept. 18	L	at N.Y. Jets	Carlson
Sept. 25	W	New England	Carlson
Oct. 2	L	at Philadelphia	Carlson
Oct. 9	W	Kansas City	Carlson
Oct. 16	W	at Pittsburgh	Moon
Oct. 23	L	at Cincinnati	Moon
Oct. 30	W	Washington	Moon
Nov. 7	W	Cleveland	Moon
Nov. 13	L	at Seattle	Moon
Nov. 20	W	Phoenix	Moon
Nov. 24	W	at Dallas	Moon
Dec. 4	L	Pittsburgh	Moon
Dec. 11	W	Cincinnati	Moon
Dec. 18	L	at Cleveland	Moon

**Wild Card**

Dec. 24	W (P)	at Cleveland	Moon
---------	-------	--------------	------

**Divisional**

Jan. 1	L (P)	at Buffalo	Moon
--------	-------	------------	------

**Moon (7-4, 1-1), Carlson (3-2)****1987 (9-6)**

Date	W-L	Opponent	Starter
Sept. 13	W	L.A. Rams	Moon
Sept. 20	L	at Buffalo	Moon
Oct. 4	W	at Denver	Pease
Oct. 11	W	at Cleveland	Pease
Oct. 18	L	New England	Pease
Oct. 25	W	Atlanta	Moon
Nov. 1	W	at Cincinnati	Moon
Nov. 8	L	at San Francisco	Moon
Nov. 15	W	at Pittsburgh	Moon
Nov. 22	L	Cleveland	Moon
Nov. 29	L	at Indianapolis	Moon
Dec. 6	W	San Diego	Moon
Dec. 13	L	at New Orleans	Moon
Dec. 20	W	Pittsburgh	Moon
Dec. 27	W	Cincinnati	Moon

**Wild Card**

Jan. 3	W (P)	Seattle	Moon
--------	-------	---------	------

**Divisional**

Jan. 10	L (P)	at Denver	Moon
---------	-------	-----------	------

**Moon (7-5, 1-1), Pease (2-1)****1986 (5-11)**

Date	W-L	Opponent	Starter
Sept. 7	W	at Green Bay	Moon
Sept. 14	L	Cleveland	Moon
Sept. 21	L	at Kansas City	Moon
Sept. 28	L	Pittsburgh	Moon
Oct. 5	L	at Detroit	Moon
Oct. 12	L	Chicago	Moon
Oct. 19	L	at Cincinnati	Moon
Oct. 26	L	L.A. Raiders	Moon
Nov. 2	L	at Miami	Moon
Nov. 9	W	Cincinnati	Moon
Nov. 16	L	at Pittsburgh	Moon
Nov. 23	W	Indianapolis	Moon
Nov. 30	L	at Cleveland	Moon
Dec. 7	L	at San Diego	Luck
Dec. 14	W	Minnesota	Moon
Dec. 21	W	Buffalo	Moon

**Moon (5-10), Luck (0-1)****1985 (5-11)**

Date	W-L	Opponent	Starter
Sept. 8	W	Miami	Moon
Sept. 15	L	at Washington	Moon

Sept. 22	L	at Pittsburgh	Moon
Sept. 29	L	Dallas	Moon
Oct. 6	L	at Denver	Moon
Oct. 13	L	Cleveland	Moon
Oct. 20	W	Cincinnati	Moon
Oct. 27	W	at St. Louis	Moon
Nov. 3	W	Kansas City	Moon
Nov. 10	L	at Buffalo	Moon
Nov. 17	L	Pittsburgh	Moon
Nov. 24	W	San Diego	Luck
Dec. 1	L	at Cincinnati	Luck
Dec. 8	L	N.Y. Giants	Moon
Dec. 15	L	at Cleveland	Moon
Dec. 22	L	at Indianapolis	Moon

**Moon (4-10), Luck (1-1)****1984 (3-13)**

Date	W-L	Opponent	Starter
Sept. 2	L	L.A. Raiders	Moon
Sept. 9	L	Indianapolis	Moon
Sept. 16	L	at San Diego	Moon
Sept. 23	L	at Atlanta	Moon
Sept. 30	L	New Orleans	Moon
Oct. 7	L	at Cincinnati	Moon
Oct. 14	L	at Miami	Moon
Oct. 21	L	San Francisco	Moon
Oct. 28	L	Cincinnati	Moon
Nov. 4	L	at Pittsburgh	Moon
Nov. 11	W	at Kansas City	Moon
Nov. 18	W	N.Y. Jets	Moon
Nov. 25	L	at Cleveland	Moon
Dec. 2	W	Pittsburgh	Moon
Dec. 9	L	at L.A. Rams	Moon
Dec. 16	L	Cleveland	Moon

**Moon (3-13)****1983 (2-14)**

Date	W-L	Opponent	Starter
Sept. 4	L	Green Bay	Manning
Sept. 11	L	at L.A. Raiders	Manning
Sept. 18	L	Pittsburgh	Manning
Sept. 25	L	at Buffalo	Nielsen
Oct. 2	L	at Pittsburgh	Nielsen
Oct. 9	L	Denver	Nielsen
Oct. 16	L	at Minnesota	Nielsen
Oct. 23	L	Kansas City	Nielsen
Oct. 30	L	at Cleveland	Nielsen
Nov. 6	L	Cincinnati	Nielsen
Nov. 13	W	Detroit	Luck
Nov. 20	L	at Cincinnati	Luck
Nov. 27	L	at Tampa Bay	Luck
Dec. 4	L	Miami	Luck
Dec. 11	W	Cleveland	Luck
Dec. 18	L	at Baltimore	Luck

**Nielsen (0-7), Luck (2-4), Manning (0-3)****1982 (1-8)**

Date	W-L	Opponent	Starter
Sept. 12	L	at Cincinnati	Nielsen
Sept. 19	W	Seattle	Nielsen
Nov. 21	L	Pittsburgh	Nielsen
Nov. 28	L	at New England	Manning
Dec. 5	L	at N.Y. Giants	Manning
Dec. 13	L	Dallas	Manning
Dec. 19	L	at Philadelphia	Manning
Dec. 26	L	Cleveland	Manning
Jan. 2	L	Cincinnati	Nielsen

**Nielsen (1-3), Manning (0-5)****1981 (7-9)**

Date	W-L	Opponent	Starter
------	-----	----------	---------



## YEAR-BY-YEAR STARTING QUARTERBACKS

Sept. 6	W	at L.A. Rams	Stabler
Sept. 13	W	at Cleveland	Stabler
Sept. 20	L	Miami	Stabler
Sept. 27	L	at N.Y. Jets	Stabler
Oct. 4	W	Cincinnati	Stabler
Oct. 11	W	Seattle	Stabler
Oct. 18	L	at New England	Stabler
Oct. 26	L	at Pittsburgh	Stabler
Nov. 1	L	at Cincinnati	Stabler
Nov. 8	W	Oakland	Reaves
Nov. 15	L	at Kansas City	Reaves
Nov. 22	L	New Orleans	Stabler
Nov. 29	L	Atlanta	Stabler
Dec. 3	W	Cleveland	Stabler
Dec. 13	L	at San Francisco	Nielsen
Dec. 20	W	Pittsburgh	Nielsen

**Stabler (5-7), Reaves (1-1), Nielsen (1-1)**

### 1980 (11-5)

Date	W-L	Opponent	Starter
Sept. 7	L	at Pittsburgh	Stabler
Sept. 15	W	at Cleveland	Stabler
Sept. 21	W	Baltimore	Stabler
Sept. 28	W	at Cincinnati	Stabler
Oct. 5	L	Seattle	Stabler
Oct. 12	L	at Kansas City	Stabler
Oct. 19	W	Tampa Bay	Stabler
Oct. 26	W	Cincinnati	Stabler
Nov. 2	W	at Denver	Stabler
Nov. 10	W	New England	Stabler
Nov. 16	W	at Chicago	Stabler
Nov. 23	L	at N.Y. Jets	Stabler
Nov. 30	L	Cleveland	Stabler
Dec. 4	W	Pittsburgh	Stabler
Dec. 14	W	at Green Bay	Stabler
Dec. 21	W	Minnesota	Stabler

#### Wild Card

Dec. 28	L (P)	at Oakland	Stabler
---------	-------	------------	---------

**Stabler (11-5, 0-1)**

### 1979 (11-5)

Date	W-L	Opponent	Starter
Sept. 2	W	at Washington	Pastorini
Sept. 9	L	at Pittsburgh	Pastorini
Sept. 16	W	Kansas City	Nielsen
Sept. 23	W	at Cincinnati	Pastorini
Sept. 30	W	Cleveland	Pastorini
Oct. 7	L	St. Louis	Pastorini
Oct. 14	W	at Baltimore	Pastorini
Oct. 21	L	at Seattle	Pastorini
Oct. 28	W	N.Y. Jets	Pastorini
Nov. 5	W	at Miami	Pastorini
Nov. 11	W	Oakland	Pastorini
Nov. 18	W	Cincinnati	Pastorini
Nov. 22	W	at Dallas	Pastorini
Dec. 2	L	at Cleveland	Pastorini
Dec. 10	W	Pittsburgh	Pastorini
Dec. 16	L	Philadelphia	Pastorini

#### Wild Card

Dec. 23	W (P)	Denver	Pastorini
---------	-------	--------	-----------

#### Divisional

Dec. 29	W (P)	at San Diego	Nielsen
---------	-------	--------------	---------

#### AFC Championship

Jan. 6	L (P)	at Pittsburgh	Pastorini
--------	-------	---------------	-----------

**Pastorini (10-5, 1-1), Nielsen (1-0, 1-0)**

### 1978 (10-6)

Date	W-L	Opponent	Starter
Sept. 3	L	at Atlanta	Pastorini
Sept. 10	W	at Kansas City	Pastorini
Sept. 17	W	San Francisco	Pastorini

Sept. 24	L	L.A. Rams	Pastorini
Oct. 1	W	at Cleveland	Pastorini
Oct. 8	L	at Oakland	Pastorini
Oct. 15	W	Buffalo	Pastorini
Oct. 23	W	at Pittsburgh	Pastorini
Oct. 29	L	at Cincinnati	Pastorini
Nov. 5	W	Cleveland	Pastorini
Nov. 12	W	at New England	Pastorini
Nov. 20	W	Miami	Pastorini
Nov. 26	W	Cincinnati	Pastorini
Dec. 3	L	Pittsburgh	Pastorini
Dec. 10	W	at New Orleans	Pastorini
Dec. 17	L	San Diego	Pastorini

#### Wild Card

Dec. 24	W (P)	at Miami	Pastorini
---------	-------	----------	-----------

#### Divisional

Dec. 31	W (P)	at New England	Pastorini
---------	-------	----------------	-----------

#### AFC Championship

Jan. 7	L (P)	at Pittsburgh	Pastorini
--------	-------	---------------	-----------

**Pastorini (10-6, 2-1)**

### 1977 (8-6)

Date	W-L	Opponent	Starter
Sept. 18	W	N.Y. Jets	Pastorini
Sept. 25	W	at Green Bay	Pastorini
Oct. 2	L	at Miami	Pastorini
Oct. 9	W	Pittsburgh	Pastorini
Oct. 16	L	Cleveland	Hadl
Oct. 23	L	at Pittsburgh	Pastorini
Oct. 30	L	at Cincinnati	Hadl
Nov. 6	W	Chicago	Pastorini
Nov. 13	L	at Oakland	Pastorini
Nov. 20	W	at Seattle	Pastorini
Nov. 27	W	Kansas City	Pastorini
Dec. 4	L	Denver	Pastorini
Dec. 11	W	at Cleveland	Pastorini
Dec. 18	W	Cincinnati	Pastorini

**Pastorini (8-4), Hadl (0-2)**

### 1976 (5-9)

Date	W-L	Opponent	Starter
Sept. 12	W	Tampa Bay	Pastorini
Sept. 19	W	at Buffalo	Pastorini
Sept. 26	L	Oakland	Pastorini
Oct. 3	W	at New Orleans	Pastorini
Oct. 10	W	Denver	Pastorini
Oct. 17	L	at San Diego	Pastorini
Oct. 24	L	Cincinnati	Pastorini
Nov. 1	L	at Baltimore	Pastorini
Nov. 7	L	Cleveland	Pastorini
Nov. 14	L	at Cincinnati	Hadl
Nov. 21	L	at Pittsburgh	Hadl
Nov. 28	W	Atlanta	Hadl
Dec. 5	L	at Cleveland	Hadl
Dec. 11	L	Pittsburgh	Pastorini

**Pastorini (4-6), Hadl (1-3)**

### 1975 (10-4)

Date	W-L	Opponent	Starter
Sept. 21	W	at New England	Pastorini
Sept. 28	W	San Diego	Pastorini
Oct. 5	L	Cincinnati	Pastorini
Oct. 12	W	at Cleveland	Pastorini
Oct. 19	W	Washington	Pastorini
Oct. 26	W	Detroit	Pastorini
Nov. 2	W	at Kansas City	Pastorini
Nov. 9	L	at Pittsburgh	Pastorini
Nov. 16	W	Miami	Pastorini
Nov. 24	L	Pittsburgh	Pastorini
Nov. 30	L	at Cincinnati	Pastorini
Dec. 7	W	at San Francisco	Pastorini
Dec. 14	W	at Oakland	Pastorini

Dec. 21	W	Cleveland	Pastorini
---------	---	-----------	-----------

**Pastorini (10-4)**

### 1974 (7-7)

Date	W-L	Opponent	Starter
Sept. 15	W	San Diego	Dickey
Sept. 22	L	at Cleveland	Dickey
Sept. 29	L	Kansas City	Dickey
Oct. 6	L	Pittsburgh	Dickey
Oct. 13	L	at Minnesota	Pastorini
Oct. 20	L	St. Louis	Pastorini
Oct. 27	W	at Cincinnati	Pastorini
Nov. 3	W	at N.Y. Jets	Pastorini
Nov. 10	W	at Buffalo	Pastorini
Nov. 17	W	Cincinnati	Pastorini
Nov. 24	L	Dallas	Pastorini
Dec. 1	W	at Pittsburgh	Pastorini
Dec. 8	L	at Denver	Pastorini
Dec. 15	W	Cleveland	Pastorini

**Pastorini (6-4), Dickey (1-3)**

### 1973 (1-13)

Date	W-L	Opponent	Starter
Sept. 16	L	at N.Y. Giants	Pastorini
Sept. 23	L	at Cincinnati	Pastorini
Sept. 30	L	Pittsburgh	Pastorini
Oct. 7	L	L.A. Rams	Pastorini
Oct. 14	L	Denver	Pastorini
Oct. 21	L	at Cleveland	Pastorini
Oct. 28	L	at Chicago	Pastorini
Nov. 4	W	at Baltimore	Dickey
Nov. 11	L	Cleveland	Dickey
Nov. 18	L	at Kansas City	Dickey
Nov. 25	L	New England	Dickey
Dec. 2	L	Oakland	Pastorini
Dec. 9	L	at Pittsburgh	Pastorini
Dec. 16	L	Cincinnati	Pastorini

**Pastorini (0-10), Dickey (1-3)**

### 1972 (1-13)

Date	W-L	Opponent	Starter
Sept. 17	L	at Denver	Pastorini
Sept. 24	L	at Miami	Pastorini
Oct. 1	W	N.Y. Jets	Pastorini
Oct. 9	L	Oakland	Pastorini
Oct. 15	L	at Pittsburgh	Pastorini
Oct. 22	L	Cleveland	Pastorini
Oct. 29	L	at Cincinnati	Pastorini
Nov. 5	L	at Cleveland	Pastorini
Nov. 12	L	Philadelphia	Pastorini
Nov. 19	L	Green Bay	Pastorini
Nov. 26	L	at San Diego	Pastorini
Dec. 3	L	at Atlanta	Nix
Dec. 10	L	Pittsburgh	Pastorini
Dec. 17	L	Cincinnati	Nix

**Pastorini (1-11), Nix (0-2)**

### 1971 (4-9-1)

Date	W-L	Opponent	Starter
Sept. 19	L	at Cleveland	Johnson
Sept. 26	L	Kansas City	Johnson
Oct. 3	T	New Orleans	Dickey
Oct. 10	L	at Washington	Johnson
Oct. 17	L	Detroit	Pastorini
Oct. 24	L	at Pittsburgh	Pastorini
Oct. 31	W	Cincinnati	Pastorini
Nov. 7	L	at New England	Pastorini
Nov. 14	L	at Oakland	Dickey
Nov. 21	L	at Cincinnati	Pastorini
Nov. 28	L	Cleveland	Johnson
Dec. 5	W	Pittsburgh	Pastorini

## YEAR-BY-YEAR STARTING QUARTERBACKS

Dec. 12	W	at Buffalo	Pastorini
Dec. 19	W	San Diego	Pastorini

**Johnson (0-4), Pastorini (4-4), Dickey (0-1-1)**

### 1970 (3-10-1)

Date	W-L	Opponent	Starter
Sept. 20	W	at Pittsburgh	Johnson
Sept. 27	L	Miami	Johnson
Oct. 4	W	at Cincinnati	Johnson
Oct. 11	L	Baltimore	Johnson
Oct. 18	L	Pittsburgh	Johnson
Oct. 25	T	at San Diego	Rhyme
Nov. 1	L	at St. Louis	Rhyme
Nov. 8	L	at Kansas City	Johnson
Nov. 15	L	San Francisco	Johnson
Nov. 22	L	at Cleveland	Johnson
Nov. 29	W	Denver	Johnson
Dec. 7	L	Cleveland	Johnson
Dec. 13	L	Cincinnati	Rhyme
Dec. 20	L	at Dallas	Rhyme

**Johnson (3-7), Rhyme (0-3-1)**

### 1969 (6-6-2)

Date	W-L	Opponent	Starter
Sept. 14	L	at Oakland	Beathard
Sept. 21	W	at Buffalo	Beathard
Sept. 28	W	Miami	Beathard
Oct. 5	W	Buffalo	Beathard
Oct. 12	L	at Kansas City	Beathard
Oct. 20	L	at N.Y. Jets	Beathard
Oct. 26	W	Denver	Beathard
Nov. 2	L	at Boston	Beathard
Nov. 9	T	Cincinnati	Trull
Nov. 16	T	at Denver	Trull
Nov. 23	W	at Miami	Beathard
Nov. 27	L	San Diego	Beathard
Dec. 6	L	N.Y. Jets	Trull
Dec. 14	W	Boston	Beathard

#### Playoff

Dec. 21	L (P)	at Oakland	Beathard
---------	-------	------------	----------

**Beathard (6-5, 0-1), Trull (0-1-2)**

### 1968 (7-7)

Date	W-L	Opponent	Starter
Sept. 9	L	Kansas City	Beathard
Sept. 14	W	at Miami	Beathard
Sept. 21	L	at San Diego	Beathard
Sept. 29	L	Oakland	Beathard
Oct. 6	L	Miami	Davis
Oct. 13	W	at Boston	Davis
Oct. 20	L	N.Y. Jets	Davis
Oct. 27	W	at Buffalo	Trull
Nov. 3	W	at Cincinnati	Trull
Nov. 10	L	at N.Y. Jets	Trull
Nov. 17	W	Denver	Beathard
Nov. 28	L	at Kansas City	Beathard
Dec. 7	W	Buffalo	Beathard
Dec. 15	W	Boston	Trull

**Beathard (3-4), Trull (3-1), Davis (1-2)**

### 1967 (9-4-1)

Date	W-L	Opponent	Starter
Sept. 9	L	Kansas City	Lee
Sept. 17	W	at Buffalo	Lee
Sept. 24	L	at San Diego	Lee
Oct. 1	W	Denver	Davis
Oct. 15	T	at N.Y. Jets	Davis
Oct. 22	W	at Kansas City	Beathard
Oct. 29	W	Buffalo	Beathard
Nov. 5	L	at Boston	Beathard
Nov. 12	W	at Denver	Beathard

Nov. 26	W	Boston	Beathard
Dec. 3	W	Miami	Beathard
Dec. 10	L	Oakland	Beathard
Dec. 16	W	San Diego	Beathard
Dec. 23	W	at Miami	Beathard

#### AFL Championship

Dec. 31	L (P)	at Oakland	Beathard
---------	-------	------------	----------

**Beathard (7-2, 0-1), Lee (1-2), Davis (1-0-1)**

### 1966 (3-11)

Date	W-L	Opponent	Starter
Sept. 3	W	Denver	Blanda
Sept. 10	W	Oakland	Blanda
Sept. 18	L	at N.Y. Jets	Blanda
Sept. 25	L	at Buffalo	Blanda
Oct. 2	L	at Denver	Blanda
Oct. 16	W	N.Y. Jets	Blanda
Oct. 23	L	Miami	Blanda
Oct. 30	L	at Kansas City	Blanda
Nov. 6	L	at Oakland	Trull
Nov. 13	L	at Boston	Trull
Nov. 20	L	Buffalo	Trull
Dec. 4	L	San Diego	Trull
Dec. 11	L	Boston	Humphrey
Dec. 18	L	at Miami	Trull

**Blanda (3-5), Trull (0-5), Humphrey (0-1)**

### 1965 (4-10)

Date	W-L	Opponent	Starter
Sept. 12	W	N.Y. Jets	Blanda
Sept. 19	W	Boston	Blanda
Sept. 26	L	at Oakland	Blanda
Oct. 3	L	at San Diego	Blanda
Oct. 17	L	at Denver	Blanda
Oct. 24	W	Kansas City	Trull
Oct. 31	W	at Buffalo	Trull
Nov. 7	L	Oakland	Blanda
Nov. 14	L	Denver	Blanda
Nov. 21	L	at N.Y. Jets	Blanda
Nov. 28	L	at Kansas City	Blanda
Dec. 5	L	Buffalo	Blanda
Dec. 12	L	San Diego	Trull
Dec. 18	L	at Boston	Blanda

**Blanda (2-9), Trull (2-1)**

### 1964 (4-10)

Date	W-L	Opponent	Starter
Sept. 12	L	at San Diego	Blanda
Sept. 19	W	Oakland	Blanda
Sept. 27	W	at Denver	Blanda
Oct. 4	L	at Kansas City	Blanda
Oct. 11	L	Buffalo	Blanda
Oct. 17	L	at N.Y. Jets	Blanda
Oct. 25	L	San Diego	Blanda
Nov. 1	L	at Buffalo	Blanda
Nov. 6	L	at Boston	Blanda
Nov. 15	L	at Oakland	Blanda
Nov. 22	L	Kansas City	Trull
Nov. 29	L	Boston	Blanda
Dec. 13	W	N.Y. Jets	Blanda
Dec. 20	W	Denver	Blanda

**Blanda (4-9), Trull (0-1)**

### 1963 (6-8)

Date	W-L	Opponent	Starter
Sept. 7	L	Oakland	Blanda
Sept. 14	W	Denver	Blanda
Sept. 22	L	at N.Y. Jets	Blanda
Sept. 28	W	Buffalo	Blanda
Oct. 6	L	Kansas City	Blanda
Oct. 13	W	Denver	Blanda

Oct. 20	W	Buffalo	Blanda
Oct. 27	W	Kansas City	Blanda
Nov. 1	L	at Boston	Blanda
Nov. 10	W	N.Y. Jets	Blanda
Dec. 1	L	at San Diego	Blanda
Dec. 8	L	Boston	Blanda
Dec. 15	L	San Diego	Lee
Dec. 22	L	at Oakland	Blanda

**Blanda (6-7), Lee (0-1)**

### 1962 (11-3)

Date	W-L	Opponent	Starter
Sept. 9	W	at Buffalo	Blanda
Sept. 16	L	at Boston	Blanda
Sept. 23	W	at San Diego	Blanda
Oct. 7	W	Buffalo	Blanda
Oct. 14	W	N.Y. Titans	Blanda
Oct. 21	L	at Denver	Blanda
Oct. 28	L	Dallas	Blanda
Nov. 4	W	at Dallas	Blanda
Nov. 11	W	at Oakland	Blanda
Nov. 18	W	Boston	Blanda
Nov. 25	W	San Diego	Blanda
Dec. 2	W	Denver	Blanda
Dec. 9	W	Oakland	Blanda
Dec. 15	W	at N.Y. Titans	Blanda

#### AFL Championship

Dec. 23	L (P)	Dallas	Blanda
---------	-------	--------	--------

**Blanda (11-3, 0-1)**

### 1961 (10-3-1)

Date	W-L	Opponent	Starter
Sept. 9	W	Oakland	Blanda
Sept. 24	L	at San Diego	Blanda
Oct. 1	L	at Dallas	Blanda
Oct. 8	L	Buffalo	Lee
Oct. 13	T	at Boston	Lee
Oct. 22	W	Dallas	Lee
Oct. 29	W	at Buffalo	Blanda
Nov. 5	W	at Denver	Blanda
Nov. 12	W	Boston	Blanda
Nov. 19	W	N.Y. Titans	Blanda
Nov. 26	W	Denver	Blanda
Dec. 3	W	San Diego	Blanda
Dec. 10	W	at N.Y. Titans	Blanda
Dec. 17	W	at Oakland	Blanda

#### AFL Championship

Dec. 24	W (P)	at San Diego	Blanda
---------	-------	--------------	--------

**Blanda (9-2, 1-0), Lee (1-1-1)**

### 1960 (10-4)

Date	W-L	Opponent	Starter
Sept. 11	W	at Oakland	Blanda
Sept. 18	W	L.A. Chargers	Blanda
Sept. 25	L	Oakland	Blanda
Oct. 9	W	N.Y. Titans	Blanda
Oct. 16	W	Dallas	Blanda
Oct. 23	W	at N.Y. Titans	Blanda
Oct. 30	L	at Buffalo	Blanda
Nov. 6	W	at Denver	Blanda
Nov. 13	L	at L.A. Chargers	Blanda
Nov. 20	W	Denver	Lee
Nov. 25	W	at Boston	Lee
Dec. 4	L	at Dallas	Lee
Dec. 11	W	Buffalo	Blanda
Dec. 18	W	Boston	Blanda

#### AFL Championship

Jan. 1	W (P)	L.A. Chargers	Blanda
--------	-------	---------------	--------

**Blanda (8-3, 1-0), Lee (2-1)**

## ALL-TIME ALL-PRO SELECTIONS

### AFL ALL-PRO

- 1960** George Blanda, QB (Honorable Mention, UPI)  
 Billy Cannon, RB (Second Team, UPI, OF)  
 Mike Dukes, LB (First Team, UPI)  
 Don Floyd, DE (Honorable Mention, UPI)  
 Bill Groman, E (First Team, UPI, OF)  
 Charlie Hennigan, RB (Honorable Mention, UPI)  
 Al Jamison, T (First Team, AP, Second Team OF)  
 Mark Johnston, S (First Team, AP, Second Team, UPI, OF)  
 Rich Michael, T (First Team, UPI, OF)  
 Dennit Morris, LB (Second Team OF, Honorable Mention, UPI)  
 Jim Norton, S (Honorable Mention, UPI)  
 Hugh Pitts, LB (Honorable Mention, UPI)  
 Dave Smith, (First Team, AP, UPI, OF)  
 Julian Spence, CB (First Team, UPI)  
 Orville Trask, DT (Second Team, UPI, OF)  
 Fred Wallner, T (Honorable Mention, UPI)
- 1961** Tony Banfield, CB (First Team, AP, UPI, OF, SN, Second Team, NY)  
 George Blanda, QB (First Team, AP, UPI, OF, SN, NY)  
 Billy Cannon, HB (First Team, AP, UPI, OF, SN, NY)  
 Don Floyd, DE (First Team, OF)  
 Bill Groman, E (First Team, AP, SN, Second Team, UPI, NY)  
 Charlie Hennigan, E (First Team, AP, UPI, OF, SN, NY)  
 Ed Husmann, DT (Second Team, UPI, NY)  
 Al Jamison, T (First Team, AP, UPI, OF, SN, NY)  
 Mark Johnston, S (First Team, NY)  
 Jim Norton, S (Second Team, UPI, NY)  
 Bob Schmidt, C (Second Team, OF)  
 Bob Talamini, G (Second Team, OF, UPI)  
 Charley Tolar, FB (Second Team, UPI, OF)
- 1962** Tony Banfield, CB, (First Team, AP, UPI, OF)  
 George Blanda, QB (Second Team, AP, UPI)  
 Doug Cline, OLB (Second Team, AP UPI)  
 Don Floyd, DE (First Team, AP, UPI, OF)  
 Charlie Hennigan, E (First Team, AP, UPI, OF)  
 Ed Husmann, DT (First Team AP, UPI)  
 Al Jamison, T (First Team, AP, UPI)  
 Jim Norton, S (First Team, UPI, Second Team, AP)  
 Bob Schmidt, C (Second Team, AP, UPI)  
 Bob Talamini, G (First Team UPI, OF)  
 Charley Tolar, FB (Second Team, AP, UPI)
- 1963** Tony Banfield, CB (First Team, AP, UPI, OF, PF)  
 George Blanda, QB (Second Team, AP, NY)  
 Doug Cline, OLB (Second Team, AP, NY, UPI)  
 Don Floyd, DE (Second Team, NY)  
 Fred Glick, S (First Team, AP, UPI, OF, NEA, NY)  
 Charlie Hennigan, E (Second Team, NEA, NY, Honorable Mention, AP)  
 Ed Husmann, DT (Second Team, UPI)  
 Bobby Jancik, S (Second Team, NY, Honorable Mention, AP, UPI)  
 Rich Michael, T (Honorable Mention, UPI)  
 Bob Schmidt, C (Second Team, UPI, NEA)  
 Bob Talamini, G (First Team, AP, OF, NEA, NY, Second Team, UPI)  
 Hogan Wharton, G (Honorable Mention, AP)
- 1964** Sonny Bishop, T (Second Team, UPI)  
 Sid Blanks, T (Second Team, UPI)  
 Don Floyd, DE (Second Team, UPI)  
 Fred Glick, S (First Team, OF, Second Team, NEA)  
 Charlie Hennigan, E (First Team, AP, UPI, NEA, OF, NY)  
 Pete Jaquess, CB (Second Team, AP)  
 Bob Talamini, G (First Team, NEA, OF, Second Team, AP, UPI, NY)
- 1965** Sonny Bishop, G (Second Team, NY)  
 Ode Burrell, RB (Second Team, NY)  
 Willie Frazier, TE (First Team, AP, UPI, OF, NEA, NY)  
 W.K. Hicks, CB (Second Team, AP, UPI, NY)  
 Bob Talamini, G (First Team, AP, UPI, OF, NY)
- 1966** Johnny Baker, OLB (Second Team, NEA)  
 George Blanda, K (Second Team, NY)  
 Walter Suggs, T (Second Team, UPI, NEA)  
 Bob Talamini, G (First Team, OF, Second Team, UPI, NEA, NY)
- 1967** Miller Farr, CB (First Team, AP, UPI, NEA, SN, FN, NY, DE)

### LEGEND

- AP** - Associated Press  
**CP** - College & Pro Football Newsweekly  
**DMN** - Dallas Morning News  
**DB** - Dick Butkus Football Network  
**DE** - Detroit News  
**DH** - Don Heinrich (Pro Football Scouts)  
**DP** - Diet Pepsi Rookie Rookie of the Year  
**DZ** - Paul Zimmerman (N.Y. Post, 1969 -78; Sports Ill., 1979-present)  
**FD** - Football Digest  
**FI** - NFL Films  
**FN** - Football News  
**FO** - Gordon Forbes, USA Today  
**FW** - Pro Football Weekly  
**FX** - Larry Fox, N.Y. Daily News  
**GN** - Gannett News Service  
**HF** - Pro Football Hall of Fame  
**JT** - Joe Theismann  
**NA** - The National  
**NBC** - NBC Sports.com  
**NEA** - Newspaper Enterprise Association  
**NY** - New York Daily News  
**OA** - Bob Oates, L.A. Times  
**OF** - Official AFL Team  
**PF** - Pro Football Digest  
**PK** - Peter King, Sports Illust.  
**RS** - Pamela Robbins Scott  
**SI** - Sports Illustrated  
**SN** - The Sporting News  
**TP** - Topps All-Pro Team  
**UPI** - United Press International  
**USA** - USA Today  
**WA** - Pro Football Writers of America

- Hoyle Granger, RB (Second Team, AP, UPI, NEA)  
 Pat Holmes, DE (First Team, AP, UPI, NEA, FN, DE, Second Team, SN, NY)  
 Bobby Maples, C (Second Team, AP, UPI, NY)  
 Jim Norton, S (First Team, FN, DE, Second Team, AP, UPI, NY)  
 Walter Suggs, T (First Team, SN, FN, Second Team, AP, UPI, NEA)  
 Bob Talamini, G (First Team, AP, UPI, NEA, SN, FN, DE)  
 George Webster, OL (First Team, AP, UPI, NEA, SN, FN, NY, DE)
- 1968** Miller Farr, CB (First Team, PF, AP, UPI, NEA, SN, FN, NY, FW)  
 Hoyle Granger, RB (Second Team, FN)  
 Ken Houston, S (Second Team, SN, NEA)  
 Alvin Reed, TE (First Team, SN, FN, NY, Second Team, AP, UPI)  
 Walter Suggs, T (First Team, SN, Second Team, AP, UPI, NEA, FN)  
 George Webster, OLB (First Team, PF, WA, AP, UPI, NEA, SN, FN, NY, FW)
- 1969** Elvin Bethea, DE (Second Team, UPI)  
 Sonny Bishop, G (Second Team, SN, Honorable Mention, UPI)  
 Garland Boyette, MLB (Honorable Mention, UPI)  
 Miller Farr, CB (First Team, SN, Second Team, AP, UPI, NEA, NY, SI)  
 Hoyle Granger, RB (Second Team, SI, Honorable Mention, UPI, PF)  
 Ken Houston, S (First Team, NY, SI, Second Team, AP, UPI, SN,



## ALL-TIME ALL-PRO SELECTIONS

FN)  
 Alvin Reed, TE (First Team, SN, Second Team, AP, UPI, NEA, NY, SI, PF)  
 Tom Regner, G (Honorable Mention, UPI)  
 George Webster, OLB (First Team, WA, AP, UPI, NEA, SN, NY, SI, PF, Second Team, HF, NEA)  
 Walter Suggs, T (Second Team, AP, UPI, NEA, NY)

### NFL ALL-PRO

- 1970** Ken Houston, S (Second Team, NEA)  
**1971** Ken Houston, S (First Team, DZ, TP, FW, Second Team, WA, NEA, FN)  
**1972** Ken Houston, S (Second Team, WA, NEA)  
**1973** Elvin Bethea, DE (Second Team, NEA)  
**1975** Elvin Bethea, DE (First Team, FN, CP, Second Team, AP, NEA)  
 Robert Brazile, OLB (First Team, DZ)  
 Curley Culp, DT (First Team, AP, WA, NEA, NY, FW)  
 Billy Johnson, KR (First Team, FW, Second Team, FN)  
**1976** Robert Brazile, OLB (First Team, WA, FN, NY, Second Team, AP)  
**1977** Robert Brazile, OLB (First Team, NEA, Second Team, AP)  
 Ken Burrough, WR (Second Team, AP, NEA)  
 Curley Culp, DT (Second Team, NEA)  
 Billy Johnson, KR (First Team, AP, WA, TP, NY, FX, CP, RS, FW)  
**1978** Elvin Bethea, DE (Second Team, NEA)  
 Robert Brazile, OLB (First Team, AP, WA, NEA, CP, FW)  
 Earl Campbell, RB (First Team, AP, WA, NEA, CP, DZ, NY, FX, FW)  
 Curley Culp, DT (Second Team, AP, NEA)  
**1979** Elvin Bethea, DE (Second Team, AP)  
 Robert Brazile, OLB (First Team, AP, FW, NEA, WA)  
 Earl Campbell, RB (First Team, AP, SN, FW, NEA, WA)  
 Curly Culp, DT (Second Team, AP)  
 Toni Fritsch, PK (First Team, AP, WA, NEA, DZ)  
 Leon Gray, T (First Team, AP, WA, NEA, CP, FW)  
 Vernon Perry, S (First Team, DZ)  
 Mike Reinfeldt, S (First Team, AP, WA, NEA, CP, NY, FX, FW)  
**1980** Gregg Bingham, ILB (First Team, FX)  
 Robert Brazile, OLB (First Team, WA, NEA, SN, CP, FD, FX, FW, Second Team, AP)  
 Earl Campbell, RB (First Team, AP, WA, NEA, SN, CP, FD, DZ, NY, FX, FW)  
 Leon Gray, T (First Team, AP, WA, SN, FD, FW, Second Team, NEA)  
 Bob Young, G (First Team, FD)  
**1981** Gregg Bingham, ILB (Honorable Mention, DH)  
 Robert Brazile, OLB (Second Team, AP, DH)  
 Earl Campbell, RB (First Team, CP, Second Team, DH)  
 Dave Casper, TE (Honorable Mention, DH)  
 Vernon Perry, S (First Team, CP, Honorable Mention, DH)  
**1982** Earl Campbell, RB (Honorable Mention, DH)  
 Dave Casper, TE (Honorable Mention, OA)  
**1983** Earl Campbell, RB (Honorable Mention, DH)  
 Mike Munchak, G (Second Team, NEA)  
**1984** Mike Munchak, G (Second Team, NEA, DH)  
**1985** Bo Eason, S (Second Team, NEA)  
 Bruce Matthews, T (Honorable Mention, DH)  
 Mike Munchak, T (First Team, FD, Second Team, AP, NEA, DH)  
**1986** Bruce Matthews, T (Third Team, GN)  
**1987** Keith Bostic, S (First Team, NEA, FD, FI, Second Team, AP, DH)  
 Ray Childress, DE (Honorable Mention, DH)  
 Ernest Givins, WR (Honorable Mention, DH)  
 Warren Moon, QB (Honorable Mention, DH)  
 Mike Munchak, G (First Team, AP, WA, NEA, SN, FO, FD, TP, DH)  
 Mike Rozier, RB (Honorable Mention, DH)  
**1988** Patrick Allen, CB (Honorable Mention, AP)  
 Keith Bostic, S (Honorable Mention, AP)  
 Ray Childress, DE (Second Team, AP, NEA, CP, FD, Honorable Mention, DH)  
 Jeff Donaldson, S (Second Team, CP, Honorable Mention, AP, DH)  
 Drew Hill, WR (First Team, DH, Honorable Mention, AP)  
 Bruce Matthews, G (First Team, AP, WA, SN, FD, FO, DZ, DH, FW, Second Team, NEA, CP)
- Warren Moon, QB (Honorable Mention, DH)  
 Mike Munchak, G (First Team, WA, NEA, FO, FW, Second Team, AP)  
**1989** Ray Childress, DE (Second Team, AP, Honorable Mention, DH)  
 Bruce Matthews, G (First Team, AP, SN, DZ, FD, FI, FW, Second Team, NEA, CP)  
 Greg Montgomery, P (First Team, NEA, Honorable Mention, DH)  
 Warren Moon, QB (Honorable Mention, DH)  
 Mike Munchak, G (First Team, NEA, FO, Second Team, AP)  
 Eugene Seale, ST (First Team, FW)  
**1990** Ray Childress, DE (First Team, WA, CP, FO, DZ, SN, DH, Second Team, AP, NEA, NA, Honorable Mention, PK)  
 Ernest Givins, WR (Second Team, AP, Honorable Mention, DH, PK)  
 Drew Hill, WR (Honorable Mention, AP, DH)  
 Haywood Jeffires, WR (Second Team, CP, NA, Honorable Mention, DH)  
 Richard Johnson, CB (Second Team, CP, Honorable Mention, AP)  
 Terry Kinard, S (Honorable Mention, AP)  
 Bruce Matthews, G (First Team, AP, WA, NEA, CP, FO, SN, FI, DH, FW, Second Team, PK)  
 Bubba McDowell, S (Honorable Mention, AP, DH)  
 Greg Montgomery, P (Honorable Mention, AP, DH)  
 Warren Moon, QB (First Team, SN, FI, Second Team, AP, DH, Honorable Mention, FD, PK)  
 Mike Munchak, G (Second Team, AP, DH)  
**1991** Ray Childress, DT (First Team, NEA, CP, FO, FD, FI, DH, Honorable Mention, AP)  
 Cris Dishman, CB (First Team, AP, FO, FD, FI, DH, FW, Second Team, CP)  
 William Fuller, DE (Honorable Mention, AP, DH)  
 Haywood Jeffires, WR (First Team, AP, WA, FD, FI, Second Team, NEA, CP, DH)  
 Bruce Matthews, C (First Team, NEA, FD, FI, FW, Second Team, AP, CP)  
 Bubba McDowell, S (Second Team, AP, CP, DH)  
 Warren Moon, QB (Honorable Mention, AP, DH)  
 Mike Munchak, G (First Team, AP, WA, FW, CP, FD, Second Team, NEA, Honorable Mention, DH)  
 Bo Orlando, S (Honorable Mention, AP)  
 Al Smith, MLB (First Team, WA, FW, Second Team, CP, DH, Honorable Mention, AP)  
**1992** Ray Childress, DT (First Team, AP, WA, NEA, CP, FO, DZ, FI, JT)  
 Cris Dishman, S (Honorable Mention, AP)  
 William Fuller, DE (Honorable Mention, AP, JT)  
 Ernest Givins, WR (Honorable Mention, JT)  
 Haywood Jeffires, WR (Honorable Mention, AP, JT)  
 Bruce Matthews, C (First Team, AP, WA, NEA, SN, FD, JT, Second Team, CP)  
 Bubba McDowell, S (First Team, JT, Honorable Mention, AP)  
 Greg Montgomery, P (Honorable Mention, AP, JT)  
 Mike Munchak, G (Second Team, AP, CP, JT)  
 Al Smith, MLB (First Team, AP, FD, Second Team, NEA, CP, FO, Honorable Mention, JT)  
 Lorenzo White, RB (Honorable Mention, AP, JT)  
**1993** Ray Childress, DT (First Team, FO, Second Team, AP, CP, FD, Honorable Mention, JT)  
 Al Del Greco, K (Second Team, FD, Honorable Mention, AP)  
 Cris Dishman, CB (Honorable Mention, AP, JT)  
 Sean Jones, DE (Honorable Mention, AP, JT)  
 Bruce Matthews, C (First Team, WA, SN, CP, FD, FI, Second Team, AP)  
 Greg Montgomery, P (First Team, AP, WA, SN, CP, FD, FI, Honorable Mention, JT)  
 Warren Moon, QB (Honorable Mention, AP, JT)  
 Mike Munchak, G (First Team, FD, FI, Second Team, AP, CP)  
 Bo Orlando, S (Honorable Mention, AP)  
 Marcus Robertson, S (First Team, AP, SN, JT, Second Team, CP)  
 Webster Slaughter, WR (Honorable Mention, AP)  
 Al Smith, MLB (Honorable Mention, AP)  
**1994** Rich Camarillo, P (Honorable Mention, AP)  
 Bruce Matthews, C (Honorable Mention, AP)  
**1995** Michael Barrow, MLB (First Team, DZ)



## ALL-TIME ALL-PRO SELECTIONS

- Blaine Bishop, S (First Team, DZ, Second Team, FD, Honorable Mention, AP)  
 Darryll Lewis, CB (First Team, FD, TJ, Honorable Mention, AP)  
 Bruce Matthews, G (Second Team, BM, Honorable Mention, AP)  
 Mark Stepnoski, C (Honorable Mention, AP)
- 1996** Blaine Bishop, S (Honorable Mention, AP)  
 Al Del Greco, K (Honorable Mention, AP)  
 Cris Dishman, CB (Honorable Mention, AP)  
 Mel Gray, KR (Honorable Mention, AP)  
 Bruce Matthews, G (First Team, DB, Second Team, AP, FD)  
 John Henry Mills, ST (Second Team, FI)  
 Mark Stepnoski, C (Second Team, AP, FD)
- 1997** Blaine Bishop, S (Honorable Mention, AP)  
 Brad Hopkins, T (First Team, DZ, Honorable Mention, AP)  
 Bruce Matthews, G (Honorable Mention, AP)  
 Marcus Robertson, S (First Team, DZ, Honorable Mention, AP)
- 1998** Craig Hentrich, P (First Team, AP, WA, CP, SN, FD, USA)  
 Bruce Matthews, G (First Team, AP, WA, SN, USA, Second Team, FD)  
 Frank Wycheck, TE (First Team, DZ, Second Team, CP, FD)
- 1999** Eddie George, RB (Second Team, AP, CP, FD)  
 Jevon Kearse, DE (First Team, AP, DZ, CP, SN, FD, FW, WA)  
 Bruce Matthews, G (First Team, AP, FD, FW, WA)  
 Jon Runyan, T (Second Team, AP, FD)
- 2000** Blaine Bishop, S (First Team, FD, Second Team, AP)  
 Keith Bulluck, ST (Second Team, FD)  
 Eddie George, RB (First Team, AP, CP, FD, FW, WA)  
 Jevon Kearse, DE (First Team, FO)  
 Derrick Mason, KR (First Team, AP, CP, DZ, FO, FW, SN, WA, Second Team, FD)  
 Bruce Matthews, G (First Team, AP, FW, SN, FD, WA)  
 Samari Rolle, CB (First Team, AP, CP, FD, FW, SN, WA)
- 2001** Frank Wycheck, TE (Second Team, AP)
- 2002** Keith Bulluck, LB (Second Team, AP)
- 2003** Keith Bulluck, LB (First Team, AP, DZ, FW, WA, PK)  
 Steve McNair, QB (Second Team, AP, FD, First Team, DZ)  
 Craig Hentrich, P (First Team, PD)
- 2004** Keith Bulluck, LB (First Team, DZ)
- 2007** Albert Haynesworth, DT (First Team, AP, DZ, FW, WA)  
 Rob Bironas, K (First Team, AP, SN, SI)
- 2008** Albert Haynesworth, DT (First Team, AP, SN, SI, NBC, DMN)  
 Cortland Finnegan, CB (First Team, AP, SN, SI, NBC, DMN)  
 Kevin Mawae, C (First Team, AP, NBC)  
 Michael Roos, OT (First Team, AP, SN, SI, DMN)  
 David Stewart, OT (Second Team, AP)
- 2009** Tony Brown, DT (SI)  
 Chris Johnson, RB (First Team, AP, SN, SI, FW/WA)  
 Michael Roos, OT (First Team, DMN, Second Team, AP)
- 2010** Michael Griffin, S (Second Team, AP)
- 2011** Michael Roos, OT (First Team, SN)
- 2013** Jurrell Casey, DT (Second Team, AP)  
 Alterraun Verner, CB (First Team, SI, Second Team, AP)
- 2016** Jack Conklin, T (First Team, AP)
- 2017** Kevin Byard, S (First Team, AP, WA)  
 Brett Kern, P (First Team, SN, Second Team, AP)  
 Taylor Lewan, T (First Team, SN)
- 2018** Kevin Byard, S (Second Team, WA)
- 2019** Derrick Henry, RB (First Team, WA, Second Team, AP)  
 Derrick Henry, Flex (Second Team, AP)  
 Brett Kern, P (First Team, AP, WA, SN)
- 2020** Derrick Henry, RB (First Team, AP, WA, SN)
- 2021** Kevin Byard, S (First Team, AP, WA, SN)  
 Jeffery Simmons, DT (Second Team, AP)
- Alvin Reed, TE (First Team, UPI, FW)  
 Walter Suggs, T (Honorable Mention, UPI)
- 1971** Elvin Bethea, DE (First Team, FW, Second Team, UPI)  
 Ken Houston, S (First Team, UPI, SN, FW)  
 Ron Pritchard, OLB (Second Team, UPI)
- 1972** Elvin Bethea, DE (First Team, SN, Second Team, UPI)  
 Ken Houston, S (Second Team, UPI)  
 Guy Murdock, C (All-Rookie)  
 Mike Tilleman, DT (Honorable Mention, UPI)
- 1973** Gregg Bingham, LB (All-Rookie)  
 Elvin Bethea, DE (Second Team, UPI)  
 John Matuszak, DT (All-Rookie)
- 1974** Elvin Bethea, DE (First Team, FW, TP, Second Team, UPI)  
 Gregg Bingham, MLB (Honorable Mention, UPI)  
 Ken Burrough, WR (Honorable Mention, UPI)
- 1975** Elvin Bethea, DE (First Team, NY)  
 Robert Brazile, OLB (Second Team, UPI, All-Rookie)  
 Curley Culp, DT (First Team, AP, UPI, SN, FW, NY, TP)  
 Billy Johnson, KR (First Team, FW, TP)
- 1976** Elvin Bethea, DE (Honorable Mention, UPI)  
 Robert Brazile, OLB (First Team, UPI, SN, FW, NY, TP, PB)  
 Curley Culp, DT (First Team, SN, FW, TP, PB, Second Team, UPI)
- 1977** Elvin Bethea, DE (Honorable Mention, UPI)  
 Robert Brazile, OLB (Second Team, UPI)  
 Ken Burrough, WR (Second Team, UPI)  
 Rob Carpenter, RB (All-Rookie)  
 Curley Culp, DT (First Team, FW, Honorable Mention, UPI)  
 Bill Currier, DB (All-Rookie)  
 Billy Johnson, KR (First Team, FW, NY)  
 George Reihner, G (All-Rookie)
- 1978** Elvin Bethea, DE (First Team, UPI, FW, NY, FX)  
 Robert Brazile, OLB (First Team, UPI, SN, FW, FX, TP)  
 Earl Campbell, RB (First Team, UPI, SN, FW, NY, FX, TP, All-Rookie)  
 Curley Culp, DT (Second Team, UPI)  
 Greg Sampson, T (Second Team, UPI)
- 1979** Jesse Baker, DE (All-Rookie)  
 Robert Brazile, OLB (First, UPI, SN, FW)  
 Earl Campbell, RB (First Team, UPI, SN, FW, NY, FX, TP)  
 Curley Culp, DT (Second Team, UPI)  
 Toni Fritsch, PK (First Team, UPI, SN, FW, NY, FX, TP)  
 Leon Gray, T (First Team, UPI, SN, FW)  
 Carl Mauck, C (Second Team, UPI)  
 Vernon Perry, S (All-Rookie)  
 Mike Reinfeldt, S (First Team, UPI, SN, FW, NY, FX, TP)
- 1980** Gregg Bingham, ILB (First Team, FX)  
 Robert Brazile, OLB (First Team, UPI, FW, NY, FX, TP, PB)  
 Earl Campbell, RB (First Team, UPI, FW, NY, FX, TP, PB)  
 Leon Gray, T (First Team, UPI, FW, TP)  
 Carl Mauck, C (First Team, FX, Honorable Mention, UPI)  
 Vernon Perry, S (Second Team, UPI)  
 Mike Reinfeldt, S (Second Team, UPI)  
 Carl Roaches, KR (All-Rookie)  
 Greg Stemrick, CB (Second Team, UPI)
- 1981** Robert Brazile, OLB (First Team, TP, Second Team, UPI)  
 Earl Campbell, RB (First Team, FX, NY, Second Team, UPI)  
 Leon Gray, T (Second Team, UPI)  
 Vernon Perry, S (First Team, FX)  
 Carl Roaches, KR (First Team, FW, TP)
- 1982** Robert Brazile, OLB (First Team, UPI)
- 1983** Steve Brown, CB (All-Rookie)  
 Bruce Matthews, T (All-Rookie)  
 Harvey Salem, T (All-Rookie)  
 Tim Smith, WR (First Team, FW)  
 Brian Sochia, DT (All-Rookie)
- 1984** Warren Moon (All-Rookie)  
 Mike Munchak, G (First Team, FW, Second Team, UPI)  
 Dean Steinkuhler, T (All-Rookie)
- 1985** Ray Childress, DE (All-Rookie, WA)  
 Mike Munchak, G (First Team, FN, Second Team, FN, UPI)
- 1986** Ray Childress, DE (First Team, FN)  
 Ernest Givins, WR (All-Rookie, FW, WA)

### ALL-AFC

- 1970** Elvin Bethea, DE (Honorable Mention, UPI)  
 Glen Ray Hines, T (Honorable Mention, UPI)  
 Ken Houston, S (First Team, FW, Second Team, UPI)  
 Jerry LeVias, WR (Honorable Mention, UPI)  
 Zeke Moore, CB (Honorable Mention, UPI)  
 Ron Pritchard, OLB (Second Team, UPI)

## ALL-TIME ALL-PRO SELECTIONS

- 1987** Keith Bostic, S (First Team, UPI, FW)  
Mike Munchak, G (First Team, UPI, FW, FN)  
Mike Rozier, RB (Second Team, UPI)
- 1988** Ray Childress, DE (First Team, UPI, FW)  
Drew Hill, WR (Second Team, UPI)  
Bruce Matthews, G (First Team, UPI, FW, FN)  
Warren Moon, QB (Second Team, UPI)  
Mike Munchak, G (First Team, FW, Second Team, UPI)  
Eugene Seale, ST (First Team, FW)
- 1989** Ray Childress, DE (Second Team, UPI)  
John Grimsley, ILB (Second Team, UPI)  
Bruce Matthews, G (First Team, UPI, FW, FN)  
Bubba McDowell, CB (All-Rookie, FW, WA)  
Greg Montgomery, P (First Team, UPI, FW)  
Warren Moon, QB (First Team, UPI, FN)  
Mike Munchak, G (First Team, UPI, FW)  
Tony Zendejas, K (Second Team, UPI)
- 1990** Ray Childress, DT (First Team, FN, Second Team, UPI)  
Ernest Givins, WR (First Team, UPI)  
Drew Hill, WR (First Team, FN, Second Team, UPI)  
Bruce Matthews, G (First Team, UPI, FW, FN)  
Warren Moon, QB (First Team, UPI, FW, FN)  
Mike Munchak, G (First Team, FN, Second Team, UPI)
- 1991** Ray Childress, DT (First Team, UPI, FW)  
Cris Dishman, CB (First Team, UPI, FW, FN)  
John Flannery, G/C (All-Rookie, FW, WA)  
William Fuller, DE (First Team, UPI, FW, FN)  
Haywood Jeffires, WR (First Team, UPI, FW, FN)  
Bruce Matthews, C (First Team, FW)  
Mike Munchak, G (First Team, UPI, FW, FN)  
Al Smith, (First Team, UPI, FW, FN)
- 1992** Ray Childress, DT (First Team, FW)  
Haywood Jeffires, WR (First Team, UPI, FW, FN)  
Bruce Matthews, C (First Team, UPI, FW, FN)  
Greg Montgomery, P (First Team, UPI)  
Mike Munchak, G (First Team, UPI, FW, FN)  
Eddie Robinson, LB (All-Rookie, FW, WA)  
Al Smith, MLB (First Team, FW, FN)
- 1993** Ray Childress, DT (First Team, UPI, FW, FN)  
Brad Hopkins, T (All-Rookie, FW, WA)  
Bruce Matthews, C (First Team, UPI, FW, FN)  
Greg Montgomery, P (First Team, UPI, FW, FN)  
Mike Munchak, G (First Team, UPI, FW, FN)
- 1995** Blaine Bishop, S (First Team, UPI, FW, FN)  
Darryll Lewis, CB (First Team, FN, Second Team, UPI)  
Bruce Matthews, G (First Team, UPI, FW, FN)  
Marcus Robertson, S (First Team, UPI, FW)  
Chris Sanders, WR (All-Rookie, FW, WA)  
Gary Walker, DT (All-Rookie, FW, WA)
- 1996** Blaine Bishop, S (Second Team, UPI)
- Al Del Greco, K (Second Team, UPI)  
Eddie George, RB (Second Team, UPI, All-Rookie, FW, WA)  
Bruce Matthews, G (First Team, UPI, FW, FN)  
John Henry Mills, ST (First Team, FW)  
Mark Stepnoski, C (Second Team, UPI)
- 1997** Kenny Holmes, DE (All-Rookie, FW, WA)  
Bruce Matthews, G (First Team, FW, FN)
- 1998** Craig Hentrich, P (First Team, FW, FN)  
Kevin Long, C (All-Rookie, FW, WA)  
Bruce Matthews, G (First Team, FW, FN)
- 1999** Eddie George, RB (First Team, FW)  
Jevon Kearse, DE (First Team, FW, FN, All-Rookie, FW, WA)  
Bruce Matthews, G (First Team, FW, FN)  
John Thornton, DT (All-Rookie, FW, WA)
- 2000** Blaine Bishop, S (First Team, FN)  
Eddie George, RB (First Team, FN, FW)  
Brad Hopkins, T (First Team, FW)  
Derrick Mason, KR (First Team, FN, FW), PR (First Team, FW)  
Bruce Matthews, G (First Team, FN, FW)  
Samari Rolle, CB (First Team, FW, FN)
- 2002** Jeff Fisher (Coach of the Year, FD)  
Steve McNair, QB (First Team, SI) (3rd in MVP voting, AP)  
Carlos Hall, DE (All-Rookie, FW, WA)  
Keith Bulluck, LB (First Team, FW, FD) (Second Team All-Pro, AP)  
Lance Schulters, S (First Team, FW)  
Kevin Carter, DE (Second Team, FD)
- 2003** Keith Bulluck, LB (First Team, FW)  
Craig Hentrich, P (First Team, FW)
- 2004** Jacob Bell, G (All-Rookie, FW, WA)
- 2005** Pacman Jones, CB/PR/KR (All-Rookie, CP, FW, WA)
- 2006** Vince Young, QB (All-Rookie, PF, WA)
- 2007** Kevin Mawae, C (First Team, PK)
- 2008** Cortland Finnegan, CB (First Team, WA)  
Chris Johnson, RB (First Team, WA, All-Rookie, FW, WA, SN)  
Kevin Mawae, C (First Team, WA)
- 2009** Chris Johnson, RB (First Team, WA)
- 2010** Marc Mariani, PR/KR (All-Rookie, FW, WA, SN)
- 2013** Jurrell Casey, DT (First Team, WA)
- 2016** DeMarco Murray, RB (First Team, WA)
- 2017** Kevin Byard, S (First Team, WA)  
Brett Kern, P (First Team, WA)
- 2018** Derrick Henry, RB (First Team, WA)  
Brett Kern, P (First Team, WA)  
Taylor Lewan, T (First Team, WA)
- 2019** Derrick Henry, RB (First Team, WA)  
Brett Kern, P (First Team, WA)
- 2020** Derrick Henry, RB (First Team, WA)
- 2021** Kevin Byard, S (First Team, AP, WA, SN)  
Jeffery Simmons, DT (Second Team, AP)



Punter Brett Kern was named first team Associated Press All-Pro and was selected to his third consecutive Pro Bowl in 2019.

## ALL-TIME HONORS

*(Number of individual Pro Bowls selected in parenthesis)*

### AFL ALL-STARs

1961	Tony Banfield, CB (1) George Blanda, QB (1) Billy Cannon, HB (1) Don Floyd, DE (1) Charlie Hennigan, E (1) Ed Husmann, DT (1) Al Jamison, T (1) Mark Johnston, S (1) Bob McLeod, E (1) Dennit Morris, LB (1) Bob Schmidt, C (1) Charley Tolar, FB (1)
1962	Tony Banfield, CB (2) George Blanda, QB (2) Willard Dewveall, E (1) Don Floyd, DE (2) Fred Glick, S (1) Charlie Hennigan, E (2) Ed Husmann, DT (2) Al Jamison, T (2) Rich Michael, T (1) Jim Norton, S (1) Bob Schmidt, C (2) Bob Talamini, G (1) Charley Tolar, FB (2)
1963	Tony Banfield, CB (3) George Blanda, QB (3) Fred Glick, S (2) Charlie Hennigan, E (3) Ed Husmann, DT (3) Rich Michael, T (2) Jim Norton, S (2) Bob Schmidt, C (3) Bob Talamini, G (2)
1964	Sid Blanks, RB (1) Don Floyd, DE (3) Fred Glick, S (3) Charlie Hennigan, E (4) Pete Jaquess, CB (1) Bob Talamini, G (3)
1965	Ode Burrell, RB (2) Willie Frazier, TE (1) Charlie Hennigan, E (5) Bob Talamini, G (4)
1966	Charles Frazier, E (1) W.K. Hicks, CB (1) Bob Talamini, G (5)
1967	Woody Campbell, RB (1) Miller Farr, CB (1) Hoyle Granger, RB (1) Pat Holmes, DE (1) Jim Norton, S (3) Walter Suggs, T (1) Bob Talamini, G (6) George Webster, LB (1)
1968	Sonny Bishop, G (1) Garland Boyette, MLB (1) Miller Farr, CB (2) Hoyle Granger, RB (2) Glen Ray Hines, T (1) Pat Holmes, DE (2) Bobby Maples, C (1) Alvin Reed, TE (1) Walter Suggs, T (2) George Webster, LB (2)
1969	Jim Beirne, WR (1) Elvin Bethea, DE (1) Garland Boyette, MLB (2)

Miller Farr, CB (3) Glen Ray Hines, T (2) Ken Houston, S (2) Jerry LeVias, WR (1) Zeke Moore, CB (1) Alvin Reed, TE (2) George Webster, LB (3)
--

### AFC PRO BOWL

1970	Ken Houston, S (3) Zeke Moore, CB (2)
1971	Elvin Bethea, DE (2) Ken Houston, S (4)
1972	Elvin Bethea, DE (3) Ken Houston, S (5)
1973	Elvin Bethea, DE (4)
1974	Elvin Bethea, DE (5)
1975	Elvin Bethea, DE (6) Ken Burrough, WR (1) Curley Culp, DT (1) Billy Johnson, KR (1) Dan Pastorini, QB (1)
1976	Robert Brazile, OLB (1) Curley Culp, DT (2)
1977	Robert Brazile, OLB (2) Ken Burrough, WR (2) Curley Culp, DT (3) Billy Johnson, KR (2)
1978	Elvin Bethea, DE (7) Robert Brazile, OLB (3) Earl Campbell, RB (1) Curley Culp, DT (4)
1979	Elvin Bethea, DE (8) Robert Brazile, OLB (4) Earl Campbell, RB (2) Toni Fritsch, K (1) Leon Gray, T (1) Mike Reinfeldt, S (1)
1980	Robert Brazile, OLB (5) Dave Casper, TE (1) Earl Campbell, RB (3) Greg Stemrick, CB (1)
1981	Robert Brazile, OLB (6) Earl Campbell, RB (4) Leon Gray, T (2) Carl Roaches, KR (1)
1982	Robert Brazile, OLB (7)
1983	Earl Campbell, RB (5)
1984	Mike Munchak, G (1)
1985	Mike Munchak, G (2)
1987	Keith Bostic, S (1) Mike Munchak, G (3) Mike Rozier, RB (1)
1988	Keith Bostic, S (2) Ray Childress, DE (1) John Grimsley, ILB (1) Drew Hill, WR (1) Bruce Matthews, G (1) Warren Moon, QB (1) Mike Munchak, G (4) Mike Rozier, RB (2)
1989	Bruce Matthews, G (2) Warren Moon, QB (2) Mike Munchak, G (5)
1990	Ray Childress, DT (2) Ernest Givins, WR (1) Drew Hill, WR (2) Bruce Matthews, G (3) Warren Moon, QB (3) Mike Munchak, G (6)
1991	Ray Childress, DT (3) Cris Dishman, CB (1)

1992	William Fuller, DE (1) Haywood Jeffires, WR (1) Bruce Matthews, C (4) Warren Moon, QB (4) Mike Munchak, G (7) Al Smith, MLB (1) Ray Childress, DT (4) Curtis Duncan, WR (1) Ernest Givins, WR (2) Haywood Jeffires, WR (2) Bruce Matthews, C (5) Warren Moon, QB (5) Mike Munchak, G (8) Al Smith, MLB (2) Lorenzo White, RB (1)
1993	Ray Childress, DT (5) Haywood Jeffires, WR (3) Sean Jones, DE (1) Bruce Matthews, C (6) Greg Montgomery, P (1) Warren Moon, QB (6) Mike Munchak, G (9) Webster Slaughter, WR (2,1)
1994	Bruce Matthews, C (7)
1995	Blaine Bishop, S (1) Darryll Lewis, CB (1) Bruce Matthews, C (8) Mark Stepanoski, C (4, 1)
1996	Blaine Bishop, S (2) Bruce Matthews, G (9) John Henry Mills, ST (1) Mark Stepanoski, C (5, 2)
1997	Blaine Bishop, S (3) Eddie George, RB (1) Bruce Matthews, G (10)
1998	Eddie George, RB (2) Craig Hentrich, P (1) Bruce Matthews, G (11) Frank Wycheck, TE (1)
1999	Eddie George, RB (3) Jevon Kearse, DE (1) Frank Wycheck, TE (2) Bruce Matthews, G (12)
2000	Blaine Bishop, S (4) Eddie George, RB (4) Brad Hopkins, T (1) Jevon Kearse, DE (2) Derrick Mason, KR (1) Bruce Matthews, G (13) Steve McNair, QB (1) Samari Rolle, CB (1) Frank Wycheck, TE (3)
2001	Bruce Matthews, G (14) Jevon Kearse, DE (3)
2002	Kevin Carter, DE (2, 1)
2003	Steve McNair, QB (2) Keith Bulluck, LB (1) Brad Hopkins, OT (2) Craig Hentrich, P (2) Derrick Mason, WR (2)
2005	Steve McNair, QB (3) Kyle Vanden Bosch, DE (1)
2006	Vince Young, QB (1)
2007	Rob Bironas, K (1) Albert Haynesworth, DT (1) Kyle Vanden Bosch, DE (2)
2008	Cortland Finnegan, CB (1) Albert Haynesworth, DT (2) Kevin Mawae, C (7, 1) Chris Hope, S (1) Chris Johnson, RB (1) Michael Roos, OT (1)



## ALL-TIME HONORS

	Kerry Collins, QB (2, 1)
	Michael Griffin, S (1)
<b>2009</b>	Chris Johnson, RB (2)
	Kevin Mawae, C (8, 2)
	Kyle Vanden Bosch, DE (3)
	Vince Young, QB (2)
<b>2010</b>	Jason Babin, DE (1)
	Michael Griffin, S (2)
	Chris Johnson, RB (3)
	Marc Mariani, KR/PR (1)
<b>2013</b>	Alterraun Verner, CB (1)
<b>2015</b>	Jurrell Casey, DT (1)
	Delanie Walker, TE (1)
<b>2016</b>	DT Jurrell Casey (2)
	T Taylor Lewan (1)
	RB DeMarco Murray (3, 1)
	OLB Brian Orakpo (4, 1)
	TE Delanie Walker (2)
<b>2017</b>	S Kevin Byard (1)
	DT Jurrell Casey (3)
	P Brett Kern (1)
	T Taylor Lewan (2)
	ST Brynden Trawick (1)
	TE Delanie Walker (3)
<b>2018</b>	DT Jurrell Casey (4)
	P Brett Kern (2)
	T Taylor Lewan (3)
<b>2019</b>	DT Jurrell Casey (5)
	RB Derrick Henry (1)
	P Brett Kern (3)
	QB Ryan Tannehill (1)
<b>2020</b>	WR A.J. Brown (1)
	RB Derrick Henry (2)
<b>2021</b>	S Kevin Byard (2)
	OLB Harold Landry III (1)
	G Rodger Saffold III (1)
	DT Jeffery Simmons (1)

### ASSOCIATED PRESS NFL MVP

<b>1979</b>	Earl Campbell, RB
<b>2003</b>	Steve McNair, QB

### ASSOCIATED PRESS COMEBACK PLAYER OF THE YEAR

<b>2019</b>	Ryan Tannehill, QB
-------------	--------------------

### ASSOCIATED PRESS COACH OF THE YEAR

<b>2021</b>	Mike Vrabel
-------------	-------------

### PRO FOOTBALL WRITERS ASSOCIATION COACH OF THE YEAR

<b>2021</b>	Mike Vrabel
-------------	-------------

### BERT BELL TROPHY

(NFL Most Valuable Player presented by Philadelphia Maxwell Club)

<b>1979</b>	Earl Campbell, RB
-------------	-------------------

### BERT BELL ROOKIE OF THE YEAR

(NFL Rookie Most Valuable Player presented by Philadelphia Maxwell Club)

<b>1996</b>	Eddie George, RB
-------------	------------------

### AFL PLAYER OF THE YEAR

<b>1961</b>	George Blanda, QB (UPI, SN)
<b>1967</b>	George Blanda, QB (SN)

### AFL DEFENSIVE ROOKIE OF THE YEAR

<b>1967</b>	George Webster, LB (SN)
-------------	-------------------------

### NFL PLAYER OF THE YEAR

<b>1978</b>	Earl Campbell, RB (NEA, WA, FD, NY)
<b>1979</b>	Earl Campbell, RB (NEA, WA)
<b>1980</b>	Earl Campbell, RB (NEA, NY, CP)
<b>2003</b>	Steve McNair, QB (DZ)

### NFL OFFENSIVE PLAYER OF THE YEAR

<b>1978</b>	Earl Campbell, RB (AP)
<b>1979</b>	Earl Campbell, RB (AP, FW)
<b>1980</b>	Earl Campbell, RB (AP)
<b>1990</b>	Warren Moon, QB (AP)
<b>2009</b>	Chris Johnson, RB (AP)
<b>2020</b>	Derrick Henry, RB (AP)

### NFL DEFENSIVE PLAYER OF THE YEAR

<b>1975</b>	Curley Culp, DT (NEA)
<b>1979</b>	Jesse Baker, DT (FW)

### NFL ROOKIE OF THE YEAR

<b>1978</b>	Earl Campbell, RB (AP)
<b>1979</b>	Jesse Baker, DT (FW)
<b>1996</b>	Eddie George, RB (SN, FW, SI)
<b>2006</b>	Vince Young, QB (SI, DP)

### NFL OFFENSIVE ROOKIE OF THE YEAR

<b>1978</b>	Earl Campbell, RB (FW)
<b>1996</b>	Eddie George, RB (AP, FW, FD, CP)
<b>2006</b>	Vince Young, QB (AP, PF, WA)

### NFL DEFENSIVE ROOKIE OF THE YEAR

<b>1975</b>	Robert Brazile, LB (AP)
<b>1979</b>	Jesse Baker, DT (FW)
<b>1999</b>	Jevon Kearse, DE (AP, FN, FW, CP, FD)

### AFC PLAYER OF THE YEAR

<b>1978</b>	Earl Campbell, RB (SN, NY)
<b>2000</b>	Eddie George, RB (FN)

### AFC OFFENSIVE PLAYER OF THE YEAR

<b>1978</b>	Earl Campbell, RB (UPI, KC)
<b>1990</b>	Warren Moon, QB (UPI)

### AFC DEFENSIVE PLAYER OF THE YEAR

<b>1975</b>	Robert Brazile, LB (SN)
<b>1979</b>	Jesse Baker, DT (FW)
	Mike Reinfeldt, S (KC)

### DIET PEPSI ROOKIE OF THE YEAR

<b>2006</b>	Vince Young, QB
-------------	-----------------

### ED BLOCK COURAGE AWARD

(nominee from each NFL team for courage in battling injuries)

<b>1984</b>	Bob Hamm
<b>1985</b>	Pat Howell
<b>1986</b>	Dean Steinkuhler
<b>1987</b>	Kent Hill
<b>1988</b>	Alonzo Highsmith
<b>1989</b>	Doug Smith
<b>1990</b>	Mike Munchak
<b>1991</b>	Bubba McDowell
<b>1992</b>	Warren Moon
<b>1993</b>	Curtis Duncan
<b>1994</b>	Marcus Robertson
<b>1995</b>	Barron Wortham
<b>1996</b>	Blaine Bishop
<b>1997</b>	Bruce Matthews

<b>1998</b>	Steve Jackson
-------------	---------------

<b>1999</b>	Steve McNair
<b>2000</b>	Kenny Holmes
<b>2001</b>	Kevin Dyson
<b>2002</b>	Eddie George
<b>2003</b>	Kevin Carter
<b>2004</b>	Keith Bulluck
<b>2005</b>	Tank Williams
<b>2006</b>	Brandon Jones
<b>2007</b>	David Thornton
<b>2008</b>	Chris Hope
<b>2009</b>	Kevin Mawae
<b>2010</b>	Will Witherspoon
<b>2011</b>	Derrick Morgan
<b>2012</b>	Kenny Britt
<b>2013</b>	David Stewart
<b>2014</b>	Michael Griffin
<b>2015</b>	Craig Stevens
<b>2016</b>	Jason McCourty
<b>2017</b>	Karl Klug
<b>2018</b>	Jack Conklin
<b>2019</b>	Jonnu Smith
<b>2020</b>	Jeffery Simmons
<b>2021</b>	Nick Westbrook-Ikhine

### TITANS MAN OF THE YEAR

(nominee from each NFL team for Walter Payton NFL Man of the Year)

<b>1996</b>	Marcus Robertson
<b>1997</b>	Al Del Greco
<b>1998</b>	Al Del Greco
<b>1999</b>	Chris Sanders
<b>2000</b>	Kenny Holmes
<b>2001</b>	Jason Fisk
<b>2002</b>	Kevin Carter
<b>2003</b>	Kevin Carter
<b>2004</b>	Kevin Carter
<b>2005</b>	Steve McNair
<b>2006</b>	Keith Bulluck
<b>2007</b>	Keith Bulluck
<b>2008</b>	David Thornton
<b>2009</b>	Kyle Vanden Bosch
<b>2010</b>	Cortland Finnegan
<b>2011</b>	Cortland Finnegan
<b>2012</b>	Jared Cook
<b>2013</b>	Delanie Walker
<b>2014</b>	Jason McCourty
<b>2015</b>	Delanie Walker
<b>2016</b>	Jurrell Casey
<b>2017</b>	Wesley Woodyard
<b>2018</b>	Jurrell Casey
<b>2019</b>	Ben Jones
<b>2020</b>	Kevin Byard
<b>2021</b>	Derrick Henry

### NFL PLAYER OF THE WEEK

<b>1984</b>	<b>Larry Moriarty, RB, Week 11</b> (AFC Offensive)
<b>1985</b>	<b>Steve Brown, CB, Week 1</b> (AFC Defensive)
	<b>Bo Eason, S, Week 12</b> (AFC Defensive)
<b>1987</b>	<b>Eugene Seale, LB, Week 4</b> (AFC Defensive)
<b>1988</b>	<b>Ray Childress, DT, Week 1</b> (AFC Defensive)
	<b>Allen Pinkett, RB, Week 4</b> (AFC Offensive)
	<b>Drew Hill, WR, Week 9</b> (AFC Offensive)
<b>1989</b>	<b>Warren Moon, QB, Week 6</b> (AFC Offensive)



## ALL-TIME HONORS

1990	<b>Warren Moon, QB, Week 6</b> (AFC Offensive) <b>Johnny Meads, LB, Week 7</b> (AFC Defensive) <b>Warren Moon, QB, Week 11</b> (AFC Offensive) <b>Lorenzo White, RB, Week 12</b> (AFC Offensive) <b>Warren Moon, QB, Week 15</b> (AFC Offensive) <b>Cody Carlson, QB, Week 17</b> (AFC Offensive)	1999	<b>Al Del Greco, K, Divisional</b> (AFC Special Teams) <b>Steve McNair, QB, Week 8, 16,</b> <b>AFC Champ.</b> (AFC Offensive) <b>Derrick Mason, WR/KR,</b> <b>Week 12, AFC Champ.</b> (AFC Special Teams) <b>Eddie Robinson, LB, Week 14</b> (AFC Defensive) <b>Kevin Dyson, Frank Wycheck,</b> <b>Wild Card</b> (AFC Special Teams)	(AFC Special Teams) <b>Rob Bironas, K, Week 17</b> (AFC Special Teams)
1991	<b>Lamar Lathon, LB, Week 2</b> (AFC Defensive) <b>Ernest Givins, WR, Week 6</b> (AFC Offensive) <b>Haywood Jeffires, WR, Week 7</b> (AFC Offensive) <b>Warren Moon, QB, Week 12</b> (AFC Offensive) <b>Ray Childress, DT, Week 15</b> (AFC Defensive) <b>William Fuller, DE, Week 16</b> (AFC Defensive)	2000	<b>Derrick Mason, KR/PR, Week 4</b> (AFC Special Teams) <b>Randall Godfrey, LB, Week 8, 17</b> (AFC Defensive) <b>Samari Rolle, CB, Week 9</b> (AFC Defensive) <b>Al Del Greco, K, Week 14</b> (AFC Special Teams) <b>Eddie Robinson, LB, Week 14</b> (AFC Defensive) <b>Eddie George, RB, Week 16</b> (AFC Offensive)	<b>2008</b> <b>Cortland Finnegan, Week 1</b> (AFC Defensive) <b>Keith Bulluck, LB, Week 2</b> (AFC Special Teams) <b>Craig Hentrich, P, Week 10</b> (AFC Special Teams) <b>Chris Hope, S, Week 8</b> (AFC Defensive)
1992	<b>Cody Carlson, QB, Week 13</b> (AFC Offensive) <b>Lorenzo White, RB, Week 16</b> (AFC Offensive) <b>Ray Childress, DT, Week 17</b> (AFC Defensive)	2001	<b>Joe Nedney, K, Week 5</b> (AFC Special Teams) <b>Joe Nedney, K, Week 6</b> (AFC Special Teams) <b>Steve McNair, QB, Week 8</b> (AFC Offensive) <b>Derrick Mason, WR, Week 10</b> (AFC Special Teams) <b>Steve McNair, QB, Week 12</b> (AFC Offensive)	<b>2009</b> <b>Chris Johnson, RB, Week 8</b> (AFC Offensive) <b>Vince Young, QB, Week 12</b> (AFC Offensive) <b>Keith Bulluck, LB, Week 14</b> (AFC Defensive) <b>2010</b> <b>Chris Johnson, RB, Week 5</b> (AFC Offensive) <b>Marc Mariani, KR/PR, Week 11</b> (AFC Special Teams)
1993	<b>Marcus Robertson, S, Week 2</b> (AFC Defensive) <b>Greg Montgomery, P, Week 7</b> (AFC Special Teams) <b>Warren Moon, QB, Week 8</b> (AFC Offensive) <b>Gary Brown, RB, Week 11</b> (AFC Offensive) <b>Marcus Robertson, S, Week 12</b> (AFC Defensive) <b>William Fuller, DE, Week 13</b> (AFC Defensive) <b>Steve Jackson, CB, Week 14</b> (AFC Defensive) <b>Gary Brown, RB, Week 16</b> (AFC Offensive) <b>Blaine Bishop, S, Week 17</b> (AFC Defensive) <b>Ray Childress, DT, Week 18</b> (AFC Defensive)	2002	<b>Carlos Hall, DE, Week 1</b> (AFC Defensive) <b>Steve McNair, QB, Week 9</b> (AFC Offensive) <b>Frank Wycheck, TE, Divisional</b> (NFL Offensive)	<b>2011</b> <b>Marc Mariani, KR/PR, Week 10</b> (AFC Special Teams) <b>Chris Johnson, RB, Week 12</b> (AFC Offensive) <b>Colin McCarthy, LB, Week 13</b> (AFC Defensive) <b>2012</b> <b>Darius Reynaud, KR/PR, Week 3</b> (AFC Special Teams) <b>Chris Johnson, RB, Week 7</b> (AFC Offensive) <b>Darius Reynaud, KR/PR, Week 17</b> (AFC Special Teams)
1995	<b>Chris Chandler, QB, Week 4</b> (AFC Offensive) <b>John Henry Mills, LB, Week 4</b> (AFC Special Teams) <b>Cris Dishman, CB, Week 9</b> (AFC Defensive)	2003	<b>Craig Hentrich, P, Week 1</b> (AFC Special Teams) <b>Rocky Boiman, LB, Week 4</b> (AFC Defensive) <b>Jevon Kearse, DE, Week 7</b> (AFC Defensive) <b>Justin McCareins, WR, Week 12</b> (AFC Special Teams) <b>Craig Hentrich, P, Week 16</b> (AFC Special Teams) <b>Gary Anderson, K, Week 17</b> (AFC Special Teams) <b>Gary Anderson, K, Wild Card</b> (AFC Special Teams)	<b>2013</b> <b>Alterraun Verner, CB, Week 4</b> (AFC Defensive) <b>2014</b> <b>Jurrell Casey, DT, Week 6</b> (AFC Defensive) <b>2015</b> <b>Marcus Mariota, QB, Week 1, 9</b> (AFC Offensive) <b>2016</b> <b>Marcus Mariota, QB, Week 10</b> (AFC Offensive) <b>Ryan Succop, K, Week 15</b> (AFC Special Teams) <b>2017</b> <b>Ryan Succop, K, Week 6</b> (AFC Special Teams) <b>Kevin Byard, S, Week 7, 17</b> (AFC Defensive) <b>2018</b> <b>Dane Cruikshank, S, Week 2</b> (AFC Special Teams) <b>Marcus Mariota, QB, Week 4</b> (AFC Offensive) <b>Wesley Woodyard, LB, Week 10</b> (AFC Defensive) <b>Derrick Henry, RB, Week 14</b> (AFC Offensive)
1996	<b>Eddie George, RB, Week 2</b> (AFC Offensive) <b>Mel Gray, KR, Week 6</b> (AFC Defensive)	2004	<b>Chris Brown, RB, Week 5</b> (AFC Offensive)	<b>2019</b> <b>Cameron Wake, OLB, Week 1</b> (AFC Defensive) <b>Ryan Tannehill, QB, Week 14</b> (AFC Offensive) <b>Derrick Henry, RB, Week 17</b> (AFC Offensive)
1997	<b>Eddie George, RB, Week 1</b> (AFC Offensive) <b>M. Robertson, FS, Week 14</b> (AFC Defensive)	2005	<b>Pacman Jones, CB, Week 14</b> (AFC Special Teams)	<b>2020</b> <b>Stephen Gostkowski, K, Week 3</b> (AFC Special Teams) <b>Derrick Henry, RB, Week 6, 17</b> (AFC Offensive) <b>Jeffery Simmons, DT, Week 9</b> (AFC Defensive)
1998	<b>Blaine Bishop, SS, Week 6</b> (AFC Defensive) <b>Mike Archie, RB, Week 7</b> (AFC Special Teams) <b>Eddie George, RB, Week 10</b> (AFC Offensive) <b>Craig Hentrich, P, Week 10</b> (AFC Special Teams)	2006	<b>Vince Young, QB, Week 16</b> (AFC Offensive) <b>Casey Cramer, TE, Week 6</b> (AFC Special Teams) <b>Rob Bironas, K, Week 13</b> (AFC Special Teams)	<b>2021</b> <b>Derrick Henry, RB, Week 2</b> (AFC Offensive) <b>Derrick Henry, RB, Week 6</b> (AFC Offensive) <b>Randy Bullock, K, Week 8</b>
		2007	<b>Chris Brown, RB, Week 1</b> (AFC Offensive) <b>Keith Bulluck, LB, Week 3</b> (AFC Defensive) <b>Kyle Vanden Bosch, DE, Week 16</b> (AFC Defensive) <b>Rob Bironas, K, Week 7</b>	

## ALL-TIME HONORS

(AFC Special Teams)  
**Ryan Tannehill, QB, Week 18**  
 (AFC Offensive)

### NFL.COM ALL-HEART PLAYER OF WEEK

**2000** Eddie George, RB, Week 6  
 Bruce Matthews, G, Week 7

### NFL PLAYER OF MONTH

**1988** **Drew Hill, WR, September**  
 (AFC Offensive)  
**1990** **Warren Moon, QB, November**  
 (AFC Offensive)  
**1991** **Cris Dishman, CB, October**  
 (AFC Defensive)  
**1992** **Lorenzo White, RB, December**  
 (AFC Offensive)  
**1993** **Gary Brown, RB, November**  
 (AFC Offensive)  
**Al Del Greco, K, November**  
 (AFC Special Teams)  
**Cris Dishman, CB, December**  
 (AFC Defensive)  
**1996** **Al Del Greco, K, October**  
 (AFC Special Teams)  
**1998** **Craig Hentrich, P, November**  
 (AFC Special Teams)  
**1999** **Jevon Kearse, DE, December**  
 (AFC Defensive)  
**2000** **Derrick Mason, KR/PR, October**  
 (AFC Special Teams)  
**2002** **Steve McNair, QB, December**  
 (AFC Offensive)  
**2003** **Steve McNair, QB, October**  
 (AFC Offensive)  
**2007** **Rob Bironas, K, October**  
 (AFC Special Teams)  
**2008** **Albert Haynesworth, DT, September**  
 (AFC Defensive)  
**2009** **Chris Johnson, RB, November**  
 (AFC Offensive)  
**2010** **Michael Griffin, S, October**  
 (AFC Defensive)  
**2012** **Darius Reynaud, KR/PR, September**  
 (AFC Special Teams)  
**2016** **Marcus Mariota, QB, November**  
 (AFC Offensive)  
**2017** **Ryan Succop, K, September**  
 (AFC Special Teams)  
**2018** **Derrick Henry, RB, December**  
 (AFC Offensive)  
**2019** **Ryan Tannehill, QB, December**  
 (AFC Offensive)  
**2020** **Stephen Gostkowski, K, September**  
 (AFC Special Teams)  
**Derrick Henry, RB, October**  
 (AFC Offensive)  
**2021** **Kevin Byard, S, October**  
 (AFC Defensive)

### FEDEX AIR PLAYER OF WEEK

**2003** Steve McNair, QB, Week 6  
**2004** Billy Volek, QB, Week 14  
**2015** Marcus Mariota, QB, Week 9  
**2016** Marcus Mariota, QB, Week 10  
**2019** Ryan Tannehill, QB, Week 14  
**2020** Ryan Tannehill, QB, Week 6

### FEDEX GROUND PLAYER OF WEEK

**2004** Chris Brown, RB, Week 5

**2007** Chris Brown, RB, Week 1  
**2009** Chris Johnson, RB, Week 8  
 Chris Johnson, RB, Week 12  
**2012** Chris Johnson, RB, Week 7  
**2013** Chris Johnson, RB, Week 9  
**2016** DeMarco Murray, RB, Week 10  
**2018** Derrick Henry, RB, Week 14  
 Derrick Henry, RB, Week 15  
**2019** Derrick Henry, RB, Week 10  
 Derrick Henry, RB, Week 12  
 Derrick Henry, RB, Week 13  
 Derrick Henry, RB, Week 14  
 Derrick Henry, RB, Week 17  
**2020** Derrick Henry, RB, Week 6  
 Derrick Henry, RB, Week 11  
 Derrick Henry, RB, Week 12  
 Derrick Henry, RB, Week 14  
 Derrick Henry, RB, Week 15  
**2021** Derrick Henry, RB, Week 2  
 Derrick Henry, RB, Week 3  
 Derrick Henry, RB, Week 5

### FEDEX GROUND PLAYER OF YEAR

**2009** Chris Johnson, RB  
**2019** Derrick Henry, RB  
**2020** Derrick Henry, RB

### NFL ROOKIE OF MONTH

**1996** Eddie George, RB, Sept.  
**1999** Jevon Kearse, DE, Sept., Nov., Dec.  
**2008** Chris Johnson, RB, Sept.  
**2015** Marcus Mariota, QB, Sept.  
**2019** A.J. Brown, WR, Dec.

### PEPSI NFL ROOKIE OF THE WEEK

**2006** Vince Young, QB, Week 12  
 Vince Young, QB, Week 13  
 Vince Young, QB, Week 14  
 Vince Young, QB, Week 16  
**2008** Chris Johnson, RB, Week 7  
 Chris Johnson, RB, Week 9  
**2011** Colin McCarthy, LB, Week 13  
**2015** Marcus Mariota, QB, Week 1  
**2019** A.J. Brown, WR, Week 12

### AFC OFFENSIVE ROOKIE OF YEAR

**1996** Eddie George, RB (PF, FD, CP)  
**2006** Vince Young, QB (AP, PF, WA)

### AFC DEFENSIVE ROOKIE OF YEAR

**1999** Jevon Kearse, DE (AP, PFW, FN, CPFW)

### AFL ALL-ROOKIE

**1967** George Webster, LB

### NFL ALL-ROOKIE

**1972** Guy Murdock, C  
**1973** Gregg Bingham, LB  
 John Matuszak, DT  
**1975** Robert Brazile, LB  
**1977** Rob Carpenter, RB  
 Bill Currier, DB  
 George Reihner, G  
**1978** Earl Campbell, RB  
**1979** Jesse Baker, DT  
 Vernon Perry, S  
**1980** Carl Roaches, KR  
**1983** Steve Brown, CB  
 Bruce Matthews, T

Harvey Salem, T  
 Brian Sochia, DT  
**1984** Warren Moon, QB  
 Dean Steinkuhler, T  
**1985** Ray Childress, DT  
**1986** Ernest Givins, WR  
**1989** Bubba McDowell, S  
**1991** John Flannery, C  
**1992** Eddie Robinson, LB  
**1993** Brad Hopkins, T  
**1995** Chris Sanders, WR  
 Gary Walker, DT  
**1996** Eddie George, RB  
**1997** Kenny Holmes, DE  
**1998** Kevin Long, C  
**1999** Jevon Kearse, DE  
 John Thornton, DT  
**2002** Carlos Hall, DE  
**2004** Jacob Bell, G  
**2005** Pacman Jones, CB/PR/KR  
**2006** Vince Young, QB  
**2008** Chris Johnson, RB  
**2010** Marc Mariani, PR/KR  
**2014** Taylor Lewan, T  
**2016** Jack Conklin, T  
**2019** A.J. Brown, WR

### PRO BOWL PLAYER OF GAME

**1976** Billy Johnson, PR  
**2017** Delanie Walker, TE (Offensive MVP)

### NFL 75th ANNIVERSARY TEAM

Ken Houston, S  
 Billy Johnson, PR

### AFL ALL-TIME TEAM

George Blanda, K (First Team)  
 Miller Farr, CB (Second Team)  
 Charlie Hennigan, WR (Second Team)  
 Bob Talamini, G (Second Team)  
 George Webster, LB (First Team)

### NFL ALL-DECADE TEAM

**1970s** Robert Brazile, LB (Second Team)  
 Earl Campbell, RB (Second Team)  
 Ken Houston, S (First Team)  
 Billy Johnson, KR (Second Team)  
**1980s** Billy Johnson, PR (First Team)  
 Mike Munchak, G (Second Team)  
**1990s** Mel Gray, PR & KR (Second Team)  
 Bruce Matthews, G (First Team)  
 Mark Stepanoski, C (Second Team)  
**2000s** Kevin Mawae, C (First Team)

### PRO FOOTBALL HALL OF FAME ALL-TIME TEAM

Bruce Matthews, G  
 George Blanda, K

### NFL ALUMNI

**1999** Jevon Kearse, DE  
 (Pass Rusher of the Year)  
**2000** Bruce Matthews, G  
 (Offensive Lineman of the Year)

### TEAM CAPTAINS (SINCE 2007)

**2007** Vince Young, QB (offense)  
 Kevin Mawae, C (offense)  
 Keith Bulluck, LB (defense)  
 Kyle Vanden Bosch, DE (defense)

## ALL-TIME HONORS

<b>2008</b>	Craig Hentrich, P (special teams) Vince Young, QB (offense) Kevin Mawae, C (offense) Keith Bulluck, LB (defense) Kyle Vanden Bosch, DE (defense)	<b>2015</b>	Nate Washington, WR (offense) Jurrell Casey, DT (defense) Wesley Woodyard, LB (defense) George Wilson, S (special teams) Taylor Lewan, T (offense) Delanie Walker, TE (offense) Jurrell Casey, DT (defense) Marcus Mariota, QB (offense) Dexter McCluster, RB (offense) Jason McCourty, CB (defense) Brian Orakpo, OLB (defense) Wesley Woodyard, LB (special teams)	<b>2019</b>	Daren Bates, LB (special teams) Ben Jones, C (offense) Marcus Mariota, QB (offense) Kevin Byard, S (defense) Jurrell Casey, DT (defense) Wesley Woodyard, LB (special teams)
<b>2009</b>	Kerry Collins, QB (offense) Kyle Vanden Bosch, DE (defense) Craig Hentrich, P (special teams)	<b>2016</b>	Marcus Mariota, QB (offense) Dexter McCluster, RB (offense) Jason McCourty, CB (defense) Brian Orakpo, OLB (defense) Wesley Woodyard, LB (special teams)	<b>2020</b>	Derrick Henry, RB (offense) Ryan Tannehill, QB (offense) Kevin Byard, S (defense) DaQuan Jones, NT (defense) Brett Kern, P (special teams)
<b>2010</b>	Donnie Nickey, S (special teams) Vince Young, QB (offense) Ahmard Hall, FB (offense) Stephen Tulloch, LB (defense) Donnie Nickey, S (special teams)	<b>2017</b>	Marcus Mariota, QB (offense) Delanie Walker, TE (offense) Jurrell Casey, DT (defense) Brian Orakpo, OLB (defense) Daimion Stafford, S (special teams) Wesley Woodyard, LB (special teams)	<b>2021</b>	Derrick Henry, RB (offense) Ryan Tannehill, QB (offense) Kevin Byard, S (defense) Jeffery Simmons, DT (defense) Brett Kern, P (special teams)
<b>2011</b>	Matt Hasselbeck, QB (offense) Cortland Finnegan, CB (defense) Tim Shaw, LB (special teams)	<b>2018</b>	Ben Jones, C (offense) Marcus Mariota, QB (offense) Delanie Walker, TE (offense) Jurrell Casey, DT (defense) Wesley Woodyard, LB (defense)		
<b>2012</b>	Jake Locker, QB (offense) Steve Hutchinson, G (offense) Jason McCourty, CB (defense) Colin McCarthy, LB (defense) Tim Shaw, LB (special teams)				
<b>2013</b>	Jake Locker, QB (offense) Michael Roos, T (offense) Nate Washington, WR (offense) Jason McCourty, CB (defense) Bernard Pollard, S (defense) Patrick Bailey, LB (special teams)				
<b>2014</b>	Jake Locker, QB (offense)				

## TITANS/OILERS HALL OF FAME

In recognition of the 40th season of the Houston Oilers/Tennessee Titans organization in 1999, the team's late owner K.S. "Bud" Adams, Jr. created an official team Hall of Fame, featuring players and staff from the past, while creating a special place for Titans stars of the future to be recognized. Through 2021, 17 individuals were named to the franchise's Hall of Fame. During the 2021 season, the franchise added former head coaches Bum Phillips and Jeff Fisher and former general manager Floyd Reese to the Hall of Fame.

NAME	POSITION	YEARS WITH FRANCHISE	INDUCTED
K.S. "Bud" Adams, Jr.	Team Owner/Founder	1959-2013	Sept. 7, 2008
Elvin Bethea	Defensive End	1968-83	Dec. 9, 1999
George Blanda	Quarterback/Kicker	1960-66	Dec. 9, 1999
Robert Brazile	Linebacker	1975-84	Oct. 14, 2018
Earl Campbell	Running Back	1978-84	Dec. 9, 1999
Jeff Fisher	Head Coach	1994-2010	Nov. 21, 2021
Eddie George	Running Back	1996-2003	Oct. 27, 2008
Mike Holovak	General Manager	1981-99	Dec. 9, 1999
Ken Houston	Safety	1967-72	Dec. 9, 1999
Bruce Matthews	Offensive Lineman	1983-2002	Dec. 8, 2002
Steve McNair	Quarterback	1995-2005	Oct. 27, 2008
Warren Moon	Quarterback	1984-93	Oct. 1, 2006
Mike Munchak	Guard	1982-93	Dec. 9, 1999
Jim Norton	Safety/Punter	1960-68	Dec. 9, 1999
Floyd Reese	General Manager	1986-2006	Nov. 21, 2021
O.A. "Bum" Phillips	Head Coach	1975-80	Sept. 26, 2021
Frank Wycheck	Tight End	1995-2003	Oct. 27, 2008



## FRANCHISE PRO FOOTBALL HALL OF FAMERS

16



## GEORGE BLANDA

QUARTERBACK/KICKER • 6'2" • 215 lbs • COLLEGE: KENTUCKY  
 NFL SEASONS: 26 • YEARS WITH OILERS: 7 (1960-66)  
 HOMETOWN: YOUNGWOOD, PA. • BORN: SEPT. 27, 1927  
 GAMES PLAYED: 340 • HALL OF FAME INDUCTION: 1981



George Blanda, who came out of retirement with the emergence of the American Football League in 1960, was the offensive catalyst for the explosive Oiler squads of the early 1960s. He played quarterback and handled the placekicking chores in Columbia blue for seven of his NFL-record 26 seasons in the league. Blanda was the team's leading passer and scorer in each of those seven seasons and still owns franchise records for most extra points (299), most touchdown passes in a season (36) and most touchdown passes in a game (7). He is also third in points scored with 596. The 36 scoring tosses stood as an NFL record for an astounding 23 years. Blanda's NFL career records included most games

(340), most points (2,002) and most extra points (943). He also passed for 236 touchdowns. Blanda captained the Oilers to two consecutive AFL titles in 1960 and 1961, earning AFL Player of the Year honors in 1961. Blanda's career was divided into three distinct parts, 10 years with the Chicago Bears, seven seasons with the Houston Oilers and nine years with the Oakland Raiders. In 1970, he became the oldest quarterback to play in a title game. He was just a month shy of his 49th birthday when he retired before the 1976 season. Blanda passed away at age 83 on Sept. 27, 2010.



## GEORGE BLANDA'S CAREER STATISTICS

Year	Team	GP	PASSING						RUSHING			
			Att	Cmp	Yds	TD	Int	Rating	Att	Yds	Avg	TD
1949-58	Chicago	116	988	445	5,936	48	70	51.3	91	312	3.4	5
1960-66	Houston	98	2,784	1,347	19,149	165	189	73.8	41	28	-0.6	4
1967-75	Oakland	126	235	119	1,835	23	18	69.4	3	4	1.3	0
<b>Totals</b>		<b>340</b>	<b>4,007</b>	<b>1,911</b>	<b>26,920</b>	<b>236</b>	<b>277</b>	<b>60.6</b>	<b>135</b>	<b>344</b>	<b>2.5</b>	<b>9</b>

Year	Team	GP	KICKING				
			FG	FGA	Pct.	PATs	Pts
1949-58	Chicago	116	82	201	40.8	247	541
1960-66	Houston	98	91	187	48.6	301	598
1967-75	Oakland	126	162	249	65.1	395	863
<b>Totals</b>		<b>340</b>	<b>335</b>	<b>637</b>	<b>52.6</b>	<b>943</b>	<b>2,002</b>



## FRANCHISE PRO FOOTBALL HALL OF FAMERS

29



## KEN HOUSTON

**SAFETY** • 6'3" • 197 lbs • **COLLEGE:** PRAIRIE VIEW A&M  
**NFL SEASONS:** 14 • **YEARS WITH OILERS:** 6 (1967-72)  
**HOMETOWN:** LUFKIN, TEXAS • **BORN:** NOV. 12, 1944  
**GAMES PLAYED:** 196 • **HALL OF FAME INDUCTION:** 1986



Considered one of the best safeties in football history, Ken Houston picked off 49 passes (898 yards), recovered 21 fumbles and scored 12 touchdowns over his 14-season NFL career, earning Pro Bowl honors 12 consecutive times (1968-69 AFL, 1970-79 NFL). Houston returned an NFL-record nine interceptions for a touchdown in his six seasons as an Oiler. Four of those scores came in 1971, tying an NFL record. He returned two in one game against San Diego in the 1971 season finale, which also ties an NFL mark. His other three touchdowns came on a punt return, a fumble return and a blocked field goal return. Houston also holds the Oilers record for most career interception return yards with 650. With a long, fluid stride, Houston had excellent speed and quickness. His 6-3, 197-pound frame made him an ideal pass defender. Yet his lean, muscular body helped him to become a punishing tackler. Originally a ninth-round draft

choice out of Prairie View A&M, Houston earned a starter's role by the third game of his rookie season. Two weeks later in a game against the New York Jets, he scored two touchdowns, one on a 71-yard blocked field goal attempt, and the other on a 43-yard interception return. After excelling for six years with the Oilers, Ken was traded to the Washington for five veteran players in 1973. Washington once referred to Houston as "pro football's most underrated superstar," but his capabilities were widely recognized. He won all-league acclaim with the Oilers in 1969 and 1971, and then was either All-Pro or All-NFC with Washington every year from 1973 to 1979. He was selected for either the AFL All-Star game or the AFC-NFC Pro Bowl 12 straight seasons from 1968 through 1979. He played in 183 consecutive games before suffering a broken arm against the New York Giants Nov. 25, 1979.



## KEN HOUSTON'S CAREER STATISTICS

Year	Team	G	Int	Yds	Avg	TD	FR	TD
1967-72	Houston	84	25	650	26.0	9	11	1
1973-80	Washington	112	24	248	10.3	0	10	0
<b>Totals</b>		<b>196</b>	<b>49</b>	<b>898</b>	<b>18.3</b>	<b>9</b>	<b>21</b>	<b>1</b>

**Additional Career Statistics:** Punt Returns: 51 returns for 333 yards, 1 TD; Kickoff Returns: 3 returns for 80 yards

## FRANCHISE PRO FOOTBALL HALL OF FAMERS

34



## EARL CAMPBELL

RUNNING BACK • 5'11" • 232 lbs • COLLEGE: TEXAS  
 NFL SEASONS: 8 • YEARS WITH OILERS: 7 (1978-84)  
 HOMETOWN: TYLER, TEXAS • BORN: MARCH 29, 1955  
 GAMES PLAYED: 115 • HALL OF FAME INDUCTION: 1991



Earl Campbell, a 5-11, 232-pound ball-carrying dynamo from the University of Texas, joined the Houston Oilers as the first player taken in the 1978 National Football League Draft. The first player to earn All-Southwest Conference honors four years, Campbell was a consensus All-America and the Heisman Trophy winner in 1977. Campbell took the NFL by storm from the outset. In 1978, he was named the NFL's Most Valuable Player, All-Pro, and Rookie of the Year. He won the league rushing championship with a club-record 1,450 yards and was named to the AFC Pro Bowl squad. It was more of the same the next two years with NFL rushing titles, MVP honors, and consensus All-Pro acclaim each season. He followed his rookie campaign with 1,697 yards in 1979, but his finest year came in 1980 when he rushed for 1,934 yards, which at the time was second only to O. J. Simpson's 2,003 yards gained in 1973. That year, Campbell gained over 200 yards in four games. In 1981, he won his fourth straight AFC rushing title with 1,376 yards. A sensational runner, Campbell was picked for the Pro Bowl five of his first six NFL seasons (1978-81, 1983). In his eight-year career, which finished in New Orleans, Campbell rushed 2,187 times

for 9,407 yards, and 74 touchdowns, retiring as the NFL's seventh all-time leading rusher. He also gained 806 yards on 121 receptions to bring his career combined net yards total to 10,213. He set Oilers records for most career yards (8,574), most career attempts (1,979), most touchdown runs (73) and most consecutive games with a rushing touchdown (5). His most famous performance came in a Monday night game against Miami in his rookie season. That night, he rushed for 199 yards and four touchdowns to lead the Oilers to a spectacular 35-30 victory. In spite of the constant pounding he took from opposing defenders, Earl missed only six games out of 115 because of injuries. Midway into his seventh season, he was traded by the Oilers to the New Orleans Saints for a first-round draft pick. He played a season and a half with the Saints before retiring after the 1985 campaign. Campbell is one of just four people officially designated a Texas Legend by the Texas State Legislature. The others are Davy Crockett, Sam Houston and Stephen F. Austin. Campbell was the only designee of the 20th century.



## EARL CAMPBELL'S CAREER STATISTICS

Years	Team	G	RUSHING				RECEIVING				
			Att	Yds	Avg	TD	Rec	Yds	Avg	Lg	TD
1978-84	Houston	91	1,979	8,574	4.3	73	115	718	6.2	66	0
1984-85	New Orleans	24	208	833	4.0	1	6	88	14.7	39	0
<b>Totals</b>		<b>115</b>	<b>2,187</b>	<b>9,407</b>	<b>4.3</b>	<b>74</b>	<b>121</b>	<b>806</b>	<b>6.7</b>	<b>66</b>	<b>0</b>

**Additional Career Statistics:** Passing: 1 for 3 for 57 yards, 1 TD, 1 Int



## FRANCHISE PRO FOOTBALL HALL OF FAMERS

18




## CHARLIE JOINER

WIDE RECEIVER • 5'11" • 188 lbs • COLLEGE: GRAMBLING  
 NFL SEASONS: 18 • YEARS WITH OILERS: 4 (1969-72)  
 HOMETOWN: MANY, LA. • BORN: OCT. 14, 1947  
 GAMES PLAYED: 239 • HALL OF FAME INDUCTION: 1996



Charlie Joiner played 18 seasons in the NFL, including his first four with the Houston Oilers. One of the league's most prolific receivers, he amassed 750 career receptions for 12,146 yards and 65 touchdowns, ranking as the league's leading receiver of all-time when he retired at the age of 39 in 1986. His 18 seasons played were longer than any other wide receiver in history at the time of his retirement. The Oilers originally targeted Joiner for the defensive backfield when they picked the 5-11, 180-pounder from Grambling in the fourth round of the 1969 AFL-NFL Draft. Joiner played briefly on defense and the kickoff return team but soon became established as a premier pass catcher. Joiner caught 82 of his 750 career passes as an Oiler, totaling 1,480 yards and 12 touchdowns. He paced the squad with 681 yards and seven touchdown grabs in 1971. In his fourth season in 1972, Houston sent him to the Cincinnati Bengals in a four-player swap. Four years later in 1976, he was traded to San Diego. With the Chargers, Joiner blossomed into super-stardom. He and quarterback Dan Fouts

formed a lethal pass-catch team that accounted for the preponderance of his 586 receptions as a Charger. During his 11 years in San Diego, Joiner caught 50 or more passes seven times and had 70 or more receptions three seasons. Injuries cut into his playing time at the beginning, but in a 193-game span over his final 13 seasons, Joiner missed only one game. He was an All-NFL pick in 1980 and a Pro Bowl choice three times. In the 1980 AFC title game, he led the Chargers with six receptions for 130 yards and two touchdowns. Blessed with excellent speed and tantalizing moves, Joiner averaged 16.2 yards per catch and accounted for 12,146 yards and 65 touchdowns. When he was inducted into the Pro Football Hall of Fame in 1996, Joiner ranked fifth in receptions and sixth in receiving yardage on the NFL's all-time list. Joiner was once described by San Francisco 49ers coaching great Bill Walsh as "the most intelligent, the smartest, the most calculating receiver the game has ever known."



## CHARLIE JOINER'S CAREER STATISTICS

Years	Team	RECEIVING				
		G	Rec	Yds	Avg	TD
1969-72	Houston	48	106	1,919	18.1	14
1972-75	Cincinnati	39	82	1,463	17.8	6
1976-86	San Diego	152	562	8,764	15.6	45
<b>Totals</b>		<b>239</b>	<b>750</b>	<b>12,146</b>	<b>16.2</b>	<b>65</b>

**Additional Career Statistics:** Passing: 0-1; Rushing: 8 rushes for 22 yards; Kickoff Returns: 10 returns for 94 yards

## FRANCHISE PRO FOOTBALL HALL OF FAMERS

63



## MIKE MUNCHAK

GUARD • 6'3" • 281 lbs • COLLEGE: PENN STATE  
 NFL SEASONS: 12 • YEARS WITH OILERS: 12 (1982-93)  
 HOMETOWN: SCRANTON, PA. • BORN: MARCH 5, 1960  
 GAMES PLAYED: 159 • HALL OF FAME INDUCTION: 2001



Mike Munchak was the eighth player overall and the first offensive lineman chosen in the 1982 National Football League draft. Selected by the Oilers, the former Penn State standout was an immediate success with the Houston club, earning the starting left guard spot in his first training camp. The 6-3, 281-pound lineman wasted little time establishing himself as one of the premier guards in the NFL. In 1984, in just his third year in the league, he was named to the first of seven All-AFC teams. That same year he received the first of nine Pro Bowl invitations. Not coincidentally, the Oilers' on-the-field successes increased as Munchak's development and experience increased. From their dismal 1-8 record in the strike-shortened 1982 season, the Oilers improved nearly every year that Munchak played. Along the way, the team advanced to the playoffs seven consecutive years (1987-1993) and captured the 1991 and 1993 AFC Central Divisional crowns. Munchak was a devastating blocker and considered the key to an offensive line that kept the Oilers at or near the top of the NFL's offensive statistical categories. In 1988 he led the Oilers' offensive line that gave

up just 24 quarterback sacks which was third in the NFL. It was also the fewest sacks allowed by the team in 10 seasons. The following season the offensive line held opponents to no sacks in six games. In 1991, the Oilers offensive line finished second in the AFC and fourth in the NFL in the fewest quarterback sacks allowed. Behind the Munchak-led line, Houston led the NFL in total offense in 1990 and passing offense in 1990 and 1991. The Oilers finished second in points scored in 1990 and second in total offense in 1991. Equally effective as a run blocker, Munchak led the Oilers offensive charge in 1993 as the team finished fourth in the NFL in both average gain per rushing play (4.4) and average gain per offensive play (5.3). Although he suffered from chronic knee problems, Munchak played in 159 regular season games. His 12 seasons with the Oilers tied him for second longest in the franchise's history at the time of his retirement. He became the first player inducted into the Hall of Fame who played his entire career with the Oilers. Long-time teammate Bruce Matthews presented Munchak for induction.



## MIKE MUNCHAK'S CAREER STATISTICS

**Career Games Played/Started (Playoffs):** 1982: 4/3, 1983: 16/16, 1984: 16/16, 1985: 16/16, 1986: 6/6, 1987: 12/12 (2/2), 1988: 16/16 (2/2), 1989: 16/16 (1/1), 1990: 16/16 (1/1), 1991: 13/13 (2/2), 1992: 15/14 (1/1), 1993: 13/12 (1/1) **Totals: 159/156 (10/10)**

**Additional Statistics:** 1 TD (1-yard fumble recovery vs. Cleveland, 9/14/86)



## FRANCHISE PRO FOOTBALL HALL OF FAMERS

65



## ELVIN BETHEA

DEFENSIVE END • 6'2" • 260 lbs • COLLEGE: NORTH CAROLINA A&T  
 NFL SEASONS: 16 • YEARS WITH OILERS: 16 (1968-83)  
 HOMETOWN: TRENTON, N.J. • BORN: MARCH 1, 1946  
 GAMES PLAYED: 210 • HALL OF FAME INDUCTION: 2003



Defensive end Elvin Bethea, an eight-time Pro Bowl selection during his outstanding career with the Houston Oilers, was named to the five-man class of the 2003 Pro Football Hall of Fame that included running back Marcus Allen, guard Joe DeLamielleure, wide receiver James Lofton, and coach Hank Stram. A third-round draft pick in 1968 (77th player overall) Bethea played in 210 games over 16 seasons, never missing a game until breaking his arm on Nov. 13, 1977. He was considered a "steal" in a draft class that produced three future Hall of Fame players in Larry Csonka, Art Shell, and Ron Yary. When he retired, he held three team records relating to career service: most seasons (16), most career regular season games played (210), and most consecutive regular season games played (135). Having led the team in sacks in six seasons, Bethea's unofficial 105-career sack total still ranks first in franchise history, including his team-best 17 sacks in 1973. He recorded four sacks and a fumble recovery in his best single game performance against San Diego in 1976. He played in eight playoff games and posted 691 career tackles. Bethea also played in eight

Pro Bowls (1970, 1972-1976, 1979, 1980) and earned All-Pro second-team honors in 1973, 1975, 1978, and 1979. More than just a pass rusher, Bethea was also effective against the run. Even though 1974 was the first year such statistics were compiled by the Oilers, his 691 career tackles, are still among the best in franchise history, even excluding the first six years of his career. "When people ask me who the best guy I ever played against was I always tell them Elvin Bethea and Lyle Alzado because both of them were complete ballplayers," said Art Shell, Hall of Fame member of the Oakland Raiders. "Elvin was one of the quickest guys I've ever been around. We always had to double-team him. There were times when I was supposed to block him when he would get by me so quick. And then Gene Upshaw was supposed to pick him up and he also got by him so quick that we would get back to the huddle and Upshaw would say, 'Did you see that?' and I'd say, 'Yeah, I saw that. He just beat the heck out of me too!' Elvin was just a great player."



## ELVIN BETHEA'S CAREER STATISTICS

Years	Team	GP	Tackles	Sacks	FR	Int	Yds	TD
1968-83	Houston	210	691	105.0	16	0	0	1
<b>Totals</b>		<b>210</b>	<b>691</b>	<b>105.0</b>	<b>16</b>	<b>0</b>	<b>0</b>	<b>1</b>

**Additional Career Statistics:** Safeties - 2, Fumble Return for TD - 1

## FRANCHISE PRO FOOTBALL HALL OF FAMERS

1

**WARREN MOON**

QUARTERBACK • 6'3" • 212 lbs • COLLEGE: WASHINGTON  
 NFL SEASONS: 17 • YEARS WITH OILERS: 10 (1984-93)  
 HOMETOWN: LOS ANGELES, CALIF. • BORN: NOVEMBER 18, 1956  
 GAMES PLAYED: 208 • HALL OF FAME INDUCTION: 2006



Warren Moon, the fourth leading passer in NFL history, was inducted into the 2006 class of the Pro Football Hall of Fame. Moon played 10 years (1984-93) with the Oilers/Titans organization and holds the franchise records for passing yards (33,685) and touchdowns (196), while leading the Oilers to seven consecutive playoff appearances from 1987-93. During a 17-year NFL career, Moon played for the Houston Oilers, Minnesota Vikings, Seattle Seahawks and Kansas City Chiefs and amassed 49,325 passing yards, 291 touchdowns and 102 wins. He earned nine Pro Bowl invitations (tied for the most by a quarterback with John Elway and Dan Marino), posted nine 3,000 yard seasons, 49 300-yard games and led his team to nine playoff appearances. His eight consecutive playoff berths matched a feat accomplished by Terry Bradshaw and Joe Montana. At the time of his retirement, he held the single-season passing yardage record for three different franchises: Oilers (4,367 in 1991), Vikings (4,364 in 1994) and Seahawks (3,678 in 1997). Moon tallied many accomplishments during his Oiler career. His finest season came in 1990, throwing for 4,689 yards (363 for 584) and 33 touchdowns in only 15 games. He earned AP

NFL Offensive Player of the Year for his efforts and his third of nine Pro Bowl invitations. Against Kansas City in 1990, Moon threw for 527 yards, which ranks as the second highest single-game total in NFL history (Norm Van Brocklin, 554 yards in 1951). In 1991, he surpassed the previous season's yardage total with 4,690 yards and became just the third player (Marino, Fouts) in NFL history to produce consecutive 4,000 yard passing seasons. Moon joined the Oilers and the NFL in 1984, after six seasons in the Canadian Football League, where he led his team to five Grey Cups (League Champions). In the CFL, Moon threw for 21,228 yards and 144 touchdowns. Moon was driven to play in the CFL after drawing little interest from the NFL as a starting quarterback following his senior season at the University of Washington. Moon became the first African-American quarterback to be inducted into the Pro Football Hall of Fame and his legacy as a minority quarterback cannot be underestimated. At the time of his arrival in the NFL only two black quarterbacks had been significant starters for their NFL teams (Shack Harris, Rams; Doug Williams, Tampa Bay).

**WARREN MOON'S CAREER STATISTICS**

Year	Team	G	Att	PASSING					RUSHING			
				Comp	Yds	TD	Int	Rating	Att	Yds	Avg	TD
1978-83	Edmonton	96	2,382	1,369	21,228	144	77	93.8	330	1,700	5.2	16
1984-1993	Houston	141	4,546	2,632	33,685	196	166	80.3	439	1,461	3.3	21
1994-96	Minnesota	39	1,454	882	10,102	58	42	80.0	69	143	2.1	0
1997-98	Seattle	25	786	458	5,310	36	24	80.2	33	50	1.5	1
1999-00	Kansas City	3	37	16	228	1	1	59.8	2	2	1	0
<b>CFL Totals</b>		<b>96</b>	<b>2,382</b>	<b>1,369</b>	<b>21,228</b>	<b>144</b>	<b>77</b>	<b>93.8</b>	<b>330</b>	<b>1,700</b>	<b>5.2</b>	<b>16</b>
<b>NFL Totals</b>		<b>208</b>	<b>6,823</b>	<b>3,988</b>	<b>49,325</b>	<b>291</b>	<b>233</b>	<b>80.9</b>	<b>543</b>	<b>1,736</b>	<b>3.2</b>	<b>22</b>
<b>Career Totals</b>		<b>304</b>	<b>9,205</b>	<b>4,157</b>	<b>70,553</b>	<b>435</b>	<b>310</b>	<b>87.4</b>	<b>873</b>	<b>3,436</b>	<b>4.2</b>	<b>38</b>



## FRANCHISE PRO FOOTBALL HALL OF FAMERS

74



## BRUCE MATTHEWS

GUARD/TACKLE/CENTER • 6'5" • 305 lbs • COLLEGE: USC  
 NFL SEASONS: 19 • YEARS WITH OILERS: 19 (1983-2001)  
 HOMETOWN: ARCADIA, CALIF. • BORN: AUGUST 8, 1961  
 GAMES PLAYED: 296 • HALL OF FAME INDUCTION: 2007



Arguably one of the best offensive linemen to ever play the game, Bruce Matthews became the first Tennessee Titan to be inducted into the Pro Football Hall of Fame. At the time of his retirement, Matthews played in more NFL games (296) than any non-kicker in the league's history. Longevity and durability were his hallmarks, but that coupled with his unparalleled play, earning a league record 14 consecutive Pro Bowl (9 at guard and 6 at center) selections (tied with Merlin Olsen) and seven times named AP All-Pro, made him one of the all-time greats. He rose to the challenges presented to him in starting at every position on the offensive line during his NFL career (87 C, 99 LG, 67 RG, 22 RT, 17 LT). He becomes the first Hall of Fame offensive lineman to play significant time at all five offensive line positions. A constant for the Oilers/Titans franchise, Matthews started in a team record 229 consecutive games (streak started at Indianapolis, Nov. 29, 1987) and never missed a game because of injury. His 19 seasons also are a team record and he ranks second in NFL history for years with one team behind Jackie Slater, who spent 20 seasons with the Rams. Matthews and G Randall McDaniel (Vikings) were the only two NFL players to play in every game during the decade of the 90's. Matthews was a part of nearly one-half of the franchise's first 42-years of history and helped the team win 146 games, make the playoffs

nine times, earn the only three AFC Central titles in team history, earn an AFC Championship and the franchise's only Super Bowl appearance. He blocked for 15 quarterbacks and 27 running backs, including five different 1,000-yard rushers (Earl Campbell, Mike Rozier, Lorenzo White, Gary Brown and Eddie George). During his career, he played in offenses that produced nine 1,000-yard rushing seasons and eight 3,000-yard passers. Additionally, he played in 42 different stadiums during his NFL career. During his career, Matthews blocked on a line that helped produce 65 100-yard rushing performances and 48 300-yard passing performances. Originally drafted by the Houston Oilers in the first round (ninth overall) of the 1983 NFL Draft, Matthews earned All-America honors at the University of Southern California. Matthews and his brother, Clay, each played 19 NFL seasons and the duo set an NFL record for games played by a pair of brothers with 574 games. Clay Matthews played in 278 games during his NFL career. Matthews had his number 74 jersey retired by the team and was inducted into the organization's Hall of Fame during a December, 2002 ceremony. Matthews joined a 2007 Hall of Fame class that included Dallas Cowboys WR Michael Irvin, Buffalo Bills RB Thurman Thomas, Detroit Lions TE Charlie Sanders, Cleveland Browns G Gene Hickerson, and St. Louis CB Roger Wehrli.



## BRUCE MATTHEWS' CAREER STATISTICS

**Career Games Played/Started (Playoffs):** 1983: 16/15, 1984: 16/16, 1985: 16/16, 1986: 16/16, 1987: 8/5 (2/2), 1988: 16/16 (2/2), 1989: 16/16 (1/1), 1990: 16/16 (1/1), 1991: 16/16 (2/2), 1992: 16/16 (1/1), 1993: 16/16 (1/1), 1994: 16/16, 1995: 16/16, 1996: 16/16, 1997: 16/16, 1998: 16/16, 1999: 16/16 (4/4), 2000: 16/16 (1/1), 2001: 16/16, **Totals: 296/292 (15/15)**

**Career Starts Breakdown by Position:** 1983, RG 15; 1984, C 9, RG 1, RT 6; 1985, RT 16; 1986, LT 16; 1987, RG 5; 1988, RG 16; 1989, RG 15, C 1; 1990, RG 15, C 1; 1991, C 16; 1992, C 16; 1993, C 16; 1994, C 15, LT 1; 1995, LG 16; 1996, LG 16; 1997, LG 16; 1998, LG 16; 1999, LG 12, C 4; 2000, LG 16; 2001, LG 7, C 9; **Totals: 87 C, 99 LG, 67 RG, 22 RT, 17 LT**

## FRANCHISE PRO FOOTBALL HALL OF FAMERS

# 78



### CURLEY CULP

DEFENSIVE TACKLE • 6'2" • 265 lbs • COLLEGE: ARIZONA STATE  
 NFL SEASONS: 14 • YEARS WITH OILERS: 7 (1974-1980)  
 HOMETOWN: YUMA, ARIZ. • BORN: MARCH 10, 1946  
 GAMES PLAYED: 179 • HALL OF FAME INDUCTION: 2013



Curley Culp was voted into the Pro Football Hall of Fame in 2013. A six-time Pro Bowl selection, Culp played in 179 games during his NFL career with the Kansas City Chiefs (1968-1974), Houston Oilers (1974-1980) and Detroit Lions (1980-81). He was considered the prototypical nose tackle and helped pioneer the 3-4 defense. Hailing from Arizona State, where he was an All-American in both football and wrestling, Culp was selected in the second round of the 1968 NFL Draft by the Denver Broncos, who intended to use him as an offensive guard. However, his brief stint in Denver ended when he was traded to the Chiefs, who inserted him permanently on the defensive side. In 1969, the Chiefs won Super Bowl IV, and Culp was an instrumental member of one of the league's top defenses. He helped the Chiefs defeat the Oakland Raiders in the AFL Championship Game and the Minnesota Vikings in the Super Bowl. In 1974, during his seventh campaign in Kansas City, Culp was traded to the Oilers along with a first-round draft pick (used to select Robert Brazile) in exchange for John Matuszak. The move paid almost immediate dividends for the Oilers, who previously suffered through 1-13 records in both 1972 and 1973. In 1975, Culp's first full season in Houston, he helped the Oilers to a record of 10-4,

the first winning mark for the club in eight years. With Culp anchoring the defense, the Oilers finished with the AFC's top-ranked run defense (third in the NFL). Individually, Culp produced arguably the finest season of his career, recording 11.5 sacks and earning NFL Defensive Player honors by the Newspaper Enterprise Association. Culp continued as a leader of the Oilers defense that culminated in back-to-back appearances in the AFC championship games in 1978 and 1979. He was named to one AFL All-Star Game and five Pro Bowls during his career. Culp also was picked as a first-team All-Pro in 1975 and a second-team selection in 1971, 1977, 1978, and 1979. He was selected first- or second-team All-AFC five times. "Curley Culp was perhaps the strongest man I ever lined up against," said Raiders Hall of Fame center Jim Otto. Culp used his strong wrestling background to create havoc for opposing guards and centers. He was the 1968 NCAA heavyweight wrestling champion and was named to the U.S. Olympic wrestling team that year. Culp joined a 2013 Hall of Fame class that included offensive linemen Larry Allen and Jonathan Ogden, wide receiver Cris Carter, coach Bill Parcells, linebacker Dave Robinson and defensive lineman Warren Sapp.



### CURLEY CULP'S CAREER STATISTICS

Years	Team	GP
1968-74	Kansas City	82
1974-80	Houston	92
1980-81	Detroit	5
<b>Totals</b>		<b>179</b>



**FRANCHISE PRO FOOTBALL HALL OF FAMERS**

**52**



**ROBERT BRAZILE**

LINEBACKER • 6'4" • 241 lbs • COLLEGE: JACKSON STATE  
 NFL SEASONS: 10 • YEARS WITH OILERS: 10 (1975-1984)  
 HOMETOWN: MOBILE, ALA. • BORN: FEB. 7, 1953  
 GAMES PLAYED: 147 • HALL OF FAME INDUCTION: 2018



Robert Brazile was elected into the Pro Football Hall of Fame in 2018. As a rookie in 1975, he made an instant impact as he helped Houston notch the franchise's first winning season in eight years with a 10-4 record. He went on to win Defensive Rookie of the Year in 1975. With his speed, strength, tackling and coverage ability, Brazile helped revolutionize the outside linebacker position in a 3-4 defense. Nicknamed 'Dr. Doom,' Brazile started all 147 regular season games during his career and made seven postseason starts, including back-to-back AFC Championship Games (1978-79). He recorded nine tackles and one fumble recovery in the 1978 AFC Championship game. He was elected to seven career Pro

Bowls and named All-Pro for five consecutive seasons (1976-80). Brazile registered a career-best 185 tackles in 1978 on his way to helping the Oilers secure three consecutive 10-win seasons and three consecutive playoff berths (1987-80). His career statistics include 13 interceptions, 14 fumble recoveries and 6.5 sacks in both 1976 and 1980. Brazile was named to the NFL's All-Decade Team of the 1970s.



**ROBERT BRAZILE'S CAREER STATISTICS**

Years	Team	GP	Tackles	Sacks	FR	Int	Yds	TD
1975-84	Houston	147	1,281	48.0	14	13	201	0
<b>Totals</b>		<b>147</b>	<b>1,281</b>	<b>48.0</b>	<b>14</b>	<b>13</b>	<b>201</b>	<b>0</b>

## FRANCHISE PRO FOOTBALL HALL OF FAMERS

68



## KEVIN MAWAE

CENTER • 6'4" • 289 lbs • COLLEGE: LOUISIANA STATE  
 NFL SEASONS: 16 • YEARS WITH TITANS: 4 (2006-09)  
 HOMETOWN: LEEVILLE, LA. • BORN: JANUARY 23, 1971  
 GAMES PLAYED: 241 • HALL OF FAME INDUCTION: 2019



Kevin Mawae was elected to the Pro Football Hall of Fame Class of 2019 and became the first established Titan without connections to the Houston Oilers to receive the honor. He played four seasons (2006-09) in Tennessee. Mawae entered the NFL as a second-round pick of the Seattle Seahawks in the 1994 NFL Draft. He began his career at right guard before being moved to center at the start of the 1996 season and remained at that position for the rest of his NFL career. After four seasons (1994-97) in the Northwest, the Louisiana State product signed a free agent deal with the New York Jets in 1998. In his first season in New York, Mawae helped running back Curtis Martin rush for a Jets franchise record eight 100-yard rushing games en route to 1,287-yard season. In 1999, he was named to his first of eight Pro Bowls and paved the way for Martin's then franchise-record 1,464 rushing yards. The 6-foot-4-inch, 289-pounder played in an astounding 177 consecutive games before a serious triceps

injury ended his 2005 campaign after six games. Mawae signed a free agent deal with the Titans in 2006. In his first season with Tennessee, he made an immediate impact and was a part of an offense that ranked third in the AFC and fifth in the NFL in rushing with 2,214 yards. Three seasons later, he helped Chris Johnson amass a franchise-best 2,006 rushing yards, becoming just the sixth player all-time to accomplish the feat. In 241 career games over 16 seasons, Mawae was extremely durable and known for his toughness in the trenches. He was a first-team, all-decade center for the 2000s and blocked for a 1,000-yard rusher in 13 of his 16 seasons. Running backs Chris Warren (1,545 yards in 1994), Martin (1,697 in 2004), LenDale White (1,110 in 2007) and Johnson (2,006 in 2009) had the highest season rushing totals of their careers with Mawae on the line. He played 90 games in which there was a 100-yard rusher, the most by any offensive lineman in NFL history.



## KEVIN MAWAE'S CAREER STATISTICS

**Career Games Played/Started (Playoffs):** 1994: 14/11, 1995: 16/16, 1996: 16/16, 1997: 16/16, 1998: 16/16 (2/2), 1999: 16/16, 2000: 16/16, 2001: 16/16 (1/1), 2002: 16/16, 2002: 16/16 (2/2), 2003: 16/16, 2004: 16/16 (2/2), 2005: 6/6, 2006: 16/16, 2007: 14/14, 2008: 15/15, 2009: 16/16 **Totals: 241/238 (7/7)**



## RETIRED JERSEY NUMBERS

In the history of the Oilers/Titans franchise, only six players have had the distinction of having their jersey number retired — **Jim Norton** (No. 43), **Elvin Bethea** (No. 65), **Earl Campbell** (No. 34), **Mike Munchak** (No. 63), **Bruce Matthews** (No. 74), and **Warren Moon** (No. 1).

Additionally, the team announced plans in June 2019 to retire **Steve McNair's** jersey No. 9 and **Eddie George's** jersey No. 27 during a ceremony on Sept. 15, 2019.



**Jim Norton** played nine seasons for the Oilers (1960-68) as a safety and as a punter, establishing team records at both positions. As a rookie from the University of Idaho, Norton was a member of the Oilers' 1960 AFL Championship team. A four-time league all-star, he holds the club record for most interceptions in a career with 45. Also an accomplished punter, Norton was tops in club history with 519 career punts for a 42.3-yard career average and a long kick of 79 yards (11/22/64 vs. Kansas City).



**Elvin Bethea** joined the Oilers in 1968 after an outstanding career at North Carolina A&T. He started at defensive end in the 1968 season opener and didn't miss a game until breaking his arm in November 1977. That streak of 135 consecutive games played stands third in team history. An eight-time Pro Bowler (1970, 1972-76, 1978-80), Bethea ranks second for most seasons played (16, 1968-83), while his 210 games played (1968-83) also stands second behind Bruce Matthews. Bethea led the team

in sacks six times, including a career-best mark of 17 in 1973. The Oilers honored him with an "Elvin Bethea Appreciation Night" on Aug. 4, 1983. He became the sixth player in franchise history to be inducted into the Pro Football Hall of Fame on Aug. 3, 2003.



**Earl Campbell**, the franchise's second leading rusher and a member of the Pro Football Hall of Fame, was honored by having his number retired at ceremonies on Aug. 13, 1987. He set a single-season club record with a league-leading 1,450 yards his rookie season. Campbell followed that performance with 1,697 yards in 1979 and an astounding 1,934 yards in 1980. Both those totals led the NFL and the latter was second only to O.J. Simpson's 2,003 yards in 1973. Campbell was selected to five Pro Bowls

(1978-81, 1983) and retired as the NFL's seventh all-time leading rusher (9,407). He ranks second in franchise history in career rushing yards (8,574) and attempts (1,979), first in touchdown runs (73) and first in most consecutive games with a rushing touchdown (5).



**Mike Munchak** joined the Oilers as a first-round draft pick in 1982 out of Penn State. He was the first offensive lineman selected in the draft and the eighth overall selection. Munchak won the starting left guard position as a rookie and went on to play in 12 campaigns (1982-93) and 159 games (156 starts) for the Oilers. He is tied for third on the team's all-time list for seasons played and ranks fifth in games played. Munchak became a fixture on an offensive line that helped the Oilers to seven consecutive playoff

appearances (1987-93). One of the premier guards in the National Football League, Munchak was selected to NFL's "Team of the Decade" for the 1980s and was chosen in 1989 to Oilers' 30th Anniversary "Dream Team." He ranks second in club annals with nine Pro Bowl selections, seven as a starter. Munchak announced his retirement on July 21, 1994, and on the same day, K.S. "Bud" Adams, Jr., announced that jersey No. 63 would be retired on "Mike Munchak Appreciation Day" on Nov. 6, 1994.



**Bruce Matthews** played in more games (296) than any non-kicker in NFL history. Longevity and durability were his hallmark. And that, coupled with his unparalleled play, in which he tied a league record with 14 Pro Bowl selections (tied with Merlin Olsen) and earned All-Pro honors six times, made him one of the all-time greats. He rose to the challenges presented to him in playing every position on the offensive line during his NFL career (87 at center, 99 at left guard, 67 at right guard, 22 at right tackle,

and 17 at left tackle). His number was retired during a halftime ceremony in Nashville on Dec. 8, 2002.



**Warren Moon**, the fourth leading passer in NFL history, played 10 years (1984-93) with the organization and holds the franchise records for passing yards (33,685) and touchdowns (196), while leading the Oilers to seven consecutive playoff appearances from 1987-93. Moon's finest season came in 1990, throwing for 4,689 yards (363-for-584) and 33 touchdowns in only 15 games and becoming the third player in NFL history to produce consecutive 4,000-yard passing seasons. He earned AP NFL Offensive

Player of the Year for his efforts and his third Pro Bowl berth. His jersey was retired in a halftime ceremony in Nashville on Oct. 1, 2006.



**Eddie George** is the franchise's record holder for career rushing yards (10,009) and is also the organization's all-time scrimmage yards leader (12,153). During his playing days in Tennessee (1996-2003), he never missed a game — a span of 128 starts. George was a 1,000-yard rusher seven times, and a four-time Pro Bowler. George racked up 36 100-yard games, and the Titans recorded a 30-6 record in those games. George helped the Titans reach the playoffs four times in his eight years in Nashville, including a

Super Bowl, and two AFC title games. George went over 1,300 yards in a season four times, and averaged 1,160 rushing yards per season during his nine-year NFL career. His jersey was retired in a halftime ceremony in Nashville on Sept. 15, 2019.



**Steve McNair** was the third overall draft pick by the Houston Oilers in 1995. In 11 seasons (1995-2005) with the franchise, McNair accumulated the most wins of any quarterback in Titans/Oilers history. He was a four-time Pro Bowler, and was named the NFL's co-MVP with Colts quarterback Peyton Manning in 2003. McNair finished his career with 31,304 yards passing and 174 touchdowns. As a member of the Titans, he was credited with 20 game-winning drives in the regular season and postseason,


finishing second all-time behind Warren Moon (23). McNair, who led Tennessee's famous drive that ended up a yard short of forcing overtime in Super Bowl XXXIV, also made a big impact in the Nashville community through the Steve McNair Foundation. He was selected as the 2005 Titans Walter Payton Award Winner, given to the team's Community Man of the Year. His jersey was retired in a halftime ceremony in Nashville on Sept. 15, 2019.

## OILERS LOGO HISTORY

The original Oilers helmet, circa 1960, was blue with a white stripe down the middle. The oil derrick logo was also white. Although the derrick itself remained, many subtle changes were made to the helmets over the years. In 1964, two red stripes were added to the white striping on top of the helmet. Two years later, the helmet color was changed to silver with red and blue striping. The derrick, meanwhile, was changed to blue with a red outline and white background. In 1972, the helmet color was switched back to blue with red and white striping, while the derrick was changed to white with a red outline. Three years later, the helmet color was changed to its familiar white with red and blue striping. The derrick was then switched to blue with a red outline. The helmets boasted a gray facemask. In 1981, the facemask was switched to red. In 1997, the Oilers added the Tennessee logo to the back of their helmet upon their relocation to Nashville. In 1999, the franchise unveiled a new logo as the team was renamed the Tennessee Titans.



The original Houston Oilers helmet from 1960-65 was blue with a white stripe down the middle.



## HELMET HISTORY



**1960-1965, 1994 Throw-back Games**  
(Red stripe added in 1964)



**1966-1970**



**1971**

*(Additional silver stripe was used for some games; gap between the blue and red stripe pictured)*



**1972-1974**



**1975-1980**



**1981-1998**



**1999-2017**




**2018-present**



## STADIUM HISTORY

### JEPPESEN STADIUM — Houston



**Years Played** . . . . 1960-64

**Record** . . . . . 26-11

**First Game** . . . . . 9/18/60 — Oilers 38, Los Angeles Chargers 28 (20,156)

**Last Game** . . . . . 12/20/64 — Oilers 34, Denver 15 (15,839)

**Highlights:** Oilers capture inaugural AFL Championship with a 24-16 win over the San Diego Chargers at Jeppesen Stadium (1/1/61)...Oilers defend that title the following year with a 10-3 win at San Diego...Jeppesen record crowd of 37,981 watches Dallas nip Oilers 20-17 in overtime in the 1962 AFL Championship Game (12/23/62).

### RICE STADIUM — Houston



**Years Played** . . . . 1965-67

**Record** . . . . . 11-10

**First Game** . . . . . 9/12/65 — Oilers 27, New York Jets 21 (52,680)

**Last Game** . . . . . 12/16/67 — Oilers 24, San Diego 17 (19,870)

**Highlights:** Oilers wallop Denver 45-7 (9/3/66), setting an AFL record by not allowing a Broncos first down...after four straight losing seasons, Oilers clinch Eastern Division title with 24-17 win over Chargers (12/17/67)...in 1967, Oilers become first team to go from last in the division to first in one season.

### ASTRODOME — Houston



**Years Played** . . . . 1968-96

**Record** . . . . . 113-103-2 (regular season), 3-2 (playoffs)

**First Game** . . . . . 9/9/68 — Kansas City 26, Oilers 21 (45,083)

**Last Game** . . . . . 12/15/96 — Cincinnati 21, Oilers 13 (15,131)

**Highlights:** Astrodome was the first domed stadium in the NFL...Oilers 3-2 in playoff games at Astrodome...Oilers appeared in 16 "Monday Night Football" telecasts, going 10-6...in 1980 season finale against Minnesota (12/21/80), Earl Campbell sets NFL record with his fourth 200-yard rushing game of the season...Campbell finishes with 1,934 yards, then the second-highest total in league history...Oilers set team record for points in a game with 58-14 drubbing of Cleveland (12/9/90)...Oilers beat Steelers 31-6 to win first-ever undisputed AFC Central Division title (12/8/91)...Oilers win club-record 11th consecutive game with 24-0 win over the New York Jets (1/2/94)...three former Oilers — Elvin Bethea (No. 65), Campbell (No. 34) and Mike Munchak (No. 63) — have their numbers retired.

### LIBERTY BOWL — Memphis



**Year Played** . . . . . 1997

**Record** . . . . . 6-2

**First Game** . . . . . 8/31/97 — Oilers 24, Oakland 21, OT (30,171)

**Last Game** . . . . . 12/21/97 — Oilers 16, Pittsburgh 6 (50,677)

**Highlights:** The Oilers played their first season in Tennessee at the Liberty Bowl in Memphis...Eddie George ties a franchise record with 216 yards rushing as the Tennessee Oilers win their inaugural game in Tennessee, a 24-21 overtime win over Oakland in Memphis...Oilers close out season with 16-6 win over division-winner Pittsburgh.

### DUDLEY FIELD (VANDERBILT STADIUM) — Nashville



**Year Played**.....1998


**Record**.....3-5

**First Game**.....9/13/98 — San Diego 13, Oilers 7 (41,089)

**Last Game**.....12/26/98 — Minnesota 26, Oilers 16 (41,121)

**Highlights:** Frank Wycheck catches pass from Steve McNair to score club's first touchdown in Nashville (9/13)...Oilers pummel Cincinnati 44-14 for first win in Nashville (10/18)...Al Del Greco kicks game-winning field goal to secure season sweep of Pittsburgh (11/15).

### NISSAN STADIUM — Nashville



**Years Played** . . . . 1999-Present

**Record** . . . . . 107-78 (regular season), 2-4 (playoffs)

**First Game** . . . . . 9/12/99 — Tennessee 36, Cincinnati 35 (65,272)

**Highlights:** At Nissan Stadium, the Tennessee Titans have recorded a 109-82 home record (combined regular season and playoffs through 2021), including an undefeated 9-0 home mark in 1999. Adelphia Coliseum, as the stadium was first named, opened its doors in the national spotlight with a preseason victory over the Atlanta Falcons on Aug. 27, 1999. Tennessee opened the regular season with a come-from-behind 36-35 victory over Cincinnati. But the most memorable victory of the season came in a 22-16 Wild Card victory over Buffalo on Jan. 8, 2000. In that game, Kevin Dyson fielded a lateral pass from Frank Wycheck with 16 seconds left and raced 75 yards down the sideline for the winning score. That play, which propelled Tennessee into an AFC Divisional showdown at Indianapolis the following week, was immediately dubbed "The Music City Miracle" and will go down as one of the most memorable moments in NFL history. The Titans won 12 consecutive games to open their new stadium, breaking the NFL record. The Coliseum's name was changed to LP Field in 2006. On June 25, 2015, Nissan and the Titans announced a 20-year stadium naming rights agreement.

## HISTORICAL HIGHLIGHTS

### THE “FOOLISH CLUB”

In 1959, after numerous failed attempts to enter the NFL as owners through expansion or purchase (Chicago Cardinals), Lamar Hunt and K.S. “Bud” Adams, Jr. agree that forming a new league is a viable option to NFL ownership. They would recruit a number of other future owners, who like themselves were looking to enter the world of football ownership, but had been rebuffed. The eight original teams, which would later be dubbed the “Foolish Club” for taking on the NFL were: Dallas (Hunt), Houston (Adams), Denver (Bob Howsam), New York (Harry Wismer), Los Angeles (Barron Hilton), Buffalo (Ralph Wilson), Boston (William Sullivan) and Oakland (Wayne Valley). Minneapolis was set to become one of the original AFL teams, but they were replaced by Oakland when the NFL awarded an expansion franchise to the Minneapolis market in 1960.

All eight teams agreed to contribute \$25,000 to create a league office, which was headed by the first AFL commissioner, Joe Foss. The AFL held their first draft on Nov. 22, 1959 and began play in the fall of 1960 with games televised on ABC.

### 1959

**August 3** – K.S. “Bud” Adams, Jr., announces Houston’s entry into the American Football League.

**August 15** – AFL formally organized with six cities: Los Angeles, New York, Denver, Dallas, Houston and Minneapolis-St Paul.

**October 31** – Adams names the team “Oilers” — “for sentimental and social reasons.”

**November 22** – AFL conducts first player draft. Oilers select Heisman Trophy winner Billy Cannon of LSU.

**December 8** – Oilers sign first players, Don Hitt and Tony Banfield, both of Oklahoma State.

### 1960

**January 1** – Oilers sign their first draft choice in LSU’s Billy Cannon.

**January 3** – Oilers name former Cleveland great Lou Rymkus as first head coach.

**February 20** – Oilers sign veteran pro quarterback George Blanda.

**March 8** – Houston School Board approves lease of Jeppesen Stadium to K.S. “Bud” Adams, Jr., and gives permission to increase seating capacity from 22,000 to 36,000.

**June 21** – Court rules that Billy Cannon will play with the Houston Oilers.

**July 15** – Houston opens first training camp at the University of Houston with daily practices to be held at Busch Field during season.

**August 6** – Oilers lose 27-10 to Dallas Texans in first preseason game at Tulsa.

**August 20** – Oilers defeat Denver 42-3 before 18,500 in home debut at Jeppesen.

**September 11** – Oilers win first regular season contest 37-22 over Oakland at San Francisco. Charles Hennigan scores first Oiler TD on a 43-yard pass from George Blanda. Dave Smith scores first Oiler rushing TD on eight-yard run.

**December 11** – Oilers clinch AFL Eastern Division title with 31-23 win over Buffalo at Houston.

**December 29** – Lou Rymkus named AFL’s first Coach of the Year.

### 1961

**January 1** – Oilers win first AFL Championship by defeating Los Angeles Chargers 24-16 before 32,000 fans at Jeppesen Stadium. Billy Cannon is named game’s MVP; Blanda completes 16 of 32 passes for 301 yards and three TDs. Winning players share: \$1,016.42.

**September 9** – Oilers open regular season with a 55-0 rout of Oakland at Jeppesen despite threats from Hurricane Carla.

**October 16** – Wally Lemm replaces Lou Rymkus as head coach after Oilers open with 1-3-1 record.

**October 22** – Oilers defeat Dallas Texans 38-7 in first outing under Wally Lemm. George Blanda comes off the bench to throw three TD passes, make a 53-yard field goal, and kick three PAT’s.

**October 29** – George Blanda sets AFL passing record with 464 yards on 18-of-32 passing for four TDs as Oilers win 28-16 at Buffalo.

**November 19** – George Blanda throws seven touchdown passes against New York in 49-13 win to set AFL record and the all-time pro record.

**December 3** – Oilers defeat previously unbeaten San Diego 33-13 before Houston’s largest crowd, 37,845. Charles Hennigan catches 10 passes for 214 yards and three TDs. George Blanda hits on 20 of 34 attempts for 351 yards and four TDs and kicks AFL-record 55-yard field goal.

**December 17** – Oilers win second consecutive Eastern Division crown by beating Oakland 47-16 in Oakland. Oilers become first pro team in history to score over 500 points in one season with 513 points in 14 games.

**December 20** – Wally Lemm is named AFL Coach of the Year.

**December 23** – George Blanda is named AFL Player of the Year.

**December 24** – Oilers win second consecutive AFL title, defeating Chargers 10-3 at San Diego. Billy Cannon wins MVP award for second consecutive year. Winning players share: \$1,724.00.

### 1962

**February 23** – Wally Lemm resigns to become the head coach of St. Louis Cardinals.

**March 5** – Oilers name Frank “Pop” Ivy as head coach.

**September 16** – Oilers lose to Boston 34-21 in first pro game in historic Harvard Stadium.

**October 14** – Oilers set AFL scoring record with 56-17 win over New York

### EARLY DOMINANCE & AFL SUPREMACY

With a mix of cast-off players from other professional leagues (QB George Blanda, C Bob Schmidt, T Al Jamison), pro football rookies (RB Billy Cannon, G Bob Talamini) and local college players who never entered the NFL (WR Charles Hennigan, DT Orville Trask), the Oilers quickly became the dominant team in the newly formed American Football League. In each of the league’s first three years, the Oilers advanced to the AFL title game, winning the first two league championships (1960 and 1961). Amazingly, the Oilers reached each of those title games under three different coaches: Lou Rymkus (1960), Wally Lemm (1961) and Frank “Pop” Ivy (1962).

The fiery Rymkus led the inaugural Oilers to the Eastern Division title with a 10-4 mark. They met the Western Division winner Los Angeles Chargers at Jeppesen Stadium in Houston to crown the first AFL champion. The two teams split their two matchups during the regular season. The Oilers took a one-point lead into the fourth quarter and then Blanda hit Cannon for an 88-yard score early in the fourth quarter to end the scoring, 24-16. Blanda tallied 301 passing yards and three touchdowns in the game.

After the Oilers opened the 1961 season 1-3-1, head coach Lou Rymkus was replaced by Wally Lemm, who had been on the 1960 staff but left for private business prior to the 1961 season. The Oilers would win nine consecutive games under Lemm to end the regular season with a 10-3-1 mark and first place in the Eastern Division. The 1961 AFL Championship game was a defensive struggle as the Oilers defeated the San Diego Chargers 10-3 in San Diego.

After leading the Oilers to a second title, the St. Louis Cardinals hired Wally Lemm as their head coach for the 1962 season. The Oilers tabbed Frank “Pop” Ivy to lead the team in 1962. The team again won the Eastern Division with an 11-3 record and faced the Dallas Texans at Jeppesen Stadium for the 1962 AFL title. Dallas raced out to a 17-0 halftime lead, but the Oilers mounted a second half rally to knot the score at 17 with five minutes remaining in the game. The game would go to overtime and was eventually decided in double overtime (6th quarter) with a Dallas 25-yard field goal.



## HISTORICAL HIGHLIGHTS

### OILERS' AFL SUMMARY

In the 10-year history of the AFL from 1960-69, the Oilers amassed a 70-66-5 record, reached the AFL title game four times (1960, '61, '62, '67) and won two AFL titles (1960 and 1961). They had some of the greats of the game, including QB George Blanda, WR Charlie Hennigan, G Bob Talamini, CB Ken Houston and DE Elvin Bethea. Four decades removed from their playing days, these names still sit atop several categories throughout the franchise record book: Blanda threw a franchise-best 36 touchdowns in 1961, Hennigan caught a franchise-best 101 balls in 1964, Houston returned nine interceptions for touchdowns during his Oilers career, and Bethea (unofficially) totaled 105 sacks during his career. The Oilers also saw profound popularity growth as they averaged 20,000 fans in their inaugural 1960 season at Jeppesen Stadium all the way to moving into the Astrodome in 1968, and averaging 44,000 fans in their final AFL campaign.

as George Blanda throws six TD passes.

**December 15** – Oilers win third consecutive Eastern Division title with 44-10 victory over New York. Charlie Tolar gets 107 yards on 18 carries to become the first Oiler back to gain over 1,000 yards in a season. Oilers compile best regular season record in club's history with 11-3 mark.

**December 23** – Oilers lose AFL title to Dallas Texans 20-17 in historic six-quarter game.

### 1963

**December 22** – Oilers lose 52-49 at Oakland in "Pop" Ivy's final game as head coach.

### 1964

**March 1** – Oilers announce building of a new training site at Fannin and Braeswood in Houston.

**June 2** – Frank "Pop" Ivy relieved of head coach-general manager duties. "Bud" Adams names Sammy Baugh as head coach and Carroll Martin as general manager.

**July 15** – Oilers open training camp at new site—Fannin and Braeswood.

**September 8** – Oilers trade Billy Cannon to Oakland for Bob Jackson, Sonny Bishop and Dobie Craig.

**September 13** – Rookie Sid Blanks sets AFL record with 91-yard TD run against New York at Houston.

**December 18** – Sammy Baugh resigns as Oiler head coach.

**December 20** – Oilers play final game in Jeppesen Stadium, defeating Denver 34-15 to end season with 4-10 record. Charles Hennigan catches 101st pass of season to set new all-time pro record.

**December 22** – Hugh "Bones" Taylor named Oiler head coach as Sammy Baugh stays on staff as assistant.

### 1965

**June 5** – Oilers announce they will not play in Harris County Dome Stadium because of "unrealistic lease agreement"; sign five-year lease with Rice University for use of Rice Stadium.

### 1966

**January 13** – K.S. "Bud" Adams, Jr., names Don Klosterman as Oilers' Executive Vice-President and General Manager.

**January 29** – Wally Lemm is named Oiler Head Coach by Dan Klosterman.

**June 8** – Oilers sign Ernie Ladd; Commissioner awards Willie Frazier and Pete Jaquess to San Diego in compensation.

**June 9** – The AFL and NFL announce plans to merge into one league by 1970. Common draft and championship game are scheduled immediately.

**September 3** – Oilers open regular season play with 45-7 home victory over the Denver Broncos. Denver was held to no first downs, an AFL record.

### 1967

**March 14** – First common draft between AFL and NFL; Oilers take

Michigan State All-America George Webster as their No. 1 choice.

**April 2** – Oilers announce they will hold 1967 training camp at Schreiner Institute in Kerrville, Texas. Only third time in history Oilers will have trained outside Houston.

**December 17** – Oilers clinch Eastern Division title with 24-17 win over San Diego at Rice Stadium and become first team to go from cellar to division title in one season, a feat accomplished with 15 rookies on the squad.

**December 20** – Four Oilers are named to All-AFL team. DE Pat Holmes, CB Miller Farr, G Bob Talamini and rookie LB George Webster named to AFL elite unit.

**December 23** – Oiler LB George Webster is unanimous choice as AFL's Defensive Rookie of the Year.

**December 31** – Oakland Raiders break open close game in second quarter and defeat Oilers 40-7 in AFL Championship Game. The only Oiler touchdown comes in fourth quarter on pass from Pete Beathard to Charles Frazier.

### 1968

**February 10** – Oiler owner K.S. "Bud" Adams, Jr., announces that the Oilers will move to the Harris County Dome Stadium for the 1968 season. Contract with Rice will be settled.

**September 9** – Oilers play their first game in the Astrodome, a 25-21 loss to Kansas City before 45,083 fans, and become the first professional football team to play their home games in a domed stadium.

### 1969

**January 25** – Oiler LB George Webster is one of four AFL players named to Pro Football Writers Association's first combined All-Pro team.

**April 15** – Jim Norton, last of the original Houston Oilers, announces his retirement after nine years and Oiler owner K.S. "Bud" Adams, Jr., retires his No. 43 jersey.

**December 14** – Oilers need victory over Boston in Astrodome to assure playoff spot as runner-up team in Eastern Division despite 5-6-2 record. Oilers come from behind to take 27-23 triumph.

**December 21** – Oilers lose bid for championship in 56-7 loss to Oakland in playoff game. Daryle Lamonica hurls six TD passes for Raiders.

### 1970

**January 15** – Oiler LB George Webster named to Pro Football Hall of Fame's All-Time AFL defensive unit. The three-year Oiler veteran was youngest player named to the team.

**June 30** – Oiler veterans join NFL Players Association strike. Owners bar veterans from training camps. Dispute revolved around pension plan.

**July 14** – Oilers open training camp at Schreiner Institute in Kerrville, Texas with only rookies reporting.

**August 3** – Veterans report to training camp after settlement of NFL-NFLPA pension dispute.

**November 1** – Oiler Head Coach Wally Lemm, who led Oilers to AFL title in 1961 and to Eastern Division title in 1967, announces he will retire at the end of 1970 season.

### 1971

**January 21** – Oiler owner K.S. "Bud" Adams, Jr., names Ed Hughes to be the sixth head coach in Oiler history.

**January 26** – Oilers trade RB Hoyle Granger, T Terry Stoepel and DE Charles Blossom to New Orleans for DT Dave Rowe and WR Ken Burrough.

**January 28** – The Oilers, who pick third behind Boston and New Orleans in the college draft, select QB Dan Pastorini of Santa Clara in the first round and grab QB Lynn Dickey of Kansas State in the third round.

**May 5** – Oilers name John W. Breen as general manager, replacing Bob Brodhead. Breen was the first employee hired by Oiler owner K.S. "Bud" Adams, Jr., in 1959 when the American Football League was formed.

**December 12** – S Ken Houston ties all-time pro record for touchdowns on interceptions with theft against Buffalo in Oilers' 20-14 victory. Houston tied record of seven set by Erich Barnes and Herb Adderley.

**December 19** – Oilers close out season with third straight victory by blasting San Diego 49-33 for highest point production since 1963. S Ken Houston establishes all-time pro record with two touchdowns on interceptions. The five-year veteran intercepted successive John Hadl passes in the third quarter and returned them for touchdowns of 35 and 29 yards to run his

## HISTORICAL HIGHLIGHTS

career total to nine. His four returns of interceptions for TDs in one year is also an NFL record.

**December 24** – Oiler DE Elvin Bethea and S Ken Houston are named to AFC Pro Bowl squad. It is second straight selection for Houston.

**December 30** – Oilers name former Florida State and Rice University coach Bill Peterson as their new head coach.

### 1972

**March 21** – K.S. “Bud” Adams, Jr., spearheads a drive which lands the 1974 Super Bowl game for Houston. The game will be played in Rice Stadium on January 13, 1974.

**October 1** – Oilers stun Joe Namath and New York Jets 26-20 in the Astrodome for only victory of 1972 season.

### 1973

**March 2** – Veteran coach and front office executive Sid Gillman accepts position of Executive Vice-President and General Manager of Houston Oilers, replacing John Breen, who retired.

**October 16** – Bill Peterson is fired as head coach of Oilers after 48-20 loss to Denver, making Peterson’s regular season record in 1 1/2 years 1-18. Sid Gillman assumes dual role of General Manager/Head Coach for the rest of year.

**November 5** – Oilers win only game of 1973 season, 31-27, over Baltimore Colts as QB Lynn Dickey completes 22-of-32 passes for 340 yards and three touchdowns.

**December 19** – Oiler DE Elvin Bethea named to Pro Bowl team for third straight year.

### 1974

**January 18** – Sid Gillman announces decision to remain as General Manager/Head Coach for at least one more season, ending speculation that a new head coach would be named.

**February 8** – Former New Orleans and New York Jets coach Ed Biles joins Oilers as defensive assistant.

**March 7** – O.A. “Bum” Phillips, a veteran Texas high school and college coach who was with Sid Gillman at San Diego, is hired by Oilers as defensive coordinator.

**August 28** – Oiler T John Matuszak tries to jump his contract and sign with World Football League Houston Texans. Oilers obtain temporary restraining order and present it to Matuszak at Texans’ game with New York Stars. Matuszak is put on inactive list until trial.

**September 9** – State District Judge Arthur Leshner grants temporary injunction against John Matuszak playing for any other team than Oilers until further court hearings. Matuszak remains on inactive list.

**October 22** – Oilers trade John Matuszak and No. 3 draft choice to Kansas City for Curley Culp and draft choice, ending court battle.

## BUM PHILLIPS

If ever there was a coach made for a team and a team that embodied their coach, it was the marriage between O.A. “Bum” Phillips and the Houston Oilers. A native of Orange, Texas, Phillips spent the majority of his first 15 years in coaching in the Texas high school ranks before moving up the ladder as a defensive coordinator in the college and pro level. He would join the Oilers as a defensive coordinator in 1974 and was named head coach in 1975, where he would remain through the 1980 season. Known for strolling the sidelines in his cowboy hat and boots, he was the face of the Oilers for six seasons (59-38 record) and saw the birth of the “Luv Ya Blue” era. In 1978, he led the Oilers back to the playoffs for the first time in 11 years with their march to the AFC Championship. The Oilers would again reach the AFC Championship game in 1979 and wild card round in 1980. Phillips was let go by the Oilers following the 1980 season.

## LUV YA BLUE!

With Oiler fever in full bloom following the march to the AFC Championship game in the 1978 season, the team looked to tap into the frenzy with a marketing campaign that captured that team spirit. The result was the “Luv Ya Blue!” phrase that would sweep the area and be forever remembered with the 1979 and 1980 seasons. The phrase was trademarked by the team and became as popular as regular Oilers merchandise. The campaign included a song which was written and sung by Mack Hayes, a local musician and was performed before each game at the Astrodome during those seasons.

### 1975

**January 25** – O.A. “Bum” Phillips named Oiler head coach by Sid Gillman, who says he will remain in single role as general manager.

**February 14** – Sid Gillman leaves Oilers as general manager by mutual consent with owner “Bud” Adams. Bum Phillips adds title of general manager to head coaching duties.

**October 19** – Oilers come from behind to defeat Washington 13-10 in Astrodome for first win ever over NFC team.

**November 16** – Oilers get 20-19 win over Miami as Billy Johnson ties all-time pro record for return TDs in one season (4).

**December 21** – Oilers close out finest season since 1962 with 21-10 win over Cleveland, giving Bum Phillips a 10-4-0 record in his first year as a head coach. Oilers set a new home attendance record, averaging 48,000 in seven home games.

### 1976

**February 10** – Wade Phillips, son of Head Coach Bum Phillips, named to Oiler coaching staff as LB coach. Phillips had been an assistant at University of Kansas.

**April 1** – Oilers lose Fred Hoaglin, Mark Cotney and Jesse O’Neal in NFL expansion draft.

**April 2** – Oilers trade QB Lynn Dickey to Green Bay for QB John Hadl, CB Ken Ellis, draft choices and cash.

### 1977

**October 9** – Oilers march into first place in the AFC Central Division after whipping Pittsburgh 27-10 at the Astrodome, but lose Dan Pastorini to an ankle and back injury.

**November 13** – Oakland holds off Oilers 34-29 as Houston DE Elvin Bethea suffers a broken arm after playing in 135 consecutive games, a team record.

### 1978

**January 7** – Owner K.S. “Bud” Adams, Jr., announces the appointment of Ladd K. Herzog as Senior Vice-President and Chief Administrative Officer of the Houston Oilers.

**January 24** – Curley Culp, Ken Burrough, Billy Johnson and Robert Brazile play for AFC on Pro Bowl team.

**April 24** – Oilers trade three draft picks and TE Jimmie Giles to Tampa Bay for rights to 1978 number one draft selection in order to choose Texas All-America and Heisman Trophy winner Earl Campbell.

**October 23** – Houston ends Pittsburgh’s seven-game win streak with Monday night victory over the Steelers, 21-17. It marks Houston’s first win ever on Monday Night Football.

**November 12** – Houston comes from 23-0 deficit to capture 26-23 win over New England Patriots.

**November 20** – Earl Campbell rushes for four touchdowns against Miami Dolphins in Oilers’ 35-30 victory. Campbell’s two Monday night appearances net him 7 of his 13 season TDs.

**November 26** – Earl Campbell gains 100 yards rushing vs. Cincinnati before home crowd to tie NFL record for most 100-yard games by a rookie – 7 (ties Franco Harris and Don Woods). Also breaks Oiler single season records for most yards rushing (Hoyle Granger, 1,194 yards in 1967) and most rushing attempts (Charlie Tolar, 224 yards in 1962).

**December 10** – Houston captures 17-12 decision over New Orleans Saints



## HISTORICAL HIGHLIGHTS

### EARL CAMPBELL

Tabbed the "Tyler Rose", Earl Campbell was a Texas high school legend who would go on to the University of Texas and earn the 1977 Heisman Trophy. The Oilers pulled off a draft blockbuster to acquire Campbell, trading four picks and TE Jimmie Giles to acquire the first pick in the 1978 draft from the Tampa Bay Buccaneers. Campbell made an immediate impact as a rookie, gaining 1,450 yards and scoring 13 touchdowns in his initial campaign and earning NFL Rookie of the Year and NFL Offensive Player of the Year honors. In one of the most famous performances in Monday Night Football history, Campbell gained 199 yards and scored four touchdowns on 28 carries against the Miami Dolphins in November of 1978. From 1978 to 1984 Campbell led the Oilers to three playoff appearances, gained 8,547 yards and earned five Pro Bowl invitations. During the 1984 season, Campbell was traded to New Orleans to be reunited with Bum Phillips for a first round draft choice. He was inducted into the Pro Football Hall of Fame in 1991.

to clinch berth in AFC Wild Card game versus Miami.

**December 24** – Houston wins first playoff game since 1961 by defeating Miami 17-9 in the Orange Bowl.

**December 31** – Oilers continue playoff march with 31-14 win against New England before 61,297 chilled fans in Foxboro, Mass.

### 1979

**January 7** – Houston playoff dreams end as Pittsburgh takes 34-5 victory in AFC Championship Game. Oilers welcomed by 50,000 loyal fans in the Astrodome as radio station KILT sponsors homecoming.

**January 30** – Earl Campbell, Elvin Bethea, Robert Brazile and Curley Culp represent Houston in the Pro Bowl in Los Angeles.

**August 3** – Oiler T Greg Sampson undergoes brain surgery which signals the end to a promising career.

**December 10** – Before national television audience, Houston defeats division nemesis Pittsburgh 20-17, giving Oilers spot in 1979 playoffs.

**December 17** – Several Oilers lock up individual titles: Earl Campbell is NFL rushing champion for the second consecutive year; Mike Reinfeldt captures the crown for most interceptions in NFL with 12; Toni Fritsch is the most accurate field goal kicker, connecting on 21-25 attempts; and Jesse Baker leads the AFC in QB sacks with 15 1/2.

**December 23** – In first playoff game played in Houston since 1962, Oilers defeat Denver Broncos 13-7. Key offensive players Earl Campbell, Dan Pastorini and Ken Burrough are all injured in the contest.

**December 29** – Oilers defeat San Diego 17-14 without injured Earl Campbell, Dan Pastorini and Ken Burrough. Backup QB Gifford Nielsen plays conservative offense as Rob Carpenter, who was injured earlier in the week and was on crutches the night before the game, gains 67 yards rushing in his best effort of the season. The big star of the game is S Vernon Perry, as he intercepts an NFL-record four passes in a playoff game.

### 1980

**January 6** – In a rematch of the 1978 AFC Championship Game, the Steelers win 27-13 in a game that saw a controversial call keep Mike Renfro from scoring what would have been the tying score late in third quarter.

**January 7** – In the wee hours of the morning, the Oilers return from Pittsburgh to an excited throng of 70,000 people at the Astrodome.

**January 28** – Six Oilers represent Houston in the Pro Bowl: RB Earl Campbell, T Leon Gray, PK Toni Fritsch, LB Robert Brazile, S Mike Reinfeldt and DE Elvin Bethea.

**September 15** – Before the largest stadium crowd to ever witness an Oilers' game (80,243), Houston defeats the Browns in Cleveland Stadium 16-7. The game was also televised before a national audience on Monday Night Football.

**October 14** – Oilers acquire All-Pro TE Dave Casper from Oakland for undisclosed draft picks.

**October 19** – Earl Campbell becomes only the second RB in the history of the Oiler franchise to rush for over 200 yards in a single game when he leads the Oilers to a 21-14 triumph over Tampa Bay with 206 yards. Club rushing record for single game is 216 yards by Billy Cannon (Dec. 10, 1961 vs. New York Titans).

**October 26** – Earl Campbell ties NFL record for most consecutive 200-yard games rushing (two) with 202 yards vs. Cincinnati in the Astrodome. Campbell now shares record with O.J. Simpson (Buffalo, 1973, 1976). Oilers defeat Bengals 23-3.

**December 4** – Houston's defense shuts out the Pittsburgh Steelers 6-0. Toni Fritsch provides all the points the Oilers need with two field goals. This marked the third evening prime-time win of the season for the Oilers as the game was played in the Astrodome before a sellout crowd and a national television audience. It marked the first shutout registered by the Oilers since a 47-0 win over the Chicago Bears. (November 6, 1977).

**December 21** – Oilers clinch third playoff spot in as many years with 20-16 victory over the Minnesota Vikings in the Astrodome. Earl Campbell sets NFL record by rushing for over 200 yards in single game four times in one season. He finishes season with 1,934 yards, second highest total in NFL history behind O.J. Simpson's 2,003 yards in 1973. The Oilers must wait until the final game of the season to see who their playoff opponent will be, as their 11-5 record equals that of division foe Cleveland, but Oilers become Wild Card participant due to tie-breaker procedures.

**December 28** – Oilers season comes to an end with disappointing AFC Wild Card loss at the hands of the eventual Super Bowl champion Oakland Raiders. The loss marks the third consecutive year that the Oilers have been eliminated from the playoff picture by the eventual Super Bowl champions (Pittsburgh Steelers in both 1978 and 1979).

**December 31** – K.S. "Bud" Adams Jr., relieves Bum Phillips of his duties as Head Coach and General Manager. Ladd K. Herzeg is promoted from post of Senior Vice-President/Chief Administrative Officer to the position of Executive Vice-President and General Manager of the Oilers.

### 1981

**January 3** – announce the selection of Ed Biles as their new head coach. Biles had been Oilers' defensive coordinator since 1975.

**February 8** – Dick Nolan, former Head Coach for the New Orleans Saints and the San Francisco 49ers, is named defensive coordinator.

**February 15** – Mike Holovak is named as Assistant General Manager by the Oilers.

**September 6** – Oilers defeat Rams at season opener at Los Angeles 27-20 as rookie Willie Tullis returns kickoff 95 yards for score in final minute of game. Win gives Ed Biles his first as head coach of NFL club.

### 1982

**January 19** – Former All-Pro S Ken Houston returns to Oilers as defensive assistant assigned to work with the DBs. Houston had been All-Pro performer before being traded to Washington where he retired following 1980 season.

**January 31** – Oilers open 2.5 million dollar training facility less than two miles from Astrodome. Owner-President K.S. "Bud" Adams, Jr., provides funds for what is considered one of top facilities in the NFL.

**February 3** – Oilers announce new three-year contract with Mutual Broadcasting System for radio rights to Houston's games. KTRH-AM in Houston will serve as flagship station.

**March 18** – Oilers announce that head coach Ed Biles has been given a contract extension.

**April 28** – Oilers select Penn State G Mike Munchak in first round of NFL draft. It is the first number one choice in the draft that Oilers have had since Earl Campbell was selected in first round in 1978.

**May 3** – Computer added to Oilers offices to assist club with player personnel, college scouting, ticket and business operations as well as many other functions within the organization.

**September 17** – Oilers acquire QB Archie Manning from New Orleans Saints in one-for-one swap for T Leon Gray.

**September 20** – NFL Players Association strike announced.

**November 16** – Settlement of 57-day player strike announced by NFL Management Council and NFL Players Association.

### 1983

**January 2** – Oilers fall to Cincinnati Bengals 35-27 to conclude 1982

## HISTORICAL HIGHLIGHTS

regular season play in a game that was re-scheduled from November 14 (canceled due to players' strike).

**January 25** – Chuck Studley joins Oilers as defensive coordinator after successful stints with San Francisco 49ers (Super Bowl champs following '81 season) and Cincinnati Bengals.

**February 1** – Oilers perennial All-Pro DE Elvin Bethea decides not to retire following 1982 season and will return for his 16th year in the NFL, all with the Oilers.

**February 2** – Oilers announce promotion of Mike Holovak from Assistant General Manager to VP/Player Personnel.

**April 23** – The Oilers announce trade of their second pick in first round to Los Angeles Rams for the third pick overall in draft. Oilers receive Rams' fourth-round choice in 1983 and fourth-round choice in 1984 for moving down one notch in first round.

**April 24** – The Oilers announce their second trade in as many days involving Oilers' first-round draft pick. Oilers trade third choice overall in first round to Seattle for ninth choice overall in first round plus Seahawks' second- and third-round picks in 1983 (combining trades of April 24-25, Oilers moved from second position in first round to ninth and acquired Seahawks' second- and third-round choice in 1983 and Rams' fourth round choice in 1983 and 1984, a total of four additional picks).

**April 26** – Oilers select T Bruce Matthews from USC in round one of NFL draft with the ninth choice in the round. Also, for first time since 1969, the Oilers had each of their choices through the first nine rounds.

**August 4** – In preseason opener, ceremonies honoring Elvin Bethea's 16 years with the club occur at halftime. Bethea's jersey, No. 65, will be retired at the conclusion of the season.

**October 10** – Head Coach Ed Biles resigns after two and one-half years as head coach.

**October 11** – The Oilers appoint Defensive Coordinator Chuck Studley as interim head coach.

**October 20** – Oilers trade QB Archie Manning and TE Dave Casper to Minnesota for second- and fourth-round picks in 1984 draft.

**December 18** – Oilers close season with 20-10 loss at Baltimore in what would be the Colts' final game played in Baltimore before moving to Indianapolis.

### 1984

**January 3** – The Oilers name Hugh Campbell as new head coach.

**January 30** – Announcement is made that Kay Dalton will remain as offensive coordinator and also that Jerry Glanville will become new defensive coordinator.

**February 3** – The Oilers announce that they win the "recruiting war" for free agent QB Warren Moon.

**February 10** – Entire organization loses tremendous friend with the passing of radio talk-show host John Breen. Breen was first employee hired by the Oilers in 1959 and served in numerous front office capacities, including General Manager and Director of Player Personnel.

**May 1** – Oilers draft Dean Steinkuhler among a total of 14 players during the one-day marathon. Of the 14 players selected, 10 were defensive players.

**September 6** – Oilers and City of Houston celebrate 25th season of professional football at "Silver Salute," which is held on the floor of the Astrodome. The black-tie gala consists of dinner, dancing and an auction with all proceeds benefiting the Ronald McDonald House. This date is also proclaimed "Houston Oilers Day" by Mayor Kathryn J. Whitmire.

**October 9** – Oilers trade RB Earl Campbell to New Orleans Saints for first round choice in 1985 draft. The Oilers also obtain C Jim Romano from Raiders for Houston's third- and sixth-round picks in 1985.

**October 26** – Oilers announce that KODA-FM will be new flagship station for Oilers' radio broadcasts beginning in 1985. The Oilers and KODA-FM sign a multi-year contract.

**November 11** – Oilers defeat Chiefs 17-16 in Kansas City after losing opening 10 games of the season, as Hugh Campbell gets first win as NFL head coach.

**December 2** – Houston defeats Steelers in overtime thriller 23-20 for third win in four weeks before home crowd. Joe Cooper kicks winning field goal with 5:53 elapsed in extra period. It is the first overtime loss in Steeler history.

**December 12** – G Mike Munchak is selected to play in the AFC-NFC Pro Bowl game in Honolulu.

**December 17** – Warren Moon completes his first NFL season with 3,338 yards passing, breaking the team record set by George Blanda in 1961 (3,330). Tim Smith's 1,141 yards receiving enabled him to become third player in Oilers' history to post consecutive 1,000-yard receiving seasons after gaining 1,176 in 1983. Bill Groman (1960-61) and Charlie Hennigan (1963-64) were the others.

### 1985

**July 1** – The Oilers sign 1983 Heisman Trophy winner Mike Rozier. Rozier was selected by the Oilers in the first round of the 1984 Supplemental Draft of USFL players.

**July 2** – WR Drew Hill is acquired by the Oilers in a trade with the Los Angeles Rams.

**August 3** – The Oilers battle the New York Giants in the annual NFL Hall of Fame Game in Canton, Ohio, with the Giants winning 21-20. The game also makes radio history as the first stereo broadcast of an NFL game on KODA-FM.

**December 9** – Hugh Campbell is relieved of his duties as head coach. The club names Defensive Coordinator Jerry Glanville as interim head coach for the season's remaining two games.

### 1986

**January 2** – The Oilers release seven assistant coaches from their employment contracts: John Devlin, Joe Faragalli, Gene Gaines, Ken Houston, Bruce Lemmerman, Bob Padilla and Al Roberts.

**January 20** – Jerry Glanville signs a five-year contract as Head Coach of the Oilers.

**February 2** – G Mike Munchak starts for the AFC in the annual Pro Bowl in Honolulu, Hawaii.

**April 29** – The Oilers select Purdue QB Jim Everett with their first selection in the 1986 NFL Draft. The team follows by selecting Louisville WR Ernest Givins in the second round and RB Allen Pinkett of Notre Dame in the third round.

**September 18** – The Oilers trade QB Jim Everett, the third player selected in the 1986 draft, to the Los Angeles Rams in exchange for G Kent Hill, DE William Fuller, the Rams' number one draft choices in 1987 and '88 and L.A.'s fifth rounder in 1987.

**December 21** – Houston concludes the 1986 season on a positive note, defeating the Buffalo Bills 16-7. WR Drew Hill catches five passes for 114 yards giving him 1,112 yards for the season as he joins rookie Ernest Givins (1,062 yards) to form the 19th tandem in NFL history to each surpass the 1,000-yard receiving mark. In addition, QB Warren Moon throws for 208 yards to finish the year with 3,489 yards and break his own single-season club record. PK Tony Zendejas connects on all three of his field goal attempts and his 22 three-pointers establishes a new Oiler high.

### 1987

**July 1** – The Oilers announce plans to retire the No. 34 jersey of former RB Earl Campbell, the leading rusher in club history. The ceremony is scheduled for August 13.

**October 4** – The Oilers win their first "replacement" game in Denver 40-10 as QB Brent Pease throws for 260 yards and a TD and LB Eugene Seale returns an interception 73 yards for a touchdown.

**October 25** – With the players' strike over, the Oiler "regulars" return to action with a 37-33 win over the Falcons as RB Mike Rozier rushes for 144 yards while rookie WR Curtis Duncan catches two TD passes including the game-winner.

**October 28** – First-round draftee FB Alonzo Highsmith ends his holdout by agreeing to a multi-year contract.

**November 3** – The Oilers acquire veteran T Bruce Davis from the Raiders for what later becomes a 1988 second-round draft choice.

**November 4** – T/G Bruce Matthews ends his holdout by agreeing to terms with the Oilers.

**December 15** – Along with several prominent Houston business leaders, K.S. "Bud" Adams, Jr., holds a press conference to announce that the goal of marketing 75% of the new Columbia Suites by December 15 has been met.

**December 23** – The Oilers place three players on the AFC Pro Bowl roster, their largest contingent since 1981. Chosen to play in the Honolulu all-star game are S Keith Bostic, G Mike Munchak and RB Mike Rozier.

**December 27** – The Oilers clinch their first playoff berth since 1980 as they

## HISTORICAL HIGHLIGHTS

defeat the Bengals 21-17 before an SRO crowd at the Astrodome. Rookie FB Alonzo Highsmith scores two TDs and QB Warren Moon throws his 21st scoring pass of the season. That marks the most TD passes by an Oiler since George Blanda tossed 24 in 1963.

### 1988

**January 3** – In an AFC Wild Card Playoff, the Oilers defeat the Seahawks 23-20 in overtime on Tony Zendejas' 42-yard field goal.

**January 10** – The Oilers' season ends as the Broncos defeat them 34-10 in an AFC Divisional Playoff before 75,968 fans in Mile High Stadium.

**April 21** – The Oilers acquire DE Sean Jones from Raiders along with L.A.'s second-round draft choice. Houston gives up one of its first-round draft picks, a fourth-round selection and changes places with Raiders in the third round.

**May 6** – The Oilers announce that they will hold training camp at Southwest Texas State University in San Marcos. SWTSU thus becomes the Oilers' eighth training camp site since the team's inception in 1960.

**May 17** – Oilers re-assign Mike Holovak as Assistant to the General Manager.

**November 7** – The Oilers appear on Monday Night Football for the first time since 1982 and defeat the Cleveland Browns 24-17.

**December 14** – The rosters for the AFC-NFC Pro Bowl are released and feature eight Oilers: DE Ray Childress, WR Drew Hill, G Bruce Matthews, QB Warren Moon, G Mike Munchak and RB Mike Rozier.

**December 24** – The Oilers beat the Cleveland Browns 24-23 in an AFC Wild Card Playoff Game as RB Allen Pinkett scores two touchdowns.

### 1989

**January 1** – In an AFC Divisional Playoff Game, the Oilers drop a 17-10 decision to the Bills before 79,532 fans at Rich Stadium in Buffalo.

**February 1** – Executive Vice-President/General Manager Ladd K. Herzeg announces his resignation.

**February 2** – The Oilers announce the promotion of Mike Holovak to General Manager, replacing Ladd Herzeg. Also, under NFL's new "Plan B" free agency, 21 Oilers are left unprotected while 37 are protected.

**February 22** – The Oilers name Kevin Gilbride to the post of Quarterbacks Coach. He joins the club after serving as Offensive Coordinator at East Carolina.

**April 1** – The Oilers end up losing 15 players and signing seven under the NFL's first "Plan B" free agency system.

**April 7** – The Oilers sign QB Warren Moon to a new long-term contract.

**September 24** – Despite a sellout crowd in the first game in the newly-expanded Astrodome, the Oilers lose to the Buffalo Bills, 47-41 in OT.

**October 1** – The Oilers defeat the Miami Dolphins 39-7 as QB Warren Moon completes a career-best 82.6% of his passes (19/23). In addition, Houston's defense holds Dolphin QB Dan Marino to his worst game as a starter (11/29, 103 yds.).

**October 22** – The Oilers record the ninth shutout in club history and their first in nine years (spanning 132 games) with a 27-0 whitewash of the Pittsburgh Steelers. Pittsburgh manages just 132 total yards, the fewest yards allowed by Houston in 12 seasons.

**December 3** – The Oilers win at Pittsburgh 23-16 despite a blizzard and windchill temperatures of -20 degrees. RB Lorenzo White's one-yard run with 21 seconds remaining wins it as the Oilers claim sole possession of first place after the season's 13th game, the latest the team has been in first place in a season since 1967.

**December 10** – The Oilers honor their 30th Anniversary "Dream Team" while defeating the T.B. Buccaneers 20-17.

**December 20** – G Bruce Matthews, QB Warren Moon and G Mike Munchak are named starters for the February 4 Pro Bowl.

**December 23** – In a regular season finale battle for the AFC Central Division title, the Oilers lose to the Cleveland Browns 24-20 on RB Kevin Mack's TD with 39 seconds left. The Oilers fall short after battling back from a 17-0 deficit as QB Warren Moon establishes personal bests for attempts (51), completions (32) and yards (414, most since George Blanda's 418 in 1961). Oilers set all-time single season attendance record with 451,027 fans, eclipsing 411,652 in 1978.

**December 31** – In an AFC Wild Card playoff game, the Oilers lose a 26-23 OT decision to the Pittsburgh Steelers as PK Gary Anderson kicks a 50-yard field goal. Houston WR Ernest Givins catches 11 passes for 136 yards and two TDs.

### MOON ERA

In February of 1984, the Oilers won a recruiting battle for a five-time Canadian Football League champion quarterback named Warren Moon and by doing so, changed the future of the franchise. Houston had a leg up on the competition with the hiring of Hugh Campbell, who coached Moon for five seasons in Canada, just a month earlier. Moon would play 10 seasons for the Oilers and lead them to the playoffs in each of his final seven seasons (1987-93) with the team and earn six Pro Bowl invitations. Moon established many of the franchise's passing records, including career passing yards (33,685), career touchdowns (196), single season passing yards (4,690 in 1991), passing yards in a game (527 at KC in 1990) and career 300-yard passing games (38). His quick release, decision-making and mobility made him a perfect fit for the Oilers high-octane passing offense. Moon's reign at quarterback for the Oilers came to end with the advent of the salary cap prior to the 1994 season. Most of the Oilers' high-priced talent was released or traded away to comply with the new NFL structure, including Moon, who was traded to Minnesota in April 1994. In 2006, Moon became the first African-American quarterback to be inducted into the Pro Football Hall of Fame.

### 1990

**January 6** – Jerry Glanville leaves his position as Oilers' head coach by "mutual agreement."

**January 9** – Jack Pardee signs a five-year contract to become the 14th head coach in Houston Oiler history. Pardee joins the Oilers after enjoying a successful three seasons as the head coach at the University of Houston.

**January 30** – The Oilers extend the contract of Executive Vice President/General Manager Mike Holovak. In addition, the team names former LBs Coach Floyd Reese to the newly-created position of Assistant General Manager and promotes Quarterbacks Coach Kevin Gilbride to Offensive Coordinator. Also, the team announces the signing of a multi-year contract that allows KTRH-AM/KLOL-FM to broadcast all Oiler football games beginning in 1990.

**September 23** – The Oilers win their 1990 home opener 24-10 over the Indianapolis Colts as QB Warren Moon becomes the all-time leading passer in club history. Moon throws for 308 yards (plus three TDs) to surpass George Blanda's team record of 19,149 yards. The record fell on a third quarter seven-yard pass to WR Haywood Jeffires. WR Drew Hill catches ten passes for 123 yards to help key the victory.

**October 14** – QB Warren Moon passes for 369 yards and a career-best five TDs as the Oilers hammer the Cincinnati Bengals 48-17. Moon thus becomes the first player in pro football history to throw for over 20,000 yards in two different leagues (21,228 in Canadian Football League).

**December 9** – The Oilers shatter several team records while drubbing Cleveland 58-14. Included among the records set are most points in a game, in a quarter (31) and in a half (45). RB Lorenzo White ties a club mark with four rushing touchdowns, the first time that has been accomplished in the NFL in two years.

**December 16** – The Oilers win a key road game, beating Kansas City 27-10 at Arrowhead Stadium. QB Warren Moon again supplies the big news, completing 27-of-45 passes for 527 yards. That represents the second-best single-game passing performance in NFL history. The record belongs to the Rams' Norm Van Brocklin, who threw for 554 yards against the New York Yanks on September 28, 1951. Moon had an opportunity to break the record but declined to do so based on the Oilers' comfortable lead. Almost overshadowed by Moon's effort was WR Haywood Jeffires catching nine balls for 245 yards (including an 87-yard TD), which marked the second best receiving day in Oiler history. Charles Hennigan had 272 receiving yards versus the Patriots on October 13, 1961.

**December 19** – Six Oilers are named to the AFC squad for the Feb. 3 Pro Bowl. The six include starters G Bruce Matthews, QB Warren Moon and G Mike Munchak, plus reserves DT Ray Childress, WR Ernest Givins and WR Drew Hill.



## HISTORICAL HIGHLIGHTS

### RUN 'N SHOOT

Born in the 1970's under the offensive master "Mouse" Davis, the "Run 'N Shoot" offense and its concepts started to enter the NFL in the late 1980's. The Houston Oilers were one of the first teams to run the pass oriented offense that featured one running back and four wide receivers. The Oilers hired June Jones, a Mouse Davis disciple, in 1987 as quarterback coach and he integrated some of the "Run 'N Shoot" concepts into offense. Jones left following the 1988 season to join Wayne Fontes in Detroit. Kevin Gilbride, who also had worked with Davis, took over in 1989 and continued to mold the offense. With Jack Pardee's arrival as head coach in 1990, the Oilers offense became a full-time "Run 'N Shoot" offense, where in previous years it was only used in passing situations. During a three-year stretch (1990-92), the Oilers ranked first in the NFL in passing yards (avg. 4,485 passing yards per season) and second in total yards (avg. 5,954 yards per season). They set a then-franchise record for points scored in 1990 with 405. Warren Moon drove the offense and under his leadership the offense took flight and his receiving corps of Drew Hill, Haywood Jeffires, Ernest Givens and Curtis Duncan totaled unbelievable numbers as they tortured NFL defenses. Head coach Jack Pardee was relieved of his duties 10 games into the 1994 season and with that came the death of the "Run 'N Shoot" offense. New head coach Jeff Fisher moved the offense back to a conventional approach in 1995.

**December 30** – Led by backup QB Cody Carlson, who played for the injured Warren Moon (dislocated thumb), the Oilers earn a Wild Card playoff berth by defeating the Pittsburgh Steelers 34-14 in the Astrodome. Carlson completes 22 of 29 passes for 247 yards and three TDs. With the victory, the Oilers end up in a three-way tie for first place with Cincinnati and Pittsburgh in the AFC Central.

### 1991

**January 6** – The Oilers' 1990 season comes to a close as they are eliminated from the playoffs by the Cincinnati Bengals. Houston loses at Riverfront Stadium 41-14 in an AFC Wild Card game.

**January 26** – It is announced that Earl Campbell has been voted into the Pro Football Hall of Fame. The announcement is made in Tampa, Florida. Campbell is to be enshrined on July 27.

**May 17** – The Oilers and the City of San Antonio formally sign six-year contract which will allow the Oilers to hold training camp there. Trinity University is chosen as the host school.

**September 16** – In a pre-game ceremony, Earl Campbell receives his Hall of Fame ring from Hall Executive Director Pete Elliott. In the game that follows, the Oilers defeat Kansas City 17-7 to signal the first 3-0 start in franchise history.

**October 13** – In a 23-20 victory over the Jets at Giants Stadium, WR Haywood Jeffires ties Charlie Hennigan's 30-year-old team record for receptions in a game with 13 (186 yards). QB Warren Moon completes 35-of-50 passes for 423 yards, which is the fifth-best total in team annals. Also, WR Drew Hill surpasses Hennigan's 410 catches to become the all-time leading receiver in Oiler history.

**November 3** – Despite a 16-13 OT loss at Washington, WR Drew Hill moves past WR Ken Burrough's 6,907 receiving yards to become the Oilers' all-time leader in that category.

**November 10** – QB Warren Moon establishes career highs for completions (41) and attempts (56) as he throws for 432 yards, which is fourth best in team history, in Oilers' 26-23 OT victory over Dallas. Moon also passes Fran Tarkenton's 47,003 yards and moves into second place behind Ron Lancaster on all-time professional passing yards chart.

**December 8** – The Oilers defeat the Steelers 31-6 in the Astrodome as Houston captures its first-ever undisputed AFC Central Division championship. QB Warren Moon throws for 254 yards and becomes just the third QB in NFL history (Miami's Dan Marino, San Diego's Dan Fouts) to have back-to-back 4,000-yard seasons.

**December 15** – QB Warren Moon surpasses Dan Marino's NFL record

(378 in 1986) for completions in a season as the Oilers beat the Browns 17-14.

**December 18** – Eight Oilers (tied NFL-best), including a league-high six starters are named to the AFC team for the February 2 Pro Bowl. The six starters include CB Cris Dishman, DE William Fuller, WR Haywood Jeffires, C Bruce Matthews, G Mike Munchak and LB Al Smith. DT Ray Childress and QB Warren Moon are also named to the squad although Childress was eventually unable to play because of a back/rib injury.

**December 21** – WR Haywood Jeffires becomes just the fifth player in NFL history to record 100 receptions in a single season despite the Oilers' 24-20 road loss to the Giants. Coupled with Drew Hill's 90 catches, that pair's 190 represents the most receptions by two teammates in one season in league annals. In addition, QB Warren Moon eclipses Dan Marino's NFL record (623 in 1986) for attempts in a season. DE William Fuller registers his 15th sack of the season and thus becomes the first Oiler ever to lead the conference in that category.

**December 29** – The Oilers defeat the New York Jets 17-10 in an AFC Wild Card playoff game before 61,485 fans in the Astrodome. S Bubba McDowell intercepts two key passes inside the Oiler five-yard line to preserve the win.

### 1992

**January 4** – After leading for most of the game, the Oilers end up losing a 26-24 decision to the Denver Broncos in an AFC Divisional Playoff game in front of 75,301 fans at Mile High Stadium. PK David Treadwell's 28-yard field goal with 16 seconds left in the game proves to be the deciding points. The loss mars a great performance by Oiler QB Warren Moon, who completes 75% of his passes (27 of 36) for 325 yards and three touchdowns.

**March 6** – The Oilers name Steve Underwood as General Counsel. Underwood joins the Oilers from the Houston firm of Caldwell and Hurst where he has handled most of the team's legal work since 1977.

**August 1** – The Oilers defeat the Dallas Cowboys 34-23 in the American Bowl in Tokyo, Japan, which marks Houston's first game outside of the United States.

**August 31** – The Oilers and QB Warren Moon reach agreement on a new multi-year contract that includes a settlement of a controversial escalator clause.

**September 29** – The Oilers sign free agent WR Webster Slaughter to a two-year contract. Slaughter had been one of four players who were declared free agents by a Minneapolis judge on September 24.

**October 11** – In a 38-24 win at Cincinnati, QB Warren Moon ties a personal best with five TD passes to eclipse George Blanda's team record for career touchdown passes (165, Moon now has 169). Also, WR Haywood Jeffires catches three TD passes to tie the franchise record, and RB Lorenzo White rushes for a career-best 149 yards.

**October 18** – QB Warren Moon becomes the leading passer in professional football history by surpassing Ron Lancaster's 50,535 yards (in 19 years). After the Oilers' heartbreaking 27-21 loss at Denver, Moon now has 50,589 yards. Moon's total, accumulated in less than 15 seasons, includes 21,228 yards in the CFL and 29,361 yards in the NFL.

**November 15** – In Houston's 17-13 win at Minnesota, QB Warren Moon suffers a fractured upper left arm on a fourth quarter hit by Viking S Vencie Glenn and misses the next five games. Despite the injury, Moon becomes just the 14th NFL QB to surpass 30,000 passing yards as he accomplishes that faster (125 games) than any player in league history except for Miami's Dan Marino (114 games).

**November 26** – Subbing for the injured Warren Moon, QB Cody Carlson throws for a career-high 338 yards as the Oilers defeat the Lions 24-21 on Thanksgiving Day in Detroit.

**December 11** – After being diagnosed with kidney cancer, Offensive Coordinator Kevin Gilbride undergoes surgery for the removal of his cancerous kidney. He misses two games as Receivers Coach Chris Palmer and injured QB Warren Moon help to handle Gilbride's game day responsibilities.

**December 23** – An NFL-best nine Oilers earn Pro Bowl honors with four players designated as starters for the February 7 game. The starters include WR Haywood Jeffires, C Bruce Matthews, G Mike Munchak and LB Al Smith. The Houston reserves feature DT Ray Childress, WR Curtis Duncan, WR Ernest Givins, QB Warren Moon and RB Lorenzo White. The inclusion of Jeffires, Givins and Duncan represents the first time ever that



## HISTORICAL HIGHLIGHTS

three receivers from the same team have been designated as Pro Bowlers. **December 20** – Shortly after their exciting, come-from-behind 17-14 win at Cleveland, the Oilers learn that they have clinched a playoff berth for the sixth straight season. That represents the longest current post-season streak in the NFL.

**December 27** – As Houston routs Buffalo 27-3 in the regular season finale, WR Haywood Jeffires catches six passes to finish with 90 receptions. He thus leads the AFC in that category for the third straight season, becoming only the second player since the 1970 AFL-NFL merger to accomplish that feat.

### 1993

**January 3** – The Oilers lose a 41-38 OT decision at Buffalo in an AFC Wild Card playoff game. QB Warren Moon completes 36 of 50 passes for 371 yards and four first-half touchdowns.

**January 29** – The Oilers name Buddy Ryan as the team's defensive coordinator.

**July 2** – NFL Commissioner Paul Tagliabue rules in a dispute between the Oilers and Washington. Tagliabue completes a trade which sends Washington LB Wilber Marshall to Houston in exchange for the Oilers' third-round draft choice in 1994 and their fifth-round selection in 1995.

**November 21** – RB Gary Brown explodes for 194 rushing yards to lead Houston to its fifth consecutive win, a 27-20 victory at Cleveland. Brown's rushing total is the highest by any AFC back in three years and the most by an Oiler in 13 years. His back-to-back running sum of 360 yards is also the team's best in 13 seasons. Brown becomes the first NFL back in ten years to gain over 100 yards in his first two career starts.

**November 28** – In the Oilers' 23-3 Astrodome victory over the Steelers, WR Ernest Givins passes Drew Hill's 480 catches to become Houston's all-time leading receiver.

**December 5** – As Houston captures its seventh straight win with a 33-17 home decision over Atlanta, the Oilers' defense forces seven turnovers (including a team record-tying six interceptions) for its highest such total in 16 years.

**December 14** – Oilers DT Jeff Alm commits suicide following the death of his best friend in a traffic accident. The Oilers hold a memorial service for their teammate the following day.

**December 19** – The Oilers clinch their second outright AFC Central Division championship with a 26-17 win over the Steelers at Three Rivers Stadium. Houston thus cements a playoff berth for the seventh consecutive season, the longest current streak in the NFL. The Oilers also become just the second team since the 1970 AFL-NFL merger to go undefeated within the AFC's Central Division (also 1975 Steelers). Against Pittsburgh, PK Al Del Greco surpasses the team record of 115 points in a single season.

**December 28** – G Mike Munchak establishes an Oiler record by being named to the Pro Bowl for the ninth time (Elvin Bethea had eight appearances).

### 1994

**January 2** – The Oilers close the regular season with their club record 11th consecutive win, a 24-0 shutout of the Jets in the Astrodome. The winning streak is the longest in the NFL in nine years as the Oilers become just the fifth team in league history to close a season with 11 straight victories. The Oilers also set a franchise record with 12 wins for the season and go undefeated in both November and December for just the third time ever. Amazingly, RB Gary Brown finished with 1,002 yards in just eight starts.

**January 27** – The Oilers promote Assistant General Manager Floyd Reese to the position of Executive Vice-President/General Manager. Reese succeeds Mike Holovak, who assumes the title of Vice-President/Player Personnel and Scouting.

**February 9** – Houston names Jeff Fisher as its new Defensive Coordinator, replacing Buddy Ryan, who left the Oilers to become General Manager/Head Coach of the Arizona Cardinals.

**April 13** – The Minnesota Vikings announce that they have reached an agreement to acquire QB Warren Moon from the Oilers in exchange for draft choices.

**August 15** – The Oilers defeat the Dallas Cowboys 6-0 before 112,376 fans at Azteca Stadium in Mexico City. The in-house attendance is the largest ever for an NFL game.

**September 4** – WR Ernest Givins becomes Oilers' all-time receiving yardage leader, surpassing Drew Hill's mark of 7,477. Givins would end the

season with 7,935 yards on 542 career receptions.

**November 6** – G Mike Munchak, who announced his retirement on July 21, 1994 to join the Oilers under the title of Assistant to Football Operations, is honored by Oiler Owner/President K.S. "Bud" Adams, Jr., by having his No. 63 jersey retired at halftime ceremonies of Oilers-Steelers game.

**November 14** – After a 1-9 start, Head Coach Jack Pardee and Assistant Head Coach/Offense Kevin Gilbride are relieved of their duties. Jeff Fisher is elevated to title of Head Coach/Defensive Coordinator.

**December 24** – Houston closes out season with 24-10 victory over the N.Y. Jets for Fisher's first win as a head coach.

### 1995

**January 5** – Oilers announce that Jeff Fisher will remain as head coach, officially becoming the 15th head coach in franchise history.

**January 17** – As his first hire, Fisher brings in Jerry Rhome under the title of Offensive Coordinator.

**March 3** – The Oilers jump into the free-agent pool and sign the NFL's all-time leading kickoff returner, Mel Gray. Gray joins the Oilers after successful stints with the Detroit Lions and New Orleans Saints.

**March 7** – The team announces five-year contract with KHTV/Channel 39 to broadcast Oilers' preseason games. The pact reunites the team and KHTV, which carried Oilers preseason action in '89.

**March 23** – Houston lures in one of the most coveted unrestricted free agents by signing C Mark Stepnoski from the Dallas Cowboys.

**March 28** – The Oilers sign veteran QB Chris Chandler from the Rams.

**April 22** – With the third overall choice in the draft, Houston selects Alcorn State QB Steve McNair.

**July 25** – QB Steve McNair signs contract at press conference held at Oilers' training camp.

**August 11** – Tennessee newspaper reports that Nashville Mayor Phil Bredesen is meeting with Oiler officials. Nashville is willing to build new stadium if it will attract a professional team. K.S. "Bud" Adams, Jr. and Bredesen execute an agreement that gives the City of Nashville a 70-day exclusive negotiating period with the Houston Oilers to build a stadium and relocate the team.

**August 19** – Oilers-Chargers preseason game is canceled by NFL after field is deemed unplayable for safety reasons.

**September 3** – The Oilers travel to Jacksonville and defeat the Jaguars 10-3 in the expansion team's inaugural game.

**September 24** – QB Chris Chandler connects on 23 of 26 passes for 352 yards and four touchdowns, leading Oilers to a 38-28 win over the Bengals at Riverfront Stadium. Chandler's 88.46 completion percentage misses the NFL record by one completion. Chandler, who hooked up with rookie WR Chris Sanders on touchdown passes of 58 and 46 yards, is named AFC Offensive Player of the Week.

**November 2** – Oilers' long-time equipment assistant Bill "Mojo" Lackey passes away after a massive stroke.

**November 5** – Oilers win 37-10 over Browns and dedicate game to "Mojo" and his family. The win marks the Oilers' largest margin of victory at Cleveland since a 40-10 decision on Oct. 12, 1975.

**November 12** – K.S. "Bud" Adams, Jr. and the Oilers announce the establishment of the Bill "Mojo" Lackey Memorial Award, which would be given to the player, coach or front office staff member that best exemplifies the qualities of the former equipment assistant. A \$10,000 check is given to the winner to be awarded to charity in his or her name.

**November 16** – K.S. "Bud" Adams, Jr. and Nashville Mayor Phil Bredesen sign a relocation agreement to move the Oilers to Tennessee.

**December 14** – G Bruce Matthews, S Blaine Bishop, CB Darryll Lewis and C Mark Stepnoski are selected to the Pro Bowl. Matthews sets the Oiler mark for consecutive selections with his eighth consecutive Pro Bowl honor.

**December 17** – Paul "Hoss" Noska, equipment assistant, is honored with the first Bill "Mojo" Lackey Memorial Award.

### 1996

**March 26** – Oilers sign veteran WR Willie Davis from the Kansas City Chiefs.

**April 20** – After trading down in the first round (from 9th to 17th) to acquire extra picks from Oakland, General Manager Floyd Reese and Head Coach

## HISTORICAL HIGHLIGHTS

### McNAIR AND GEORGE

First round draft picks in consecutive years, QB Steve McNair (drafted in 1995) and RB Eddie George (drafted in 1996) became the centerpieces of a team that advanced to the playoffs in four of five years (1999, 2000, 2002, 2003). From 1997, McNair's first season as a starter, until Eddie George's final season as a Titan in 2003, the two combined to pull the franchise to new heights, including the team's first Super Bowl appearance (XXXIV).

The duo started in the same backfield 107 times during their seven seasons together and posted a 67-40 record (.626 winning percentage) in those games, and 5-4 in postseason. The 2003 season would be memorable for both as McNair was named Co-MVP of the NFL, becoming only the franchise's second player to garner the honor (Campbell in 1979) and George became the franchise's all-time leading rusher, passing Earl Campbell and becoming only the 17th running back to reach 10,000 career rushing yards.

Each player personified toughness with legendary stories told of McNair returning from injuries to lead his team to victory and George never missing a start in his eight year franchise career - 128 games - which represented the most consecutive starts in NFL history for a running back to start a career.

On June 12, 2019, Titans controlling owner Amy Adams Strunk announced that McNair's No. 9 jersey and George's No. 27 jersey would be retired by the club.

Jeff Fisher execute a trade with the Seattle Seahawks to move back up to the 14th spot in the 1996 draft to select Heisman Trophy winner Eddie George from Ohio State. Sent to the Seahawks in the trade was DT Glenn Montgomery.

**April 30** – The National Football League approves the team's relocation to Nashville in a special owners' meeting held in Atlanta, Ga.

**May 3** – Adding more weapons to the offense, the Oilers agree to terms with RB Ronnie Harmon from the San Diego Chargers.

**May 7** – Voters of Davidson County in Nashville, Tenn., overwhelmingly approve a referendum held to decide on the use of public funding for a new downtown stadium.

**October 20** – With a 22-yard field goal, K Al Del Greco sets the club record for most career field goals, surpassing K Tony Zendejas (117).

**October 27** – Del Greco kicks the longest field goal in team history with a 56-yarder at the end of the first half versus the 49ers.

**November 17** – In a clash with the Miami Dolphins, G Bruce Matthews becomes the Oilers' all-time leader in games played with his 211th contest, breaking Elvin Bethea's mark of 210. Matthews would go on to also set the team marks for most consecutive games played and started.

**December 12** – G Bruce Matthews, S Blaine Bishop, C Mark Stepanoski and ST player John Henry Mills are selected to the Pro Bowl. Matthews extends the Oiler mark for consecutive selections (9) and ties G Mike Munchak for most overall selections (9).

**December 15** – Oilers play their final game in Houston with a 21-13 loss to the Cincinnati Bengals in the Astrodome.

**December 22** – RB Eddie George finishes the 1996 season with 1,368 yards rushing en route to Rookie of the Year accolades. In addition, George's ground totals were only 82 yards shy of RB Earl Campbell's rookie record of 1,450. On this day, George would also help the Oilers to a 24-21 win over the Baltimore Ravens for a franchise-best 6-2 road record.

### 1997

**January 1** – The team promotes linebackers coach Gregg Williams to defensive coordinator.

**January 3** – After relieving Jerry Rhome of his duties, the Oilers make wide receivers coach Les Steckel the team's offensive coordinator/quarterbacks

coach.

**February 24** – Oilers trade QB Chris Chandler to the Atlanta Falcons for two 1997 draft choices (4th and 6th).

**May 3** – City of Nashville holds ground-breaking ceremonies for the team's downtown stadium.

**May 8** – After formulating an agreement earlier with Harris County (Houston), K.S. "Bud" Adams, Jr. and Astrodome USA owner Drayton McLane, Jr. reach a settlement for the final year of Oilers' lease at the Astrodome. Under appointed mediator Alice Oliver Parrott, the two sides clear the biggest step in the team's ability to play games in Tennessee for the 1997 season.

**June 5** – Oilers reach agreement with Memphis Sports Authority, clearing the way for the team to play its games in the Liberty Bowl.

**June 12** – Oilers hold press conference in Nashville to formally announce the club's intention to play the 1997 season in Tennessee, and introduce an inaugural patch and logo which merges the Oilers traditional "Oil derrick" with the Tennessee state flag.

**July 18** – Oilers players report to Tennessee State University for their first training camp in the state of Tennessee. Also, Oilers sign DE Kenny Holmes, 1997 first-round selection, to a four-year contract.

**July 19** – Oilers sign GM Floyd Reese to a four-year extension running through 2001 season.

**August 2** – Oilers play first preseason game of 1997 season at Liberty Bowl in Memphis, falling to the New Orleans Saints 21-12.

**August 9** – Oilers play their first ever game at Vanderbilt Stadium, an 18-12 preseason loss to Washington.

**August 15** – Oilers move into their temporary training facility in Bellevue.

**August 23** – Oilers promote Don MacLachlan to Executive Vice President of Marketing, Broadcasting, and Ticketing.

**August 27** – Oilers sign free agent SS Blaine Bishop.

**August 31** – Oilers open their inaugural season in the state of Tennessee with a 24-21 overtime win over the Oakland Raiders at Liberty Bowl. RB Eddie George ties Billy Cannon's franchise record for rushing yards in a game with 216 yards on 35 carries. With the game-winning field goal in overtime, K Al Del Greco becomes the Oilers all-time points leader, surpassing George Blanda's total of 596 points.

**October 27** – In their first-ever trip to Arizona, the Oilers defeat the Cardinals 41-14.

**November 27** – Oilers defeat Dallas 27-14 on Thanksgiving Day in front of a national-television audience. It marked the first regular season game in Texas for the Oilers since their move to Tennessee.

**December 11** – G Bruce Matthews, RB Eddie George, and SS Blaine Bishop are selected to the Pro Bowl. Matthews extends the mark for consecutive selections (10) and surpasses G Mike Munchak for most overall selections (9).

**December 14** – Oilers fall to the Baltimore Ravens 21-19 in the final game at Baltimore's Memorial Stadium. It marked the second time the Oilers closed the stadium, because on Dec. 18, 1983, the Oilers played at the Baltimore Colts in what would be their final game in Baltimore.

**December 21** – Oilers close their inaugural season in Tennessee with an 8-8 record after a 16-6 win over Pittsburgh in Memphis.

### 1998

**February 14** – Oilers agree to terms with free agent WR Yancey Thigpen from Pittsburgh.

**February 19** – Oilers agree to terms with free agent P/K Craig Hentrich from Green Bay.

**February 24** – Oilers reach agreement with Shelby County Sports Authority and Memphis Park Commission to be released from the final year of their lease at the Liberty Bowl.

**March 4** – Oilers and Vanderbilt University reach tentative agreement for the Oilers to play at Vanderbilt Stadium for the 1998 season.

**March 11** – Oilers agree to terms with free agent TE Jackie Harris from Tampa Bay.

**April 16** – A tornado rips through Nashville, damaging three cranes and 10 portable trailers at the Oilers East Bank Stadium construction site.

**April 18** – In the franchise's first draft as the Tennessee Oilers, the club selects WR Kevin Dyson from Utah with its first-round selection (16th



## HISTORICAL HIGHLIGHTS

### HOUSTON OILERS TO TENNESSEE TITANS

After trying unsuccessfully for many years to construct a deal with the city of Houston for a new football or multi-use stadium, Oilers owner K.S. "Bud" Adams, Jr. decided that moving his franchise to another city might be the only solution left to keep the team financially competitive. In the spring of 1995, research was completed and several cities were identified as desirable for relocation and at the top of the list was Nashville, Tenn.

In the summer of 1995, Adams contacted Nashville's mayor, Phil Bredesen, to see if the city would be interested in having the team relocate to the region. A 70-day exclusive negotiating period was agreed to and in November the two had signed a relocation agreement that would bring the Oilers to Nashville. In April of 1996, the NFL approved the team's relocation and on May 7th, the voters of Davidson County approved a referendum on using public funding for the new downtown stadium.

Dec. 15, 1996 would mark the Oilers final home game at the Astrodome in Houston – a 21-13 loss to Cincinnati in front of 15,131 fans. In May of 1997, the team reached a settlement with the Astrodome that let them escape the final year of the contract and allowing the team to play the 1997 season in Tennessee.

With the new stadium in Nashville still two years from completion, the team decided to play at Memphis' Liberty Bowl until the stadium was complete. The Tennessee Oilers opened their inaugural season in the state of Tennessee with a 24-21 overtime win over the Oakland Raiders at the Liberty Bowl in front only 30,000 fans.

The Oilers struggled with low attendance throughout the 1997 season and by March of 1998, the Oilers reached an agreement to play the 1998 season at Vanderbilt Stadium in Nashville. Crowds at Vanderbilt Stadium were an improvement from the previous year, but the team could only muster a 3-5 home mark. During the 1998 season, Adams announced the Oilers name would be retired and the team would be renamed the Titans as they entered their new stadium for the 1999 season.

In April of 1999, the team unveiled their new Titans uniforms and in August the team played its first game at Nissan Stadium (named Adelphia Coliseum at the time). The 1999 season ended with the franchise's first Super Bowl berth in the team's 40-year history. A total of 20 players endured the entire odyssey of playing in Houston in 1996, Memphis in 1997, Vanderbilt in 1998 and LP Field in 1999.



*Bud Adams presents Nashville Mayor Phil Bredesen with an official team jersey.*

overall) in the NFL Draft.

**April 23** – Oilers finalize deal to play at Vanderbilt Stadium for the 1998 season.

**May 15** – Oilers finalize deal to acquire land in MetroCenter for a permanent practice facility to be finished in the summer of 1999.

**May 28** – Oilers reach agreement with Tennessee State University to hold the Oilers 1998 Training Camp on TSU's campus. It marks the first time in club history that the Oilers have had consecutive training camps outside the state of Texas.

**July 29** – Owner K.S. "Bud" Adams, Jr., listens to the Tennessee fans and announces that he will change the name of the team. An advisory council is later formed to research names and a "Guess the Name" contest is introduced to fans to gain additional feedback.

**Oct. 18** – Oilers win first home game in Nashville, a 44-14 victory over Cincinnati.

**Oct. 29** – Former Oiler and nine-time Pro Bowl Guard Mike Munchak is announced among 76 nominees for the Pro Football Hall of Fame.

**Sept. 12** – Oilers play first regular season home game in Nashville vs. San Diego Chargers.

**Nov. 4** – First Oilers coach, Lou Rymkus, passes away at 78.

**Nov. 14** – Oilers owner K.S. "Bud" Adams, Jr., announces that the Oilers will become the "Tennessee Titans" beginning in 1999. "We wanted a new nickname to reflect strength, leadership and other heroic qualities," Adams said.

**Dec. 22** – Oilers owner K.S. "Bud" Adams, Jr., unveils new Tennessee Titans logo and colors, featuring the fire of the Titans and exemplifying power, strength, knowledge and excellence. "I feel we have developed a logo that fans throughout the state of Tennessee and around the country will embrace for years to come," Adams said.

**Dec. 26** – Oilers era comes to end against Minnesota Vikings.

### 1999

**January 1** – G Bruce Matthews and P Craig Hentrich earn All-Pro honors.

**February 8** – G Bruce Matthews, P Craig Hentrich, RB Eddie George & TE Frank Wycheck represent AFC in Pro Bowl.

**February 26** – Steve Walters (WR's) and Jim Washburn (DL) added to coaching staff.

**April 13** – Titans unveil new uniforms and helmets before packed crowd at the new stadium.

**April 17** – Titans make Florida DE Jevon Kearse their first selection in the 1999 NFL Draft.

**May 3** – Veteran players tour stadium and practice facility. Mr. Adams presents pair of tickets to each stadium worker in appreciation of their hard work.

**May 3** – George Henshaw promoted to Assistant Head Coach/Running game. Jim Schwartz added to staff as Defensive Assistant/Quality Control Coach.

**May 8** – Final auditions determine first ever Titans cheerleading squad.

**May 13** – 11-time Pro Bowl offensive lineman Bruce Matthews re-signs with team.

**May 14** – Stadium lights turned on for 100-hour test.

**May 17** – Titans announce that 1999 training camp will be held at Baptist



*Eddie George, Frank Wycheck, Craig Hentrich and Blaine Bishop model the Titans' new uniforms in 1999.*

## HISTORICAL HIGHLIGHTS

### HOME SWEET HOME

The newly-named Tennessee Titans opened their new stadium, Adelphia Coliseum (eventually to be named Nissan Stadium) with the regular season opener on Sept. 12, 1999 against the Cincinnati Bengals. The back and forth game would end with the Titans hanging on for a 36-35 win. The win would start a historic streak of 12 consecutive wins to open the new stadium. The 12 consecutive wins were the most in the modern era for a new stadium (Texas Stadium, 9 wins in 1971) and one short of the all-time record by the Buffalo Americans in 1920. The Titans first loss in their new home would come against the Baltimore Ravens on Nov. 12, 2000. The winning streak actually began in the spring of 1998, when a devastating tornado ripped through Nashville, but only gave a glancing blow to the under construction stadium and sparing it from destruction.

Sports Park in Bellevue.

**May 18** – Stadium sod is laid down.

**July 8** – Adelphia Coliseum name and logo are unveiled at a downtown ceremony.

**July 23** – Titans name former Minnesota Senior Vice President Jeff Diamond President and Chief Operating Officer, and agree to terms with former Pittsburgh Pro Bowl quarterback Neil O'Donnell.

**July 27** – The Titans sign their first-round draft selection, Florida DE Jevon Kearse, to a multi-year contract.

**August 15** – The Tennessee franchise plays its first preseason game under the name Titans, a 22-20 loss at Kansas City. The game is the first in franchise history played in a uniform other than the Oilers.

**August 27** – Titans defeat Atlanta, 17-3, in the first preseason game at Adelphia Coliseum.

**September 2** – Owner K.S. "Bud" Adams, Jr. and his wife, Nancy, announce the creation of the Tennessee Titans Foundation, an organization established to serve the charitable interests of the state of Tennessee by providing financial support and other resources to non-profit organizations, enriching and strengthening communities throughout the state. Adams donates \$500,000 to start the foundation.



*Faith Hill sings at inaugural game of the new stadium.*

**September 5** – Cornerback Darryll Lewis, the team leader in interceptions in each of the past five seasons, is released.

**September 12** – Al Del Greco kicks a 33-yard field goal to lift the Titans to a 36-35 win over Cincinnati in the first regular season game and victory at Adelphia Coliseum. The win, in front of 65,272 fans, is the team's first as the Titans, and quarterback Steve McNair passes for a career-high 341 yards in the victory.

**September 26** – The team wins its first road contest as the Titans, a 20-19 victory at Jacksonville sealed by a Samari Rolle interception in the end zone with under a minute remaining.

**October 31** – Steve McNair returns after missing five games because of a back injury to lead the Titans to defeat the previously-unbeaten St. Louis Rams, 24-21 at Adelphia Coliseum. McNair is named Miller Lite NFL Player of the Week for his performance in the victory.

**December 19** – Tennessee clinches the franchise's first playoff berth since 1993 with a 30-17 win over Atlanta at Adelphia Coliseum.

**December 22** – G Bruce Matthews, RB Eddie George, DE Jevon Kearse and TE Frank Wycheck are named to the AFC team for the Pro Bowl. Matthews extends his franchise records for consecutive and overall selections (12), and Kearse becomes the first rookie defensive end

selected to the Pro Bowl in AFC history and the first in the NFL since 1978. **December 26** – Tennessee defeats Jacksonville for the fourth consecutive time, a 41-14 victory in which Steve McNair throws five touchdown passes. McNair earns his first AFC Offensive Player of the Week and his second Miller Lite NFL Player of the Week honor this season for his efforts. The win completes the first unbeaten home regular season in club history.

### 2000

**January 8** – In a play known as the "Music City Miracle," Kevin Dyson returns a Frank Wycheck lateral on a kickoff return 75 yards for a touchdown, lifting the Titans to a 22-16 victory in the AFC Wild Card playoff game over the Buffalo Bills. The improbable play, which occurred with just 16 seconds remaining in the game, gives the franchise its first playoff win in Tennessee in addition to its first since 1993.

**January 16** – Eddie George rushes for 162 yards, including a 68-yard touchdown run, as the Titans defeat the Indianapolis Colts, 19-16, in an AFC Divisional Playoff game at the RCA Dome.

**January 23** – The Titans beat Jacksonville for the third time of the season and fifth consecutive time, using 23 second-half points en route to a 33-14 win at Alltel Stadium in Jacksonville. Steve McNair runs for two touchdowns and Derrick Mason returns a kickoff 80 yards in the win. The win sends Tennessee to its first Super Bowl in franchise history and its first AFC/AFL Championship since 1961.

**January 30** – The Titans fall short in their quest to win Super Bowl XXXIV, as Kevin Dyson is stopped one yard short of the end zone on the final play of the game in a 23-16 St. Louis Rams victory.



*Kevin Dyson races down the sideline in the Music City Miracle.*



*The Titans battle the Rams at Super Bowl XXXIV in Atlanta.*

**February 16** – The Titans sign unrestricted free agents LB Randall Godfrey (Dallas) and T Fred Miller (St. Louis).

**March 7** – Mike Heimerdinger is named offensive coordinator, replacing Les Steckel.

**March 13** – Craig Johnson (quality control/offense) and Ronnie Vinklerak (quality control/defense) are added to the coaching staff, while Jim Schwartz is promoted to linebackers coach.

**June 15** – The Titans extend the contract of Head Coach Jeff Fisher and expand his title to Executive Vice President.

**July 19** – The Titans extend the contract of RB Eddie George.

**August 14** – The Titans host Monday Night Football for the first time since moving to Tennessee. A sell-out crowd of 68,072 at Adelphia Coliseum watch the Titans defeat St. Louis, 30-3, in a preseason Super Bowl XXXIV rematch.

**October 16** – The Titans host their first regular season Monday Night Football game at Adelphia Coliseum, a 27-13 victory over the Jacksonville Jaguars.

**November 12** – Tennessee's NFL record of 12 consecutive victories to



## HISTORICAL HIGHLIGHTS

open a new stadium ends in a 24-23 loss to the Baltimore Ravens.

**December 14** – S Blaine Bishop, RB Eddie George, T Brad Hopkins, DE Jevon Kearse, KR Derrick Mason, G Bruce Matthews, CB Samari Rolle and TE Frank Wycheck are named to the AFC team for the Pro Bowl. QB Steve McNair is added as an alternate, giving the Titans nine players on the Pro Bowl roster, the most for the franchise since nine players were selected in 1992.

**December 17** – At Cleveland, Bruce Matthews passes brother Clay on NFL games played list at 279 games. Both are honored in pre-game ceremony.

**December 25** – The Titans clinch the AFC Central Division Championship with a 31-0 victory against the Dallas Cowboys, earning a 13-3 record for the second-consecutive season and home-field advantage throughout the playoffs. The defensive unit finishes the season ranked first overall in the NFL.

### 2001

**January 7** – Baltimore defeats the Titans, 24-10, in an AFC Divisional Playoff game at Adelphia Coliseum.

**February 1** – Defensive coordinator Gregg Williams is hired as head coach of the Buffalo Bills.

**February 2** – Jim Schwartz is promoted to defensive coordinator.

**February 6** – Gunther Cunningham, former Kansas City Chiefs head coach, is named assistant head coach defense/linebackers.

**February 22** – Everett Withers is named defensive backs coach.

**March 2** – The Titans re-sign unrestricted free agent WR/KR Derrick Mason, who set an NFL record in 2000 with 2,690 all-purpose yards.

**March 7** – The Titans agree to terms with unrestricted free agent K Joe Nedney from the Carolina Panthers.

**March 8** – Former Pro Bowl safety Chuck Cecil is hired as defensive quality control coach.

**March 28** – The Titans agree to trade their first pick (29th overall) in the 2001 NFL Draft to the St. Louis Rams for defensive end Kevin Carter.

**April 21** – The Titans select DB Andre Dyson with their first selection (2nd round/60th overall) in the 2001 NFL Draft.

**May 22** – The NFL announces its plans to realign divisions beginning in 2002, placing the Titans in the new AFC South with the Jacksonville Jaguars, Indianapolis Colts and expansion Houston Texans.

**August 4** – Mike Munchak, Titans offensive line coach and former Houston Oilers guard, is inducted in the Pro Football Hall of Fame after being selected for enshrinement on Jan. 27.

**September 25** – Former Nashville Kats (Arena Football League) Head Coach Pat Sperduto is hired as director of arena football league operations.

**October 7** – Starting at center in Baltimore, Bruce Matthews plays in his 283rd NFL game and surpasses Jim Marshall for first place on league's all-time list for games played among non-kickers.

**December 30** – Eddie George records a season-high 130 yards rushing against Cleveland, marking the 30th 100-yard game of his career. Additionally, George becomes the first RB in franchise history to post 200 career pass receptions.

### 2002

**January 2** – Bruce Matthews is named to his 14th consecutive Pro Bowl, tying him with Merlin Olsen for the most Pro Bowl selections in league history. Jevon Kearse also is selected for the third consecutive year.

**April 5** – The team begins its fifth annual Tennessee Titans Caravan. With 16 players plus staff participating, Titans Caravan V goes on to make 64 stops, including 27 schools, in Tennessee, Kentucky and Alabama over a two-week period.

**April 20** – The Titans select DT Albert Haynesworth with their first pick (15th overall) in the 2002 NFL Draft.

**April 30** – Titans owner K.S. "Bud" Adams announces that he has purchased an expansion Arena Football League team that will begin play in Nashville in 2004. The team will keep the name of the previous AFL team that played in Nashville, the Nashville Kats.

**May 15** – The Titans reach an agreement with Citadel Communications to move the Titans' flagship radio station to Nashville's 103 WKDF (103.3 FM).

**May 30** – Craig Johnson is promoted to quarterbacks coach. Ned James

is hired as offensive assistant.

**June 4** – The Titans reach a tentative agreement with Adelphia Business Solutions to have Adelphia's name removed from the coliseum, pending court approval.

**July 15** – Offensive lineman Bruce Matthews officially announces his NFL retirement from the offices of Titans owner K.S. "Bud" Adams, Jr., in Houston, Texas

**September 7** – Titans owner Bud Adams unveils his team's PSL Founder's Club display at Coliseum.

**December 1** – RB Eddie George becomes franchise's all-time leading rusher, passing Earl Campbell, in victory at New York Giants.

**December 8** – Former Titans/Oilers offensive lineman Bruce Matthews is inducted into Titans' Hall of Fame and has his jersey retired during special halftime ceremony during Colts game.

**December 22** – Titans clinch inaugural AFC South Division with 28-10 victory at Jacksonville.

**December 29** – Titans go undefeated in inaugural AFC South division with 13-3 victory at Houston, securing a first-round bye in playoffs. The Titans become NFL's third team to advance to playoffs after starting their season 1-4.

### 2003

**January 1** – QB Steve McNair finishes third in league MVP voting behind Rich Gannon and Brett Favre.

**January 11** – Titans defeat Steelers 34-31 in bruising AFC Divisional Playoff Game.

**January 19** – Titans play in franchise's fourth AFC Championship Game, but fall short at Oakland, 41-24.

**January 25** – Former Houston Oilers DE Elvin Bethea named to the Pro Football Hall of Fame's 2003 class.

**February 3** – Head coach Jeff Fisher coaches the AFC to a 45-20 victory in Pro Bowl.

**February 7** – Titans president Jeff Diamond signs a new one-year contract.

**April 26** – Titans select CB Andre Woolfolk with their first pick (28th overall) in the 2003 NFL Draft.

**June 25** – Head coach Jeff Fisher agrees to terms on a long-term contract extension.

**December 7** – Frank Wycheck becomes the fourth tight end in NFL history to record 500 career receptions in Tennessee's 29-27 loss at home to Indianapolis.

**December 7** – WR Derrick Mason catches six passes for 64 yards at home vs. Indianapolis to record his third consecutive 1,000-yard receiving season.

**December 18** – The NFL announces that four Titans are going to the 2004 Pro Bowl – QB Steve McNair (named the starter), along with LB Keith Bulluck, WR Derrick Mason, and P Craig Hentrich. OT Brad Hopkins would later be named to the Pro Bowl as a reserve.

**December 21** – QB Steve McNair leads a miraculous comeback at Houston, throwing the game-winning touchdown to Drew Bennett with 17 seconds left in Tennessee's 27-24 victory on the road. In the process, McNair surpasses 3,000 passing yards for the season, joining Warren Moon as only the second QB in franchise history to do so four times.

**December 28** – Recently re-signed QB Neil O'Donnell starts following injuries to Steve McNair and Billy Volek. He threw for 232 yards and a pair of touchdowns in Tennessee's season-ending 33-13 victory over the defending Super Bowl Champion Tampa Bay Buccaneers. It marked O'Donnell's last NFL game as he would announce his retirement following the season. Eddie George becomes the 17th running back in NFL history to record 10,000 rushing yards in the team's victory over the Bucs. George rushes for 87 yards to push him over the 1,000-yard rushing mark for the seventh time in his eight NFL seasons. It marked the final regular season game and the final home game for George as a Titan.



*Joe Nedney's field goal beats Steelers.*

## HISTORICAL HIGHLIGHTS



*Eddie George salutes the fans following his final home game as a Titan.*

### 2004

**January 2** – QB Steve McNair named NFL's co-MVP along with Colts QB Peyton Manning. Each player receives 16 votes from a national panel of 50 journalists.

**January 3** – Titans defeat Ravens 20-17 in AFC Wild Card Playoff Game in Baltimore.

**January 10** – Titans fall at New England in AFC Divisional Playoff Game, the coldest playoff game in franchise history (four degrees, minus 10 wind chill).

**January 11** – K Gary Anderson, the NFL's all-time leading scorer (2,346 points), announces his retirement after 22 seasons.

**January 20** – Titans owner K.S. "Bud" Adams re-assumes team president role after Jeff Diamond's contract expires.

**January 23** – TE Frank Wycheck announces his retirement from the NFL after 11 seasons in the league.

**April 24** – Titans select a league-high 13 players in the 2004 NFL Draft, including three players in the second round (the team traded its first-round pick) – TE Ben Troupe, DE Travis LaBoy and DE Antwan Odom.

**July 22** – Titans release RB Eddie George.

**September 11** – The Titans season opener at Miami is played on Saturday instead of Sunday due to impending Hurricane Ivan. Titans running back Chris Brown rushes for 100 yards in his first NFL start en route to the team's 17-7 victory.

**October 11** – On Monday Night Football, Steve McNair quarterbacks the Titans to a 48-27 victory over Green Bay to give him 71 career wins as a starter, surpassing Warren Moon's previous franchise record of 70 victories. The 48 points set a Lambeau Field record for a visiting team. Also in the game, running back Chris Brown carries 27 times for 148 yards and two touchdowns, joining Stump Mitchell (St. Louis Cardinals) and Don Calhoun (New England Patriots) to become the third player in NFL history to gain 100 or more rushing yards in four of his first five NFL starts.

**December 13** – Running back Chris Brown totals 91 yards against Kansas City to become the franchise's eighth player to eclipse 1,000 season rushing yards. He finishes the season with 1,067 yards on 220 carries.

**December 19** – Titans quarterback Billy Volek becomes fourth quarterback in NFL history to pass for 400 or more yards in two consecutive games after passing for 426 yards against Kansas City (12/13) and 492 yards at Oakland (12/19). The 918-yard total is the second-best two-game total in NFL history behind Phil Simms' record of 945 yards (1985).

### 2005

**January 28** – The Arena Football League's Nashville Kats begin play under owner K.S. "Bud" Adams, Jr., winning 47-38 at the Columbus Destroyers.

**February 9** – University of Southern California assistant Norm Chow is hired as Titans offensive coordinator after a 32-year career in college football.



*Steve McNair is named NFL co-MVP at the conclusion of the 2003 season.*

**February 21** – Titans part ways with six veterans – K Joe Nedney, DE Kevin Carter, CB Samari Rolle, RB/FB Robert Holcombe, T Fred Miller and WR Derrick Mason – due to salary cap concerns.

**April 23** – Titans select West Virginia cornerback Adam "Pacman" Jones with the sixth overall pick in the 2005 NFL Draft.

**May 6** – Titans owner K.S. "Bud" Adams, Jr. pledges \$600,000 over three years for scholarship program that provides money for college for one student-athlete from every high school in Tennessee.

**September 6** – Through his foundation, quarterback Steve McNair organizes a relief drive for victims of Hurricane Katrina. Titans fans respond in droves, arriving at LP Field to fill over 20 tractor trailers worth of goods to be sent to the Gulf Coast region.

**September 18** – Titans General Manager Floyd Reese becomes the first GM in team history to record 100 wins as the Titans defeat the Ravens by a score of 25-10.

**October 9** – Head Coach Jeff Fisher becomes the 34th coach in NFL history and the first in franchise history to notch 100 wins as the Titans win at Houston by a score of 34-20. Also in the game, quarterback Steve McNair became the 49th player in NFL history and second player in franchise history to reach 25,000 career passing yards.

### 2006

**February 12** – Titans defensive end Kyle Vanden Bosch plays in his first career Pro Bowl. In his first season with the Titans, Vanden Bosch finished fourth in the NFL with 12.5 sacks, the most by a team member since 1999.

**February 24** – K.S. "Bud" Adams, Jr. is inducted into the Tennessee Sports Hall of Fame.

**March 13-15** – After a delay to the start of the NFL year due to collective bargaining talks between the league and the NFL Players Association, the Titans strike quickly in the initial days of free agency. They agree to terms with four veteran unrestricted free agents – linebacker David Thornton (Indianapolis), wide receiver David Givens (New England), center Kevin Mawae (N.Y. Jets) and safety Chris Hope (Pittsburgh) – within a three day span.

**April 29** – Titans select quarterback Vince Young out of the University of Texas with the third overall pick in the 2006 NFL Draft.

**June 6** – Titans and Louisiana Pacific Corporation reach an agreement on a new naming rights sponsorship that calls for the team's home stadium to be named LP Field. LP obtains the naming rights for 10 years.

**June 9** – Titans trade quarterback Steve McNair to the Baltimore Ravens in exchange for a fourth-round draft choice in 2007.

**June 14** – Offensive tackle Brad Hopkins announces his retirement from the NFL. Hopkins retires after playing in 194 games, the third-most in franchise history at the time (Matthews, Bethea). His 188 starts were the second-most in team history for an offensive lineman (Matthews).

**July 29** – Titans sign first-round pick, QB Vince Young.

**August 26** – Steve Underwood promoted to Senior Executive Vice President/Chief Operating Officer.

**September 3** – Titans bring back Robaire Smith after the defensive tackle was waived by Houston.

**August 5** – Former Houston Oilers QB Warren Moon is inducted into the Pro Football Hall of Fame.

**November 26** – Trailing 21-0 entering the fourth quarter, Vince Young leads the Titans to 24 unanswered points, posting the largest comeback by a rookie QB in NFL history. Rob Bironas' 49-yard field goal caps the stunning victory over the Giants at LP Field.

**December 3** – Rob Bironas kicks franchise-long 60-yard field goal to beat the Colts, 20-17, at LP Field. The 60-yarder tied Steve Cox and Morten Andersen for the fourth-longest field goal in NFL history.

**December 10** – Vince Young returns to his hometown and runs for a 39-yard touchdown in overtime to defeat the Texans, 26-20, at Reliant Stadium.

**December 31** – Titans exercise 2007 option on head coach Jeff Fisher's contract.

### 2007

**January 3** – Vince Young named the Associated Press Offensive Rookie of the Year.



## HISTORICAL HIGHLIGHTS

**January 5** – After 13 seasons at the helm, Floyd Reese resigns as general manager of the Titans.

**February 1** – Vince Young named Diet Pepsi NFL Rookie of the Year.

**February 3** – Former offensive lineman Bruce Matthews becomes the first franchise player that wore the Titans uniform to be voted into the Pro Football Hall of Fame.

**February 10** – Vince Young becomes the first rookie quarterback in NFL history to play in the Pro Bowl.

**February 12** – Titans name former Oilers safety Mike Reinfeldt the team's new General Manager.

**February 28** – Vincent Marino hired from NFL office as Senior Director of Football Administration.

**April 10** – NFL suspends Adam "Pacman" Jones for 2007 season.

**April 23** – Titans hire Lake Dawson as Director of Pro Personnel.

**April 28** – Titans select Texas DB Michael Griffin with the 19th overall pick in the NFL Draft.

**May 3** – Titans announce they will conduct 2007 training camp at Baptist Sports Park.

**August 4** – Bruce Matthews inducted into Pro Football Hall of Fame.

**August 4** – NFL Commissioner Roger Goodell visits Titans training camp.

**September 24** – Keith Bulluck intercepts a career-high three passes as the Titans cruise to a 31-14 victory at New Orleans on Monday Night Football.

**October 21** – Rob Bironas kicks an NFL-record eight field goals, including a game-winning 29-yarder, as the Titans defeat the Houston Texans 38-36 at Reliant Stadium.

**December 30** – Titans win last three regular season games, including a 16-10 victory at Indianapolis in the season finale to clinch the AFC's final playoff spot and the team's first postseason berth since 2003.

### 2008

**January 6** – Vince Young becomes the youngest quarterback in franchise history to start in playoffs as the Titans fall 17-6 at San Diego in an AFC Wild Card game.

**January 15** – Titans release offensive coordinator Norm Chow of his duties.

**January 17** – Titans hire Mike Heimerdinger as offensive coordinator.

**February 10** – Albert Haynesworth, Kyle Vanden Bosch and Rob Bironas play in Pro Bowl.

**February 20** – Titans use franchise tag on DT Albert Haynesworth.

**February 27** – Titans agree to terms with WR Justin Gage to long-term contract.

**March 6** – Titans sign former Eagles DE Jevon Kearse as unrestricted free agent.

**March 12** – Titans sign former Jets WR Justin McCareins as an unrestricted free agent.

**March 27** – Veteran guard Benji Olson announces retirement after 10 NFL seasons.

**April 5** – Titans unveil new logo to celebrate team's 10th anniversary.

**April 17** – Titans hold press conference honoring retirement of former franchise QB Steve McNair.

**April 26** – Titans select East Carolina RB Chris Johnson with first pick (24th overall) in NFL Draft.

**April 26** – Titans trade CB Pacman Jones to Dallas Cowboys for fourth-round draft pick and additional considerations (resulted in 4th-round pick in 2009 from Titans to Cowboys).

**July 25** – The Titans reach a one-year contract agreement with franchised free agent defensive tackle Albert Haynesworth.

**September 7** – On the same day Titans owner K.S. "Bud" Adams, Jr. is added to the Titans/Oilers Hall of Fame, he unveils a Titans/Oilers Ring of Honor at LP Field during the season opener against Jacksonville. The initial members of the Ring of Honor include Adams, Elvin Bethea, George Blanda, Earl Campbell, Mike Holovak, Ken Houston, Mike Munchak, Jim Norton, Warren Moon and Bruce Matthews.

**September 21** – Cornerback Cortland Finnegan sets a club record with a 99-yard INT return for a TD in a win against the Houston Texans.

**September 28** – A 30-17 victory over the Minnesota Vikings at LP Field gives the Titans four consecutive wins to open the season for the first time in franchise history.

**October 19** – In a 34-10 victory at Kansas City, the Titans set a franchise rushing record with 332 rushing yards, including 168 yards by Chris Johnson and 149 yards by LenDale White.

**October 27** – At halftime of a Monday night game against the Colts at LP Field, the Titans induct Steve McNair, Eddie George and Frank Wycheck to the Titans/Oilers Hall of Fame and the Ring of Honor.

**November 2** – On a day in which the Titans win in overtime against the Green Bay Packers, the club celebrates its 100th consecutive sellout at LP Field, including every preseason, regular season and playoff game from the time the stadium opened in 1999.

**November 16** – With a 24-14 win at Jacksonville, the Titans win their 10th consecutive game to open the 2008 season and their 13th consecutive regular season game dating back to the last three regular season games of 2007.

**November 27** – At Detroit on Thanksgiving, the Titans defeat the Lions 47-10, the team's seventh-highest margin of victory of all-time and Detroit's highest margin of defeat on Thanksgiving.

**December 7** – The Titans clinch the AFC South title with a 28-9 victory over the Cleveland Browns at LP Field. It is the ninth division crown in club history.

**December 16** – Six Titans are selected to the Pro Bowl – center Kevin Mawae, left tackle Michael Roos, running back Chris Johnson, defensive tackle Albert Haynesworth, safety Chris Hope and cornerback Cortland Finnegan. Additionally, quarterback Kerry Collins and safety Michael Griffin are named to the roster at a later date as alternates.

**December 31** – The Titans defeat the Pittsburgh Steelers 31-14 to secure home-field advantage throughout the AFC Playoffs and tie the franchise record for most regular season wins (13).

### 2009

**February 1** – Nancy Adams, co-owner, vice chairman of the board and wife of K.S. "Bud" Adams, Jr., passes away in Houston at the age of 84.

**February 12** – Chuck Cecil is elevated from secondary coach to defensive coordinator, replacing Jim Schwartz, who was hired as head coach by the Detroit Lions.

**February 27** – The Titans re-sign unrestricted free agent quarterback Kerry Collins.

**April 1** – The Titans unveil a new logo to celebrate the club's 50th season, incorporating the Oilers' oil derrick logo with the fireball logo and the number 50.

**March 2** – The Titans sign unrestricted free agent wide receiver Nate Washington from the Pittsburgh Steelers.

**April 25** – The Titans select Rutgers WR Kenny Britt with the 24th overall selection in the 2009 NFL Draft, the first of 11 Titans draft choices.

**July 4** – Former Titans quarterback Steve McNair is shot and killed in Nashville.

**July 8-9** – The Titans open LP Field to the public for fans to pay their respects to Steve McNair. On July 9, a memorial service is held at Mt. Zion Baptist Church in Whites Creek, Tenn.

**July 11** – After a funeral service at Reed Green Coliseum in Hattiesburg, Miss., Steve McNair's body is laid to rest at Griffith Cemetery, approximately 20 miles from his home in Mt. Olive, Miss.

**August 3** – The Titans celebrate the 50th anniversary (Aug. 3, 1959) of K.S. "Bud" Adams, Jr.'s announcement of Houston's entry in the American Football League.

**August 6** – The Titans announce that they will wear a "9" helmet sticker during the season to honor the late Steve McNair. The sticker appears on the back of the helmet and remains in place throughout the entire 2009 season.

**August 9** – In a 21-18 Hall of Fame Game victory over the Buffalo Bills in Canton, Ohio, the Titans debut their 50th anniversary "legacy" uniforms.



*Jevon Kearse celebrates the Titans' 10-0 start in 2008.*

## HISTORICAL HIGHLIGHTS

They wear the uniforms a total of four times in 2009.

**September 10** – The Titans open the season with a 13-10 overtime loss at Pittsburgh in the NFL's Thursday night season opener.

**October 18** – The Titans suffer the worst loss in franchise history at New England, losing 59-0 in their sixth consecutive loss to open the season. After a bye the next week, they win five consecutive games and finish at 8-8, becoming the only team in NFL history to win more than six games after starting the season at 0-6.

**November 1** – At LP Field, Chris Johnson rushes for 228 yards in a victory over the Jacksonville Jaguars to set a new franchise single-game rushing record.

**November 29** – Quarterback Vince Young leads a 99-yard drive in the final minutes of a game against the Arizona Cardinals to give the Titans a 20-17 win at LP Field. Young connects with rookie wide receiver Kenny Britt on a 10-yard touchdown pass as time expires.

### 2010

**January 3** – With a 134-yard rushing performance in the season finale at Seattle, running back Chris Johnson becomes the sixth player in NFL history to reach 2,000 rushing yards in a season. Totaling 2,006 yards on 358 carries, he joined Eric Dickerson, Jamal Lewis, Barry Sanders, Terrell Davis and O.J. Simpson as the only players to accomplish the feat. He also set a new team single-season rushing record (Earl Campbell), and he became the NFL's new single-season leader in total yards from scrimmage (2,509), surpassing Marshall Faulk's former record. The Titans defeat the Seahawks 17-13.



Johnson poses with offensive players and coaches after becoming just the sixth player in NFL history to reach 2,000 yards rushing in a season.

**January 13** – Running back Chris Johnson is named Associated Press NFL Offensive Player of the Year.

**February 18** – The Titans' all-time leading punter, Craig Hentrich, announces his NFL retirement.

**April 22** – The Titans select Georgia Tech defensive end Derrick Morgan with the 16th overall pick in the NFL Draft.

**October 24** – The Titans open the season with a 5-2 start after defeating the Philadelphia Eagles 37-19. Wide receiver Kenny Britt amasses the fifth-most receiving yards in franchise history with 225 yards on a career-high seven receptions with three touchdowns.

**November 21** – Marc Mariani returns a punt 87 yards for a touchdown against Washington becoming just the second Titans/Oilers player to record a punt return and a kickoff return for touchdowns in the same regular season.

### 2011

**January 21** – The Titans release defensive coordinator Chuck Cecil of his duties.

**January 28** – The Titans and head coach Jeff Fisher agree to part ways.

**February 7** – The Titans name Mike Munchak the 16th head coach in franchise history.

**February 8** – The Titans release offensive coordinator Mike Heimerdinger of his duties.

**February 12** – The Titans hire Jerry Gray as defensive coordinator.

**February 15** – The Titans hire Chris Palmer as offensive coordinator.

**March 4** – The Collective Bargaining Agreement between the NFL and the Players Association expires.

**March 11** – NFL players are locked out of team facilities due to the collective bargaining stalemate between the clubs and NFL Players Association.

**April 28** – The Titans select Washington quarterback Jake Locker with the eighth overall pick in the NFL Draft.

**July 25** – The lockout ends after a new CBA is reached.

**July 28** – The Titans terminate quarterback Vince Young's contract.

**July 29** – On the day players report to training camp, the Titans sign unrestricted free agent quarterback Matt Hasselbeck. In total, within a week of the lockout ending, the Titans sign contracts with nine draft choices, 14 rookie free agents, three restricted free agents and eight unrestricted free agents.

**September 1** – The Titans and Chris Johnson agree to terms on a new, multi-year contract, ending the running back's holdout.

**September 18** – Mike Munchak notches his first victory as a head coach as the Titans defeat the Baltimore Ravens 26-13 at LP Field.

**October 19** – The Titans and Nashville Mayor Karl Dean announce proposed renovation plans for LP Field, including much larger and sharper video screens, a greatly enhanced sound system, elevators to provide service for upper deck seat holders, and general improvements to LP Field infrastructure. The team announces that the improvements would not require new revenues, but instead will be covered by user fees already being collected.

**December 7** – Metro Council approves a bond issuance of up to \$28 million to finance renovations at LP Field.

### 2012

**January 1** – With a 23-22 victory in the season finale at Houston, the franchise records its 400th all-time win in the regular season and playoffs, all under the ownership of K.S. "Bud" Adams, Jr. In the victory, Matt Hasselbeck eclipses 3,500 passing yards on the season and Nate Washington reaches the 1,000-yard receiving mark. Additionally, Chris Johnson records 1,000 rushing yards for the fourth consecutive season.

**January 18** – The Titans elevate Mike Reinfeldt to senior executive vice president/chief operating officer and Ruston Webster to executive vice president/general manager. Lake Dawson is promoted to vice president of player personnel.

**February 4** – Titans Owner K.S. "Bud" Adams, Jr. is named the first winner of the NFL's Salute To Service Award. Adams is recognized at the NFL Honors event for his outstanding efforts in supporting U.S. service members and veterans.

**March 5** – The Titans use the franchise tag on safety Michael Griffin, who was scheduled to become an unrestricted free agent on March 13.

**April 26** – The Titans select Baylor wide receiver Kendall Wright with the 20th overall pick in the 2012 NFL Draft.

**June 19** – The Titans reach an agreement with franchise player Michael Griffin on a long-term contract.

**July 30** – Wide receiver O.J. Murdock is found dead in Tampa, Fla., of a self-inflicted wound.

**August 3** – Former Titans linebacker Keith Bulluck announces his retirement from the NFL during a press conference at Baptist Sports Park.

**September 9** – Quarterback Jake Locker records his first career NFL start, as the Titans fall to the Patriots 34-13 in the season opener.

**September 23** – In a 44-41 overtime victory over the Detroit Lions, the Titans become the first team in NFL history to score five touchdowns of 60 yards or longer in a game, reaching the end zone on a punt return by Tommie Campbell, a kickoff return by Darius Reynaud, a fumble return by Alterraun Verner and touchdown receptions by Jared Cook and Nate Washington. Locker passes for 378 yards in his first career win as a starter.

**November 26** – The Titans dismiss offensive coordinator Chris Palmer and name quarterbacks coach Dowell Loggains as the new offensive coordinator.

**December 17** – In a 14-10 victory over the New York Jets on *Monday Night Football*, Chris Johnson sets a franchise record with a 94-yard touchdown run.



## HISTORICAL HIGHLIGHTS

**December 30** – The Titans defeat the Jacksonville Jaguars 38-20 and become the first team in NFL history with two punt return touchdowns (both by Darius Reynaud) and two interception return touchdowns (both by Zach Brown) in the same game. They also become only the second team in NFL history with four total return touchdowns in a game.

**December 31** – Mike Reinfeldt is dismissed as senior executive vice president/chief operating officer.

### 2013

**February 2** – Former Oilers defensive tackle Curley Culp is selected for enshrinement in the Pro Football Hall of Fame.

**February 7** – The Titans add Gregg Williams to the coaching staff as senior assistant/defense.

**March 14** – The Titans sign tight end Delanie Walker as an unrestricted free agent from the San Francisco 49ers.

**April 1** – Former Oilers head coach Jack Pardee passes away.

**April 25** – The Titans select Alabama guard Chance Warmack with the 10th overall pick in the 2013 NFL Draft.

**July 11** – Titans team headquarters is renamed Saint Thomas Sports Park after Saint Thomas Hospital announces it is renaming its Baptist Hospital properties.

**October 18** – Former Oilers head coach Bum Phillips passes away.

**October 21** – At his home in Houston, Titans Founder, Owner, Chariman of the Board, President and CEO K.S. "Bud" Adams, Jr. passes away from natural causes at the age of 90. Called a "pioneer and innovator" by NFL Commissioner Roger Goodell upon his death, Adams was in his 54th year leading the organization.

**October 28** – K.S. "Bud" Adams, Jr. is entombed at Forest Park Westheimer Cemetery in Houston.

**October 29** – The Titans announce Tommy Smith will be team president and chief executive officer; Susie Adams Smith and Amy Adams Hunt will serve as co-chairpersons; and Kenneth Adams IV will join the Titans board as a director.

### 2014

**January 4** – The Titans and head coach Mike Munchak agree to part ways.

**January 13** – San Diego Chargers offensive coordinator and former Arizona Cardinals head coach Ken Whisenhunt is hired as the 17th head coach in Titans/Oilers history.

**April 4** – The Titans release running back Chris Johnson.

**May 8** – The Titans select Michigan tackle Taylor Lewan with the 11th overall pick in the 2014 NFL Draft.

### 2015

**March 20** – President and CEO Tommy Smith announces he is retiring from that role. The Titans begin the search process for a new team CEO/president and install Steve Underwood as interim president.

**April 30** – The Titans select Oregon quarterback Marcus Mariota with the second overall pick in the 2015 NFL Draft.

**June 25** – The Titans and Nissan announce a 20-year agreement to rename the team's home venue Nissan Stadium.

**September 1** – Following a bout with cancer, 85-year-old Titans scout C.O. Brocato dies. Brocato spent 40 years with the organization after joining the club in 1975.

**September 13** – Quarterback Marcus Mariota makes his regular season debut, completing 13 of 15 passes for 209 yards with four touchdowns and no interceptions (158.3 passer rating). He becomes the second rookie in NFL history to throw four touchdown passes in a season opener, joining Fran Tarkenton (1961).

**November 3** – The Titans relieve head coach Ken Whisenhunt of his duties and name assistant head coach/tight ends Mike Mularkey as interim head coach for the remainder of the season.

### 2016

**January 4** – The Titans relieve general manager Ruston Webster of his duties. Steve Underwood is named as the team's president and chief executive officer on a permanent basis, with the interim tag removed from his title.

**January 14** – The Titans hire Tampa Bay Buccaneers director of player personnel Jon Robinson as general manager.

**January 16** – Mike Mularkey is named as the 18th head coach in franchise history, taking over the role after serving the final nine games of 2015 as the interim head coach.

**April 14** – Two weeks prior to the 2016 NFL Draft, the Titans trade the first overall pick to the Los Angeles Rams. The Titans also deal a fourth-round pick and a sixth-round pick in the deal. In exchange, the Titans receive a first-round pick (15th overall), a pair of second-round picks and a third-round pick in 2016, plus the Rams' 2017 first- and third-rounders.

**December 20** – Running back DeMarco Murray, tight end Delanie Walker, tackle Taylor Lewan, outside linebacker Brian Orakpo and defensive tackle Jurrell Casey are named to the Pro Bowl, giving the Titans five or more Pro Bowl selections for the first time since 2008.

### 2017

**January 5** – Jon Robinson is promoted to executive vice president/general manager.

**April 27** – The Titans select wide receiver Corey Davis (fifth overall) and cornerback Adoree' Jackson (18th overall) in the first round of the 2017 NFL Draft, marking the first time the team makes two picks in the first round since 1987.

**December 19** – Defensive tackle Jurrell Casey, punter Brett Kern and tackle Taylor Lewan are named to the Pro Bowl. Safety Kevin Byard, special teamer Brynden Trawick and tight end Delanie Walker are later named to the squad, giving the Titans five or more Pro Bowl selections in consecutive seasons.

**December 31** – The Titans clinch their 22nd playoff berth in franchise history with a 15-10 victory over the Jacksonville Jaguars in the regular season finale at Nissan Stadium.

### 2018

**January 6** – The Titans open the NFL postseason with a 22-21 win over the Kansas City Chiefs at Arrowhead Stadium, giving the franchise its first postseason win since Jan. 3, 2004. After the Titans trailed 21-3 at the start of the second half, their victory tied for the second-largest comeback by a road team in NFL playoff history.

**January 15** – The Titans and head coach Mike Mularkey agree to part ways.

**January 20** – Houston Texans defensive coordinator Mike Vrabel is hired as the 19th head coach in Titans/Oilers history.

**February 3** – Former Oilers outside linebacker Robert Brazile is elected to the Pro Football Hall of Fame (inducted Aug. 4, 2018).

**April 4** – In downtown Nashville, the Titans unveil new uniforms in front of an estimated audience of 15,000-20,000 fans. The event marked the first significant uniform alterations for the club since 1999.



**April 26** – The Titans select Alabama linebacker Rashaan Evans with the 22nd overall pick in the 2018 NFL Draft.

**May 23** – In Atlanta at the annual Spring League Meeting, the NFL announces that the 2019 NFL Draft will take place in Nashville.

## HISTORICAL HIGHLIGHTS

**September 9** – The Titans and Dolphins open the 2018 season with a seven-hour, 10-minute contest, the longest NFL game since the 1970 merger. The game features two separate lightning delays that totaled three hours and 59 minutes.

**October 21** – The Titans travel to London to face the Los Angeles Chargers at Wembley Stadium. The contest marks the franchise's first regular season game at an overseas location.

**December 6** – Running back Derrick Henry sets a franchise record with 238 rushing yards and ties a franchise mark with four rushing touchdowns, including an NFL-record-tying 99-yard rushing score against Jacksonville.

**December 20** – Defensive tackle Jurrell Casey, punter Brett Kern and tackle Taylor Lewan are named to the Pro Bowl.

### 2019

**February 2** – Former Titans center Kevin Mawae is elected to the Pro Football Hall of Fame (inducted Aug. 3, 2019).

**April 25-27** – The 2019 NFL Draft is held in downtown Nashville. Nashville shatters a draft record with more than 600,000 fans attending during the three-day event and sets another draft record with more than 47.5 million television viewers. For the city of Nashville, the event generated a record \$133 million in direct spending, a 79 percent increase over the previous draft in Dallas (\$74 million). The economic impact was another record-breaker at \$224 million, also a 79 percent increase over the \$125 million in 2018.



**April 25** – The Titans select Mississippi State defensive lineman Jeffery Simmons with the 19th overall pick in the first round of the 2019 NFL Draft.

**June 12** – Titans controlling owner Amy Adams Strunk announces that the franchise will retire Steve McNair's No. 9 jersey and Eddie George's No. 27 jersey.

**July 30** – Titans controlling owner Amy Adams Strunk announces \$450,000 in grant funding to 10 local non-profit organizations in the spaces of education, African American history and culture, social justice, diversionary and re-entry programs, immigrant outreach and domestic violence and sexual assault. The National Museum of African American Music and the NAACP Freedom Fund each receive \$100,000 grants.

**September 15** – During a halftime ceremony in a game against the Indianapolis Colts, the Titans retire Steve McNair's No. 9 jersey and Eddie George's No. 27 jersey.

**November 13** – The Titans announce plans to begin a 60,000-square-foot expansion of Saint Thomas Sports Park, nearly doubling the footprint of the team's headquarters in Nashville.

**December 13** – The Titans hold a groundbreaking ceremony for the expansion of Saint Thomas Sports Park. Controlling owner Amy Adams Strunk is joined by Tennessee Governor Bill Lee and U.S. Senators Lamar Alexander and Marsha Blackburn.

**December 29** – The Titans conclude the 2019 season with a 35-14 victory at Houston. They finish the regular season 9-7 and clinch a wild card playoff berth. Derrick Henry rushes for 211 yards (fifth-most in franchise history) and three touchdowns, and in the process, he captures the 2019 NFL rushing title with 1,540 rushing yards. A.J. Brown's 124 yards in the game

make him the franchise's third 1,000-yard rookie receiver (Bill Groman and Ernest Givins).

### 2020

**January 4** – The Titans defeat the New England Patriots 20-13 in a wild card game. Derrick Henry rushes for 182 yards to set a new franchise postseason record.

**January 11** – The Titans defeat the Baltimore Ravens 28-12 in a divisional playoff game. Derrick Henry rushes for 195 yards to establish a franchise postseason record for the second consecutive week.



**January 19** – The Titans play at Kansas City in their first AFC Championship Game since Jan. 19, 2003. Their playoff run comes to an end with a 35-24 loss to the Chiefs.

**March 4** – The Titans Foundation and controlling owner Amy Adams Strunk announce a donation of \$1 million to The Community Foundation of Middle Tennessee following the devastation of an EF-3 tornado that swept through the region on the night of March 2-3. The NFL Foundation also contributes \$250,000. On March 6, Titans players and staff members volunteer with the cleanup and relief effort in Nashville.

**March 15** – A new collective bargaining between the NFL and NFL Players Association is ratified. The agreement runs through the 2030 season.

**March 15** – The Titans announce a multi-year contract extension with quarterback Ryan Tannehill.

**March 16** – The NFL announces the postponement of all in-person offseason programs in response to the coronavirus pandemic. Teams are later given the option of conducting virtual offseason programs but are prohibited from gathering at team facilities for the duration of the offseason.

**March 16** – The Titans place the franchise tag on running back Derrick Henry and later come to terms on a long-term contract agreement.

**April 23** – The 2020 NFL Draft is held in a virtual setting with all team personnel and draftees at their own homes due to the COVID-19 pandemic.

**May 8** – The Titans elevate Burke Nihill to team president/CEO after Steve Underwood announces his retirement from a full-time role.

**June 11** – Titans controlling owner Amy Adams Strunk adds her voice and the voice of the organization to support the peaceful protests calling for equality and denouncing racism in the wake of the death of George Floyd. "Hearts, minds and institutions need to change throughout our country," she says. "Those who face racism need to be heard, and more importantly, understood by those who haven't listened before ... Hearing our players and coaches speak over the last two weeks has been constructive to this vital discussion. I support our players using peaceful protests and their platforms to advance us as a nation. I would encourage those who haven't thought about these issues before to understand the pain, anger and frustration of the black community. Black lives matter. We should all agree on that."

**July 25** – The NFL cancels all 2020 preseason contests and modifies all team's training camps because of safety protocols involving the COVID-19 pandemic. However, the 2020 regular season starts as scheduled.

**October 13** – The Titans defeat the Buffalo Bills 42-16 at Nissan Stadium in the NFL's second Tuesday game since 1946. Positive COVID-19 test results force the Titans to close their headquarters on Tuesday, Sept. 29,



## HISTORICAL HIGHLIGHTS

and reschedule their game with the Pittsburgh Steelers. The facility does not reopen until Saturday, Oct. 10. Following just three days of in-person activities, the Titans take the field against the previously unbeaten Bills and win convincingly. At the time of the Bills game, the Titans had eight players on their reserve/COVID-19 lists, including five from their active/inactive roster. At the outbreak's peak, there were a total of 14 players on the reserve/COVID-19 lists.

**December 18** - The Titans and the City of Nashville announce that they are engaged in formal discussions regarding the future of Nissan Stadium. The discussions aim to secure the Titans' future in Nashville and facilitate the creation of a new Nashville neighborhood surrounding the facility.

### 2021

**January 3** - The Titans clinch the AFC South division crown with a 41-38 victory over the Houston Texans after practice squad call-up kicker Sam Sloman bounces a 37-yard field goal attempt off the right upright and through as time expires in regulation. It gives the Titans their first AFC South championship since 2008. In the victory, Derrick Henry captures his second consecutive NFL rushing title after posting a franchise-record 250 rushing yards. He accumulates 2,027 rushing yards on the 2020 season, making him just the eighth player in NFL history to reach the 2,000-yard rushing mark.



**January 9** - The Titans finish the 2021 regular season with a 28-25 victory at Houston and in the process earned the No. 1 seed in the AFC playoffs for the first time since 2008. The Titans set an NFL record for a non-strike year by using 91 total players in 2021.

**February 10** - Mike Vrabel is named the Associated Press NFL Coach of the Year, becoming the franchise's first head coach to accomplish the feat. He also earned NFL Coach of the Year honors from the Pro Football Writers of America, Sporting News, 101 Awards and the NFL on FOX Awards.

**April 28** - During the first round of the 2022 NFL Draft, the Titans trade wide receiver A.J. Brown to the Philadelphia Eagles in exchange for a first-round pick (18th overall) and a third-round pick (101st overall).



**February 6** - Running back Derrick Henry is named Associated Press NFL Offensive Player of the Year.

**June 6** - The Titans acquire wide receiver Julio Jones in a trade with the Atlanta Falcons. The Titans send a 2022 second-round pick and a conditional 2023 fourth-round selection to Atlanta in exchange for Jones and a 2023 sixth-round pick.

**September 26** - The Titans induct former Oilers coach O.A. "Bum" Phillips into the franchise's Ring of Honor. Phillips was the personification of the 'Luv Ya Blue Era' as the head coach of the Oilers for six seasons (1975-80). Upon leaving the organization, he owned a .608 winning percentage (59-38), the best at that time by any Oilers head coach with at least two full seasons.

**November 21** - The Titans induct former head coach Jeff Fisher and former general manager Floyd Reese into the franchise's Ring of Honor. Fisher is the winningest coach in franchise history, amassing 147 wins from 1994-2010 and the team's only Super Bowl appearance following the 1999 season. Reese had a 21-year run (1986-2006) with the Oilers/Titans as a coach and executive and is the winningest general manager in franchise history.

### 2022

**January 2** - The Titans defeat the Miami Dolphins 34-3 at Nissan Stadium, clinching their second consecutive AFC South division title. It was the organization's first back-to-back division titles since the Oilers won the AFL Eastern division each season from 1960 to 1962.

## HOME/AWAY WIN-LOSS RECORDS

REGULAR SEASON HOME RECORD					REGULAR SEASON ROAD RECORD				
Year	W	L	T	Pct.	Year	W	L	T	Pct.
1960	6	1	0	.857	1960	4	3	0	.571
1961	6	1	0	.857	1961	4	2	1	.643
1962	6	1	0	.857	1962	5	2	0	.714
1963	4	3	0	.571	1963	2	5	0	.286
1964	3	4	0	.429	1964	1	6	0	.143
1965	3	4	0	.429	1965	1	6	0	.143
1966	3	4	0	.429	1966	0	7	0	.000
1967	5	2	0	.714	1967	4	2	1	.643
1968	3	4	0	.429	1968	4	3	0	.571
1969	4	2	1	.643	1969	2	4	1	.357
1970	1	6	0	.143	1970	2	4	1	.357
1971	3	3	1	.500	1971	1	6	0	.143
1972	1	6	0	.143	1972	0	7	0	.000
1973	0	7	0	.000	1973	1	6	0	.143
1974	3	4	0	.429	1974	4	3	0	.571
1975	5	2	0	.714	1975	5	2	0	.714
1976	3	4	0	.429	1976	2	5	0	.286
1977	5	2	0	.714	1977	3	4	0	.429
1978	5	3	0	.625	1978	5	3	0	.625
1979	6	2	0	.750	1979	5	3	0	.625
1980	6	2	0	.750	1980	5	3	0	.625
1981	5	3	0	.625	1981	2	6	0	.250
1982	1	4	0	.200	1982	0	4	0	.000
1983	2	6	0	.250	1983	0	8	0	.000
1984	2	6	0	.250	1984	1	7	0	.125
1985	4	4	0	.500	1985	1	7	0	.125
1986	4	4	0	.500	1986	1	7	0	.125
1987	5	2	0	.714	1987	4	4	0	.500
1988	7	1	0	.875	1988	3	5	0	.375
1989	6	2	0	.750	1989	3	5	0	.375
1990	6	2	0	.750	1990	3	5	0	.375
1991	7	1	0	.875	1991	4	4	0	.500
1992	5	3	0	.625	1992	5	3	0	.625
1993	7	1	0	.875	1993	5	3	0	.625
1994	2	6	0	.250	1994	0	8	0	.000
1995	3	5	0	.375	1995	4	4	0	.500
1996	2	6	0	.250	1996	6	2	0	.750
1997	6	2	0	.750	1997	2	6	0	.250
1998	3	5	0	.375	1998	5	3	0	.625
1999	8	0	0	1.000	1999	5	3	0	.625
2000	7	1	0	.875	2000	6	2	0	.750
2001	3	5	0	.375	2001	4	4	0	.500
2002	6	2	0	.750	2002	5	3	0	.625
2003	7	1	0	.875	2003	5	3	0	.635
2004	2	6	0	.250	2004	3	5	0	.375
2005	3	5	0	.375	2005	1	7	0	.125
2006	4	4	0	.500	2006	4	4	0	.500
2007	5	3	0	.625	2007	5	3	0	.625
2008	7	1	0	.875	2008	6	2	0	.750
2009	5	3	0	.625	2009	3	5	0	.375
2010	3	5	0	.375	2010	3	5	0	.375
2011	5	3	0	.625	2011	4	4	0	.500
2012	4	4	0	.500	2012	2	6	0	.250
2013	3	5	0	.375	2013	4	4	0	.500
2014	1	7	0	.125	2014	1	7	0	.125
2015	1	7	0	.125	2015	2	6	0	.250
2016	5	3	0	.625	2016	4	4	0	.500
2017	6	2	0	.750	2017	3	5	0	.375
2018	6	2	0	.750	2018	3	5	0	.375
2019	4	4	0	.500	2019	5	3	0	.625
2020	5	3	0	.625	2020	6	2	0	.750
2021	7	2	0	.778	2021	5	3	0	.625
<b>Totals:</b>	<b>265</b>	<b>208</b>	<b>2</b>	<b>.560</b>	<b>Totals:</b>	<b>198</b>	<b>272</b>	<b>4</b>	<b>.422</b>

### ALL-TIME FRANCHISE TOTALS (REGULAR SEASON ONLY)

	W	L	T	Pct.
<b>Totals:</b>	463	480	6	.491



## MONTH-BY-MONTH WIN-LOSS RECORDS

YEAR	AUG.	SEPT.	OCT.	NOV.	DEC.	JAN.	TOTAL
1960	0-0	2-1	3-1	3-1	2-1	0-0	10-4
1961	0-0	1-1	2-2-1	4-0	3-0	0-0	10-3-1
1962	0-0	2-1	2-2	4-0	3-0	0-0	11-3
1963	0-0	2-2	3-1	1-2	0-3	0-0	6-8
1964	0-0	2-1	0-4	0-5	2-0	0-0	4-10
1965	0-0	2-1	2-2	0-4	0-3	0-0	4-10
1966	0-0	2-2	1-3	0-3	0-3	0-0	3-11
1967	0-0	1-2	3-0-1	2-1	3-1	0-0	9-4-1
1968	0-0	1-3	2-2	2-2	2-0	0-0	7-7
1969	0-0	2-1	2-2	1-2-2	1-1	0-0	6-6-2
1970	0-0	1-1	1-2-1	1-4	0-3	0-0	3-10-1
1971	0-0	0-2	1-3-1	0-4	3-0	0-0	4-9-1
1972	0-0	0-2	1-4	0-4	0-3	0-0	1-13
1973	0-0	0-3	0-4	1-3	0-3	0-0	1-13
1974	0-0	1-2	1-3	3-1	2-1	0-0	7-7
1975	0-0	2-0	3-1	2-3	3-0	0-0	10-4
1976	0-0	2-1	2-2	1-4	0-2	0-0	5-9
1977	0-0	2-0	1-4	3-1	2-1	0-0	8-6
1978	0-0	2-2	3-2	4-0	1-2	0-0	10-6
1979	0-0	4-1	2-2	4-0	1-2	0-0	11-5
1980	0-0	3-1	2-2	3-2	3-0	0-0	11-5
1981	0-0	2-2	2-2	1-4	2-1	0-0	7-9
1982	0-0	1-1	0-0	0-2	0-4	0-1	1-8
1983	0-0	0-4	0-5	1-3	1-2	0-0	2-14
1984	0-0	0-5	0-4	2-2	1-2	0-0	3-13
1985	0-0	1-3	2-2	2-2	0-4	0-0	5-11
1986	0-0	1-3	0-4	2-3	2-1	0-0	5-11
1987	0-0	1-1	3-1	2-3	3-1	0-0	9-6
1988	0-0	3-1	3-2	3-1	1-2	0-0	10-6
1989	0-0	1-2	3-2	3-1	2-2	0-0	9-7
1990	0-0	2-2	2-2	2-1	3-2	0-0	9-7
1991	0-0	3-1	4-0	2-2	2-2	0-0	11-5
1992	0-0	3-1	2-1	2-3	3-1	0-0	10-6
1993	0-0	1-3	2-1	4-0	4-0	1-0	12-4
1994	0-0	1-3	0-4	0-4	1-3	0-0	2-14
1995	0-0	2-2	1-3	2-2	2-2	0-0	7-9
1996	0-0	2-2	3-1	1-3	2-2	0-0	8-8
1997	1-0	0-3	3-1	3-2	1-2	0-0	8-8
1998	0-0	1-3	2-1	3-2	2-2	0-0	8-8
1999	0-0	3-0	3-1	3-1	3-1	1-0	13-3
2000	0-0	2-1	5-0	2-2	4-0	0-0	13-3
2001	0-0	0-2	2-2	2-2	3-2	0-1	7-9
2002	0-0	1-3	2-1	3-1	5-0	0-0	11-5
2003	0-0	3-1	3-1	3-0	3-2	0-0	12-4
2004	0-0	1-2	2-3	1-2	0-4	1-0	5-11
2005	0-0	1-2	1-4	1-2	1-3	0-1	4-12
2006	0-0	0-3	2-2	2-2	4-1	0-0	8-8
2007	0-0	2-1	3-1	1-3	4-1	0-0	10-6
2008	0-0	4-0	3-0	4-1	2-2	0-0	13-3
2009	0-0	0-3	0-3	5-0	2-2	1-0	8-8
2010	0-0	2-1	3-2	0-3	1-3	0-1	6-10
2011	0-0	2-1	2-2	2-2	2-2	1-0	9-7
2012	0-0	1-3	2-2	1-2	2-3	0-0	6-10
2013	0-0	3-1	0-3	2-2	2-3	0-0	7-9
2014	0-0	1-3	1-3	0-4	0-4	0-0	2-14
2015	0-0	1-2	0-3	1-4	1-3	0-1	3-13
2016	0-0	1-2	3-2	2-2	2-1	1-0	9-7
2017	0-0	2-1	2-2	3-1	2-3	0-0	9-7
2018	0-0	3-1	0-3	2-2	4-1	0-0	9-7
2019	0-0	2-2	2-2	2-1	3-2	0-0	9-7
2020	0-0	3-0	2-1	3-2	2-2	1-0	11-5
2021	0-0	2-1	4-1	2-2	2-1	2-0	12-5
<b>TOTALS</b>	<b>1-0</b>	<b>99-108</b>	<b>116-128-4</b>	<b>121-129-2</b>	<b>117-110</b>	<b>9-5</b>	<b>463-480-6</b>

## SITUATIONAL REGULAR SEASON WIN-LOSS RECORD

### VS. AFL TEAMS

Total: 70-66-4  
Home: 44-26-1  
Away: 26-40-3

### VS. AFC TEAMS (1970-PRESENT)

Total: 291-319-1  
Home: 170-135-0  
Away: 121-184-1

### VS. AFC SOUTH TEAMS

Total: 60-60-0  
Home: 33-27-0  
Away: 27-33-0

### VS. AFC NORTH TEAMS (2002-PRESENT)

Total: 19-22-0  
Home: 10-10-0  
Away: 9-12-0

### VS. AFC CENTRAL TEAMS (1970-2001)

Total: 100-110-0  
Home: 55-51-0  
Away: 45-59-0

### VS. AFC EAST TEAMS

Total: 56-61-0  
Home: 34-21-0  
Away: 22-40-0

### VS. AFC WEST TEAMS

Total: 56-66-1  
Home: 38-26-0  
Away: 18-40-1

### VS. NFC TEAMS (1970-PRESENT)

Total: 102-95-1  
Home: 52-47-1  
Away: 50-48-0

### VS. NFC SOUTH TEAMS

Total: 14-7-0  
Home: 7-4-0  
Away: 7-3-0

### VS. NFC NORTH TEAMS (2002-PRESENT)

Total: 13-7-0  
Home: 7-3-0  
Away: 6-4-0

### VS. NFC CENTRAL TEAMS (1970-2001)

Total: 21-18-0  
Home: 12-8-0  
Away: 9-10-0

### VS. NFC EAST TEAMS

Total: 28-31-0  
Home: 13-16-0  
Away: 15-15-0

### VS. NFC WEST TEAMS

Total: 26-32-1  
Home: 13-16-1  
Away: 13-16-0

### MONDAY NIGHT FOOTBALL

Total: 25-18-0  
Home: 15-9-0  
Away: 10-9-0

### WEEK AFTER MNF

Total: 21-22-0  
Home: 15-8-0  
Away: 6-14-0

### SUNDAY NIGHT FOOTBALL

Total: 12-11-0 (ESPN 8-6; TNT 2-2; NBC 2-3)  
Home: 8-5-0  
Away: 4-6-0

### TUESDAY FOOTBALL

Total: 1-0-0 (CBS 1-0)  
Home: 1-0-0  
Away: 0-0-0

### THURSDAY NIGHT FOOTBALL

Total: 7-10-0 (ABC 2-0; ESPN 1-1; TNT 0-1; NBC 0-2\*; NFLN 4-7\*^; FOX 1-1^; Amazon 1-1^)  
Home: 7-4-0  
Away: 0-6-0  
\*11/16/17 at Pittsburgh was broadcasted on both NBC and NFLN.  
^12/6/18 vs. Jacksonville and 11/12/20 vs. Indianapolis were broadcasted on NFLN, FOX and Amazon.

### FRIDAY FOOTBALL

Total: 0-1-0 (NFLN 0-1)  
Home: 0-1-0  
Away: 0-0-0

### SATURDAY FOOTBALL

Total: 2-2-0 (ABC 1-0, ESPN 0-2, FOX/NFLN 1-0)  
Home: 1-2-0  
Away: 1-0-0

### OVERTIME

Total: 21-22-0  
Home: 13-11-0  
Away: 8-11-0

### SEASON OPENERS

Total: 31-30-0  
Home: 15-13-0  
Away: 16-17-0

### LONDON GAMES SERIES

Total: 0-1-0  
Home: 0-0-0  
Away: 0-1-0

### DOMES

Total: 142-142-2  
Astrodome (Houston): 113-103-2  
AT&T Stadium (Dallas): 2-0-0  
Edward Jones Dome (St. Louis): 0-1-0  
Ford Field (Detroit): 2-0-0  
Georgia Dome (Atlanta): 2-1-0  
Kingdome (Seattle): 1-6-0  
Lucas Oil Stadium (closed) (Indianapolis): 2-9-0  
Mercedes-Benz Stadium (closed) (Atlanta): 1-0  
Metrodome (Minneapolis): 1-6-0  
NRG Stadium (closed) (Houston): 7-6-0  
RCA Dome (Indianapolis): 4-7-0  
Silverdome (Detroit): 2-1-0  
Superdome (New Orleans): 6-2-0  
U.S. Bank Stadium (Minnesota): 1-0

# PRIMETIME RESULTS

## FRANCHISE RECORD IN PRIMETIME GAMES

Day	Overall	Pct.	Home	Road
Monday Night	25-18	.581	15-9	10-9
Tuesday Night	1-0	1.000	1-0	0-0
Thursday Night	7-10	.412	7-4	0-6
Friday Night	0-1	.000	0-1	0-0
Saturday Night	1-2	.333	0-2	1-0
Sunday Night	12-11	.522	8-5	4-6
<b>Totals</b>	<b>46-42</b>	<b>.523</b>	<b>31-21</b>	<b>15-21</b>

## PRIMETIME GAMES BY DATE

Year	Date	Opponent	Score	W/L
1970	Mon., Dec. 7	CLEVELAND (ABC)	10-21	L
1972	Mon., Oct. 9	OAKLAND (ABC)	0-34	L
1975	Mon., Nov. 24	PITTSBURGH (ABC)	9-32	L
1976	Mon., Nov. 1	at Baltimore (ABC)	14-38	L
1978	Mon., Oct. 23	at Pittsburgh (ABC)	24-17	W
1978	Mon., Nov. 20	MIAMI (ABC)	35-30	W
1979	Mon., Nov. 5	at Miami (ABC)	9-6	W
1979	Mon., Dec. 10	PITTSBURGH (ABC)	20-17	W
1980	Mon., Sept. 15	at Cleveland (ABC)	16-7	W
1980	Mon., Nov. 10	NEW ENGLAND (ABC)	38-34	W
1980	Thur., Dec. 4	PITTSBURGH (ABC)	6-0	W
1981	Mon., Oct. 26	at Pittsburgh (ABC)	13-26	L
1981	Thur., Dec. 3	CLEVELAND (ABC)	17-13	W
1982	Mon., Dec. 13	DALLAS (ABC)	7-37	L
1988	Sun., Oct. 30	WASHINGTON (ESPN)	41-17	W
1988	Mon., Nov. 7	CLEVELAND (ABC)	24-17	W
1988	Sun., Dec. 4	PITTSBURGH (ESPN)	34-37	L
1989	Mon., Nov. 13	CINCINNATI (ABC)	26-24	W
1989	Sat., Dec. 23	CLEVELAND (ESPN)	20-24	L
1990	Sun., Sept. 16	at Pittsburgh (TNT)	9-20	L
1990	Mon., Nov. 26	BUFFALO (ABC)	27-24	W
1990	Sun., Dec. 30	PITTSBURGH (ESPN)	34-14	W
1991	Sun., Sept. 8	at Cincinnati (TNT)	30-7	W
1991	Mon., Sept. 16	KANSAS CITY (ABC)	17-7	W
1991	Sun., Nov. 17	CLEVELAND (ESPN)	28-24	W
1991	Mon., Dec. 2	PHILADELPHIA (ABC)	6-13	L
1992	Mon., Dec. 7	CHICAGO (ABC)	24-7	W
1992	Sun., Dec. 13	GREEN BAY (ESPN)	14-16	L
1992	Sun., Dec. 27	BUFFALO (ESPN)	27-3	W
1993	Sun., Sept. 5	at New Orleans (TNT)	21-33	L
1993	Mon., Oct. 11	at Buffalo (ABC)	7-35	L
1993	Sun., Nov. 28	PITTSBURGH (ESPN)	23-3	W
1994	Sun., Jan. 2	N.Y. JETS (ESPN)	24-0	W
1994	Mon., Oct. 3	at Pittsburgh (ABC)	14-30	L
1994	Thurs., Oct. 13	CLEVELAND (TNT)	8-11	L
1994	Mon., Oct. 24	at Philadelphia (ABC)	6-21	L
1994	Mon., Nov. 21	N.Y. GIANTS (ABC)	10-13	L
1995	Sun., Nov. 19	at Kansas City (ESPN)	13-20	L
1996	Sun., Oct. 6	at Cincinnati (TNT)	30-27	W*
1997	Thurs., Dec. 4	at Cincinnati (ESPN)	14-41	L
1998	Sun., Nov. 8	at Tampa Bay (ESPN)	31-22	W
1999	Sun., Nov. 7	at Miami (ESPN)	0-17	L
1999	Thurs., Dec. 9	OAKLAND (ESPN)	21-14	W
2000	Sun., Sept. 3	at Buffalo (ESPN)	13-16	L
2000	Mon., Oct. 16	JACKSONVILLE (ABC)	27-13	W
2000	Mon., Oct. 30	at Washington (ABC)	27-21	W
2000	Mon., Dec. 25	DALLAS (ABC)	31-0	W
2001	Sun., Sept. 9	MIAMI (ESPN)	23-31	L
2001	Mon., Oct. 29	at Pittsburgh (ABC)	7-34	L
2001	Mon., Nov. 12	BALTIMORE (ABC)	10-16	L
2001	Sat., Dec. 22	at Oakland (ABC)	13-10	W
2002	Mon., Dec. 16	NEW ENGLAND (ABC)	24-7	W
2003	Sun., Sept. 7	OAKLAND (ESPN)	25-20	W
2003	Mon., Dec. 1	at New York Jets (ABC)	17-24	L
2004	Mon., Oct. 11	at Green Bay (ABC)	48-27	W
2004	Mon., Dec. 13	KANSAS CITY (ABC)	38-49	L
2004	Sat., Dec. 25	DENVER (ESPN)	16-37	L
2007	Mon., Sept. 24	at New Orleans (ESPN)	31-14	W
2007	Mon., Nov. 19	at Denver (ESPN)	20-34	L
2007	Sun., Dec. 30	at Indianapolis (NBC)	16-10	W
2008	Mon., Oct. 27	INDIANAPOLIS (ESPN)	31-21	W
2009	Thurs., Sept. 10	at Pittsburgh (NBC)	10-13	L*
2009	Sun., Oct. 11	INDIANAPOLIS (NBC)	9-31	L

2009	Mon., Nov. 23	at Houston (ESPN)	20-17	W
2009	Fri., Dec. 25	SAN DIEGO (NFLN)	17-42	L
2010	Mon., Oct. 18	at Jacksonville (ESPN)	30-3	W
2010	Thurs., Dec. 9	INDIANAPOLIS (NFLN)	28-30	L
2012	Thurs., Oct. 11	PITTSBURGH (NFLN)	26-23	W
2012	Mon., Dec. 17	N.Y. JETS (ESPN)	14-10	W
2013	Thurs., Nov. 14	INDIANAPOLIS (NFLN)	27-30	L
2014	Mon., Nov. 17	PITTSBURGH (ESPN)	24-27	L
2014	Thurs., Dec. 18	at Jacksonville (NFLN)	13-21	L
2015	Thurs., Nov. 19	at Jacksonville (NFLN)	13-19	L
2016	Thurs., Oct. 27	JACKSONVILLE (NFLN)	36-22	W
2017	Mon., Oct. 16	INDIANAPOLIS (ESPN)	36-22	W
2017	Thurs., Nov. 16	at Pittsburgh (NBC/NFLN)	17-40	L
2018	Mon., Nov. 5	at Dallas (ESPN)	28-14	W
2018	Mon., Nov. 26	at Houston (ESPN)	17-34	L
2018	Thurs., Dec. 6	JACKSONVILLE (FOX/NFLN)	30-9	W
2018	Sun., Dec. 30	INDIANAPOLIS (NBC)	17-33	L
2019	Thur., Sept. 19	at Jacksonville (NFLN)	7-20	L
2020	Mon., Sept. 14	at Denver (ESPN)	16-14	W
2020	Tues., Oct. 13	BUFFALO (CBS)	42-16	W
2020	Thurs., Nov. 12	INDIANAPOLIS (FOX/NFLN)	17-34	L
2020	Sun., Dec. 27	at Green Bay (NBC)	14-40	L
2021	Mon., Oct. 18	BUFFALO (ESPN)	34-31	W
2021	Sun., Nov. 7	at L.A. Rams (NBC)	28-16	W
2021	Thu., Dec. 23	SAN FRANCISCO (NFLN)	20-17	W

## BY DAY OF WEEK

### Tuesday Night Games (1-0)

2020	Oct. 13	BUFFALO (CBS)	42-16	W
------	---------	---------------	-------	---

### Thursday Night Games (7-10)

1980	Dec. 4	PITTSBURGH (ABC)	6-0	W
1981	Dec. 3	CLEVELAND (ABC)	17-13	W
1994	Oct. 13	CLEVELAND (TNT)	8-11	L
1997	Dec. 4	at Cincinnati (ESPN)	14-41	L
1999	Dec. 9	OAKLAND (ESPN)	21-14	W
2009	Sept. 10	at Pittsburgh (NBC)	10-13	L*
2010	Dec. 9	INDIANAPOLIS (NFLN)	28-30	L
2012	Oct. 11	PITTSBURGH (NFLN)	26-23	W
2013	Nov. 14	INDIANAPOLIS (NFLN)	27-30	L
2014	Dec. 18	at Jacksonville (NFLN)	13-21	L
2015	Nov. 19	at Jacksonville (NFLN)	13-19	L
2016	Oct. 27	JACKSONVILLE (NFLN)	36-22	W
2017	Nov. 16	at Pittsburgh (NBC/NFLN)	17-40	L
2018	Dec. 6	JACKSONVILLE (FOX/NFLN)	30-9	W
2019	Sept. 19	at Jacksonville (NFLN)	7-20	L
2020	Nov. 12	INDIANAPOLIS (FOX/NFLN)	17-34	L
2021	Dec. 23	SAN FRANCISCO (NFLN)	20-17	W

### Friday Night Games (0-1)

2009	Dec. 25	SAN DIEGO (NFLN)	17-42	L
------	---------	------------------	-------	---

### Saturday Night Games (1-2)

1989	Dec. 23	CLEVELAND (ESPN)	20-24	L
2001	Dec. 22	at Oakland (ABC)	13-10	W
2004	Dec. 25	DENVER (ESPN)	16-37	L

### Sunday Night Games (12-11)

1988	Oct. 30	WASHINGTON (ESPN)	41-17	W
1988	Dec. 4	PITTSBURGH (ESPN)	34-37	L
1990	Sept. 16	at Pittsburgh (TNT)	9-20	L
1990	Dec. 30	PITTSBURGH (ESPN)	34-14	W
1991	Sept. 8	at Cincinnati (TNT)	30-7	W
1991	Nov. 17	CLEVELAND (ESPN)	28-24	W
1992	Dec. 13	GREEN BAY (ESPN)	14-16	L
1992	Dec. 27	BUFFALO (ESPN)	27-3	W
1993	Sept. 5	at New Orleans (TNT)	21-33	L
1993	Nov. 28	PITTSBURGH (ESPN)	23-3	W
1994	Jan. 2	N.Y. JETS (ESPN)	24-0	W
1995	Nov. 19	at Kansas City (ESPN)	13-20	L
1996	Oct. 6	at Cincinnati (TNT)	30-27	W*
1998	Nov. 8	at Tampa Bay (ESPN)	31-22	W
1999	Nov. 7	at Miami (ESPN)	0-17	L
2000	Sept. 3	at Buffalo (ESPN)	13-16	L
2001	Sept. 9	MIAMI (ESPN)	23-31	L
2003	Sept. 7	OAKLAND (ESPN)	25-20	W

## PRIMETIME RESULTS

2007	Dec. 30	at Indianapolis (NBC)	16-10	W	2001	Nov. 12	BALTIMORE (ABC)	10-16	L
2009	Oct. 11	INDIANAPOLIS (NBC)	9-31	L	2002	Dec. 16	NEW ENGLAND (ABC)	24-7	W
2018	Dec. 30	INDIANAPOLIS (NBC)	17-33	L	2003	Dec. 1	at New York Jets (ABC)	17-24	L
2020	Dec. 27	at Green Bay (NBC)	14-40	L	2004	Oct. 11	at Green Bay (ABC)	48-27	W
2021	Nov. 7	at L.A. Rams (NBC)	28-16	W	2004	Dec. 13	KANSAS CITY (ABC)	38-49	L
<b>Monday Night Football (25-18)</b>					2007	Sept. 24	at New Orleans (ESPN)	31-14	W
1970	Dec. 7	CLEVELAND (ABC)	10-21	L	2007	Nov. 19	at Denver (ESPN)	20-34	L
1972	Oct. 9	OAKLAND (ABC)	0-34	L	2008	Oct. 27	INDIANAPOLIS (ESPN)	31-21	W
1975	Nov. 24	PITTSBURGH (ABC)	9-32	L	2009	Nov. 23	at Houston (ESPN)	20-17	W
1976	Nov. 1	at Baltimore (ABC)	14-38	L	2010	Oct. 18	at Jacksonville (ESPN)	30-3	W
1978	Oct. 23	at Pittsburgh (ABC)	24-17	W	2012	Dec. 17	N.Y. JETS (ESPN)	14-10	W
1978	Nov. 20	MIAMI (ABC)	35-30	W	2014	Nov. 17	PITTSBURGH (ESPN)	24-27	L
1979	Nov. 5	at Miami (ABC)	9-6	W	2017	Oct. 16	INDIANAPOLIS (ESPN)	36-22	W
1979	Dec. 10	PITTSBURGH (ABC)	20-17	W	2018	Nov. 5	at Dallas (ESPN)	28-14	W
1980	Sept. 15	at Cleveland (ABC)	16-7	W	2018	Nov. 26	at Houston (ESPN)	17-34	L
1980	Nov. 10	NEW ENGLAND (ABC)	38-34	W	2020	Sept. 14	at Denver (ESPN)	16-14	W
1981	Oct. 26	at Pittsburgh (ABC)	13-26	L	2021	Oct. 18	BUFFALO (ESPN)	34-31	W
1982	Dec. 13	DALLAS (ABC)	7-37	L	* Overtime				
1988	Nov. 7	CLEVELAND (ABC)	24-17	W					
1989	Nov. 13	CINCINNATI (ABC)	26-24	W					
1990	Nov. 26	BUFFALO (ABC)	27-24	W					
1991	Sept. 16	KANSAS CITY (ABC)	17-7	W					
1991	Dec. 2	PHILADELPHIA (ABC)	6-13	L					
1992	Dec. 7	CHICAGO (ABC)	24-7	W					
1993	Oct. 11	at Buffalo (ABC)	7-35	L					
1994	Oct. 3	at Pittsburgh (ABC)	14-30	L					
1994	Oct. 24	at Philadelphia (ABC)	6-21	L					
1994	Nov. 21	N.Y. GIANTS (ABC)	10-13	L					
2000	Oct. 16	JACKSONVILLE (ABC)	27-13	W					
2000	Oct. 30	at Washington (ABC)	27-21	W					
2000	Dec. 25	DALLAS (ABC)	31-0	W					
2001	Oct. 29	at Pittsburgh (ABC)	7-34	L					



The Titans beat the Buffalo Bills on Monday Night Football on Oct. 18, 2021. Derrick Henry rushed for 143 yards and three touchdowns on 20 carries in the primetime victory.



## OVERTIME HISTORY

### OVERTIME WIN-LOSS TOTALS

**Won/Loss Record:** 24-25 (14-13 home, 10-12 road)

**Coin Toss Record:** 20-29 (13-15 home, 7-14 road)

**Record when winning coin toss:** 13-7

**Record when losing coin toss:** 11-18

*From 1960–1969, the Oilers were members of the American Football League, which did not have overtime in regular season games. The National Football League did not institute overtime in regular season games until 1974.*

*In 2010, overtime rules were amended for the postseason to a modified sudden death format, guaranteeing at least one possession for each club if the receiving team fails to score a touchdown on its first overtime possession. In 2012, the format was adopted for regular season games as well.*

### OVERTIME CAPSULES

**\*December 23, 1962 - DALLAS 20, at Houston 17:** Texans win the toss but elect to kick. Each team gets three cracks at winning the game in the first overtime before K Tommy Brooker's championship-winning 25-yard field goal at 12:06 of the second OT.

**October 30, 1977 - at CINCINNATI 13, Houston 10:** Bengals win the toss. QB Ken Anderson's 17-yard completion to WR Billy Brooks is the long play prior to K Chris Bahr's winning 22-yard field goal at 5:51 of OT.

**September 23, 1979 - HOUSTON 30, at Cincinnati 27:** Oilers win the toss. On opening series, Bengals force Cliff Parsley punt. Cincinnati drives to Oilers' 14-yard line, but K Chris Bahr misses a 32-yard field goal attempt. Houston again has to punt on its ensuing series. The Oiler defense then forces a punt by the Bengals' Pat McInally. Houston takes over on the Cincinnati 42. RB Earl Campbell's 15-yard run is the long play prior to K Toni Fritsch's winning 29-yard field goal at 14:28 of OT.

**October 28, 1979 - at HOUSTON 27, N.Y. Jets 24:** Oilers win the toss. QB Dan Pastorini's 22-yard completion to FB Rob Carpenter is the long play as Oilers drive 58 yards. K Toni Fritsch kicks the winning 35-yard field goal at 5:10 of OT.

**November 23, 1980 - at N.Y. JETS 31, Houston 28:** Jets win the toss. A personal foul on Houston's Guido Merckens on the kickoff gives New York possession at the Jets' 40-yard line. QB Richard Todd's 17-yard screen pass to RB Bobby Harper is the long play prior to K Pat Leahy's winning 38-yard field goal at 3:58 of OT.

**September 4, 1983 - GREEN BAY 41, at Houston 38:** Packers win the toss. RB Eddie Lee Ivery's 12-yard run is the long play as Packers drive 59 yards. K Jan Stenerud kicks the winning 42-yard field goal at 5:55 of OT.

**October 23, 1983 - KANSAS CITY 13, at Houston 10:** Chiefs win the toss. QB Bill Kenney's 20-yard completion to WR Stephone Paige is the long play as Chiefs drive 60 yards. K Nick Lowery kicks the winning 41-yard field goal at 7:41 of OT.

**October 30, 1983 - at CLEVELAND 25, Houston 19:** Oilers win the toss. Browns' defense forces a John James punt. Houston defense does the same to Cleveland as Jeff Gossett punts on ensuing series. Oiler QB Gifford Nielsen's pass is intercepted by Cleveland S Mike Whitwell and returned 15 yards to the Houston 20-yard line. On the next play, RB Boyce Green scores a touchdown on a 20-yard run at 6:34 of OT.

**December 2, 1984 - at HOUSTON 23, Pittsburgh 20:** Oilers win the toss. QB Warren Moon's 19-yard completion to WR Steve Bryant is the long play as Oilers drive 63 yards. K Joe Cooper kicks the winning 30-yard field goal at 5:53 of OT.

**September 28, 1986 - PITTSBURGH 22, at Houston 16:** Oilers win the toss. Steelers' defense forces a Lee Johnson punt that is returned 41 yards to the Oilers' 15-yard line by Pittsburgh's Rick Woods. Two plays later, RB Walter Abercrombie runs three yards for winning touchdown at 2:35 of OT.

**November 30, 1986 - at CLEVELAND 13, Houston 10:** Oilers win the toss but elect to kickoff (18-25 MPH winds). Oilers' defense forces a Jeff Gossett punt. QB Oliver Luck, replacing an injured Warren Moon, leads the Oilers to the Cleveland 31-yard line, but then is intercepted by CB Frank Minnifield at the Browns' 21. Again Houston's defense puts the Browns in a punting situation. Once again, Minnifield picks off a Luck pass, returning it to the Oilers' 37. FB Kevin Mack's seven-yard run and QB Bernie Kosar's seven-yard pass to WR Brian Brennan are the long plays prior to K Mark Moseley's winning 29-yard field goal at 14:44 of OT.

**\*\*January 3, 1988 - at HOUSTON 23, Seattle 20:** Seahawks win the toss. Oilers' defense forces a Ruben Rodriguez punt. QB Warren Moon's 15-yard pass to WR Drew Hill is the long play as the Oilers drive 61 yards. K Tony Zendejas kicks the winning 42-yard field goal at 8:05 of OT.

**September 4, 1988 - HOUSTON 17, at Indianapolis 14:** Colts win the toss. On the opening series, QB Gary Hogeboom completes a screen pass to RB Eric Dickerson, but Oiler LB John Grimsley forces a fumble which is recovered by LB Robert Lyles on the Colts' 42-yard line. QB Cody Carlson, subbing for injured Warren Moon, completes a 21-yard pass to WR Ernest Givins for the long play prior to K Tony Zendejas' 35-yard field goal at 3:51 of OT.

**September 24, 1989 - BUFFALO 47, at Houston 41:** Oilers win the toss. Houston takes over on its own 19-yard line and advances to the Buffalo 20 thanks to QB Warren Moon's 32-yard completion to FB Alonzo Highsmith, plus a 17-yard run by Moon and an 11-yarder by Highsmith. K Tony Zendejas attempts a 37-yard field goal, but it is wide left. The Bills assume possession on their own 20 and move 80 yards in seven plays. A 21-yard QB Jim Kelly-to-TE Pete Metzelaars pass precedes the game-winning 28-yard TD catch by WR Andre Reed at 8:42 of OT.

**\*\*December 31, 1989 - PITTSBURGH 26, at Houston 23:** Steelers win the toss. Oilers' defense forces a Harry Newsome punt as Houston takes over on its own 45-yard line. Oiler RB Lorenzo White fumbles on the first play as CB Rod Woodson recovers for the Steelers on the Houston 46. RB Merrill Hoge's 11-yard run helps Pittsburgh advance to the Oiler 33 before Gary Anderson kicks a 50-yard field goal (his 4th of the game) to win the game at 3:26 of OT.

**December 2, 1990 - at SEATTLE 13, Houston 10:** Seahawks win the toss. Oilers' defense forces a Rick Donnelly punt as Houston takes over on its own 23-yard line. Oiler WR Bernard Ford fumbles on the first play as LB David Wyman recovers for the Seahawks on the Houston 27. Seattle FB John L. Williams rushes twice for a total of three yards before Norm Johnson kicks a 42-yard field goal to win the game at 4:25 of OT.

**November 3, 1991 - at WASHINGTON 16, Houston 13:** Washington wins the toss. Oilers' defense forces a Kelly Goodburn punt as Houston takes over on its own 31-yard line. Oiler QB Warren Moon is intercepted on the second play by CB Darrell Green with Washington taking over on Houston's 33. RB Earnest Byner carries three times for a total of nine yards before Chip Lohmiller kicks a 41-yard field goal to win the game at 4:01 of OT.

**November 10, 1991 - at HOUSTON 26, Dallas 23:** Oilers win the toss. Cowboys' defense forces a Greg Montgomery punt as Dallas takes over on its own 24-yard line. The Cowboys move to the Oiler 24-yard line where they have a first down following a Houston holding penalty. Dallas RB Emmitt Smith gains seven yards but fumbles after a hit by LB Lamar Lathon, with Oiler S Bo Orlando recovering at the Houston 15. The Oilers then embark on an 11-play, 80-yard drive in which QB Warren Moon completes all seven of his passes for 70 yards. On second down, K Al Del Greco kicks a 23-yard field goal at 14:31 of OT.

**September 20, 1992 - at HOUSTON 23, Kansas City 20:** Chiefs win the toss. On the third play of OT, Kansas City WR J.J. Birden fumbles after a hit by Houston CB Kris Dishman with DT Doug Smith recovering the ball at the Chief's 23-yard line. Oiler RB Lorenzo White runs once for two yards before K Al Del Greco boots the game-winning 39-yard field goal at 1:55 of OT.

**\*\*January 3, 1993 - at BUFFALO 41, Houston 38:** Oilers win the toss. On third-and-three from Houston's 27-yard line, QB Warren Moon is intercepted by Buffalo CB Nate Odomes, who returns the ball to the Oiler 35. On the return, Houston WR Haywood Jeffries is penalized for a face mask infraction, which moves the ball to the Oilers' 20. After a pair of Kenneth Davis runs net six yards, K Steve Christie kicks a 32-yard field goal to win the game at 3:06 of OT.

**November 6, 1994 - PITTSBURGH 12, at Houston 9:** Steelers win the toss. Both teams exchange five punts before the Oilers gain possession on their 12-yard line with 4:30 left in the extra period. On the first play from scrimmage, RB Gary Brown scoots up the middle for 8 yards before being hit by CB Rod Woodson. He fumbles and the Steelers take over at the Oilers 22-yard line. Two plays later, K Gary Anderson hits from 40 yards out for the winning score at 3:36 of OT.

**October 8, 1995 - at MINNESOTA 23, Houston 17:** Vikings win the toss. The Vikings move the ball to their 38-yard line but are forced to punt. Minnesota P Mike Saxon then pins the Oilers in at their 8-yard line with a 54-yard boot. On his third carry of overtime, RB Rodney Thomas scampers 27 yards to give the Oilers a first down at their 35. QB Will Furrer, who replaced Chris Chandler after he injured his shoulder while being sacked on the Oilers' last offensive series in the fourth quarter, is intercepted on his second pass attempt by CB Dewayne Washington (25-yard return). RB Robert Smith takes his third consecutive carry of OT 20 yards for the winning score with 7:10 gone in the extra stanza.

**October 6, 1996 - HOUSTON 30, at Cincinnati 27:** Bengals win the toss. The Bengals go three-and-out and are forced to punt, giving the Oilers the ball inside their own 20-yard line. On second down at the Oilers' 16-yard line, QB Chris Chandler connects with WR Willie Davis on a 37-yard pass to move into Cincinnati territory. Six plays later, K Al Del Greco hits from 49 yards out for the winning score at 4:22 of OT.

**August 31, 1997 - at TENNESSEE 24, Oakland 21:** Oilers win the toss. Oilers go three-and-out and are forced to punt, giving the Raiders the ball at their own 33-yard

## OVERTIME HISTORY

line. The Raiders also go three-and-out and punt the ball to the Oilers. Tennessee takes over the ball at its own 35-yard line. On second-and-eight, QB Steve McNair connects with Frank Wycheck for 21 yards to the Raiders 42-yard line. Again on second down, McNair finds Wycheck, this time for 10 yards to the Raiders 32-yard line. On the next play, McNair scrambles for an 11-yard gain. RB Eddie George gains six yards before Al Del Greco hits the game-winner from 33 yards away with 8:03 left on the clock in overtime. The win is the Oilers first since relocating to Tennessee from Houston.

**September 7, 1997 - at MIAMI 16, Tennessee 13:** Dolphins win the toss. The Oilers kick to Dolphin return man Irving Spikes, who returns the kickoff 48 yards to the Oilers 45-yard line. On second down, Dan Marino hits RB Bernie Parmalee for a 16-yard gain. Again on second down, Marino connects with Fred Barnett for a 9-yard gain. On the play, Oiler DB Tomur Barnes was flagged for an unnecessary roughness penalty which moved the ball to the Oilers 11-yard line. On the next play, Olindo Mare knocks home a 29-yard field goal with 12:45 remaining in overtime.

**September 10, 2000 - at TENNESSEE 17, Kansas City 14:** Titans win the toss. The Chiefs kick to Derrick Mason, who returns the kick 28 yards to the Tennessee 29-yard line. A face mask penalty moves the ball to the 34-yard line. On third-and-eight, QB Neil O'Donnell passes to Kevin Dyson for 27 yards. A 26-yard pass to Frank Wycheck on the next play is negated by a holding penalty. Eddie George then rushes 29 yards to the Kansas City 18-yard line. On the next play, Al Del Greco kicks a 36-yard field goal with 12:02 remaining in overtime.

**October 14, 2001 - at TENNESSEE 31, Tampa Bay 28:** Buccaneers win the toss. Tennessee's defense forces a punt. Tampa Bay kicks to Joe Walker, who returns the kick eight yards to Tampa Bay's 46. Steve McNair passes to Drew Bennett for 14 yards. Eddie George rushes for one yard. McNair pass is incomplete to Kevin Dyson. George rushes up middle for minus one yard. Joe Nedney kicks a 49-yard field goal with 13:08 remaining in overtime.

**September 22, 2002 - CLEVELAND 31, at Tennessee 28:** Browns win the toss. Joe Nedney kicks ball into end zone for touchback. Jamel White rushes for six yards to Cleveland 26. Tim Couch passes to Jamel White for -1 yard to Cleveland 25. Couch passes for 10 yards to Quincy Morgan to Cleveland 35. White rushes off-tackle for 12 yards to Cleveland 47. Couch passes to Andre Davis for 31 yards to Tennessee 22. White rushes off tackle for five yards, then off left guard for two yards to Tennessee 15. Phil Dawson kicks a 33-yard field goal with 10:51 remaining in overtime.

**December 1, 2002 - TENNESSEE 32, at N.Y. Giants 29:** Giants win toss. Joe Nedney kicks off to Delvin Joyce, who returns the kickoff 38 yards to the New York 40. Kerry Collins passes to Ron Dixon for 14 yards to Tennessee 46. Tiki Barber rushes around the left side for two yards to Tennessee 44. Collins passes for 12 yards to Tennessee 32, but offensive pass interference is called on Amani Toomer, placing ball at New York 46. Collins passes incomplete to Barber. Collins sacked by Carlos Hall at New York 46. Matt Allen punts 34 yards to Tennessee 20. Steve McNair passes for 12 yards to Drew Bennett to Tennessee 32. McNair passes incomplete to Derrick Mason. McNair passes 23 yards to John Simon to New York 45. McNair passes 12 yards to Mason to New York 33. Robert Holcombe runs off right guard for 14 yards to New York 19. Holcombe rushes off left guard for minus 1 yard. Joe Nedney kicks 38-yard field goal with 10:00 remaining in overtime.

**\*\*\*January 11, 2003 - at TENNESSEE 34, Pittsburgh 31:** Titans win the toss. Jeff Reed kicks off to John Simon, who returns kickoff 21 yards to Tennessee 31. Steve McNair passes incomplete to Robert Holcombe. McNair passes for 31 yards to Justin McCareins to Pittsburgh 38. McNair passes for 22 yards to Justin McCareins to Pittsburgh 16. Holcombe rushes up the middle for three yards to Pittsburgh 13. Joe Nedney connects on 31-yard field goal, but Pittsburgh calls timeout just before ball is snapped, so play does not count. Nedney then misses 31-yard field goal wide-right, but Dewayne Washington is flagged for roughing the kicker. Nedney makes good on 26-yard field goal with 12:49 remaining in overtime.

**November 14, 2004 - CHICAGO 19, at Tennessee 17:** Bears win the toss and control the ball at their own 26-yard line. They advance to the Chicago 48 before punting to the Tennessee 9. Billy Volek, who started at quarterback for an injured Steve McNair (sternum), throws an incomplete pass and then is sacked for a four-yard loss. On third down, Volek is sacked in the end zone by Adewale Ogunleye and fumbles. The ball is recovered in the end zone by Titans right tackle Fred Miller, who is tackled in the end zone for a safety. It is the first overtime game to end in a safety since Nov. 5, 1989, when Minnesota beat the L.A. Rams, 23-21.

**December 10, 2006 - TENNESSEE 26, at Houston 20:** Titans win the toss. Kris Brown kicks off to Pacman Jones, who returns it 36 yards to Tennessee's 43. Travis Henry rushes for one yard to Tennessee 44. Vince Young passes incomplete to Drew Bennett, but Houston is penalized for defensive holding, giving Titans a first down at the Tennessee 49. Chris Brown rushes up the middle for 16 yards to Houston's 35-yard line. Chris Brown is stopped for no gain, but Tennessee is penalized for offensive holding, moving ball to Houston's 45. Chris Brown rushes for five yards to Houston's 40. Vince Young passes to Ahmard Hall for one yard to Houston's 39. On 3rd-and-14, Vince Young drops back, then scrambles up the middle 39 yards for the game-winning touchdown with 11:24 remaining in overtime.

**December 9, 2007 - SAN DIEGO 23, at Tennessee 17:** Chargers win the toss. Rob Bironas kicks off into end zone for touchback. Chargers drive to their own 47-yard line. M. Scifres punts 51 yards to Tennessee 2. LenDale White carries for 3 and 5 yards, but an incompleton on third down forces a punt. Craig Hentrich punts 57 yards to San Diego 38. After consecutive Tomlinson carries, Rivers passes for 11 yards to Antonio Gates to Tennessee 31. Tomlinson runs three yards to Tennessee 28. Rivers passes for 12 yards to Vincent Jackson to Tennessee 16. Tomlinson runs for game-winning 16-yard touchdown with 7:35 remaining in overtime.

**November 2, 2008 - at TENNESSEE 19, Green Bay 16:** Tennessee wins the toss. Mason Crosby kicks off to Chris Carr, who returns the kickoff 23 yards to the Tennessee 22. On third-and-six from the Tennessee 26, Kerry Collins passes to Chris Johnson for 16 yards. Johnson then gains 14 yards on a carry. On third-and-four from the Green Bay 38, LenDale White rushes for seven yards. After consecutive rushes by Johnson of five and three yards to the Green Bay 23, Rob Bironas kicks a game-winning 41-yard field goal on third down.

**September 9, 2009 - at PITTSBURGH 13, Tennessee 10:** Pittsburgh wins the toss. Rob Bironas kicks off to Stefan Logan, who returns the kick to the 24-yard line. The Steelers pick up first downs on an 11-yard reception by Hines Ward and a two-yard run by Mewelde Moore. On third-and-one at the Tennessee 48-yard line, quarterback Ben Roethlisberger completes an 11-yard pass to Santonio Holmes. From the Tennessee 37, Roethlisberger finds Mike Wallace for a 22-yard reception. Jeff Reed makes a 33-yard field goal to win the game with 10:28 on the clock.

**December 20, 2009 - at TENNESSEE 27, Miami 24:** Miami wins the toss. After a 23-yard kickoff return by Ted Ginn, quarterback Chad Henne finds fullback Lousaka Polite for a four-yard completion. A pass attempt on second down falls incomplete. On third-and-six from the Miami 27, Henne's pass intended for Davone Bess is intercepted by Titans safety Michael Griffin at the Miami 45. A three-yard return is followed by a 15-yard unnecessary roughness penalty on Miami receiver Greg Camarillo. After three running plays by the Titans netting minus-one yard, Rob Bironas kicks a 46-yard field goal to win the game.

**November 21, 2010 - WASHINGTON 19, at Tennessee 16:** Tennessee wins the toss. Graham Gano kicks off to Marc Mariani, who returns the ball 30 yards to the 33-yard line. After a 15-yard run by Chris Johnson, Johnson is stopped for no gain, and Rusty Smith throws two incomplete passes. Brett Kern punts to Brandon Banks, who calls for fair catch at the 13-yard line. Donovan McNabb completes a 26-yard pass to Chris Cooley. On second-and-22 from the 27, McNabb is intercepted by Alterraun Verner. However, the pass is ruled incomplete after a replay review, and an unnecessary roughness penalty on Tennessee's Jason Babin is enforced, providing a first down at the 42. A roughing the passer penalty is called on Will Witherspoon. McNabb completes a 10-yard pass to Santana Moss. On second-and-nine from the Tennessee 30, Verner is called for illegal contact. Four plays later, Gano wins the game on a 43-yard field goal with 8:17 remaining in overtime.

**September 23, 2012 - at TENNESSEE 44, Detroit 41:** Tennessee wins the coin toss in the franchise's first overtime under the modified overtime format. From the 20-yard line, Jake Locker completes a 24-yard pass to tight end Craig Stevens. On third-and-16 from the Tennessee 38-yard line, a defensive holding penalty gives the Titans another first down. Another 24-yard reception by Stevens was reversed upon replay review, but an unnecessary roughness penalty against Detroit on the same play put the ball at Detroit's 29-yard line. After receptions of 13 and seven yards by Damian Williams, Rob Bironas makes a 26-yard field goal. On Detroit's ensuing possession, Shaun Hill completes passes of 17 yards to tight end Brandon Pettigrew and 26 yards to receiver Calvin Johnson. A nine-yard run by Joique Bell resulted in a first down at the Tennessee 16-yard line. But on fourth-and-one from the seven-yard line, Hill was stuffed for a one-yard loss on a quarterback sneak.

**October 28, 2012 - INDIANAPOLIS 19, at Tennessee 13:** Indianapolis wins the toss. After a touchback on Rob Bironas' kickoff, Colts running back Donald Brown takes a handoff on six consecutive plays (first carry nullified by a Titans penalty), gaining 35 total yards. Andrew Luck then completes a 20-yard pass to wide receiver Reggie Wayne. Finally, on second-and-10 from the Tennessee 16-yard line, Luck completes a short pass to running back Vick Ballard, who dives to the front left pylon for a touchdown. A replay review upholds the ruling on the field.

**September 15, 2013 - at HOUSTON 30, Tennessee 24:** Houston wins the toss. Keshawn Martin returns Rob Bironas' kickoff to the Houston 22-yardline, followed by an 18-yard completion from Matt Schaub to tight end Garrett Graham. Arian Foster rushes for five yards and 16 yards on consecutive carries, and Ben Tate carries for 13 yards on the following play. Three plays later, Schaub finds rookie receiver DeAndre Hopkins for a 26-yard pass, setting up first-and-goal on the one-yard line. On third down, Schaub and Hopkins connect again, this time for the game-winning, three-yard touchdown pass. A replay review upholds the touchdown call.

**December 15, 2013 - ARIZONA 37, at Tennessee 34:** After the Titans score 17 points in the final four minutes of regulation to force overtime, they win the coin toss to begin overtime. On the second play from scrimmage in the extra period, Ryan Fitzpatrick completes a 33-yard pass to receiver Nate Washington. However, on the next play,

## OVERTIME HISTORY

Fitzpatrick's pass is intercepted by cornerback Antoine Cason at the Arizona 30-yard line. The Cardinals then drive 31 yards, including 22 total rushing yards by Rashard Mendenhall and a nine-yard pass from Carson Palmer to tight end Jim Dray. On third-and-12 from the 33-yard line, Jay Feely makes the game-winning, 41-yard field goal.

**November 8, 2015 – TENNESSEE 34, at New Orleans 28:** Tennessee wins the coin toss. From the 20-yard line, Marcus Mariota completes a 14-yard pass to Dorial Green-Beckham, which is followed by a 15-yard run by Antonio Andrews. Mariota connects with tight end Craig Stevens for a 24-yard gain, and then, on third-and-two from the 17-yard line, Green-Beckham records a nine-yard catch. On second-and-goal from the five-yard line, Mariota finds tight end Anthony Fasano in the end zone for the franchise's first game-winning touchdown pass in overtime.

**October 22, 2017 – TENNESSEE 12, at Cleveland 9:** The Browns win the coin toss and Cleveland goes three-and-out on their first possession. The Titans take over at their own 36-yard line and pick up a first down before punting. The Tennessee defense forces another three-and-out punctuated by a 12-yard sack of Cody Kessler by Brian Orakpo and Derrick Morgan on third-and-eight. Marcus Mariota connects with Rishard Matthews for an eight-yard gain on third-and-three setting up Ryan Succop's 47-yard game-winning field goal just after the two-minute warning.

**September 30, 2018 – at TENNESSEE 26, Philadelphia 23:** The Eagles win the coin toss and conducted a nine-play, 56-yard drive that is punctuated by a Jake Elliott 37-yard field goal, giving the visitors a 23-20 lead. The Titans answer with a 16-play, 75-yard march that features three fourth-down conversions. Marcus Mariota finds Taywan Taylor along the sideline for a 19-yard reception on fourth-and-15. Four plays later, Nick Williams draws a pass interference penalty on fourth-and-four. With less than a minute to play in the extra stanza, Mariota connects with Dion Lewis for a 17-yard pass play down to the Philadelphia 15-yard line on fourth-and-two. A Malcolm Jenkins defensive holding call gets the Titans five yards closer. On third-and-10 with 17 seconds on the clock, Mariota finds a leaping Corey Davis in the end zone for the game-winning, 10-yard touchdown strike and a Titans' 26-23 victory.

**October 18, 2020 – at TENNESSEE 42, Houston 36:** After A.J. Brown hauls in his second touchdown of the day with four seconds remaining in regulation to force overtime, the Titans win the coin toss to begin the extra session. Derrick Henry takes a swing pass from Ryan Tannehill on the second play of overtime and sprints 53 yards down the right sideline to the Houston 27-yard line. On the next snap, backup running back Jeremy McNichols scampers 17 yards up the middle setting up first-and-goal for Tennessee at the Texans' 10-yard line. Three plays later, Henry lines up behind center in the "KingCat" formation and takes the direct snap five yards off left tackle for a touchdown and a Titans' 42-36 victory.

**November 22, 2020 – TENNESSEE 30, at Baltimore 24:** The Ravens win the coin toss, but the Titans defense forces a three-and-out that includes a Harold Landry III nine-yard sack of Lamar Jackson on second-and-eight. Tennessee takes over at their own 27-yard line following a Sam Koch 46-yard punt. Ryan Tannehill connects with Corey Davis for gains of 14 yards and 11 yards sandwiched around a Derrick Henry four-yard run. Henry rumbles again for four yards before Tannehill finds A.J. Brown for an 11-yard completion with 5:29 remaining in the extra session. Henry seals the victory on the next play by carrying the ball off left tackle and cutting it back for a 29-yard touchdown run, which caps his 133-yard rushing day and gives the Titans a 30-24 road win.

**September 19, 2021 – TENNESSEE 33, at Seattle 30:** The Titans win the coin toss, but their initial offensive series stalls after gaining a first down. Brett Kern booms a 53-yard punt that is fair caught at the Seahawks' 13-yard line. After two Russell Wilson

incompletions, Ola Adeniyi drops Wilson for a 12-yard sack at the Seattle one-yard line and nearly ends the game with a safety. Chester Rogers returns the ensuing punt nine yards to Seahawks' 39-yard line. Derrick Henry carries the ball four times for 21 yards, setting up Randy Bullock's 36-yard field goal with 4:45 remaining in the extra session.

**October 3, 2021 – at N.Y. JETS 27, Tennessee 24:** The Jets win the toss. New York converts three third downs, setting up a first-and-goal at the Titans' nine-yard line. After an incompleting on first down, Zach Wilson connects on an eight-yard pass to Tevin Coleman. On third-and-goal from the Titans' one-yard line, Denico Autry chases down Wilson and drops him for a three-yard sack. The Jets settle for a 22-yard Matt Amendola field goal and a 27-24 lead. The Titans take possession at their own 25-yard line and quickly find themselves in a third-and-21 hole. A 20-yard pass from Ryan Tannehill to Chester Rogers sets up a fourth-and-one that Derrick Henry converts with a 13-yard run. Four plays later, Henry converts a fourth-and-two with a two-yard rumble to the New York 43-yard line. Tannehill then finds Rogers for a 12-yard completion and the Titans take a timeout with 36 seconds remaining in the extra session. An offside penalty on the Jets is sandwiched between two incompletions setting up a third-and-five from the Jets' 26-yard line. A Titans delay of game penalty makes it third-and-10. Tannehill can't connect with Jeremy McNichols over the middle. The Titans elect to try to tie the contest with a 49-yard field goal with 19 seconds on the clock, but Randy Bullock's attempt sails wide left and the Jets prevail 27-24.

**October 31, 2021 – TENNESSEE 34, at Indianapolis 31:** The Colts win the coin toss, but their initial offensive series amounts to a three-and-out. The Titans take over at their own 28-yard line after a 38-yard punt. The Tennessee offense quickly goes three-and-out and Brett Kern booms a 49-yard punt that lands out of bounds at the Indianapolis 15-yard line. The Colts register a first down, but on the ensuing first-and-10 Kevin Byard steps in front of a Carson Wentz pass intended for Michael Pittman and returns the interception 14 yards to the Colts' 32-yard line. An illegal block above the waist penalty on first down sets up a first-and-20 for the Titans. Following an incompleting, A.J. Brown hauls in a 13-yard pass from Ryan Tannehill and Derrick Henry rumbles for two yards to the Colts' 27-yard line. Randy Bullock nails the game-winning 44-yard field goal with 4:03 remaining in overtime to give the Titans a sweep of the season series and a commanding lead in the division.

\* AFL Championship Game

\*\* Wild Card Playoff Game

\*\*\* AFC Divisional Playoff Game

## HOTTEST/COLDEST GAMES

### SIX HOTTEST GAMES

DATE	OPPONENT	SCORE	WEATHER
9/11/83	at L.A. Raiders	6-20 (L)	96°, clear
9/9/90	at Atlanta	27-47 (L)	94°, partly cloudy
10/7/62	BUFFALO	17-14 (W)	93°, showers
9/14/65	N.Y. JETS	27-21 (W)	93°, sunny
9/15/19	INDIANAPOLIS	17-19 (L)	93°, sunny
10/6/63	at Kansas City	7-28 (L)	92°, sunny

### 14 COLDEST GAMES

DATE	OPPONENT	SCORE	WEATHER
12/18/16	at Kansas City	19-17 (W)	1°, clear (-9° wind chill)
*1/10/04	at New England	14-17 (L)	4°, clear (-10° wind chill)
12/11/77	at Cleveland	19-15 (W)	7°, clear (-7° wind chill)
12/17/89	at Cincinnati	7-61 (L)	9°, overcast (0° wind chill)
*1/19/20	at Kansas City	24-35 (L)	17°, sunny (5° wind chill)
12/8/13	at Denver	28-51 (L)	18°, clear (11° wind chill)
12/26/10	at Kansas City	14-34 (L)	19°, cloudy (10° wind chill)
12/17/00	at Cleveland	24-0 (W)	20°, snow (-10° wind chill)
12/14/80	at Green Bay	22-3 (W)	20°, clear (9° wind chill)
*1/6/80	at Pittsburgh	13-27 (L)	22°, part. cloudy (12° wind chill)
12/15/85	at Cleveland	21-28 (L)	22°, overcast (-7° wind chill)
12/18/88	at Cleveland	23-28 (L)	22°, overcast (0° wind chill)
12/16/07	at Kansas City	26-17 (W)	22°, clear (14° wind chill)
12/31/17	vs. Jacksonville	15-10 (W)	23°, clear, (16° wind chill)

\* Playoff game



## ALL-TIME OFFENSIVE YARDS AND RANKINGS

Year	Total Plays	First Downs	Rush Yards (Rank)	Net Pass Yards (Rank)	Total Yards (Rank)	Total Points
1960	930	262	1,565 (3)	3,371 (1)	4,936 (1)	379
1961	964	293	1,896 (2)	4,392 (1)	6,288 (1)	513
1962	943	266	1,742 (4)	3,229 (2)	4,971 (2)	387
1963	870	254	1,210 (7)	3,222 (1)	4,432 (4)	302
1964	942	284	1,347 (7)	3,527 (2)	4,874 (4)	310
1965	905	227	1,178 (7)	2,813 (2)	3,991 (5)	298
1966	926	246	1,515 (5)	2,897 (4)	4,412 (7)	335
1967	828	207	2,122 (1)	1,381 (9)	3,503 (8)	258
1968	905	240	1,804 (4)	2,548 (4)	4,352 (5)	303
1969	965	256	1,706 (5)	2,825 (2)	4,531 (4)	278
1970	922	232	1,556 (19)	2,506 (7)	4,062 (10)	217
1971	815	201	1,106 (26)	2,409 (6)	3,515 (22)	251
1972	817	183	1,518 (23)	1,673 (23)	3,191 (26)	164
1973	840	193	1,388 (26)	1,919 (16)	3,307 (24)	199
1974	817	200	1,361 (26)	1,977 (20)	3,338 (24)	236
1975	900	234	2,068 (12)	1,869 (23)	3,937 (19)	293
1976	878	199	1,498 (27)	2,072 (15)	3,570 (24)	222
1977	879	228	1,989 (14)	1,875 (17)	3,864 (18)	299
1978	993	276	2,476 (6)	2,338 (18)	4,814 (16)	283
1979	1,034	268	2,571 (4)	2,256 (25)	4,827 (22)	362
1980	1,063	329	2,635 (2)	3,007 (17)	5,642 (4)	295
1981	947	241	1,734 (23)	2,777 (23)	4,511 (27)	281
1982	551	138	799 (26)	1,574 (19)	2,373 (28)	136
1983	1,033	295	1,998 (18)	2,902 (23)	4,900 (24)	288
1984	969	284	1,656 (23)	3,228 (17)	4,884 (23)	240
1985	998	270	1,570 (25)	3,082 (19)	4,652 (24)	284
1986	1,089	299	1,700 (19)	3,449 (13)	5,149 (16)	274
1987	998	294	1,923 (14)	3,300 (7)	5,223 (8)	345
1988	1,010	308	2,249 (4t)	2,956 (22)	5,205 (14)	424
1989	1,028	327	1,928 (12)	3,499 (10)	5,427 (9)	365
1990	1,006	376	1,417 (24)	4,805 (1)	6,222 (1)	405
1991	1,022	353	1,366 (23)	4,621 (1)	5,987 (2)	386
1992	958	339	1,626 (18)	4,029 (1)	5,655 (3)	352
1993	1,066	330	1,792 (12)	3,866 (3)	5,658 (3)	368
1994	1,036	278	1,682 (12)	2,799 (25)	4,481 (26)	226
1995	1,046	295	1,664 (18)	3,241 (19)	4,905 (23)	348
1996	972	287	1,950 (6)	3,098 (21)	5,048 (18)	345
1997	993	288	2,414 (3)	2,505 (29)	4,919 (18)	333
1998	1,016	308	1,970 (9)	3,291 (15)	5,261 (9)	330
1999	1,011	294	1,811 (13)	3,479 (13t)	5,290 (13)	392
2000	1,036	299	2,084 (7)	3,266 (16)	5,350 (14)	346
2001	1,026	288	1,794 (12)	3,558 (8t)	5,352 (8)	336
2002	1,032	312	1,952 (11)	3,320 (20)	5,272 (17)	367
2003	1,013	310	1,623 (26)	3,878 (5)	5,501 (8)	435
2004	1,053	308	1,871 (14)	3,616 (10)	5,487 (11)	344
2005	1,022	279	1,525 (23)	3,597 (9)	5,122 (17)	299
2006	945	261	2,214 (5)	2,596 (30)	4,810 (27)	324
2007	1,037	306	2,109 (5)	2,878 (27)	4,987 (21)	301
2008	973	268	2,199 (7)	2,819 (27)	5,018 (21)	375
2009	990	288	2,592 (2)	3,031 (23)	5,623 (12)	354
2010	907	252	1,727 (17)	3,107 (25)	4,834 (27)	356
2011	984	281	1,438 (31)	3,923 (12)	5,361 (17)	325
2012	957	260	1,687 (21)	3,323 (22)	5,010 (26)	330
2013	1,032	311	1,894 (14)	3,496 (21)	5,390 (22)	362
2014	919	258	1,447 (26)	3,412 (22)	4,859 (29)	254
2015	976	298	1,485 (25)	3,503 (25t)	4,988 (30)	299
2016	1,008	322	2,187 (3)	3,541 (25)	5,728 (11)	381
2017	974	290	1,833 (15)	3,191 (23)	5,024 (23)	334
2018	938	289	2,023 (7)	2,975 (29)	4,998 (25)	310
2019	949	317	2,223 (3)	3,582 (21)	5,805 (12)	402
2020	1,031	381	2,690 (2)	3,653 (23)	6,343 (2t)	491
2021	1,133	362	2,404 (5)	3,418 (24)	5,822 (17)	419



**ALL-TIME DEFENSIVE YARDS AND RANKINGS**

<b>Year</b>	<b>Total Plays</b>	<b>First Downs</b>	<b>Rush Yards (Rank)</b>	<b>Net Pass Yards (Rank)</b>	<b>Total Yards (Rank)</b>	<b>Total Points</b>
1960	995	282	1,027 (2)	3,874 (8)	4,901 (6)	285
1961	899	235	1,634 (6)	2,391 (2)	4,025 (2)	242
1962	880	217	1,569 (3)	2,561 (2)	4,130 (2)	270
1963	873	256	1,710 (7)	2,606 (3)	4,316 (6)	372
1964	896	267	1,961 (7)	3,280 (6)	5,241 (8)	355
1965	946	271	2,683 (8)	2,470 (2)	5,153 (8)	429
1966	881	244	1,833 (7)	3,162 (8)	4,995 (9)	396
1967	910	233	1,637 (7)	2,418 (3)	4,055 (4)	199
1968	854	198	1,704 (4)	1,671 (1)	3,375 (1)	248
1969	833	183	1,556 (5)	2,217 (2)	3,773 (2)	279
1970	840	227	1,793 (17)	2,605 (24)	4,398 (25)	352
1971	880	237	1,723 (11)	2,072 (10)	3,795 (9)	330
1972	894	263	2,591 (25)	2,143 (11)	4,734 (23)	380
1973	929	274	2,410 (23)	2,237 (20)	4,647 (24)	447
1974	919	268	2,050 (19)	2,375 (20)	4,425 (22)	282
1975	952	264	1,680 (3)	2,457 (17)	4,137 (11)	226
1976	935	226	2,072 (16)	1,915 (8)	3,987 (10)	273
1977	933	247	1,815 (10)	2,142 (20)	3,957 (14)	230
1978	1,021	292	2,072 (9)	2,842 (24)	4,914 (17t)	298
1979	1,038	304	2,225 (17)	2,765 (14)	4,990 (13)	331
1980	932	259	1,811 (8)	2,801 (4)	4,612 (5)	251
1981	1,084	325	2,411 (24)	3,315 (17)	5,726 (24)	355
1982	613	187	1,225 (23)	2,213 (25)	3,438 (28)	245
1983	1,031	332	2,787 (28)	2,845 (4)	5,632 (22)	460
1984	1,075	345	2,789 (28)	3,179 (11)	5,968 (27)	437
1985	1,091	356	2,814 (28)	3,341 (18)	6,155 (27)	412
1986	1,054	285	2,035 (20)	2,999 (8)	5,034 (13)	329
1987	976	287	1,848 (17)	3,145 (17)	4,993 (17)	349
1988	985	304	1,592 (4)	3,266 (13)	4,858 (8)	365
1989	940	314	1,669 (9)	3,542 (17)	5,211 (13)	412
1990	890	279	1,575 (8)	3,060 (14)	4,635 (11)	307
1991	984	280	1,540 (6)	3,208 (14)	4,748 (9)	251
1992	907	254	1,634 (9)	2,577 (3)	4,211 (3)	258
1993	1,003	289	1,273 (1)	3,601 (23)	4,874 (14)	238
1994	971	275	2,120 (28)	2,795 (2)	4,915 (9)	352
1995	983	267	1,526 (8)	3,125 (3)	4,651 (5)	324
1996	956	271	1,385 (2)	3,225 (13)	4,610 (6)	319
1997	992	292	1,573 (4)	3,658 (27)	5,231 (22)	310
1998	955	279	1,610 (9t)	3,511 (20)	5,121 (16)	320
1999	994	300	1,550 (10)	3,695 (25)	5,245 (17)	324
2000	908	215	1,390 (3)	2,423 (1)	3,813 (1)	191
2001	996	300	1,431 (5)	4,084 (31)	5,515 (25)	388
2002	974	297	1,424 (2)	3,540 (25)	4,964 (10)	324
2003	926	275	1,295 (1)	3,606 (30)	4,901 (12)	324
2004	977	318	1,917 (18)	3,807 (26)	5,724 (27)	439
2005	960	294	1,894 (22)	3,216 (17)	5,110 (19)	421
2006	1,062	329	2,313 (30)	3,602 (27)	5,915 (32)	400
2007	978	268	1,478 (5)	3,187 (10)	4,665 (5)	297
2008	1,022	276	1,502 (6)	3,196 (9)	4,698 (7)	234
2009	1,038	323	1,711 (10t)	4,139 (31)	5,850 (28)	402
2010	1,139	356	1,851 (20)	4,032 (29)	5,883 (26)	339
2011	1,080	324	2,053 (24)	3,629 (14)	5,682 (T-18)	317
2012	1,086	358	2,035 (24)	3,964 (26)	5,999 (27)	471
2013	1,027	329	1,795 (20)	3,612 (11)	5,407 (14)	381
2014	1,099	357	2,195 (31)	3,773 (15)	5,968 (27)	438
2015	1,003	317	1,797 (18)	3,678 (7)	5,475 (12)	423
2016	1,031	324	1,413 (2)	4,307 (30)	5,720 (20)	378
2017	1,046	323	1,420 (4)	3,828 (25)	5,248 (13)	356
2018	1,001	298	1,863 (18)	3,471 (6)	5,334 (8)	303
2019	1,056	335	1,672 (12)	4,080 (24)	5,752 (21)	331
2020	1,076	391	1,933 (19)	4,439 (29)	6,372 (28)	439
2021	1,039	331	1,438 (2)	4,169 (25)	5,607 (12)	354

## 2021 ATTENDANCE

### 2021 PRESEASON

<b>Home</b>	
Chicago Bears	64,079
<b>Preseason Home Total:</b>	<b>64,079</b>

<b>Away</b>	
@ Atlanta Falcons	65,726
@ Tampa Bay Buccaneers	65,324
<b>Preseason Away Total:</b>	<b>131,050</b>

### 2021 REGULAR SEASON

<b>Home</b>	
Arizona Cardinals	67,216
Indianapolis Colts	67,914
Buffalo Bills	69,419
Kansas City Chiefs	69,484
New Orleans Saints	69,414
Houston Texans	67,395
Jacksonville Jaguars	67,808
San Francisco 49ers	69,361
Miami Dolphins	69,091
<b>Regular Season Home Total:</b>	<b>617,102</b>
<b>Regular Season Home Average:</b>	<b>68,567</b>

<b>Away</b>	
@ Seattle Seahawks	68,585
@ N.Y. Jets	70,232
@ Jacksonville Jaguars	58,282
@ Indianapolis Colts	59,175
@ L.A. Rams	71,785
@ New England Patriots	65,878
@ Pittsburgh Steelers	59,521
@ Houston Texans	66,722
<b>Regular Season Away Total:</b>	<b>520,180</b>
<b>Regular Season Away Average:</b>	<b>65,023</b>

### 2021 POSTSEASON

<b>Home</b>	
Cincinnati Bengals	69,242
<b>Postseason Home Total:</b>	<b>69,242</b>
<b>Postseason Home Average:</b>	<b>69,242</b>

**Total Attendance** (18 games) – 1,206,524 . . . . . **Average** – 67,029  
**Regular Season Total** (17 games) – 1,137,282 . . . . . **Average** – 66,899  
**Nissan Stadium Game Totals** (10 games) – 686,344 . **Average** – 68,634

### ATTENDANCE RECORDS

#### Total Combined Regular Season

1,137,282 (2021 – 17 games)  
 1,115,265 (2010 – 16 games)  
 1,098,921 (2007 – 16 games)  
 1,097,073 (2006 – 16 games)  
 1,097,039 (2000 – 16 games)  
 1,096,866 (2014 – 16 games)  
 1,092,094 (2018 – 16 games)  
 1,089,472 (2001 – 16 games)  
 1,088,061 (2008 – 16 games)  
 1,087,279 (2003 – 16 games)  
 1,086,095 (2009 – 16 games)  
 1,077,697 (2011 – 16 games)  
 1,070,701 (2012 – 16 games)  
 1,059,178 (2005 – 16 games)  
 1,057,807 (2013 – 16 games)

#### Total Home Regular Season

617,102 (2021 – 9 games)  
 553,192 (2005 – 8 games)  
 553,144 (2006–2014, 8 games per season)  
 551,210 (2004 – 8 games)  
 550,472 (2003 – 8 games)  
 550,437 (2002 – 8 games)  
 550,393 (2001 – 8 games)  
 547,524 (2000 – 8 games)  
 528,890 (1999 – 8 games)  
 525,214 (2017 – 8 games)

#### Regular Season Home Game

69,484 (vs. Kansas City, 2021)  
 69,419 (vs. Buffalo, 2021)  
 69,414 (vs. New Orleans, 2021)  
 69,363 (vs. New England, 2018)

#### Away Game

90,616 (at Dallas, 2010)  
 90,466 (at Dallas, 2018)  
 88,550 (at Washington, 2006)

#### Postseason Game

80,023 (at Buffalo, 1989)

#### Largest Nissan Stadium Attendance

69,484 (vs. Kansas City, 2021)

#### Largest Vanderbilt Stadium Attendance

41,121 (vs. Minnesota, 1998)

#### Largest Liberty Bowl Att. (Memphis)

50,677 (vs. Pittsburgh, 1997)

#### Largest Astrodome Att. (Houston)

64,934 (vs. Pittsburgh, 1992)  
 64,184 (vs. Kansas City, 1994)\*\*

#### Largest Rice Stadium Att. (Houston)

52,580 (vs. N.Y. Jets, 1965)  
 36,375 (vs. Oakland, 1967)

#### Largest Jeppesen Stadium Att. (Houston)

37,981 (vs. Dallas Texans, 1962)\*\*\*  
 37,854 (vs. San Diego, 1961)

\*AFC Wild Card Game  
 \*\*AFC Divisional Playoff  
 \*\*\*AFL Championship Game



## ALL-TIME REGULAR SEASON ATTENDANCE TOTALS

YEARLY TOTALS				HOME TOTALS				AWAY TOTALS			
Year	Attendance	Games	Average	Year	Attendance	Games	Average	Year	Attendance	Games	Average
1960	272,940	14	19,496	1960	140,136	7	20,019	1960	132,804	7	18,972
1961	316,379	14	22,599	1961	195,024	7	27,861	1961	121,355	7	17,336
1962	295,108	14	21,079	1962	200,285	7	28,612	1962	94,823	7	13,546
1963	337,235	14	24,088	1963	163,372	7	23,339	1963	173,863	7	24,838
1964	327,284	14	23,377	1964	141,777	7	20,254	1964	185,507	7	26,501
1965	450,249	14	32,161	1965	240,857	7	34,408	1965	209,392	7	29,913
1966	411,555	14	29,397	1966	177,896	7	25,414	1966	233,659	7	33,380
1967	447,385	14	31,956	1967	185,129	7	26,447	1967	262,256	7	37,465
1968	569,255	14	40,661	1968	283,383	7	40,483	1968	285,872	7	40,839
1969	599,862	14	42,847	1969	309,420	7	44,203	1969	290,442	7	41,492
1970	659,432	14	47,102	1970	294,425	7	42,061	1970	365,007	7	52,144
1971	658,611	14	47,044	1971	289,954	7	41,422	1971	368,657	7	52,665
1972	684,790	14	48,914	1972	285,851	7	40,836	1972	398,939	7	56,991
1973	593,244	14	42,375	1973	219,386	7	31,341	1973	373,858	7	53,408
1974	614,609	14	43,901	1974	237,403	7	33,915	1974	377,206	7	53,887
1975	718,775	14	51,341	1975	336,458	7	48,065	1975	382,317	7	54,617
1976	713,217	14	50,944	1976	331,895	7	47,414	1976	381,322	7	54,475
1977	721,334	14	51,524	1977	345,820	7	49,403	1977	375,514	7	53,645
1978	872,727	16	54,545	1978	411,652	8	51,457	1978	461,075	8	57,634
1979	855,514	16	53,470	1979	396,580	8	49,573	1979	458,934	8	57,367
1980	898,625	16	56,164	1980	398,699	8	49,837	1980	499,926	8	62,491
1981	845,112	16	52,280	1981	355,259	8	44,407	1981	489,853	8	61,232
1982	402,513	9	44,724	1982	200,340	5	40,068	1982	202,173	4	50,543
1983	707,215	16	44,201	1983	321,440	8	40,180	1983	385,775	8	48,222
1984	707,644	16	44,228	1984	323,533	8	40,442	1984	384,111	8	48,014
1985	734,041	16	45,878	1985	329,445	8	41,181	1985	404,596	8	50,575
1986	693,294	16	43,331	1986	303,786	8	37,973	1986	389,508	8	48,689
1987	685,703	15	45,714	1987	259,875	7	37,125	1987	425,828	8	53,229
1988	845,396	16	52,838	1988	365,981	8	45,748	1988	479,415	8	59,927
1989	889,424	16	55,589	1989	451,027	8	56,378	1989	438,397	8	54,800
1990	917,819	16	57,364	1990	449,275	8	56,159	1990	468,544	8	58,568
1991	921,346	16	57,584	1991	482,726	8	60,341	1991	438,620	8	54,828
1992	965,366	16	60,335	1992	479,428	8	59,928	1992	485,938	8	60,743
1993	944,071	16	59,004	1993	452,522	8	56,565	1993	491,549	8	61,444
1994	822,738	16	51,421	1994	353,514	8	44,189	1994	469,224	8	58,653
1995	764,253	16	47,766	1995	288,860	8	36,108	1995	475,393	8	59,424
1996	604,633	16	37,790	1996	254,600	8	31,825	1996	350,033	8	43,754
1997	683,765	16	42,735	1997	224,757	8	28,095	1997	459,008	8	57,376
1998	791,806	16	49,487	1998	299,555	8	37,444	1998	492,251	8	61,531
1999	1,017,727	16	63,608	1999	528,890	8	66,111	1999	488,837	8	61,105
2000	1,097,039	16	68,565	2000	547,524	8	68,441	2000	549,515	8	68,689
2001	1,089,472	16	68,092	2001	550,393	8	68,799	2001	539,079	8	67,385
2002	1,050,989	16	65,687	2002	550,437	8	68,805	2002	500,552	8	62,569
2003	1,087,279	16	67,955	2003	550,472	8	68,809	2003	536,807	8	67,101
2004	1,051,730	16	65,733	2004	551,210	8	68,901	2004	500,520	8	62,565
2005	1,059,178	16	66,199	2005	553,192	8	69,149	2005	505,986	8	63,248
2006	1,097,073	16	68,567	2006	553,144	8	69,143	2006	543,929	8	67,991
2007	1,098,921	16	68,683	2007	553,144	8	69,143	2007	545,777	8	68,222
2008	1,088,061	16	68,004	2008	553,144	8	69,143	2008	534,917	8	66,865
2009	1,086,095	16	67,881	2009	553,144	8	69,143	2009	532,951	8	66,619
2010	1,115,265	16	69,704	2010	553,144	8	69,143	2010	562,121	8	70,265
2011	1,077,697	16	67,356	2011	553,144	8	69,143	2011	524,553	8	65,569
2012	1,070,701	16	66,919	2012	553,144	8	69,143	2012	517,557	8	64,695
2013	1,057,807	16	66,113	2013	553,144	8	69,143	2013	504,663	8	63,083
2014	1,096,866	16	68,554	2014	553,144	8	69,143	2014	543,722	8	67,965
2015	1,045,359	16	65,335	2015	498,435	8	62,304	2015	546,924	8	68,366
2016	1,016,507	16	63,532	2016	517,273	8	63,532	2016	499,234	8	62,404
2017	1,040,119	16	65,007	2017	525,214	8	65,652	2017	514,905	8	64,363
2018	1,092,094	16	68,256	2018	516,161	8	64,520	2018	575,933	8	71,992
2019	1,047,496	16	65,469	2019	516,074	8	64,509	2019	531,422	8	66,428
2020	135,103	16	8,444	2020	84,527	8	10,566	2020	50,576	8	6,322
2021	1,137,282	17	66,899	2021	617,102	9	68,567	2021	520,180	8	65,023
<b>Totals</b>	<b>49,800,129</b>	<b>949</b>	<b>52,476</b>	<b>Totals</b>	<b>23,966,525</b>	<b>475</b>	<b>50,456</b>	<b>Totals</b>	<b>25,833,604</b>	<b>474</b>	<b>54,501</b>





TENNESSEE TITANS  
**PLAYOFF HISTORY  
AND RECORDS**



## FRANCHISE PLAYOFF GAME HISTORY

SEASON/DATE	DAY	ROUND	OPPONENT	SITE	RESULT	SCORE	
						TITANS	OPP.
<b>1960 (10-4 regular season, 6-1 home, 4-3 road, First Place AFL East, Head Coach -- Lou Rymkus)</b>							
01/01/61	Sunday	AFL Championship	LA CHARGERS	Houston (Jeppesen Stadium)	W	24	16
<b>1961 (10-3-1 regular season, 6-1 home, 4-2-1 road, First Place AFL East, Head Coaches -- 5 games Lou Rymkus, 9 games Wally Lemm)</b>							
12/24/61	Sunday	AFL Championship	at San Diego	San Diego (Balboa Stadium)	W	10	3
<b>1962 (11-3 regular season, 6-1 home, 4-2 road, First Place AFL East, Head Coach -- Frank "Pop" Ivy)</b>							
12/23/62	Sunday	AFL Championship	DALLAS TEXANS	Houston (Jeppesen Stadium)	L (2 OT)	17	20
<b>1967 (9-4-1 regular season, 5-2 home, 4-2-1 road, First Place AFL East, Head Coach -- Wally Lemm)</b>							
12/31/67	Sunday	AFL Championship	at Oakland	Oakland (Alameda County Coliseum)	L	7	40
<b>1969 (6-6-2 regular season, 4-2-1 home, 2-4-1 road, Second Place AFL East, Head Coach -- Wally Lemm)</b>							
12/21/69	Sunday	AFL Divisional	at Oakland	Oakland (Alameda County Coliseum)	L	7	56
<b>1978 (10-6 regular season, 5-3 home, 5-3 road, Second Place AFC Central, Head Coach -- O.A. "Bum" Phillips)</b>							
12/24/78	Sunday	Wild Card	at Miami	Miami (Orange Bowl)	W	17	9
12/31/78	Sunday	Divisional	at New England	New England (Schaefer Stadium)	W	31	14
01/07/79	Sunday	Conference	at Pittsburgh	Pittsburgh (Three Rivers Stadium)	L	5	34
<b>1979 (11-5 regular season, 6-2 home, 5-3 road, Second Place AFC Central, Head Coach -- O.A. "Bum" Phillips)</b>							
12/23/79	Sunday	Wild Card	DENVER	Houston (Astrodome)	W	13	7
12/29/79	Saturday	Divisional	at San Diego	San Diego (San Diego Stadium)	W	17	14
01/06/80	Sunday	Conference	at Pittsburgh	Pittsburgh (Three Rivers Stadium)	L	13	27
<b>1980 (11-5 regular season, 6-2 home, 5-3 road, Tied First Place AFC Central, Head Coach -- O.A. "Bum" Phillips)</b>							
12/28/80	Sunday	Wild Card	at Oakland	Oakland (Alameda County Coliseum)	L	7	27
<b>1987 (9-6 regular season, 5-2 home, 4-4 road, Second Place AFC Central, Head Coach -- Jerry Glanville)</b>							
01/03/88	Sunday	Wild Card	SEATTLE	Houston (Astrodome)	W (OT)	23	20
01/10/88	Sunday	Divisional	at Denver	Denver (Mile High Stadium)	L	10	34
<b>1988 (10-6 regular season, 7-1 home, 3-5 road, Tied Second Place AFC Central, Head Coach -- Jerry Glanville)</b>							
12/24/88	Saturday	Wild Card	at Cleveland	Cleveland (Cleveland Stadium)	W	24	23
01/01/89	Sunday	Divisional	at Buffalo	Buffalo (Rich Stadium)	L	10	17
<b>1989 (9-7 regular season, 6-2 home, 3-5 road, Tied Second Place AFC Central, Head Coach -- Jerry Glanville)</b>							
12/31/89	Sunday	Wild Card	PITTSBURGH	Houston (Astrodome)	L (OT)	23	26
<b>1990 (9-7 regular season, 6-2 home, 3-5 road, Tied First Place AFC Central, Head Coach -- Jack Pardee)</b>							
01/06/91	Sunday	Wild Card	at Cincinnati	Cincinnati (Riverfront Stadium)	L	14	41
<b>1991 (11-5 regular season, 7-1 home, 4-4 road, First Place AFC Central, Head Coach -- Jack Pardee)</b>							
12/29/91	Sunday	Wild Card	NY JETS	Houston (Astrodome)	W	17	10
01/04/92	Saturday	Divisional	at Denver	Denver (Mile High Stadium)	L	24	26
<b>1992 (10-6 regular season, 5-3 home, 5-3 road, Second Place AFC Central, Head Coach -- Jack Pardee)</b>							
01/03/93	Sunday	Wild Card	at Buffalo	Buffalo (Rich Stadium)	L (OT)	38	41
<b>1993 (12-4 regular season, 7-1 home, 5-3 road, First Place AFC Central, Head Coach -- Jack Pardee)</b>							
01/16/94	Sunday	Divisional	KANSAS CITY	Houston (Astrodome)	L	20	28
<b>1999 (13-3 regular season, 8-0 home, 5-3 road, Second Place AFC Central, Head Coach -- Jeff Fisher)</b>							
01/08/00	Saturday	Wild Card	BUFFALO	Tennessee (LP Field)	W	22	16
01/16/00	Sunday	Divisional	at Indianapolis	Indianapolis (RCA Dome)	W	19	16
01/23/00	Sunday	Conference	at Jacksonville	Jacksonville (Alltel Stadium)	W	33	14
01/30/00	Sunday	Super Bowl XXXIV	ST. LOUIS	Atlanta (Georgia Dome)	L	16	23
<b>2000 (13-3 regular season, 7-1 home, 6-2 road, First Place AFC Central, Head Coach -- Jeff Fisher)</b>							
01/07/01	Sunday	Divisional	BALTIMORE	Tennessee (LP Field)	L	10	24
<b>2002 (11-5 regular season, 6-2 home, 5-3 road, First Place AFC South, Head Coach -- Jeff Fisher)</b>							
01/11/03	Saturday	Divisional	PITTSBURGH	Tennessee (LP Field)	W (OT)	34	31
01/19/03	Sunday	Conference	at Oakland	Oakland (Network Associates Coliseum)	L	24	41
<b>2003 (12-4 regular season, 7-1 home, 5-3 road, Second Place AFC South, Head Coach -- Jeff Fisher)</b>							
01/03/04	Saturday	Wild Card	at Baltimore	Baltimore (M&T Bank Stadium)	W	20	17
01/10/04	Saturday	Divisional	at New England	New England (Gillette Stadium)	L	14	17
<b>2007 (10-6 regular season, 5-3 home, 5-3 road, Third Place AFC South, Head Coach -- Jeff Fisher)</b>							
01/06/08	Sunday	Wild Card	at San Diego	San Diego (Qualcomm Stadium)	L	6	17
<b>2008 (13-3 regular season, 7-1 home, 6-2 road, First Place AFC South, Head Coach -- Jeff Fisher)</b>							
01/10/09	Saturday	Divisional	BALTIMORE	Tennessee (LP Field)	L	10	13
<b>2017 (9-7 regular season, 6-2 home, 3-5 road, Second Place AFC South, Head Coach -- Mike Mularkey)</b>							
01/06/18	Saturday	Wild Card	at Kansas City	Kansas City (Arrowhead Stadium)	W	22	21
01/13/18	Saturday	Divisional	at New England	New England (Gillette Stadium)	L	14	35
<b>2019 (9-7 regular season, 4-4 home, 5-3 road, Second Place AFC South, Head Coach -- Mike Vrabel)</b>							
01/04/20	Saturday	Wild Card	at New England	New England (Gillette Stadium)	W	20	13
01/11/20	Saturday	Divisional	at Baltimore	Baltimore (M&T Bank Stadium)	W	28	12
01/19/20	Sunday	Conference	at Kansas City	Kansas City (Arrowhead Stadium)	L	24	35
<b>2020 (11-5 regular season, 5-3 home, 6-2 road, First Place AFC South, Head Coach -- Mike Vrabel)</b>							
01/10/21	Sunday	Wild Card	BALTIMORE	Tennessee (Nissan Stadium)	L	13	20
<b>2021 (12-5 regular season, 7-2 home, 5-3 road, First Place AFC South, Head Coach -- Mike Vrabel)</b>							
01/22/22	Saturday	Divisional	CINCINNATI	Tennessee (Nissan Stadium)	L	16	19

**All-Time Playoff Record:** 17-23 (6-7 home, 11-15 road, 0-1 neutral site)

## ALL-TIME PLAYOFF LEADERS

### CAREER RUSHING YARDS

Player	Games	Att	Yds	Avg	TD
1. Eddie George	9	206	776	3.8	5
2. Derrick Henry	7	156	732	4.7	4
3. Earl Campbell	6	135	420	3.1	4
4. Steve McNair	9	54	349	6.5	6
5. Lorenzo White	7	76	264	3.5	1
6. Allen Pinkett	6	47	219	4.7	1
7. Tim Wilson	7	54	174	3.2	0
8. Alonzo Highsmith	5	26	149	5.7	0
9. Mike Rozier	4	48	147	3.1	2
10. Billy Cannon	3	44	135	3.1	0
Rob Carpenter	4	39	135	3.5	0

### CAREER RECEPTIONS

Player	Games	No	Yds	Avg	TD
1. Ernest Givins	10	60	774	12.9	8
2. Haywood Jeffires	8	41	513	12.5	3
3. Drew Hill	8	38	513	13.5	1
4. Frank Wycheck	9	37	313	8.5	1
5. Curtis Duncan	9	34	274	8.1	2
6. Derrick Mason	9	29	312	10.8	1
7. Tim Wilson	7	24	202	8.4	1
8. Eddie George	9	23	149	6.5	0
9. Mike Barber	7	16	329	20.6	2
A.J. Brown	5	16	289	18.1	2
10. Rob Carpenter	4	15	98	6.5	0
Corey Davis	6	15	166	11.1	3

### CAREER PASSING YARDS

Player	Games	Att	Cmp	Pct	Yds	TD	Int	Rate
1. Warren Moon	9	351	230	65.5	2,578	15	12	87.3
2. Steve McNair	9	282	166	58.9	1,591	6	9	68.4
3. Dan Pastorini	5	116	71	61.2	954	4	8	70.1
4. Ryan Tannehill	5	110	69	62.7	754	7	5	85.2
5. George Blanda	3	117	57	48.7	722	5	10	47.0
6. Marcus Mariota	5	69	42	60.9	463	4	1	94.1
7. Pete Beathard	2	81	33	40.7	351	2	4	41.7
8. Kerry Collins	1	42	26	61.9	281	0	1	71.6
9. Ken Stabler	1	26	15	57.7	243	0	2	57.1
10. Cody Carlson	2	33	16	48.5	165	2	1	70.9
11. Vince Young	1	29	16	55.2	138	0	1	53.5
12. Gifford Nielsen	4	24	13	54.2	129	1	2	48.8

### CAREER SCORING

Player	Games	TD	PAT	FG	Total
1. Al Del Greco	9	0	21	14	63
2. Ernest Givins	10	8	0	0	48
3. Steve McNair	9	6	0	0	36
Tony Zendejas	5	0	9	9	36
5. Toni Fritsch	7	0	11	8	35
6. Eddie George	5	5	0	0	30
7. Earl Campbell	4	4	0	0	24
Derrick Henry	7	4	0	0	24
8. Haywood Jeffires	8	3	0	0	18
Corey Davis	6	3	0	0	18
10. George Blanda	3	0	6	3	15
Joe Nedney	2	0	6	3	15

### CAREER FIELD GOALS

Player	Games	Made	Att	Pct	Lg
1. Al Del Greco	9	14	22	63.6	53
2. Tony Zendejas	5	9	14	64.3	49
3. Toni Fritsch	7	8	10	80.0	35
4. Rob Bironas	2	3	5	60.0	44
George Blanda	3	3	6	50.0	46
Joe Nedney	2	3	4	75.0	42
7. Gary Anderson	2	2	3	66.7	46
Stephen Gostkowski	1	2	2	100.0	45

### CAREER PUNTING AVERAGE

Player	Games	Punt	Yds	Avg	TB	In20	Lg
1. Brett Kern	7	34	1,570	46.2	4	17	63
2. Greg Montgomery	8	27	1,149	42.6	3	4	59
3. Ode Burrell	1	11	455	41.4	-	-	57
4. Craig Hentrich	11	51	2,090	41.0	4	17	66
5. Cliff Parsley	7	40	1,607	40.2	-	-	56
6. Jeff Gossett	2	6	239	39.8	0	1	57
7. Jim Norton	4	18	707	39.3	-	-	53
8. Charlie Milstead	1	5	170	34.0	-	-	43

### CAREER KICKOFF RETURN YARDS

Player	Games	No	Yds	Avg	TD
1. Derrick Mason	9	17	492	28.9	1
2. Bobby Jancik	2	9	239	26.6	0
3. Allen Pinkett	8	13	221	17.0	0
4. John Simon	2	9	201	22.3	0
5. Justin McCareins	4	8	148	18.5	0
6. Adoree' Jackson	6	6	126	21.0	0
7. Johnnie Dirden	2	5	109	21.8	0
8. Lorenzo White	7	7	108	15.4	0
9. Robert Woods	3	5	104	20.8	0
10. Ode Burrell	2	4	89	22.3	0
11. Zeke Moore	1	3	87	29.0	0

### CAREER INTERCEPTIONS

Player	Games	No	Yds	Avg	TD
1. Vernon Perry	4	6	75	12.5	1
2. Gregg Bingham	5	3	38	12.7	0
Bubba McDowell	6	3	90	30.0	1
Mike Reinfeldt	5	3	35	11.7	0
5. Richard Johnson	4	2	25	12.5	0
Samari Rolle	9	2	17	8.5	0
Greg Stemmick	5	2	0	0.0	0
8. (25 players tied with one interception including Kevin Byard and Amani Hooker)					

### CAREER SACKS (SINCE 1970)

Player	No
1. Elvin Bethea	5.0
Andy Dorris	5.0
3. Harold Landry III	4.5
4. Jason Fisk	3.5
5. William Fuller	3.0
Jevon Kearse	3.0
Jeffery Simmons	3.0

### CAREER TACKLES (SINCE 1974)

Player	No
1. Al Smith	55
2. Keith Bulluck	48
3. Gregg Bingham	45
4. Kevin Byard	44
5. John Grimsley	41

## INDIVIDUAL PLAYOFF RECORDS: SERVICE

### Most Games, Head Coach

11	Jeff Fisher, 1999-08
7	O.A. "Bum" Phillips, 1978-80
5	Jerry Glanville, 1987-89
5	Jack Pardee, 1990-93
5	<b>Mike Vrabel, 2018-21</b>

### Most Games Won, Head Coach

5	Jeff Fisher, 1999-08
4	O.A. "Bum" Phillips, 1978-80
2	Jerry Glanville, 1987-89

2	<b>Mike Vrabel, 2019</b>
---	--------------------------

### Most Games Lost, Head Coach

6	Jeff Fisher, 1999-08
4	Jack Pardee, 1990-93
3	Jerry Glanville, 1987-89
3	O.A. "Bum" Phillips, 1978-80
3	<b>Mike Vrabel, 2018-21</b>

## INDIVIDUAL PLAYOFF RECORDS: SCORING

### POINTS

#### Most Points, Career

63	Al Del Greco, (21 PAT, 14 FG)
48	Ernest Givins, (8 TD)
36	Steve McNair, (6 TD)
35	Toni Fritsch, (11 PAT, 8 FG)
33	Tony Zendejas, (9 PAT, 8 FG)

#### Most Points, Game

13	Al Del Greco, @ Indianapolis, 1/16/00
12	Mike Barber, @ New England, 12/31/78
12	Allen Pinkett, @ Cleveland, 12/24/88
12	Ernest Givins, vs. Pittsburgh, 12/31/89
12	Ernest Givins, @ Cincinnati, 1/6/91
12	Ernest Givins, vs. NY Jets, 12/29/91
12	Haywood Jeffires, @ Buffalo, 1/3/93
12	Steve McNair, @ Jacksonville, 1/23/00
12	Steve McNair, @ Oakland, 1/19/03
12	Corey Davis, @ New England, 1/13/18

#### Most Points, Opponent, Game

18	Andre Reed, @ Buffalo, 1/3/93
16	George Blanda, @ Oakland, 12/31/67
14	Gary Anderson, vs. Pittsburgh, 12/31/89
13	Evan McPherson, vs. Cincinnati 1/22/22
12	James White, @ New England, 1/13/18
12	Tyreek Hill, @ Kansas City, 1/19/20

### TOTAL TOUCHDOWNS

#### Most Touchdowns, Career

8	Ernest Givins, (8 receiving)
6	Steve McNair, (6 rushing)
5	Eddie George, (5 rushing)
4	Earl Campbell, (4 rushing)
4	<b>Derrick Henry, (4 rushing)</b>
3	Haywood Jeffires, (3 receiving)
3	Corey Davis, (3 receiving)

#### Most Touchdowns, Game

2	Mike Barber, @ New England, 12/31/78
2	Allen Pinkett, @ Cleveland, 12/24/88

2	Ernest Givins, vs. Pittsburgh, 12/31/89
2	Ernest Givins, @ Cincinnati, 1/6/91
2	Ernest Givins, vs. NY Jets, 12/29/93
2	Haywood Jeffires, @ Buffalo, 1/3/93
2	Steve McNair, @ Jacksonville, 1/23/00
2	Eddie George, vs. St. Louis, 1/30/00
2	Steve McNair, @ Oakland, 1/19/03
2	Corey Davis, @ New England, 1/13/18

#### Most Touchdowns, Opponent, Game

3	Andre Reed, @ Buffalo, 1/3/91
---	-------------------------------

#### Most Consecutive Games Scoring Touchdown

3	Ernest Givins, 1989-91
3	Eddie George, 1999-02
2	7 times, last by A.J. Brown, 2020-21

### POINTS AFTER TOUCHDOWN

#### Most Attempts, Career

21	Al Del Greco, 1991-93, 99-00
11	Toni Fritsch, 1979-80
9	Tony Zendejas, 1987-89
9	Greg Joseph, 2019

#### Most Attempts, Game

5	Al Del Greco, @ Buffalo, 1/3/93
4	Toni Fritsch, @ New England, 12/31/78
4	Al Del Greco, @ Jacksonville, 1/23/00
4	Joe Nedney, vs. Pittsburgh, 1/11/03
4	Greg Joseph, @ Baltimore 1/11/20

#### Most Made, Career

21	Al Del Greco, 1991-93, 99-00
11	Toni Fritsch, 1978-80
9	Tony Zendejas, 1987-89
9	Greg Joseph, 2019

#### Most Made, Game

5	Al Del Greco, @ Buffalo, 1/3/93
4	Al Del Greco, @ Indianapolis, 1/16/00
4	Toni Fritsch, @ New England, 12/31/78
4	Al Del Greco, @ Jacksonville, 1/23/00
4	Joe Nedney, vs. Pittsburgh, 1/11/03
4	Greg Joseph, @ Baltimore 1/11/20

#### Most Made, Opponent, Game

8	George Blanda, @ Oakland, 12/21/69
5	Jim Breech, @ Cincinnati, 1/6/91
5	Steve Christie, @ Buffalo, 1/3/93
5	Sebastian Janikowski, @ Oakland, 1/19/03
5	Harrison Butker, @ Kansas City, 1/19/20

#### Most Made, No Misses, Career

21	Al Del Greco, 1991-93, 99-00
11	Toni Fritsch, 1978-80
9	Tony Zendejas, 1987-89
9	Greg Joseph, 2019

### FIELD GOALS

#### Most Attempted, Career

22	Al Del Greco, 1991-93, 99-00
14	Tony Zendejas, 1987-89
9	Toni Fritsch, 1978-80

#### Most Attempted, Game

5	Tony Zendejas, vs. Seattle, 1/3/89
4	Al Del Greco, @ Indianapolis, 1/16/00
4	Al Del Greco, vs. Baltimore, 1/7/01
4	Tony Zendejas, vs. Pittsburgh, 12/31/88
4	Jeff Reed, vs. Pittsburgh, 1/11/03

#### Most Attempted, Opponent, Game

4	Jeff Wilkins, vs. St. Louis, 1/30/00
4	Roy Gerela, @ Pittsburgh, 1/7/79
4	Gary Anderson, vs. Pittsburgh, 12/31/89
4	Evan McPherson, vs. Cincinnati 1/22/22

#### Most Made, Career

14	Al Del Greco, 1991-93, 99-00
9	Tony Zendejas, 1987-89
7	Toni Fritsch, 1978-80

#### Most Made, Game

4	Al Del Greco, @ Indianapolis, 1/16/00
3	Al Del Greco, vs. Buffalo, 1/8/00
3	Tony Zendejas, vs. Seattle, 1/3/88
3	Tony Zendejas, vs. Pittsburgh, 12/31/89

#### Most Made, Opponent, Game

4	Roy Gerela, @ Pittsburgh, 1/7/79
---	----------------------------------

## INDIVIDUAL PLAYOFF RECORDS: SCORING

4	Evan McPherson, vs. Cincinnati 1/22/22
3	Mike Vanderjagt, @ Indianapolis, 1/16/00
3	Jeff Wilkins, vs. St. Louis, 1/30/00
3	Ben Agajanian, vs. LA Chargers, 1/1/61
3	Matt Bahr, @ Cleveland, 12/24/88
3	Jeff Reed, vs. Pittsburgh, 1/11/03

### Most Consecutive Games Made

9	Al Del Greco, 1991-93, 99-00
6	Toni Fritsch, 1978-80
5	Tony Zendejas, 1987-89

### Longest Field Goal

53	Al Del Greco, vs. NY Jets, 12/29/91
49	Al Del Greco, @ Indianapolis, 1/16/00
49	Tony Zendejas, vs. Seattle, 1/3/88
49	Tony Zendejas, @ Cleveland, 12/24/88
49	Al Del Greco, vs. Kansas City, 1/16/94
49	Ryan Succop, @ Kansas City, 1/6/18

### Highest Field Goal Percentage (5 attempts)

77.8	Toni Fritsch, 6 games (7-9)
64.3	Tony Zendejas, 5 games (9-14)
63.6	Al Del Greco, 9 games (14-22)

## SAFETIES

### Most, Career

1	Jevon Kearse, 1999
1	Ted Washington, 1979

### Most, Game

1	Jevon Kearse, vs. Buffalo, 1/8/00
1	Ted Washington, @ Pittsburgh, 1/7/79

## INDIVIDUAL PLAYOFF RECORDS: RUSHING

### RUSHING ATTEMPTS

#### Most Attempts, Career

206	Eddie George, 9 games
156	<b>Derrick Henry</b> , 7 games
135	Earl Campbell, 8 games
76	Lorenzo White, 7 games
54	Steve McNair, 9 games

#### Most Attempts, Game

34	<b>Derrick Henry</b> , @ New England, 1/4/20
30	<b>Derrick Henry</b> , @ Baltimore, 1/11/20
29	Eddie George, vs. Buffalo, 1/8/00
28	Eddie George, vs. St. Louis, 1/30/00
27	Earl Campbell, @ New England, 12/31/78
27	Earl Campbell, @ Oakland, 12/23/80
27	Eddie George, vs. Baltimore, 1/7/01
25	Eddie George, @ Baltimore, 1/3/04
23	<b>Derrick Henry</b> , @ Kansas City, 1/6/18

### RUSHING YARDS

#### Most Yards Gained, Career

776	Eddie George, 9 games
732	<b>Derrick Henry</b> , 7 games
420	Earl Campbell, 8 games
349	Steve McNair, 9 games
264	Lorenzo White, 7 games
219	Allen Pinkett, 6 games

#### Most Yards Gained, Game

195	<b>Derrick Henry</b> , @ Baltimore, 1/11/20
-----	--

182	<b>Derrick Henry</b> , @ New England, 1/4/20
162	Eddie George, @ Indianapolis, 1/16/00
156	<b>Derrick Henry</b> , @ Kansas City, 1/6/18
118	Earl Campbell, @ New England, 12/31/78
106	Eddie George, vs. Buffalo, 1/8/00

### Longest Run From Scrimmage

68t	Eddie George, @ Indianapolis, 1/16/00
66	<b>Derrick Henry</b> , @ Baltimore, 1/11/20
51	Steve McNair, @ Jacksonville, 1/23/00
45	D'Onta Foreman, vs. Cincinnati, 1/22/22
35	Earl Campbell, @ New England, 12/31/78
35	<b>Derrick Henry</b> , @ Kansas City, 1/6/18

### Highest Average Gain, Career (40 carries)

6.46	Steve McNair, 9 games (54-349)
4.69	<b>Derrick Henry</b> , 7 games (156-732)
4.66	Allen Pinkett, 6 games (47-219)
3.77	Eddie George, 9 games (206-776)
3.47	Lorenzo White, 5 games (76-264)
3.11	Earl Campbell, 8 games (135-420)

### Highest Average Gain, Game (10 carries)

6.78	<b>Derrick Henry</b> vs. Kansas City, 1/6/18 (23-156)
6.55	Chris Johnson, vs. Baltimore, 1/10/09 (11-72)
6.50	<b>Derrick Henry</b> , @ Baltimore, 1/11/20 (30-195)

6.23	Eddie George, @ Indianapolis, 1/16/00 (26-162)
5.35	<b>Derrick Henry</b> , @ New England, 1/4/20 (34-182)
4.37	Earl Campbell, @ New England, 12/31/78 (27-118)

## RUSHING TOUCHDOWNS

### Most Touchdowns, Career

6	Steve McNair, 9 games
5	Eddie George, 9 games
4	Earl Campbell, 8 games
4	<b>Derrick Henry</b> , 7 games
2	Mike Rozier, 4 games

### Most Touchdowns, Game

2	Eddie George, vs. St. Louis, 1/30/00
2	Steve McNair, @ Jacksonville, 1/23/00
2	Steve McNair, @ Oakland, 1/19/03
1	22 times, last by <b>Derrick Henry</b> vs. Cincinnati, 1/22/22

### Most Consecutive Games Rushing for TD's

3	Eddie George, 1999-02
2	Chris Brown, 2004
2	Steve McNair, 2002
2	Earl Campbell, 1978



## INDIVIDUAL PLAYOFF RECORDS: PASSING

### PASSER RATING

#### Passer Rating, Career (min. 100 attempts)

87.3	Warren Moon, 9 games
85.2	<b>Ryan Tannehill</b> , 5 games
72.3	Dan Pastorini, 5 games
68.4	Steve McNair, 9 games

### PASS ATTEMPTS

#### Most Passes Attempted, Career

351	Warren Moon, 9 games
282	Steve McNair, 9 games
117	George Blanda, 3 games
116	Dan Pastorini, 5 games

#### Most Passes Attempted, Game

50	Warren Moon, @ Buffalo, 1/3/93
48	Warren Moon, vs. Pittsburgh, 12/31/89
46	George Blanda, vs. Dallas Texans, 12/23/62
46	Pete Beathard, @ Oakland, 12/21/69
46	Steve McNair, vs. Baltimore, 1/7/01

### PASS COMPLETIONS

#### Most Completions, Career

230	Warren Moon, 9 games
166	Steve McNair, 9 games
71	Dan Pastorini, 5 games
69	<b>Ryan Tannehill</b> , 5 games
57	George Blanda, 3 games

#### Most Completions, Game

36	Warren Moon, @ Buffalo, 1/3/93
32	Warren Moon, vs. Kansas City, 1/16/94
29	Warren Moon, vs. Pittsburgh, 12/31/89

### COMPLETION PERCENTAGE

#### Highest Completion Percentage, Career (100 att)

65.5	Warren Moon, 9 games
62.7	<b>Ryan Tannehill</b> , 5 games
61.2	Dan Pastorini, 5 games
58.9	Steve McNair, 9 games

#### Highest Completion Percentage, Game (10 att)

80.0	Dan Pastorini, @ New England, 12/31/78 (12-15)
75.0	Warren Moon, @ Denver, 1/4/92 (27-36)
74.4	Warren Moon, vs. Kansas City, 1/16/94 (32-43)

### PASSING YARDS

#### Most Yards Gained, Career

2,578	Warren Moon, 9 games
1,591	Steve McNair, 9 games
954	Dan Pastorini, 5 games
754	<b>Ryan Tannehill</b> , 5 games
722	George Blanda, 3 games

#### Most Yards Gained, Game

371	Warren Moon, @ Buffalo, 1/3/93
338	Steve McNair, vs. Pittsburgh, 1/11/03
325	Warren Moon, @ Denver, 1/4/92
315	Warren Moon, vs. Pittsburgh, 12/31/89

#### Most Games, 300 or More Yards Passing, Career

4	Warren Moon, 9 games
---	----------------------

#### Most Consec. Games, 300 or More Yards Passing

3	Warren Moon, 1991-93
---	----------------------

#### Longest Pass Completion

88t	George Blanda (to Billy Cannon), vs. LA Chargers, 1/1/61
71t	Dan Pastorini (to Ken Burrough), @ N.E., 12/31/78
55	Dan Pastorini (to Mike Barber), @ Miami, 12/24/78
49t	Steve McNair (to Justin McCareins), @ Balt., 1/3/04

#### Highest Average Gain, Career (100 attempts)

8.22	Dan Pastorini, 5 games (116-954)
7.31	Warren Moon, 9 games (351-2578)
6.85	<b>Ryan Tannehill</b> , 5 games (110-754)
6.17	George Blanda, 3 games (117-722)

#### Highest Average Gain, Game (20 attempts)

10.55	Dan Pastorini, @ New England, 12/31/78
9.17	<b>Ryan Tannehill</b> , vs. Cincinnati, 1/22/22
9.03	Warren Moon, @ Denver, 1/4/92
8.53	Warren Moon, vs. Seattle, 1/3/88

### TOUCHDOWN PASSES

#### Most Touchdown Passes, Career

15	Warren Moon, 9 games
7	<b>Ryan Tannehill</b> , 5 games
6	Steve McNair, 9 games
5	George Blanda, 3 games
4	Dan Pastorini, 5 games
4	Marcus Mariota, 5 games

#### Most Touchdown Passes, Game

4	Warren Moon, @ Buffalo, 1/3/93
3	George Blanda, vs. LA Chargers, 1/1/61
3	Dan Pastorini, @ New England, 12/31/78
3	Warren Moon, @ Denver, 1/4/92

#### Most Consecutive Games Touchdown Pass

5	<b>Ryan Tannehill</b> , 2019-21
4	Steve McNair, 2002-03
4	Warren Moon, 1991-93
3	George Blanda, 1960-62
3	Warren Moon, 1987-88

### PASSES HAD INTERCEPTED

#### Lowest Percentage, Passes Had Intercepted, Career (100 attempts)

3.19	Steve McNair, 9 games (282-9)
3.42	Warren Moon, 9 games (351-12)
4.54	<b>Ryan Tannehill</b> , 5 games (110-5)
6.90	Dan Pastorini, 5 games (116-8)
8.54	George Blanda, 3 games (117-10)

#### Most Attempts Without Interception, Game

48	Warren Moon, vs. Pittsburgh, 12/31/89
37	Marcus Mariota, @ New England, 1/13/18
36	Steve McNair, vs. St. Louis, 1/30/99
36	Steve McNair, @ Oakland, 1/19/03
31	<b>Ryan Tannehill</b> , @ Kansas City, 1/19/20
29	Dan Pastorini, @ Miami, 12/24/78

#### Most Passes Had Intercepted, Career

12	Warren Moon, 9 games
10	George Blanda, 3 games
9	Steve McNair, 9 games
8	Dan Pastorini, 5 games
5	<b>Ryan Tannehill</b> , 5 games

#### Most Passes Had Intercepted, Game

5	George Blanda, @ San Diego, 12/25/61
5	George Blanda, vs. Dallas Texans, 12/23/62
5	Dan Pastorini, @ Pittsburgh, 1/7/79

## INDIVIDUAL PLAYOFF RECORDS: RECEIVING

### RECEPTIONS

**Most Receptions, Career**

60	Ernest Givins, 1987-93
41	Haywood Jeffires, 1988-93
38	Drew Hill, 1987-91
29	Derrick Mason, 1997-03

**Most Receptions, Game**

11	Ernest Givins, vs. Pittsburgh, 12/31/89
10	Frank Wycheck, vs. Pittsburgh, 1/11/03
10	Justin Gage, vs. Baltimore, 1/10/09
9	Drew Hill, vs. NY Jets, 12/29/91
9	Ernest Givins, @ Buffalo, 1/3/93
9	Haywood Jeffires, vs. Kansas City, 1/16/94

**Most Consecutive Games, Pass Receptions**

8	Haywood Jeffires, 1988-93
7	Frank Wycheck, 1999-2002
6	Ernest Givins, 1989-93
6	Derrick Mason, 1999-2003
	<b>Derrick Henry</b> , 2017-20
	Jonnu Smith, 2017-20

### YARDS GAINED

**Most Yards Gained, Career**

774	Ernest Givins, 8 games
513	Drew Hill, 7 games
513	Haywood Jeffires, 7 games
312	Derrick Mason, 9 games

**Most Yards Gained, Game**

142	A.J. Brown, vs. Cincinnati, 1/22/22
136	Ernest Givins, vs. Pittsburgh, 12/31/89
135	Justin Gage, vs. Baltimore, 1/10/09
128	Billy Cannon, vs. L.A., 1/1/61
123	Frank Wycheck, vs. Pittsburgh, 1/11/03
117	Ernest Givins, @ Buffalo, 1/3/93

**Most Games, 100 or More Receiving Yards, Career**

3	Ernest Givins
1	Ken Burrough
1	Mike Barber
1	Frank Wycheck
1	A.J. Brown

**Most Consecutive Games, 100 or More Receiving Yards**

2	Ernest Givins
---	---------------

**Longest Reception**

88t	Billy Cannon, vs. LA Chargers, 1/1/61
71t	Ken Burrough, @ Miami, 12/24/78
55	Mike Barber, @ New England, 12/31/78
49t	Justin McCareins, @ Baltimore, 1/3/04

### AVERAGE GAIN

**Highest Average Gain, Career (14 receptions)**

22.1	Mike Barber, (14-309)
18.4	A.J. Brown, (16-289)
13.5	Drew Hill, (38-513)
12.9	Ernest Givins, (60-774)

**Highest Average Gain, Game (5 receptions)**

28.4	A.J. Brown, vs. Cincinnati, 1/22/22 (5-142)
18.6	Drew Hill, @ Denver, 1/10/88 (5-93)
18.5	Ernest Givins, @ Denver, 1/4/92 (6-111)
17.2	Ken Burrough, @ Miami, 12/24/78 (6-103)
14.2	Eric Decker, @ New England, 1/13/18 (6-85)
13.8	A.J. Brown, vs. Baltimore, 1/10/21 (6-83)

### TOUCHDOWNS

**Most Touchdowns, Career**

8	Ernest Givins, 8 games
3	Haywood Jeffires, 7 games
3	Corey Davis, 6 games
2	Billy Cannon, 2 games
2	Mike Barber, 2 games
2	Curtis Duncan, 5 games
2	Anthony Firkser, 5 games
2	A.J. Brown, 5 games

**Most Touchdowns, Game**

2	6 times, last by Corey Davis @ New England, 1/13/18
---	---

**Most Consecutive Games with Touchdown Reception**

3	Ernest Givins, 1989-91
2	Billy Cannon, 1960-61
2	Curtis Duncan, 1991-92
2	Haywood Jeffires, 1991-92
2	A.J. Brown, 2021-22

## INDIVIDUAL PLAYOFF RECORDS: INTERCEPTIONS

### INTERCEPTIONS

**Most Interceptions, Career**

5	Vernon Perry, 4 games
4	Mike Reinfeldt, 7 games
3	Bubba McDowell, 6 games
2	Samari Rolle, 9 games

**Most Interceptions, Game**

4*	Vernon Perry, @ San Diego, 12/29/79
2	Mike Reinfeldt, @ New England, 12/31/78
2	Bubba McDowell, vs. NY Jets, 12/29/91

### INT. RETURN YARDS

**Most Yards Gained, Career**

90	Bubba McDowell, 6 games
75	Vernon Perry, 4 games
35	Mike Reinfeldt, 7 games

**Most Yards Gained, Game**

75t	Vernon Perry, @ Pittsburgh, 1/6/80
58t	Bubba McDowell, @ Buffalo, 1/3/93
32	Bubba McDowell, vs. NY Jets, 12/29/92

**Longest Return**

75t	Vernon Perry, @ Pittsburgh, 1/6/80
58t	Bubba McDowell, @ Buffalo, 1/3/93
31	Bubba McDowell, vs. NY Jets, 12/29/92
31	<b>Kevin Byard</b> , @ Baltimore, 1/11/20

### INTERCEPTIONS FOR TDs

**Most Touchdowns, Career**

1	Vernon Perry, 1980
1	Bubba McDowell, 1993
1	Logan Ryan, 2017-19

**Most Touchdowns, Game**

1	Vernon Perry, @ Pittsburgh, 1/6/80
1	Bubba McDowell, @ Buffalo, 1/3/93
1	Logan Ryan, @ New England, 1/4/20

\* NFL Record

## INDIVIDUAL PLAYOFF RECORDS: PUNTING

### PUNTS

#### Most Punts, Career

51	Craig Hentrich, 11 games
34	<b>Brett Kern</b> , 7 games
31	Cliff Parsley, 7 games
27	Greg Montgomery, 8 games

#### Most Punts, Game

11	Jim Norton, @ Oakland, 12/31/67
11	Ode Burrell, @ Oakland, 12/21/69
7	Craig Hentrich, vs. Buffalo, 1/8/00
7	<b>Brett Kern</b> , @ New England, 1/13/18
6	Cliff Parsley, @ New England, 12/31/78
6	Cliff Parsley, @ San Diego, 12/29/79
6	Greg Montgomery, @ Cincinnati, 1/6/91
6	Craig Hentrich, @ Baltimore, 1/3/04
6	<b>Brett Kern</b> , @ New England, 1/4/20
6	<b>Brett Kern</b> , @ Baltimore, 1/11/20

### PUNTING YARDS

#### Longest Punt

66	Craig Hentrich, vs. Baltimore, 1/10/09
63	Craig Hentrich, @ Baltimore, 1/3/04
62	<b>Brett Kern</b> , @ New England, 1/13/18
59	Greg Montgomery, vs. Kansas City, 1/6/94
58	<b>Brett Kern</b> , @ New England, 1/4/20
57	Ode Burrell, @ Oakland, 12/21/69
57	Craig Hentrich, @ Indianapolis, 1/16/00
57	<b>Brett Kern</b> @ Kansas City, 1/6/18

#### Highest Average Yardage, Career (10 punts)

46.2	<b>Brett Kern</b> (34-1570)
42.6	Greg Montgomery (27-1149)
42.3	Ode Burrell (11-465)

#### Highest Average Yardage, Game (5 punts)

52.5	<b>Brett Kern</b> , @ Baltimore, 1/11/20 (6-315)
52.0	Craig Hentrich, @ Indianapolis, 1/16/00, (5-260)

48.6	Greg Montgomery, vs. Kansas City, 1/16/94 (5-243)
45.8	<b>Brett Kern</b> , @ New England, 1/4/20 (6-275)
45.6	<b>Brett Kern</b> , vs. Baltimore, 1/10/21 (5-228)
45.1	<b>Brett Kern</b> , @ New England, 1/13/18 (7-316)
44.7	Craig Hentrich, @ Baltimore, 1/3/04 (6-268)
44.6	Greg Montgomery, @ Buffalo, 1/1/89 (5-223)

## INDIVIDUAL PLAYOFF RECORDS: PUNT RETURNS

### PUNT RETURNS

#### Most Punt Returns, Career

21	Derrick Mason, 9 games
9	Richard Ellender, 3 games
5	Kenny Johnson, 2 games
5	Robert Woods, 2 games

#### Most Punt Returns, Game

6	Derrick Mason, @ Baltimore, 1/3/04
5	Derrick Mason, vs. Buffalo, 1/8/00
5	Richard Ellender, @ Denver, 12/23/79
4	Kenny Johnson, vs. Seattle, 1/3/88

### PUNT RETURN YARDS

#### Most Yards Gained, Career

173	Derrick Mason, 9 games
75	Richard Ellender, 3 games
27	Kenny Johnson, 2 games
27	Bobby Gordon, 1 game

#### Most Yards Gained, Game

70	Derrick Mason, @ Baltimore, 1/3/04
49	Derrick Mason, @ Indianapolis, 1/16/00
42	Richard Ellender, @ Denver, 12/23/79
27	Bobby Gordon, vs. LA Chargers, 1/1/61
27	Kenny Johnson, vs. Seattle, 1/3/88

#### Longest Return

27	Bobby Gordon, vs. LA Chargers, 1/1/61
25	Richard Ellender, @ San Diego, 12/29/79
19	Derrick Mason, @ Indianapolis, 1/16/00
19	Gerald McNeil, @ Cincinnati, 1/6/91

#### Highest Average Gain, Career (5 returns)

8.3	Richard Ellender (9-75)
8.2	Derrick Mason (21-173)
5.4	Kenny Johnson (5-27)

#### Highest Average Gain, Game (3 returns)

16.3	Derrick Mason, @ Indianapolis, 1/16/00 (3-49)
11.7	Derrick Mason, @ Baltimore, 1/3/04 (6-70)
8.5	Richard Ellender, @ Denver, 12/23/79 (5-42)
6.8	Kenny Johnson, vs. Seattle, 1/3/88 (4-27)

## INDIVIDUAL PLAYOFF RECORDS: KICKOFF RETURNS

### KICKOFF RETURNS

#### Most Kickoff Returns, Career

17	Derrick Mason, 7 games
13	Allen Pinkett, 8 games
9	Bobby Jancik, 3 games
9	John Simon, 2 games
8	Justin McCareins, 4 games
7	Lorenzo White, 6 games

#### Most Kickoff Returns, Game

5	Derrick Mason, vs. St. Louis, 1/30/00
5	Bobby Jancik, vs. Dallas Texans, 12/23/62
5	John Simon, @ Oakland, 1/19/03
4	Adoree' Jackson, @ New England, 1/13/18

### KICKOFF RETURN YARDS

#### Most Yards Gained, Career

492	Derrick Mason, 7 games
239	Bobby Jancik, 2 games
221	Allen Pinkett, 6 games

#### Most Yards Gained, Game

174	Derrick Mason, @ Jacksonville, 1/23/00
122	Derrick Mason, vs. St. Louis, 1/30/00

## INDIVIDUAL PLAYOFF RECORDS: KICKOFF RETURNS

115	John Simon, @ Oakland, 1/19/03
100	Bobby Jancik, @ Oakland, 12/31/67
83	Adoree' Jackson, @ New England, 1/13/18

### Longest Return

80t	Derrick Mason, @ Jacksonville, 1/23/00
48	Bobby Jancik, vs. Dallas Texans, 12/23/62
47	Derrick Mason, @ Indianapolis, 1/16/00

### Highest Average Gain, Career (5 returns)

28.9	Derrick Mason, 7 games
26.6	Bobby Jancik, 2 games
22.3	John Simon, 2 games
21.0	Adoree' Jackson, 6 games
20.8	Robert Woods, 3 games

### Highest Average Gain, Game (3 returns)

43.5	Derrick Mason, @ Jacksonville, 1/23/00 (4-174)
31.3	Derrick Mason, vs. Buffalo, 1/8/2000 (3-94)
29.0	Zeke Moore @ Oakland 12/31/67 (3-87)

## TEAM PLAYOFF RECORDS: SCORING

### TEAM POINTS

#### Most Points in a Game

38	@ Buffalo, 1/3/93 (Buffalo 41, Oilers 38)
34	vs. Pittsburgh, 1/11/03 (Titans 34, Steelers 31, OT)
33	@ Jacksonville, 1/23/00 (Titans 33, Jac 14)
31	@ New England, 12/31/78 (Oilers 31, New England 14)

#### Most Points in a Game, Opponent

56	@ Oakland, 12/21/69 (Oakland 56, Oilers 7)
41	@ Buffalo, 1/3/93 (Buffalo 41, Oilers 38 OT)
41	@ Cincinnati, 1/6/91 (Cincinnati 41, Oilers 14)
41	@ Oakland, 1/19/03 (Raiders 41, Titans 24)

#### Fewest Points in a Game

5	@ Pittsburgh, 1/7/79 (Pittsburgh 34, Oilers 5)
6	@ San Diego, 1/6/08 (SD 17, Titans 6)
7	3 times, last @ Oakland, 12/28/80 (Oakland 27, Oilers 7)

#### Fewest Points in a Game, Opponent

3	@ San Diego, 12/24/61 (Oilers 10, San Diego 3)
7	vs. Denver, 12/23/79 (Oilers 13, Denver 7)
9	@ Miami, 12/24/78 (Oilers 17, Miami 9)

#### Most Decisive Win

19	@ Jacksonville, 1/23/00 (Titans 33, Jacksonville 14)
----	--

17	@ New England, 12/31/78 (Oilers 31, N.E. 14)
16	@ Baltimore, 1/11/20 (Titans 28, Baltimore 12)
8	@ Miami, 12/24/78 (Oilers 17, Miami 9)
8	vs. LA Chargers, 1/1/61 (Oilers 24, LA Chargers 16)

#### Most Decisive Loss

49	@ Oakland, 12/21/69 (Oakland 56, Oilers 7)
33	@ Oakland, 12/31/67 (Oakland 40, Oilers 7)
29	@ Pittsburgh, 1/7/79 (Pittsburgh 34, Oilers 5)
21	@ New England, 1/13/18 (Patriots 35, Titans 14)

#### Most Points in a Game, Both Teams

79	@ Buffalo, 1/3/93 (Buffalo 41, Oilers 38 OT)
65	@ Oakland, 1/19/03 (Raiders 41, Titans 24)
65	vs. Pittsburgh, 1/11/03 (Titans 34, Steelers 31)
63	@ Oakland, 12/21/69 (Oakland 56, Oilers 7)
55	@ Cincinnati, 1/6/91 (Cincinnati 41, Oilers 14)
49	@ New England, 1/13/18 (Patriots 35, Titans 14)

#### Most Points, Each Half

1st	28, @ Buffalo, 1/3/93
2nd	23, @ Jacksonville, 1/23/00

#### Most Points, Each Half, Opponent

1st	35, @ Oakland, 12/21/69
2nd	35, @ Buffalo, 1/3/93

#### Most Points, Each Quarter

1st	14, @ Denver, 1/4/92, vs. Pittsburgh, 1/11/03
2nd	21, @ Buffalo, 1/3/93
	21, @ New England, 12/31/78
3rd	16, @ Jacksonville, 1/23/00
4th	14, vs Pittsburgh, 12/31/89
OT	3, vs. Pittsburgh, 1/11/03

#### Most Points, Each Quarter, Opponent

1st	28 @ Oakland, 12/21/69
2nd	21, @ New England, 1/13/18
3rd	28, @ Buffalo, 1/3/93
4th	21, vs Kansas City, 1/16/94

## TEAM TOUCHDOWNS

#### Most Touchdowns in a Game

5	@ Buffalo, 1/3/93
---	-------------------

#### Most Touchdowns in a Game, Opponent

8	@ Oakland, 12/21/69
---	---------------------

#### Most Touchdowns in a Game, Both Teams

10	@ Buffalo, 1/3/93 (Buffalo 5, Oilers 5)
----	---

#### Fewest Touchdowns in a Game, Both Teams

1	@ San Diego, 12/21/61 (Oilers 1, San Diego 0)
---	---



## TEAM PLAYOFF RECORDS: FIRST DOWNS

### Most First Downs in a Game

31	vs. Pittsburgh, 1/11/18
28	@ Oakland, 1/19/03
27	vs. St. Louis, 1/30/00
27	@ Buffalo, 1/3/93
27	vs. Seattle, 1/3/88

### Most First Downs in a Game, Opponent

31	@ New England, 1/13/18
29	@ Baltimore, 1/11/20
26	@ Denver, 1/4/92
25	@ San Diego, 12/29/79
25	@ Oakland, 1/19/03
24	@ Cincinnati, 1/6/91

### Most First Downs in a Game, Both Teams

53	@ Oakland, 1/19/03 (Titans 28, Raiders 25)
50	vs. St. Louis, 1/30/00 (Titans 27, St. Louis 23)
50	vs. Pittsburgh, 1/11/03 (Titans 29, Steelers 21)
49	@ Denver, 1/4/92 (Denver 26, Oilers 23)
46	@ Buffalo, 1/3/93 (Oilers 27, Buffalo 19)
46	@ New England, 1/13/18 (Patriots 35, Titans 14)

### Fewest First Downs in a Game

10	@ Pittsburgh, 1/7/79
11	@ Pittsburgh, 1/6/80
11	@ Oakland, 12/31/67
12	vs. Baltimore, 1/10/21

### Fewest First Downs in a Game, Opponent

6	vs. Baltimore, 1/7/01
9	vs. Baltimore, 1/10/09
11	vs. Seattle, 1/3/88
12	@ Oakland, 12/28/80

### Fewest First Downs in a Game, Both Teams

28	@ Oakland, 12/31/67 (Oakland 18, Oilers 10)
28	@ Baltimore, 1/3/04 (Titans 16, Ravens 12)
29	vs. Baltimore, 1/7/01 (Titans 23, Ravens 6)
29	vs. Buffalo, 1/8/00 (Titans 16, Bills 13)
30	vs. Baltimore, 1/10/09 (Titans 21, Ravens 9)

### Most First Downs in a Game, Rushing

13	@ New England, 1/4/20
12	vs. St. Louis, 1/30/00

### Most First Downs in a Game, Rushing, Opponent

15	@ Cincinnati, 1/6/91
----	----------------------

### Most First Downs in a Game, Rushing, Both Teams

19	@ Cincinnati, 1/6/91 (Cincinnati 15, Oilers 4)
19	@ New England, 1/4/20 (Tennessee 13, New England 6)
19	@ Baltimore, 1/11/20 (Tennessee 9, Baltimore 10)

### Fewest First Downs in a Game, Rushing

1	@ Oakland, 12/21/69
	vs. Baltimore, 1/10/21
3	@ New England, 1/13/18

### Fewest First Downs in a Game, Rushing, Opponent

1	@ Baltimore, 1/3/04
1	vs. St. Louis, 1/30/00
1	vs. Seattle, 1/3/88

### Fewest First Downs in a Game, Rushing, Both Teams

6	@ Oakland, 12/21/69 (Oakland 5, Oilers 1)
---	---

### Most First Downs in a Game, Passing

18	@ Buffalo, 1/3/93
18	vs. Pittsburgh, 12/31/89
18	vs. Seattle, 1/3/88
18	vs. Pittsburgh, 1/11/03

### Most First Downs in a Game, Passing, Opponent

20	@ New England, 1/13/18
18	vs. St. Louis, 1/30/00
18	@ Baltimore, 1/11/20
17	@ San Diego, 12/29/79

### Most First Downs in a Game, Passing, Both Teams

31	vs. St. Louis, 1/30/00 (St. Louis 18, Titans 13)
31	@ Buffalo, 1/3/93 (Oilers 18, Buffalo 13)

31	@ New England, 1/13/18 (Patriots 20, Titans 11)
----	---

### Fewest First Downs in a Game, Passing

3	@ Pittsburgh, 1/7/79
---	----------------------

### Fewest First Downs in a Game, Passing, Opponent

4	vs. Baltimore, 1/7/01
5	vs. Dallas Texans, 12/23/62
5	vs. Baltimore, 1/10/09

### Fewest First Downs in a Game, Passing, Both Teams

11	vs. Buffalo, 1/8/00 (Buffalo 6, Titans 5)
11	@ Oakland, 12/31/67 (Oakland 6, Oilers 5)

### Most First Downs in a Game, Penalty

7	@ Oakland, 1/19/03
4	@ San Diego, 12/24/61

### Most First Downs in a Game, Penalty, Opponent

5	vs. Pittsburgh, 1/11/03
4	vs. St. Louis, 1/30/00
4	@ Cleveland, 12/24/88
4	vs. Dallas Texans, 12/23/62

### Most First Downs in a Game, Penalty, Both Teams

10	@ Oakland, 1/19/03 (Titans 7, Raiders 3)
6	vs. St. Louis, 1/30/00 (St. Louis 4, Titans 2)
6	vs. Pittsburgh, 1/11/03 (Steelers 5, Titans 1)
5	@ Buffalo, 1/1/89 (Buffalo 3, Oilers 2)
5	@ San Diego, 12/23/61 (Oilers 4, San Diego 1)

### Fewest First Downs in a Game, Penalty, Both Teams

0	vs. Seattle, 1/3/88
0	@ Baltimore, 1/3/04
0	vs. Cincinnati, 1/22/22

## TEAM PLAYOFF RECORDS: NET YARDS GAINED RUSHING AND PASSING

### Most Yards Gained in a Game

437	vs. Seattle, 1/3/88
430	vs. Pittsburgh, 1/11/03
429	@ Buffalo, 1/3/93
422	@ Denver, 1/4/92

### Most Yards Gained in a Game, Opponent

530	@ Baltimore, 1/11/20
438	@ New England, 1/13/18
436	vs. St. Louis, 1/30/00
418	@ Denver, 1/4/92
412	@ Oakland, 12/21/69

### Most Yards Gained in a Game, Both Teams

840	@ Denver, 1/4/92
830	@ Baltimore, 1/11/20
803	vs. St. Louis, 1/30/00
795	@ Buffalo, 1/3/93

### Fewest Yards Gained in a Game

142	@ Pittsburgh, 1/7/79
146	@ Oakland, 12/31/67
197	@ Oakland, 12/21/69

### Fewest Yards Gained in a Game, Opponent

134	vs. Baltimore, 1/7/01
-----	-----------------------

209	@ Miami, 12/24/78
211	vs. Baltimore, 1/10/09
216	vs. Denver, 12/23/79

### Fewest Yards Gained in a Game, Both Teams

413	vs. Buffalo, 1/8/00
451	vs. Baltimore, 1/7/01
498	vs. Denver, 12/23/79
510	@ Oakland, 12/31/67

## TEAM PLAYOFF RECORDS: RUSHING

### TEAM RUSHING ATTEMPTS

#### Most Rushing Attempts in a Game

54	@ New England, 12/31/78
50	vs. Seattle, 1/3/88
45	@ Miami, 12/24/78

#### Most Rushing Attempts in a Game, Opponent

54	vs. Dallas Texans, 12/23/62
48	@ Oakland, 12/31/67
47	@ Pittsburgh, 1/7/79

#### Fewest Rushing Attempts in a Game

13	@ Cincinnati, 1/6/91
16	@ New England, 1/13/18
19	@ Denver, 1/4/92
19	@ Oakland, 12/21/69

#### Fewest Rushing Attempts in a Game, Opponent

11	vs. Seattle, 1/3/88
13	vs. St. Louis, 1/30/00
16	@ Baltimore, 1/3/04
16	@ Kansas City, 1/6/18
17	@ Oakland, 1/19/03
18	vs. Cincinnati, 1/22/22

### TEAM RUSHING YARDS

#### Most Yards Gained in a Game Rushing

217	@ Baltimore, 1/11/20
202	@ Kansas City, 1/6/18
201	@ New England, 1/4/20
197	@ Indianapolis, 1/16/00
178	vs. Seattle, 1/3/88
177	@ Jacksonville, 1/23/00
165	@ Baltimore, 1/3/04

#### Most Yards Gained in a Game Rushing, Opponent

263	@ Oakland, 12/31/67
236	vs. Baltimore, 1/10/21
199	vs. Dallas Texans, 12/23/62
187	@ Cincinnati, 1/6/91

#### Most Yards Gained in a Game Rushing, Both Teams

402	@ Baltimore, 1/11/20 (Titans 217, Ravens 185)
321	@ Jacksonville, 1/23/00 (Titans 177, Jaguars 144)
301	@ Oakland, 12/31/67 (Oakland 263, Oilers 38)
299	@ New England, 1/4/20 (Tennessee 201, New England 98)
297	vs. Dallas Texans, 12/23/62 (Dallas 199, Oilers 98)

#### Fewest Yards Gained in a Game Rushing

24	@ Pittsburgh, 1/6/80
28	@ Oakland, 12/21/69
38	@ Oakland, 12/31/67
51	vs. Baltimore, 1/10/21
65	@ New England, 1/13/18

#### Fewest Yards Gained in a Game Rushing, Opponent

29	vs. St. Louis, 1/30/00
29	vs. Seattle, 1/3/88
49	vs. Baltimore, 1/7/01
50	vs. Baltimore, 1/10/09
54	@ Baltimore, 1/3/04
61	@ Denver, 1/10/88
65	vs. Cincinnati, 1/22/22

#### Fewest Yards Gained in a Game Rushing, Both Teams

110	vs. Kansas City, 1/16/94 (K.C. 71, Oilers 39)
134	@ Denver, 1/10/88 (Oilers 73, Denver 61)
138	@ Oakland, 12/21/69 (Oakland 37, Oilers 19)

#### Highest Average Gain in a Game

6.5	@ Kansas City, 1/6/18
6.0	@ Indianapolis, 1/16/00
5.9	@ Baltimore, 1/11/20
5.2	@ Cincinnati, 1/6/91
5.2	vs. Cincinnati, 1/22/22

#### Highest Average Gain in a Game, Opponent

6.7	vs. Baltimore, 1/10/21
6.4	@ Baltimore, 1/11/20
6.3	vs. Jacksonville, 1/23/00
5.9	vs. Pittsburgh, 12/31/89

#### Lowest Average Gain in a Game

1.1	@ Pittsburgh, 1/6/80
-----	----------------------

#### Lowest Average Gain in a Game, Opponent

1.7	vs. Baltimore, 1/10/09
2.1	vs. Baltimore, 1/7/01
2.1	@ Denver, 1/10/88
2.1	@ San Diego, 1/6/08

## TEAM PLAYOFF RECORDS: PASSING

### TEAM PASSING ATTEMPTS

#### Most Passes Attempted in a Game

50	@ Buffalo, 1/3/93
47	vs. Baltimore, 1/7/01
46	@ Oakland, 12/21/69
46	vs. Dallas Texans, 12/23/62

#### Most Passes Attempted in a Game, Opponent

59	@ Baltimore, 1/11/20
53	@ New England, 1/13/18
47	@ San Diego, 12/29/79
45	vs. St. Louis, 1/30/00
43	@ Indianapolis, 1/16/00

#### Most Passes Attempted in a Game, Both Teams

90	@ New England, 1/13/18 (Patriots 53, Titans 37)
87	vs. Pittsburgh, 1/11/03 (Titans 45, Steelers 42)
84	@ Buffalo, 1/3/93 (Oilers 50, Buffalo 34)
81	vs. St. Louis, 1/30/00 (St. Louis 45, Titans 36)

81	vs. Kansas City, 1/16/94 (Oilers 43, K.C. 38)
81	vs. Pittsburgh, 12/31/89 (Oilers 48, Pitt 33)

#### Fewest Passes Attempted in a Game

15	@ Baltimore, 1/11/20
15	@ New England, 12/31/78
16	@ New England, 1/4/20
19	@ San Diego, 12/29/79
22	vs. Denver, 12/23/79
23	@ Baltimore, 1/3/04

#### Fewest Passes Attempted in a Game, Opponent

14	vs. Dallas Texans, 12/23/62
17	vs. Baltimore, 1/7/01
19	@ Pittsburgh, 1/7/79
22	@ Oakland, 12/21/69
22	vs. Baltimore, 1/10/09

#### Fewest Passes Attempted in a Game, Both Teams

45	@ Pittsburgh, 1/7/79 (Oilers 26, Pittsburgh 19)
----	---

46	vs. Buffalo, 1/8/00 (Titans 24, Buffalo 22)
49	vs. Denver, 12/23/79 (Denver 27, Oilers 22)
50	vs. Baltimore, 1/10/21 (Titans 26, Baltimore 24)

### TEAM PASS COMPLETIONS

#### Most Passes Completed in a Game

36	@ Buffalo, 1/3/93
32	vs. Kansas City, 1/16/94
29	vs. Pittsburgh, 12/31/89

#### Most Passes Completed in a Game, Opponent

35	@ New England, 1/13/18
31	@ Baltimore, 1/11/20
29	@ Oakland, 1/19/03
28	vs. Cincinnati, 1/22/22
25	@ San Diego, 12/29/79
24	vs. St. Louis, 1/30/00
24	@ Kansas City, 1/6/18

**Most Passes Completed in a Game, Both Teams**

57	@ Buffalo, 1/3/93 (Oilers 36, Buffalo 21)
57	@ New England, 1/13/18 (Patriots 35, Mariota 22)
54	vs. Kansas City, 1/16/94 (Oilers 32, K.C. 22)
50	@ Oakland, 1/19/03 (Raiders 29, Titans 21)
49	vs. NY Jets, 12/29/91 (Oilers 28, NY Jets 21)

**Fewest Passes Completed in a Game**

7	@ Baltimore, 1/11/20
9	@ New England, 1/4/20
10	@ San Diego, 12/29/79
10	vs. Denver, 12/23/79
12	2 times, last @ Pittsburgh, 1/7/79

**Fewest Passes Completed in a Game, Opponent**

5	vs. Baltimore, 1/7/01
8	@ Oakland, 12/28/80
9	vs. Dallas Texans, 12/23/62
10	vs. Buffalo, 1/8/00
10	@ Oakland, 12/31/67

**Fewest Passes Completed in a Game, Both Teams**

23	vs. Buffalo, 1/8/00 (Titans 13, Buffalo 10)
23	@ Oakland, 12/28/80 (Oilers 15, Oakland 8)
23	@ Pittsburgh, 1/7/79 (Oilers 12, Pittsburgh 11)

24	vs. Denver, 12/23/79 (Denver 14, Oilers 10)
----	---

**Highest Completion Percentage in a Game (20 attempts)**

75.0	@ Denver, 1/4/92
------	------------------

**Highest Completion Percentage in a Game, Opponent (20 att.)**

75.7	vs. Cincinnati, 1/22/22
72.7	@ Kansas City, 1/6/18
70.8	vs. Baltimore, 1/10/21
70.7	@ Oakland, 1/19/03

**Lowest Completion Percentage in a Game (20 attempts)**

39.1	@ Oakland, 12/21/69
------	---------------------

**Lowest Completion Percentage in a Game, Opponent (20 att.)**

34.5	@ Oakland, 12/28/80
------	---------------------

**TEAM PASSING YARDS****Most Yards Gained in a Game, Passing**

347	@ Buffalo, 1/3/93
338	@ Pittsburgh, 1/11/03
325	vs. Denver, 1/4/92
315	vs. Pittsburgh, 12/31/89

**Most Yards Gained in a Game, Passing, Opponent**

407	vs. St. Louis, 1/30/00
349	@ San Diego, 12/29/79
345	@ Baltimore, 1/11/20
337	@ New England, 1/13/18

317	vs. Denver, 12/23/79
-----	----------------------

**Fewest Yards Gained in a Game, Passing**

55	vs. Buffalo, 1/8/00
70	@ Pittsburgh, 1/7/79
71	@ New England, 1/4/20
83	@ Baltimore, 1/11/20
108	@ Oakland, 12/31/67

**Fewest Yards Gained in a Game, Passing, Opponent**

38	vs. Dallas Texans, 12/23/62
96	vs. Buffalo, 1/8/00
101	@ Oakland, 12/31/67

**Fewest Yards Gained in a Game, Passing, Both Teams**

151	vs. Buffalo, 1/8/00 (Buffalo 96, Titans 55)
209	@ Oakland, 12/31/67 (Oilers 108, Oakland 101)
251	vs. Denver, 12/23/79 (Oilers 147, Denver 104)

**TEAM PLAYOFF RECORDS: SACKS****Most Sacks in a Game**

9	vs. Cincinnati, 1/22/22
6	vs. Denver, 12/23/79
6	vs. Dallas Texans, 12/23/62
6	@ San Diego, 12/24/61
6	vs. Buffalo, 1/8/00
5	vs. Baltimore, 1/10/21
4	(Three times, last at Baltimore, 1/11/20)

**Most Sacks in a Game, Opponent**

9	vs. Kansas City, 1/16/94
8	@ New England, 1/13/18
7	@ Oakland, 12/28/80
6	@ Oakland, 12/21/69

**Most Sacks in a Game, Both Teams**

11	vs. Kansas City, 1/16/94 (Oilers 9, Kansas City 2)
10	@ San Diego, 12/24/61 (Oilers 6, San Diego 4)
10	vs. Cincinnati, 1/22/22 (Titans 9, Cincinnati 1)
7	@ Pittsburgh, 1/7/79 (Oilers 5, Pittsburgh 2)
6	@ Kansas City, 1/6/18 (Titans 4, Kansas City 2)
6	vs. Baltimore, 1/10/21 (Titans 5, Baltimore 1)

**Fewest Sacks in a Game, Both Teams**

0	@ Denver, 1/4/92
---	------------------

**TEAM PLAYOFF RECORDS: PUNTING****PUNTS****Most Punts in a Game**

11	@ Oakland, 12/21/69
11	@ Oakland, 12/31/67
9	@ Oakland, 12/28/80

**Most Punts in a Game, Opponent**

9	@ Oakland, 12/28/80
8	vs. Baltimore, 1/10/09
8	@ Baltimore, 1/3/04

8	vs. Baltimore, 1/7/01
8	vs. Buffalo, 1/8/00
8	vs. Dallas Texans, 12/23/62
7	@ Indianapolis, 1/16/00
7	vs. Seattle, 1/3/88

**Most Punts in a Game, Both Teams**

18	@ Oakland, 12/28/80 (Oilers 9, Oakland 9)
16	@ Oakland, 12/21/69 (Oilers 11, Oakland 5)

15	vs. Buffalo, 1/8/00 (Buffalo 8, Titans 7)
15	@ Oakland, 12/31/67 (Oilers 11, Oakland 4)
14	@ Baltimore, 1/3/04 (Titans 6, Ravens 8)

**TEAM PUNTING AVERAGE**

**Highest Average Distance in a Game (minimum 4 Punts)**

## TEAM PLAYOFF RECORDS: PUNTING

53.3	vs. Baltimore, 1/10/09
52.5	@ Baltimore, 1/11/20
52.0	@ Indianapolis, 1/16/00
45.8	@ New England, 1/4/20
45.6	vs. Baltimore, 1/10/21
45.1	@ New England, 1/13/18
44.3	@ Baltimore, 1/3/04
44.0	@ Oakland, 12/28/80

### Highest Average Distance in a Game, Opponent (minimum 4 punts)

50.0	@ Kansas City, 1/6/18
48.8	@ Baltimore, 1/3/04
48.6	@ Indianapolis, 1/16/00
46.0	@ New England, 1/4/20
45.3	@ Jacksonville, 1/23/00
45.2	vs. Denver, 12/23/79

## TEAM PLAYOFF RECORDS: INTERCEPTIONS

### Most Interceptions in a Game

6	@ San Diego, 12/24/61
5	@ Pittsburgh, 1/7/79
5	vs. Dallas Texans, 12/23/62

### Most Interceptions in a Game, Opponent

5	@ San Diego, 12/29/79
4	@ San Diego, 12/24/61
3	6 times, last vs. Cincinnati, 1/22/22

### Most Interceptions in a Game, Both Teams

10	@ San Diego, 12/24/61 (Oilers 6, San Diego 4)
7	@ Pittsburgh, 1/7/79 (Oilers 5, Pittsburgh 2)
6	2 times, last @ San Diego, 12/29/79 (San Diego 5, Oilers 1)
5	@ Baltimore, 1/3/04 (Titans 3, Ravens 2)

### Fewest Interceptions in a Game

0	Eleven times, last @ New England, 1/13/18
---	---

### Fewest Interceptions in a Game, Opponents

0	11 times, last @ Baltimore, 1/11/20
---	-------------------------------------

### Fewest Interceptions in a Game, Both Teams

0	Five times, last @ New England 1/13/18
1	7 times, last @ Kansas City, 1/6/18

## TEAM PLAYOFF RECORDS: FUMBLES

### TEAM FUMBLES

#### Most Fumbles in a Game

7	vs. Kansas City, 1/16/94
6	@ Pittsburgh, 1/7/79
5	Four times, last vs. Baltimore, 1/10/09

#### Most Fumbles in a Game, Opponent

6	@ Pittsburgh, 1/7/79
5	@ Jacksonville, 1/23/00
3	@ Denver, 1/4/92
3	@ Oakland, 12/21/69
3	@ Oakland, 1/19/03

#### Most Fumbles in a Game, Both Teams

12	@ Pittsburgh, 1/7/79 (Oilers 6, Pittsburgh 6)
----	---

10	@ Jacksonville, 1/23/00 (Titans 5, Jacksonville 5)
7	vs. Baltimore, 1/10/09 (Titans 5, Baltimore 2)
7	vs. Kansas City, 1/16/94 (Oilers 7, Kansas City 0)
7	vs. San Diego, 12/24/61 (Oilers 5, San Diego 2)

### TEAM FUMBLES LOST

#### Most Fumbles Lost in a Game

4	@ Pittsburgh, 1/7/79
3	@ Jacksonville, 1/23/00
2	9 times, last vs. Baltimore, 1/10/09

#### Most Fumbles Lost in a Game, Opponent

4	@ Jacksonville, 1/23/00
3	@ Pittsburgh, 1/7/79

2	@ Miami, 12/24/78
2	vs. San Diego, 12/24/61

#### Most Fumbles Lost in a Game, Both Teams

7	@ Pittsburgh, 1/7/79 (Oilers 4, Pittsburgh 3)
7	@ Jacksonville, 1/23/00 (Jacksonville 4, Titans 3)
3	6 times, last @ Oakland, 1/19/03



## TEAM PLAYOFF RECORDS: PENALTIES

### PENALTIES

#### Most Penalties in a Game

13	@ Denver, 1/4/92
12	vs. Baltimore, 1/10/09
11	@ Cleveland, 12/24/88
10	@ New England, 1/13/18

#### Most Penalties in a Game, Opponent

14	@ Oakland, 12/28/80
14	@ Oakland, 1/19/03
10	vs. Buffalo, 1/8/00
10	@ San Diego, 12/24/61

#### Most Penalties in a Game, Both Teams

22	@ Oakland, 12/28/80 (Oakland 14, Oilers 8)
21	@ Oakland, 1/19/03 (Oakland 14, Titans 7)
20	@ Cleveland, 12/24/88 (Oilers 11, Cleveland 9)
20	vs. Baltimore, 1/10/09 (Titans 12, Baltimore 8)

#### Fewest Penalties in a Game

2	vs. Cincinnati, 1/22/22
2	vs. Baltimore, 1/10/21
2	vs. Buffalo, 1/8/00
2	@ Pittsburgh, 1/6/80
2	vs. Denver, 12/23/79
2	@ New England, 12/31/78

#### Fewest Penalties in a Game, Opponent

1	@ Miami, 12/24/78
2	@ New England, 1/10/04
3	@ New England, 1/4/20
3	vs. Seattle, 1/3/88
3	vs. LA Chargers, 1/1/61

#### Fewest Penalties in a Game, Both Teams

6	@ Miami, 12/24/78 (Oilers 5, Miami 1)
7	4 times, last vs. Baltimore, 1/10/21 (Titans 2, Baltimore 5)

### YARDS PENALIZED

#### Most Yards Penalized in a Game

118	@ Cleveland, 12/24/88
92	vs. Pittsburgh, 1/11/03
89	vs. Baltimore, 1/10/09
85	@ Denver, 1/4/92

#### Most Yards Penalized in a Game, Opponent

127	@ Oakland, 1/19/03
106	@ San Diego, 12/24/61
100	@ Jacksonville, 1/23/00
92	@ New England, 12/24/78

#### Most Yards Penalized in a Game, Both Teams

193	@ Cleveland, 12/24/88 (Oilers 118, Cleveland 75)
-----	--

187	@ Oakland, 1/19/03 (Raiders 127, Titans 60)
174	@ San Diego, 12/24/61 (San Diego 106, Oilers 68)
155	2 times, last @ Denver, 1/4/92 (Oilers 85, Den. 70)

#### Fewest Yards Penalized in a Game

10	vs. Baltimore, 1/10/21
10	@ Pittsburgh, 1/6/80
12	vs. Buffalo, 1/8/00
15	vs. Cincinnati, 1/22/22
19	vs. Denver, 12/23/79

#### Fewest Yards Penalized in a Game, Opponent

5	@ Miami, 12/24/78
14	@ New England, 1/10/04
15	vs. LA Chargers, 1/1/61
20	vs. Seattle, 1/3/88

#### Fewest Yards Penalized in a Game, Both Teams

42	@ Miami, 12/24/78 (Oilers 37, Miami 5)
44	@ Pittsburgh, 1/6/80 (Pittsburgh 34, Oilers 10)
45	vs. Seattle, 1/3/88 (Oilers 25, Seattle 20)

## BIG DAYS/PLAYOFFS (300 YDS PASSING, 100 YDS RUSHING, 100 YDS RECEIVING)

### PASSING

371	Warren Moon @ Buffalo	Jan. 3, 1993	(36 of 50)
338	Steve McNair vs. Pittsburgh	Jan. 11, 2003	(27 of 44)
325	Warren Moon @ Denver	Jan. 4, 1992	(27 of 36)
315	Warren Moon vs. Pittsburgh	Dec. 31, 1989	(29 of 48)
306	Dan Pastorini @ Miami	Dec. 24, 1978	(20 of 29)
306	Warren Moon vs. Kansas City	Jan. 16, 1994	(32 of 43)
301	George Blanda vs. Los Angeles	Jan. 1, 1961	(16 of 32)

### RUSHING

195	<b>Derrick Henry</b> @ Baltimore	Jan. 11, 2020	(30 carries)
182	<b>Derrick Henry</b> @ New England	Jan. 4, 2020	(34 carries)
162	Eddie George @ Indianapolis	Jan. 16, 2000	(26 carries)
156	<b>Derrick Henry</b> @ Kansas City	Jan. 6, 2018	(23 carries)
118	Earl Campbell @ New England	Dec. 31, 1978	(27 carries)
106	Eddie George vs. Buffalo	Jan. 8, 2000	(29 carries)

### RECEIVING

142	A.J. Brown vs. Cincinnati	Jan. 22, 2022	(5 receptions)
136	Ernest Givins vs. Pittsburgh	Dec. 31, 1989	(11 receptions)
135	Justin Gage vs. Baltimore	Jan. 10, 2009	(10 receptions)
128	Billy Cannon vs. Los Angeles	Jan. 1, 1961	(3 receptions)
123	Frank Wycheck vs. Pittsburgh	Jan. 11, 2003	(10 receptions)
117	Ernest Givins @ Buffalo	Jan. 3, 1993	(9 receptions)
112	Mike Barber @ Miami	Dec. 24, 1978	(4 receptions)
111	Ernest Givins @ Denver	Jan. 4, 1992	(6 receptions)
103	Ken Burrough @ Miami	Dec. 24, 1978	(6 receptions)

### CAREER 300-YARD PASSING PLAYOFF GAMES

No.	Player	W-L
4	Warren Moon	0-4
1	George Blanda	1-0
1	Dan Pastorini	1-0
1	Steve McNair	1-0

### CAREER 100-YARD RUSHING PLAYOFF GAMES

No.	Player	W-L
3	<b>Derrick Henry</b>	3-0
2	Eddie George	2-0
1	Earl Campbell	1-0

### CAREER 100-YARD RECEIVING PLAYOFF GAMES

No.	Player	W-L
3	Ernest Givins	0-3
1	Mike Barber	1-0
1	A.J. Brown	0-1
1	Ken Burrough	1-0
1	Billy Cannon	1-0
1	Justin Gage	0-1
1	Frank Wycheck	1-0

## PLAYOFF GAME SUMMARIES

**AFL CHAMPIONSHIP GAME – 1960**  
**Houston 24, Los Angeles Chargers 16**  
 January 1, 1961 • Jeppesen Stadium

One sensational play by rookie halfback Billy Cannon, the previous season's Heisman Trophy winner, was the difference, as the Houston Oilers defeated the Los Angeles Chargers 24-16 in the first AFL Championship game. The Chargers took the early lead on two field goals by Ben Agajanian, but QB George Blanda brought the Oilers back, throwing a 17-yard touchdown pass to Dave Smith and kicking an 18-yard field goal, which put Houston ahead 10-9 at halftime. The teams exchanged touchdowns in the third quarter, with Blanda throwing a seven-yard scoring pass to Bill Groman and Chargers halfback Paul Lowe pounding over from the 2. Protecting a one-point lead in the fourth quarter and facing a third-and-nine at the Houston 12, Blanda threw a short pass to Cannon, who broke a tackle and outran the Chargers' secondary to complete an 88-yard scoring play. In the final minute of the game, the Chargers drove down the field, reaching the Houston 22. However, the Oilers held on fourth down for the title.

Los Angeles	6	3	7	0	16
Houston	0	10	7	7	24

TEAM	SCORING PLAY	QTR-INTO
Chargers	Agajanian 38 yd. field goal	1-10:58
Chargers	Agajanian 22 yd. field goal	1-6:44
Oilers	Smith 17 yd. pass from Blanda (Blanda kick)	2-11:09
Oilers	Blanda 18 yd. field goal	2-5:15
Chargers	Agajanian 27 yd. field goal	2-0:09
Oilers	Groman 7 yd. pass from Blanda (Blanda kick)	3-N/A
Chargers	Lowe 2 yd. run (Agajanian, kick)	3-N/A
Oilers	Cannon 88 yd. pass from Blanda (Blanda kick)	4-N/A

Missed FG: N/A  
 Attendance: 32,183

	Chargers	Oilers
First downs	21	17
Total yards	333	401
Rushing yards	162	100
Passing yards	171	301
Passes-comp.-Int.	41-21-2	32-16-0
Punts-avg.	4-41.0	5-34.0
Punt return yards	2-42	0-0
Kickoff return yards	5-123	5-128
Fumbles-lost	2-0	0-0
Penalties-yards	3-15	4-54

RUSHING									
OILERS	Att	Yds	Lg	TD	CHARGERS	Att	Yds	Lg	TD
Cannon	18	50	NA	0	Lowe	21	165	NA	1
Smith	19	45	NA	0	Kemp	6	19	NA	0
Hall	3	5	NA	0	Ferguson	4	14	NA	0
					Ford	2	5	NA	0
<b>TOTALS</b>	<b>40</b>	<b>100</b>	<b>NA</b>	<b>0</b>	<b>TOTALS</b>	<b>35</b>	<b>162</b>	<b>NA</b>	<b>1</b>

PASSING									
OILERS	Att	Cmp	Yds	TD-I	CHARGERS	Att	Cmp	Yds	TD-I
Blanda	31	16	301	3-0	Kemp	41	21	171	0-2
Cannon	1	0	0	0-0					
<b>TOTALS</b>	<b>32</b>	<b>16</b>	<b>301</b>	<b>3-0</b>	<b>TOTALS</b>	<b>41</b>	<b>21</b>	<b>171</b>	<b>0-2</b>

RECEIVING									
OILERS	Rec	Yds	Lg	TD	CHARGERS	Rec	Yds	Lg	TD
Smith	5	52	NA	1	Norton	6	55	NA	0
Cannon	3	128	NA	1	Lowe	3	35	NA	0
Carson	1	13	NA	0	Womble	6	23	NA	0
Hennigan	4	71	NA	0	Kocourek	3	57	NA	0
Groman	3	37	NA	1	Ferguson	2	29	NA	0
					Flowers	1	6	NA	0
<b>TOTALS</b>	<b>16</b>	<b>301</b>	<b>NA</b>	<b>3</b>	<b>TOTALS</b>	<b>21</b>	<b>171</b>	<b>NA</b>	<b>0</b>

**AFL CHAMPIONSHIP GAME – 1961**  
**Houston 10, San Diego Chargers 3**  
 Dec. 24, 1961 • Balboa Stadium

The Houston Oilers defeated the San Diego Chargers 10-3 to win their second consecutive AFL title. In a game marked by turnovers, Houston had seven and San Diego six. The only score of the first half came on a 46-yard field goal by George Blanda, which followed a nine-yard San Diego punt. In the third quarter, the Oilers put together the only sustained drive of the game, moving 80 yards. With a third-and-five at the San Diego 35, Blanda rolled to his right and found Billy Cannon open at the 17. Cannon jumped to make the catch, shrugged off a would-be tackler, and motored into the end zone for a touchdown that put Houston up 10-0. The Chargers scored early in the fourth quarter on a 12-yard field goal by George Blair, but they could not get on the scoreboard again.

San Diego	0	0	0	3	3
Houston	0	3	7	0	10

TEAM	SCORING PLAY	QTR
Oilers	Blanda 46 yd. field goal	2
Oilers	Cannon 35 yd. pass from Blanda (Blanda kick)	3
Chargers	Blair 12 yd. field goal	4

Missed FG: N/A  
 Attendance: 29,556

	Chargers	Oilers
First downs	15	18
Total yards	482	416
Rushing yards	79	96
Passing yards	177	160
Passes-comp.-Int.	31-17-4	41-18-6
Punts-avg.	6-33.3	4-41.5
Punt return yards	1-16	0-0
Kickoff return yards	2-50	0-0
Fumbles-lost	2-2	5-1
Penalties-yards	10-106	5-68
Field goals made-att	1-1	1-1

RUSHING											
OILERS	Att	Yds	Lg	TD	CHARGERS	Att	Yds	Lg	TD		
Cannon	15	48	22	0	Lincoln	3	7	4	0		
Tolar	16	52	20	0	Lowe	5	30	12	0		
Blanda	2	4	1	0	Roberson	8	37	23	0		
					Kemp	4	5	17	0		
<b>TOTALS</b>	<b>33</b>	<b>96</b>	<b>22</b>	<b>0</b>	<b>TOTALS</b>	<b>20</b>	<b>79</b>	<b>23</b>	<b>0</b>		

PASSING											
OILERS	Att	Cmp	Yds	TD-I	CHARGERS	Att	Cmp	Yds	TD-I		
Blanda	40	18	160	1-5	Kemp	32	17	226	0-4		
Groman	1	0	0	0-1							
<b>TOTALS</b>	<b>41</b>	<b>18</b>	<b>160</b>	<b>1-6</b>	<b>TOTALS</b>	<b>32</b>	<b>17</b>	<b>226</b>	<b>0-4</b>		

RECEIVING											
OILERS	Rec	Yds	Lg	TD	CHARGERS	Rec	Yds	Lg	TD		
Cannon	5	53	35	1	Lincoln	1	3	3	0		
Tolar	2	2	8	0	Roberson	1	11	11	0		
Groman	3	32	19	0	Kocourek	7	123	40	0		
Hennigan	5	43	14	0	Norton	3	48	28	0		
Dewveall	2	10	11	0	Flowers	2	17	9	0		
McLeod	1	20	20	0	Scarpitto	1	9	9	0		
					Hayes	1	5	5	0		
<b>TOTALS</b>	<b>18</b>	<b>160</b>	<b>35</b>	<b>1</b>	<b>TOTALS</b>	<b>17</b>	<b>226</b>	<b>40</b>	<b>0</b>		

\* Some game summaries in this section from *Total Football* and *NFL Record & Fact Book*.

## PLAYOFF GAME SUMMARIES

**AFL CHAMPIONSHIP GAME – 1962**  
**Dallas 20, Houston 17 (2 OT)**  
**Dec. 23, 1962 • Jeppesen Stadium**

In what was at the time the longest game in the history of professional football, the Dallas Texans dethroned the two-time defending AFL champion Houston Oilers when Tommy Brooker kicked a 25-yard field goal after 2:54 of the sixth quarter, or 17:54 of sudden-death overtime. The Texans led 17-0 after two quarters, but the Oilers, tied it up with 17 second-half points. The overtime started with a potentially damaging gaffe by Dallas captain Abner Haynes, who had already scored twice, but who won the toss and then elected to 'kick to the clock'. What Haynes wanted was the strong wind behind his team, but, by saying kick first, it gave the Oilers the chance to decide which end to take, and they, needless to say, chose to have the wind behind them. As it turned out, it didn't matter. After an interception near the end of the first overtime period, the Texans took over. Two big plays by fullback Jack Spikes put the ball at the Houston 19, and, on fourth-and-nine, Brooker ended the contest.

Dallas	..... 3	14	0	0	0	3	20
Houston	..... 0	0	7	10	0	0	17

TEAM	SCORING PLAY	QTR-INTO
Dallas	Brooker 16 yd. field goal	1-4:21
Dallas	Haynes 28 yd. pass from Dawson (Brooker kick)	2-14:31
Dallas	Haynes 2 yd. run (Brooker, kick)	2-3:31
Houston	Dewveall 15 yd. pass from Blanda (Blanda kick)	3-11:51
Houston	Blanda 31 yd. field goal	4-11:09
Houston	Tolar 1 yd. run (Blanda kick)	4-5:51
Dallas	Brooker 25 yd. field goal	6-12:05

Attendance: 37,081

	Texans	Oilers
First downs	19	21
Total yards	287	359
Rushing yards	199	98
Passing yards	88	261
Passes-comp.-Int.	14-9-0	46-23-5
Punts-avg.	8-31.2	3-39.3
Punt return yards	1-0	1-0
Kickoff return yards	4-86	5-139
Fumbles-lost	1-1	1-1
Penalties-yards	10-73	5-47
Field goals made-att	2-1	0-0

RUSHING									
OILERS	Att	Yds	Lg	TD	TEXANS	Att	Yds	Lg	TD
Tolar	17	58	12	1	Spikes	11	77	33	0
Cannon	11	37	7	0	McClinton	24	70	8	0
Smith	2	3	4	0	Dawson	5	26	11	0
					Haynes	14	26	14	0
<b>TOTALS</b>	<b>30</b>	<b>98</b>	<b>12</b>	<b>1</b>	<b>TOTALS</b>	<b>54</b>	<b>199</b>	<b>33</b>	<b>0</b>

PASSING									
OILERS	Att	Cmp	Yds	TD-I	TEXANS	Att	Cmp	Yds	TD-I
Blanda	46	23	261	1-5	Dawson	14	9	88	1-0
<b>TOTALS</b>	<b>46</b>	<b>23</b>	<b>261</b>	<b>1-5</b>	<b>TOTALS</b>	<b>14</b>	<b>9</b>	<b>88</b>	<b>1-0</b>

RECEIVING									
OILERS	Rec	Yds	Lg	TD	TEXANS	Rec	Yds	Lg	TD
Hennigan	3	37	19	0	Haynes	3	45	28	1
Tolar	1	8	8	0	Spikes	2	24	14	0
McLeod	5	70	21	0	Arbanas	2	21	12	0
Cannon	6	54	21	0	Bishop	1	0	0	0
Dewveall	6	95	24	1	McClinton	1	4	4	0
Jamison	1	9	9	0					
Smith	1	6	6	0					
<b>TOTALS</b>	<b>23</b>	<b>261</b>	<b>24</b>	<b>1</b>	<b>TOTALS</b>	<b>9</b>	<b>88</b>	<b>28</b>	<b>1</b>

**AFL CHAMPIONSHIP GAME – 1967**  
**Oakland 40, Houston 7**  
**Dec. 31, 1967 • Alameda County Coliseum**

Big plays before and after halftime broke open a tight game, as the Raiders won their first AFL title with a 40-7 victory against Houston. The Raiders led 10-0 in the final minutes of the half, the big play a 69-yard touchdown run by Hewritt Dixon. The Raiders lined up for a field goal attempt from the Houston 17, but instead quarterback Daryle Lamonica took the snap and threw to a wide open Dave Kocourek for a touchdown with 18 seconds remaining to build the lead to 17-0. The Oilers hoped for a big play to open the second half, and they got it, but it was in favor of the Raiders. Zeke Moore fumbled the kickoff and Oakland recovered deep in Houston territory, leading to Lamonica's one-yard quarterback sneak. In the next two quarters, George Blanda kicked three field goals, to give him 16 points for the day, and Lamonica threw a touchdown pass to Bill Miller.

Oakland	..... 3	14	10	13	40
Houston	..... 0	0	0	7	7

TEAM	SCORING PLAY	QTR
Oakland	Blanda 37 yd. field goal	1
Oakland	Dixon 69 yd. run (Blanda kick)	2
Oakland	Kocourek 17 yd. pass from Lamonica (Blanda kick)	2
Oakland	Lamonica 1 yd. run (Blanda kick)	3
Oakland	Blanda 40 yd field goal	3
Oakland	Blanda 42 yd. field goal	4
Houston	Frazier 5 yd. pass from Beathard (Wittenborn kick)	4
Oakland	Blanda 36 yd. field goal	4
Oakland	Miller 12 yd. pass from Lamonica (Blanda kick)	4

Attendance: 53,330

	Raiders	Oilers
First downs	18	11
Total yards	364	146
Rushing yards	263	38
Passing yards	101	108
Passes-comp.-Int.	26-10-0	35-15-1
Punts-avg.	4-44.3	11-38.6
Fumbles-lost	0-0	4-2
Penalties-yards	4-69	7-45

RUSHING									
OILERS	Att	Yds	Lg	TD	RAIDERS	Att	Yds	Lg	TD
Granger	14	19	NA	0	Dixon	21	144	NA	1
Campbell	6	15	NA	0	Banaszak	15	116	NA	0
Blanks	1	6	6	0	Lamonica	5	22	NA	1
Beathard	1	-2	-2	0	Hagberg	2	-1	NA	0
<b>TOTALS</b>	<b>22</b>	<b>38</b>	<b>NA</b>	<b>0</b>	<b>TOTALS</b>	<b>43</b>	<b>281</b>	<b>NA</b>	<b>2</b>

PASSING									
OILERS	Att	Cmp	Yds	TD-I	RAIDERS	Att	Cmp	Yds	TD-I
Beathard	35	15	142	1-1	Lamonica	24	10	111	2-0
					Blanda	2	0	0	0-0
<b>TOTALS</b>	<b>35</b>	<b>15</b>	<b>142</b>	<b>1-1</b>	<b>TOTALS</b>	<b>26</b>	<b>10</b>	<b>111</b>	<b>2-0</b>

RECEIVING									
OILERS	Rec	Yds	Lg	TD	RAIDERS	Rec	Yds	Lg	TD
Frazier	7	81	NA	1	Miller	3	32	NA	1
Reed	4	60	NA	0	Cannon	2	31	NA	0
Campbell	2	5	NA	0	Biletnikoff	2	19	NA	0
Taylor	1	6	NA	0	Kocourek	1	17	17	1
<b>TOTALS</b>	<b>14</b>	<b>151</b>	<b>NA</b>	<b>1</b>	<b>TOTALS</b>	<b>8</b>	<b>99</b>	<b>17</b>	<b>2</b>

# PLAYOFF GAME SUMMARIES

**AFL PLAYOFF GAME – 1969**  
**Oakland 56, Houston 7**  
**Dec. 21, 1969 • Alameda County Coliseum**

Oakland scored four touchdowns in 4:22 of the first quarter, as the Raiders jumped to a quick 28-0 lead on the way to a 56-7 victory over the Oilers. The key figure was quarterback Daryle Lamonica, who threw six touchdown passes. On their second possession, the Raiders moved 50 yards in five plays, with Lamonica throwing a 13-yard scoring pass to Fred Biletnikoff. On the first play after the kickoff, George Atkinson intercepted Pete Beathard's pass and returned it 57 yards for a score. The Oilers again lost the ball the first play after the kickoff, as Hoyle Granger fumbled and Carleton Oats recovered at the Houston 24. On first down, Lamonica hit Rod Sherman for a touchdown. Following the next kickoff, Houston again fumbled - this time by Beathard on the fourth play - and Tom Keating recovered. Again it took the Raiders one play to score, Lamonica finding Biletnikoff for the touchdown.

<b>Oakland</b> . . . . .	25	7	14	7	56
<b>Houston</b> . . . . .	0	0	0	7	7

TEAM	SCORING PLAY	QTR-INTO
Raiders	Biletnikoff 13 yd. pass from Lamonica (Blanda kick)	1-6:33
Raiders	Atkinson 57 yd. interception return (Blanda kick)	1-7:26
Raiders	Sherman 24 yd. pass from Lamonica (Blanda kick)	1-8:32
Raiders	Biletnikoff 31yd. pass from Lamonica (Blanda kick)	1-10:55
Raiders	Smith 60 yd. pass from Lamonica (Blanda kick)	2-9:12
Raiders	Sherman 23 yd. pass from Lamonica (Blanda kick)	3-9:49
Raiders	Cannon 3 yd. pass from Lamonica (Blanda kick)	3-14:49
Oilers	Reed 8 yd. pass from Beathard (Gerela kick)	4-6:17
Raiders	Hubbard 4 yd. run (Blanda kick)	4-12:35

**Missed FG:** None  
**Attendance:** 53,539

	Raiders	Oilers
First downs	17	14
Total yards	412	197
Rushing yards	110	28
Passing yards	302	169
Passes-comp.-Int.	22-14-3	46-18-3
Punts-avg.	5-42.0	11-41.4
Punt return yards	3-27	2-4
Kickoff return yards	2-64	7-130
Fumbles-lost	3-1	3-2
Penalties-yards	7-63	3-48

RUSHING									
OILERS	Att	Yds	Lg	TD	RAIDERS	Att	Yds	Lg	TD
Granger	14	29	9	0	Dixon	13	48	17	0
Campbell	1	0	0	0	Smith	8	3	3	0
Levias	1	4	4	0	Hubbard	6	19	5	1
Beathard	3	-5	3	0	Todd	8	31	30	0
					Hagberg	2	9	5	0
<b>TOTALS</b>	<b>19</b>	<b>28</b>	<b>9</b>	<b>0</b>	<b>TOTALS</b>	<b>37</b>	<b>110</b>	<b>30</b>	<b>1</b>

PASSING									
OILERS	Att	Cmp	Yds	TD-I	RAIDERS	Att	Cmp	Yds	TD-I
Beathard	46	18	209	1-3	Lamonica	17	13	276	6-1
					Blanda	5	1	33	0-2
<b>TOTALS</b>	<b>46</b>	<b>18</b>	<b>209</b>	<b>1-3</b>	<b>TOTALS</b>	<b>22</b>	<b>14</b>	<b>309</b>	<b>6-3</b>

RECEIVING									
OILERS	Rec	Yds	Lg	TD	RAIDERS	Rec	Yds	Lg	TD
Bierne	5	48	12	0	Biletnikoff	3	70	31	2
Reed	7	81	18	1	Sherman	4	60	24	2
Granger	3	31	24	0	Smith	4	103	60	1
Haik	2	42	29	0	Todd	1	40	40	0
Levias	1	7	7	0	Hubbard	1	33	33	0
					Cannon	1	3	3	1
<b>TOTALS</b>	<b>18</b>	<b>209</b>	<b>29</b>	<b>1</b>	<b>TOTALS</b>	<b>14</b>	<b>309</b>	<b>60</b>	<b>6</b>

**AFC WILD CARD GAME – 1978**  
**Houston 17, Miami 9**  
**Dec. 24, 1978 • Orange Bowl**

The Oilers, making their first postseason appearance since 1969, advanced to the divisional playoffs on a brilliant passing performance by Dan Pastorini, who completed 20 of 29 passes for 306 yards and one touchdown. The two AFC wild card teams were locked in a 7-7 tie until midway through the fourth quarter. But Pastorini then completed all four of his passes in a 53-yard drive that set up Toni Fritsch's 35-yard field goal for a 10-7 lead with 7:25 left. One play after the ensuing kickoff, Gregg Bingham intercepted a Bob Griese pass and the Oilers drove 50 yards in 10 plays (9 on the ground) for Earl Campbell's clinching touchdown from the one-yard line. Griese completed 11 of 28 passes. Campbell, the NFL's leading rusher during regular season with 1,450 yards, gained 84 yards on 26 carries.

<b>Miami</b> . . . . .	7	0	0	2	9
<b>Houston</b> . . . . .	7	0	0	10	17

TEAM	SCORING PLAY	QTR-INTO
Dolphins	Tollman 13 yd. pass from Griese (Yepremian kick)	1-9:58
Oilers	Wilson 13 yd. pass from Pastorini (Fritsch kick)	1-14:57
Oilers	Fritsch 27 yd. field goal	4-5:18
Oilers	Campbell 1 yd. run (Fritsch kick)	4-5:10
Dolphins	Safety	4-14:49

**Missed FG:** Yepremian missed FG, Bokamper FG blocked  
**Attendance:** 70,036

	Dolphins	Oilers
First downs	14	23
3rd-down conversion-att	5-12-42%	8-16-50%
Total yards	209	455
Rushing yards	91	165
Passing yards	118	290
Passes-comp.-Int.	30-12-3	30-20-0
Punts-avg.	5-48.6	5-44.0
Punt return yards	1-24	3-11
Kickoff return yards	5-109	2-55
Fumbles-lost	2-2	3-1
Penalties-yards	1-5	5-37
Field goals made-att	0-1	1-2
Time of possession	24:17	35:43

RUSHING									
OILERS	Att	Yds	Lg	TD	DOLPHINS	Att	Yds	Lg	TD
Campbell	26	84	20	1	Williams	13	41	9	0
Wilson	14	76	21	0	Harris	9	43	9	0
Coleman	1	2	2	0	Bulaich	2	0	0	0
Poole	1	12	12	0	Moore	1	7	7	0
Pastorini	3	-9	-3	0					
<b>TOTALS</b>	<b>45</b>	<b>165</b>	<b>21</b>	<b>1</b>	<b>TOTALS</b>	<b>25</b>	<b>91</b>	<b>9</b>	<b>0</b>

PASSING									
OILERS	Att	Cmp	Yds	TD-I	DOLPHINS	Att	Cmp	Yds	TD-I
Pastorini	29	20	306	1-0	Griese	28	1	114	1-2
Barber	1	0	0	0-0	Strock	2	1	23	0-1
<b>TOTALS</b>	<b>30</b>	<b>20</b>	<b>306</b>	<b>1-0</b>	<b>TOTALS</b>	<b>30</b>	<b>12</b>	<b>137</b>	<b>1-3</b>

RECEIVING									
OILERS	Rec	Yds	Lg	TD	DOLPHINS	Rec	Yds	Lg	TD
Wilson	5	40	13	1	Harris	4	42	19	0
Caster	1	11	11	0	Williams	1	8	8	0
Barber	4	112	55	0	Tillman	2	24	13	1
Burrough	6	103	53	0	Harris	1	21	21	0
Coleman	1	5	5	0	Bulaich	2	14	9	0
Woods	2	22	16	0	Moore	2	28	23	0
Campbell	1	13	13	0					
<b>TOTALS</b>	<b>20</b>	<b>306</b>	<b>55</b>	<b>1</b>	<b>TOTALS</b>	<b>12</b>	<b>137</b>	<b>23</b>	<b>1</b>

**INDIVIDUAL DEFENSE (press box stats)**  
**OILERS** – Leading Tackler: Currier 6-2-8, Kiner 5-3-8. Sacks: Washington 1, Bethea 1. Int.: Stemrick 1, Reinfeldt 1, Bingham 1. FR: Washington 1.  
**DOLPHINS** – Leading Tackler: Babb 7-4-11, Baumhower 8-3-11. Sacks: Bokamper 2. Int.: None. FR: Rhone 1.



# PLAYOFF GAME SUMMARIES

**AFC DIVISIONAL PLAYOFF GAME – 1978**  
**Houston 31, New England 14**  
**December 31, 1978 • Schaefer Stadium**

Houston captured its second straight postseason road victory and advanced into its first AFC championship game with an impressive win over New England, the AFC East champion. Houston quarterback Dan Pastorini completed 10 of 13 passes for 184 yards and three touchdowns as the Oilers jumped to a 21-0 halftime lead. After a scoreless first period, Pastorini hit wide receiver Ken Burrough on a 71-yard touchdown pass and connected with tight end Mike Barber on 19- and 13-yard touchdown strikes. New England narrowed the gap to 24-14 early in the final quarter on two scoring passes- a 24-yard option toss from running back Andy Johnson to wide receiver Harold Jackson and another 24-yard pass from backup quarterback Tom Owen to tight end Russ Francis. Linebacker Gregg Bingham's 19-yard interception return to New England's 18-yard line with 5:07 remaining stopped the Patriots' rally and set up running back Earl Campbell's two-yard touchdown run three plays later.

New England	.....	0	0	7	7	14
Houston	.....	0	21	3	7	31

TEAM	SCORING PLAY	QTR-INTO
Oilers	Burrough 71 yd. pass from Pastorini (Fritsch kick)	2-1:35
Oilers	Barber 19 yd. pass from Pastorini (Fritsch kick)	2-8:12
Oilers	Barber 13 yd. pass from Pastorini (Fritsch kick)	2-14:35
Oilers	Fritsch 30 yd. field goal	3-7:56
Patriots	Jackson 24 yd. pass from Johnson (Posey kick)	3-14:43
Patriots	Francis 24 yd. pass from Owen (Posey kick)	4-5:43
Oilers	Campbell 2 yd. run (Fritsch kick)	4-11:19

**Missed FG:** Posey 43WR  
**Attendance:** 60,881

	Patriots	Oilers
First downs	15	21
3rd-down conversion-att	6-13-46%	11-17-65%
Total yards	263	344
Rushing yards	83	174
Passing yards	180	170
Passes-comp.-Int.	35-16-3	15-12-1
Punts-avg.	4-43.3	5-34.8
Punt return yards	3-6	3-6
Kickoff return yards	5-136	3-53
Fumbles-lost	2-0	1-0
Penalties-yards	8-92	2-25
Field goals made-att	0-1	1-1
Time of possession	26:04	33:06

RUSHING									
OILERS	Att	Yds	Lg	TD	PATRIOTS	Att	Yds	Lg	TD
Campbell	27	118	35	1	Cunningham	10	42	8	0
Wilson	14	26	8	0	Grogan	1	16	16	0
Coleman	7	19	12	0	Johnson	6	14	4	0
Duncan	2	7	5	0	Ivory	3	11	6	0
Poole	3	7	4	0					
Nielson	1	-3	-3	0					
<b>TOTALS</b>	<b>54</b>	<b>174</b>	<b>35</b>	<b>1</b>	<b>TOTALS</b>	<b>20</b>	<b>83</b>	<b>16</b>	<b>0</b>

PASSING									
OILERS	Att	Cmp	Yds	TD-I	PATRIOTS	Att	Cmp	Yds	TD-I
Pastorini	15	12	200	3-1	Grogan	12	3	38	0-2
					Owen	22	12	144	1-1
					Johnson	1	1	24	1-0
<b>TOTALS</b>	<b>15</b>	<b>12</b>	<b>200</b>	<b>3-1</b>	<b>TOTALS</b>	<b>35</b>	<b>16</b>	<b>206</b>	<b>2-3</b>

RECEIVING									
OILERS	Rec	Yds	Lg	TD	PATRIOTS	Rec	Yds	Lg	TD
Barber	5	83	22	2	Francis	8	101	24	1
Burrough	3	91	71	1	Cunningham	3	28	15	0
Carter	2	12	7	0	Morgan	2	37	19	0
Campbell	1	10	10	0	Johnson	2	16	11	0
Woods	1	4	4	0	Jackson	1	24	24	1
<b>TOTALS</b>	<b>12</b>	<b>200</b>	<b>71</b>	<b>3</b>	<b>TOTALS</b>	<b>16</b>	<b>206</b>	<b>24</b>	<b>2</b>

**INDIVIDUAL DEFENSE (press box stats)**

**OILERS** – Leading Tackler: Bingham 6-2-8. Sacks: Brazile 1, Washington 1, Bethea 1, Young 1. Int.: Reinfeldt 2, Bingham 1. FR: Pastorini 1.  
**PATRIOTS** – Leading Tackler: Beaudoin 8-7-15. Sacks: Beaudoin 1.0, Bishop 1.0, Zabel 0.5. Int.: Fox 1. FR: Gray 1, Westbrook 1.

**AFC CHAMPIONSHIP GAME – 1978**  
**Pittsburgh 34, Houston 5**  
**January 7, 1979 • Three Rivers Stadium**

Playing in their first championship game since 1962, the Oilers were unable to unseat a strong Pittsburgh team, dropping a 34-5 contest at Three Rivers Stadium. The Steelers, striking through cold, steady rain for 31 first half points, won their third AFC championship in five years behind their usual solid defense and spectacular performances by Terry Bradshaw and Lynn Swann. Seventeen of the points, came during a 48-second span in the last minute of the half as Pittsburgh capitalized on two fumbles by Ronnie Coleman and one by Johnnie Dirden. Despite the playing conditions that contributed to a postseason record 12 fumbles, Bradshaw completed 11 of 19 passes for 200 yards and touchdowns to John Stallworth and Swann, who caught four passes for 98 yards. Both touchdown passes and one of Roy Gerela's two field goals made up the 17-point burst between 14:08 and 14:56 of the second quarter after Pittsburgh had built a 14-3 lead on scoring runs by Franco Harris and Rocky Bleier.

Pittsburgh	.....	14	17	3	0	34
Houston	.....	0	3	2	0	5

TEAM	SCORING PLAY	QTR-INTO
Steelers	Harris 7 yd. run (Gerela kick)	1-4:58
Steelers	Bleier 17 yd.run (Gerela kick)	1-13:51
Oilers	Fritsch 19 yd. field goal	2-5:21
Steelers	Swan 29 yd. pass from Bradshaw (Gerela kick)	2-14:08
Steelers	Stallworth 17yd. pass from Bradshaw (Gerela kick)	2-14:27
Steelers	Gerela 37 yd. field goal	2-14:56
Steelers	Gerela 22 yd. field goal	3-7:14
Oilers	Washington safety	3-11:10

**Missed FG:** Gerela 40, 40  
**Attendance:** 49,417

	Steelers	Oilers
First downs	21	10
3rd-down conversion-att	1-9-11%	1-11-9%
Total yards	379	142
Rushing yards	179	72
Passing yards	200	70
Passes-comp.-Int.	19-11-2	26-12-5
Punts-avg.	1-53.0	6-39.5
Punt return yards	6-91	0-0
Kickoff return yards	2-36	8-179
Fumbles-lost	6-3	6-4
Penalties-yards	4-32	5-48
Field goals made-att	2-4	1-1
Time of possession	33:10	18:15

RUSHING									
OILERS	Att	Yds	Lg	TD	STEELERS	Att	Yds	Lg	TD
Campbell	22	62	11	0	Harris	20	51	9	1
Woods	1	9	9	0	Bleier	10	45	15	1
Coleman	1	-5	-5	0	Bradshaw	7	29	13	0
Wilson	2	6	4	0	Delophaime	3	28	23	0
					Thornton	3	22	14	0
					Moser	3	7	5	0
					Kruczek	1	-3	-3	0
<b>TOTALS</b>	<b>26</b>	<b>72</b>	<b>11</b>	<b>0</b>	<b>TOTALS</b>	<b>47</b>	<b>179</b>	<b>23</b>	<b>2</b>

PASSING									
OILERS	Att	Cmp	Yds	TD-I	STEELERS	Att	Cmp	Yds	TD-I
Pastorini	26	12	96	0-5	Bradshaw	19	11	200	2-2
					Kruczek	0	0	0	0-0
<b>TOTALS</b>	<b>26</b>	<b>12</b>	<b>96</b>	<b>0-5</b>	<b>TOTALS</b>	<b>19</b>	<b>11</b>	<b>200</b>	<b>2-2</b>

RECEIVING									
OILERS	Rec	Yds	Lg	TD	STEELERS	Rec	Yds	Lg	TD
Caster	5	44	21	0	Swann	4	98	34	1
Wilson	5	33	8	0	Grossman	2	43	29	0
Coleman	1	15	15	0	Bleier	4	42	16	0
Campbell	1	4	4	0	Stallworth	1	17	17	1
<b>TOTALS</b>	<b>12</b>	<b>96</b>	<b>21</b>	<b>0</b>	<b>TOTALS</b>	<b>11</b>	<b>200</b>	<b>34</b>	<b>2</b>

**INDIVIDUAL DEFENSE (press box stats)**

**OILERS** – Leading Tackler: Knoff 9-1-10. Sacks: None. Int.: Knoff 1. FR: Pastorini 1.  
**STEELERS** – Leading Tackler: Lambert 15-5-20. Sacks: None. Int.: None. FR: Shell 1, Davis 1, Pinney 1.

# PLAYOFF GAME SUMMARIES

## AFC WILD CARD PLAYOFF GAME – 1979 Houston 13, Denver 7 December 23, 1979 • Astrodome

The Oilers, playing a postseason game at home for the first time in 17 years, advanced to the divisional playoffs by shutting out the Broncos over the last three quarters of play. Denver marched 80 yards for a touchdown and a 7-3 lead on its first possession, but Earl Campbell's three-yard scoring run gave Houston a 10-7 halftime margin. Campbell and Oilers quarterback Dan Pastorini both missed second half action with groin injuries but Rob Carpenter and second year quarterback Gifford Nielsen played well in relief during their initial NFL playoff competition. Linebacker Gregg Bingham's 15-yard interception return set up Toni Fritsch's second field goal- a 20-yarder with 4:18 remaining to give Houston a 13-7 edge. The Oilers' defense, which recorded six sacks overall, held the Broncos on the final two series with Curley Culp's third-down sack and Vernon Perry's fourth-down pass deflection the key plays.

Denver	..... 7	0	0	0	7
Houston	..... 3	7	0	3	13

TEAM	SCORING PLAY	QTR-INTO
Oilers	Fritsch 31 yd. field goal	1-4:58
Broncos	Preston 7 yd. pass from Morton (Turner kick)	1-11:33
Oilers	Campbell 3 yd. run (Fritsch kick)	2-14:14
Oilers	Fritsch 20 yd. field goal	4-10:42

**Missed FG:** Steinfort 50  
**Attendance:** 48,776

	Broncos	Oilers
First downs	17	15
3rd-down conversion-att	4-13-31%	7-17-40%
Total yards	216	282
Rushing yards	112	135
Passing yards	104	147
Passes-comp.-Int.	27-14-1	22-10-2
Punts-avg.	5-45.2	5-43.2
Punt return yards	2-25	5-42
Kickoff return yards	4-83	1-26
Fumbles-lost	1-0	0-0
Penalties-yards	7-70	2-19
Field goals made-att	0-1	2-2
Time of possession	27:38	32:22

RUSHING									
OILERS	Att	Yds	Lg	TD	BRONCOS	Att	Yds	Lg	TD
Campbell	16	50	9	1	Armstrong	12	51	15	0
Wilson	8	21	5	0	Preston	9	24	7	0
Coleman	2	5	4	0	Jensen	4	5	3	0
Carpenter	16	59	9	0	Canada	4	29	13	0
					Upchurch	1	3	3	0
					Morton	2	0	0	0
<b>TOTALS</b>	<b>42</b>	<b>135</b>	<b>9</b>	<b>1</b>	<b>TOTALS</b>	<b>32</b>	<b>112</b>	<b>15</b>	<b>0</b>

PASSING									
OILERS	Att	Cmp	Yds	TD-I	BRONCOS	Att	Cmp	Yds	TD-I
Pastorini	18	8	149	0-1	Morton	27	14	144	1-1
Nielsen	4	2	9	0-1					
<b>TOTALS</b>	<b>22</b>	<b>10</b>	<b>158</b>	<b>0-2</b>	<b>TOTALS</b>	<b>27</b>	<b>14</b>	<b>144</b>	<b>1-1</b>

RECEIVING									
OILERS	Rec	Yds	Lg	TD	BRONCOS	Rec	Yds	Lg	TD
Coleman	1	41	41	0	Armstrong	2	22	13	0
Carpenter	3	26	13	0	Egloff	1	17	17	0
Barber	1	31	31	0	Preston	4	40	12	1
Wilson	4	53	20	0	Moses	3	47	25	0
Campbell	1	7	7	0	Jensen	1	11	11	0
					Canada	1	4	4	0
					Odom	2	3	3	0
<b>TOTALS</b>	<b>10</b>	<b>158</b>	<b>41</b>	<b>0</b>	<b>TOTALS</b>	<b>14</b>	<b>144</b>	<b>25</b>	<b>0</b>

### INDIVIDUAL DEFENSE (press box stats)

**OILERS** – Leading Tackler: Bingham 7-3-10. Sacks: Dorris 3, Culp 2, Kennard 1. Int.: Bingham 1. FR: None.

**BRONCOS** – Leading Tackler: Gradishar 12-1-13. Sacks: Chavous 1. Int.: Thompson 1. FR: None.

## AFC DIVISIONAL PLAYOFF GAME – 1979 Houston 17, San Diego 14 December 29, 1979 • San Diego Stadium

The Oilers advanced into their second consecutive AFC Championship Game on the strength of an opportunistic defense and a near-flawless performance by the offensive unit. First-year strong safety Vernon Perry set up 10 of the Oilers' 17 points with a postseason game record of four interceptions in addition to a 57-yard blocked field goal return. Second-year quarterback Gifford Nielsen and third-year running back Rob Carpenter started for regulars Dan Pastorini and Earl Campbell, who were sidelined with groin injuries. The Oilers intercepted AFC passing leader Dan Fouts five times. Nielsen, making his first NFL postseason start, completed a 47-yard scoring pass to Mike Renfro with 12:55 elapsed in the third period to provide the winning margin.

San Diego	..... 7	0	7	0	14
Houston	..... 0	10	7	0	17

TEAM	SCORING PLAY	QTR-INTO
Chargers	C. Williams 1 yd. run (Wood kick)	1-10:11
Oilers	Fritsch 26 yd. field goal	2-10:58
Oilers	Clark 1 yd. run (Fritsch kick)	2-14:41
Chargers	Mitchell 8 yd. run (Wood kick)	3-1:52
Oilers	Renfro 47 yd. pass from Nielson (Fritsch kick)	3-12:55

**Missed FG:** Wood 26 blocked  
**Attendance:** 51,192

	Chargers	Oilers
First downs	25	15
3rd-down conversion-att	7-13-54%	8-16-50%
Total yards	380	259
Rushing yards	19	40
Passing yards	317	111
Passes-comp.-Int.	47-25-5	19-10-1
Punts-avg.	2-32.0	6-40.7
Punt return yards	2-25	1-25
Kickoff return yards	5-88	3-53
Fumbles-lost	0-0	0-0
Penalties-yards	6-30	5-45
Field goals made-att	0-1	1-1
Time of possession	29:54	30:06

RUSHING									
OILERS	Att	Yds	Lg	TD	CHARGERS	Att	Yds	Lg	TD
Wilson	11	39	14	0	Mitchell	8	33	8	1
Carpenter	18	67	11	0	Williams	11	30	8	1
Clark	9	30	11	1					
Nielsen	2	12	14	0					
<b>TOTALS</b>	<b>40</b>	<b>148</b>	<b>14</b>	<b>1</b>	<b>TOTALS</b>	<b>19</b>	<b>63</b>	<b>8</b>	<b>2</b>

PASSING									
OILERS	Att	Cmp	Yds	TD-I	CHARGERS	Att	Cmp	Yds	TD-I
Nielsen	19	10	111	1-1	Fouts	47	25	333	0-5
<b>TOTALS</b>	<b>19</b>	<b>10</b>	<b>111</b>	<b>1-1</b>	<b>TOTALS</b>	<b>47</b>	<b>25</b>	<b>333</b>	<b>0-5</b>

RECEIVING									
OILERS	Rec	Yds	Lg	TD	CHARGERS	Rec	Yds	Lg	TD
Barber	1	12	12	0	Mitchell	4	26	9	0
Carpenter	4	23	7	0	McCrary	1	34	34	0
Wilson	3	16	10	0	Jefferson	4	70	21	0
Renfro	1	47	47	1	Williams	4	30	12	0
Coleman	1	13	13	0	Joiner	4	81	30	0
					Floyd	3	51	23	0
					Klein	5	41	16	0
<b>TOTALS</b>	<b>10</b>	<b>111</b>	<b>47</b>	<b>1</b>	<b>TOTALS</b>	<b>25</b>	<b>333</b>	<b>34</b>	<b>0</b>

### INDIVIDUAL DEFENSE (press box stats)

**OILERS** – Leading Tackler: Perry 6-2-8. Sacks: Bethea 1, Dorris 1. Int.: Perry 4, Wilson 1. FR: None.

**CHARGERS** – Leading Tackler: Johnson 4-6-10, Fuller 8-2-10. Sacks: None. Int.: Williams 1. FR: None.

# PLAYOFF GAME SUMMARIES

**AFC CHAMPIONSHIP GAME – 1979**  
**Pittsburgh 27, Houston 13**  
**January 6, 1980 • Three Rivers Stadium**

The Steelers held the Oilers to only 24 rushing yards but were also aided by a controversial non-touchdown call to come away with a 27-13 win. Houston jumped to a 7-0 lead just 2:30 into the game when Vernon Perry returned an interception 75 yards for a touchdown. Then after both teams exchanged field goals, Terry Bradshaw completed two touchdown passes, a 16-yarder to tight end Billy Cunningham and a 20-yard score to wide receiver John Stallworth. With the Steelers leading 17-10, the controversial play occurred during the last seconds of the third quarter. Quarterback Dan Pastorini threw a pass to Mike Renfro at the back of the end zone, and Renfro appeared to have caught it for a touchdown with both feet in bounds before he fell out of the end zone. However, the officials ruled the pass incomplete. Although the Oilers protested, and replays would later show that it was inconclusive, they had to settle for a 23-yard field goal. The Steelers would then score 10 unanswered points in the fourth quarter to clinch the victory.

Pittsburgh	3	14	0	10	27
Houston	7	3	0	3	13

TEAM	SCORING PLAY	QTR-INTO
Oilers	Perry 75 yd. interception return (Fritsch kick)	1-2:30
Steelers	Bahr 21 yd. field goal	1-11:05
Oilers	Fritsch 27 yd. field goal	2-0:48
Steelers	Cunningham 16 yd. pass from Bradshaw (Bahr kick)	2-5:27
Steelers	Stallworth 20 yd. pass from Bradshaw (Bahr kick)	2-12:26
Oilers	Fritsch 23 yd. field goal	4-0:03
Steelers	Bahr 39 yd. field goal	4-5:10
Steelers	Bleier 4 yd. run (Bahr kick)	4-14:06

**Missed FG:** Bahr 40W/L  
**Attendance:** 50,475

	Steelers	Oilers
First downs	22	11
3rd-down conversion-att	13-19-68%	3-11-27%
Total yards	358	227
Rushing yards	161	24
Passing yards	197	203
Passes-comp.-Int.	30-18-1	29-20-1
Punts-avg.	3-51	4-30
Punt return yards	3-8	2-8
Kickoff return yards	4-82	6-64
Fumbles-lost	1-1	4-2
Penalties-yards	5-34	2-10
Field goals made-att	2-3	2-2
Time of possession	32:56	27:04

RUSHING									
OILERS	Att	Yds	Lg	TD	STEELERS	Att	Yds	Lg	TD
Campbell	17	15	7	0	Harris	21	85	13	0
Wilson	4	9	3	0	Bleier	13	52	8	1
Caster	1	0	0	0	Bradshaw	1	25	25	0
					Thornton	1	-1	-1	0
<b>TOTALS</b>	<b>22</b>	<b>24</b>	<b>7</b>	<b>0</b>	<b>TOTALS</b>	<b>36</b>	<b>161</b>	<b>25</b>	<b>1</b>

PASSING									
OILERS	Att	Cmp	Yds	TD-I	STEELERS	Att	Cmp	Yds	TD-I
Pastorini	28	19	203	0-1	Bradshaw	30	18	219	2-1
Nielsen	1	1	9	0-0					
<b>TOTALS</b>	<b>29</b>	<b>20</b>	<b>212</b>	<b>0-1</b>	<b>TOTALS</b>	<b>30</b>	<b>18</b>	<b>219</b>	<b>2-1</b>

RECEIVING									
OILERS	Rec	Yds	Lg	TD	STEELERS	Rec	Yds	Lg	TD
Wilson	7	60	41	0	Stallworth	3	52	20	1
Coleman	2	46	32	0	Swann	4	64	21	0
Carpenter	5	23	14	0	Harris	6	50	15	0
Renfro	3	52	19	0	Bleier		39	20	0
Campbell	1	11	11	0	Cunningham	2	14	16	1
Merkens	1	12	12	0					
Barber	1	8	8	0					
<b>TOTALS</b>	<b>20</b>	<b>212</b>	<b>41</b>	<b>0</b>	<b>TOTALS</b>	<b>18</b>	<b>219</b>	<b>21</b>	<b>2</b>

**INDIVIDUAL DEFENSE (press box stats)**

**OILERS** – Leading Tackler: Stringer 11-2-13. Sacks: Bethea 1, Stensrud 1, Dorris 1. Int.: Perry 1. FR: Carter 1, Renfro 1.

**STEELERS** – Leading Tackler: Lambert 7-4-11. Sacks: Greenwood 1. Int.: Woodruff 1. FR: Shell 1, Blount 1.

**AFC WILD CARD GAME – 1980**  
**Oakland 27, Houston 7**  
**December 28, 1980 • Alameda County Coliseum**

The Raiders advanced to the divisional playoffs by shutting out the Oilers over the final three quarters. Oakland converted Earl Campbell's fumble on the first play of the game into Chris Bahr's 47-yard field goal, but Campbell came back to score on a one-yard plunge to give Houston a 7-3 lead. Jim Plunkett's one-yard touchdown pass to Todd Christensen early in the second quarter put the Raiders ahead to stay 10-7. Plunkett added another touchdown on a 44-yard pass to Arthur Whittington on the first play of the final period. Kenny King's 31-yard run set up Bahr's 37-yard field goal that gave Oakland a 20-7 edge. Lester Hayes added two interceptions to his NFL-leading 13 during the regular season. He picked off Ken Stabler's pass in the end zone to end a Houston scoring threat in the third period. In the fourth quarter Hayes' 20-yard interception return capped the Raiders' scoring.

Oakland	3	7	0	17	27
Houston	7	0	0	0	7

TEAM	SCORING PLAY	QTR-INTO
Raiders	Bahr 47 yd. field goal	1-1:45
Oilers	Campbell 1 yd. run (Fritsch kick)	1-13:15
Raiders	Christensen 1 yd. pass from Plunkett (Bahr kick)	2-9:25
Raiders	Whittington 44 yd. pass from Plunkett (Bahr kick)	4-0:07
Raiders	Bahr 37 yd. field goal	4-8:35
Raiders	Hayes 20 yd. interception return (Bahr kick)	4-9:31

**Missed FG:** Fritsch 45 short, 37 blocked  
**Attendance:** N/A

	Raiders	Oilers
First downs	12	18
3rd-down conversion-att	3-15-20%	2-15-13%
Total yards	250	275
Rushing yards	111	97
Passing yards	139	178
Passes-comp.-Int.	23-8-1	21-15-2
Punts-avg.	9-51.1	9-44.0
Punt return yards	6-29	7-84
Kickoff return yards	2-47	6-118
Fumbles-lost	2-0	1-1
Penalties-yards	14-91	8-64
Field goals made-att	2-2	0-2
Time of possession	27:56	32:04

RUSHING									
OILERS	Att	Yds	Lg	TD	RAIDERS	Att	Yds	Lg	TD
Campbell	27	91	14	1	King	13	55	27	0
Carpenter	5	9	4	0	Van Eeghen	14	46	9	0
Wilson	1	-3	-3	0	Whittington	5	11	7	0
					Jensen	2	0	0	0
					Plunkett	1	-1	-1	0
<b>TOTALS</b>	<b>29</b>	<b>97</b>	<b>22</b>	<b>0</b>	<b>TOTALS</b>	<b>35</b>	<b>111</b>	<b>27</b>	<b>0</b>

PASSING									
OILERS	Att	Cmp	Yds	TD-I	RAIDERS	Att	Cmp	Yds	TD-I
Stabler	26	15	243	0-2	Plunkett	23	8	168	2-1
Campbell	1	0	0	0-0					
<b>TOTALS</b>	<b>27</b>	<b>15</b>	<b>243</b>	<b>0-2</b>	<b>TOTALS</b>	<b>23</b>	<b>8</b>	<b>168</b>	<b>2-1</b>

RECEIVING									
OILERS	Rec	Yds	Lg	TD	RAIDERS	Rec	Yds	Lg	TD
Barber	4	83	33	0	Whittington	2	64	44	1
Renfro	3	69	39	0	Chester	2	12	10	0
Casper	3	31	12	0	King	1	37	37	0
Carpenter	3	26	14	0	Branch	1	33	33	0
Coleman	1	23	23	0	Van Eeghen	1	21	21	0
B. Johnson	1	11	11	0	Christensen	1	1	1	1
<b>TOTALS</b>	<b>15</b>	<b>243</b>	<b>39</b>	<b>0</b>	<b>TOTALS</b>	<b>8</b>	<b>168</b>	<b>44</b>	<b>2</b>

**INDIVIDUAL DEFENSE (press box stats)**

**OILERS** – Leading Tackler: Brazile 9-2-11. Sacks: Bethea 2.0, Bingham 1.0. Int.: Perry 1. FR: None.

**RAIDERS** – Leading Tackler: Kinlaw 8-2-10. Sacks: Davis 2.0, Hayes 2.0, Browning 1.0, Hendricks 1.0, Jones 1.0. Int.: Hayes 2. FR: McKinney 1, Davis 1.

# PLAYOFF GAME SUMMARIES

**AFC WILD CARD PLAYOFF GAME – 1987**  
**Houston 23, Seattle 20 (OT)**  
**January 3, 1988 • Astrodome**

Oilers kicker Tony Zendejas atoned for a fourth-quarter 29-yard field goal miss by converting a 42-yarder 8:05 into overtime to help Houston advance to the divisional playoffs for the first time since 1980. Quarterback Warren Moon completed 21 of 32 passes for 273 yards and one touchdown in his initial NFL playoff game. Drew Hill and Ernest Givins combined for 13 catches for 173 yards, including six for 71 on third downs. Wide receiver Willie Drewrey's first NFL touchdown catch, a 29-yarder, gave the Oilers a 20-13 lead in the third quarter. However, Seattle quarterback Dave Krieg hit wide receiver Steve Largent on a 12-yard scoring pass in the final 1:47 to tie the score and send the game into overtime. Houston held a 47:44 to 20:21 time-of-possession advantage over Seattle and outgained the Seahawks 437 yards to 250.

Seattle	7	3	3	7	0	20
Houston	3	10	7	0	3	23

TEAM	SCORING PLAY	QTR-INTO
Seahawks	Largent 20 yd. pass from Krieg (Johnson kick)	1-3:16
Oilers	Zendejas 47 yd. field goal	1-10:16
Oilers	Rozier 1 yd. run (Zendejas kick)	2-1:43
Oilers	Zendejas 49 yd. field goal	2-8:11
Seahawks	Johnson 33 yd. field goal	2-11:50
Seahawks	Johnson 41 yd. field goal	3-6:37
Oilers	Drewrey 29 yd. pass from Moon (Zendejas kick)	3-12:26
Seahawks	Largent 12 yd. pass from Krieg (Johnson kick)	4-14:34
Oilers	Zendejas 42 yd. field goal	5-8:05

**Missed FG:** Zendejas 52R, 29L  
**Attendance:** 49,622

	Seahawks	Oilers
First downs	11	27
3rd-down conversion-att	2-12-16%	10-18-55%
4th-down conversion-att	1-1-100%	0-0-0%
Total yards	250	437
Rushing yards	29	178
Passing yards	221	259
Passes-comp.-Int.	39-16-0	32-21-1
Punts-avg.	7-44.3	3-35.0
Punt return yards	2-66	4-27
Kickoff return yards	6-132	4-65
Fumbles-lost	1-1	2-1
Penalties-yards	3-20	4-25
Field goals made-att	2-2	3-5
Time of possession	20:21	47:44

RUSHING									
OILERS	Att	Yds	Lg	TD	SEAHAWKS	Att	Yds	Lg	TD
Rozier	21	66	11	1	Williams	7	27	10	0
Highsmith	12	74	16	0	Morris	4	2	4	0
Pinkett	11	29	5	0					
Moon	4	-2	0	0					
Wallace	2	11	9	0					
<b>TOTALS</b>	<b>50</b>	<b>178</b>	<b>16</b>	<b>1</b>	<b>TOTALS</b>	<b>11</b>	<b>29</b>	<b>10</b>	<b>0</b>

PASSING									
OILERS	Att	Cmp	Yds	TD-I	SEAHAWKS	Att	Cmp	Yds	TD-I
Moon	32	21	273	1-1	Krieg	38	16	237	2-0
					Williams	1	0	0	0-0
<b>TOTALS</b>	<b>32</b>	<b>21</b>	<b>273</b>	<b>1-1</b>	<b>TOTALS</b>	<b>39</b>	<b>16</b>	<b>237</b>	<b>2-0</b>

RECEIVING									
OILERS	Rec	Yds	Lg	TD	SEAHAWKS	Rec	Yds	Lg	TD
Rozier	1	7	7	0	Largent	7	132	33	2
Hill	6	84	15	0	Butler	3	73	32	0
Givins	7	89	19	0	Williams	2	5	3	0
Pinkett	1	3	3	0	Skansi	2	13	7	0
Highsmith	2	17	11	0	Morris	1	6	6	0
Drewrey	3	62	29	1	Tice	1	8	8	0
Wallace	1	11	11	0					
<b>TOTALS</b>	<b>21</b>	<b>273</b>	<b>29</b>	<b>1</b>	<b>TOTALS</b>	<b>16</b>	<b>237</b>	<b>33</b>	<b>2</b>

**INDIVIDUAL DEFENSE (press box stats)**

**OILERS** – Leading Tackler: Bostic 2-3-5. Sacks: Childress 1.0, Meads 0.5, Lyles 0.5. Int.: Brown 1. FR: Bostic 1, Fuller 1.

**SEAHAWKS** – Leading Tackler: Bosworth 9-8-17. Sacks: Gaines 1, Bryant 1. Int.: Jenkins 1. FR: Young 1.

**AFC DIVISIONAL PLAYOFF GAME – 1987**  
**Denver 34, Houston 10**  
**January 10, 1988 • Mile High Stadium**

John Elway passed for two touchdowns and ran for a third as the Broncos defeated the Oilers 34-10 to become the first AFC West team since the San Diego Chargers of 1980 and 1981 to play in consecutive AFC Championship Games. Denver capitalized on two Houston turnovers to take a 14-0 first quarter lead. Safety Steve Wilson recovered Warren Moon's lateral to Mike Rozier at the Oilers' 1-yard line to set up Gene Lang's one-yard run. Karl Mecklenburg's interception on Houston's next possession led to Elway's first touchdown pass, a 27-yarder to Clarence Kay. Kay also caught a one-yarder in the second quarter for the first two-touchdown game of his four-year career. Elway, who completed 14 of 25 passes for 259 yards, scored on a three-yard run with 4:23 remaining to seal the win.

Denver	14	10	3	7	34
Houston	0	3	0	7	10

TEAM	SCORING PLAY	QTR-INTO
Broncos	Lang 1 yd. run (Karlis kick)	1-6:19
Broncos	Kay 27 yd. pass from Elway (Karlis kick)	1-13:34
Broncos	Karlis 43 yd. field goal	2-3:20
Oilers	Zendejas 46 yd. field goal	2-9:03
Broncos	Kay 1 yd. pass from Elway (Karlis kick)	2-13:08
Broncos	Karlis 23 yd. field goal	3-2:29
Oilers	Givins 19 yd. pass from Moon (Zendejas kick)	4-6:38
Broncos	Elway 3 yd. run (Karlis kick)	4-10:33

**Missed FG:** None  
**Attendance:** 75,968

	Broncos	Oilers
First downs	19	20
3rd-down conversion-att	4-9-44%	8-16-50%
4th-down conversion-att	2-4-50%	1-1-100%
Total yards	316	337
Rushing yards	61	73
Passing yards	255	264
Passes-comp.-Int.	25-14-1	43-24-2
Punts-avg.	2-46.0	3-44.7
Punt return yards	2-15	0-0
Kickoff return yards	2-28	3-62
Fumbles-lost	0-0	2-1
Penalties-yards	4-35	10-73
Field goals made-att	2-2	1-1
Time of possession	27:27	32:33

RUSHING											
OILERS	Att	Yds	Lg	TD	BRONCOS	Att	Yds	Lg	TD		
Rozier	9	25	8	0	Winder	13	46	8	0		
Pinkett	6	20	8	0	Sewell	5	9	5	0		
Moon	5	15	7	0	Elway	4	8	4	1		
Highsmith	5	13	11	0	Bell	2	7	5	0		
Givins	1	0	0	0	Kubiak	2	-3	-1	0		
					Lang	3	-6	1	1		
<b>TOTALS</b>	<b>26</b>	<b>73</b>	<b>11</b>	<b>0</b>	<b>TOTALS</b>	<b>29</b>	<b>61</b>	<b>8</b>	<b>2</b>		

PASSING											
OILERS	Att	Cmp	Yds	TD-I	BRONCOS	Att	Cmp	Yds	TD-I		
Moon	43	24	264	1-2	Elway	25	14	259	2-1		
<b>TOTALS</b>	<b>43</b>	<b>24</b>	<b>264</b>	<b>1-2</b>	<b>TOTALS</b>	<b>25</b>	<b>14</b>	<b>259</b>	<b>2-1</b>		

RECEIVING											
OILERS	Rec	Yds	Lg	TD	BRONCOS	Rec	Yds	Lg	TD		
Hill	5	93	24	0	Johnson	4	105	55	0		
Givins	6	84	19	1	Kay	3	57	29	2		
Duncan	4	32	13	0	Sewell	3	41	25	0		
Highsmith	4	20	16	0	Lang	1	25	25	0		
Drewrey	2	17	9	0	Boddie	1	15	15	0		
Williams	1	7	7	0	Mobley	1	9	9	0		
Rozier	1	6	6	0	Nattiel	1	7	7	0		
Pinkett	1	5	5	0							
<b>TOTALS</b>	<b>24</b>	<b>264</b>	<b>24</b>	<b>1</b>	<b>TOTALS</b>	<b>14</b>	<b>259</b>	<b>55</b>	<b>2</b>		

**INDIVIDUAL DEFENSE (press box stats)**

**OILERS** – Leading Tackler: Donaldson 7-1-8. Sacks: Martin 1. Int.: Allen 1. FR: None.

**BRONCOS** – Leading Tackler: Dennison 6-2-8. Sacks: None. Int.: Haynes 1, Mecklenburg 1. FR: Wilson 1.



# PLAYOFF GAME SUMMARIES

**AFC WILD CARD PLAYOFF GAME – 1988**  
**Houston 24, Cleveland 23**  
**December 24, 1988 • Cleveland Stadium**

The Oilers advanced to the AFC divisional round of the playoffs for the second straight year with a 24-23 win over the Browns. Allen Pinkett scored two touchdowns within a 15-second span of the second quarter, and Warren Moon rallied Houston with 10 fourth-quarter points for the win. Moon's 14-yard scoring pass to Pinkett seven seconds into the second quarter capped a 17-play, 91-yard drive and gave Houston a 7-3 lead. Nose tackle Richard Byrd recovered Don Strock's fumble on the Browns' next play from scrimmage, and Pinkett scored one play later on a 16-yard run for a 14-9 halftime lead. Mike Pagel replaced the injured Strock and completed a 14-yard touchdown pass to Webster Slaughter late in the third quarter for Cleveland's last lead of the day 16-14. Moon directed a 76-yard drive capped by Lorenzo White's one-yard run as Houston regained the lead 21-16. Richard Johnson's interception on the Browns' next possession led to Tony Zendejas's game-winning 49-yard field goal with 1:54 to play.

<b>Cleveland</b> . . . . .	3	6	7	7	23
<b>Houston</b> . . . . .	7	7	0	10	24

TEAM	SCORING PLAY	QTR-INTO
Browns	Bahr 33 yd. field goal	1-5:17
Oilers	Pinkett 14 yd. pass from Moon (Zendejas kick)	2-0:07
Oilers	Pinkett 16 yd. run (Zendejas kick)	2-0:22
Browns	Bahr 26 yd. field goal	2-6:27
Browns	Bahr 28 yd. field goal	2-11:41
Brwns	Slaughter 14 yd. pass from Pagel (Bahr kick)	3-12:24
Oilers	White 1 yd. run (Zendejas kick)	4-2:35
Oilers	Zendejas 49 yd. field goal	4-13:06
Browns	Slaughter 2 yd. pass from Pagel (Bahr kick)	4-14:29

**Missed FG:** None  
**Attendance:** 74,977

	Browns	Oilers
First downs	19	19
3rd-down conversion-att	5-12-41%	8-14-57%
4th-down conversion-att	0-0-0%	0-0-0%
Total yards	260	334
Rushing yards	68	129
Passing yards	192	205
Passes-comp.-Int.	28-19-1	26-16-3
Punts-avg.	3-35.3	3-37.7
Punt return yards	3-27	0-0
Kickoff return yards	3-75	5-72
Fumbles-lost	1-1	2-0
Penalties-yards	9-75	13-118
Field goals made-att	3-3	1-1
Time of possession	26:36	33:24

RUSHING									
OILERS	Att	Yds	Lg	TD	BROWNS	Att	Yds	Lg	TD
Pinkett	14	82	27	1	Mack	12	14	7	0
Highsmith	2	3	3	0	Byner	9	57	16	0
White	12	30	5	1	Strock	1	0	0	0
Moon	6	16	12	0	Pagel	1	-1	-1	0
Givins	1	-2	-2	0	Fonteno	3	-2	5	0
<b>TOTALS</b>	<b>35</b>	<b>129</b>	<b>27</b>	<b>2</b>	<b>TOTALS</b>	<b>26</b>	<b>68</b>	<b>16</b>	<b>0</b>

PASSING									
OILERS	Att	Cmp	Yds	TD-I	BROWNS	Att	Cmp	Yds	TD-I
Moon	26	16	213	1-3	Strock	3	2	13	0-0
					Pagel	25	17	179	2-1
<b>TOTALS</b>	<b>26</b>	<b>16</b>	<b>213</b>	<b>1-3</b>	<b>TOTALS</b>	<b>28</b>	<b>19</b>	<b>192</b>	<b>2-1</b>

RECEIVING									
OILERS	Rec	Yds	Lg	TD	BROWNS	Rec	Yds	Lg	TD
Pinkett	2	24	14	1	Mack	1	6	6	0
White	1	1	1	0	Slaughter	5	58	18	2
Hill	5	73	22	0	Byner	3	10	8	0
Highsmith	1	8	8	0	Langhorne	6	57	17	0
Duncan	2	33	18	0	Weathers	2	27	18	0
Jeffires	3	52	35	0	Brennan	2	34	25	0
Givins	1	8	8	0					
Williams	1	14	14	0					
<b>TOTALS</b>	<b>16</b>	<b>213</b>	<b>35</b>	<b>1</b>	<b>TOTALS</b>	<b>19</b>	<b>192</b>	<b>25</b>	<b>2</b>

**INDIVIDUAL DEFENSE (press box stats)**

**OILERS** – Leading Tackler: Allen 7-1-8. Sacks: None. Int.: Johnson 1. FR: Byrd 1.  
**BROWNS** – Leading Tackler: Golic 5-4-9. Sacks: Johnson 1.0. Int.: Wright 2, Harper 1. FR: None.

**AFC DIVISIONAL PLAYOFF GAME – 1988**  
**Buffalo 17, Houston 10**  
**January 1, 1989 • Rich Stadium**

Buffalo's special teams blocked a punt and a field goal, and the defense registered an interception and a fumble recovery in the fourth quarter, as the Bills advanced to their first-ever AFC Championship Game. Quarterback Jim Kelley completed a team-playoff record 19 of 33 passes for 244 yards with one interception. Rookie running back Thurman Thomas led all rushers with 75 yards on seven carries, including an 11-yard touchdown run that gave Buffalo a 14-3 lead in the third quarter. Robb Riddick's one-yard scoring run followed a blocked punt by safety Leonard Smith. Safety Mark Kelso intercepted a Warren Moon pass on the Oilers' second play of the fourth quarter. Derrick Burroughs's fumble recovery on Houston's next possession helped Buffalo preserve the win in their first-ever playoff game at Rich Stadium.

<b>Buffalo</b> . . . . .	0	7	7	3	17
<b>Houston</b> . . . . .	0	3	0	7	10

TEAM	SCORING PLAY	QTR-INTO
Bills	Riddick 1 yd. run (Norwood kick)	2-4:25
Oilers	Zendejas 35 yd. field goal	2-10:28
Bills	Thomas 11 yd. run (Norwood kick)	3-12:02
Bills	Norwood 27 yd. field goal	4-3:25
Oilers	Rozier 1 yd. run (Zendejas kick)	4-9:48

**Missed FG:** Zendejas 37 blocked, 31WL, Norwood 50, 36WL  
**Attendance:** 79,532

	Bills	Oilers
First downs	18	20
3rd-down conversion-att	3-14-21%	3-12-25%
4th-down conversion-att	0-2-0%	0-0-0%
Total yards	372	351
Rushing yards	135	125
Passing yards	237	226
Passes-comp.-Int.	33-19-1	33-17-1
Punts-avg.	4-39.3	6-37.2
Punt return yards	4-56	1-6
Kickoff return yards	3-57	4-48
Fumbles-lost	1-0	5-2
Penalties-yards	8-57	8-60
Field goals made-att	1-3	1-3
Time of possession	28:53	31:07

RUSHING											
OILERS	Att	Yds	Lg	TD	BILLS	Att	Yds	Lg	TD		
Highsmith	5	57	31	0	Thomas	7	75	40	1		
Rozier	13	44	8	0	Mueller	7	24	14	0		
Moon	5	11	5	0	Kelly	3	18	10	0		
Pinkett	3	13	10	0	Riddick	9	12	5	1		
					Reed	1	-1	-1	0		
					Harmon	1	7	7	0		
					Byrum	1	0	0	0		
<b>TOTALS</b>	<b>26</b>	<b>125</b>	<b>31</b>	<b>1</b>	<b>TOTALS</b>	<b>29</b>	<b>135</b>	<b>40</b>	<b>2</b>		

PASSING											
OILERS	Att	Cmp	Yds	TD-I	BILLS	Att	Cmp	Yds	TD-I		
Moon	33	17	240	0-1	Kelly	33	19	244	0-1		
<b>TOTALS</b>	<b>33</b>	<b>17</b>	<b>240</b>	<b>0-1</b>	<b>TOTALS</b>	<b>33</b>	<b>19</b>	<b>244</b>	<b>0-1</b>		

RECEIVING											
OILERS	Rec	Yds	Lg	TD	BILLS	Rec	Yds	Lg	TD		
Hill	4	62	21	0	Reed	6	91	53	0		
Highsmith	2	3	7	0	Metzelaars	1	7	7	0		
Jeffires	5	78	27	0	Burkett	3	55	26	0		
Givins	1	23	23	0	Johnson	3	31	18	0		
Duncan	1	9	9	0	Harmon	5	58	17	0		
Pinkett	2	21	15	0	Mueller	1	2	2	0		
Harris	2	44	29	0							
<b>TOTALS</b>	<b>17</b>	<b>240</b>	<b>29</b>	<b>0</b>	<b>TOTALS</b>	<b>19</b>	<b>244</b>	<b>53</b>	<b>0</b>		

**INDIVIDUAL DEFENSE (press box stats)**

**OILERS** – Leading Tackler: Brown 8-1-9, Grimsley 9-0-9. Sacks: Childress 1. Int.: Eaton 1. FR: Highsmith 1, Pinkett 1.  
**BILLS** – Leading Tackler: Talley 7-0-7, Still 5-2-7. Sacks: Talley 1, Smith 1. Int.: Kelso 1. FR: Smith 1, Bennett 1.

# PLAYOFF GAME SUMMARIES

**AFC WILD CARD PLAYOFF GAME – 1989**  
**Pittsburgh 26, Houston 23 (OT)**  
**December 31, 1989 • Astrodome**

Gary Anderson kicked a 50-yard field goal 3:26 into overtime to cap Pittsburgh's 26-23 comeback win over the Oilers and earn its first playoff victory since 1984. The Steelers, despite being outgained by Houston 380 to 289 total yards, led the game for more than three quarters. Rookie running back Tim Worley converted a fourth-and-one play into a nine-yard touchdown run and Anderson kicked field goals of 25, 30, and 48 yards for a 16-9 fourth-quarter lead. Warren Moon tied the score with an 18-yard touchdown pass to Ernest Givins and gave the Oilers their only lead, 23-16, when he found Givins on a nine-yard scoring pass with six minutes to play. Pittsburgh's Buddy Brister countered with an 82-yard, 11-play drive capped by Merrill Hoge's one-yard touchdown plunge with 46 seconds remaining. Anderson's extra point tied the score and sent the game into overtime. Rod Woodson recovered Lorenzo White's fumble on the Oilers' first play in overtime to set up Anderson's decisive field goal.

Pittsburgh	7	3	3	10	3	26
Houston	0	6	3	14	0	23

TEAM	SCORING PLAY	QTR-INTO
Steelers	Worley 9 yd. run (Anderson kick)	1-12:07
Oilers	Zendejas 26 yd. field goal	2-5:53
Oilers	Zendejas 35 yd. field goal	2-8:50
Steelers	Anderson 25 yd. field goal	2-13:03
Oilers	Zendejas 26 yd. field goal	3-3:30
Steelers	Anderson 30 yd. field goal	3-11:55
Steelers	Anderson 48 yd. field goal	4-0:30
Oilers	Givins 18 yd. pass from Moon (Zendejas kick)	4-5:46
Oilers	Givins 9 yd. pass from Moon (Zendejas kick)	4-8:58
Steelers	Hoge 2 yd. run (Anderson kick)	4-14:14
Steelers	Anderson 50 yd. field goal	5-3:26

**Missed FG:** Zendejas 55 Short  
**Attendance:** 58,306

	Steelers	Oilers
First downs	17	22
3rd-down conversion-att	3-14-21%	8-18-44%
4th-down conversion-att	1-1-100%	0-0-0%
Total yards	289	380
Rushing yards	177	65
Passing yards	112	315
Passes-comp.-Int.	33-15-0	48-29-0
Punts-avg.	6-25.3	4-33.0
Punt return yards	2-20	1-0
Kickoff return yards	6-99	2-27
Fumbles-lost	1-1	3-1
Penalties-yards	5-40	8-45
Field goals made-att	4-4	3-4
Time of possession	27:42	35:44

OILERS		RUSHING				STEELERS			
	Att	Yds	Lg	TD		Att	Yds	Lg	TD
Highsmith	2	2	4	0	Hoge	17	100	49	1
Rozier	5	12	3	0	Worley	11	54	12	1
White	7	13	5	0	Brister	1	1	1	0
Pinkett	8	26	6	0	Stone	1	22	22	0
Moon	3	12	5	0					
<b>TOTALS</b>	<b>25</b>	<b>65</b>	<b>6</b>	<b>0</b>	<b>TOTALS</b>	<b>30</b>	<b>177</b>	<b>49</b>	<b>2</b>

OILERS		PASSING				STEELERS			
	Att	Cmp	Yds	TD-I		Att	Cmp	Yds	TD-I
Moon	48	29	315	2-0	Brister	33	15	127	0-0
<b>TOTALS</b>	<b>48</b>	<b>29</b>	<b>315</b>	<b>2-0</b>	<b>TOTALS</b>	<b>33</b>	<b>15</b>	<b>127</b>	<b>0-0</b>

OILERS		RECEIVING				STEELERS			
	Rec	Yds	Lg	TD		Rec	Yds	Lg	TD
Givins	11	136	30	2	Mularkey	3	40	20	0
Hill	6	98	32	0	Stock	1	7	7	0
Rozier	1	5	5	0	Worley	4	23	10	0
Jeffires	3	16	7	0	Hoge	3	26	17	0
Pinkett	3	24	12	0	Lipps	3	24	10	0
Duncan	2	15	9	0	Hill	1	7	7	0
Highsmith	3	21	11	0					
<b>TOTALS</b>	<b>29</b>	<b>315</b>	<b>32</b>	<b>2</b>	<b>TOTALS</b>	<b>15</b>	<b>127</b>	<b>20</b>	<b>0</b>

**INDIVIDUAL DEFENSE (press box stats)**

**OILERS** – Leading Tackler: Meads 6-4-10. Sacks: Fairs 1.0. Int.: None. FF: Brown 1. FR: McDowell 1, Moon 1, Pinkett 1.

**STEELERS** – Leading Tackler: Woodson 6-2-8, Lake 4-4-8. Sacks: None. Int.: None. FF: Woodson 1, Stone 1. FR: Woodson 1.

**AFC WILD CARD PLAYOFF GAME – 1990**  
**Cincinnati 41, Houston 14**  
**January 6, 1991 • Riverfront Stadium**

Boomer Esiason completed two touchdown passes and ran for a third in the Bengals' victory over the Oilers. Cincinnati built a 20-0 halftime lead as Ickey Woods ran one yard for a touchdown. Esiason flipped a two-yard scoring pass to Harold Green, and Jim Breech kicked two field goals (27 and 30 yards) in the first half. Cincinnati increased its lead to 34-0 in the third quarter when Eric Ball ran three yards for a touchdown and Esiason scored on a 10-yard keeper following James Francis's fumble recovery at Houston's 10-yard line. The Oilers scored on two touchdown passes from Cody Carlson to Ernest Givins (16 and 5 yards). Cincinnati held a 39:45 to 20:15 time-of-possession advantage.

Cincinnati	10	10	14	7	41
Houston	0	0	7	7	14

TEAM	SCORING PLAY	QTR-INTO
Bengals	Woods 1 yd. run (Breech kick)	1-6:24
Bengals	Breech 27 yd. field goal	1-13:50
Bengals	Green 2 yd. pass from Esiason (Breech kick)	2-5:42
Bengals	Breech 30 yd. field goal	2-14:17
Bengals	Ball 3 yd. run (Breech kick)	3-3:26
Bengals	Esiason 10 yd. run (Breech kick)	3-3:51
Oilers	Givins 16 yd. pass from Carlson (Garcia kick)	3-9:45
Bengals	Kattus 9 yd. pass from Esiason (Breech kick)	4-0:51
Oilers	Givins 5 yd. pass from Carlson (Garcia kick)	4-8:01

**Missed FG:** None  
**Attendance:** 60,012

	Bengals	Oilers
First downs	24	13
3rd-down conversion-att	4-13-30%	2-9-22%
4th-down conversion-att	2-2-100%	0-0-0%
Total yards	349	226
Rushing yards	187	67
Passing yards	162	165
Passes-comp.-Int.	25-15-1	33-16-1
Punts-avg.	3-45.0	6-42.6
Punt return yards	3-42	1-19
Kickoff return yards	3-58	6-114
Fumbles-lost	1-0	2-1
Penalties-yards	4-40	5-33
Field goals made-att	2-2	0-0
Time of possession	39:45	20:15

OILERS		RUSHING				BENGALS			
	Att	Yds	Lg	TD		Att	Yds	Lg	TD
White	4	2	5	0	Woods	6	11	4	1
Carlson	4	22	12	0	Brooks	6	17	14	0
Pinkett	5	43	16	0	Esiason	5	57	14	1
					Ball	7	33	14	1
					Green	11	55	12	0
					Jennings	6	16	10	0
					Wilhelm	3	-2	0	0
<b>TOTALS</b>	<b>13</b>	<b>67</b>	<b>16</b>	<b>0</b>	<b>TOTALS</b>	<b>44</b>	<b>187</b>	<b>14</b>	<b>3</b>

OILERS		PASSING				BENGALS			
	Att	Cmp	Yds	TD-I		Att	Cmp	Yds	TD-I
Carlson	33	16	165	2-1	Esiason	20	14	150	2-0
					Wilhelm	5	1	12	0-0
<b>TOTALS</b>	<b>33</b>	<b>16</b>	<b>165</b>	<b>2-1</b>	<b>TOTALS</b>	<b>25</b>	<b>15</b>	<b>162</b>	<b>2-0</b>

OILERS		RECEIVING				BENGALS			
	Rec	Yds	Lg	TD		Rec	Yds	Lg	TD
White	1	5	5	0	Jennings	2	15	12	0
Hill	1	5	5	0	Holman	2	51	46	0
Jeffires	2	33	23	0	Woods	2	13	9	0
Duncan	1	15	15	0	McGee	2	23	19	0
Harris	4	37	17	0	Green	2	15	13	1
Givins	6	60	16	2	Brown	2	14	9	0
Pinkett	1	10	10	0	Kattus	2	19	10	1
					Barber	1	12	12	0
<b>TOTALS</b>	<b>16</b>	<b>165</b>	<b>23</b>	<b>2</b>	<b>TOTALS</b>	<b>12</b>	<b>152</b>	<b>46</b>	<b>2</b>

**INDIVIDUAL DEFENSE (press box stats)**

**OILERS** – Leading Tackler: Kinard 8-4-12. Sacks: None. Int.: None. FF: None. FR: None.

**BENGALS** – Leading Tackler: Thomas 6-1-7. Sacks: None. Int.: Fulcher 1. FF: None. FR: Francis 1, Jennings 1.

# PLAYOFF GAME SUMMARIES

## AFC WILD CARD PLAYOFF GAME – 1991 Houston 17, N.Y. Jets 10 December 29, 1991 • Astrodome

Warren Moon threw a pair of touchdown passes to Ernest Givins and the Oilers' defense stopped the Jets inside Houston's 5-yard line twice in the second half to preserve the victory. The Oilers led 14-10 entering the third quarter, when the Jets took the second-half kickoff and consumed more than eight minutes while driving to the Houston 8-yard line. On third down, Ken O'Brien's pass was intercepted by safety Bubba McDowell at the 2. After Al Del Greco's 53-yard field goal put the Oilers ahead 17-10 early in the fourth quarter, New York drove to the Houston 3. But on third down, Al Smith stopped Brad Baxter for no gain. The Jets had one more chance after recovering Moon's fumble at the Oilers' 26 with 4:59 left in the game, but New York could not convert a first down. For Houston, Moon completed 28 of 40 passes for 271 yards, and Drew Hill had nine catches for 77 yards.

<b>New York</b> .....	0	10	0	0	10
<b>Houston</b> .....	7	7	0	3	17

TEAM	SCORING PLAY	QTR-INTO
Oilers	E. Givins 5 yd. pass from Moon (Del Greco kick)	1-9:16
Jets	A. Toon 10 yd. pass from O'Brien (Allegre kick)	2-2:44
Oilers	E. Givins 20 yd. pass from Moon (Del Greco kick)	2-11:04
Jets	Allegre 33 yd. field goal	2-14:56
Oilers	Del Greco 53 yd. field goal	4-1:31

**Missed FG:** Greco 46WR  
**Attendance:** 61,485

	Jets	Oilers
First downs	18	21
3rd-down conversion-att	6-12-50%	8-14-57%
4th-down conversion-att	0-2-0%	0-0-0%
Total yards	285	303
Rushing yards	71	71
Passing yards	214	232
Passes-comp.-Int.	31-21-3	40-28-1
Punts-avg.	2-36	2-44.5
Punt return yards	0-0	0-0
Kickoff return yards	3-54	1-0
Fumbles-lost	0-0	3-1
Penalties-yards	5-45	8-55
Field goals made-att	1-1	1-2
Time of possession	26:20	33:40

		RUSHING							
OILERS	Att	Yds	Lg	TD	JETS	Att	Yds	Lg	TD
L. White	17	65	12	0	J. Hector	11	43	8	0
W. Moon	3	6	7	0	B. Baxter	5	14	5	0
					K. O'Brien	2	10	8	0
					F. McNeil	5	4	5	0
<b>TOTALS</b>	<b>20</b>	<b>71</b>	<b>12</b>	<b>0</b>	<b>TOTALS</b>	<b>23</b>	<b>71</b>	<b>8</b>	<b>0</b>

		PASSING							
OILERS	Att	Cmp	Yds	TD-I	JETS	Att	Cmp	Yds	TD-I
W. Moon	40	28	271	2-1	K. O'Brien	31	21	221	1-3
<b>TOTALS</b>	<b>40</b>	<b>28</b>	<b>271</b>	<b>2-1</b>	<b>TOTALS</b>	<b>31</b>	<b>21</b>	<b>221</b>	<b>1-3</b>

		RECEIVING							
OILERS	Rec	Yds	Lg	TD	JETS	Rec	Yds	Lg	TD
E. Givins	6	83	35	2	A. Toon	8	96	22	1
D. Hill	9	77	20	0	R. Moore	4	70	31	0
H. Jeffries	4	49	24	0	F. McNeil	4	23	10	0
L. White	4	31	17	0	M. Boyer	3	20	11	0
C. Duncan	4	24	8	0	T. Mathis	2	12	6	0
L. Harris	1	7	7	0					
<b>TOTALS</b>	<b>28</b>	<b>271</b>	<b>35</b>	<b>2</b>	<b>TOTALS</b>	<b>21</b>	<b>221</b>	<b>31</b>	<b>1</b>

### INDIVIDUAL DEFENSE (press box stats)

**OILERS** – Leading Tackler: Lathon 4-7-11. Sacks: Williams 1. Int.: McDowell 2, Orlando 1. FF: None. FR: Moon 2.

**JETS** – Leading Tackler: Clifton 5-6-11, Stargell 8-3-11. Sacks: Lewis 2.0, Lageman 1.0, Young 1.0. Int.: McMillan 1. FF: Young 1, Lageman 1. FR: Stargell 1.

## AFC DIVISIONAL PLAYOFF GAME – 1991 Denver 26, Houston 24 January 4, 1992 • Mile High Stadium

David Treadwell's 28-yard field goal with 16 seconds remaining capped a dramatic 87-yard drive in the closing moments to lift the Broncos over the Oilers. Treadwell's winning kick came shortly after John Elway's 44-yard completion to Vance Johnson on fourth-and-10 from the Denver 35-yard line. Earlier on the drive, Elway scrambled seven yards for a first down on fourth-and-6 from the 28. And it was Elway's 22-yard completion to Michael Young that got the Broncos out of a hole at their own 2-yard line. Denver started the winning drive there with no time outs left after Houston's Greg Montgomery dropped his punt out of bounds with 2:07 left in the game. Warren Moon passed for three touchdowns as Houston built first half leads of 14-0 and 21-6. But the Broncos defense stiffened, allowing only a field goal in the second half.

<b>Denver</b> .....	6	7	3	10	26
<b>Houston</b> .....	14	7	0	3	24

TEAM	SCORING PLAY	QTR-INTO
Oilers	H. Jeffries 15 yd. pass from Moon (Del Greco kick)	1-1:46
Oilers	D. Hill 9 yd. pass frm Moon (Del Greco kick)	1-9:44
Broncos	V. Johnson 10 yd. pass from Elway (kick no good)	1-13:43
Oilers	C. Duncan 6 yd. pass from Moon (Del Greco kick)	2-4:05
Broncos	G. Lewis 1 yd. run (Treadwell kick)	2-14:21
Broncos	D. Treadwell 49 yd. field goal	3-13:02
Oilers	A. Del Greco 25 yd. field goal	4-1:35
Broncos	G. Lewis 1 yd. run (Treadwell kick)	4-8:07
Broncos	D. Treadwell 28 yd. field goal	4-14:44

**Missed FG:** Del Greco 33WR  
**Attendance:** 75,301

	Broncos	Oilers
First downs	26	23
3rd-down conversion-att	5-11-45%	5-8-63%
4th-down conversion-att	3-3-100%	0-0-0%
Total yards	418	422
Rushing yards	151	97
Passing yards	267	325
Passes-comp.-Int.	34-20-1	36-27-1
Punts-avg.	2-40.5	1-44
Punt return yards	0-0	0-0
Kickoff return yards	4-88	6-82
Fumbles-lost	3-0	0-0
Penalties-yards	6-70	13-85
Field goals made-att	2-2	1-2
Time of possession	29:34	30:26

		RUSHING							
OILERS	Att	Yds	Lg	TD	BRONCOS	Att	Yds	Lg	TD
L. White	17	79	10	0	G. Green	17	59	14	0
W. Moon	2	18	15	0	J. Elway	6	39	15	0
					R. Rivers	1	3	3	0
					G. Lewis	3	2	1	2
					S. Sewell	4	48	19	0
<b>TOTALS</b>	<b>19</b>	<b>97</b>	<b>15</b>	<b>0</b>	<b>TOTALS</b>	<b>31</b>	<b>151</b>	<b>19</b>	<b>2</b>

		PASSING							
OILERS	Att	Cmp	Yds	TD-I	BRONCOS	Att	Cmp	Yds	TD-I
W. Moon	36	27	325	3-1	J. Elway	33	19	257	1-1
					S. Sewell	1	1	10	0-0
<b>TOTALS</b>	<b>36</b>	<b>27</b>	<b>325</b>	<b>3-1</b>	<b>TOTALS</b>	<b>34</b>	<b>20</b>	<b>267</b>	<b>1-1</b>

		RECEIVING							
OILERS	Rec	Yds	Lg	TD	BRONCOS	Rec	Yds	Lg	TD
H. Jeffries	7	99	49	1	C. Kay	1	8	8	0
L. White	5	35	10	0	V. Johnson	5	78	44	1
E. Givins	6	111	29	0	D. Russell	1	20	20	0
D. Hill	2	21	12	1	S. Sharpe	3	20	7	0
C. Duncan	6	40	11	1	M. Young	4	85	32	0
T. Jones	1	19	19	0	R. Nattiel	2	27	23	0
					S. Sewell	3	28	16	0
					G. Green	1	1	1	0
<b>TOTALS</b>	<b>27</b>	<b>325</b>	<b>49</b>	<b>3</b>	<b>TOTALS</b>	<b>20</b>	<b>267</b>	<b>44</b>	<b>1</b>

### INDIVIDUAL DEFENSE (press box stats)

**OILERS** – Leading Tackler: A. Smith 6-1-7, L. Lathon 6-1-7. Sacks: None. Int.: R. Johnson 1. FF: B. Orlando 1, A. Smith 1. FR: None.

**BRONCOS** – Leading Tackler: C. Dimry 9-0-9, M. Brooks 7-2-9. Sacks: None. Int.: S. Atwater 1. FF: None. FR: J. Davidson 1.

# PLAYOFF GAME SUMMARIES

**AFC WILD CARD PLAYOFF GAME – 1992**  
**Buffalo 41, Houston 38 (OT)**  
 January 3, 1993 • Rich Stadium

Warren Moon threw for 220 yards and four touchdowns in the first half as Houston jumped out to a 28-3 lead. Early in the third quarter, Oilers defensive back Bubba McDowell intercepted Frank Reich's first pass of the second half and returned it 58 yards for a touchdown as the Oilers took a commanding 32-point lead, 35-3. Then, Buffalo started the comeback, advancing 50 yards to score on Davis' 1-yard touchdown run to cut the deficit to 35-10. After a recovered onside kick by the Bills which led to a touchdown, and a 26-yard touchdown pass to wide receiver Andre Reed, the lead was trimmed to 35-24. On the Oilers' ensuing possession, Bills safety Henry Jones intercepted a pass from Moon which led to another touchdown pass from Reich to Reed. Kicker Al Del Greco attempted a field goal to increase the Oilers' lead, but the snap was fumbled. The Bills then scored on a 17-yard touchdown pass, taking the lead 38-35 with three minutes remaining in the game. A last minute drive ending in a 26-yard field goal from Del Greco would send the game into overtime. Early in overtime, Bills defensive back Nate Odomes intercepted a pass from Moon, setting up Steve Christie's 32-yard game-winning field goal.

Buffalo	..... 3	0	28	7	3	41
Houston	..... 7	21	7	3	0	38

TEAM	SCORING PLAY	QTR-LEFT
Oilers	H. Jeffries 3 pass from W. Moon (A. Del Greco kick)	1-5:51
Bills	S. Christie 36 field goal	1-1:24
Oilers	W. Slaughter 7 pass from W. Moon (A. Del Greco kick)	2-8:59
Oilers	C. Duncan 26 pass from W. Moon (A. Del Greco kick)	2-4:09
Oilers	H. Jeffries 27 pass from W. Moon (A. Del Greco kick)	2-0:14
Oilers	B. McDowell 58 INT return (A. Del Greco kick)	3-13:19
Bills	K. Davis 1 run (D. Christie, kick)	3-8:52
Bills	D. Beebe 38 pass from F. Reich (D. Christie kick)	3-7:56
Bills	A. Reed 26 pass from F. Reich (D. Christie kick)	3-4:21
Bills	A. Reed 18 pass from F. Reich (D. Christie kick)	3-2:00
Bills	A. Reed 17 pass from F. Reich (D. Christie kick)	4-3:08
Oilers	A. Del Greco 26 field goal	4-0:12
Bills	D. Christie 32 field goal	5-11:54

Missed FG: None  
 Attendance: 75,141

	Bills	Oilers
First downs	19	27
3rd-down conversion-att	8-15-53%	6-14-43%
4th-down conversion-att	2-3-67%	2-3-67%
Total yards	366	429
Rushing yards	98	82
Passing yards	268	347
Passes-comp.-Int.	34-21-1	50-36-2
Punts-avg.	2-35	2-24.5
Punt return yards	0-0	1-7
Kickoff return yards	5-55	4-27
Fumbles-lost	0-0	2-0
Penalties-yards	4-30	4-30
Field goals made-att	2-2	1-1
Time of possession	25:27	37:39

OILERS		RUSHING				BILLS			
Att	Yds	Lg	TD	Att	Yds	Lg	TD		
W. Moon	2	7	5	0	T. Thomas	11	26	6	0
L. White	19	75	14	0	K. Davis	13	68	35	1
Montgomery	1	0	0	0	C. Gardner	1	5	5	0
					F. Reich	1	-1	-1	0
<b>TOTALS</b>	<b>22</b>	<b>82</b>	<b>14</b>	<b>0</b>	<b>TOTALS</b>	<b>26</b>	<b>98</b>	<b>35</b>	<b>1</b>

OILERS		PASSING				BILLS			
Att	Cmp	Yds	TD-I	Att	Cmp	Yds	TD-I		
W. Moon	50	36	371	4-2	F. Reich	34	21	289	4-1
<b>TOTALS</b>	<b>50</b>	<b>36</b>	<b>371</b>	<b>4-2</b>	<b>TOTALS</b>	<b>34</b>	<b>21</b>	<b>289</b>	<b>4-1</b>

OILERS		RECEIVING				BILLS			
Rec	Yds	Lg	TD	Rec	Yds	Lg	TD		
C. Duncan	8	57	26	1	P. Metzelaars	3	43	2	0
W. Slaughter	8	73	18	1	A. Reed	8	136	27	3
H. Jeffries	8	98	32	2	T. Thomas	2	-3	1	0
E. Givins	9	117	27	0	D. Beebe	4	64	38	1
L. Harris	2	15	9	0	J. Lofton	2	24	18	0
L. White	1	11	11	0	K. Davis	2	25	19	0
<b>TOTALS</b>	<b>36</b>	<b>371</b>	<b>32</b>	<b>4</b>	<b>TOTALS</b>	<b>21</b>	<b>289</b>	<b>38</b>	<b>4</b>

**INDIVIDUAL DEFENSE (press box stats)**

**OILERS** – Leading Tackler: A. Smith 4-3-7. Sacks: W. Fuller 2.0, S. Jones 1.0. Int.: B. McDowell 1. FF: None. FR: None.

**BILLS** – Leading Tackler: P. Hansen 10-0-10. Sacks: J. Wright 2.0, P. Hansen 1.0, D. Talley 1.0. Int.: H. Jones 1, N. Odomes 1. FF: D. Talley 1. FR: None.

**AFC DIVISIONAL PLAYOFF GAME – 1993**  
**Kansas City 28, Houston 20**  
 January 16, 1994 • Astrodome

Joe Montana threw three second-half touchdown passes, including two just 54 seconds apart in the fourth quarter, to rally the Chiefs past the Oilers. Houston, which entered the game with an 11-game winning streak, jumped out to a 10-0 lead in the opening quarter and still led 13-7 after Al Del Greco's 43-yard field goal with 9:37 remaining in the fourth quarter. But Kansas City marched 71 yards in only 59 seconds, the key play a 38-yard pass interference penalty against Oilers cornerback Cris Dishman, to take the lead for the first time on Montana's 11-yard touchdown pass to J.J. Birden. On the next play from scrimmage, Chiefs linebacker Derrick Thomas sacked Warren Moon, forcing a fumble that defensive tackle Dan Saleaumua recovered at the Oilers' 12-yard line. On third down, Montana's 18-yard touchdown pass to Willie Davis put Kansas City ahead 21-13 with 7:44 left. Houston drove 80 yards to a touchdown to pull within one point with 3:45 to go, but Marcus Allen's 21-yard touchdown run at the 1:55 mark sealed the Oilers' fate.

Kansas City	..... 0	0	7	21	28
Houston	..... 10	0	0	10	20

TEAM	SCORING PLAY	QTR-LEFT
Oilers	A. Del Greco 49 field goal	1-11:10
Oilers	C. Brown 2 run (A. Del Greco kick)	1-1:59
Chiefs	K. Cash 7 pass from J. Montana (N. Lowery kick)	3-10:19
Oilers	A. Del Greco 43 field goal	4-9:37
Chiefs	J. Birden 11 pass from J. Montana (N. Lowery kick)	4-8:38
Chiefs	W. Davis 18 pass from J. Montana (N. Lowery kick)	4-7:44
Oilers	E. Givins 7 pass from W. Moon (A. Del Greco kick)	4-3:35
Chiefs	M. Allen 21 run (N. Lowery kick)	4-1:55

Missed FG: None  
 Attendance: 64,011

	Chiefs	Oilers
First downs	18	19
3rd-down conversion-att	6-12-50%	7-15-47%
4th-down conversion-att	0-1-0%	0-1-0%
Total yards	354	277
Rushing yards	71	39
Passing yards	283	238
Passes-comp.-Int.	38-22-2	43-32-1
Punts-avg.	3-45	5-48.6
Punt return yards	4-44	1-12
Kickoff return yards	2-38	3-50
Fumbles-lost	0-0	7-2
Penalties-yards	7-51	3-63
Field goals made-att	0-0	2-2
Time of possession	24:18	35:42

OILERS		RUSHING				CHIEFS			
Att	Yds	Lg	TD	Att	Yds	Lg	TD		
W. Moon	3	22	17	0	M. Allen	14	74	21	1
G. Brown	11	17	5	1	D. Krieg	2	-2	-1	0
					K. Anders	1	0	0	0
					J. Montana	1	-1	-1	0
<b>TOTALS</b>	<b>14</b>	<b>39</b>	<b>17</b>	<b>1</b>	<b>TOTALS</b>	<b>18</b>	<b>71</b>	<b>21</b>	<b>1</b>

OILERS		PASSING				CHIEFS			
Att	Cmp	Yds	TD-I	Att	Cmp	Yds	TD-I		
W. Moon	43	32	306	1-1	J. Montana	38	22	299	3-2
<b>TOTALS</b>	<b>43</b>	<b>32</b>	<b>306</b>	<b>1-1</b>	<b>TOTALS</b>	<b>38</b>	<b>22</b>	<b>299</b>	<b>3-2</b>

OILERS		RECEIVING				CHIEFS			
Rec	Yds	Lg	TD	Rec	Yds	Lg	TD		
H. Jeffries	9	88	28	0	J. Birden	6	60	14	1
E. Givins	7	63	15	1	W. Davis	5	96	36	1
G. Wellman	6	80	30	0	K. Cash	4	80	41	1
C. Duncan	6	49	14	0	T. Barnett	2	24	14	0
G. Brown	4	26	12	0	T. McNair	2	9	9	0
					M. Allen	1	12	12	0
					J. Hayes	1	9	9	0
					F. Jones	1	9	9	0
<b>TOTALS</b>	<b>32</b>	<b>306</b>	<b>30</b>	<b>1</b>	<b>TOTALS</b>	<b>22</b>	<b>299</b>	<b>41</b>	<b>3</b>

**INDIVIDUAL DEFENSE (press box stats)**

**OILERS** – Leading Tackler: B. Orlando 8-2-10. Sacks: W. Fuller 1.0, L. Lathon 1.0. Int.: S. Jackson 1, T. Hoage 1. FF: None. FR: None.

**CHIEFS** – Leading Tackler: A. Lewis 8-0-8, M. Bayless 6-2-8, C. Mincy 6-2-8. Sacks: A. Lewis 2.0, D. Thomas 2.0, B. Thompson 2.0, N. Smith 1.0, J. Phillips 1.0. Int.: C. Mincy 1. FF: None. FR: Saleaumua 1.



# PLAYOFF GAME SUMMARIES

**AFC WILD CARD PLAYOFF GAME – 1999**  
**Tennessee 22, Buffalo 16**  
**January 8, 2000 • Adelphia Coliseum**

One of the most memorable finishes in NFL playoff history gave the Titans the franchise's first playoff win since 1991, a 22-16 stunner over the visiting Buffalo Bills. After Steve Christie kicked a 41-yard field goal to give Buffalo a 16-15 lead with 16 seconds remaining, Kevin Dyson returned a Frank Wycheck lateral on the ensuing kickoff 75 yards for a touchdown with three seconds left in the game. The play, quickly dubbed as the "Music City Miracle," gave Tennessee a 22-16 lead that turned into a victory after Buffalo's last-ditch hopes for a matching return touchdown were thwarted. Eddie George paced Tennessee's offense with a 29-carry, 106-yard performance. The victory, in front of a franchise-record crowd at Adelphia Coliseum, allowed the franchise to advance to the AFC Divisional Playoffs for the first time since 1993. The Titans took a 12-0 lead into intermission, but the Bills stormed back behind two touchdowns from Antowain Smith that gave Buffalo a 13-12 lead with 11:08 remaining. Al Del Greco's 36-yard field goal gave the Titans a 15-13 lead with 1:48 remaining, setting up the game's final dramatic moments.

Buffalo	0	0	7	9	16
Tennessee	0	12	0	10	22

TEAM	SCORING PLAY	QTR-LEFT
Titans	R. Johnson sacked by J. Kearse for safety	2-11:19
Titans	S. McNair 1 run (A. Del Greco kick)	2-7:55
Titans	A. Del Greco 40 field goal	2-0:00
Bills	A. Smith 4 run (S. Christie kick)	3-12:28
Bills	A. Smith 1 run (Two-pt. attempt failed)	4-11:08
Titans	A. Del Greco 36 field goal	4-1:48
Bills	S. Christie 41 field goal	4-0:16
Titans	K. Dyson 75 kickoff return (A. Del Greco kick)	4-0:03

**Missed FG:** A. Del Greco 43W/L  
**Attendance:** 66,782

	Bills	Titans
First downs	13	16
3rd-down conversion-att	5-13-38%	4-16-25%
4th-down conversion-att	0-0-0%	0-0-0%
Total Yards	219	194
Rushing yards	123	139
Passing yards	96	55
Passes-comp.-Int.	22-10-0	24-13-0
Punts-avg.	8-38.5	7-41
Punt return yards	3-10	6-32
Kickoff return yards	4-73	5-192
Fumbles-lost	2-2	2-1
Penalties-yards	10-59	2-12
Field goals made-att	1-2	2-2
Time of possession	24:54	35:06

RUSHING									
TITANS	Att	Yds	Lg	TD	BILLS	Att	Yds	Lg	TD
E. George	29	106	9	0	A. Smith	14	79	44	2
S. McNair	6	19	10	1	J. Linton	5	25	12	0
R. Thomas	4	14	13	0	T. Thomas	5	10	9	0
					R. Johnson	3	9	4	0
<b>TOTALS</b>	<b>39</b>	<b>139</b>	<b>13</b>	<b>1</b>	<b>TOTALS</b>	<b>27</b>	<b>123</b>	<b>44</b>	<b>2</b>

PASSING									
TITANS	Att	Cmp	Yds	TD-I	BILLS	Att	Cmp	Yds	TD-I
S. McNair	24	13	76	0-1	R. Johnson	22	10	131	0-0
<b>TOTALS</b>	<b>24</b>	<b>13</b>	<b>76</b>	<b>0-1</b>	<b>TOTALS</b>	<b>22</b>	<b>10</b>	<b>131</b>	<b>0-0</b>

RECEIVING									
TITANS	Rec	Yds	Lg	TD	BILLS	Rec	Yds	Lg	TD
F. Wycheck	4	29	14	0	P. Price	5	62	15	0
J. Harris	4	20	10	0	E. Moulds	3	62	37	0
E. George	2	4	3	0	S. Gash	1	6	6	0
C. Sanders	1	11	11	0	B. Collins	1	1	1	0
Y. Thigpen	1	8	8	0					
K. Dyson	1	4	4	0					
<b>TOTALS</b>	<b>13</b>	<b>76</b>	<b>14</b>	<b>0</b>	<b>TOTALS</b>	<b>10</b>	<b>131</b>	<b>37</b>	<b>0</b>

**INDIVIDUAL DEFENSE (press box stats)**

**TITANS** – Leading Tackler: B. Bishop 6-1-7. Sacks: J. Kearse 2.0, J. Fisk 1.0, S. Rolle 1.0, J. Evans 1.0, K. Holmes 1.0. Int.: None. FF: J. Kearse 1. FR: B. Wortham 1.  
**BILLS** – Leading Tackler: J. Holecek 10-3-13. Sacks: B. Smith 2.5, P. Hansen 0.5. Int.: A. Winfield 1. FF: K. Schulz 1. FR: P. Hansen 1.

**AFC DIVISIONAL PLAYOFF GAME – 1999**  
**Tennessee 19, Indianapolis 16**  
**January 16, 2000 • RCA Dome**

Eddie George ran for a franchise playoff-record 162 yards and a touchdown as the Tennessee Titans advanced to their first AFC Championship Game since 1979 with a 19-16 victory over the Indianapolis Colts at the RCA Dome. George's 68-yard touchdown run on the first drive of the third quarter gave the Titans the lead for good, and Tennessee's defense held rookie standout Edgerrin James to only 56 yards rushing on 20 carries. Al Del Greco set franchise post-season records for field goals in a game and a career, kicking two of his four field goals in each half to give him 11 for his career. Indiana native Blaine Bishop led the inspired Tennessee defense with 11 tackles and two passes defensed, and the defensive unit as a whole held Peyton Manning in check, with the second-year signal caller completing only 19 of 43 passes for 227 yards in the loss. The Colts pulled within three points with 1:51 remaining on Manning's 15-yard TD run, but Yancey Thigpen sealed Tennessee's victory by recovering Danny Knight's ensuing onside kick.

Indianapolis	3	6	0	7	16
Tennessee	0	6	7	6	19

TEAM	SCORING PLAY	QTR-LEFT
Colts	M. Vanderjagt 40 field goal	1-7:13
Titans	A. Del Greco 49 field goal	2-14:56
Colts	M. Vanderjagt 40 field goal	2-5:38
Titans	A. Del Greco 37 field goal	2-3:15
Colts	M. Vanderjagt 34 field goal	2-0:01
Titans	E. George 68 run (A. Del Greco kick)	3-13:19
Titans	A. Del Greco 25 field goal	4-12:57
Titans	A. Del Greco 43 field goal	4-4:19
Colts	P. Manning 15 run (M. Vanderjagt kick)	4-1:51

**Missed FG:** None  
**Attendance:** 57,097

	Colts	Titans
First downs	19	13
3rd-down conversion-att	5-15-33%	3-14-21%
4th-down conversion-att	0-1-0%	0-0-0%
Total yards	305	309
Rushing yards	78	197
Passing yards	227	112
Passes-comp.-Int.	43-19-0	24-13-0
Punts-avg.	7-48.6	5-52
Punt return yards	2-24	3-49
Kickoff return yards	6-87	2-47
Fumbles-lost	1-0	1-1
Penalties-yards	7-60	9-78
Field goals made-att	3-3	4-4
Time of possession	28:55	31:05

RUSHING									
TITANS	Att	Yds	Lg	TD	COLTS	Att	Yds	Lg	TD
E. George	26	162	68	1	E. James	20	56	14	0
S. McNair	7	35	29	0	P. Manning	2	22	15	1
<b>TOTALS</b>	<b>33</b>	<b>197</b>	<b>68</b>	<b>1</b>	<b>TOTALS</b>	<b>22</b>	<b>78</b>	<b>15</b>	<b>1</b>

PASSING									
TITANS	Att	Cmp	Yds	TD-I	COLTS	Att	Cmp	Yds	TD-I
S. McNair	24	13	112	0-0	P. Manning	43	19	227	0-0
<b>TOTALS</b>	<b>24</b>	<b>13</b>	<b>112</b>	<b>0-0</b>	<b>TOTALS</b>	<b>43</b>	<b>19</b>	<b>227</b>	<b>0-0</b>

RECEIVING									
TITANS	Rec	Yds	Lg	TD	COLTS	Rec	Yds	Lg	TD
Y. Thigpen	3	19	7	0	M. Harrison	5	65	25	0
F. Wycheck	3	16	6	0	J. Pathon	5	44	13	0
E. George	3	14	6	0	T. Wilkins	4	55	23	0
C. Sanders	2	38	26	0	K. Dilger	2	12	7	0
K. Dyson	2	25	15	0	E.G. Green	1	33	33	0
					M. Pollard	1	10	10	0
					E. James	1	8	8	0
<b>TOTALS</b>	<b>13</b>	<b>112</b>	<b>26</b>	<b>0</b>	<b>TOTALS</b>	<b>19</b>	<b>227</b>	<b>33</b>	<b>0</b>

**INDIVIDUAL DEFENSE (press box stats)**

**TITANS** – Leading Tackler: B. Bishop 6-1-7. Sacks: None. Int.: None. FF: D. Sidney 1. FR: None.  
**COLTS** – Leading Tackler: M. Barber 9-1-10. Sacks: None. Int.: None. FF: None. FR: M. Thomas 1.

# PLAYOFF GAME SUMMARIES

**AFC CHAMPIONSHIP GAME – 1999**  
**Tennessee 33, Jacksonville 14**  
**January 23, 2000 • Alltel Stadium**

The Titans advanced to the Super Bowl for the first time in franchise history by defeating the Jacksonville Jaguars for the third time in the same season, 33-14, at Alltel Stadium. Steve McNair ran for 91 yards and two second-half touchdowns, combining with Eddie George for 177 yards rushing on the afternoon. The Titans' defense turned in a dominant performance, forcing six Jacksonville turnovers, including two fumbles and two interceptions from Mark Brunell. Jacksonville led 14-7 on a 33-yard TD run by James Stewart. But the Titans then scored 26 unanswered points, including an Al Del Greco 34-yard field goal that cut the Jaguar lead to 14-10 at halftime. McNair scored on a 1-yard run with 9:24 remaining in the third quarter, and after Mark Brunell was dropped for a safety, Derrick Mason ran the ensuing free kick 80 yards for a touchdown. McNair scored his second touchdown of the game with seven minutes remaining, sealing the 33-14 outcome. The win gave the Titans their first AFC Championship since the AFL-NFL merger, and advanced them to Super Bowl XXXIV against St. Louis.

Jacksonville	7	7	0	0	14
Tennessee	7	3	16	7	33

TEAM	SCORING PLAY	QTR-LEFT
Jaguars	K. Brady 7 pass from M. Brunell (M. Hollis kick)	1-11:20
Titans	Y. Thigpen 9 pass from S. McNair (A. Del Greco kick)	1-5:30
Jaguars	J. Stewart 33 run (M. Hollis kick)	2-4:36
Titans	A. Del Greco 34 field goal	2-0:20
Titans	S. McNair 1 run (A. Del Greco kick)	3-9:24
Titans	M. Brunell sacked by J. Evans & J. Fisk for safety	3-5:13
Titans	D. Mason 80 kickoff return (A. Del Greco kick)	3-4:56
Titans	S. McNair 1 run (A. Del Greco kick)	4-6:59

**Missed FG:** None  
**Attendance:** 75,206

	Jaguars	Titans
First downs	20	17
3rd-down conversion-att	3-10-30%	3-10-30%
4th-down conversion-att	0-2-0%	0-0-0%
Total yards	360	289
Rushing yards	144	177
Passing yards	216	112
Passes-comp.-Int.	38-19-2	23-14-1
Punts-avg.	3-45.3	5-39.8
Punt return yards	3-2	2-14
Kickoff return yards	6-80	4-174
Fumbles-lost	5-4	5-3
Penalties-yards	9-100	5-39
Field goals made-att	0-0	1-1
Time of possession	28:24	31:36

RUSHING									
TITANS	Att	Yds	Lg	TD	JAGUARS	Att	Yds	Lg	TD
S. McNair	9	91	51	2	F. Taylor	19	110	31	0
E. George	25	86	20	0	J. Stewart	3	35	33	1
					M. Brunell	1	-1	-1	0
<b>TOTALS</b>	<b>34</b>	<b>177</b>	<b>51</b>	<b>2</b>	<b>TOTALS</b>	<b>23</b>	<b>144</b>	<b>33</b>	<b>1</b>

PASSING									
TITANS	Att	Cmp	Yds	TD-I	JAGUARS	Att	Cmp	Yds	TD-I
S. McNair	23	14	112	1-1	M. Brunell	38	19	226	1-2
<b>TOTALS</b>	<b>23</b>	<b>14</b>	<b>112</b>	<b>1-1</b>	<b>TOTALS</b>	<b>38</b>	<b>19</b>	<b>226</b>	<b>1-2</b>

RECEIVING									
TITANS	Rec	Yds	Lg	TD	JAGUARS	Rec	Yds	Lg	TD
J. Harris	3	33	15	0	K. McCardell	6	67	18	0
E. George	3	19	15	0	J. Smith	5	92	37	0
I. Byrd	2	19	11	0	K. Brady	5	44	17	1
Y. Thigpen	2	16	9	1	F. Taylor	2	16	9	0
F. Wycheck	2	12	8	0	D. Jones	1	7	7	0
K. Dyson	1	12	1	0					
L. Neal	1	1	1	0					
<b>TOTALS</b>	<b>14</b>	<b>112</b>	<b>15</b>	<b>1</b>	<b>TOTALS</b>	<b>19</b>	<b>226</b>	<b>37</b>	<b>1</b>

**INDIVIDUAL DEFENSE (press box stats)**

**TITANS** – Leading Tackler: E. Robinson 6-1-7. Sacks: B. Bishop 1.0, K. Holmes 1.0, J. Evans 0.5, J. Fisk 0.5. Int.: M. Robertson 1, D. Mitchell 1. FF: E. Robinson 2, B. Bishop 1, K. Holmes 1. FR: D. Walker 1, J. Kearse 1, J. Fisk 1.  
**JAGUARS** – Leading Tackler: K. Hardy 6-4-10. Sacks: T. Brackens 1.0. Int.: F. Bryant 1. FF: T. Brackens 1, L. Marts 1, K. Hardy 1. FR: L. Marts 1, T. Brackens 1.

**SUPER BOWL XXXIV – 1999**  
**St. Louis 23, Tennessee 16**  
**January 30, 2000 • Georgia Dome**

The Titans' magical season ended at the Georgia Dome, as receiver Kevin Dyson was stopped just short of the goal line on the game's last play by Rams linebacker Mike Jones in a 23-16 St. Louis victory. The play ended an inspired two-minute drive led by Steve McNair, who broke Super Bowl records for rushing yards by a quarterback in both one game and one play for the Titans. The Rams held a 9-0 lead at halftime, extending their lead to 16-0 on a nine yard TD reception by Torry Holt with 7:20 left in the third quarter. The Titans charged back on two touchdown runs by Eddie George, and tied the score at 16 on a 43-yard Al Del Greco field goal with 2:12 remaining. On the first play of the ensuing drive, Isaac Bruce broke free and scored on a 73-yard touchdown pass from Kurt Warner, giving the Rams a seven-point advantage. McNair then led a 12-play, 87-yard drive that culminated in the completion to Dyson. McNair's prolific day included 64 yards rushing. George, meanwhile, rushed for 95 yards to become the Titans' career playoff rushing leader.

St. Louis	3	6	7	7	23
Tennessee	0	0	6	10	16

TEAM	SCORING PLAY	QTR-LEFT
Rams	J. Wilkins 27 yd. field goal	1-3:00
Rams	J. Wilkins 29 yd. field goal	2-4:16
Rams	J. Wilkins 28 yd. field goal	2-0:15
Rams	T. Holt 9 yd. pass from K. Warner (J. Wilkins kick)	3-7:20
Titans	E. George 1 yd. run (two-pt attempt failed)	3-0:14
Titans	E. George 2 yd. run (A. Del Greco kick)	4-7:21
Titans	Del Greco 43 yd. field goal	4-2:12
Rams	I. Bruce 73 yd. pass from K. Warner (J. Wilkins kick)	4-1:54

**Missed FG:** J. Wilkins 34WR, A. Del Greco 47WL, 47B  
**Attendance:** 72,625

	Rams	Titans
First downs	23	27
3rd-down conversion-att	5-12-42%	6-13-46%
4th-down conversion-att	0-1-0%	1-1-100%
Total yards	436	367
Rushing yards	29	159
Passing yards	407	208
Passes-comp.-Int.	45-24-0	36-22-0
Punts-avg.	2-38.2	3-43
Punt return yards	2-8	1-1
Kickoff return yards	4-55	5-122
Fumbles-lost	2-0	1-0
Penalties-yards	8-60	7-45
Field goals made-att	3-4	1-3
Time of possession	23:34	36:26

RUSHING											
TITANS	Att	Yds	Lg	TD	RAMS	Att	Yds	Lg	TD		
E. George	28	95	13	2	M. Faulk	10	17	4	0		
S. McNair	8	64	23	0	R. Holcombe	1	11	11	0		
					K. Warner	1	1	1	0		
					M. Horan	1	0	0	0		
<b>TOTALS</b>	<b>36</b>	<b>159</b>	<b>23</b>	<b>2</b>	<b>TOTALS</b>	<b>13</b>	<b>29</b>	<b>11</b>	<b>0</b>		

PASSING											
TITANS	Att	Cmp	Yds	TD-I	RAMS	Att	Cmp	Yds	TD-I		
S. McNair	36	22	214	0-0	K. Warner	45	24	414	2-0		
<b>TOTALS</b>	<b>36</b>	<b>22</b>	<b>214</b>	<b>0-0</b>	<b>TOTALS</b>	<b>45</b>	<b>24</b>	<b>414</b>	<b>2-0</b>		

RECEIVING											
TITANS	Rec	Yds	Lg	TD	RAMS	Rec	Yds	Lg	TD		
J. Harris	7	64	21	0	T. Holt	7	109	32	1		
F. Wycheck	5	35	13	0	I. Bruce	6	162	73	1		
K. Dyson	4	41	16	0	M. Faulk	5	90	52	0		
E. George	2	35	32	0	A. Hakim	1	17	17	0		
I. Byrd	2	21	21	0	E. Conwell	1	16	16	0		
D. Mason	2	18	9	0	R. Proehl	1	11	11	0		
					R. Williams	1	9	9	0		
					R. Holcombe	1	1	1	0		
					F. Miller	1	-1	-1	0		
<b>TOTALS</b>	<b>22</b>	<b>214</b>	<b>32</b>	<b>0</b>	<b>TOTALS</b>	<b>24</b>	<b>414</b>	<b>73</b>	<b>2</b>		

**INDIVIDUAL DEFENSE (press box stats)**

**TITANS** – Leading Tackler: B. Bishop 4-1-5, A. Dorsett 1-4-5. Sacks: J. Fisk 1.0. Int.: None. FF: None. FR: None.  
**RAMS** – Leading Tackler: B. Jenkins 9-3-12. Sacks: K. Carter 1.0. Int.: None. FF: B. Jenkins 1. FR: None.

# PLAYOFF GAME SUMMARIES

## AFC DIVISIONAL PLAYOFF GAME – 2000 Baltimore 24, Tennessee 10 January 7, 2001 • Adelphia Coliseum

The Baltimore Ravens used big plays on defense and special teams to advance to the AFC Championship Game with a 24-10 victory over the Tennessee Titans at Adelphia Coliseum. Anthony Mitchell returned a blocked Al Del Greco field goal attempt 90 yards for a touchdown to break a 10-10 tie, and NFL Defensive Player of the Year Ray Lewis returned an interception 50 yards for a touchdown to seal Baltimore's win with 6:41 remaining in the fourth quarter. The Titans took control of the game early, as Eddie George capped off an opening drive that spanned 11 plays and 58 yards with a two-yard touchdown run. Regardless of the final score, it was a dominant performance by the Tennessee defense, as they held the Ravens to six first downs, 134 total yards, and only five completions by Baltimore quarterback Trent Dilfer. Offensively, the Titans dominated Baltimore in first downs (23 to 6), rushing yards (126 to 49) and passing yards (191 to 85), but Baltimore's big plays were ultimately too much to overcome. The loss ended the Titans' reign as AFC Champions and their season at 13-4.

Baltimore	0	7	3	14	24
Tennessee	7	0	3	0	10

TEAM	SCORING PLAY	QTR-LEFT
Titans	E. George 2 run (A. Del Greco kick)	1-7:43
Ravens	Ja. Lewis 1 run (M. Stover kick)	2-9:46
Titans	A. Del Greco 21 field goal	3-8:14
Ravens	M. Stover 38 field goal	3-3:05
Ravens	A. Mitchell 90 field goal return (M. Stover kick)	4-12:12
Ravens	R. Lewis 50 interception return (M. Stover kick)	4-6:41

Missed FG: A. Del Greco 45B, 31LU, 37B

Attendance: 68,527

	Ravens	Titans
First downs	6	23
3rd-down conversion-att	2-11-18%	5-16-31%
4th-down conversion-att	0-0-0%	0-2-0%
Total yards	134	317
Rushing yards	49	126
Passing yards	85	191
Passes-comp.-Int.	17-5-0	47-25-1
Punts-avg.	8-27.6	5-37.8
Punt return yards	1-4	2-5
Kickoff return yards	3-69	4-55
Fumbles-lost	0-0	0-0
Penalties-yards	7-50	6-55
Field goals made-att	1-1	1-4
Time of possession	19:31	40:29

RUSHING									
TITANS	Att	Yds	Lg	TD	RAVENS	Att	Yds	Lg	TD
E. George	27	91	15	1	Ja. Lewis	17	47	14	1
S. McNair	5	31	11	0	T. Dilfer	4	1	4	0
R. Thomas	1	4	4	0	Je. Lewis	1	1	1	0
					S. Gash	1	0	0	0
<b>TOTALS</b>	<b>33</b>	<b>126</b>	<b>15</b>	<b>1</b>	<b>TOTALS</b>	<b>23</b>	<b>49</b>	<b>14</b>	<b>1</b>

PASSING									
TITANS	Att	Cmp	Yds	TD-I	RAVENS	Att	Cmp	Yds	TD-I
S. McNair	46	24	176	0-1	T. Dilfer	16	5	117	0-0
N. O'Donnell	1	1	19	0-0	T. Banks	1	0	0	0-0
<b>TOTALS</b>	<b>47</b>	<b>25</b>	<b>195</b>	<b>0-1</b>	<b>TOTALS</b>	<b>17</b>	<b>5</b>	<b>117</b>	<b>0-0</b>

RECEIVING									
TITANS	Rec	Yds	Lg	TD	RAVENS	Rec	Yds	Lg	TD
E. George	8	5	10	0	Q. Ismail	3	53	33	0
D. Mason	7	88	19	0	S. Sharpe	1	56	56	0
F. Wycheck	5	31	13	0	B. Stokley	1	8	8	0
Y. Thigpen	3	25	11	0					
E. Kinney	1	9	9	0					
S. McNair	1	-10	-10	0					
<b>TOTALS</b>	<b>25</b>	<b>195</b>	<b>19</b>	<b>0</b>	<b>TOTALS</b>	<b>5</b>	<b>117</b>	<b>56</b>	<b>0</b>

### INDIVIDUAL DEFENSE (press box stats)

**TITANS** – Leading Tackler: R. Godfrey 7-2-9. Sacks: R. Godfrey 1.0, J. Fisk 1.0, H. Ford 1.0. Int.: None. FF: None. FR: None.

**RAVENS** – Leading Tackler: R. Lewis 9-3-12. Sacks: S. Adams 1.0. Int.: R. Lewis 1. FF: None. FR: None.

## AFC DIVISIONAL PLAYOFF GAME – 2002 Tennessee 34, Pittsburgh 31 (OT) January 11, 2003 • Adelphia Coliseum

Joe Nedney got a chance for redemption and made a 26-yard field goal 2:15 into overtime that gave the Titans a bruising 34-31 playoff victory over the Pittsburgh Steelers. The kick was the result of a penalty on the previous play by cornerback Dewayne Washington. He drew a 5-yard flag for running into Nedney, giving the kicker another chance after he hooked a 31-yard attempt wide right. Titans quarterback Steve McNair passed for 338 yards and two touchdowns in the game, while tight end Frank Wycheck set a career high with 123 yards on 10 receptions. The Titans scored the game's first 14 points on McNair and Eddie George runs before the Steelers responded with 20 unanswered points. Wycheck and Erron Kinney each caught touchdown passes in the second half. Nedney's game-winner gave the Titans their first victory in four playoff games against Pittsburgh and propelled them into the AFC Championship Game at Oakland.

Pittsburgh	0	13	7	11	0	31
Tennessee	14	0	14	3	3	34

TEAM	SCORING PLAY	QTR-LEFT
Titans	S. McNair 8 run (J. Nedney kick)	1-11:01
Titans	E. George 1 run (J. Nedney kick)	1-0:17
Steelers	H. Ward 8 pass from T. Maddox (J. Reed kick)	2-9:29
Steelers	J. Reed 30 field goal	2-6:47
Steelers	J. Reed 39 field goal	2-0:00
Steelers	A. Zereoue 31 run (J. Reed kick)	3-14:37
Titans	F. Wycheck 7 pass from S. McNair (J. Nedney kick)	3-9:37
Titans	E. Kinney 2 pass from S. McNair (J. Nedney kick)	3-4:38
Steelers	H. Ward 21 pass from T. Maddox (H. Ward to P. Burress pass)	4-10:09
Steelers	J. Reed 40 yd. field goal	4-8:30
Titans	J. Nedney 42 yd. field goal	4-5:40
Titans	J. Nedney 26 yd. field goal	5-12:45

Missed FG: J. Reed 44WL, J. Nedney 48WR

Attendance: 68,809

	Steelers	Titans
First downs	21	29
3rd-down conversion-att	4-14-29%	12-18-67%
4th-down conversion-att	0-0-0%	1-1-100%
Total yards	324	430
Rushing yards	67	99
Passing yards	257	331
Passes-comp.-Int.	42-21-1	45-27-2
Punts-avg.	6-31.8	4-28.8
Punt return yards	2-14	1-9
Kickoff return yards	6-138	7-116
Fumbles-lost	0-0	2-2
Penalties-yards	6-41	8-92
Field goals made-att	3-4	2-3
Time of possession	24:43	37:32

RUSHING									
TITANS	Att	Yds	Lg	TD	STEELERS	Att	Yds	Lg	TD
E. George	15	33	9	1	A. Zereoue	14	49	31	1
S. McNair	8	29	8	1	A. Randle El	1	11	11	0
D. Mason	2	20	16	0	J. Bettis	3	6	4	0
R. Holcombe	11	17	11	0	H. Ward	2	1	1	0
<b>TOTALS</b>	<b>36</b>	<b>99</b>	<b>16</b>	<b>2</b>	<b>TOTALS</b>	<b>20</b>	<b>67</b>	<b>31</b>	<b>1</b>

PASSING									
TITANS	Att	Cmp	Yds	TD-I	STEELERS	Att	Cmp	Yds	TD-I
S. McNair	44	27	338	2-2	T. Maddox	41	21	266	2-1
N. O'Donnell	1	0	0	0-0	A. Randle El	1	0	0	0-0
<b>TOTALS</b>	<b>45</b>	<b>27</b>	<b>338</b>	<b>2-0</b>	<b>TOTALS</b>	<b>42</b>	<b>21</b>	<b>266</b>	<b>2-1</b>

RECEIVING									
TITANS	Rec	Yds	Lg	TD	STEELERS	Rec	Yds	Lg	TD
F. Wycheck	10	123	39	1	H. Ward	7	82	21	2
D. Bennett	7	85	20	0	A. Randle El	4	53	30	0
D. Mason	5	47	18	0	T. Mathis	3	40	22	0
J. McCareins	2	53	31	0	P. Burress	2	62	40	0
E. Kinney	2	20	18	1	D. Kreider	2	14	8	0
R. Holcombe	1	10	10	0	A. Zereoue	2	10	6	0
					C. Ma'afala	1	5	5	0
<b>TOTALS</b>	<b>27</b>	<b>338</b>	<b>39</b>	<b>2</b>	<b>TOTALS</b>	<b>21</b>	<b>266</b>	<b>40</b>	<b>2</b>

### INDIVIDUAL DEFENSE (press box stats)

**TITANS** – Leading Tackler: K. Bulluck 5-4-9. Sacks: D. Mitchell 1.0. Int.: S. Rolle 1. FF: None. FR: None.

**STEELERS** – Leading Tackler: L. Flowers 9-2-11, L. Foote 7-4-11. Sacks: K. Von Oelhoffen 1.0. Int.: D. Townsend 1, C. Scott 1. FF: C. Hampton 1. FR: L. Flowers 1, A. Smith 1.

# PLAYOFF GAME SUMMARIES

## AFC CHAMPIONSHIP GAME – 2002 Oakland 41, Tennessee 24

January 19, 2003 • Network Associates Stadium

The Raiders scored 14 unanswered points in the fourth quarter, closing out the Titans 41-24 to advance to Super Bowl XXXVII against Tampa Bay. Steve McNair's second rushing touchdown of the game pulled Tennessee within 27-24 at the end of the third quarter, but Rich Gannon scored on a 2-yard run and Zack Crockett added a 7-yard scoring run, ending a drive that consumed 6:29 on the clock late in the contest. The game's momentum changed before halftime when Oakland turned back-to-back fumbles by Tennessee into 10 points to close out the first half, taking a 24-17 lead at intermission. The Titans had scored 10 unanswered points to take their first lead of the game, 17-14, on McNair's 9-yard rushing touchdown. But a fumble by Robert Holcombe turned into a 1-yard touchdown pass from Gannon to Doug Jolley two plays later. Then John Simon fumbled the ensuing kickoff which Sebastian Janikowski turned into a 43-yard field goal as time expired at intermission.

Tennessee	..... 7	10	7	0	24
Oakland	..... 14	10	3	14	41

TEAM	SCORING PLAY	QTR-LEFT
Raiders	J. Porter 3 pass from R. Gannon (S. Janikowski kick)	1-10:59
Titans	D. Bennett 33 pass from S. McNair (J. Nedney kick)	1-5:59
Raiders	C. Garner 12 pass from R. Gannon (S. Janikowski kick)	1-2:47
Titans	J. Nedney 29 field goal	2-12:39
Titans	S. McNair 9 run (J. Nedney kick)	2-2:47
Raiders	S. Jolley 1 pass from R. Gannon (S. Janikowski kick)	2-1:00
Raiders	S. Janikowski 43 field goal	2-0:00
Raiders	S. Janikowski 32 field goal	3-4:29
Titans	S. McNair 13 run (C. Hentrich kick)	3-0:31
Raiders	R. Gannon 2 run (S. Janikowski kick)	4-11:27
Raiders	Z. Crockett 7 run (S. Janikowski kick)	4-3:25

Missed FG: None  
Attendance: 62,544

	Raiders	Titans
First downs	25	28
3rd-down conversion-att	4-9-44%	6-12-50%
4th-down conversion-att	0-0-0%	0-2-0%
Total yards	375	312
Rushing yards	89	138
Passing yards	286	174
Passes-comp.-Int.	41-29-0	36-21-0
Punts-avg.	3-40	3-32.0
Punt return yards	0-0	1-11
Kickoff return yards	5-143	7-131
Fumbles-lost	3-1	2-2
Penalties-yards	14-127	7-60
Field goals made-att	2-2	1-1
Time of possession	26:25	33:35

RUSHING									
TITANS	Att	Yds	Lg	TD	RAIDERS	Att	Yds	Lg	TD
E. George	15	67	17	0	R. Gannon	8	41	14	1
S. McNair	5	53	16	2	C. Garner	7	36	18	0
R. Holcombe	9	24	7	0	Z. Crockett	1	7	7	1
C. Hentrich	1	-6	-6	0	T. Wheatley	1	5	5	0
<b>TOTALS</b>	<b>30</b>	<b>138</b>	<b>17</b>	<b>2</b>	<b>TOTALS</b>	<b>17</b>	<b>89</b>	<b>18</b>	<b>2</b>

PASSING									
TITANS	Att	Cmp	Yds	TD-I	RAIDERS	Att	Cmp	Yds	TD-I
S. McNair	36	21	194	1-0	R. Gannon	41	29	286	3-0
<b>TOTALS</b>	<b>36</b>	<b>21</b>	<b>194</b>	<b>1-0</b>	<b>TOTALS</b>	<b>41</b>	<b>29</b>	<b>286</b>	<b>3-0</b>

RECEIVING									
TITANS	Rec	Yds	Lg	TD	RAIDERS	Rec	Yds	Lg	TD
D. Mason	5	41	14	0	T. Brown	9	73	14	0
R. Holcombe	5	25	9	0	C. Garner	7	55	17	1
F. Wycheck	4	41	18	0	J. Rice	5	79	29	0
D. Bennett	3	58	33	1	J. Porter	4	52	31	1
E. Kinney	2	15	14	0	D. Jolley	3	13	7	1
E. George	1	9	9	0	J. Ritchie	1	14	14	0
E. Berlin	1	5	5	0					
<b>TOTALS</b>	<b>21</b>	<b>194</b>	<b>33</b>	<b>1</b>	<b>TOTALS</b>	<b>29</b>	<b>286</b>	<b>31</b>	<b>3</b>

### INDIVIDUAL DEFENSE (press box stats)

**TITANS** – Leading Tackler: D. Mitchell 7-1-8. Sacks: None. Int.: None. FF: T. Williams 1, K. Carter 1. FR: S. Rolle 1.

**RAIDERS** – Leading Tackler: E. Barton 7-1-8, C. Woodson 5-3-8. Sacks: N. Harris 1, J. Parrella 1. Int.: None. FF: E. Barton 1. FR: A. Dorsett 1.

## AFC WILD CARD PLAYOFF GAME – 2003 Tennessee 20, Baltimore 17

January 3, 2004 – M&T Bank Stadium

NFL career scoring leader Gary Anderson kicked a 46-yard field goal with 29 seconds left after a courageous effort by a limping Steve McNair, giving the Titans a 20-17 victory in the first-round AFC Wild Card playoff game. McNair, named the league's co-MVP just 24 hours before kickoff, engineered an eight-play, 35-yard drive to set up the winning kick, and Eddie George finished with 88 yards on 25 carries, despite playing with a dislocated shoulder in the second half. In the process, Tennessee snapped a five-game losing streak against the Ravens. The Titans held 2003 NFL rushing champion Jamal Lewis to a season-low 35 yards. The Titans got the better of Ravens linebacker Ray Lewis, the AP NFL Defensive Player of the Year. George ran repeatedly at him all game, dispelling any myth that Lewis owned the 1-on-1 battle. The Titans took a 14-10 lead in the third quarter when McNair threw a 49-yard touchdown pass to Justin McCareins. Tennessee took a 7-0 lead in the first quarter on Chris Brown's first career touchdown from six yards out. The Titans held Lewis to 12 yards rushing on seven carries in the first half and outgained Baltimore 108-15 in the first quarter.

Tennessee	..... 7	0	7	6	20
Baltimore	..... 7	3	0	7	17

TEAM	SCORING PLAY	QTR-LEFT
Titans	C. Brown 6 run (G. Anderson kick)	1-8:54
Ravens	W. Demps 56 interception return (M. Stover kick)	1-6:12
Ravens	M. Stover 43 field goal	2-1:55
Titans	J. McCareins 49 pass from S. McNair (G. Anderson kick)	3-7:59
Titans	G. Anderson 45 field goal	4-9:13
Ravens	T. Heap 35 pass from A. Wright (M. Stover kick)	4-4:30
Titans	G. Anderson 46 field goal	4-0:29

Missed FG: None  
Attendance: 69,452

	Ravens	Titans
First downs	12	16
3rd-down conversion-att	3-12-25%	6-15-40%
4th-down conversion-att	0-0-0%	0-0-0%
Total yards	255	324
Rushing yards	54	165
Passing yards	201	159
Passes-comp.-Int.	37-20-2	23-14-3
Punts-avg.	8-48.8	6-44.7
Punt return yards	2-2	6-70
Kickoff return yards	4-79	4-61
Fumbles-lost	1-0	0-0
Penalties-yards	8-70	6-55
Field goals made-att	1-1	2-2
Time of possession	24:52	35:08

RUSHING									
TITANS	Att	Yds	Lg	TD	RAVENS	Att	Yds	Lg	TD
E. George	25	88	13	0	J. Lewis	14	35	8	0
C. Brown	11	61	16	1	A. Wright	2	19	11	0
S. McNair	4	16	9	0					
<b>TOTALS</b>	<b>40</b>	<b>165</b>	<b>16</b>	<b>1</b>	<b>TOTALS</b>	<b>16</b>	<b>54</b>	<b>11</b>	<b>0</b>

PASSING									
TITANS	Att	Cmp	Yds	TD-I	RAVENS	Att	Cmp	Yds	TD-I
S. McNair	23	14	159	1-3	A. Wright	37	20	214	1-2
<b>TOTALS</b>	<b>23</b>	<b>12</b>	<b>159</b>	<b>1-3</b>	<b>TOTALS</b>	<b>37</b>	<b>20</b>	<b>214</b>	<b>1-2</b>

RECEIVING									
TITANS	Rec	Yds	Lg	TD	RAVENS	Rec	Yds	Lg	TD
D. Mason	3	28	12	0	T. Taylor	7	82	30	0
J. McCareins	2	62	49	1	T. Heap	6	80	35	1
F. Wycheck	2	17	14	0	C. Taylor	2	19	16	0
E. Kinney	2	12	6	0	T. Jones	2	16	9	0
E. George	2	9	6	0	J. Lewis	2	4	6	0
D. Bennett	1	17	17	0	M. Robinson	1	13	13	0
T. Calico	1	12	12	0					
C. Brown	1	2	2	0					
<b>TOTALS</b>	<b>14</b>	<b>159</b>	<b>49</b>	<b>1</b>	<b>TOTALS</b>	<b>20</b>	<b>214</b>	<b>35</b>	<b>1</b>

### INDIVIDUAL DEFENSE (press box stats)

**TITANS** – Leading Tackler: K. Bulluck 8-0-8. Sacks: A. Haynesworth 1.0, K. Carter 1. Int.: S. Rolle 1, A. Dyson 1. FF: None. FR: None.

**RAVENS** – Leading Tackler: R. Lewis 11-6-17. Sacks: None. Int.: W. Demps 1, C. McAlister 1, E. Reed 1. FF: None. FR: None.



# PLAYOFF GAME SUMMARIES

**AFC DIVISIONAL PLAYOFF GAME – 2003**  
**New England 17, Tennessee 14**  
**January 10, 2004 – Gillette Stadium**

NFL co-MVP Steve McNair almost single-handedly took Tennessee downfield in the final minutes. But the man playing with a cracked bone spur in his left ankle saw his final pass fall in and out of the hands of Drew Bennett with 1:45 remaining in a 17-14 playoff loss to the eventual Super Bowl champion New England Patriots. The Titans (13-5) were trying to return to the AFC Championship for the third time in five seasons, and McNair nearly got them there. He tied the game with an 11-yard touchdown pass to Derrick Mason in the third quarter on a drive in which he was a perfect five of five for 59 yards. But the Titans came up just short on the final drive that included a pair of controversial calls against Tennessee. The game-time temperature at kickoff was four degrees with a wind-chill of minus 10. Winds were blowing at 10 mph. It marked the coldest game in both Patriots and Titans history. Rookie running back Chris Brown scored his second career touchdown – and second of the post-season – when he crossed the end zone from five yards out to tie the game at 7 in the first quarter.

Tennessee	..... 7	0	7	0	14
New England	..... 7	7	0	3	17

TEAM	SCORING PLAY	QTR-LEFT
Patriots	B. Johnson 41 pass from T. Brady (A. Vinatieri kick)	1-10:59
Titans	C. Brown 5 run (G. Anderson kick)	1-7:31
Patriots	A. Smith 1 run (A. Vinatieri kick)	2-13:46
Titans	D. Mason 11 pass from S. McNair (G. Anderson kick)	3-4:14
Patriots	A. Vinatieri 46 yd. field goal	4-4:06

**Missed FG:** G. Anderson 31B, A. Vinatieri 44WL  
**Attendance:** 68,436

	Patriots	Titans
First downs	18	16
3rd-down conversion-att	7-16-44%	7-13-54%
4th-down conversion-att	2-3-67%	0-1-0%
Total yards	297	284
Rushing yards	96	84
Passing yards	201	200
Passes-comp.-Int.	41-21-0	26-18-1
Punts-avg.	4-27.0	4-34.0
Punt return yards	1-9	0-0
Kickoff return yards	3-48	4-92
Fumbles-lost	1-1	0-0
Penalties-yards	2-14	9-55
Field goals made-att	1-2	0-1
Time of possession	28:02	31:58

RUSHING									
TITANS	Att	Yds	Lg	TD	PATRIOTS	Att	Yds	Lg	TD
E. George	16	48	9	0	A. Smith	16	69	17	1
C. Brown	7	35	13	1	K. Faulk	5	22	8	0
S. McNair	2	11	12	0	T. Brady	5	5	5	0
F. Wycheck	1	-10	-10	0	L. Centers	1	0	0	0
<b>TOTALS</b>	<b>26</b>	<b>84</b>	<b>13</b>	<b>1</b>	<b>TOTALS</b>	<b>27</b>	<b>96</b>	<b>17</b>	<b>1</b>

PASSING									
TITANS	Att	Cmp	Yds	TD-I	PATRIOTS	Att	Cmp	Yds	TD-I
S. McNair	26	18	210	1-1	T. Brady	41	21	201	1-0
<b>TOTALS</b>	<b>26</b>	<b>18</b>	<b>210</b>	<b>1-1</b>	<b>TOTALS</b>	<b>41</b>	<b>21</b>	<b>201</b>	<b>1-0</b>

RECEIVING									
TITANS	Rec	Yds	Lg	TD	PATRIOTS	Rec	Yds	Lg	TD
D. Mason	7	90	28	1	D. Givens	4	26	8	0
D. Bennett	3	48	24	0	C. Fauria	3	42	19	0
J. McCareins	2	21	11	0	K. Faulk	3	31	19	0
F. Wycheck	2	9	6	0	D. Branch	3	10	6	0
E. George	2	7	4	0	B. Johnson	2	55	41	1
T. Calico	1	30	30	0	T. Brown	2	11	7	0
E. Kinney	1	5	5	0	D. Ward	1	22	22	0
					L. Centers	1	4	4	0
					A. Smith	1	1	1	0
					D. Graham	1	-1	-1	0
<b>TOTALS</b>	<b>18</b>	<b>210</b>	<b>30</b>	<b>1</b>	<b>TOTALS</b>	<b>21</b>	<b>201</b>	<b>41</b>	<b>1</b>

**INDIVIDUAL DEFENSE (press box stats)**

**TITANS** – Leading Tackler: P. Sirmon 9-3-12. Sacks: None. Int.: None. FF: K. Carter 1. FR: C. Hall 1.

**PATRIOTS** – Leading Tackler: T. Bruschi 5-4-9. Sacks: W. McGinest 2.0, M. Vrabel 1.0. Int.: R. Harrison 1. FF: None. FR: None.

**AFC WILD CARD – 2007**  
**Chargers 17, Titans 6**  
**January 6, 2008 – Qualcomm Stadium**

A pair of Rob Bironas field goals and a defense that held San Diego to 94 first-half yards enabled the Titans to take a 6-0 halftime lead in their first playoff game in four years. But San Diego scored 17 unanswered points in the second half, exploding for 256 yards, in a 17-6 victory at Qualcomm Stadium. Running back LaDainian Tomlinson was held to 42 yards, but got to celebrate the first playoff victory in three tries in his brilliant career. The Titans bottled up Tomlinson, the two-time NFL rushing champion, and dared quarterback Philip Rivers to beat them. The second-year starter did just that, throwing a 25-yard touchdown pass to Vincent Jackson late in the third quarter that gave San Diego its first lead at 10-6. Tomlinson finally found the end zone midway through the fourth quarter on a fourth-down leap over the pile from inside the 1-yard line that survived a video replay. Tennessee's defense dominated in the first half, holding San Diego to just 10 total yards and without a first down in the first quarter.

Tennessee	..... 3	3	0	0	6
San Diego	..... 0	0	10	7	17

TEAM	SCORING PLAY	QTR-LEFT
Titans	R. Bironas 30 field goal	1- 9:37
Titans	R. Bironas 44 field goal	2- 0:00
Chargers	N. Kaeding 20 field goal	3- 9:41
Chargers	V. Jackson 25 pass from P. Rivers (N. Kaeding kick)	3- 2:35
Chargers	L. Tomlinson 1 run (N. Kaeding kick)	4- 8:45

**Missed FG:** Kaeding, SD (45WR); Bironas, Tenn. (38WL)  
**Attendance:** 65,640

	Titans	Chargers
First downs	15	17
3rd-down conversion-att	9-16-56%	8-15-53%
4th-down conversion-att	0-0-0%	1-1-100%
Total yards	248	350
Rushing yards	119	68
Passing yards	129	282
Passes-comp.-Int.	29-16-1	30-19-1
Sacked-yards	3-9	1-10
Punts-avg.	5-39.6	4-40.8
Punt return yards	2-15	2-12
Kickoff return yards	4-71	2-40
Fumbles-lost	1-1	1-0
Penalties-yards	6-38	5-53
Field goals made-att	2-3	1-2
Time of possession	27:41	32:19

RUSHING													
TITANS	Att	Yds	Lg	TD	CHARGERS	Att	Yds	Lg	TD				
L. White	19	69	13	0	L. Tomlinson	21	42	12	1				
A. Hall	3	14	11	0	M. Turner	9	28	11	0				
C. Brown	4	13	5	0	P. Rivers	2	-2	-1	0				
V. Young	2	12	9	0									
C. Davis	1	11	11	0									
C. Henry	1	0	0	0									
<b>TOTALS</b>	<b>30</b>	<b>119</b>	<b>13</b>	<b>0</b>	<b>TOTALS</b>	<b>32</b>	<b>68</b>	<b>12</b>	<b>1</b>				

PASSING													
TITANS	Att	Cmp	Yds	TD-I	CHARGERS	Att	Cmp	Yds	TD-I				
V. Young	29	16	138	0-1	P. Rivers	30	19	292	1-1				
<b>TOTALS</b>	<b>29</b>	<b>16</b>	<b>138</b>	<b>0-1</b>	<b>TOTALS</b>	<b>30</b>	<b>19</b>	<b>292</b>	<b>1-1</b>				

RECEIVING													
TITANS	Rec	Yds	Lg	TD	CHARGERS	Rec	Yds	Lg	TD				
B. Troupe	3	44	26	0	C. Chambers	6	121	39	0				
E. Moulds	3	18	10	0	V. Jackson	5	114	34	1				
B. Hartsock	3	16	6	0	L. Tomlinson	3	19	9	0				
B. Ealy	2	17	9	0	B. Manumaleuna	2	18	9	0				
C. Davis	2	11	7	0	A. Gates	2	15	16	0				
J. Gage	1	19	19	0	C. Davis	1	5	5	0				
A. Hall	1	16	16	0									
L. White	1	-3	-3	0									
<b>TOTALS</b>	<b>16</b>	<b>138</b>	<b>26</b>	<b>0</b>	<b>TOTALS</b>	<b>19</b>	<b>292</b>	<b>39</b>	<b>1</b>				

**INDIVIDUAL DEFENSE**

**(Opponents - press box stats; Titans - coaching stats)**

**TITANS** – Leading Tackler: K. Bulluck 10-8-2. Sacks: C. Finnegan 1-10. Int.: C. Finnegan 1. FF: C. Finnegan 1. FR: None.

**CHARGERS** – Leading Tackler: S. Phillips 10-9-1. Sacks: S. Merriman 1-4, J. Cesaire 1-3, L. Castillo 1-2. Int.: D. Florence 1. FF: S. Merriman 1. FR: S. Phillips 1.

## PLAYOFF GAME SUMMARIES

### AFC DIVISIONAL GAME - 2008 Titans 10, Ravens 13 Saturday, Jan. 10, 2009 • LP Field

Matt Stover connected on a 43-yard field goal with under a minute to play that proved to be the difference as the Ravens defeated the Titans 13-10 in a Divisional Round playoff game at LP Field. Despite being outgained 391-211 in total yards and gaining nine first downs to Tennessee's 21, Baltimore forced three turnovers, all as the Titans were driving inside the Ravens' 30-yard line. Receiver Justin Gage caught a career-high 10 balls for 135 yards, second in his career only to his 147-yard effort in Jacksonville earlier in the season. The Titans were held without a sack for the first time since Week 8. It marked only the third time all season that the Titans did not force a turnover. Defensively, Tennessee held a Baltimore rushing attack averaging four yards-per-carry to 50 yards on 30 carries. Chris Johnson rushed for 72 yards in the first quarter before leaving the game with an injured ankle.

<b>Baltimore</b> . . . . .	7	0	0	6	13
<b>Tennessee</b> . . . . .	7	0	0	3	10

TEAM	SCORING PLAY	QTR-LEFT
Titans	C. Johnson 8 run (R. Bironas kick)	1- 4:38
Ravens	D. Mason 48 pass from J. Flacco (M. Stover kick)	1- 1:20
Ravens	M. Stover 21 field goal	4-14:10
Titans	R. Bironas 27 field goal	4- 4:23
Ravens	M. Stover 43 field goal	4- 0:53

**Missed FG:** R. Bironas, Tenn. (51WL)  
**Attendance:** 69,143

	Ravens	Titans
First downs	9	21
3rd-down conversion-att	3-13-23%	4-14-29%
4th-down conversion-att	0-0-0%	0-2-0%
Total yards	211	391
Rushing yards	50	116
Passing yards	161	275
Passes-comp.-Int.	22-11-0	42-26-1
Sacked-yards	0-0	1-6
Punts-avg.	8-42.8	4-53.3
Punt return yards	1-29	3-8
Kickoff return yards	1-15	4-104
Fumbles-lost	0-0	5-2
Penalties-yards	8-40	12-89
Field goals made-att	2-2	1-2
Time of possession	25:53	34:07

RUSHING									
RAVENS	Att	Yds	Lg	TD	TITANS	Att	Yds	Lg	TD
W. McGahee	12	32	11	0	C. Johnson	11	72	32	1
L. McClain	12	12	8	0	L. White	15	45	12	0
J. Flacco	5	5	3	0	K. Collins	1	0	0	0
L. Neal	1	1	1	0	Q. Ganther	1	-1	-1	0
<b>TOTALS</b>	<b>30</b>	<b>50</b>	<b>11</b>	<b>0</b>	<b>TOTALS</b>	<b>28</b>	<b>116</b>	<b>32</b>	<b>1</b>

PASSING									
RAVENS	Att	Cmp	Yd	TD-I	TITANS	Att	Cmp	Yd	TD-I
J. Flacco	22	11	161	1-0	K. Collins	42	26	281	0-1
<b>TOTALS</b>	<b>22</b>	<b>11</b>	<b>161</b>	<b>1-0</b>	<b>TOTALS</b>	<b>42</b>	<b>26</b>	<b>281</b>	<b>0-1</b>

RECEIVING									
RAVENS	Rec	Yds	Lg	TD	TITANS	Rec	Yds	Lg	TD
D. Mason	5	78	48	1	J. Gage	10	135	24	0
M. Clayton	2	45	37	0	L. White	4	35	19	0
T. Heap	1	23	23	0	B. Scaife	4	23	14	0
L. Neal	1	7	7	0	J. McCareins	2	24	17	0
D. Wilcox	1	4	4	0	B. Jones	2	16	11	0
W. McGahee	1	4	4	0	A. Crumpler	2	9	7	0
					C. Johnson	1	28	28	0
					A. Hall	1	11	11	0
<b>TOTALS</b>	<b>11</b>	<b>161</b>	<b>48</b>	<b>1</b>	<b>TOTALS</b>	<b>26</b>	<b>281</b>	<b>28</b>	<b>0</b>

#### INDIVIDUAL DEFENSE

(Titans - Coaching Stats; Opponents - Press Box Stats)

**TITANS** – Leading Tacklers: Bulluck 8-5-3. Sacks: None. Int.: None. FF: None. FR: None.

**RAVENS** – Leading Tacklers: R. Lewis 11-8-3, B. Scott 11-9-2. Sacks: T. Suggs 1. Int.: S. Rolle 1. FF: Johnson 1, Leonhard 1, Lewis 1. FR: Leonhard 1, Washington 1.

# PLAYOFF GAME SUMMARIES



## Wild Card Round: Titans 22, Chiefs 21 Saturday, Jan. 6, 2018 • 3:35 p.m. CT • Arrowhead Stadium



### GAME RECAP

In Week 1 of the 2017 playoffs, the Titans traveled to Kansas City to face the Chiefs on Wild Card weekend. Tennessee scored 19 unanswered points in the second half and did not allow the Chiefs to score in the third or fourth quarter, as the Titans won by a score of 22-21 and advanced to the Divisional Round.

Both the Chiefs and Titans punted on their opening possessions. On Kansas City's second possession, Chiefs QB **Alex Smith** drove his offense down the field with help by a 45-yard reception from Chiefs WR **Tyreek Hill** and a 27-yard reception from Chiefs TE **Travis Kelce**. On second-and-one from the Tennessee one-yard line, Chiefs RB **Kareem Hunt** ran up the middle for a one-yard touchdown and a 7-0 Chiefs lead. On the following Kansas City possession, the Chiefs doubled their lead as Smith hit Kelce for a 13-yard touchdown to put Kansas City up, 14-0.

With the Titans offense driving in the second quarter, QB **Marcus Mariota** had the ball on the Kansas City 21-yard line. On second-and-10, he threw an interception to Chiefs CB **Marcus Peters** who returned the pick for 28 yards. However, the Tennessee defense came up big as Kansas City couldn't capitalize and was forced to punt. As the Titans regained possession, Mariota connected with TE **Delanie Walker** for a 22-yard reception and WR **Corey Davis** for an 11-yard catch. The Titans entered field goal range and got on the board with a 49-yard kick, 14-3 Chiefs. Kansas City took the field and strung together a 79-yard scoring drive that culminated in a 14-yard touchdown pass from Smith to Chiefs WR **Demarcus Robinson** with three seconds left to play in the second quarter. Kansas City took a 21-3 lead into halftime.

On the Titans' first drive of the second half, Mariota led the offense into the red zone after he rushed for two first downs and RB **Derrick Henry** contributed both a 29-yard receiving and 12-yard rushing first down. On third-and-six from the Kansas City six-yard line, Mariota's pass was deflected by Chiefs CB **Darrelle Revis**, but it bounced back into Mariota's hands and he ran it in for a touchdown. Mariota became the first quarterback to catch a touchdown pass in a playoff game since the 1970 AFC-NFC merger, and he also became the first quarterback in league history to complete a touchdown pass to himself in the playoffs. Tennessee narrowed the Chiefs lead, 21-10.

The Titans had the ball at the Kansas City 35-yard line to start the fourth quarter, and on the second play Henry ran up the middle for a 35-yard touchdown. Tennessee attempted a two-point conversion but failed as they edged closer, 21-16 Kansas City. After forcing the Chiefs to punt, Tennessee regained possession and tacked on another score as Mariota hit WR **Eric Decker** for a 22-yard touchdown. The two-point conversion failed as Tennessee took the lead, 22-21.

Kansas City couldn't string together a comeback as the Titans came back from the second-largest deficit by a road team in NFL playoff history to win their first postseason contest in 14 years.

### SCORING

	1	2	3	4	Final
Tennessee	0	3	7	12	22
Kansas City	14	7	0	0	21

TEAM	SCORING PLAY	TIME
Chiefs	K.Hunt 1 yd. run (H.Butker kick)	1-7:37
Chiefs	T.Kelce 13 yd. pass from A.Smith (H.Butker kick)	1-2:15
Titans	R.Succop 49 yd. Field Goal	2-1:55
Chiefs	D.Robinson 14 yd. pass from A.Smith (H.Butker kick)	2-0:03
Titans	M.Mariota 6 yd. pass from M.Mariota (R.Succop kick)	3-6:31
Titans	D.Henry 35 yd. run (pass failed)	4-14:08
Titans	E.Decker 22 yd. pass from M.Mariota (pass failed)	4-6:06

**Missed FGs:** H. Butker 48LU

**Attendance:** 73,319

**Time of Game:** 3:14

**Weather:** 33° F, wind SE 10 mph

**Referee:** Jeff Triplette



TEAM STATISTICS

	Titans	Chiefs
TOTAL FIRST DOWNS	23	19
THIRD DOWN EFFICIENCY	8-13-62%	4-11-36%
FOURTH DOWN EFFICIENCY	0-0-0%	0-1-0%
TOTAL NET YARDS	397	325
Plays - Avg.	64-6.2	53-6.1
NET YARDS RUSHING	202	69
Rushes - Avg.	31-6.5	16-4.3
NET YARDS PASSING	195	256
Sacks - Yards Lost	2-10	4-8
PASS ATT-COMP-INT	31-19-1	33-24-0
PUNTS - Avg.	3-43.7	5-50.0
PUNT RETURNS - Yards	3-18	2-8
KICKOFF RETURNS - Yards	3-55	4-83
INTERCEPTIONS - Yards	0-0	1-28
PENALTIES Number and Yards	8-50	8-68
FUMBLES - Lost	2-1	0-0
TOUCHDOWNS	3	3
FIELD GOALS Made-Attempts	1-1	0-1
RED ZONE EFFICIENCY	1-2-50%	3-3-100%
GOAL TO GO EFFICIENCY	1-1-100%	1-1-100%
SAFETIES	0	0
GIVEAWAYS	2	0
TAKEAWAYS	0	2
TIME OF POSSESSION	32:28	27:32

### TITANS STARTERS

OFFENSE		DEFENSE	
WR 18	R.Matthews	DE 94	A.Johnson
TE 82	D.Walker	DT 99	J.Casey
LT 77	T.Lewan	OLB 91	D.Morgan
LG 67	Q.Spain	ILB 59	W.Woodyard
C 60	B.Jones	ILB 54	A.Williamson
RG 64	J.Kline	OLB 98	B.Orakpo
RT 78	J.Conklin	CB 25	A.Jackson
TE 81	J.Smith	SS 37	J.Cyprien
WR 84	C.Davis	FS 31	K.Byard
QB 8	M.Mariota	CB 26	L.Ryan
RB 22	D.Henry	CB 33	T.Smith

### CHIEFS STARTERS

OFFENSE		DEFENSE	
WR 10	T.Hill	LDE 95	C.Jones
LT 72	E.Fisher	NT 96	B.Logan
LG 70	B.Witzmann	RDE 97	A.Bailey
C 73	Z.Fulton	LOLB 50	J.Houston
RG 76	L.Duvernay-Tardif	LILB 56	D.Johnson
RT 71	M.Schwartz	RILB 59	R.Ragland
TE 87	T.Kelce	ROLB 51	F.Zombo
WR 14	D.Robinson	LCB 22	M.Peters
WR 12	A.Wilson	RCB 20	S.Nelson
QB 11	A.Smith	S 38	R.Parker
RB 27	K.Hunt	S 49	D.Sorensen

### TITANS INDIVIDUAL STATISTICS

Rushing	Att	Yds	Avg	Lg	TD
D.Henry	23	156	6.8	35	1
M.Mariota	8	46	5.8	17	0
<b>Total</b>	<b>31</b>	<b>202</b>	<b>6.5</b>	<b>35</b>	<b>1</b>

Passing	Att	Cmp	Yds	TD	Lg	IN	Rt
M. Mariota	31	19	205	2	29	1	88.8
<b>Total</b>	<b>31</b>	<b>19</b>	<b>205</b>	<b>2</b>	<b>29</b>	<b>1</b>	<b>88.8</b>

Receiving	No	Yds	Avg	Lg	TD
D.Walker	6	74	12.3	22	0
C.Davis	4	35	8.8	13	0
D.Henry	2	35	17.5	29	0
E.Decker	2	21	10.5	22	1
J.Smith	2	15	7.5	10	0
R.Matthews	1	15	15.0	15	0
M.Mariota	1	6	6.0	6	1
T.Taylor	1	4	4.0	4	0
<b>Total</b>	<b>19</b>	<b>205</b>	<b>10.8</b>	<b>29</b>	<b>2</b>

Interceptions	No	Yds	Avg	Lg	TD
<b>Total</b>	<b>0</b>	<b>0</b>	<b>-</b>	<b>-</b>	<b>0</b>

### Leading Tacklers (Coaching Totals)

J. Casey 8-4-4; W. Woodyard 8-4-4; D. Morgan 7-5-2

**Sacks:** B. Orakpo 1.5; D. Morgan 1; S. Williams 1; W. Woodyard 0.5 **FF:** None **FR:** None

### CHIEFS INDIVIDUAL STATISTICS

Rushing	Att	Yds	Avg	Lg	TD
K.Hunt	11	42	3.8	16	1
T.Hill	1	14	14.0	14	0
A.Smith	4	13	3.3	11	0
<b>Total</b>	<b>16</b>	<b>69</b>	<b>4.3</b>	<b>16</b>	<b>1</b>

Passing	Att	Cmp	Yds	TD	Lg	IN	Rt
A. Smith	33	24	264	2	45	0	0116.2
<b>Total</b>	<b>33</b>	<b>24</b>	<b>264</b>	<b>2</b>	<b>45</b>	<b>0</b>	<b>0116.2</b>

Receiving	No	Yds	Avg	Lg	TD
T.Hill	7	87	12.4	45	0
T.Kelce	4	66	16.5	27	1
D.Robinson	4	57	14.3	15	1
K.Hunt	3	5	1.7	7	0
A.Wilson	2	26	13.0	18	0
D.Harris	2	22	11.0	13	0
C.West	2	1	0.5	3	0
<b>Total</b>	<b>24</b>	<b>264</b>	<b>11.0</b>	<b>45</b>	<b>2</b>

Interceptions	No	Yds	Avg	Lg	TD
M. Peters	1	28	28.0	28	0
<b>Total</b>	<b>1</b>	<b>28</b>	<b>28.0</b>	<b>28</b>	<b>0</b>

### Leading Tacklers (Press Box Totals)

R. Ragland 9-5-4; D. Johnson 8-6-2; F. Zombo 7-3-4

**Sacks:** J. Houston 1; D. Johnson 1 **FF:** K. Pierre-Louis 1 **FR:** None

# PLAYOFF GAME SUMMARIES

## Divisional Round: Titans 14, Patriots 35 Saturday, Jan. 13, 2018 • 8:15 p.m. ET • Gillette Stadium



### GAME RECAP

In the AFC Divisional Playoff round of the 2017 season, the Titans traveled to New England to face the Patriots and were eliminated from postseason contention with a 35-14 loss.

The Titans defense forced New England to punt on both of the Patriots' first quarter possessions. On Tennessee's second possession of the game, the Titans drove efficiently down the field and constructed a 95-yard scoring drive. QB **Marcus Mariota** scrambled for two first downs, and connected with both TE **Delanie Walker** for a 36-yard pass and WR **Rishard Matthews** for an eight-yard third-down conversion pass. The drive resulted in Mariota hitting WR **Corey Davis** for a 15-yard touchdown as the Titans took an early 7-0 Titans lead.

In the second quarter, New England responded with three consecutive touchdown drives. Patriots RB **James White** scored on back-to-back possessions, first on a five-yard touchdown pass from Patriots QB **Tom Brady**, and on the ensuing drive, White rushed into the endzone for a six-yard touchdown. The Patriots got ahead, 14-7. On New England's third possession of the second quarter, Brady led the Patriots on a 91-yard scoring drive that resulted in a four-yard touchdown pass to Patriots WR **Chris Hogan**. New England took a 21-7 lead heading into halftime.

In the third quarter, Patriots RB **Brandon Bolden** rushed in a two-yard touchdown as New England increased its lead, 28-7.

On the Patriots opening drive of the fourth quarter, Brady engineered a 90-yard drive that resulted in a four-yard touchdown pass to Patriots TE **Rob Gronkowski**. New England widened its lead, 35-7. Later in the fourth quarter, Tennessee put up its second score on a 16-play drive. Mariota connected with WR **Eric Decker** for two first downs and Matthews for one first down, before linking with Davis again for an 11-yard touchdown pass. The Titans doubled their points with Davis' second score of the game, 35-14 New England.

The Titans ultimately couldn't construct a comeback and were knocked out of post-season contention with a final score of 35-14.

### SCORING

	1	2	3	4	Final
Tennessee	7	0	0	7	14
New England	0	21	7	7	35

TEAM	SCORING PLAY	TIME
Titans	C.Davis 15 yd. pass from M.Mariota (R.Succop kick)	1-1:14
Patriots	J.White 5 yd. pass from T.Brady (S.Gostkowski kick)	2-13:18
Patriots	J.White 6 yd. run (S.Gostkowski kick)	2-9:20
Patriots	C.Hogan 4 yd. pass from T.Brady (S.Gostkowski kick)	2-1:52
Patriots	B.Bolden 2 yd. run (S.Gostkowski kick)	3-4:02
Patriots	R.Gronkowski 4 yd. pass from T.Brady (S.Gostkowski kick)	4-10:22
Titans	C.Davis 11 yd. pass from M.Mariota (R.Succop kick)	4-1:55

Missed FGs: S. Gostkowski 53W/L

Attendance: 65,878

Time of Game: 3:25

Weather: 24° F, wind NW 12 mph

Referee: Ronald Torbert



TEAM STATISTICS

	Titans	Patriots
TOTAL FIRST DOWNS	15	31
THIRD DOWN EFFICIENCY	5-15-33%	11-17-65%
FOURTH DOWN EFFICIENCY	2-3-67%	0-0-0%
TOTAL NET YARDS	267	438
Plays - Avg.	61-4.4	80-5.5
NET YARDS RUSHING	65	101
Rushes - Avg.	16-4.1	27-3.7
NET YARDS PASSING	202	337
Sacks - Yards Lost	8-52	0-0
PASS ATT-COMP-INT	37-22-0	53-35-0
PUNTS - Avg.	7-45.1	4-42.3
PUNT RETURNS - Yards	1-0	3-27
KICKOFF RETURNS - Yards	4-83	1-27
INTERCEPTIONS - Yards	0-0	0-0
PENALTIES Number and Yards	10-62	4-37
FUMBLES - Lost	0-0	0-0
TOUCHDOWNS	2	5
FIELD GOALS Made-Attempts	0-0	0-1
RED ZONE EFFICIENCY	2-2-100%	5-5-100%
GOAL TO GO EFFICIENCY	0-0-0%	5-5-100%
SAFETIES	0	0
GIVEAWAYS	0	0
TAKEAWAYS	0	0
TIME OF POSSESSION	27:04	32:56

### TITANS STARTERS

OFFENSE		DEFENSE	
WR 18	R.Matthews	DT 96	S.Williams
TE 82	D.Walker	DT 99	J.Casey
LT 77	T.Lewan	OLB 91	D.Morgan
LG 67	Q.Spain	ILB 59	W.Woodyard
C 60	B.Jones	ILB 54	A.Williamson
RG 64	J.Kline	OLB 98	B.Orakpo
RT 78	J.Conklin	CB 25	A.Jackson
WR 84	C.Davis	SS 33	T.Smith
WR 87	E.Decker	CB 26	L.Ryan
QB 8	M.Mariota	FS 31	K.Byard
RB 22	D.Henry	S 37	J.Cyprien

### PATRIOTS STARTERS

OFFENSE		DEFENSE	
WR 14	B.Cooks	LE 55	E.Lee
LT 77	N.Solder	DT 93	L.Guy
LG 62	J.Thuney	DT 90	M.Brown
C 60	D.Andrews	RE 98	T.Flowers
RG 69	S.Mason	LB 53	K.Van Noy
RT 68	L.Waddle	LB 52	E.Roberts
TE 87	R.Gronkowski	RCB 24	S.Gilmore
WR 15	C.Hogan	LCB 21	M.Butler
QB 12	T.Brady	DB 25	E.Rowe
RB 33	D.Lewis	S 32	D.McCourty
WR 80	D.Amendola	S 23	P.Chung

### TITANS INDIVIDUAL STATISTICS

Rushing	Att	Yds	Avg	Lg	TD
M.Mariota	4	37	9.3	11	0
D.Henry	12	28	2.3	4	0
<b>Total</b>	<b>16</b>	<b>65</b>	<b>4.1</b>	<b>11</b>	<b>0</b>

Passing	Att	Cmp	Yds	TD	Lg	IN	Rt
M. Mariota	37	22	254	2	36	0	98.3
<b>Total</b>	<b>37</b>	<b>22</b>	<b>254</b>	<b>2</b>	<b>36</b>	<b>0</b>	<b>98.3</b>

Receiving	No	Yds	Avg	Lg	TD
E.Decker	6	85	14.2	22	0
C.Davis	5	63	12.6	17	2
D.Walker	3	49	16.3	36	0
R.Matthews	3	27	9.0	12	0
D.Henry	3	21	7.0	14	0
T.Taylor	1	5	5.0	5	0
J.Smith	1	4	4.0	4	0
<b>Total</b>	<b>22</b>	<b>254</b>	<b>11.5</b>	<b>36</b>	<b>2</b>

Interceptions	No	Yds	Avg	Lg	TD
<b>Total</b>	<b>0</b>	<b>0</b>	<b>-</b>	<b>-</b>	<b>0</b>

**Leading Tacklers (Coaching Totals)**  
L. Ryan 11-9-2; K. Byard 10-9-1; J. Casey 6-5-1

**Sacks:** None **FF:** None **FR:** None

### PATRIOTS INDIVIDUAL STATISTICS

Rushing	Att	Yds	Avg	Lg	TD
D.Lewis	15	62	4.1	10	0
B.Bolden	4	27	6.8	20	1
J.White	4	11	2.8	6	1
T.Brady	1	2	2.0	2	0
B.Hoyer	3	-1	-0.3	0	0
<b>Total</b>	<b>27</b>	<b>101</b>	<b>3.7</b>	<b>20</b>	<b>2</b>

Passing	Att	Cmp	Yds	TD	Lg	IN	Rt
T. Brady	53	35	337	3	31	0	102.5
<b>Total</b>	<b>53</b>	<b>35</b>	<b>337</b>	<b>3</b>	<b>31</b>	<b>0</b>	<b>102.5</b>

Receiving	No	Yds	Avg	Lg	TD
D.Amendola	11	112	10.2	25	0
D.Lewis	9	79	8.8	31	0
R.Gronkowski	6	81	13.5	27	1
J.White	4	29	7.3	14	1
B.Cooks	3	32	10.7	13	0
C.Hogan	1	4	4.0	4	1
J.Hollister	1	0	0.0	0	0
<b>Total</b>	<b>35</b>	<b>337</b>	<b>9.6</b>	<b>31</b>	<b>3</b>

**Interceptions** No Yds Avg Lg TD  
**Total** 0 0 - - 0

**Leading Tacklers (Press Box Totals)**  
E. Rowe 5-4-1; M. Flowers 4-4-0; M. Butler 4-4-0

**Sacks:** G. Grissom 2; D. Wise 2; A. Butler 1; R. Jean Francois 1; M. Flowers 1; T. Flowers 1 **FF:** None **FR:** None



# PLAYOFF GAME SUMMARIES

## Wild Card Round: Titans 20, Patriots 13 Saturday, Jan. 4, 2020 • 8:25 p.m. ET • Gillette Stadium



### GAME RECAP

During the 2019 playoffs on Wild Card Weekend, the Titans traveled to New England and defeated the defending Super Bowl champion Patriots by a score of 20-13. RB **Derrick Henry** set the franchise's single-game postseason record with 182 rushing yards and one touchdown on 34 carries, while the defense shut out the Patriots in the second half.

New England got on the board on their opening possession as Patriots QB **Tom Brady** led his team on an eight-play, 57-yard scoring drive that included a 21-yard pass to Patriots TE **Ben Watson** and a 29-yard catch by Patriots RB **James White**. The drive culminated in a 36-yard field goal and an early 3-0 lead. The Titans responded on their own opening possession with a scoring drive to take the lead. QB **Ryan Tannehill** engineered a 12-play, 75-yard drive that featured a combined 49 rushing yards by Henry before Tannehill connected with TE **Anthony Firkser** for a 12-yard touchdown and a 7-3 lead.

On the ensuing New England possession, the Patriots came back with a 10-play scoring drive. Patriots RB **Sony Michel** contributed a 25-yard rush and White added a 14-yard gain to help move the chains, before Patriots WR **Julian Edelman** collected a five-yard touchdown on a jet sweep. New England went ahead, 10-7.

Later in the second quarter with New England in the red zone, the Titans defense orchestrated an impressive goal line stop to force the Patriots to settle for a field goal. On New England's first down at the Tennessee one-yard line, Michel was stopped for a loss of one by LB **Rashaan Evans**. Next, Patriots RB **Rex Burkhead** was halted after a gain of one on second down, and on third down, Michel was pushed back for a loss of two yards again by Evans. New England was forced to kick a 21-yard field goal to extend the lead, 13-7. On the following Tennessee possession, the Titans retook the lead on a seven-play scoring drive. Henry accounted for all 75 yards on the drive that culminated in Henry's one-yard rushing score and a 14-13 Titans lead heading into halftime.

In the fourth quarter, with the Titans still leading by one point, New England took possession of the ball at their own one-yard line. With 15 seconds remaining, Brady dropped back to pass but the ball was intercepted by CB **Logan Ryan** and returned for a nine-yard touchdown to seal a Titans victory. Tennessee advanced to the divisional round with a 20-13 win at New England.

### SCORING

	1	2	3	4	Final
Tennessee	7	7	0	6	20
New England	3	10	0	0	13

TEAM	SCORING PLAY	TIME
Patriots	N.Folk 36 yd. Field Goal	1-12:37
Titans	A.Firkser 12 yd. pass from R.Tannehill (G.Joseph kick)	1-5:39
Patriots	J.Edelman 5 yd. run (N.Folk kick)	2-14:57
Patriots	N.Folk 21 yd. Field Goal	2-2:16
Titans	D.Henry 1 yd. run (G.Joseph kick)	2-0:35
Titans	L.Ryan 9 yd. interception return (run failed)	4-0:09

**Missed FGs:** None  
**Attendance:** 65,878  
**Time of Game:** 2:57  
**Weather:** Foggy, 44° F, wind N 4 mph  
**Referee:** John Hussey



TEAM STATISTICS

	Titans	Patriots
TOTAL FIRST DOWNS	19	18
THIRD DOWN EFFICIENCY	6-12-50%	5-13-38%
FOURTH DOWN EFFICIENCY	0-0-0%	0-1-0%
TOTAL NET YARDS	272	307
Plays - Avg.	57-4.8	59-5.2
NET YARDS RUSHING	201	98
Rushes - Avg.	40-5.0	22-4.5
NET YARDS PASSING	71	209
Sacks - Yards Lost	1-5	0-0
PASS ATT-COMP-INT	16-9-1	37-20-1
PUNTS - Avg.	6-45.8	5-46.0
Net Punting Average	42.0	38.0
PUNT RETURNS - Yards	0-0	1-23
KICKOFF RETURNS - Yards	2-40	1-10
INTERCEPTIONS - Yards	1-9	1-0
PENALTIES Number and Yards	5-25	3-28
FUMBLES - Lost	2-0	2-1
TOUCHDOWNS	3	1
EXTRA POINTS Made-Attempts	2-3	1-1
RED ZONE EFFICIENCY	2-2-100%	1-3-33%
GOAL TO GO EFFICIENCY	1-1-100%	1-2-50%
SAFETIES	0	0
GIVEAWAYS	1	2
TAKEAWAYS	2	1
TIME OF POSSESSION	31:09	28:51

### TITANS STARTERS

OFFENSE		DEFENSE	
WR 84	C.Davis	CB 35	T.Brock
TE 81	J.Smith	NT 90	D.Jones
LT 77	T.Lewan	DT 99	J.Casey
LG 76	R.Saffold	OLB 44	K.Correa
C 60	B.Jones	ILB 54	R.Evans
RG 64	N.Davis	ILB 55	J.Brown
RT 78	J.Conklin	OLB 58	H.Landry
WR 11	A.Brown	CB 26	L.Ryan
FB 41	K.Blasingame	SS 24	K.Vaccaro
QB 17	R.Tannehill	FS 31	K.Byard
RB 22	D.Henry	CB 25	A.Jackson

### PATRIOTS STARTERS

OFFENSE		DEFENSE	
WR 13	P.Dorsett II	DT 93	L.Guy
LT 76	I.Wynn	DT 71	D.Shelton
LG 62	J.Thuney	RE 55	J.Simon
C 75	T.Karras	DL 91	D.Wise Jr.
RG 69	S.Mason	LB 54	D.Hightower
RT 61	M.Cannon	LB 53	K.Van Noy
WR 14	M.Sanu Sr.	LB 52	E.Roberts
WR 11	J.Edelman	RCB 24	S.Gilmore
QB 12	T.Brady	LCB 27	J.Jackson
RB 28	J.White	S 23	P.Chung
WR 15	N.Harry	S 32	D.McCourtney

### TITANS INDIVIDUAL STATISTICS

Rushing	Att	Yds	Avg	Lg	TD
D.Henry	34	182	5.4	29	1
R.Tannehill	4	11	2.8	5	0
D.Lewis	2	8	4.0	6	0
<b>Total</b>	<b>40</b>	<b>201</b>	<b>5.0</b>	<b>29</b>	<b>1</b>

Passing	Att	Cmp	Yds	TD	Lg	IN	Rt
R.Tannehill	15	8	72	1	22	1	61.0
M.Mariota	1	1	4	0	4	0	83.3
<b>Total</b>	<b>16</b>	<b>9</b>	<b>76</b>	<b>1</b>	<b>22</b>	<b>1</b>	<b>63.5</b>

Receiving	No	Yds	Avg	Lg	TD
A.Firkser	2	23	11.5	12	1
M.Pruitt	2	4	2.0	4	0
D.Henry	1	22	22.0	22	0
J.Smith	1	9	9.0	9	0
D.Lewis	1	8	8.0	8	0
T.Sharpe	1	6	6.0	6	0
A.Brown	1	4	4.0	4	0
<b>Total</b>	<b>9</b>	<b>76</b>	<b>8.4</b>	<b>22</b>	<b>1</b>

Interceptions	No	Yds	Avg	Lg	TD
L. Ryan	1	9	9.0	9	1
<b>Total</b>	<b>1</b>	<b>9</b>	<b>9.0</b>	<b>9</b>	<b>1</b>

**Leading Tacklers (Coaching Totals)**  
 R. Evans 12-8-4; L. Ryan 8-4-4; K. Vaccaro 7-3-4

**Sacks:** None  
**FF:** None **FR:** None

### PATRIOTS INDIVIDUAL STATISTICS

Rushing	Att	Yds	Avg	Lg	TD
S.Michel	14	61	4.4	25	0
J.White	1	14	14.0	14	0
J.Edelman	2	12	6.0	7	1
N.Harry	1	7	7.0	7	0
R.Burkhead	3	4	1.3	4	0
E.Roberts	1	0	0.0	0	0
<b>Total</b>	<b>22</b>	<b>98</b>	<b>4.5</b>	<b>25</b>	<b>1</b>

Passing	Att	Cmp	Yds	TD	Lg	IN	Rt
T.Brady	37	20	209	0	29	1	59.4
<b>Total</b>	<b>37</b>	<b>20</b>	<b>209</b>	<b>0</b>	<b>29</b>	<b>1</b>	<b>59.4</b>

Receiving	No	Yds	Avg	Lg	TD
J.White	5	62	12.4	29	0
B.Watson	3	38	12.7	21	0
R.Burkhead	3	32	10.7	12	0
J.Edelman	3	30	10.0	20	0
N.Harry	2	21	10.5	14	0
S.Michel	2	9	4.5	7	0
M.Sanu Sr.	1	11	11.0	11	0
P.Dorsett II	1	6	6.0	6	0
<b>Total</b>	<b>20</b>	<b>209</b>	<b>10.5</b>	<b>29</b>	<b>0</b>

**Interceptions**  
 D. Harmon 1 0 0.0 0 0  
**Total** 1 0 0.0 0 0

**Leading Tacklers (Press Box Totals)**  
 D. Hightower 9-8-1; D. Shelton 7-5-2.

**Sacks:** K. Van Noy 1  
**FF:** K. Van Noy 1 **FR:** None

# PLAYOFF GAME SUMMARIES

## Divisional Round: Titans 28, Ravens 12 Saturday, Jan. 11, 2020 • 8:15 p.m. ET • M&T Bank Stadium



### GAME RECAP

In the Divisional Round of the 2019 playoffs, the Titans traveled to Baltimore to face the top-seeded Ravens and won by a score of 28-12. The Titans' 217 rushing yards set a new franchise postseason mark, and the Tennessee defense notched four fourth-down stops and three takeaways.

Tennessee got on the board in the first quarter and never surrendered the lead. On the Ravens' opening possession, Baltimore posted its first turnover of the day as Ravens QB **Lamar Jackson** threw an interception to S **Kevin Byard** who returned the ball 31 yards. The Titans took over at the Baltimore 35-yard line. The offense capitalized with an eight-play scoring drive that was capped by a 12-yard touchdown pass from QB **Ryan Tannehill** to TE **Jonnu Smith**, and a 7-0 lead.

On the following possession, the Titans defense halted Jackson for no gain on fourth-and-one at Baltimore's 45-yard line. Tennessee's offense took the field, and Tannehill quickly tossed a 45-yard touchdown to WR **Kalif Raymond**. Tennessee took a 14-0 lead on an eight-second scoring drive.

In the second quarter, Baltimore got on the board as the Ravens added a pair of field goals. Ravens K **Justin Tucker** converted 49 and 22-yard attempts to make it a 14-6 game heading into halftime.

Baltimore opened the second half with possession of the ball. Facing a fourth-and-one in the red zone, Jackson was again stopped for no gain as the Titans defense stood their ground. Tennessee gained possession of the ball and put together an 81-yard scoring drive with help from a 66-yard rush by RB **Derrick Henry**. At the Baltimore three-yard line, Henry took a direct snap and threw a jump pass-style three-yard touchdown to WR **Corey Davis** for a 21-6 lead. On the first play of the following Ravens possession, Jackson was strip sacked by DT **Jurrell Casey** and the ball was recovered by DL **Jeffery Simmons** at the Baltimore 20-yard line. Henry accounted for 10 yards on the ground, and WR **A.J. Brown** caught a nine-yard pass, before Tannehill scrambled into the end zone on a one-yard touchdown rush. Tennessee increased the lead, 28-6.

In the fourth quarter, Baltimore tacked on a touchdown with a 10-play, 88-yard scoring drive. Jackson contributed a 27-yard rush to move the chains before connecting with Ravens

TE **Hayden Hurst** for a 15-yard touchdown. Baltimore's two-point conversion attempt failed, keeping the score at 28-12. The Titans preserved the lead and earned their first AFC Championship appearance since the 2002 playoffs.

### SCORING

	1	2	3	4	Final
Tennessee	7	7	14	0	28
Baltimore	0	6	0	6	12

TEAM	SCORING PLAY	TIME
Titans	J.Smith 12 yd. pass from R.Tannehill (G.Joseph kick)	1-3:36
Titans	K.Raymond 45 yd. pass from R.Tannehill (G.Joseph kick)	2-14:45
Ravens	J.Tucker 49 yd. Field Goal	2-5:52
Ravens	J.Tucker 22 yd. Field Goal	2-0:00
Titans	C.Davis 3 yd. pass from D.Henry (G.Joseph kick)	3-6:54
Titans	R.Tannehill 1 yd. run (G.Joseph kick)	3-4:16
Ravens	H.Hurst 15 yd. pass from L.Jackson (pass failed)	4-11:04

Missed FGs: None

Attendance: 71,254

Time of Game: 3:13

Weather: Cloudy, 69° F, wind S 12 mph

Referee: Bill Vinovich



### TEAM STATISTICS

	Titans	Ravens
TOTAL FIRST DOWNS	15	29
THIRD DOWN EFFICIENCY	7-13-54%	11-18-61%
FOURTH DOWN EFFICIENCY	0-0-0%	0-4-0%
TOTAL NET YARDS	300	530
Plays - Avg.	53-5.7	92-5.8
NET YARDS RUSHING	217	185
Rushes - Avg.	37-5.9	29-6.4
NET YARDS PASSING	83	345
Sacks - Yards Lost	1-8	4-20
PASS ATT-COMP-INT	15-8-0	59-31-2
PUNTS - Avg.	6-52.5	1-44.0
Net Punting Average	39.2	44.0
PUNT RETURNS - Yards	0-0	0-0
KICKOFF RETURNS - Yards	2-27	3-71
INTERCEPTIONS - Yards	2-34	0-0
PENALTIES Number and Yards	5-20	7-56
FUMBLES - Lost	0-0	1-1
TOUCHDOWNS	4	1
EXTRA POINTS Made-Attempts	4-4	0-1
RED ZONE EFFICIENCY	3-3-100%	1-4-25%
GOAL TO GO EFFICIENCY	3-3-100%	0-1-0%
SAFETIES	0	0
GIVEAWAYS	0	3
TAKEAWAYS	3	0
TIME OF POSSESSION	27:54	32:06

### TITANS STARTERS

OFFENSE		DEFENSE	
WR 84	C.Davis	NT 90	D.Jones
TE 81	J.Smith	DT 99	J.Casey
LT 77	T.Lewan	OLB 44	K.Correa
LG 76	R.Saffold	ILB 54	R.Evans
C 60	B.Jones	ILB 51	D.Long
RG 64	N.Davis	OLB 58	H.Landry
RT 78	J.Conklin	CB 26	L.Ryan
TE 85	M.Pruitt	CB 35	T.Brock
WR 11	A.Brown	SS 24	K.Vaccaro
QB 17	R.Tannehill	FS 31	K.Byard
RB 22	D.Henry	CB 25	A.Jackson

### RAVENS STARTERS

OFFENSE		DEFENSE	
WR 15	M.Brown	DT 98	B.Williams
WR 83	W.Snead IV	NT 97	M.Pierce
LT 79	R.Stanley	DE 93	C.Wormley
LG 77	B.Bozeman	RUSH45	J.Ferguson
OC 65	P.Mekari	WLB 58	L.Fort
RG 73	M.Yanda	SAM 99	M.Judon
RT 78	O.Brown Jr.	LCB 44	M.Humphrey
TE 81	H.Hurst	RCB 24	M.Peters
TE 86	N.Boyle	DB 36	C.Clark
QB 8	L.Jackson	SS 29	E.Thomas III
RB 21	M.Ingram II	FS 39	B.Carr

### TITANS INDIVIDUAL STATISTICS

Rushing	Att	Yds	Avg	Lg	TD
D.Henry	30	195	6.5	66	0
R.Tannehill	6	13	2.2	9	1
A.Brown	1	9	9.0	9	0
<b>Total</b>	<b>37</b>	<b>217</b>	<b>5.9</b>	<b>66</b>	<b>1</b>

Passing	Att	Cmp	Yds	TD	Lg	IN	Rt
R.Tannehill	14	7	88	2	45	0	109.5
D.Henry	1	1	3	1	3	0	0118.8
<b>Total</b>	<b>15</b>	<b>8</b>	<b>91</b>	<b>3</b>	<b>45</b>	<b>0</b>	<b>0111.4</b>

Receiving	No	Yds	Avg	Lg	TD
J.Smith	2	12	6.0	12	1
D.Henry	2	7	3.5	8	0
K.Raymond	1	45	45.0	45	1
M.Pruitt	1	15	15.0	15	0
A.Brown	1	9	9.0	9	0
C.Davis	1	3	3.0	3	1
<b>Total</b>	<b>8</b>	<b>91</b>	<b>11.4</b>	<b>45</b>	<b>3</b>

Interceptions	No	Yds	Avg	Lg	TD
K.Byard	1	31	31.0	31	0
K.Vaccaro	1	3	3.0	3	0
<b>Total</b>	<b>2</b>	<b>34</b>	<b>17.0</b>	<b>31</b>	<b>0</b>

### Leading Tacklers (Coaching Totals)

L. Ryan 13-11-2; K. Byard 11-8-3; R. Evans 9-8-1

Sacks: J. Casey 2; K. Correa 1; H. Landry 1

FF: J. Casey 1 FR: J. Simmons 1

### RAVENS INDIVIDUAL STATISTICS

Rushing	Att	Yds	Avg	Lg	TD
L.Jackson	20	143	7.2	30	0
M.Ingram II	6	22	3.7	7	0
G.Edwards	3	20	6.7	19	0
<b>Total</b>	<b>29</b>	<b>185</b>	<b>6.4</b>	<b>30</b>	<b>0</b>

Passing	Att	Cmp	Yds	TD	Lg	IN	Rt
L.Jackson	59	31	365	1	38	2	63.2
<b>Total</b>	<b>59</b>	<b>31</b>	<b>365</b>	<b>1</b>	<b>38</b>	<b>2</b>	<b>63.2</b>

Receiving	No	Yds	Avg	Lg	TD
M.Brown	7	126	18.0	38	0
W.Snead IV	6	56	9.3	26	0
H.Hurst	4	53	13.3	18	1
M.Andrews	4	39	9.8	16	0
J.Hill	4	26	6.5	14	0
M.Boykin	3	26	8.7	13	0
S.Roberts	2	30	15.0	26	0
M.Ingram II	1	9	9.0	9	0
<b>Total</b>	<b>31</b>	<b>365</b>	<b>11.8</b>	<b>38</b>	<b>1</b>

Interceptions	No	Yds	Avg	Lg	TD
None					

### Leading Tacklers (Press Box Totals)

E. Thomas III 7-6-1; B. Williams 6-6-0; P. Onwuasor 5-4-1

Sacks: E. Thomas III 1

FF: None FR: None

# PLAYOFF GAME SUMMARIES

## AFC Championship: Titans 24, Chiefs 35 Sunday, Jan. 19, 2020 • 2:05 p.m. CT • Arrowhead Stadium



### GAME RECAP

The Titans traveled to Kansas City to face the Chiefs for the AFC Championship Game and lost by a score of 35-24.

In the first quarter, Tennessee put together consecutive scoring drives to take a 10-0 lead. First, QB **Ryan Tannehill** led the offense on an eight-play, 58-yard possession with WR **A.J. Brown** contributing a 37-yard catch. K **Greg Joseph** converted a 30-yard field goal attempt as Tennessee went up, 3-0. After forcing Kansas City to punt on the Chiefs' opening possession, Tennessee added another 58-yard scoring drive with help from a 22-yard reception from TE **Jonnu Smith**. At the Kansas City four-yard line, RB **Derrick Henry** took the direct snap and ran into the end zone for a four-yard score and a 10-0 Titans lead.

Kansas City got on the board in the first quarter. Chiefs QB **Patrick Mahomes** led his team on a 10-play, 74-yard scoring drive that culminated in an eight-yard touchdown pass to Chiefs WR **Tyreek Hill** as Kansas City cut the lead, 10-7. On the following possession, the Titans put together a scoring drive that consumed more than nine minutes, the longest scoring drive for the club since the 2000 postseason. WRs **Corey Davis**, **Adam Humphries** and **Brown** all contributed first down catches, and Henry accounted for 37 yards on the ground, before Tannehill tossed a one-yard touchdown to extra tackle **Dennis Kelly**. The Titans extended the lead, 17-7.

The Chiefs added two touchdowns in the second quarter to take the lead. First, Mahomes connected with Hill for a 20-yard score to make it 17-14. Then, Mahomes scrambled into the end zone on a 27-yard run down the left sideline as Kansas City took a 21-17 lead into the half.

In the fourth quarter, Kansas City added a pair of touchdowns on back-to-back possessions. Chiefs RB **Damien Williams** capped a 13-play scoring drive with a four-yard touchdown run to put Kansas City ahead, 28-17. Next, Mahomes constructed an eight-play scoring drive that culminated in a 60-yard touchdown pass to Chiefs WR **Sammy Watkins**. Kansas City extended the lead, 35-17.

On the following Tennessee possession, the Titans put together an 80-play scoring drive including a fourth-down fake punt that saw P **Brett Kern** toss a 28-yard pass to DB **Amani Hooker**. Davis contributed a 22-yard reception, as Tannehill then connected with TE **Anthony Firkser** for a 22-yard touchdown. Tennessee cut the lead to 35-24, but ultimately could not mount a comeback and fell to the Chiefs.

### SCORING

	1	2	3	4	Final
Tennessee	10	7	0	7	24
Kansas City	7	14	0	14	35

TEAM	SCORING PLAY	TIME
Titans	G.Joseph 30 yd. Field Goal	1-11:29
Titans	D.Henry 4 yd. run (G.Joseph kick)	1-5:52
Chiefs	T.Hill 8 yd. pass from P.Mahomes (H.Butker kick)	1-0:46
Titans	D.Kelly 1 yd. pass from R.Tannehill (G.Joseph kick)	2-6:39
Chiefs	T.Hill 20 yd. pass from P.Mahomes (H.Butker kick)	2-4:03
Chiefs	P.Mahomes 27 yd. run (H.Butker kick)	2-0:11
Chiefs	Dam.Williams 3 yd. run (H.Butker kick)	4-14:50
Chiefs	S.Watkins 60 yd. pass from P.Mahomes (H.Butker kick)	4-7:33
Titans	A.Firkser 22 yd. pass from R.Tannehill (G.Joseph kick)	4-4:18

Missed FGs: None

Attendance: 73,656

Time of Game: 3:04

Weather: Sunny, 17° F, wind NW 10 mph

Referee: Tony Corrente



### TEAM STATISTICS

	Titans	Chiefs
TOTAL FIRST DOWNS	20	27
THIRD DOWN EFFICIENCY	3-10-30%	6-10-60%
FOURTH DOWN EFFICIENCY	2-3-67%	1-1-100%
TOTAL NET YARDS	295	404
Plays - Avg.	58-5.1	64-6.3
NET YARDS RUSHING	85	112
Rushes - Avg.	23-3.7	27-4.1
NET YARDS PASSING	210	292
Sacks - Yards Lost	3-27	2-2
PASS ATT-COMP-INT	32-22-0	35-23-0
PUNTS - Avg.	3-46.3	3-40.7
Net Punting Average	44.0	31.0
PUNT RETURNS - Yards	1-9	2-7
KICKOFF RETURNS - Yards	4-61	5-105
INTERCEPTIONS - Yards	0-0	0-0
PENALTIES Number and Yards	8-85	9-61
FUMBLES - Lost	0-0	1-0
TOUCHDOWNS	3	5
EXTRA POINTS Made-Attempts	3-3	5-5
RED ZONE EFFICIENCY	2-3-67%	2-3-67%
GOAL TO GO EFFICIENCY	2-2-100%	2-2-100%
SAFETIES	0	0
GIVEAWAYS	0	0
TAKEAWAYS	0	0
TIME OF POSSESSION	30:10	29:50

### TITANS STARTERS

OFFENSE		DEFENSE	
WR 84	C.Davis	NT 90	D.Jones
TE 81	J.Smith	DT 99	J.Casey
LT 77	T.Lewan	OLB 44	K.Correa
LG 76	R.Saffold	ILB 54	R.Evans
C 60	B.Jones	ILB 55	J.Brown
RG 64	N.Davis	OLB 58	H.Landry
RT 78	J.Conklin	CB 26	L.Ryan
WR 11	A.Brown	SS 24	K.Vaccaro
WR 19	T.Sharpe	FS 31	K.Byard
QB 17	R.Tannehill	CB 25	A.Jackson
RB 22	D.Henry	CB 35	T.Brock

### CHIEFS STARTERS

OFFENSE		DEFENSE	
WR 10	T.Hill	LDE 55	F.Clark
LT 72	E.Fisher	LDT 64	M.Pennell
LG 61	S.Wisniewski	RDT 91	D.Nnadi
C 62	A.Reiter	RDE 92	T.Kpassagnon
RG 76	L.Duvernay-Tardif	LB 53	A.Hitchens
RT 71	M.Schwartz	LB 54	D.Wilson
TE 87	T.Kelce	RCB 35	C.Ward
WR 14	S.Watkins	LCB 21	B.Breeland
QB 15	P.Mahomes	CB 29	K.Fuller
RB 26	Dam.Williams	FS 49	D.Sorensen
WR 11	D.Robinson	SS 32	T.Mathieu

### TITANS INDIVIDUAL STATISTICS

Rushing	Att	Yds	Avg	Lg	TD
D.Henry	19	69	3.6	13	1
R.Tannehill	3	11	3.7	6	0
M.Mariota	1	5	5.0	5	0
<b>Total</b>	<b>23</b>	<b>85</b>	<b>3.7</b>	<b>13</b>	<b>1</b>

Passing	Att	Cmp	Yds	TD	Lg	IN	Rt
R.Tannehill	31	21	209	2	37	0	108.1
B.Kern	1	1	28	0	28	0	0118.8
<b>Total</b>	<b>32</b>	<b>22</b>	<b>237</b>	<b>2</b>	<b>37</b>	<b>0</b>	<b>0111.1</b>

Receiving	No	Yds	Avg	Lg	TD
C.Davis	5	65	13.0	22	0
A.Humphries	4	25	6.3	9	0
A.Brown	3	51	17.0	37	0
J.Smith	3	38	12.7	22	0
D.Henry	2	-8	-4.0	-2	0
A.Hooker	1	28	28.0	28	0
A.Firkser	1	22	22.0	22	1
M.Pruitt	1	9	9.0	9	0
D.Lewis	1	6	6.0	6	0
D.Kelly	1	1	1.0	1	1
<b>Total</b>	<b>22</b>	<b>237</b>	<b>10.8</b>	<b>37</b>	<b>2</b>

Interceptions	No	Yds	Avg	Lg	TD
None					

Leading Tacklers (Coaching Totals)
K. Correa 10-6-4; L. Ryan 6-6-0; J. Brown 5-5-0

Sacks: K. Correa 1; D. Jones 0.5; J. Casey 0.5  
FF: None FR: None

### CHIEFS INDIVIDUAL STATISTICS

Rushing	Att	Yds	Avg	Lg	TD
P.Mahomes	8	53	6.6	27	1
Dam.Williams	17	45	2.6	8	1
T.Hill	1	7	7.0	7	0
D.Thompson	1	7	7.0	7	0
<b>Total</b>	<b>27</b>	<b>112</b>	<b>4.1</b>	<b>27</b>	<b>2</b>

Passing	Att	Cmp	Yds	TD	Lg	IN	Rt
P.Mahomes	35	23	294	3	60	0	120.4
<b>Total</b>	<b>35</b>	<b>23</b>	<b>294</b>	<b>3</b>	<b>60</b>	<b>0</b>	<b>0120.4</b>

Receiving	No	Yds	Avg	Lg	TD
S.Watkins	7	114	16.3	60	1
T.Hill	5	67	13.4	26	2
Dam.Williams	5	44	8.8	17	0
T.Kelce	3	30	10.0	18	0
D.Robinson	2	31	15.5	24	0
M.Hardman	1	8	8.0	8	0
<b>Total</b>	<b>23</b>	<b>294</b>	<b>12.8</b>	<b>60</b>	<b>3</b>

Interceptions	No	Yds	Avg	Lg	TD
None					

Leading Tacklers (Press Box Totals)
T. Mathieu 9-6-3; D. Sorensen 8-6-2; D. Wilson 7-6-1

Sacks: T. Kpassagnon 2; F. Clark 1  
FF: None FR: None



# PLAYOFF GAME SUMMARIES



## Wild Card Round: Titans 13, Ravens 20 Sunday, Jan. 10, 2021 • 12:00 p.m. CT • Nissan Stadium



In the AFC Wild Card Round, the Titans hosted the Baltimore Ravens and fell by a score of 20-13.

Tennessee got on the board first and built a 10-0 lead in the opening quarter. The Titans first touchdown came on a 10-play scoring drive that saw WR **A.J. Brown** contribute three receptions for 52 yards, including a 10-yard touchdown pass from QB **Ryan Tannehill**, to put Tennessee ahead 7-0. On the ensuing Baltimore possession, Ravens QB **Lamar Jackson** threw an interception to CB **Malcolm Butler**. The Titans took possession at their own 28-yard line and capitalized on the turnover as K **Stephen Gostkowski** converted a 45-yard field goal to make it a 10-0 game.

In the second quarter, Baltimore got into the red zone, but Jackson was sacked on third down by OLB **Brooks Reed**. The Ravens were forced to settle for a 33-yard field goal to make it a 10-3 contest. Later in the second quarter, facing a third-and-nine at the Tennessee 48-yard line, Jackson broke free for a 48-yard rushing touchdown to even the score 10-10.

Baltimore began the second half with possession of the ball and tacked on a touchdown on a 77-yard scoring drive. Jackson accounted for 34 yards on four carries to move the chains before Ravens RB **J.K. Dobbins** scored on a four-yard rush. Baltimore pulled ahead, 17-10.

In the fourth quarter, Tennessee inched within four points with a 25-yard field goal that made it 17-13, Baltimore. However, the Ravens added a field goal in the fourth quarter as well as Ravens K **Justin Tucker** converted a 51-yard attempt to make it 20-13. As Tennessee took possession down by seven with just over four minutes remaining, the Titans began driving. Tannehill was intercepted by Ravens CB **Marcus Peters**. The Titans ran out of time to mount a comeback and fell to the Ravens at home.

### SCORING

	1	2	3	4	Final
Baltimore	0	10	7	3	20
Tennessee	10	0	0	3	13

TEAM	SCORING PLAY	TIME
Titans	A. Brown 10 yd. pass from R. Tannehill (S. Gostkowski kick)	1:53:39
Titans	S. Gostkowski 45 yd. Field Goal	1-1:38
Ravens	J. Tucker 33 yd. Field Goal	2-9:59
Ravens	L. Jackson 48 yd. run (J. Tucker kick)	2-2:32
Ravens	J. Dobbins 4 yd. run (J. Tucker kick)	3-9:01
Titans	S. Gostkowski 25 yd. Field Goal	4-14:56
Ravens	J. Tucker 51 yd. Field Goal	4-4:19

Missed FGs: J. Tucker 52WR

Attendance: 14,029

Time of Game: 2:45

Weather: 33°, Cloudy, wind NE 1 mph

Referee: Jerome Boger



TEAM STATISTICS

	Ravens	Titans
TOTAL FIRST DOWNS	22	12
THIRD DOWN EFFICIENCY	7-13-54%	4-12-33%
FOURTH DOWN EFFICIENCY	0-0-0%	1-1-100%
TOTAL NET YARDS	401	209
Plays - Avg.	64-6.3	49-4.3
NET YARDS RUSHING	236	51
Rushes - Avg.	35-6.7	22-2.3
NET YARDS PASSING	165	158
Sacks - Yards Lost	5-14	1-7
PASS ATT-COMP-INT	24-17-1	26-18-1
PUNTS - Avg.	2-50.5	5-45.6
Net Punting Average	46.5	45.6
PUNT RETURNS - Yards	0-0	2-8
KICKOFF RETURNS - Yards	1-20	2-46
INTERCEPTIONS - Yards	1-13	1-0
PENALTIES Number and Yards	5-60	2-10
FUMBLES - Lost	0-0	0-0
TOUCHDOWNS	2	1
EXTRA POINTS Made-Attempts	2-2	1-1
FIELD GOALS Made-Attempts	2-3	2-2
RED ZONE EFFICIENCY	1-3-33%	1-2-50%
GOAL TO GO EFFICIENCY	1-1-100%	1-2-50%
SAFETIES	0	0
GIVEAWAYS	1	1
TAKEAWAYS	1	1
TIME OF POSSESSION	33:38	26:22

### RAVENS STARTERS

OFFENSE		DEFENSE	
WR 80	M. Boykin	DT 93	C. Campbell
LT 78	O. Brown	NT 98	B. Williams
LG 77	B. Bozeman	DE 95	D. Wolfe
C 65	P. Mekari	OLB 90	P. McPhee
RG 72	B. Powers	ILB 40	M. Harrison
RT 74	T. Phillips	WLB 58	L. Fort
TE 89	M. Andrews	SAM 99	M. Judon
TE 85	E. Tomlinson	LCB 24	M. Peters
QB 8	L. Jackson	FS 32	D. Elliott
FB 42	P. Ricard	SS 36	C. Clark
RB 27	J. Dobbins	RCB 44	M. Humphrey

### TITANS STARTERS

OFFENSE		DEFENSE	
TE 87	G. Swaim	NT 92	M. Dickerson
TE 81	J. Smith	DT 90	D. Jones
LT 72	D. Quessenberry	DT 98	J. Simmons
LG 76	R. Saffold III	OLB 49	N. Dzubnar
C 60	B. Jones	ILB 54	R. Evans
RG 64	N. Davis	ILB 51	D. Long Jr.
RT 71	D. Kelly	OLB 58	H. Landry III
WR 11	A. Brown	CB 25	A. Jackson
QB 17	R. Tannehill	SS 24	K. Vaccaro
FB 41	K. Blasingame	FS 31	K. Byard
RB 22	D. Henry	CB 21	M. Butler

### RAVENS INDIVIDUAL STATISTICS

Rushing	Att	Yds	Avg	Lg	TD
L. Jackson	16	136	8.5	48	1
J. Dobbins	9	43	4.8	12	1
G. Edwards	8	38	4.8	8	0
M. Brown	2	19	9.5	15	0
<b>Total</b>	<b>35</b>	<b>236</b>	<b>6.7</b>	<b>48</b>	<b>2</b>

Passing	Att	Cmp	Yds	TD	Lg	IN	Rt
L. Jackson	24	17	179	0	28	1	74.8
<b>Total</b>	<b>24</b>	<b>17</b>	<b>179</b>	<b>0</b>	<b>28</b>	<b>1</b>	<b>74.8</b>

Receiving	No	Yds	Avg	Lg	TD
M. Brown	7	109	15.6	28	0
M. Andrews	4	41	10.3	17	0
P. Ricard	3	26	8.7	11	0
W. Snead	2	9	4.5	5	0
J. Dobbins	1	-6	-6.0	-6	0
<b>Total</b>	<b>17</b>	<b>179</b>	<b>10.5</b>	<b>28</b>	<b>0</b>

Interceptions	No	Yds	Avg	Lg	TD
M. Peters	1	13	13.0	13	0
<b>Total</b>	<b>1</b>	<b>13</b>	<b>13.0</b>	<b>13</b>	<b>0</b>

**Leading Tacklers (Press Box Totals)**  
P. McPhee 6-5-1; D. Wolfe 6-4-2; M. Humphrey 5-4-1

**Sacks:** D. Wolfe 1  
**FF:** None **FR:** None

### TITANS INDIVIDUAL STATISTICS

Rushing	Att	Yds	Avg	Lg	TD
D. Henry	18	40	2.2	8	0
R. Tannehill	2	6	3.0	4	0
J. McNichols	1	4	4.0	4	0
D. Evans	1	1	1.0	1	0
<b>Total</b>	<b>22</b>	<b>51</b>	<b>2.3</b>	<b>8</b>	<b>0</b>

Passing	Att	Cmp	Yds	TD	Lg	IN	Rt
R. Tannehill	26	18	165	1	35	1	83.0
<b>Total</b>	<b>26</b>	<b>18</b>	<b>165</b>	<b>1</b>	<b>35</b>	<b>1</b>	<b>83.0</b>

Receiving	No	Yds	Avg	Lg	TD
A. Brown	6	83	13.8	28	1
D. Henry	3	11	3.7	7	0
A. Firkser	2	44	22.0	35	0
N. Westbrook-Ikhine	2	17	8.5	12	0
J. Smith	2	9	4.5	5	0
C. Batson	1	6	6.0	6	0
G. Swaim	1	5	5.0	5	0
R. Tannehill	1	-10	-10.0	-10	0
<b>Total</b>	<b>18</b>	<b>165</b>	<b>9.2</b>	<b>35</b>	<b>1</b>

**Interceptions**  
M. Butler 1 0 0.0 0 0  
**Total** 1 0 0.0 0 0

**Leading Tacklers (Press Box Totals)**  
H. Landry III 10-8-2; K. Vaccaro 9-6-3; R. Evans 9-5-4

**Sacks:** H. Landry III 2; D. Jones 1; B. Reed 1; M. Dickerson 1  
**FF:** None **FR:** None



# PLAYOFF GAME SUMMARIES



## Divisional Round: Titans 16, Bengals 19 Saturday, Jan. 22, 2022 • 3:30 p.m. CT • Nissan Stadium



In the Divisional Round of the 2021 playoffs, the Titans hosted the Cincinnati Bengals and lost by a score of 19-16. Despite the Titans defense tallying a NFL postseason record nine sacks, and limiting the Bengals offense to 64 rushing yards on 18 attempts, Cincinnati's game-winning field goal as time expired proved to be the difference as Tennessee was handed a home playoff loss.

On the first play of the contest, QB **Ryan Tannehill's** pass was intercepted by Bengals S **Jessie Bates III** to give Cincinnati possession at the Tennessee 42-yard line. Tennessee's defense was able to hold the Bengals to a field goal, as a 38-yard kick gave Cincinnati an early 3-0 lead. Later in the first quarter, the Bengals doubled their lead with a six play, 61-yard scoring drive that featured a 57-yard pass from Bengals QB **Joe Burrow** to Bengals WR **Ja'Marr Chase**. Cincinnati was again forced to settle for a field goal as Bengals K **Evan McPherson** tacked on a 45-yarder, 6-0.

Tennessee tied the score in the second quarter with a nine play, 84-yard scoring possession. Tannehill connected with WR **A.J. Brown** for a 41-yard bomb on the first play of the drive, and WR **Julio Jones** contributed a 13-yard catch to give the Titans a first down in the red zone. Then, while in the Wildcat formation, RB **Derrick Henry** took the direct snap and ran in a three-yard touchdown. However, Cincinnati was penalized for having 12 men on the field for the extra point, and the Titans elected to enforce the opportunity to go for a two-point conversion. Henry's carry was short of the goal line, 6-6.

On the ensuing Bengals possession, facing a third-and-14 at the Tennessee 24-yard line, Burrow was sacked by DT **Jeffery Simmons** for a loss of 12. Cincinnati was forced to kick a 54-yard field goal to make it 9-6 heading into halftime.

Cincinnati pulled ahead in the third quarter on the Bengals' lone touchdown score of the day. Burrow connected with Bengals WR **Tee Higgins** for a 12-yard pass, and Bengals RB **Joe Mixon** accounted for 41 total yards, including a 16-yard rushing touchdown that made it 16-6, Cincinnati.

Later in the third quarter, Tennessee constructed two scoring drives on consecutive possessions to tie the score. First, with help from a 40-yard pass from Tannehill to Brown, K **Randy Bullock** was able to convert a 34-yard field goal to make it 16-9,

Bengals. Next, as Cincinnati took the field, S **Amani Hooker** intercepted Burrow on the first play of the drive to give Tennessee possession at the Bengals 27-yard line. Tannehill connected with Brown for a 33-yard touchdown, as the Titans tied the score 16-16.

With under a minute remaining in regulation, as the Titans were driving, Tannehill's pass was intercepted by Bengals LB **Logan Wilson** at the Cincinnati 47-yard line. Burrow quickly moved the ball with a 19-yard pass to Chase. With four seconds remaining, McPherson successfully kicked a 52-yard field goal to seal a victory by a final score of 19-16.

### SCORING

	1	2	3	4	Final
Cincinnati	6	3	7	3	19
Tennessee	0	6	10	0	16

TEAM	SCORING PLAY	TIME
Bengals	E.McPherson 38 yd. Field Goal	1-12:03
Bengals	E.McPherson 45 yd. Field Goal	1-2:11
Titans	D.Henry 3 yd. run (run failed)	2-6:07
Bengals	E.McPherson 54 yd. Field Goal	2-1:35
Bengals	J.Mixon 16 yd. run (E.McPherson kick)	3-9:34
Titans	R.Bullock 34 yd. Field Goal	3-1:36
Titans	A.Brown 33 yd. pass from R.Tannehill (R.Bullock kick)	3-0:15
Bengals	E.McPherson 52 yd. Field Goal	4-0:00

Missed FGs: None

Attendance: 69,242

Time of Game: 2:59

Weather: 34°, Sunny, Wind 0 mph

Referee: Clete Blakeman



### TEAM STATISTICS

	Bengals	Titans
TOTAL FIRST DOWNS	17	16
THIRD DOWN EFFICIENCY	7-15-46.7%	1-8-12.5%
FOURTH DOWN EFFICIENCY	0-0-0.0%	0-1-0.0%
TOTAL NET YARDS	345	353
Plays - Avg.	64-5.4	52-6.8
NET YARDS RUSHING	65	140
Rushes - Avg.	18-3.6	27-5.2
NET YARDS PASSING	280	213
Sacks - Yards Lost	9-68	1-7
PASS ATT-COMP-INT	37-28-1	24-15-3
PUNTS - Avg.	5-40.6	4-41.5
Net Punting Average	39.6	41.5
PUNT RETURNS - Yards	0-0	3-5
KICKOFF RETURNS - Yards	3-82	1-26
INTERCEPTIONS - Yards	3-19	1-15
PENALTIES Number and Yards	6-46	2-15
FUMBLES Number and Lost	0-0	0-0
TOUCHDOWNS	1	2
EXTRA POINTS Made-Attempts	1-1	1-2
RED ZONE EFFICIENCY	1-2-50%	1-3-33%
GOAL TO GO EFFICIENCY	0-0-0%	1-2-50%
SAFETIES	0	0
GIVEAWAYS	1	3
TAKEAWAYS	3	1
TIME OF POSSESSION	33:25	26:35

### BENGALS STARTERS

OFFENSE		DEFENSE	
WR 85	T.Higgins	LDE 94	S.Hubbard
TE 87	C.Uzomah	DT 68	J.Tupou
LT 73	J.Williams	NT 98	D.Reader
LG 67	Q.Spain	DT 92	B.Hill
C 66	T.Hopkins	RDE 91	T.Hendrickson
RG 77	H.Adeniji	LB 55	L.Wilson
RT 75	I.Prince	LB 57	G.Pratt
WR 83	T.Boyd	CB 20	E.Apple
WR 1	J.Chase	CB 22	C.Awuzie
QB 9	J.Burrow	S 24	V.Bell
HB 28	J.Mixon	S 30	J.Bates III

### TITANS STARTERS

OFFENSE		DEFENSE	
TE 83	R.Izzo	DT 98	J.Simmons
TE 87	G.Swaim	DT 90	N.Jones
LT 77	T.Lewan	DL 96	D.Autry
LG 76	R.Saffold	OLB 58	H.Landry
C 60	B.Jones	LB 51	D.Long
RG 64	N.Davis	LB 41	Z.Cunningham
RT 72	D.Quessenberry	CB 26	K.Fulton
WR 11	A.Brown	CB 24	E.Molden
WR 2	J.Jones	CB 20	J.Jenkins
QB 17	R.Tannehill	S 31	K.Byard
RB 22	D.Henry	S 37	A.Hooker

### BENGALS INDIVIDUAL STATISTICS

Rushing	Att	Yds	Avg	Lg	TD
J.Mixon	14	54	3.9	16	1
J.Burrow	2	5	2.5	7	0
C.Evans	1	4	4.0	4	0
J.Chase	1	2	2.0	2	0
<b>Total</b>	<b>18</b>	<b>65</b>	<b>3.6</b>	<b>16</b>	<b>1</b>

Passing	Att	Cmp	Yds	TD	Lg	IN	Rt
J.Burrow	37	28	348	0	57	1	93.1
<b>Total</b>	<b>37</b>	<b>28</b>	<b>348</b>	<b>0</b>	<b>57</b>	<b>1</b>	<b>93.1</b>

Receiving	No	Yds	Avg	Lg	TD
T.Higgins	7	96	13.7	22	0
C.Uzomah	7	71	10.1	32	0
J.Mixon	6	51	8.5	21	0
J.Chase	5	109	21.8	57	0
T.Boyd	2	17	8.5	10	0
S.Perine	1	4	4.0	4	0
<b>Total</b>	<b>28</b>	<b>348</b>	<b>12.4</b>	<b>57</b>	<b>0</b>

Interceptions	No	Yds	Avg	Lg	TD
M.Hilton	1	19	19.0	19	0
J.Bates III	1	0	0.0	0	0
L.Wilson	1	0	0.0	0	0
<b>Total</b>	<b>3</b>	<b>19</b>	<b>6.3</b>	<b>19</b>	<b>0</b>

### Leading Tacklers (Press Box Totals)

L. Wilson 8-6-2; V. Bell 6-5-1; D. Reader 6-5-1

Sacks: V. Bell 1

FF: None

FR: None

### TITANS INDIVIDUAL STATISTICS

Rushing	Att	Yds	Avg	Lg	TD
D.Foreman	4	66	16.5	45	0
D.Henry	20	62	3.1	9	1
R.Tannehill	3	12	4.0	8	0
<b>Total</b>	<b>27</b>	<b>140</b>	<b>5.2</b>	<b>45</b>	<b>1</b>

Passing	Att	Cmp	Yds	TD	Lg	IN	Rt
R.Tannehill	24	15	220	1	41	3	66.7
<b>Total</b>	<b>24</b>	<b>15</b>	<b>220</b>	<b>1</b>	<b>41</b>	<b>3</b>	<b>66.7</b>

Receiving	No	Yds	Avg	Lg	TD
J.Jones	6	62	10.3	16	0
A.Brown	5	142	28.4	41	1
D.Hilliard	3	13	4.3	5	0
C.Rogers	1	3	3.0	3	0
<b>Total</b>	<b>15</b>	<b>220</b>	<b>14.7</b>	<b>41</b>	<b>1</b>

Interceptions	No	Yds	Avg	Lg	TD
A.Hooker	1	15	15.0	15	0
<b>Total</b>	<b>1</b>	<b>15</b>	<b>15.0</b>	<b>15</b>	<b>0</b>

### Leading Tacklers (Press Box Totals)

Z. Cunningham 10-8-2; J. Simmons 8-7-1; D. Long 8-6-2

Sacks: J. Simmons 3; D. Autry 1.5; H. Landry 1.5; B. Dupree 1; D. Long 1; N. Jones 0.5; K. Peko 0.5

FF: None

FR: None





# 2022 SEASON SCHEDULE

AUG. 11  
PS 1—AT

**BAL**  
6:30 PM

AUG. 20  
PS 2—VS

**TB**  
6 PM

AUG. 27  
PS 3—VS

**AZ**  
6 PM

SEPT. 11  
WEEK 1—VS

**NYG**  
3:25 PM

SEPT. 19  
WEEK 2—AT

**BUF**  
6:15 PM  
MNF

SEPT. 25  
WEEK 3—VS

**LV**  
12 PM

OCT. 2  
WEEK 4—AT

**IND**  
12 PM

OCT. 9  
WEEK 5—AT

**WAS**  
12 PM

WEEK 6

**BYE**

OCT. 23  
WEEK 7—VS

**IND**  
12 PM

OCT. 30  
WEEK 8—AT

**HOU**  
3:05 PM

NOV. 6  
WEEK 9—AT

**KC**  
7:20 PM  
SNF

NOV. 13  
WEEK 10—VS

**DEN**  
12 PM

NOV. 17  
WEEK 11—AT

**GB**  
7:15 PM  
TNF

NOV. 27  
WEEK 12—VS

**CIN**  
12 PM

DEC. 4  
WEEK 13—AT

**PHI**  
12 PM

DEC. 11  
WEEK 14—VS

**JAX**  
12 PM

DEC. 18  
WEEK 15—AT

**LAC**  
3:25 PM

DEC. 24  
WEEK 16—VS

**HOU**  
12 PM

DEC. 29  
WEEK 17—VS

**DAL**  
7:15 PM  
TNF

JAN. 7/8  
WEEK 18—AT

**JAX**

**HOME | AWAY**  
ALL TIMES LISTED ARE  
CENTRAL TIME ZONE (CT)