

ROCKET Mortgage
FIELDHOUSE

NBA PLAYOFFS



CLEVELAND CAVALIERS 2023

POSTSEASON GUIDE

LET EM
KNOW.



Cleveland Cavaliers

TABLE OF CONTENTS

| | | | |
|--|----|---|-----|
| MEDIA INFORMATION | 03 | TEAM BREAKDOWN AND PLAYER HIGHS (2022-23) | 69 |
| 2023 NBA PLAYOFFS BRACKET | 05 | MISCELLANEOUS SCORING BREAKDOWN (2022-23) | 70 |
| CAVALIERS TEAM DIRECTORY | 06 | SEASON MISCELLANEOUS STATS (2022-23) | 71 |
| PLAYER INFORMATION | 07 | THE LAST TIME... | 74 |
| CLEVELAND CAVALIERS 2022-23 ROSTER | 08 | SEASON MISCELLANEOUS STATS (2022-23) | 76 |
| HOW THE CAVALIERS WERE BUILT | 09 | GAME-BY-GAME STATISTICS & RESULTS (2022-23) | 77 |
| HEAD COACH J.B. BICKERSTAFF | 10 | GAME-BY-GAME STATISTICS - WITH OPPONENTS (2022-23) | 78 |
| CAVALIERS WITH PLAYOFF EXPERIENCE | 12 | GAME-BY-GAME STATISTICS (CAVS ONLY) | 81 |
| JARRETT ALLEN | 15 | CAVALIERS ALL-TIME SINGLE-GAME RECORDS (TEAM) | 82 |
| MAMADI DIAKITE | 17 | CAVALIERS ALL-TIME SINGLE-GAME RECORDS (INDIVIDUAL) | 85 |
| DARIUS GARLAND | 19 | 2022-23 NBA LEAGUE STATISTICS | 88 |
| DANNY GREEN | 21 | TEAM STANDINGS - CONFERENCE (2022-23) | 89 |
| CARIS LEVERT | 23 | TEAM STANDINGS - DIVISION (2022-23) | 90 |
| ROBIN LOPEZ | 25 | INDIVIDUAL LEAGUE LEADERS (2022-23) | 91 |
| SAM MERRILL | 27 | NBA ROOKIE LEADERS (2022-23) | 92 |
| DONOVAN MITCHELL | 29 | TEAM RANKINGS (2022-23) | 92 |
| EVAN MOBLEY | 32 | TEAM PERCENTAGES AND MARGINS SUMMARY | 93 |
| ISAIAH MOBLEY | 34 | TEAM ASSISTS AND STEALS PER TURNOVER RATIO | 94 |
| RAUL NETO | 36 | NBA TEAM AND INDIVIDUAL SEASON HIGHS AND LOWS | 95 |
| ISAAC OKORO | 38 | HEAD-TO-HEAD WIN GRID | 96 |
| CEDI OSMAN | 40 | BOX SCORES | 97 |
| RICKY RUBIO | 42 | BOX SCORES GAME-BY-GAME | 98 |
| LAMAR STEVENS | 44 | CAVALIERS PLAYOFF HISTORY | 119 |
| DEAN WADE | 46 | PLAYOFF YEAR-BY-YEAR SERIES & RECORDS | 121 |
| DYLAN WINDLER | 48 | EASTERN CONFERENCE PLAYOFF TEAMS | 143 |
| SEASON IN REVIEW | 50 | 1. MILWAUKEE BUCKS (58-24) | 144 |
| 2022-23 SEASON NOTES | 51 | 2. BOSTON CELTICS (57-25) | 145 |
| 2022-23 KEY DATES | 58 | 3. PHILADELPHIA 76ERS (54-28) | 146 |
| 2022-23 TRANSACTIONS | 62 | 5. NEW YORK KNICKS (47-35) | 147 |
| SEASON STATS | 63 | 6. BROOKLYN NETS (45-37) | 148 |
| CAVALIERS OVERALL STATISTICS | 64 | PLAY-IN: 7. MIAMI HEAT (44-38) | 149 |
| CAVALIERS HOME STATISTICS | 65 | PLAY-IN: 8. ATLANTA HAWKS (41-41) | 150 |
| CAVALIERS ROAD STATISTICS | 66 | PLAY-IN: 9. TORONTO RAPTORS (41-41) | 151 |
| CAVALIERS SINGLE GAME HIGHS | 67 | PLAY-IN: 10. CHICAGO BULLS (40-42) | 152 |
| PLAYER AND TEAM SINGLE GAME HIGHS AND LOWS | 68 | | |



MEDIA INFORMATION

CLEVELAND CAVALIERS BASKETBALL COMMUNICATIONS TEAM:



B.J. EVANS
VICE PRESIDENT,
BASKETBALL COMMUNICATIONS
216.644.7765
bevans@cavs.com



CHEROME OWENS
SENIOR MANAGER,
BASKETBALL COMMUNICATIONS
216.218.2565
cowens@cavs.com



SAM COOMBS
MANAGER,
BASKETBALL COMMUNICATIONS
216.296.8261
scoombs@cavs.com



DEVYNNE BOOKER
SEASONAL ASSISTANT,
BASKETBALL COMMUNICATIONS
724.714.5681
dbooker@cavs.com

Our entire department is here to assist you with whatever you may need throughout the 2023 NBA Playoffs. Please follow [@cavsnotes](#) on Twitter for all of the latest news, statistical information and updates from the Cavaliers Basketball Communications staff.

CAVALIERS MEDIA WEBSITE: To assist with your coverage tonight, the Cavaliers Basketball Communications department has launched an interactive Cavaliers Media Website on <https://www.HoopsOMG.com> (select the Cleveland Cavaliers logo). This site will virtually house pertinent media materials including the Cavaliers Postseason Guide, credential request forms, game notes, current and historical statistical data, live game tracker and player updates, Cavaliers PR & team Twitter feeds, postgame notes and more. Previously printed materials such as game notes, out-of-town scores, recaps and NBA rankings will no longer be available in the media workroom, as all information can now be found on the Cavaliers Media Website. Limited printed materials will be available and distributed at the FieldHouse. **If you do not have an account and need access, please email CavaliersPR@cavs.com for login information.**

CREDENTIALS: Single-game credential requests can be made at HoopsOMG.com and will need to be sent at least **48 hours in advance** for consideration. Please note that single-game credentials will be very limited due to the available media workspace. **Priority will be given to outlets based on established NBA Media Guidelines, as well as to those outlets who regularly cover the team either by traveling consistently or attending the majority of the team's games and practices. If you have already received a 2022-23 season credential, it will be honored for the first three rounds of the 2023 NBA Playoffs.** Please remember that your credential must be clearly displayed at all times upon entry of Rocket Mortgage FieldHouse. Season-credentialed media members will still need to let the Basketball Communications department know if they will be attending for each game due to seat designations.

MEDIA ENTRANCE: The Cavaliers game night media entrance for the 2023 NBA Playoffs will remain in the same location as the regular season (E. 6th Street, just past the Cavaliers Team Shop, facing the Gateway East parking garage). **The media entrance will be open three hours before tipoff** and remain open until the start of the game. Access will not be granted for late or early arrival, apart from extenuating circumstances. Please bring a Photo ID ready to present at the media entrance in order to pick up your credential.

MEDIA SEATING: All approved full season and single-game credentialed media members will need to let the Cavaliers Basketball Communications Team know if they will be attending for each game due to assigned seat designations. **Please email CavaliersPR@cavs.com at least 48 hours before each game and indicate if you will be attending.** Working media seats are located in section M104 (additional locations may be added on specific game nights). All locations are equipped with electrical power and access to RMFWiFi. These seats are assigned and members of the media should sit in their respective assigned seats for the game. While our team attempts to provide seating for members of the media generally in the same area for each game, seats may be moved for a specific game based on availability and other factors. Media members who are not granted a seat will be able to watch the game on the TVs inside the Fred McLeod Media Workroom.

MEDIA AVAILABILITY: The Cavaliers Basketball Communications Team will distribute via email daily availability times for all practice, shootaround and pregame media availability sessions. All Cavaliers media availability – including practice, shootaround, pregame and postgame activities with players and coaches – will only be conducted with in-person media in attendance. Zoom will **ONLY** be used if circumstances dictate.

MEDIA ELEVATOR: Media will have a designated Media Elevator in the Three-Bank Elevator Lobby (located directly behind the media section, M104) on the main concourse that they can use to travel to and from the media section and the Event Level to access the Fred McLeod Studio and Media Workroom.

WIFI INFORMATION: To log in to the wireless at Rocket Mortgage FieldHouse, select **RMFWiFi**. No password is needed.

PHOTOGRAPHY: For media utilizing photography, if you are granted a photo lane for a playoff game, you are required to wear one of the photo vests provided by the Cavaliers Basketball Communications Team. Photographers are asked to keep off the side courts and to be considerate of the ticket holders seated directly behind them. Also, photographers are asked to wear rubber-soled shoes to protect the basketball floor and must have rubber lens shades for their cameras. **Floor positions will be given to outlets based on priority as designated by the NBA.** In some instances, outlets that had a floor spot during the regular season will either be moved to an auxiliary position or need to share a spot with other outlets. Additional elevated photo space will be made available on a case-by-case basis or as space allows.

PARKING: Gateway East Garage parking for Cavaliers playoff games must be requested via CavaliersPR@cavs.com. **Similar to the regular season, parking is limited and will be distributed via SeatGeek.** If granted parking access, it is suggested that you have the SeatGeek app downloaded, and your parking ticket processed prior to arriving to the parking garage to avoid delaying other patron entrance in the case of a technical difficulty.

HEALTH AND SAFETY PROTOCOLS: Approved holders of credentials must at all times adhere to any alterations to the Health and Safety Protocols as well as the zoning rules established by the Cavaliers and the NBA.

ADDITIONAL QUESTIONS? Please do not hesitate to ask the Cavaliers Basketball Communications staff or email CavaliersPR@cavs.com.

2023 NBA PLAYOFFS BRACKET



- **The AT&T Play-In Tournament will take place April 11-14 and include teams with the 7th through 10th-highest winning percentages in each conference.**
- **The Cavs will host the Knicks for Game 1 of their First Round series on April 15 at 6 p.m. ET.**



Cleveland Cavaliers 2022-23 Team Directory

2022-23 Cleveland Cavaliers Directory

Rocket Mortgage FieldHouse
One Center Court, Cleveland, OH 44115-4001
216-420-2000

Cleveland Clinic Courts
6101 Brecksville Road
Independence, OH 44131



GENERAL INFORMATION:

| | |
|---|---|
| Chairman..... | Dan Gilbert |
| President of Basketball Operations..... | Koby Altman |
| General Manager..... | Mike Gansey |
| Senior Basketball Advisor..... | Bernie Bickerstaff |
| Vice President of Basketball Operations..... | Jason Hillman |
| Vice President of Basketball Strategy and Personnel..... | Jon Nichols |
| Assistant General Manager..... | Brandon Weems |
| Head Coach..... | J.B. Bickerstaff |
| Associate Head Coach..... | Greg Buckner |
| Assistant Coaches..... | Antonio Lang, Luke Walton, Sidney Lowe, J.J. Outlaw, Dan Geriot |
| Senior Director, Player Health/Head Athletic Trainer..... | Steve Spiro |
| Head Strength and Conditioning Coordinator..... | Derek Millender |
| Director, Team Operations..... | Mark Cashman |
| Senior Director, Basketball Administration..... | Lauren Marvinney |
| Chief Executive Officer..... | Nic Barlage |
| Vice President of Basketball Communications..... | B.J. Evans |
| Basketball Communications Senior Manager..... | Cherome Owens |
| Basketball Communications Manager..... | Sam Coombs |
| Basketball Communications Seasonal Assistant..... | Devynne Booker |

Broadcast Information:

AudioVerse: WTAM 1100 AM. Broadcasters:


Tim Alcorn, Jim Chones, Mike Snyder

Power 89.1 WNZN FM. Broadcaster:

Rafael Hernández Brito

TV: Bally Sports Ohio. Broadcasters:

John Michael, Austin Carr, Brad Daugherty,
Mike Fratello, Serena Winters



Head Coach: J.B. Bickerstaff



PLAYER INFORMATION



| NO. | PLAYER | POS. | HT. | WT. | BIRTHDATE | PRIOR TO NBA/HOME COUNTRY | NBA EXP. |
|-----|------------------|------|------|-----|------------|--|----------|
| 31 | Jarrett Allen | C | 6-11 | 248 | 04/21/1998 | Texas/USA | 6th |
| 21 | Mamadi Diakite* | F | 6-9 | 224 | 01/21/1997 | Virginia/Guinea | 3rd |
| 10 | Darius Garland | G | 6-1 | 186 | 01/26/2000 | Vanderbilt/USA | 4th |
| 14 | Danny Green | F | 6-6 | 215 | 06/22/1987 | North Carolina/ | 14th |
| 3 | Caris LeVert | G | 6-6 | 205 | 08/25/1994 | Michigan/USA | 7th |
| 33 | Robin Lopez | C | 7-0 | 280 | 04/01/1988 | Stanford/USA | 15th |
| 5 | Sam Merrill | G | 6-4 | 205 | 05/15/1996 | Utah State/USA | 3rd |
| 45 | Donovan Mitchell | G | 6-3 | 215 | 09/07/1996 | Louisville/USA | 6th |
| 4 | Evan Mobley | F/C | 7-0 | 215 | 06/18/2001 | USC/USA | 2nd |
| 15 | Isaiah Mobley* | F | 6-10 | 240 | 09/24/1999 | USC/USA | R |
| 19 | Raul Neto | G | 6-2 | 180 | 05/19/1992 | UCAM Murcia (Spain)/Brazil | 8th |
| 35 | Isaac Okoro | G | 6-6 | 225 | 01/26/2001 | Auburn/USA | 3rd |
| 16 | Cedi Osman | F | 6-7 | 230 | 04/08/1995 | Anadolu Efes (Turkey)/Macedonia/Turkey | 6th |
| 13 | Ricky Rubio | G | 6-3 | 190 | 10/21/1990 | FC Barcelona (Spain)/Spain | 12th |
| 8 | Lamar Stevens | F | 6-8 | 225 | 07/09/1997 | Penn State/USA | 3rd |
| 32 | Dean Wade | F | 6-9 | 219 | 11/20/1996 | Kansas State/USA | 4th |
| 9 | Dylan Windler | G/F | 6-6 | 199 | 09/22/1996 | Belmont/USA | 3rd |

*Two-Way Player, not eligible for 2023 Playoffs

STAFF

HEAD COACH:

J.B. Bickerstaff (Minnesota)

ASSOCIATE HEAD COACH:

Greg Buckner (Clemson)

ASSISTANT COACHES:

Antonio Lang (Duke)

Luke Walton (Arizona)

Sidney Lowe (North Carolina State)

Dan Geriot (Richmond)

J.J. Outlaw (Villanova)

SENIOR DIRECTOR, PLAYER HEALTH/HEAD ATHLETIC TRAINER:

Stephen Spiro (Temple)

HEAD OF STRENGTH AND CONDITIONING COORDINATOR:

Derek Millender (South Alabama)

NUMERICAL ROSTER

| | | | |
|----|------------------|----|----------------|
| 3 | Caris LeVert | 4 | Evan Mobley |
| 5 | Sam Merrill | 8 | Lamar Stevens |
| 9 | Dylan Windler | 10 | Darius Garland |
| 13 | Ricky Rubio | 14 | Danny Green |
| 15 | Isaiah Mobley | 16 | Cedi Osman |
| 19 | Raul Neto | 21 | Mamadi Diakite |
| 31 | Jarrett Allen | 32 | Dean Wade |
| 33 | Robin Lopez | 35 | Isaac Okoro |
| 45 | Donovan Mitchell | | |





HOW THE CAVALIERS WERE BUILT

VIA DRAFT:

| | |
|----------------|--|
| DARIUS GARLAND | Selected in the first round (5th overall pick) of the 2019 NBA Draft by the Cavaliers. |
| EVAN MOBLEY | Selected in the first round (3rd overall pick) of the 2021 NBA Draft by the Cavaliers. |
| ISAAC OKORO | Selected in the first round (5th overall pick) of the 2020 NBA Draft by the Cavaliers. |
| DYLAN WINDLER | Selected in the first round (26th overall pick) of the 2019 NBA Draft by the Cavaliers. |
| ISAIAH MOBLEY | Selected in the second round (49th overall pick) in the 2022 NBA Draft by the Cleveland Cavaliers. |

VIA TRADE:

| | |
|------------------|---|
| JARRETT ALLEN | Acquired along with Taurean Prince from the Brooklyn Nets as part of a three-team on January 14, 2021; signed a multi-year contract on Aug. 6, 2021. |
| CARIS LEVERT | Acquired along with a 2022 second-round pick (via Miami) from the Indiana Pacers in exchange for guard Ricky Rubio, a lottery-protected 2022 first-round pick, 2022 second-round pick (via Houston) and 2027 second-round pick (via Utah) on Feb. 7, 2022. |
| DONOVAN MITCHELL | Acquired in a trade with the Utah Jazz on September 3, 2022 in exchange for guard Collin Sexton (via sign and trade), forward Lauri Markkanen, guard Ochai Agbaji, three future unprotected first round draft picks (2025, 2027, 2029) and pick swaps in 2026 and 2028. |

VIA FREE AGENCY:

| | |
|----------------|--|
| MAMADI DIAKITE | Signed to a Two-Way contract on Oct. 17, 2022. |
| DANNY GREEN | Signed as a free agent on Feb. 15, 2023 |
| ROBIN LOPEZ | Signed as a free agent on July 7, 2022. |
| SAM MERRILL | Signed to a 10-Day Contract on March 3rd, 2023; signed to a multi-year contract on March 14, 2023. |
| CEDI OSMAN | Signed as a free agent on July 18, 2017; Signed a new multi-year contract extension on Oct. 26, 2019. |
| RAUL NETO | Signed as a free agent on July 7, 2022 |
| LAMAR STEVENS | Signed a Two-Way contract on Nov. 28, 2020; Signed to a multi-year contract on April 14, 2021. |
| DEAN WADE | Signed a Two-Way contract on July 9, 2019; Signed to a multi-year contract on June 30, 2020; Signed a multi-year contract extension on Sept. 27, 2022. |
| RICKY RUBIO | Signed as a free agent on July 7, 2022 |



J.B. BICKERSTAFF

HEAD COACH – CLEVELAND CAVALIERS
4TH SEASON – 1ST PLAYOFF APPEARANCE IN CLE

J.B. Bickerstaff was named head coach of the Cleveland Cavaliers on February 19, 2020, thus becoming the 23rd head coach in franchise history. Under Bickerstaff, the Cavaliers have increased their overall record in four straight NBA seasons, including increasing their win total by 7 wins this past season in 2022-23 with a 51-31 record. Additionally, Bickerstaff guided Cleveland to the NBA's best defensive rating (109.9) and 8th-best offensive rating (115.5). The Cavs were one of three teams in the NBA to finish Top-10 in offensive and defensive rating (Boston and Philadelphia). Last season (2021-22) Bickerstaff helped double the Cavs win total from 2020-21 (22-50) with a 44-38 record and finished fifth in the leagues Coach of the Year voting in 2021-22.

Bickerstaff, who signed a multi-year contract extension in December 2021, has established a coaching staff that has been instrumental in the development of the Cavaliers young core. Donovan Mitchell was voted as an NBA All-Star starter for the first time at 26 years old (4th All-Star selection) in 2023 and Evan Mobley participated in his 2nd rising stars game at All-Star weekend in Salt Lake City. Evan Mobley and Isaac Okoro were also both All-Rookie Team selections in their respective rookie seasons, and Jarrett Allen and Darius Garland averaged career highs across the board in 2021-22 and were first-time NBA All-Stars. Mobley, the No. 3 pick in the 2021 NBA Draft, was also the runner-up for the Rookie of the Year award and a unanimous All-Rookie First Team selection. The team's ranking in defensive rating also jumped from 25th place to fifth in 2021-22. Bickerstaff also earned NBA Eastern Conference Coach of the Month honors for January 2022 after leading the team to an 11-4 record, the franchise's best mark in a single month since November 2017.

When Bickerstaff first took over the helm shortly after the 2020 All-Star break, the Cavs posted a 5-6 (.455) record before their season ended, including consecutive season series sweeps over the Denver Nuggets and San Antonio Spurs. In addition, the Cavs notched three wins against above .500 teams (Miami, Philadelphia and Denver) and averaged 111.4 points and 26.4 assists (eighth-best in NBA). The Wine & Gold also had the fifth-highest field goal percentage in the NBA after the break that season (.480).

Bickerstaff, 43, originally joined the Cavaliers as the team's associate head coach prior to the 2019-20 season. Before coming to Cleveland, he was the Memphis Grizzlies head coach for the 2018-19 season, following serving as the interim head coach for the final 63 games of the 2017-18 Grizzlies campaign. In 2018-19, Bickerstaff helped Memphis record the third-best scoring defense in the NBA, holding opponents to 106.1 points per game. The Grizzlies also held an NBA-high 10 opponents under 90 points that season and went undefeated in those games. Memphis limited 17 opponents to under 40 percent shooting, which was tied with Utah for the second-most in the NBA in 2018-19.



Prior to his stint with Memphis, Bickerstaff spent five seasons (2011-16) with the Houston Rockets, where he was elevated to interim head coach early in the 2015-16 season and guided the Rockets to a 37-34 finish to close the season with a postseason berth.

Bickerstaff's additional experience as an assistant coach includes four seasons (2007-11) with the Minnesota Timberwolves and three seasons (2004-07) with the Charlotte Bobcats under his father and current Cavaliers Senior Basketball Advisor, Bernie Bickerstaff. The youngest assistant coach in the NBA at age 24 when he began with the Bobcats in 2004-05, Bickerstaff followed in the footsteps of his father, who was the youngest assistant coach when he joined the NBA at 29 years old in 1973.

Prior to his time on the NBA sidelines, Bickerstaff served as director of operations for the University of Minnesota's men's basketball program, overseeing all administrative areas of the program and assisting the coaching staff with recruiting, scouting and coaching. Bickerstaff played two seasons (1999-2001) with the Golden Gophers to complete his collegiate career after playing his first two years at Oregon State University, where he was the youngest Division I player as a 17-year-old freshman.

Bickerstaff and his wife Nikki have three children: Blair, Blakely and Blade.

HEAD COACHING RECORD

207-256

2015-16 – HOUSTON

Regular Season – 37-34 (.521) | Postseason – 1-4 (.200)

2017-18 – MEMPHIS

Regular Season – 15-48 (.238)

2018-19 – MEMPHIS

Regular Season – 33-49 (.402)

2019-20 – CLEVELAND

Regular Season – 5-6 (.455)

2020-21 – CLEVELAND


Regular Season – 22-50 (.306)

2021-22 – CLEVELAND

Regular Season – 44-38 (.537)

2022-23 – CLEVELAND

Regular Season – 51-30 (.621)



CAVALIERS PLAYERS WITH NBA PLAYOFF EXPERIENCE

DANNY GREEN: 3x NBA Champion

THREE TIME NBA CHAMPION (SPURS, RAPTORS, LAKERS): Danny Green is a three-time NBA champion and has competed in 165 postseason games (159 starts) with the San Antonio Spurs, Toronto Raptors, Los Angeles Lakers and Philadelphia 76ers...He has averaged 8.1 points, 3.2 rebounds, 1.2 assists and 1.05 steals in 25.6 minutes while shooting 40.5% from the field, 38.9% from 3-point range and 74.5% from the free throw line during his postseason career. Green has won NBA championships with the Spurs (2014), Raptors (2019) and Lakers (2020) making him one of four players in NBA history to win championships with three different franchises (Robert Horry, LeBron James, John Salley). He is one of two players in NBA history (LeBron James) to do so as a full-time member of the starting lineup during each championship run.



Green has made the NBA Playoffs 13 times in his 14-year career (every year after his rookie season). Green ranks ninth in NBA history in postseason 3-pointers made (314) and 30th in postseason games played and he has scored in double figures 63 times, including seven games with at least 20 points.

(*Green was also a member of the 2009 National Championship team at University of North Carolina.)

DONOVAN MITCHELL: 6 POSTSEASON APPEARANCES

MITCHELL HAS MADE THE PLAYOFFS IN EACH OF HIS 6 NBA SEASONS: Has played in 39 career playoff games (all starts) with averages of 28.3 points, 4.9 rebounds, 4.7 assists and 1.2 steals. **Mitchell has the 4th-most playoff starts of any active NBA player aged 26 or younger (Jayson Tatum, Jalen Brown, Bam Adebayo).** During the 2022 Playoffs, Mitchell saw action in six games, averaging 25.5 points, 5.7 rebounds and 4.3 assists in 38.2 minutes per game. In the 2021 Playoffs, played in 10



postseason games, averaging 32.3 points, 4.2 rebounds and a playoff career-high 5.5 assists. He shot .447 percent from the field, .435 percent from the three-point line and .829 percent from the charity stripe. He recorded his 4th career 40-point playoff game in Game 1 vs. the Clippers, tying Karl Malone for the most 40-point playoff games in Jazz history; accomplished this feat in 28 career playoff games, Malone's came in his 149th playoff game for the Jazz. Mitchell was the first Jazz player since Malone in 1988 to post back-to-back playoff games with 35+ points (45 points in Games 1 vs. the Clippers and 37 in Game 2). He scored 30-or-more points in six consecutive games.

During the 2020 Playoffs, Mitchell set a Jazz franchise record, averaging 36.3 points, 5.0 boards, 4.9 assists and 1.0 steals in seven games (all starts). He scored 57 points against Denver on August 17, marking the third-highest scoring outing in NBA playoff history. He also scored 51 points vs. Denver on August 23rd. In the 2019 Playoffs, Mitchell saw action in five games (all starts), owning averages of 21.4 points, 5.0 rebounds, 3.2 assists and 1.6 steals. During the 2018 Playoffs, he appeared in 11 games (all starts) averaging 24.4 points, 5.9 rebounds, 4.2 assists and 1.5 steals in 37.4 minutes per game. He tallied 200 career playoff points, becoming the fourth rookie in NBA history to reach 200+ points in eight or fewer playoff games (Kareem Abdul-Jabbar, Wilt Chamberlain, Elgin Baylor). He also scored 33 points against the Thunder (April 23), becoming the first rookie to score 30+ points in a playoff game since Brandon Jennings in 2010.



ROBIN LOPEZ: 7 POSTSEASON APPEARANCES

LOPEZ HAS MADE THE PLAYOFFS 7 TIMES WITH 6 DIFFERENT NBA TEAMS (Phoenix, Portland, Chicago, Milwaukee, Washington, Cleveland): Robin Lopez has reached the playoffs in seven of his 15 NBA seasons, appearing in 36 games (28 starts) with averages of 8.4 points on .575 shooting from the field, 5.6 rebounds and 1.00 blocks in 23.4 minutes per game...in the 2021 Playoffs with Washington, played in five contests while averaging 7.4 points on .720 shooting from the field, 1.8 rebounds and 0.8 blocks in 14.6 minutes. During the 2020 Playoffs with Milwaukee, played in three games with averages of 2.0 points and 1.3 rebounds in 7.0 minutes.



While with Chicago during the 2017 Playoffs, Lopez averaged a career-high 12.7 points, 7.2 rebounds and 1.00 blocks in 27.0 minutes over six games (all starts). Lopez notched a double-double with 14 points and 10 rebounds in 34 minutes at Boston on April 16, 2017. Lopez started all five contests in the 2015 Playoffs with Portland and averaged 5.2 points, 4.4 rebounds and 1.00 blocks in 23.4 minutes. He averaged double figures in scoring with the Trail Blazers during the 2014 Playoffs, starting all 11 games and averaging 10.0 points, a playoff career-best 9.2 rebounds and playoff career-best 1.82 blocks in 33.4 minutes. Lopez posted his first career playoff double-double (10 PTS, 11 REB) at San Antonio on May 6, 2014 and pulled down a playoff career-high 13 boards to go with nine points versus the Spurs on May 12, 2014. In the 2010 Playoffs with Phoenix, started all six games with averages of 7.8 points and 4.0 rebounds in 17.3 minutes and scored a postseason career-high 20 points (8-10 FG) in 30 minutes against the Lakers on May 23, 2010. **Made it as far as the Western Conference Finals with Phoenix in 2010.**

CEDI OSMAN: NBA FINALS APPEARANCE WITH CLEVELAND IN 2017-18



CEDI OSMAN FINALS APPEARANCE WITH CLEVELAND: During the 2018 Playoffs, Cedis Osman appeared in 14 games with the Cavaliers on their way to an appearance in the NBA Finals during the 2017-18 season. Osman logged his playoff-high five points, two rebounds and two assists in 21 minutes in the Eastern Conference Semifinals against Toronto on May 7, 2018. He scored 14 total points in the 2018 postseason. Osman is the last remaining Cavaliers to have appeared in an NBA Finals game with Cleveland.

RAUL NETO: 5 POSTSEASON APPEARANCES

NETO HAS 5 POSTSEASON APPEARANCES WITH UTAH, PHILADELPHIA AND WASHINGTON: Raul Neto has appeared in 27 postseason games (three starts) for Utah, Philadelphia and Washington and holds averages of 3.2 points and 1.3 rebounds in 10.7 minutes per game. In 2021, Neto appeared in five games (three starts) for Washington and averaged a playoff career-best 6.4 points, 2.2 rebounds and 1.0 assists in 22.4 minutes per game for Washington in a first round series against Philadelphia.

Neto scored a playoff career-high 11 points on May 31, 2021. During the 2020 playoffs, Neto appeared in two games for Philadelphia, and totaled eight points during the series. In 2019, he appeared in three games for Utah. During the 2018 postseason, Neto appeared in eight games for Utah and averaged 2.6 points, 1.3 rebounds and 1.3 assists per game. In the 2017 postseason, he appeared in nine games for Utah.





RICKY RUBIO: 2 POSTSEASON APPEARANCES

RICKY RUBIO BIG GAME EXPERIENCE: Ricky Rubio reached the playoffs in each of his two years in Utah, averaging 14.6 points, 5.5 rebounds and 7.7 assists per game in 11 total postseason games. During the 2019 Playoffs with the Jazz, Rubio played all five games in the First Round series against Houston, averaging 15.4 points, 8.6 assists, 3.2 rebounds and 2.4 steals. He scored in double figures in all five games and had a double-double in each of the final two games of the series. Rubio made his NBA Playoff debut by playing six games for the Jazz in the 2018 Playoffs, averaging 14.0 points, 7.3 rebounds, 7.0 assists and 1.3 steals in 30.2 minutes per contest. He recorded a triple-double vs. Oklahoma City on April 21 by totaling 26 points, 11 rebounds and 10 assists.

Rubio also brings additional big game experience and is a two-time Olympic medalist for Spain, winning the silver medal in 2008 at the Beijing Olympics and bronze at the 2016 Olympics in Rio. Rubio recently competed in the 2020 Tokyo Olympics for Spain and scored 38 points against Team USA, marking the highest scoring game of any player in Olympic history against Team USA.




JARRETT ALLEN & CARIS LEVERT: 2 POSTSEASON APPEARANCES WITH NETS

JARRETT ALLEN: In two postseason appearances with Brooklyn, has career playoff averages of 10.7 points, 10.3 rebounds, 2.2 assists and 1.1 blocks in 26.9 minutes per contest in nine playoff games (all starts). He has also has shot .589 from the field and .833 from the free-throw line. During the 2020 Playoffs, appeared in four playoff games (all starts) against Toronto in the First Round, averaging 10.3 points, 14.8 rebounds, 2.3 assists and 1.8 blocks in 33.1 minutes per game. In the 2019 Playoffs, played in five games (all starts) against Philadelphia in the First Round and averaged 11.0 points on .594 shooting, 6.8 rebounds and 2.2 assists in 22.0 minutes per game. Allen scored a playoff career-high 21 points in Game 4 on April 20.

CARIS LEVERT:

In nine career postseason games (six starts), owns averages of 20.7 points, 5.2 rebounds, 5.9 assists and 1.11 steals in 31.6 minutes. In the 2020 Playoffs with the Nets, LeVert started all four games during the First Round series against Toronto and averaged 20.3 points, 6.0 rebounds, 9.5 assists and 1.25 steals in 35.0 minutes. He posted two double-doubles, including a 15-point, 15-assist effort against the Raptors on August 17. LeVert scored a playoff career-best 35 points, to go along with six rebounds, six assists and a 6-9 (.667) clip from beyond the arc on Aug. 23. During the 2019 Playoffs with Brooklyn, averaged 21.0 points, 4.6 rebounds, 3.0 assists and 1.0 steal in 28.8 minutes over five games (two starts). He recorded a then playoff career-high 26 points on 10-of-17 shooting from the floor in addition to seven rebounds and two steals in 28 minutes of play in Game 3 on April 18. LeVert Also totaled 25 points in Game 4 on April 20, becoming the first Nets guard since Vince Carter in 2007 to record 25+ points in consecutive postseason games.



MAMADI DIAKITE & SAM MERRILL: NBA CHAMPIONS

Mamadi Diakite appeared in seven postseason games with the Milwaukee Bucks during the 2020-21 season and was a member of their 2021 NBA Championship team. (*Diakite also won a NBA G League Championship in 2021 with the Lakeland Magic and an NCAA National Championship with University of Virginia in 2019). **Sam Merrill** was also a member of the Milwaukee Bucks 2021 NBA Championship team, appearing in eight games during the postseason run.



JARRETT ALLEN

Center 31



6th Season in the NBA

Prev.
Texas

Height: 6-11
Weight: 248
Birthdate: 04/21/98
Country: USA



2022-23 SEASON:

- Appeared in 68 games (all starts) with Cleveland.
- Averaged 14.3 points on .645 shooting from the field, 9.8 rebounds, 1.7 assists, 1.24 blocks and 0.79 steals in 32.6 minutes.
- Recorded a season-high tying 32 double-doubles this season.
- Scored in double figures on 52 occasions, including 20+ points 17 times. Cleveland was 15-2 this season when Allen scored 20+ points.
- Grabbed 10+ rebounds 37 times this season and 20+ rebounds once.
- Tallied 13 games with 20+ points and 10+ rebounds (Cavs were 12-1).
- Finished the season ranked 4th in defensive rating (108.1), 6th in the NBA in field goal percentage (.644 FG%), T-4th in defensive win shares (4.0), 8th in win shares (9.5) and 8th in offensive rating (131.9).
- Tallied a team-high tying 24 points on 12-17 (.705) shooting from the field, a team-high 12 rebounds and one block in 39 minutes on Jan. 24 at NYK.
- Contributed his 17th double-double of the season with 24 points on 9-12 (.750) shooting from the field, a team-high 11 rebounds, five assists, two steals and one block in 37 minutes. **Allen scored 18 of his points in the 2nd half on 6-7 (.857) shooting from the field, marking his highest scoring total in the 2nd half this season.**
- Contributed his 16th double-double of the season with a season-high tying 24 points on 11-17 (.647) shooting from the field, a team-high 10 rebounds, six assists and one steal in 39 minutes on Jan. 12 at POR. It was the fifth time in his career with 6+ assists and **his first career game with 20+ PTS, 10+ REB and 5+ AST.**
- Recorded his 14th double-double of the season with 19 points on 8-11 (.727) shooting from the field, a game-high 14 rebounds, one steal and one block in 38 minutes on Dec. 29 at IND. **His lone blocked shot of the game was his 500th career block.**
- Chipped in his 11th double-double of the season with 21 points on 7-9 (.778) shooting from the field, 11 rebounds, one steal and one block in 37 minutes of play on Dec. 10 vs. OKC. **He also recorded his 1,000th career offensive rebound and 200th career steal in the game.**
- Chipped in 24 points on 11-14 (.785) shooting from the field, 11 rebounds, three steals and one block in 38 minutes on Dec. 6 vs. LAL.
- Tallied his second 20-10 game of the season with a season-high 24 points on 10-12 (.833) shooting from the field, a game-high 13 rebounds, two assists and one STL in 36 minutes of play on Nov. 23 vs. Portland.
- Contributed his eighth double-double of the season with 20 points on 8-11 (.727) shooting from the field, 12 rebounds and a season-high four blocks in a career-high 46 minutes of play on Nov. 18 vs. CHA.
- Recorded 10 PTS, **a season-high 20 REB**, three assists and a game-high two block in 33 minutes on Nov. 7 at Clippers. It was the 4th time in his career he grabbed 20+ rebounds.

PLAYOFF CAREER:

In two postseason appearances with Brooklyn, has career playoff averages of 10.7 points, 10.3 rebounds, 2.2 assists and 1.1 blocks in 26.9 minutes per contest in nine playoff games (all starts)...has shot .589 from the field and .833 from the free-throw line...During the **2020 Playoffs**, appeared in four playoff games (all starts) against Toronto in the First Round, averaging 10.3 points, 14.8 rebounds, 2.3 assists and 1.8 blocks in 33.1 minutes per game...In the **2019 Playoffs**, played in five games (all starts) against Philadelphia in the First Round...averaged 11.0 points on .594 shooting, 6.8 rebounds and 2.2 assists in 22.0 minutes per game...scored a playoff career-high 21 points, including shooting 7-of-7 from the free-throw line, to go with eight rebounds, four assists and two steals in 32 minutes in Game 4 on 4/20...also scored in double figures in Game 3 on 4/18, posting 15 points, six rebounds and two assists in 21 minutes.

| | 2022-23 HIGHS | CAREER HIGHS | POSTSEASON HIGHS |
|------------------------------|---------------------|---------------------|--------------------|
| Points | 24 6 times | 29 at CHA 2/4/22 | 21 vs. PHI 4/20/19 |
| Field Goals Made | 12 at NYK 1/24/23 | 13 at WAS 12/3/21 | 7 vs. PHI 4/20/19 |
| Field Goals Attempted | 17 2 times | 20 at CHA 2/4/22 | 11 vs. PHI 4/20/19 |
| Three Point Field Goals Made | 1 vs. LAC 1/29/23 | 2 at DET 10/17/18 | -- |
| Three Point FG Attempted | 1 10 times | 3 2 times | -- |
| Free Throws Made | 8 vs. HOU 3/26/23 | 10 2 times | 7 2 times |
| Free Throws Attempted | 13 vs. OKC 12/10/22 | 16 at ATL 3/9/19 | 9 vs. PHI 4/18/19 |
| Offensive Rebounds | 9 vs. DET 2/8/23 | 11 at CHA 2/4/22 | 5 vs. TOR 8/21/20 |
| Defensive Rebounds | 16 at LAC 11/7/22 | 18 at HOU 1/16/19 | 12 vs. TOR 8/21/20 |
| Total Rebounds | 20 at LAC 11/7/22 | 24 at HOU 1/16/19 | 17 vs. TOR 8/21/20 |
| Assists | 6 at POR 1/12/23 | 8 vs. SAC 8/7/20 | 5 at TOR 8/19/20 |
| Steals | 3 3 times | 3 6 times | 2 vs. PHI 4/20/19 |
| Blocks | 4 2 times | 6 2 times | 3 at TOR 8/19/20 |
| Minutes Played | 46 vs. CHA 11/18/22 | 46 vs. CHA 11/18/22 | 41 at TOR 8/19/20 |



Jarrett Allen - NBA Regular Season Statistics

| SEASON | TEAM | GP | GS | MIN | FG | FGA | FG% | 3PM | 3PA | 3P% | FT | FTA | FT% | OR | DR | TOT | A | ST | TO | BS | PTS | PPG |
|-----------------------|------|-----|-----|--------|-------|-------|------|-----|-----|------|-------|-------|------|-------|-------|-------|-----|-----|-----|-----|-------|------|
| 2017-18 | BKN | 72 | 31 | 1,441 | 234 | 397 | .589 | 5 | 15 | .333 | 114 | 147 | .776 | 144 | 244 | 388 | 49 | 28 | 82 | 88 | 587 | 8.2 |
| 2018-19 | BKN | 80 | 80 | 2,096 | 335 | 568 | .590 | 6 | 45 | .133 | 197 | 278 | .709 | 191 | 481 | 672 | 110 | 43 | 103 | 120 | 873 | 10.9 |
| 2019-20 | BKN | 70 | 64 | 1,852 | 302 | 465 | .649 | 0 | 6 | .000 | 171 | 270 | .633 | 216 | 455 | 671 | 110 | 40 | 77 | 92 | 775 | 11.1 |
| 2020-21 | BKN | 12 | 5 | 320 | 44 | 65 | .677 | 0 | 0 | .000 | 46 | 61 | .754 | 38 | 87 | 125 | 20 | 7 | 22 | 19 | 134 | 11.2 |
| Went from BKN to CLE. | | | | | | | | | | | | | | | | | | | | | | |
| 2020-21 | CLE | 51 | 40 | 1,544 | 254 | 417 | .609 | 6 | 19 | .316 | 158 | 229 | .690 | 158 | 348 | 506 | 86 | 25 | 78 | 71 | 672 | 13.2 |
| 2020-21 | TOT | 63 | 45 | 1,863 | 298 | 482 | .618 | 6 | 19 | .316 | 204 | 290 | .703 | 196 | 435 | 631 | 106 | 32 | 100 | 90 | 806 | 12.8 |
| 2021-22 | CLE | 56 | 56 | 1,810 | 369 | 545 | .677 | 1 | 10 | .100 | 165 | 233 | .708 | 192 | 410 | 602 | 92 | 44 | 94 | 75 | 904 | 16.1 |
| 2022-23 | CLE | 68 | 68 | 2,220 | 403 | 626 | .644 | 1 | 10 | .100 | 162 | 221 | .733 | 221 | 445 | 666 | 113 | 54 | 93 | 84 | 969 | 14.3 |
| TOTALS | | 409 | 344 | 11,280 | 1,941 | 3,083 | .630 | 19 | 105 | .181 | 1,013 | 1,439 | .704 | 1,160 | 2,470 | 3,630 | 580 | 241 | 549 | 549 | 4,914 | 12.0 |
| AVERAGE | | -- | -- | 27.6 | 4.7 | 7.5 | -- | 0.0 | 0.3 | -- | 2.5 | 3.5 | -- | 2.8 | 6.0 | 8.9 | 1.4 | 0.6 | 1.3 | 1.3 | 12.0 | -- |

Jarrett Allen - NBA Postseason Statistics

| SEASON | TEAM | GP | GS | MIN | FG | FGA | FG% | 3PM | 3PA | 3P% | FT | FTA | FT% | OR | DR | TOT | A | ST | TO | BS | PTS | PPG |
|---------|------|----|----|------|-----|-----|------|-----|-----|------|-----|-----|------|-----|-----|------|-----|-----|-----|-----|------|------|
| 2018-19 | BKN | 5 | 5 | 110 | 19 | 32 | .594 | 0 | 0 | .000 | 17 | 20 | .850 | 15 | 19 | 34 | 11 | 3 | 8 | 3 | 55 | 11.0 |
| 2019-20 | BKN | 4 | 4 | 132 | 14 | 24 | .583 | 0 | 0 | .000 | 13 | 16 | .813 | 17 | 42 | 59 | 9 | 2 | 11 | 7 | 41 | 10.3 |
| TOTALS | | 9 | 9 | 242 | 33 | 56 | .589 | 0 | 0 | .000 | 30 | 36 | .833 | 32 | 61 | 93 | 20 | 5 | 19 | 10 | 96 | 10.7 |
| AVERAGE | | -- | -- | 26.9 | 3.7 | 6.2 | -- | 0.0 | 0.0 | -- | 3.3 | 4.0 | -- | 3.6 | 6.8 | 10.3 | 2.2 | 0.6 | 2.1 | 1.1 | 10.7 | -- |





2022-23 GAME-BY-GAME Regular Season STATISTICS (CLE)

| DATE | OPP | P/S | MIN | FG | FGA | FG% | 3PM | 3PA | 3P% | FT | FTA | FT% | OR | DR | TOT | A | ST | BS | TO | PF | +/- | PTS |
|----------|--------|-----|-------|----|-----|------|-----|-----|-------|----|-----|-------|----|----|-----|---|----|----|----|----|-----|-----|
| 10/19/22 | at TOR | S | 33:52 | 5 | 8 | .625 | 0 | 0 | .000 | 3 | 4 | .750 | 5 | 5 | 10 | 0 | 0 | 2 | 1 | 2 | 2 | 13 |
| 10/22/22 | at CHI | S | 28:36 | 4 | 6 | .667 | 0 | 0 | .000 | 0 | 0 | .000 | 3 | 3 | 6 | 2 | 0 | 1 | 2 | 2 | 5 | 8 |
| 10/23/22 | WAS | S | 37:31 | 6 | 13 | .462 | 0 | 0 | .000 | 3 | 4 | .750 | 6 | 8 | 14 | 3 | 0 | 2 | 0 | 2 | -1 | 15 |
| 10/26/22 | ORL | S | 29:39 | 7 | 11 | .636 | 0 | 0 | .000 | 4 | 5 | .800 | 7 | 9 | 16 | 1 | 1 | 1 | 1 | 5 | 11 | 18 |
| 10/28/22 | at BOS | S | 39:39 | 5 | 9 | .556 | 0 | 1 | .000 | 2 | 4 | .500 | 3 | 8 | 11 | 2 | 0 | 0 | 0 | 2 | 25 | 12 |
| 11/02/22 | BOS | S | 36:24 | 6 | 11 | .545 | 0 | 0 | .000 | 2 | 2 | 1.000 | 3 | 11 | 14 | 0 | 0 | 2 | 3 | 2 | -17 | 14 |
| 11/04/22 | at DET | S | 31:31 | 11 | 16 | .688 | 0 | 0 | .000 | 1 | 2 | .500 | 2 | 5 | 7 | 0 | 0 | 2 | 4 | 2 | 20 | 23 |
| 11/06/22 | at LAL | S | 27:45 | 5 | 13 | .385 | 0 | 0 | .000 | 6 | 6 | 1.000 | 3 | 8 | 11 | 0 | 2 | 2 | 1 | 4 | 5 | 16 |
| 11/07/22 | at LAC | S | 32:53 | 4 | 10 | .400 | 0 | 0 | .000 | 2 | 3 | .667 | 4 | 16 | 20 | 3 | 2 | 2 | 0 | 0 | 3 | 10 |
| 11/09/22 | at SAC | S | 32:50 | 7 | 11 | .636 | 0 | 0 | .000 | 6 | 7 | .857 | 2 | 5 | 7 | 1 | 0 | 1 | 1 | 4 | -13 | 20 |
| 11/11/22 | at GSW | S | 33:12 | 6 | 8 | .750 | 0 | 0 | .000 | 1 | 2 | .500 | 1 | 8 | 9 | 1 | 0 | 0 | 2 | 2 | 0 | 13 |
| 11/13/22 | MIN | | | | | | | | | | | | | | | | | | | | | |
| 11/16/22 | at MIL | | | | | | | | | | | | | | | | | | | | | |
| 11/18/22 | CHA | S | 45:36 | 8 | 11 | .727 | 0 | 0 | .000 | 4 | 5 | .800 | 1 | 11 | 12 | 2 | 0 | 4 | 2 | 3 | 6 | 20 |
| 11/20/22 | MIA | S | 27:10 | 4 | 6 | .667 | 0 | 0 | .000 | 0 | 0 | .000 | 1 | 5 | 6 | 2 | 0 | 0 | 3 | 3 | 13 | 8 |
| 11/21/22 | ATL | S | 33:10 | 3 | 5 | .600 | 0 | 0 | .000 | 2 | 2 | 1.000 | 0 | 11 | 11 | 1 | 2 | 1 | 1 | 0 | 11 | 8 |
| 11/23/22 | POR | S | 36:04 | 10 | 12 | .833 | 0 | 0 | .000 | 4 | 4 | 1.000 | 5 | 8 | 13 | 2 | 1 | 0 | 6 | 3 | 19 | 24 |
| 11/25/22 | at MIL | S | 12:04 | 0 | 2 | .000 | 0 | 0 | .000 | 1 | 2 | .500 | 1 | 2 | 3 | 1 | 1 | 1 | 0 | 2 | 4 | 1 |
| 11/27/22 | at DET | | | | | | | | | | | | | | | | | | | | | |
| 11/28/22 | at TOR | | | | | | | | | | | | | | | | | | | | | |
| 11/30/22 | PHI | | | | | | | | | | | | | | | | | | | | | |
| 12/02/22 | ORL | | | | | | | | | | | | | | | | | | | | | |
| 12/06/22 | LAL | S | 38:25 | 11 | 14 | .786 | 0 | 0 | .000 | 2 | 4 | .500 | 3 | 8 | 11 | 1 | 3 | 1 | 2 | 2 | 21 | 24 |
| 12/09/22 | SAC | S | 32:03 | 2 | 5 | .400 | 0 | 1 | .000 | 5 | 6 | .833 | 4 | 4 | 8 | 1 | 0 | 2 | 5 | 5 | -10 | 9 |
| 12/10/22 | OKC | S | 36:44 | 7 | 9 | .778 | 0 | 0 | .000 | 7 | 13 | .538 | 6 | 5 | 11 | 1 | 1 | 1 | 1 | 4 | 6 | 21 |
| 12/12/22 | at SAS | S | 36:08 | 7 | 11 | .636 | 0 | 0 | .000 | 2 | 2 | 1.000 | 3 | 4 | 7 | 3 | 1 | 3 | 0 | 2 | 1 | 16 |
| 12/14/22 | at DAL | S | 35:53 | 6 | 7 | .857 | 0 | 0 | .000 | 2 | 2 | 1.000 | 0 | 6 | 6 | 3 | 2 | 0 | 0 | 3 | 20 | 14 |
| 12/16/22 | IND | S | 38:48 | 2 | 3 | .667 | 0 | 0 | .000 | 3 | 4 | .750 | 2 | 3 | 5 | 2 | 0 | 0 | 0 | 2 | 6 | 7 |
| 12/17/22 | DAL | S | 39:30 | 3 | 7 | .429 | 0 | 0 | .000 | 2 | 6 | .333 | 4 | 11 | 15 | 1 | 0 | 2 | 0 | 1 | -9 | 8 |
| 12/19/22 | UTA | S | 30:05 | 7 | 11 | .636 | 0 | 0 | .000 | 6 | 6 | 1.000 | 2 | 9 | 11 | 2 | 2 | 3 | 3 | 3 | 18 | 20 |
| 12/21/22 | MIL | S | 39:46 | 8 | 10 | .800 | 0 | 0 | .000 | 3 | 4 | .750 | 4 | 4 | 8 | 3 | 1 | 0 | 1 | 1 | 16 | 19 |
| 12/23/22 | TOR | S | 30:32 | 5 | 6 | .833 | 0 | 0 | .000 | 1 | 2 | .500 | 1 | 6 | 7 | 1 | 1 | 0 | 0 | 2 | -12 | 11 |
| 12/26/22 | BKN | S | 31:59 | 2 | 5 | .400 | 0 | 1 | .000 | 6 | 8 | .750 | 4 | 7 | 11 | 1 | 1 | 1 | 2 | 0 | -14 | 10 |
| 12/29/22 | at IND | S | 37:34 | 8 | 11 | .727 | 0 | 0 | .000 | 3 | 4 | .750 | 4 | 10 | 14 | 1 | 1 | 1 | 1 | 2 | 1 | 19 |
| 12/31/22 | at CHI | S | 34:52 | 3 | 9 | .333 | 0 | 0 | .000 | 0 | 2 | .000 | 4 | 6 | 10 | 2 | 2 | 2 | 2 | 1 | -3 | 6 |
| 01/02/23 | CHI | S | 38:35 | 9 | 10 | .900 | 0 | 0 | .000 | 3 | 6 | .500 | 6 | 2 | 8 | 2 | 0 | 1 | 1 | 4 | 11 | 21 |
| 01/04/23 | PHX | S | 32:38 | 1 | 3 | .333 | 0 | 1 | .000 | 0 | 0 | .000 | 0 | 8 | 8 | 0 | 1 | 1 | 1 | 1 | 5 | 2 |
| 01/06/23 | at DEN | S | 35:35 | 4 | 11 | .364 | 0 | 1 | .000 | 5 | 8 | .625 | 7 | 2 | 9 | 1 | 1 | 1 | 1 | 2 | -18 | 13 |
| 01/08/23 | at PHX | S | 28:49 | 6 | 7 | .857 | 0 | 0 | .000 | 1 | 2 | .500 | 2 | 10 | 12 | 5 | 1 | 2 | 0 | 0 | 4 | 13 |
| 01/10/23 | at UTA | S | 6:45 | 0 | 0 | .000 | 0 | 0 | .000 | 0 | 0 | .000 | 0 | 0 | 0 | 1 | 0 | 0 | 0 | 2 | 4 | 0 |
| 01/12/23 | at POR | S | 38:45 | 11 | 17 | .647 | 0 | 1 | .000 | 2 | 2 | 1.000 | 2 | 8 | 10 | 6 | 1 | 0 | 0 | 3 | 7 | 24 |
| 01/14/23 | at MIN | S | 34:10 | 8 | 10 | .800 | 0 | 0 | .000 | 3 | 3 | 1.000 | 2 | 6 | 8 | 2 | 0 | 2 | 3 | 3 | -4 | 19 |
| 01/16/23 | NOP | S | 37:04 | 9 | 12 | .750 | 0 | 0 | .000 | 6 | 6 | 1.000 | 7 | 4 | 11 | 5 | 2 | 1 | 1 | 2 | 14 | 24 |
| 01/18/23 | at MEM | S | 36:13 | 6 | 9 | .667 | 0 | 0 | .000 | 2 | 5 | .400 | 5 | 3 | 8 | 0 | 0 | 2 | 2 | 4 | 9 | 14 |
| 01/20/23 | GSW | S | 31:14 | 4 | 7 | .571 | 0 | 0 | .000 | 0 | 0 | .000 | 3 | 5 | 8 | 2 | 0 | 3 | 1 | 3 | -13 | 8 |
| 01/21/23 | MIL | S | 27:20 | 6 | 10 | .600 | 0 | 0 | .000 | 0 | 0 | .000 | 1 | 5 | 6 | 2 | 2 | 1 | 2 | 3 | -1 | 12 |
| 01/24/23 | at NYK | S | 38:47 | 12 | 17 | .706 | 0 | 0 | .000 | 0 | 0 | .000 | 1 | 11 | 12 | 1 | 0 | 1 | 2 | 1 | 15 | 24 |
| 01/26/23 | at HOU | S | 34:36 | 6 | 10 | .600 | 0 | 0 | .000 | 2 | 2 | 1.000 | 1 | 9 | 10 | 1 | 3 | 0 | 1 | 2 | 23 | 14 |
| 01/27/23 | at OKC | S | 35:36 | 6 | 8 | .750 | 0 | 0 | .000 | 1 | 2 | .500 | 5 | 4 | 9 | 0 | 0 | 1 | 0 | 1 | -10 | 13 |
| 01/29/23 | LAC | S | 25:47 | 6 | 10 | .600 | 1 | 1 | 1.000 | 2 | 3 | .667 | 2 | 6 | 8 | 3 | 2 | 0 | 5 | 2 | 27 | 15 |
| 01/31/23 | MIA | S | 34:04 | 6 | 8 | .750 | 0 | 0 | .000 | 2 | 3 | .667 | 1 | 10 | 11 | 0 | 2 | 1 | 2 | 2 | -17 | 14 |
| 02/02/23 | MEM | S | 37:57 | 9 | 12 | .750 | 0 | 0 | .000 | 0 | 0 | .000 | 3 | 8 | 11 | 4 | 2 | 2 | 3 | 2 | 20 | 18 |
| 02/05/23 | at IND | S | 29:44 | 9 | 11 | .818 | 0 | 0 | .000 | 0 | 0 | .000 | 3 | 10 | 13 | 0 | 0 | 1 | 2 | 3 | 9 | 18 |
| 02/06/23 | at WAS | S | 37:23 | 10 | 13 | .769 | 0 | 0 | .000 | 3 | 4 | .750 | 1 | 7 | 8 | 3 | 0 | 2 | 2 | 1 | 24 | 23 |
| 02/08/23 | DET | S | 29:48 | 9 | 13 | .692 | 0 | 0 | .000 | 2 | 5 | .400 | 9 | 7 | 16 | 1 | 0 | 1 | 2 | 1 | 18 | 20 |
| 02/10/23 | at NOP | S | 30:39 | 8 | 11 | .727 | 0 | 0 | .000 | 4 | 4 | 1.000 | 6 | 5 | 11 | 4 | 0 | 2 | 2 | 5 | 11 | 20 |
| 02/11/23 | CHI | S | 33:10 | 10 | 13 | .769 | 0 | 0 | .000 | 3 | 5 | .600 | 4 | 6 | 10 | 0 | 0 | 1 | 2 | 3 | 3 | 23 |
| 02/13/23 | SAS | S | 38:51 | 7 | 11 | .636 | 0 | 0 | .000 | 3 | 3 | 1.000 | 5 | 6 | 11 | 0 | 2 | 3 | 0 | 3 | 11 | 17 |
| 02/15/23 | at PHI | S | 38:04 | 5 | 6 | .833 | 0 | 0 | .000 | 2 | 2 | 1.000 | 5 | 2 | 7 | 4 | 0 | 0 | 0 | 3 | -7 | 12 |
| 02/23/23 | DEN | S | 29:53 | 6 | 10 | .600 | 0 | 0 | .000 | 2 | 2 | 1.000 | 5 | 8 | 13 | 2 | 1 | 0 | 1 | 3 | -6 | 14 |
| 02/24/23 | at ATL | S | 29:28 | 4 | 8 | .500 | 0 | 0 | .000 | 6 | 6 | 1.000 | 3 | 6 | 9 | 0 | 0 | 2 | 0 | 2 | -23 | 14 |
| 02/26/23 | TOR | S | 32:47 | 10 | 13 | .769 | 0 | 1 | .000 | 3 | 3 | 1.000 | 3 | 8 | 11 | 1 | 0 | 0 | 2 | 0 | 19 | 23 |
| 03/01/23 | at BOS | S | 39:28 | 2 | 5 | .400 | 0 | 0 | .000 | 1 | 2 | .500 | 2 | 5 | 7 | 1 | 3 | 2 | 0 | 1 | -3 | 5 |
| 03/04/23 | DET | S | 25:47 | 6 | 9 | .667 | 0 | 0 | .000 | 3 | 5 | .600 | 1 | 4 | 5 | 0 | 2 | 0 | 1 | 3 | 24 | 15 |
| 03/06/23 | BOS | S | 25:38 | 2 | 5 | .400 | 0 | 0 | .000 | 0 | 0 | .000 | 0 | 6 | 6 | 3 | 0 | 0 | 0 | 3 | -8 | 4 |
| 03/08/23 | at MIA | S | 32:45 | 7 | 10 | .700 | 0 | 0 | .000 | 1 | 2 | .500 | 3 | 9 | 12 | 2 | 1 | 1 | 1 | 4 | 5 | 15 |
| 03/10/23 | at MIA | S | 34:11 | 2 | 5 | .400 | 0 | 0 | .000 | 2 | 2 | 1.000 | 4 | 9 | 13 | 4 | 1 | 4 | 1 | 1 | 8 | 6 |
| 03/12/23 | at CHA | | | | | | | | | | | | | | | | | | | | | |
| 03/14/23 | at CHA | | | | | | | | | | | | | | | | | | | | | |
| 03/15/23 | PHI | | | | | | | | | | | | | | | | | | | | | |
| 03/17/23 | WAS | | | | | | | | | | | | | | | | | | | | | |
| 03/21/23 | at BKN | S | 35:05 | 5 | 11 | .455 | 0 | 0 | .000 | 2 | 3 | .667 | 8 | 6 | 14 | 1 | 0 | 2 | 1 | 5 | 1 | 12 |
| 03/23/23 | at BKN | S | 29:34 | 5 | 9 | .556 | 0 | 0 | .000 | 2 | 2 | 1.000 | 5 | 5 | 10 | 2 | 1 | 1 | 2 | 3 | 1 | 12 |
| 03/26/23 | HOU | S | 35:41 | 8 | 11 | .727 | 0 | 0 | .000 | 8 | 8 | 1.000 | 6 | 8 | 14 | 2 | 1 | 3 | 0 | 1 | 19 | 24 |
| 03/28/23 | at ATL | | | | | | | | | | | | | | | | | | | | | |
| 03/31/23 | NYK | | | | | | | | | | | | | | | | | | | | | |
| 04/02/23 | IND | S | 26:35 | 6 | 9 | .667 | 0 | 0 | .000 | 3 | 6 | .500 | 4 | 3 | 7 | 1 | 1 | 0 | 1 | 1 | -2 | 15 |
| 04/04/23 | at ORL | S | 33:38 | 6 | 10 | .600 | 0 | 0 | .000 | 0 | 0 | .000 | 3 | 4 | 7 | 2 | 0 | 2 | 1 | | | |



MAMADI DIAKITE

MAH-mah-dee dee-ah-KEE-tay

Forward 21



3rd Season in the NBA

Prev.
Virginia

Height: 6-9
Weight: 224
Birthdate: 01/21/97
Country: Guinea



2022-23 SEASON:

- Appeared in 22 games (two starts) for Cleveland, averaging 2.6 points and 1.4 rebounds in 8.0 minutes
- Scored a season-high 13 points on 5-7 (.714) shooting from the field, eight rebounds, one steal and one block on April 6 at ORL.
- Contributed nine points, three assists, two rebounds, one steal and one block on April 9 vs. CHA.
- Appeared in 12 games (11 starts) in the NBA G League for the Cleveland Charge, averaging 16.8 points, 7.5 rebounds, 2.5 assists and 2.1 blocks in 31.7 minutes.

PLAYOFF CAREER:

In one postseason appearance with Milwaukee in 2021-21, appeared in seven games and was apart of the Bucks 2021 NBA Championship team.

| | 2022-23 HIGHS | CAREER HIGHS | POSTSEASON HIGHS |
|------------------------------|--------------------|--------------------|-------------------|
| Points | 13 at ORL 4/6/23 | 13 2 times | 5 vs. ATL 6/25/21 |
| Field Goals Made | 5 at ORL 4/6/23 | 5 at ORL 4/6/23 | 2 vs. ATL 6/25/21 |
| Field Goals Attempted | 7 at ORL 4/6/23 | 11 at CHI 5/16/21 | 3 2 times |
| Three Point Field Goals Made | 2 vs. PHI 11/30/22 | 2 vs. PHI 11/30/22 | 1 vs. ATL 6/25/21 |
| Three Point FG Attempted | 4 vs. PHI 11/30/22 | 4 vs. PHI 11/30/22 | 1 2 times |
| Free Throws Made | 2 at ORL 4/6/23 | 6 vs. CHA 4/9/21 | 2 at MIA 5/27/21 |
| Free Throws Attempted | 2 at ORL 4/6/23 | 8 at CHI 5/16/21 | 2 at MIA 5/27/21 |
| Offensive Rebounds | 2 2 times | 4 at DAL 2/2/22 | 1 vs. MIA 5/24/21 |
| Defensive Rebounds | 6 at ORL 4/6/23 | 8 at POR 2/4/22 | 2 2 times |
| Total Rebounds | 8 at ORL 4/6/23 | 10 at DAL 2/2/22 | 2 3 times |
| Assists | 3 vs. CHA 4/9/23 | 3 vs. CHA 4/9/23 | -- |
| Steals | 1 4 times | 2 2 times | 2 at MIA 5/27/21 |
| Blocks | 2 at DET 11/27/22 | 3 at POR 2/4/22 | 1 vs. MIA 5/24/21 |
| Minutes Played | 24 at ORL 4/6/23 | 38 at CHI 5/16/21 | 9 vs. ATL 6/25/21 |

Mamadi Diakite - NBA Regular Season Statistics

| SEASON | TEAM | GP | GS | MIN | FG | FGA | FG% | 3PM | 3PA | 3P% | FT | FTA | FT% | OR | DR | TOT | A | ST | TO | BS | PTS | PPG |
|----------------|------|-----------|-----------|-------------|------------|------------|-------------|------------|------------|-------------|------------|------------|-------------|------------|------------|------------|------------|------------|------------|------------|------------|------------|
| 2020-21 | MIL | 14 | 1 | 141 | 16 | 40 | .400 | 1 | 8 | .125 | 11 | 14 | .786 | 8 | 26 | 34 | 8 | 6 | 3 | 5 | 44 | 3.1 |
| 2021-22 | OKC | 13 | 3 | 188 | 25 | 47 | .532 | 0 | 5 | .000 | 6 | 11 | .545 | 17 | 42 | 59 | 2 | 5 | 7 | 9 | 56 | 4.3 |
| 2022-23 | CLE | 22 | 2 | 176 | 24 | 50 | .480 | 7 | 21 | .333 | 2 | 2 | 1.000 | 8 | 22 | 30 | 8 | 4 | 12 | 9 | 57 | 2.6 |
| TOTALS | | 49 | 6 | 503 | 65 | 137 | .474 | 8 | 34 | .235 | 19 | 27 | .704 | 33 | 90 | 123 | 18 | 15 | 22 | 23 | 157 | 3.2 |
| AVERAGE | | -- | -- | 10.3 | 1.3 | 2.8 | -- | 0.2 | 0.7 | -- | 0.4 | 0.6 | -- | 0.7 | 1.8 | 2.5 | 0.4 | 0.3 | 0.4 | 0.5 | 3.2 | -- |

Mamadi Diakite - NBA Postseason Statistics

| SEASON | TEAM | GP | GS | MIN | FG | FGA | FG% | 3PM | 3PA | 3P% | FT | FTA | FT% | OR | DR | TOT | A | ST | TO | BS | PTS | PPG |
|----------------|------|-----------|-----------|------------|------------|------------|-------------|------------|------------|-------------|------------|------------|--------------|------------|------------|------------|------------|------------|------------|------------|------------|------------|
| 2020-21 | MIL | 7 | 0 | 35 | 2 | 10 | .200 | 1 | 2 | .500 | 2 | 2 | 1.000 | 1 | 6 | 7 | 0 | 3 | 1 | 1 | 7 | 1.0 |
| TOTALS | | 7 | 0 | 35 | 2 | 10 | .200 | 1 | 2 | .500 | 2 | 2 | 1.000 | 1 | 6 | 7 | 0 | 3 | 1 | 1 | 7 | 1.0 |
| AVERAGE | | -- | -- | 5.0 | 0.3 | 1.4 | -- | 0.1 | 0.3 | -- | 0.3 | 0.3 | -- | 0.1 | 0.9 | 1.0 | 0.0 | 0.4 | 0.1 | 0.1 | 1.0 | -- |





2022-23 GAME-BY-GAME Regular Season STATISTICS (CLE)

| DATE | OPP | P/S | MIN | FG | FGA | FG% | 3PM | 3PA | 3P% | FT | FTA | FT% | OR | DR | TOT | A | ST | BS | TO | PF | +/- | PTS |
|----------|--------|------|-------|-----|-----|-------|-----|-----|-------|-----|-----|-------|-----------------------------|-----|-----|-----|-----|-----|-----|-----|-----|-----|
| 10/19/22 | at TOR | | | | | | | | | | | | Inactive - Not with Team | | | | | | | | | |
| 10/22/22 | at CHI | | | | | | | | | | | | Inactive - G League Two-Way | | | | | | | | | |
| 10/23/22 | WAS | | | | | | | | | | | | Inactive - Personal | | | | | | | | | |
| 10/26/22 | ORL | | | | | | | | | | | | [Did not play] | | | | | | | | | |
| 10/28/22 | at BOS | | | | | | | | | | | | Inactive - G League Two-Way | | | | | | | | | |
| 11/02/22 | BOS | | | | | | | | | | | | [Did not play] | | | | | | | | | |
| 11/04/22 | at DET | P | 5:09 | 1 | 1 | 1.000 | 0 | 0 | .000 | 0 | 0 | .000 | 0 | 2 | 2 | 0 | 1 | 0 | 0 | 1 | -1 | 2 |
| 11/06/22 | at LAL | | | | | | | | | | | | [Did not play] | | | | | | | | | |
| 11/07/22 | at LAC | | | | | | | | | | | | [Did not play] | | | | | | | | | |
| 11/09/22 | at SAC | | | | | | | | | | | | Inactive - G League Two-Way | | | | | | | | | |
| 11/11/22 | at GSW | | | | | | | | | | | | Inactive - G League Two-Way | | | | | | | | | |
| 11/13/22 | MIN | P | 02:34 | 0 | 2 | .000 | 0 | 2 | .000 | 0 | 0 | .000 | 0 | 0 | 0 | 0 | 0 | 0 | 0 | 1 | -9 | 0 |
| 11/16/22 | at MIL | P | 4:57 | 2 | 3 | .667 | 1 | 1 | 1.000 | 0 | 0 | .000 | 0 | 1 | 1 | 0 | 0 | 0 | 1 | 0 | 0 | 5 |
| 11/18/22 | CHA | | | | | | | | | | | | Inactive - G League Two-Way | | | | | | | | | |
| 11/20/22 | MIA | P | 5:31 | 1 | 1 | 1.000 | 0 | 0 | .000 | 0 | 0 | .000 | 0 | 0 | 0 | 0 | 0 | 0 | 0 | 1 | 0 | 2 |
| 11/21/22 | ATL | | | | | | | | | | | | [Did not play] | | | | | | | | | |
| 11/23/22 | POR | | | | | | | | | | | | Inactive - G League Two-Way | | | | | | | | | |
| 11/25/22 | at MIL | P | 3:03 | 2 | 2 | 1.000 | 1 | 1 | 1.000 | 0 | 0 | .000 | 0 | 0 | 0 | 0 | 0 | 0 | 0 | 0 | 7 | 5 |
| 11/27/22 | at DET | P | 13:35 | 2 | 3 | .667 | 0 | 1 | .000 | 0 | 0 | .000 | 1 | 1 | 2 | 0 | 0 | 2 | 2 | 2 | 5 | 4 |
| 11/28/22 | at TOR | | | | | | | | | | | | Inactive - G League Two-Way | | | | | | | | | |
| 11/30/22 | PHI | S | 22:35 | 2 | 5 | .400 | 2 | 4 | .500 | 0 | 0 | .000 | 0 | 4 | 4 | 2 | 1 | 0 | 2 | 3 | 16 | 6 |
| 12/02/22 | ORL | P | 11:48 | 0 | 2 | .000 | 0 | 2 | .000 | 0 | 0 | .000 | 0 | 0 | 0 | 0 | 0 | 1 | 0 | 1 | 8 | 0 |
| 12/06/22 | LAL | P | 1:43 | 0 | 0 | .000 | 0 | 0 | .000 | 0 | 0 | .000 | 0 | 0 | 0 | 0 | 0 | 1 | 0 | 0 | -1 | 0 |
| 12/09/22 | SAC | | | | | | | | | | | | [Did not play] | | | | | | | | | |
| 12/10/22 | OKC | | | | | | | | | | | | [Did not play] | | | | | | | | | |
| 12/12/22 | at SAS | | | | | | | | | | | | Inactive - G League Two-Way | | | | | | | | | |
| 12/14/22 | at DAL | | | | | | | | | | | | Inactive - G League Two-Way | | | | | | | | | |
| 12/16/22 | IND | | | | | | | | | | | | Inactive - G League Two-Way | | | | | | | | | |
| 12/17/22 | DAL | | | | | | | | | | | | Inactive - G League Two-Way | | | | | | | | | |
| 12/19/22 | UTA | | | | | | | | | | | | Inactive - G League Two-Way | | | | | | | | | |
| 12/21/22 | MIL | | | | | | | | | | | | [Did not play] | | | | | | | | | |
| 12/23/22 | TOR | | | | | | | | | | | | [Did not play] | | | | | | | | | |
| 12/26/22 | BKN | | | | | | | | | | | | [Did not play] | | | | | | | | | |
| 12/29/22 | at IND | | | | | | | | | | | | Inactive - G League Two-Way | | | | | | | | | |
| 12/31/22 | at CHI | P | 2:53 | 0 | 1 | .000 | 0 | 1 | .000 | 0 | 0 | .000 | 0 | 0 | 0 | 0 | 0 | 0 | 0 | 0 | -9 | 0 |
| 01/02/23 | CHI | | | | | | | | | | | | Inactive - G League Two-Way | | | | | | | | | |
| 01/04/23 | PHX | | | | | | | | | | | | Inactive - G League Two-Way | | | | | | | | | |
| 01/06/23 | at DEN | | | | | | | | | | | | Inactive - G League Two-Way | | | | | | | | | |
| 01/08/23 | at PHX | P | 2:39 | 1 | 1 | 1.000 | 0 | 0 | .000 | 0 | 0 | .000 | 0 | 0 | 0 | 0 | 0 | 0 | 1 | 0 | -8 | 2 |
| 01/10/23 | at UTA | | | | | | | | | | | | [Did not play] | | | | | | | | | |
| 01/12/23 | at POR | | | | | | | | | | | | Inactive - G League Two-Way | | | | | | | | | |
| 01/14/23 | at MIN | | | | | | | | | | | | Inactive - G League Two-Way | | | | | | | | | |
| 01/16/23 | NOP | | | | | | | | | | | | [Did not play] | | | | | | | | | |
| 01/18/23 | at MEM | | | | | | | | | | | | [Did not play] | | | | | | | | | |
| 01/20/23 | GSW | | | | | | | | | | | | [Did not play] | | | | | | | | | |
| 01/21/23 | MIL | | | | | | | | | | | | Inactive - G League Two-Way | | | | | | | | | |
| 01/24/23 | at NYK | | | | | | | | | | | | Inactive - G League Two-Way | | | | | | | | | |
| 01/26/23 | at HOU | P | 3:29 | 0 | 2 | .000 | 0 | 1 | .000 | 0 | 0 | .000 | 0 | 0 | 0 | 0 | 0 | 0 | 0 | 0 | -4 | 0 |
| 01/27/23 | at OKC | | | | | | | | | | | | [Did not play] | | | | | | | | | |
| 01/29/23 | LAC | | | | | | | | | | | | Inactive - G League Two-Way | | | | | | | | | |
| 01/31/23 | MIA | | | | | | | | | | | | Inactive - G League Two-Way | | | | | | | | | |
| 02/02/23 | MEM | | | | | | | | | | | | Inactive - G League Two-Way | | | | | | | | | |
| 02/05/23 | at IND | P | 2:24 | 0 | 0 | .000 | 0 | 0 | .000 | 0 | 0 | .000 | 0 | 0 | 0 | 0 | 0 | 0 | 0 | 0 | -5 | 0 |
| 02/06/23 | at WAS | P | 4:26 | 0 | 1 | .000 | 0 | 1 | .000 | 0 | 0 | .000 | 0 | 1 | 1 | 0 | 0 | 1 | 0 | 2 | 0 | 0 |
| 02/08/23 | DET | | | | | | | | | | | | [Did not play] | | | | | | | | | |
| 02/10/23 | at NOP | | | | | | | | | | | | Inactive - G League Two-Way | | | | | | | | | |
| 02/11/23 | CHI | | | | | | | | | | | | [Did not play] | | | | | | | | | |
| 02/13/23 | SAS | | | | | | | | | | | | [Did not play] | | | | | | | | | |
| 02/15/23 | at PHI | | | | | | | | | | | | Inactive - G League Two-Way | | | | | | | | | |
| 02/23/23 | DEN | | | | | | | | | | | | Inactive - G League Two-Way | | | | | | | | | |
| 02/24/23 | at ATL | | | | | | | | | | | | Inactive - G League Two-Way | | | | | | | | | |
| 02/26/23 | TOR | | | | | | | | | | | | Inactive - G League Two-Way | | | | | | | | | |
| 03/01/23 | at BOS | | | | | | | | | | | | Inactive - G League Two-Way | | | | | | | | | |
| 03/04/23 | DET | | | | | | | | | | | | Inactive - G League Two-Way | | | | | | | | | |
| 03/06/23 | BOS | | | | | | | | | | | | Inactive - G League Two-Way | | | | | | | | | |
| 03/08/23 | at MIA | | | | | | | | | | | | Inactive - G League Two-Way | | | | | | | | | |
| 03/10/23 | at MIA | | | | | | | | | | | | Inactive - G League Two-Way | | | | | | | | | |
| 03/12/23 | at CHA | | | | | | | | | | | | Inactive - G League Two-Way | | | | | | | | | |
| 03/14/23 | at CHA | | | | | | | | | | | | [Did not play] | | | | | | | | | |
| 03/15/23 | PHI | P | 09:06 | 1 | 2 | .500 | 0 | 0 | .000 | 0 | 0 | .000 | 1 | 0 | 1 | 0 | 0 | 0 | 0 | 0 | 8 | 2 |
| 03/17/23 | WAS | P | 12:29 | 1 | 5 | .200 | 0 | 0 | .000 | 0 | 0 | .000 | 1 | 4 | 5 | 2 | 0 | 1 | 2 | 5 | 7 | 2 |
| 03/21/23 | at BKN | | | | | | | | | | | | [Did not play] | | | | | | | | | |
| 03/23/23 | at BKN | | | | | | | | | | | | [Did not play] | | | | | | | | | |
| 03/26/23 | HOU | P | 2:21 | 1 | 1 | 1.000 | 1 | 1 | 1.000 | 0 | 0 | .000 | 1 | 0 | 1 | 0 | 0 | 0 | 0 | 0 | 1 | 3 |
| 03/28/23 | at ATL | P | 12:40 | 1 | 3 | .333 | 0 | 1 | .000 | 0 | 0 | .000 | 0 | 1 | 1 | 0 | 0 | 0 | 0 | 1 | -17 | 2 |
| 03/31/23 | NYK | | | | | | | | | | | | [Did not play] | | | | | | | | | |
| 04/02/23 | IND | | | | | | | | | | | | [Did not play] | | | | | | | | | |
| 04/04/23 | at ORL | | | | | | | | | | | | [Did not play] | | | | | | | | | |
| 04/06/23 | at ORL | P | 23:37 | 5 | 7 | .714 | 1 | 2 | .500 | 2 | 2 | 1.000 | 2 | 6 | 8 | 1 | 1 | 1 | 3 | 5 | 9 | 13 |
| 04/09/23 | CHA | P | 17:09 | 4 | 6 | .667 | 1 | 2 | .500 | 0 | 0 | .000 | 0 | 2 | 2 | 3 | 1 | 1 | 1 | 2 | -2 | 9 |
| 2022 | TTL | 20-1 | 154 | 24 | 48 | .500 | 7 | 20 | .350 | 2 | 2 | 1.000 | 6 | 22 | 28 | 8 | 4 | 8 | 12 | 24 | 5 | 57 |
| 2022 | AVG | -- | 7.7 | 1.2 | 2.4 | -- | 0.3 | 1.0 | -- | 0.1 | 0.1 | -- | 0.3 | 1.1 | 1.4 | 0.4 | 0.2 | 0.4 | 0.6 | 1.2 | 0.2 | 2.9 |



DARIUS GARLAND

Guard 10



4th Season in the NBA

Prev.
Vanderbilt

Height: 6-1
Weight: 186
Birthdate: 01/26/00
Country: USA



2022-23 SEASON:

- Appeared in 69 games (all starts) with Cleveland.
- Averaged 21.6 points, 7.8 assists, 2.7 rebounds and 1.23 steals in 35.5 minutes.
- Recorded 10+ points in 67 games, 20+ points on 39 occasions, 30+ points on eight occasions, 40+ points on three occasions and 50+ points in one game.
- Finished the season as one of five players in Cavaliers history to finish with 150+ triples on .410+ 3FG%, joining Wesley Person (1997-98), Mo Williams (2 times), Kyle Korver (2017-18) and Kyrie Irving (2014-15).
- Tallied 18 double-doubles (Cleveland was 14-4 in those games) as well as 10 games with 20+ points and 10+ assists.
- Became the second aged 23 or younger to record back-to-back seasons averaging 20.0+ PPG (LeBron James, Kyrie Irving, Collin Sexton).
- Tallied 10+ assists 18 times, including a season-high 14 assists on Jan. 18 at MEM.
- Finished with a **career-high 51 points** on 16-30 (.533) shooting from the field, including 10-14 (.714) shooting from beyond the arc, a team-high six assists, two rebounds and one steal in 40 minutes on Nov. 13 vs. MIN. **His 10 three-pointers were a career-high** and he became the third Cavs player in team history with 10+ threes in a game (Kyrie Irving, 11-19 3FG on Jan. 28, 2015 vs. POR and C.J. Miles, 10-14 3FG on Jan. 7, 2014 vs. PHI). Garland scored a career-high 27 of his points in the 4th quarter, including 6-10 (.600) shooting from beyond the arc, marking the 2nd time scoring 20+ points in a quarter for his career. **His 27 fourth quarter points were the most points in a 4th quarter in team history** and the 2nd-most points in any quarter by a Cavs player in team history (Kevin Love, 34 PTS in 1st. Q on Nov. 23, 2016).
- Recorded a game-high 32 points on 11-19 (.578) shooting from the field, including 4-6 (.667) shooting from beyond the arc, a game-high 11 assists and two rebounds in 33 minutes of play on Feb. 2 vs. MEM. **It was his third game of the season with 30+ PTS and 10+ AST.**
- Tallied his 10th double-double of the season with a game-high 30 points, including shooting 5-10 (.500) from beyond the arc, a game-high 11 assists, six rebounds and one steal in 40 minutes on Jan. 16 vs. NOP. **It was the first time in his career recording 30+ points, 10+ assists and 5+ rebounds.** Garland scored 25 of his points in the second half on 7-14 (.500) shooting from the field and 4-6 (.667) shooting from beyond the arc, marking the fourth time in his career with 25+ points in a half.
- Finished with a game-high 46 points on 14-20 (.700), including 5-7 (.714) shooting from beyond the arc, a team-high eight assists, three rebounds and one steal in 40 minutes of play on Dec. 26 vs. BKN. He also made a season-high 13 free throws, the second-highest free throw makes in his career (15 FTM on March 11, 2022 at MIA). **It was his fourth career 40-point game.** Garland became just the third player in Cavaliers history to finish with 40+ PTS, 8+ AST and a .700+ FG%, joining LeBron James and Ron Harper. **He was just the 10th player in NBA history to finish with 40+ PTS, 8+ AST and 5+ 3FGM on .700+ FG% in a game.**
- Tallied a game-high 41 points on 16-26 (.615) shooting from the field, a game-high tying six assists, a **career-high five steals** and one block in a career-high 48 minutes. **Garland became the second Cavs player in team history to record 40+ PTS, 5+ AST and 5+ STL (LeBron James – 47 PTS, 8 AST, 5 STL on Feb. 6, 2010 vs. NYK).**
- Chipped in his first double-double of the season with a team-high 29 points, including 5-11 (.454) shooting from beyond the arc, a game-high 12 assists, five rebounds, three assists and a game-high three steals in 42 minutes. He scored **14 of his points in the first quarter, marking his career-high for points in an opening quarter** (4-6 FG, 3-3 3FG). It was the fourth game in his career he has recorded 25+ PTS, 10+ AST and 3+ STL.
- Tallied 24 PTS, including 7-7 shooting from the free throw line and a team-high 7 AST in 39 minutes. on Nov. 6 at LAL. **Garland scored 21 of his points in the first half, marking his career-high for points in an opening half.**

LAST SEASON'S PLAY-IN TOURNAMENT:

In one **NBA Play-In Tournament** appearance with Cleveland (2022), holds play-in averages of 27.5 points, 7.0 assists, 2.0 rebounds and 2.5 steals in 41.0 minutes per contest in two play-in games (both starts).

| | 2022-23 HIGHS | | | | | CAREER HIGHS | | | | | POSTSEASON HIGHS | | | | |
|------------------------------|---------------------|--|--|--|--|---------------------|--|--|--|--|-------------------|--|--|--|--|
| Points | 51 vs. MIN 11/13/22 | | | | | 51 vs. MIN 11/13/22 | | | | | 34 at BKN 4/12/22 | | | | |
| Field Goals Made | 16 2 times | | | | | 16 2 times | | | | | 13 at BKN 4/12/22 | | | | |
| Field Goals Attempted | 31 vs. MIN 11/13/22 | | | | | 31 vs. MIN 11/13/22 | | | | | 24 at BKN 4/12/22 | | | | |
| Three Point Field Goals Made | 10 vs. MIN 11/13/22 | | | | | 10 vs. MIN 11/13/22 | | | | | 3 at BKN 4/12/22 | | | | |
| Three Point FG Attempted | 15 vs. MIN 11/13/22 | | | | | 15 vs. MIN 11/13/22 | | | | | 6 at BKN 4/12/22 | | | | |
| Free Throws Made | 13 vs. BKN 12/26/22 | | | | | 15 at MIA 3/11/22 | | | | | 5 at BKN 4/12/22 | | | | |
| Free Throws Attempted | 15 vs. BKN 12/26/22 | | | | | 16 at MIA 3/11/22 | | | | | 6 at BKN 4/12/22 | | | | |
| Offensive Rebounds | 2 5 times | | | | | 3 2 times | | | | | -- | | | | |
| Defensive Rebounds | 7 vs. DAL 12/17/22 | | | | | 10 at UTA 1/12/22 | | | | | 1 at BKN 4/12/22 | | | | |
| Total Rebounds | 7 2 times | | | | | 10 at UTA 1/12/22 | | | | | 1 at BKN 4/12/22 | | | | |
| Assists | 14 at MEM 1/18/23 | | | | | 19 at PHI 3/4/22 | | | | | 5 at BKN 4/12/22 | | | | |
| Steals | 5 vs. CHA 11/18/22 | | | | | 5 vs. CHA 11/18/22 | | | | | 2 at BKN 4/12/22 | | | | |
| Blocks | 2 vs. TOR 2/26/23 | | | | | 2 vs. TOR 2/26/23 | | | | | -- | | | | |
| Minutes Played | 48 vs. CHA 11/18/22 | | | | | 48 vs. CHA 11/18/22 | | | | | 39 at BKN 4/12/22 | | | | |

Darius Garland - NBA Regular Season Statistics

| SEASON | TEAM | GP | GS | MIN | FG | FGA | FG% | 3PM | 3PA | 3P% | FT | FTA | FT% | OR | DR | TOT | A | ST | TO | BS | PTS | PPG |
|---------|------|-----|-----|-------|-------|-------|------|-----|-------|------|-----|-----|------|-----|-----|-----|-------|-----|-----|-----|-------|------|
| 2019-20 | CLE | 59 | 59 | 1,824 | 280 | 699 | .401 | 105 | 296 | .355 | 63 | 72 | .875 | 27 | 84 | 111 | 229 | 42 | 151 | 4 | 728 | 12.3 |
| 2020-21 | CLE | 54 | 50 | 1,790 | 362 | 802 | .451 | 105 | 266 | .395 | 112 | 132 | .848 | 23 | 106 | 129 | 329 | 66 | 164 | 6 | 941 | 17.4 |
| 2021-22 | CLE | 68 | 68 | 2,430 | 542 | 1,173 | .462 | 174 | 454 | .383 | 215 | 241 | .892 | 39 | 185 | 224 | 583 | 89 | 248 | 7 | 1,473 | 21.7 |
| 2022-23 | CLE | 69 | 69 | 2,447 | 522 | 1,129 | .462 | 169 | 412 | .410 | 277 | 321 | .863 | 28 | 157 | 185 | 538 | 85 | 199 | 9 | 1,490 | 21.6 |
| TOTALS | | 250 | 246 | 8,489 | 1,706 | 3,803 | .449 | 553 | 1,428 | .387 | 667 | 766 | .871 | 117 | 532 | 649 | 1,679 | 282 | 762 | 26 | 4,632 | 18.5 |
| AVERAGE | | -- | -- | 34.0 | 6.8 | 15.2 | -- | 2.2 | 5.7 | -- | 2.7 | 3.1 | -- | 0.5 | 2.1 | 2.6 | 6.7 | 1.1 | 3.0 | 0.1 | 18.5 | -- |



2022-23 GAME-BY-GAME Regular Season STATISTICS (CLE)

| DATE | OPP | P/S | MIN | FG | FGA | FG% | 3PM | 3PA | 3P% | FT | FTA | FT% | OR | DR | TOT | A | ST | BS | TO | PF | +/- | PTS |
|----------|--------|-----|-------|----|-----|------|-----|-----|-------|----|-----|-------|-------------------|----|-----|----|----|----|----|----|-----|-----|
| 10/19/22 | at TOR | S | 13:18 | 2 | 8 | .250 | 0 | 1 | .000 | 0 | 0 | .000 | 0 | 1 | 1 | 3 | 2 | 1 | 5 | 1 | -10 | 4 |
| 10/22/22 | at CHI | | | | | | | | | | | | Inactive - Injury | | | | | | | | | |
| 10/23/22 | WAS | | | | | | | | | | | | Inactive - Injury | | | | | | | | | |
| 10/26/22 | ORL | | | | | | | | | | | | Inactive - Injury | | | | | | | | | |
| 10/28/22 | at BOS | | | | | | | | | | | | Inactive - Injury | | | | | | | | | |
| 11/02/22 | BOS | S | 42:22 | 9 | 20 | .450 | 5 | 11 | .455 | 6 | 7 | .857 | 0 | 5 | 5 | 12 | 3 | 0 | 1 | 3 | 10 | 29 |
| 11/04/22 | at DET | | | | | | | | | | | | Inactive - Injury | | | | | | | | | |
| 11/06/22 | at LAL | S | 38:57 | 7 | 18 | .389 | 3 | 9 | .333 | 7 | 7 | 1.000 | 1 | 3 | 4 | 7 | 0 | 0 | 5 | 4 | 6 | 24 |
| 11/07/22 | at LAC | S | 37:48 | 8 | 17 | .471 | 2 | 9 | .222 | 1 | 3 | .333 | 1 | 0 | 1 | 12 | 1 | 0 | 5 | 1 | -2 | 19 |
| 11/09/22 | at SAC | S | 33:34 | 1 | 9 | .111 | 1 | 4 | .250 | 3 | 4 | .750 | 0 | 0 | 0 | 8 | 0 | 0 | 4 | 3 | -6 | 6 |
| 11/11/22 | at GSW | S | 36:00 | 5 | 19 | .263 | 1 | 5 | .200 | 4 | 4 | 1.000 | 1 | 2 | 3 | 8 | 2 | 0 | 0 | 3 | -3 | 15 |
| 11/13/22 | MIN | S | 40:01 | 16 | 31 | .516 | 10 | 15 | .667 | 9 | 13 | .692 | 1 | 1 | 2 | 6 | 2 | 0 | 2 | 3 | 6 | 51 |
| 11/16/22 | at MIL | S | 34:47 | 8 | 20 | .400 | 5 | 9 | .556 | 2 | 3 | .667 | 0 | 4 | 4 | 8 | 1 | 1 | 1 | 1 | -1 | 23 |
| 11/18/22 | CHA | S | 48:14 | 16 | 26 | .615 | 3 | 8 | .375 | 6 | 8 | .750 | 0 | 1 | 1 | 6 | 5 | 1 | 8 | 5 | 23 | 41 |
| 11/20/22 | MIA | S | 27:53 | 7 | 12 | .583 | 4 | 7 | .571 | 7 | 7 | 1.000 | 0 | 2 | 2 | 7 | 0 | 0 | 5 | 2 | 12 | 25 |
| 11/21/22 | ATL | S | 38:06 | 9 | 14 | .643 | 2 | 4 | .500 | 6 | 6 | 1.000 | 0 | 0 | 0 | 9 | 1 | 0 | 8 | 1 | 8 | 26 |
| 11/23/22 | POR | S | 35:35 | 9 | 19 | .474 | 4 | 9 | .444 | 2 | 2 | 1.000 | 0 | 0 | 0 | 12 | 0 | 0 | 2 | 1 | 26 | 24 |
| 11/25/22 | at MIL | S | 38:06 | 7 | 18 | .389 | 1 | 5 | .200 | 5 | 5 | 1.000 | 0 | 4 | 4 | 3 | 0 | 0 | 2 | 3 | -26 | 20 |
| 11/27/22 | at DET | S | 40:12 | 4 | 19 | .211 | 0 | 5 | .000 | 11 | 12 | .917 | 0 | 3 | 3 | 10 | 0 | 0 | 2 | 1 | 1 | 19 |
| 11/28/22 | at TOR | S | 33:07 | 7 | 11 | .636 | 2 | 5 | .400 | 2 | 2 | 1.000 | 1 | 3 | 4 | 10 | 3 | 1 | 2 | 3 | -8 | 18 |
| 11/30/22 | PHI | S | 32:02 | 9 | 16 | .563 | 3 | 4 | .750 | 0 | 0 | .000 | 0 | 2 | 2 | 9 | 0 | 0 | 2 | 1 | 24 | 21 |
| 12/02/22 | ORL | S | 36:44 | 6 | 15 | .400 | 2 | 6 | .333 | 4 | 4 | 1.000 | 0 | 1 | 1 | 6 | 1 | 0 | 1 | 0 | -5 | 18 |
| 12/06/22 | LAL | S | 37:52 | 8 | 18 | .444 | 1 | 6 | .167 | 4 | 4 | 1.000 | 1 | 2 | 3 | 11 | 1 | 0 | 1 | 2 | 22 | 21 |
| 12/09/22 | SAC | S | 35:00 | 7 | 17 | .412 | 3 | 7 | .429 | 1 | 1 | 1.000 | 0 | 2 | 2 | 6 | 2 | 0 | 6 | 2 | -13 | 18 |
| 12/10/22 | OKC | S | 33:59 | 3 | 9 | .333 | 1 | 4 | .250 | 6 | 6 | 1.000 | 0 | 3 | 3 | 8 | 2 | 0 | 6 | 1 | 9 | 13 |
| 12/12/22 | at SAS | S | 39:12 | 7 | 22 | .318 | 1 | 6 | .167 | 3 | 3 | 1.000 | 2 | 5 | 7 | 9 | 1 | 0 | 4 | 2 | 10 | 18 |
| 12/14/22 | at DAL | S | 34:22 | 4 | 11 | .364 | 1 | 3 | .333 | 3 | 3 | 1.000 | 0 | 2 | 2 | 6 | 2 | 0 | 0 | 2 | 5 | 12 |
| 12/16/22 | IND | S | 35:30 | 5 | 11 | .455 | 2 | 4 | .500 | 8 | 8 | 1.000 | 2 | 4 | 6 | 10 | 2 | 0 | 3 | 2 | 11 | 20 |
| 12/17/22 | DAL | S | 43:51 | 8 | 18 | .444 | 1 | 6 | .167 | 1 | 2 | .500 | 0 | 7 | 7 | 12 | 4 | 1 | 0 | 3 | 14 | 18 |
| 12/19/22 | UTA | S | 30:06 | 7 | 11 | .636 | 2 | 4 | .500 | 1 | 1 | 1.000 | 0 | 1 | 1 | 8 | 0 | 0 | 6 | 2 | 25 | 17 |
| 12/21/22 | MIL | S | 36:52 | 9 | 19 | .474 | 2 | 5 | .400 | 3 | 4 | .750 | 1 | 3 | 4 | 2 | 1 | 0 | 4 | 4 | 4 | 23 |
| 12/23/22 | TOR | S | 30:32 | 6 | 13 | .462 | 2 | 5 | .400 | 3 | 3 | 1.000 | 0 | 1 | 1 | 8 | 1 | 0 | 5 | 3 | -12 | 17 |
| 12/26/22 | BKN | S | 39:42 | 14 | 20 | .700 | 5 | 7 | .714 | 13 | 15 | .867 | 1 | 2 | 3 | 8 | 1 | 0 | 1 | 1 | 6 | 46 |
| 12/29/22 | at IND | S | 35:19 | 8 | 11 | .727 | 2 | 3 | .667 | 0 | 2 | .000 | 1 | 0 | 1 | 8 | 0 | 0 | 1 | 1 | -12 | 18 |
| 12/31/22 | at CHI | | | | | | | | | | | | Inactive - Injury | | | | | | | | | |
| 01/02/23 | CHI | | | | | | | | | | | | Inactive - Injury | | | | | | | | | |
| 01/04/23 | PHX | | | | | | | | | | | | Inactive - Injury | | | | | | | | | |
| 01/06/23 | at DEN | S | 33:03 | 8 | 20 | .400 | 1 | 6 | .167 | 4 | 6 | .667 | 1 | 3 | 4 | 8 | 0 | 0 | 1 | 3 | -15 | 21 |
| 01/08/23 | at PHX | S | 34:33 | 8 | 17 | .471 | 2 | 5 | .400 | 4 | 5 | .800 | 0 | 2 | 2 | 7 | 2 | 0 | 2 | 1 | 22 | 22 |
| 01/10/23 | at UTA | S | 38:23 | 8 | 18 | .444 | 1 | 4 | .250 | 4 | 4 | 1.000 | 0 | 5 | 5 | 6 | 0 | 0 | 4 | 3 | 5 | 21 |
| 01/12/23 | at POR | S | 33:11 | 5 | 12 | .417 | 2 | 3 | .667 | 8 | 10 | .800 | 0 | 2 | 2 | 10 | 0 | 0 | 4 | 4 | 7 | 20 |
| 01/14/23 | at MIN | S | 34:38 | 6 | 11 | .545 | 1 | 3 | .333 | 2 | 2 | 1.000 | 0 | 3 | 3 | 4 | 0 | 0 | 4 | 2 | -4 | 15 |
| 01/16/23 | NOP | S | 40:26 | 9 | 22 | .409 | 5 | 10 | .500 | 7 | 7 | 1.000 | 2 | 4 | 6 | 11 | 1 | 0 | 2 | 2 | 16 | 30 |
| 01/18/23 | at MEM | S | 38:43 | 7 | 17 | .412 | 5 | 11 | .455 | 5 | 6 | .833 | 0 | 5 | 5 | 14 | 2 | 0 | 2 | 3 | 10 | 24 |
| 01/20/23 | GSW | S | 40:07 | 10 | 25 | .400 | 3 | 11 | .273 | 8 | 8 | 1.000 | 0 | 2 | 2 | 9 | 2 | 0 | 4 | 0 | 0 | 31 |
| 01/21/23 | MIL | S | 35:32 | 9 | 16 | .563 | 1 | 3 | .333 | 2 | 2 | 1.000 | 1 | 2 | 3 | 10 | 2 | 0 | 1 | 2 | 19 | 21 |
| 01/24/23 | at NYK | S | 34:48 | 6 | 17 | .353 | 2 | 6 | .333 | 8 | 10 | .800 | 1 | 3 | 4 | 6 | 2 | 0 | 1 | 0 | 20 | 22 |
| 01/26/23 | at HOU | S | 32:53 | 9 | 16 | .563 | 5 | 8 | .625 | 3 | 3 | 1.000 | 2 | 2 | 4 | 9 | 3 | 0 | 1 | 1 | 17 | 26 |
| 01/27/23 | at OKC | S | 37:18 | 10 | 23 | .435 | 3 | 8 | .375 | 8 | 10 | .800 | 0 | 2 | 2 | 13 | 4 | 0 | 2 | 2 | -10 | 31 |
| 01/29/23 | LAC | S | 22:37 | 5 | 7 | .714 | 2 | 3 | .667 | 4 | 4 | 1.000 | 0 | 2 | 2 | 10 | 0 | 0 | 1 | 0 | 27 | 16 |
| 01/31/23 | MIA | S | 30:50 | 7 | 13 | .538 | 2 | 7 | .286 | 0 | 0 | .000 | 0 | 1 | 1 | 5 | 1 | 0 | 3 | 5 | 6 | 16 |
| 02/02/23 | MEM | S | 33:06 | 11 | 19 | .579 | 4 | 6 | .667 | 6 | 6 | 1.000 | 0 | 2 | 2 | 11 | 0 | 0 | 4 | 2 | 15 | 32 |
| 02/05/23 | at IND | S | 34:57 | 8 | 13 | .615 | 4 | 6 | .667 | 4 | 4 | 1.000 | 1 | 2 | 3 | 6 | 0 | 0 | 1 | 3 | 25 | 24 |
| 02/06/23 | at WAS | S | 28:22 | 9 | 15 | .600 | 5 | 9 | .556 | 0 | 2 | .000 | 0 | 2 | 2 | 5 | 3 | 0 | 3 | 1 | 18 | 23 |
| 02/08/23 | DET | | | | | | | | | | | | Inactive - Injury | | | | | | | | | |
| 02/10/23 | at NOP | S | 22:58 | 4 | 6 | .667 | 2 | 3 | .667 | 1 | 2 | .500 | 1 | 1 | 2 | 7 | 0 | 0 | 3 | 3 | 15 | 11 |
| 02/11/23 | CHI | S | 37:13 | 6 | 14 | .429 | 3 | 6 | .500 | 4 | 4 | 1.000 | 0 | 2 | 2 | 7 | 0 | 0 | 5 | 4 | 1 | 19 |
| 02/13/23 | SAS | S | 29:51 | 7 | 13 | .538 | 0 | 4 | .000 | 2 | 2 | 1.000 | 0 | 2 | 2 | 7 | 0 | 0 | 6 | 4 | -8 | 16 |
| 02/15/23 | at PHI | S | 42:31 | 10 | 14 | .714 | 3 | 3 | 1.000 | 4 | 6 | .667 | 0 | 2 | 2 | 6 | 3 | 0 | 1 | 4 | -10 | 27 |
| 02/23/23 | DEN | S | 36:48 | 7 | 20 | .350 | 1 | 6 | .167 | 7 | 8 | .875 | 0 | 1 | 1 | 5 | 2 | 0 | 2 | 2 | -12 | 22 |
| 02/24/23 | ATL | S | 31:00 | 11 | 19 | .579 | 4 | 8 | .500 | 7 | 7 | 1.000 | 0 | 0 | 0 | 2 | 2 | 0 | 3 | 1 | -10 | 33 |
| 02/26/23 | TOR | S | 34:21 | 6 | 12 | .500 | 3 | 4 | .750 | 3 | 3 | 1.000 | 1 | 2 | 3 | 11 | 0 | 2 | 0 | 1 | 39 | 18 |
| 03/01/23 | at BOS | S | 40:46 | 12 | 21 | .571 | 5 | 9 | .556 | 0 | 3 | .000 | 0 | 3 | 3 | 9 | 4 | 0 | 4 | 2 | 1 | 29 |
| 03/04/23 | DET | S | 23:48 | 8 | 11 | .727 | 5 | 6 | .833 | 0 | 0 | .000 | 1 | 2 | 3 | 7 | 2 | 0 | 2 | 4 | 20 | 21 |
| 03/06/23 | BOS | S | 42:24 | 6 | 18 | .333 | 2 | 7 | .286 | 3 | 4 | .750 | 0 | 5 | 5 | 12 | 1 | 0 | 3 | 2 | 17 | 17 |
| 03/08/23 | at MIA | S | 38:59 | 8 | 16 | .500 | 3 | 6 | .500 | 6 | 6 | 1.000 | 0 | 0 | 0 | 7 | 2 | 0 | 3 | 5 | 8 | 25 |
| 03/10/23 | at MIA | | | | | | | | | | | | Inactive - Injury | | | | | | | | | |
| 03/12/23 | at CHA | S | 38:31 | 8 | 20 | .400 | 2 | 10 | .200 | 10 | 13 | .769 | 0 | 6 | 6 | 6 | 1 | 0 | 4 | 1 | 22 | 28 |
| 03/14/23 | at CHA | S | 27:48 | 7 | 15 | .467 | 2 | 4 | .500 | 3 | 5 | .600 | 0 | 3 | 3 | 7 | 1 | 0 | 2 | 1 | 14 | 19 |
| 03/15/23 | PHI | S | 36:08 | 6 | 17 | .353 | 1 | 7 | .143 | 2 | 2 | 1.000 | 0 | 2 | 2 | 5 | 0 | 0 | 4 | 3 | -11 | 15 |
| 03/17/23 | WAS | S | 37:09 | 11 | 19 | .579 | 1 | 5 | .200 | 1 | 1 | 1.000 | 2 | 2 | 4 | 9 | 0 | 0 | 1 | 0 | 21 | 24 |
| 03/21/23 | at BKN | S | 31:59 | 7 | 13 | .538 | 1 | 3 | .333 | 2 | 2 | 1.000 | 0 | 1 | 1 | 6 | 1 | 0 | 5 | 1 | -5 | 17 |
| 03/23/23 | at BKN | S | 39:26 | 4 | 16 | .250 | 2 | 6 | .333 | 3 | 3 | 1.000 | 0 | 1 | 1 | 8 | 3 | 0 | 3 | 2 | 15 | 13 |
| 03/26/23 | HOU | S | 37:37 | 6 | 16 | .375 | 1 | 4 | .250 | 4 | 4 | 1.000 | 1 | 3 | 4 | 8 | 0 | 0 | 1 | 4 | 21 | 17 |
| 03/28/23 | at ATL | S | 41:25 | 10 | 22 | .455 | 1 | 6 | .167 | 6 | 6 | 1.000 | 0 | 2 | 2 | 5 | 0 | 1 | 4 | 4 | 8 | 27 |
| 03/31/23 | NYK | S | 37:56 | 8 | 19 | .421 | 2 | 4 | .500 | 2 | 2 | 1.000 | 0 | 3 | 3 | 9 | 0 | 0 | 2 | 2 | -10 | 20 |
| 04/02/2 | | | | | | | | | | | | | | | | | | | | | | |

DANNY GREEN


Forward 14



14th Season in the NBA

Height: 6-6
Weight: 215
Birthdate: 06/22/87

Prev.
North Carolina



2022-23 SEASON:

- Appeared in 11 games this season, including three with the Memphis Grizzlies and eight games with Cleveland. In his eight games with the Cavs, averaged 6.5 points and 1.2 rebounds in 11.8 minutes. He also shot 13-29 (.448) from beyond the arc in his eight games with the Cavs.
- Recorded a season-high 21 points on 8-14 (.571) shooting from the field, including 5-9 (.556) shooting from beyond the arc, three assists, three rebounds, three steals and one block in 26 minutes off the bench on April 6 at ORL.

PLAYOFF CAREER:

Three-time NBA champion has competed in 165 postseason games (159 starts) with the San Antonio Spurs, Toronto Raptors, Los Angeles Lakers and Philadelphia 76ers... Has averaged 8.1 points, 3.2 rebounds, 1.2 assists and 1.05 steals in 25.6 minutes while shooting 40.5% from the field, 38.9% from 3-point range and 74.5% from the free throw line... Has won NBA championships with the Spurs (2014), Raptors (2019) and Lakers (2020)... One of four players in NBA history to win championships with three different franchises (Robert Horry, LeBron James, John Salley)... One of two players (LeBron James) to do so as a full-time member of the starting lineup during each championship run... Has made the NBA Playoffs 12 times in his 13-year career (every year after his rookie season)... Ranks ninth in NBA history in postseason 3-pointers made (314) and 30th in postseason games played... Has scored in double figures 63 times, including seven games with at least 20 points.

| | 2022-23 HIGHS | CAREER HIGHS | POSTSEASON HIGHS |
|------------------------------|-------------------|---------------------|--------------------|
| Points | 21 at ORL 4/6/23 | 33 vs. PHX 4/11/14 | 27 vs. MIA 6/11/13 |
| Field Goals Made | 8 at ORL 4/6/23 | 12 vs. PHX 4/11/14 | 9 2 times |
| Field Goals Attempted | 14 at ORL 4/6/23 | 25 vs. MIA 1/12/21 | 15 2 times |
| Three Point Field Goals Made | 5 at ORL 4/6/23 | 9 vs. MIA 1/12/21 | 7 3 times |
| Three Point FG Attempted | 10 vs. CHA 4/9/23 | 21 vs. MIA 1/12/21 | 10 4 times |
| Free Throws Made | 1 vs. TOR 2/26/23 | 9 vs. HOU 12/28/14 | 8 at PHI 5/5/19 |
| Free Throws Attempted | 1 vs. TOR 2/26/23 | 10 vs. HOU 12/28/14 | 8 at PHI 5/5/19 |
| Offensive Rebounds | 1 3 times | 6 vs. MIA 1/12/21 | 4 2 times |
| Defensive Rebounds | 3 3 times | 12 at IND 2/9/15 | 9 vs. POR 5/14/14 |
| Total Rebounds | 4 2 times | 12 2 times | 9 vs. POR 5/14/14 |
| Assists | 3 at ORL 4/6/23 | 7 at LAC 2/21/13 | 8 vs. ATL 6/8/21 |
| Steals | 3 at ORL 4/6/23 | 5 6 times | 5 at MIA 6/10/14 |
| Blocks | 1 3 times | 6 vs. NOP 3/15/18 | 5 at LAC 5/2/15 |
| Minutes Played | 26 at ORL 4/6/23 | 52 vs. MEM 12/17/14 | 46 at TOR 4/20/22 |

Danny Green - NBA Regular Season Statistics

| SEASON | TEAM | GP | GS | MIN | FG | FGA | FG% | 3PM | 3PA | 3P% | FT | FTA | FT% | OR | DR | TOT | A | ST | TO | BS | PTS | PPG |
|----------------|------|------------|------------|---------------|--------------|--------------|-------------|--------------|--------------|-------------|------------|------------|-------------|------------|--------------|--------------|--------------|------------|------------|------------|--------------|------------|
| 2009-10 | CLE | 20 | 0 | 115 | 15 | 39 | .385 | 6 | 22 | .273 | 4 | 6 | .667 | 8 | 9 | 17 | 5 | 6 | 5 | 3 | 40 | 2.0 |
| 2010-11 | SAS | 8 | 0 | 92 | 17 | 35 | .486 | 7 | 19 | .368 | 0 | 0 | .000 | 3 | 12 | 15 | 2 | 2 | 5 | 1 | 41 | 5.1 |
| 2011-12 | SAS | 66 | 38 | 1,522 | 211 | 477 | .442 | 102 | 234 | .436 | 79 | 100 | .790 | 54 | 174 | 228 | 86 | 58 | 67 | 46 | 603 | 9.1 |
| 2012-13 | SAS | 80 | 80 | 2,201 | 297 | 663 | .448 | 177 | 413 | .429 | 67 | 79 | .848 | 36 | 208 | 244 | 141 | 92 | 94 | 54 | 838 | 10.5 |
| 2013-14 | SAS | 68 | 59 | 1,651 | 218 | 505 | .432 | 132 | 318 | .415 | 50 | 63 | .794 | 25 | 204 | 229 | 104 | 65 | 76 | 61 | 618 | 9.1 |
| 2014-15 | SAS | 81 | 80 | 2,312 | 322 | 738 | .436 | 191 | 457 | .418 | 111 | 127 | .874 | 54 | 289 | 343 | 158 | 101 | 93 | 87 | 946 | 11.7 |
| 2015-16 | SAS | 79 | 79 | 2,061 | 211 | 561 | .376 | 116 | 349 | .332 | 34 | 46 | .739 | 48 | 255 | 303 | 141 | 79 | 75 | 64 | 572 | 7.2 |
| 2016-17 | SAS | 68 | 68 | 1,807 | 176 | 449 | .392 | 118 | 311 | .379 | 27 | 32 | .844 | 31 | 193 | 224 | 124 | 70 | 76 | 57 | 497 | 7.3 |
| 2017-18 | SAS | 70 | 60 | 1,791 | 217 | 561 | .387 | 116 | 320 | .363 | 50 | 65 | .769 | 41 | 208 | 249 | 110 | 63 | 74 | 80 | 600 | 8.6 |
| 2018-19 | TOR | 80 | 80 | 2,216 | 293 | 630 | .465 | 198 | 435 | .455 | 37 | 44 | .841 | 60 | 257 | 317 | 126 | 73 | 75 | 53 | 821 | 10.3 |
| 2019-20 | LAL | 68 | 68 | 1,687 | 197 | 474 | .416 | 120 | 327 | .367 | 33 | 48 | .688 | 51 | 174 | 225 | 91 | 85 | 63 | 32 | 547 | 8.0 |
| 2020-21 | PHI | 69 | 69 | 1,934 | 224 | 544 | .412 | 175 | 432 | .405 | 31 | 40 | .775 | 55 | 205 | 260 | 118 | 92 | 67 | 56 | 654 | 9.5 |
| 2021-22 | PHI | 62 | 28 | 1,353 | 126 | 320 | .394 | 103 | 271 | .380 | 11 | 14 | .786 | 32 | 125 | 157 | 64 | 60 | 45 | 37 | 366 | 5.9 |
| 2022-23 | MEM | 3 | 0 | 43 | 3 | 11 | .273 | 3 | 8 | .375 | 0 | 0 | .000 | 1 | 3 | 4 | 2 | 1 | 3 | 0 | 9 | 3.0 |
| 2022-23 | HOU | 0 | 0 | 0 | 0 | 0 | 0 | 0 | 0 | 0 | 0 | 0 | 0 | 0 | 0 | 0 | 0 | 0 | 0 | 0 | 0 | 0.0 |
| 2022-23 | CLE | 8 | 0 | 95 | 19 | 38 | .500 | 13 | 29 | .448 | 1 | 1 | 1.000 | 2 | 8 | 10 | 4 | 5 | 7 | 3 | 52 | 6.5 |
| 2022-23 | TOT | 11 | 0 | 138 | 22 | 49 | .449 | 16 | 37 | .432 | 1 | 1 | 1.000 | 3 | 11 | 14 | 6 | 6 | 10 | 3 | 61 | 5.5 |
| TOTALS | | 830 | 709 | 20,873 | 2,546 | 6,045 | .421 | 1,577 | 3,945 | .400 | 535 | 665 | .805 | 501 | 2,324 | 2,825 | 1,276 | 852 | 825 | 634 | 7,204 | 8.7 |
| AVERAGE | | -- | -- | 25.1 | 3.1 | 7.3 | -- | 1.9 | 4.8 | -- | 0.6 | 0.8 | -- | 0.6 | 2.8 | 3.4 | 1.5 | 1.0 | 1.0 | 0.8 | 8.7 | -- |



Danny Green - NBA Postseason Statistics

| SEASON | TEAM | GP | GS | MIN | FG | FGA | FG% | 3PM | 3PA | 3P% | FT | FTA | FT% | OR | DR | TOT | A | ST | TO | BS | PTS | PPG |
|---------|------|-----|-----|-------|-----|-------|------|-----|-----|------|-----|-----|------|-----|-----|-----|-----|-----|-----|-----|-------|------|
| 2009-10 | CLE | 0 | 0 | 0 | 0 | 0 | 0 | 0 | 0 | 0 | 0 | 0 | 0 | 0 | 0 | 0 | 0 | 0 | 0 | 0 | 0 | 0.0 |
| 2010-11 | SAS | 4 | 0 | 7 | 2 | 6 | .333 | 1 | 4 | .250 | 0 | 0 | .000 | 0 | 1 | 1 | 2 | 1 | 1 | 1 | 5 | 1.3 |
| 2011-12 | SAS | 14 | 12 | 289 | 38 | 91 | .418 | 20 | 58 | .345 | 7 | 10 | .700 | 3 | 42 | 45 | 15 | 7 | 15 | 10 | 103 | 7.4 |
| 2012-13 | SAS | 21 | 21 | 669 | 83 | 186 | .446 | 55 | 114 | .482 | 12 | 15 | .800 | 18 | 69 | 87 | 32 | 22 | 19 | 23 | 233 | 11.1 |
| 2013-14 | SAS | 23 | 23 | 529 | 78 | 159 | .491 | 48 | 101 | .475 | 9 | 11 | .818 | 9 | 60 | 69 | 21 | 32 | 20 | 17 | 213 | 9.3 |
| 2014-15 | SAS | 7 | 7 | 204 | 21 | 61 | .344 | 12 | 40 | .300 | 4 | 6 | .667 | 7 | 15 | 22 | 15 | 7 | 5 | 7 | 58 | 8.3 |
| 2015-16 | SAS | 10 | 10 | 267 | 30 | 65 | .462 | 24 | 48 | .500 | 2 | 3 | .667 | 0 | 31 | 31 | 7 | 21 | 6 | 8 | 86 | 8.6 |
| 2016-17 | SAS | 16 | 16 | 436 | 45 | 111 | .405 | 26 | 76 | .342 | 8 | 14 | .571 | 13 | 44 | 57 | 23 | 10 | 17 | 15 | 124 | 7.8 |
| 2017-18 | SAS | 5 | 5 | 103 | 8 | 30 | .267 | 5 | 20 | .250 | 0 | 0 | .000 | 4 | 7 | 11 | 1 | 1 | 2 | 4 | 21 | 4.2 |
| 2018-19 | TOR | 24 | 24 | 684 | 53 | 155 | .342 | 39 | 119 | .328 | 21 | 23 | .913 | 17 | 70 | 87 | 26 | 32 | 26 | 11 | 166 | 6.9 |
| 2019-20 | LAL | 21 | 21 | 525 | 59 | 170 | .347 | 39 | 115 | .339 | 10 | 15 | .667 | 25 | 41 | 66 | 26 | 20 | 12 | 16 | 167 | 8.0 |
| 2020-21 | PHI | 8 | 8 | 199 | 21 | 48 | .438 | 14 | 37 | .378 | 0 | 0 | .000 | 9 | 12 | 21 | 21 | 9 | 5 | 8 | 56 | 7.0 |
| 2021-22 | PHI | 12 | 12 | 319 | 36 | 89 | .404 | 31 | 76 | .408 | 0 | 1 | .000 | 9 | 28 | 37 | 10 | 12 | 13 | 4 | 103 | 8.6 |
| TOTALS | | 165 | 159 | 4,224 | 474 | 1,171 | .405 | 314 | 808 | .389 | 73 | 98 | .745 | 114 | 420 | 534 | 199 | 174 | 141 | 124 | 1,335 | 8.1 |
| AVERAGE | | -- | -- | 25.6 | 2.9 | 7.1 | -- | 1.9 | 4.9 | -- | 0.4 | 0.6 | -- | 0.7 | 2.5 | 3.2 | 1.2 | 1.1 | 0.9 | 0.8 | 8.1 | -- |

2022-23 GAME-BY-GAME Regular Season STATISTICS (MEM / HOU / CLE)

| DATE | OPP | P/S | MIN | FG | FGA | FG% | 3PM | 3PA | 3P% | FT | FTA | FT% | OR | DR | TOT | A | ST | BS | TO | PF | +/- | PTS |
|----------|--------|------|-------|-----|-----|-------|-----|-----|-------|-----|-----|-------|---|-----|-----|-----|-----|-----|-----|-----|------|-----|
| 10/21/22 | at HOU | | | | | | | | | | | | Inactive - Injury | | | | | | | | | |
| 10/22/22 | at DAL | | | | | | | | | | | | Inactive - Injury | | | | | | | | | |
| 10/24/22 | BKN | | | | | | | | | | | | Inactive - Injury | | | | | | | | | |
| 10/27/22 | at SAC | | | | | | | | | | | | Inactive - Injury | | | | | | | | | |
| 10/29/22 | at UTA | | | | | | | | | | | | [Did not play] | | | | | | | | | |
| 10/31/22 | at UTA | | | | | | | | | | | | Inactive - Injury | | | | | | | | | |
| 11/02/22 | at POR | | | | | | | | | | | | Inactive - Injury | | | | | | | | | |
| 11/04/22 | CHA | | | | | | | | | | | | Inactive - Injury | | | | | | | | | |
| 11/06/22 | WAS | | | | | | | | | | | | Inactive - Injury | | | | | | | | | |
| 11/07/22 | BOS | | | | | | | | | | | | Inactive - Injury | | | | | | | | | |
| 11/09/22 | at SAS | | | | | | | | | | | | Inactive - Injury | | | | | | | | | |
| 11/11/22 | MIN | | | | | | | | | | | | Inactive - Injury | | | | | | | | | |
| 11/13/22 | at WAS | | | | | | | | | | | | Inactive - Injury | | | | | | | | | |
| 11/15/22 | at NOP | | | | | | | | | | | | Inactive - Injury | | | | | | | | | |
| 11/18/22 | OKC | | | | | | | | | | | | Inactive - Injury | | | | | | | | | |
| 11/20/22 | at BKN | | | | | | | | | | | | Inactive - Injury | | | | | | | | | |
| 11/22/22 | SAC | | | | | | | | | | | | Inactive - Injury | | | | | | | | | |
| 11/25/22 | NOP | | | | | | | | | | | | Inactive - Injury | | | | | | | | | |
| 11/30/22 | at MIN | | | | | | | | | | | | Inactive - Injury | | | | | | | | | |
| 12/02/22 | PHI | | | | | | | | | | | | Inactive - Injury | | | | | | | | | |
| 12/04/22 | at DET | | | | | | | | | | | | Inactive - Injury | | | | | | | | | |
| 12/05/22 | MIA | | | | | | | | | | | | Inactive - Injury | | | | | | | | | |
| 12/07/22 | OKC | | | | | | | | | | | | Inactive - Injury | | | | | | | | | |
| 12/09/22 | DET | | | | | | | | | | | | Inactive - Injury | | | | | | | | | |
| 12/12/22 | ATL | | | | | | | | | | | | Inactive - Injury | | | | | | | | | |
| 12/15/22 | MIL | | | | | | | | | | | | Inactive - Injury | | | | | | | | | |
| 12/17/22 | at OKC | | | | | | | | | | | | Inactive - Injury | | | | | | | | | |
| 12/20/22 | at DEN | | | | | | | | | | | | Inactive - Injury | | | | | | | | | |
| 12/23/22 | at PHX | | | | | | | | | | | | Inactive - Injury | | | | | | | | | |
| 12/25/22 | at GSW | | | | | | | | | | | | Inactive - Injury | | | | | | | | | |
| 12/27/22 | PHX | | | | | | | | | | | | Inactive - Injury | | | | | | | | | |
| 12/29/22 | at TOR | | | | | | | | | | | | Inactive - Injury | | | | | | | | | |
| 12/31/22 | NOP | | | | | | | | | | | | Inactive - Injury | | | | | | | | | |
| 01/01/23 | SAC | | | | | | | | | | | | Inactive - Injury | | | | | | | | | |
| 01/04/23 | at CHA | | | | | | | | | | | | Inactive - Injury | | | | | | | | | |
| 01/05/23 | at ORL | | | | | | | | | | | | Inactive - Injury | | | | | | | | | |
| 01/08/23 | UTA | | | | | | | | | | | | Inactive - Injury | | | | | | | | | |
| 01/09/23 | SAS | | | | | | | | | | | | Inactive - Injury | | | | | | | | | |
| 01/11/23 | SAS | | | | | | | | | | | | Inactive - Injury | | | | | | | | | |
| 01/14/23 | at IND | | | | | | | | | | | | Inactive - Injury | | | | | | | | | |
| 01/16/23 | PHX | | | | | | | | | | | | Inactive - Injury | | | | | | | | | |
| 01/18/23 | CLE | | | | | | | | | | | | Inactive - Injury | | | | | | | | | |
| 01/20/23 | at LAL | | | | | | | | | | | | Inactive - Injury | | | | | | | | | |
| 01/22/23 | at PHX | | | | | | | | | | | | Inactive - Injury | | | | | | | | | |
| 01/23/23 | at SAC | | | | | | | | | | | | Inactive - Injury | | | | | | | | | |
| 01/25/23 | at GSW | | | | | | | | | | | | Inactive - Injury | | | | | | | | | |
| 01/27/23 | at MIN | | | | | | | | | | | | Inactive - Injury | | | | | | | | | |
| 01/29/23 | IND | | | | | | | | | | | | Inactive - Injury | | | | | | | | | |
| 02/01/23 | POR | P | 9:52 | 1 | 4 | .250 | 1 | 4 | .250 | 0 | 0 | .000 | 1 | 3 | 4 | 1 | 1 | 0 | 1 | 2 | -2 | 3 |
| 02/02/23 | at CLE | | | | | | | | | | | | Inactive - Injury | | | | | | | | | |
| 02/05/23 | TOR | P | 18:59 | 2 | 5 | .400 | 2 | 2 | 1.000 | 0 | 0 | .000 | 0 | 0 | 0 | 1 | 0 | 0 | 2 | 2 | -10 | 6 |
| 02/07/23 | CHI | P | 14:39 | 0 | 2 | .000 | 0 | 2 | .000 | 0 | 0 | .000 | 0 | 0 | 0 | 0 | 0 | 0 | 2 | 2 | 9 | 0 |
| 02/10/23 | at MIA | | | | | | | | | | | | Went from MEM to HOU. Inactive - Trade | | | | | | | | | |
| 02/15/23 | at PHI | P | 11:48 | 1 | 4 | .250 | 1 | 3 | .333 | 0 | 0 | .000 | 0 | 1 | 1 | 0 | 1 | 0 | 0 | 0 | -6 | 3 |
| 02/23/23 | DEN | | | | | | | | | | | | [Did not play] | | | | | | | | | |
| 02/24/23 | at ATL | P | 10:29 | 1 | 2 | .500 | 1 | 2 | .500 | 0 | 0 | .000 | 0 | 0 | 0 | 0 | 0 | 0 | 0 | 3 | -1 | 3 |
| 02/26/23 | TOR | P | 5:46 | 1 | 2 | .500 | 1 | 2 | .500 | 1 | 1 | 1.000 | 0 | 0 | 0 | 0 | 0 | 1 | 2 | 0 | -4 | 4 |
| 03/01/23 | at BOS | | | | | | | | | | | | [Did not play] | | | | | | | | | |
| 03/04/23 | DET | P | 8:28 | 2 | 2 | 1.000 | 2 | 2 | 1.000 | 0 | 0 | .000 | 0 | 0 | 0 | 0 | 1 | 0 | 1 | 0 | -8 | 6 |
| 03/06/23 | BOS | | | | | | | | | | | | [Did not play] | | | | | | | | | |
| 03/08/23 | at MIA | | | | | | | | | | | | [Did not play] | | | | | | | | | |
| 03/10/23 | at MIA | | | | | | | | | | | | [Did not play] | | | | | | | | | |
| 03/12/23 | at CHA | | | | | | | | | | | | [Did not play] | | | | | | | | | |
| 03/14/23 | at CHA | P | 4:07 | 0 | 0 | .000 | 0 | 0 | .000 | 0 | 0 | .000 | 1 | 1 | 2 | 0 | 0 | 0 | 0 | 1 | -5 | 0 |
| 03/15/23 | PHI | | | | | | | | | | | | [Did not play] | | | | | | | | | |
| 03/17/23 | WAS | P | 3:55 | 1 | 2 | .500 | 0 | 1 | .000 | 0 | 0 | .000 | 0 | 0 | 0 | 0 | 0 | 0 | 0 | 0 | 3 | 2 |
| 03/21/23 | at BKN | | | | | | | | | | | | [Did not play] | | | | | | | | | |
| 03/23/23 | at BKN | | | | | | | | | | | | [Did not play] | | | | | | | | | |
| 03/26/23 | HOU | | | | | | | | | | | | Inactive - Injury | | | | | | | | | |
| 03/28/23 | at ATL | | | | | | | | | | | | Inactive - Health & Safety Protocols | | | | | | | | | |
| 03/31/23 | NYK | | | | | | | | | | | | [Did not play] | | | | | | | | | |
| 04/02/23 | IND | | | | | | | | | | | | [Did not play] | | | | | | | | | |
| 04/04/23 | at ORL | | | | | | | | | | | | [Did not play] | | | | | | | | | |
| 04/06/23 | at ORL | P | 26:02 | 8 | 14 | .571 | 5 | 9 | .556 | 0 | 0 | .000 | 0 | 3 | 3 | 3 | 3 | 1 | 1 | 1 | 19 | 21 |
| 04/09/23 | CHA | P | 24:38 | 5 | 12 | .417 | 3 | 10 | .300 | 0 | 0 | .000 | 1 | 3 | 4 | 1 | 0 | 1 | 3 | 5 | -12 | 13 |
| 2022 | TTL | 11-0 | 132 | 22 | 49 | .449 | 16 | 37 | .432 | 1 | 1 | 1.000 | 3 | 11 | 14 | 6 | 6 | 3 | 10 | 16 | -17 | 61 |
| 2022 | AVG | -- | 12.0 | 2.0 | 4.5 | -- | 1.5 | 3.4 | -- | 0.1 | 0.1 | -- | 0.3 | 1.0 | 1.3 | 0.5 | 0.5 | 0.3 | 0.9 | 1.5 | -1.5 | 5.5 |

CARIS LEVERT

Guard 3



7th Season in the NBA

Prev.
Michigan

Height: 6-6
Weight: 205
Birthdate: 08/25/94
Country: USA



2022-23 SEASON:

- ✓ Appeared in 74 games (30 starts) with Cleveland.
 - ✓ Averaged 12.1 points, 3.9 assists and 3.8 rebounds in 30.3 minutes.
 - ✓ Scored in double figures 48 times this season, 20+ points on 13 occasions, 30+ points one time and 40+ points on one occasion. LeVert also recorded one double-double on the season (21 PTS and 10 REB on Nov. 9 at SAC).
 - ✓ Scored in double figures in 11 of his last 12 regular season appearances from March 10 to April 4.
 - ✓ Recorded a steal in 13-straight games from March 4-31, marking his career-long for consecutive games with a steal.
 - ✓ Chipped in a game-high 23 points on 10-19 (.526) shooting from the field, seven rebounds, four assists and one steal in 37 minutes on Dec. 31 at CHI.
 - ✓ Tallied a team-high 22 points, including shooting 4-9 (.444) from beyond the arc, four rebounds and four assists in 38 minutes of play on Dec. 10 vs. OKC.
 - ✓ Chipped in a team-high 22 points, six rebounds and a team-high tying six assists in 37 minutes on Dec. 9 vs. SAC. It was his 11th career game with 20+ PTS, 6+ REB and 6+ AST.
 - ✓ Recorded a game-high 22 points on 8-11 (.727) shooting from the field, including 3-4 (.750) shooting from beyond the arc, six rebounds, four assists and one steal in 33 minutes off the bench on Nov. 30 vs. PHI. **It was his highest shooting percentage of the season.**
 - ✓ Tallied his first double-double of the season with 21 points, a game-high **10 rebounds**, six assists and two steals in 38 minutes on Nov. 9 at SAC. **It was the fourth time in his career grabbing 10+ rebounds.**
 - ✓ Finished with a game-high tying 41 points, including shooting 11-12 (.916) from the charity stripe, seven assists, four rebounds, and three steals in 43 minutes on Oct. 28 at BOS.
- LeVert's 41 points are the most he has scored since joining the Cavaliers last season and it was the fourth game of his career with 40+ points. **LeVert joined Donovan Mitchell (41 PTS) as the first pair of Cavaliers teammates with 40+ points in a regular season game in franchise history.**

PLAYOFF CAREER:

In nine career postseason games (six starts), owns averages of 20.7 points, 5.2 rebounds, 5.9 assists and 1.11 steals in 31.6 minutes...During the **2019 Playoffs** with Brooklyn, averaged 21.0 points, 4.6 rebounds, 3.0 assists and 1.0 steal in 28.8 minutes over five games (two starts)...had three games of at least 23 points in the First Round series versus Philadelphia...In the **2020 Playoffs** with the Nets, started all four games during the First Round series against Toronto and averaged 20.3 points, 6.0 rebounds, 9.5 assists and 1.25 steals in 35.0 minutes...posted two double-doubles, including a 15-points, 15-assist effort against the Raptors on August 17...scored a playoff career-best 35 points, to go along with six rebounds, six assists and a 6-9 (.667) clip from beyond the arc on Aug. 23.

| | 2022-23 HIGHS | CAREER HIGHS | POSTSEASON HIGHS |
|------------------------------|---------------------|---------------------|--------------------|
| Points | 41 at BOS 10/28/22 | 51 at BOS 3/3/20 | 35 vs. TOR 8/23/20 |
| Field Goals Made | 12 at BOS 10/28/22 | 19 vs. CHI 2/4/22 | 11 vs. TOR 8/23/20 |
| Field Goals Attempted | 22 vs. OKC 12/10/22 | 30 vs. WAS 5/8/21 | 23 vs. TOR 8/23/20 |
| Three Point Field Goals Made | 6 at BOS 10/28/22 | 7 at MEM 1/8/21 | 6 vs. TOR 8/23/20 |
| Three Point FG Attempted | 10 vs. PHI 3/15/23 | 12 vs. CHA 12/29/21 | 9 vs. TOR 8/23/20 |
| Free Throws Made | 11 at BOS 10/28/22 | 12 at BOS 3/3/20 | 7 vs. TOR 8/23/20 |
| Free Throws Attempted | 12 at BOS 10/28/22 | 18 at BOS 3/3/20 | 10 vs. TOR 8/23/20 |
| Offensive Rebounds | 4 2 times | 5 vs. IND 10/30/19 | 4 vs. PHI 4/18/19 |
| Defensive Rebounds | 8 at WAS 2/6/23 | 11 vs. WAS 5/8/21 | 6 at BKN 4/12/22 |
| Total Rebounds | 10 at SAC 11/9/22 | 14 vs. WAS 5/8/21 | 7 4 times |
| Assists | 9 3 times | 13 at LAC 8/9/20 | 15 at TOR 8/17/20 |
| Steals | 4 2 times | 6 at CHA 2/22/20 | 3 at BKN 4/12/22 |
| Blocks | 3 2 times | 3 8 times | 1 3 times |
| Minutes Played | 46 vs. BOS 11/2/22 | 46 vs. BOS 11/2/22 | 42 vs. PHI 4/20/19 |



Caris LeVert - NBA Regular Season Statistics

| SEASON | TEAM | GP | GS | MIN | FG | FGA | FG% | 3PM | 3PA | 3P% | FT | FTA | FT% | OR | DR | TOT | A | ST | TO | BS | PTS | PPG |
|--------------------------------------|------|-----|-----|--------|-------|-------|------|-----|-------|------|-----|-------|------|-----|-------|-------|-------|-----|-----|-----|-------|------|
| 2016-17 | BKN | 57 | 26 | 1,237 | 171 | 380 | .450 | 59 | 184 | .321 | 67 | 93 | .720 | 23 | 165 | 188 | 110 | 49 | 59 | 8 | 468 | 8.2 |
| 2017-18 | BKN | 71 | 10 | 1,864 | 320 | 735 | .435 | 85 | 245 | .347 | 133 | 187 | .711 | 53 | 207 | 260 | 299 | 82 | 153 | 22 | 858 | 12.1 |
| 2018-19 | BKN | 40 | 25 | 1,063 | 207 | 483 | .429 | 48 | 154 | .312 | 85 | 123 | .691 | 35 | 116 | 151 | 156 | 42 | 69 | 14 | 547 | 13.7 |
| 2019-20 | BKN | 45 | 31 | 1,330 | 311 | 732 | .425 | 80 | 220 | .364 | 140 | 197 | .711 | 49 | 140 | 189 | 199 | 53 | 118 | 10 | 842 | 18.7 |
| 2020-21 | BKN | 12 | 4 | 334 | 87 | 200 | .435 | 22 | 63 | .349 | 26 | 34 | .765 | 10 | 42 | 52 | 72 | 13 | 26 | 6 | 222 | 18.5 |
| Went from BKN to HOU . | | | | | | | | | | | | | | | | | | | | | | |
| 2020-21 | HOU | 0 | 0 | 0 | 0 | 0 | 0 | 0 | 0 | 0 | 0 | 0 | 0 | 0 | 0 | 0 | 0 | 0 | 0 | 0 | 0 | 0.0 |
| Went from HOU to IND . | | | | | | | | | | | | | | | | | | | | | | |
| 2020-21 | IND | 35 | 35 | 1,152 | 272 | 614 | .443 | 62 | 195 | .318 | 120 | 146 | .822 | 23 | 139 | 162 | 173 | 53 | 76 | 24 | 726 | 20.7 |
| 2020-21 | TOT | 47 | 39 | 1,484 | 359 | 814 | .441 | 84 | 258 | .326 | 146 | 180 | .811 | 33 | 181 | 214 | 245 | 66 | 102 | 30 | 948 | 20.2 |
| 2021-22 | IND | 39 | 39 | 1,214 | 278 | 622 | .447 | 61 | 189 | .323 | 111 | 146 | .760 | 30 | 120 | 150 | 173 | 35 | 75 | 18 | 728 | 18.7 |
| Went from IND to CLE . | | | | | | | | | | | | | | | | | | | | | | |
| 2021-22 | CLE | 19 | 10 | 567 | 101 | 232 | .435 | 21 | 67 | .313 | 35 | 47 | .745 | 13 | 51 | 64 | 75 | 16 | 33 | 5 | 258 | 13.6 |
| 2021-22 | TOT | 58 | 49 | 1,779 | 379 | 854 | .444 | 82 | 256 | .320 | 146 | 193 | .756 | 43 | 171 | 214 | 248 | 51 | 108 | 23 | 986 | 17.0 |
| 2022-23 | CLE | 74 | 30 | 2,237 | 320 | 742 | .431 | 127 | 324 | .392 | 130 | 180 | .722 | 53 | 229 | 282 | 287 | 72 | 116 | 24 | 897 | 12.1 |
| TOTALS | | 392 | 210 | 10,990 | 2,067 | 4,740 | .436 | 565 | 1,641 | .344 | 847 | 1,153 | .735 | 289 | 1,209 | 1,498 | 1,544 | 415 | 725 | 131 | 5,546 | 14.1 |
| AVERAGE | | -- | -- | 28.0 | 5.3 | 12.1 | -- | 1.4 | 4.2 | -- | 2.2 | 2.9 | -- | 0.7 | 3.1 | 3.8 | 3.9 | 1.1 | 1.8 | 0.3 | 14.1 | -- |

Caris LeVert - NBA Postseason Statistics

| SEASON | TEAM | GP | GS | MIN | FG | FGA | FG% | 3PM | 3PA | 3P% | FT | FTA | FT% | OR | DR | TOT | A | ST | TO | BS | PTS | PPG |
|----------------|------|-----------|-----------|-------------|------------|-------------|-------------|------------|------------|-------------|------------|------------|-------------|------------|------------|------------|------------|------------|------------|------------|-------------|-------------|
| 2018-19 | BKN | 5 | 2 | 144 | 36 | 73 | .493 | 12 | 26 | .462 | 21 | 29 | .724 | 6 | 17 | 23 | 15 | 5 | 10 | 2 | 105 | 21.0 |
| 2019-20 | BKN | 4 | 4 | 140 | 27 | 73 | .370 | 9 | 21 | .429 | 18 | 25 | .720 | 8 | 16 | 24 | 38 | 5 | 13 | 1 | 81 | 20.3 |
| TOTALS | | 9 | 6 | 283 | 63 | 146 | .432 | 21 | 47 | .447 | 39 | 54 | .722 | 14 | 33 | 47 | 53 | 10 | 23 | 3 | 186 | 20.7 |
| AVERAGE | | -- | -- | 31.4 | 7.0 | 16.2 | -- | 2.3 | 5.2 | -- | 4.3 | 6.0 | -- | 1.6 | 3.7 | 5.2 | 5.9 | 1.1 | 2.6 | 0.3 | 20.7 | -- |





2022-23 GAME-BY-GAME Regular Season STATISTICS (CLE)

| DATE | OPP | P/S | MIN | FG | FGA | FG% | 3PM | 3PA | 3P% | FT | FTA | FT% | OR | DR | TOT | A | ST | BS | TO | PF | +/- | PTS | |
|----------|--------|-----|-------|----|------|------|-----|-----|-------|----|-----|-------|----|----|-----|---|----|----|----|----|-----|-----|---|
| 10/19/22 | at TOR | S | 34:41 | 2 | 7 | .286 | 2 | 2 | 1.000 | 4 | 4 | 1.000 | 0 | 5 | 5 | 7 | 0 | 0 | 1 | 3 | 5 | 10 | |
| 10/22/22 | at CHI | S | 33:27 | 4 | 12 | .333 | 3 | 6 | .500 | 3 | 4 | .750 | 0 | 4 | 4 | 8 | 1 | 1 | 2 | 1 | 17 | 14 | |
| 10/23/22 | WAS | S | 35:54 | 4 | 14 | .286 | 2 | 6 | .333 | 0 | 0 | .000 | 0 | 3 | 3 | 4 | 2 | 0 | 2 | 4 | 15 | 10 | |
| 10/26/22 | ORL | S | 33:26 | 3 | 12 | .250 | 3 | 7 | .429 | 3 | 6 | .500 | 0 | 2 | 2 | 6 | 1 | 0 | 5 | 3 | 20 | 12 | |
| 10/28/22 | at BOS | S | 42:48 | 12 | 21 | .571 | 6 | 8 | .750 | 11 | 12 | .917 | 2 | 2 | 4 | 7 | 3 | 0 | 2 | 4 | 21 | 41 | |
| 11/02/22 | BOS | S | 46:08 | 4 | 12 | .333 | 3 | 7 | .429 | 4 | 6 | .667 | 2 | 6 | 8 | 4 | 0 | 0 | 1 | 4 | 1 | 15 | |
| 11/04/22 | at DET | S | 30:13 | 6 | 10 | .600 | 1 | 4 | .250 | 2 | 2 | 1.000 | 1 | 5 | 6 | 6 | 0 | 0 | 2 | 3 | 27 | 15 | |
| 11/06/22 | at LAL | S | 29:34 | 5 | 10 | .500 | 1 | 2 | .500 | 1 | 2 | .500 | 1 | 3 | 4 | 3 | 1 | 0 | 1 | 1 | -2 | 12 | |
| 11/07/22 | at LAC | S | 36:25 | 2 | 8 | .250 | 0 | 2 | .000 | 0 | 0 | .000 | 1 | 5 | 6 | 5 | 0 | 0 | 1 | 3 | 1 | 4 | |
| 11/09/22 | at SAC | S | 38:21 | 9 | 18 | .500 | 1 | 3 | .333 | 2 | 2 | 1.000 | 4 | 6 | 10 | 6 | 2 | 0 | 5 | 3 | -10 | 21 | |
| 11/11/22 | at GSW | S | 33:40 | 4 | 11 | .364 | 2 | 6 | .333 | 1 | 2 | .500 | 1 | 1 | 2 | 0 | 0 | 0 | 0 | 2 | -1 | 11 | |
| 11/13/22 | MIN | S | 27:35 | 6 | 12 | .500 | 1 | 2 | .500 | 0 | 0 | .000 | 3 | 2 | 5 | 5 | 0 | 1 | 2 | 1 | -13 | 13 | |
| 11/16/22 | at MIL | S | 19:36 | 1 | 5 | .200 | 0 | 2 | .000 | 0 | 0 | .000 | 0 | 2 | 2 | 3 | 0 | 0 | 1 | 2 | -8 | 2 | |
| 11/18/22 | CHA | P | 30:19 | 1 | 8 | .125 | 0 | 2 | .000 | 2 | 2 | 1.000 | 0 | 3 | 3 | 2 | 0 | 0 | 0 | 0 | 8 | 4 | |
| 11/20/22 | MIA | P | 14:17 | 0 | 4 | .000 | 0 | 4 | .000 | 0 | 0 | .000 | 1 | 4 | 5 | 4 | 1 | 0 | 0 | 2 | 22 | 0 | |
| 11/21/22 | ATL | | | | | | | | | | | | | | | | | | | | | | |
| 11/23/22 | POR | | | | | | | | | | | | | | | | | | | | | | |
| 11/25/22 | at MIL | | | | | | | | | | | | | | | | | | | | | | |
| 11/27/22 | at DET | | | | | | | | | | | | | | | | | | | | | | |
| 11/28/22 | at TOR | P | 29:19 | 2 | 9 | .222 | 1 | 4 | .250 | 3 | 4 | .750 | 1 | 5 | 6 | 3 | 0 | 0 | 2 | 2 | -12 | 8 | |
| 11/30/22 | PHI | P | 33:16 | 8 | 11 | .727 | 3 | 4 | .750 | 3 | 4 | .750 | 1 | 5 | 6 | 4 | 1 | 0 | 3 | 1 | 13 | 22 | |
| 12/02/22 | ORL | P | 24:05 | 2 | 7 | .286 | 1 | 6 | .167 | 0 | 0 | .000 | 0 | 1 | 1 | 1 | 4 | 2 | 0 | 1 | 2 | 7 | 5 |
| 12/06/22 | LAL | P | 23:11 | 3 | 8 | .375 | 1 | 3 | .333 | 0 | 0 | .000 | 0 | 2 | 2 | 4 | 1 | 0 | 2 | 4 | -4 | 7 | |
| 12/09/22 | SAC | S | 36:37 | 9 | 21 | .429 | 2 | 7 | .286 | 2 | 2 | 1.000 | 0 | 6 | 6 | 6 | 0 | 0 | 2 | 3 | -21 | 22 | |
| 12/10/22 | OKC | S | 38:00 | 9 | 22 | .409 | 4 | 9 | .444 | 0 | 0 | .000 | 1 | 3 | 4 | 4 | 0 | 0 | 0 | 1 | 6 | 22 | |
| 12/12/22 | at SAS | P | 29:15 | 9 | 13 | .692 | 1 | 4 | .250 | 4 | 4 | 1.000 | 1 | 1 | 2 | 3 | 2 | 0 | 2 | 1 | 14 | 23 | |
| 12/14/22 | at DAL | P | 28:41 | 4 | 10 | .400 | 0 | 3 | .000 | 3 | 6 | .500 | 0 | 3 | 3 | 3 | 0 | 0 | 1 | 1 | 4 | 11 | |
| 12/16/22 | IND | P | 26:06 | 4 | 11 | .364 | 2 | 4 | .500 | 2 | 4 | .500 | 1 | 5 | 6 | 2 | 0 | 0 | 0 | 3 | 17 | 12 | |
| 12/17/22 | DAL | P | 37:59 | 2 | 8 | .250 | 0 | 4 | .000 | 0 | 1 | .000 | 0 | 4 | 4 | 1 | 0 | 0 | 3 | 5 | 9 | 4 | |
| 12/19/22 | UTA | P | 31:13 | 4 | 8 | .500 | 2 | 3 | .667 | 3 | 4 | .750 | 1 | 3 | 4 | 1 | 0 | 0 | 2 | 1 | 9 | 13 | |
| 12/21/22 | MIL | P | 32:17 | 3 | 10 | .300 | 0 | 3 | .000 | 0 | 0 | .000 | 0 | 6 | 6 | 1 | 1 | 2 | 0 | 2 | -6 | 6 | |
| 12/23/22 | TOR | P | 18:02 | 3 | 4 | .750 | 1 | 2 | .500 | 1 | 2 | .500 | 0 | 0 | 0 | 2 | 2 | 0 | 0 | 3 | 0 | 8 | |
| 12/26/22 | BKN | P | 19:40 | 2 | 5 | .400 | 1 | 2 | .500 | 3 | 3 | 1.000 | 0 | 1 | 1 | 0 | 2 | 0 | 1 | 3 | -8 | 8 | |
| 12/29/22 | at IND | P | 34:51 | 7 | 17 | .412 | 2 | 5 | .400 | 3 | 3 | 1.000 | 0 | 3 | 3 | 2 | 1 | 1 | 1 | 5 | -8 | 19 | |
| 12/31/22 | at CHI | S | 37:16 | 10 | 19 | .526 | 3 | 9 | .333 | 0 | 2 | .000 | 2 | 5 | 7 | 4 | 1 | 0 | 4 | 1 | 1 | 23 | |
| 01/02/23 | CHI | S | 39:08 | 2 | 13 | .154 | 1 | 7 | .143 | 5 | 6 | .833 | 0 | 5 | 5 | 3 | 1 | 0 | 1 | 4 | 7 | 10 | |
| 01/04/23 | PHX | S | 37:51 | 7 | 11 | .636 | 5 | 7 | .714 | 2 | 3 | .667 | 1 | 5 | 6 | 2 | 2 | 1 | 2 | 1 | -8 | 21 | |
| 01/06/23 | at DEN | S | 32:55 | 8 | 13 | .615 | 3 | 4 | .750 | 3 | 5 | .600 | 1 | 3 | 4 | 3 | 0 | 0 | 1 | 3 | -12 | 22 | |
| 01/08/23 | at PHX | P | 28:22 | 6 | 10 | .600 | 1 | 3 | .333 | 0 | 0 | .000 | 0 | 1 | 1 | 7 | 3 | 0 | 1 | 1 | 28 | 13 | |
| 01/10/23 | at UTA | P | 36:50 | 5 | 11 | .455 | 1 | 4 | .250 | 1 | 3 | .333 | 1 | 4 | 5 | 2 | 0 | 1 | 0 | 4 | -2 | 12 | |
| 01/12/23 | at POR | P | 30:31 | 2 | 7 | .286 | 0 | 2 | .000 | 0 | 0 | .000 | 2 | 2 | 4 | 3 | 0 | 0 | 2 | 1 | 0 | 4 | |
| 01/14/23 | at MIN | P | 31:13 | 4 | 8 | .500 | 0 | 2 | .000 | 4 | 4 | 1.000 | 0 | 4 | 4 | 3 | 1 | 0 | 2 | 1 | 4 | 12 | |
| 01/16/23 | NOP | P | 15:18 | 3 | 5 | .600 | 0 | 1 | .000 | 2 | 5 | .400 | 0 | 0 | 0 | 2 | 0 | 0 | 2 | 2 | -14 | 8 | |
| 01/18/23 | at MEM | S | 41:30 | 9 | 19 | .474 | 4 | 7 | .571 | 1 | 1 | 1.000 | 0 | 4 | 4 | 6 | 1 | 1 | 4 | 0 | 0 | 23 | |
| 01/20/23 | GSW | S | 31:08 | 7 | 16 | .438 | 5 | 8 | .625 | 3 | 4 | .750 | 2 | 3 | 5 | 2 | 1 | 2 | 4 | 2 | -5 | 22 | |
| 01/21/23 | MIL | S | 28:33 | 4 | 10 | .400 | 3 | 6 | .500 | 2 | 4 | .500 | 0 | 3 | 3 | 7 | 1 | 0 | 1 | 2 | 6 | 13 | |
| 01/24/23 | at NYK | P | 20:49 | 3 | 6 | .500 | 2 | 4 | .500 | 1 | 3 | .333 | 1 | 1 | 2 | 3 | 0 | 0 | 1 | 1 | -19 | 9 | |
| 01/26/23 | at HOU | S | 31:49 | 4 | 10 | .400 | 2 | 6 | .333 | 2 | 2 | 1.000 | 0 | 1 | 1 | 5 | 2 | 0 | 1 | 2 | 20 | 12 | |
| 01/27/23 | at OKC | S | 37:46 | 1 | 12 | .083 | 0 | 6 | .000 | 0 | 0 | .000 | 1 | 2 | 3 | 9 | 0 | 0 | 1 | 3 | -12 | 2 | |
| 01/29/23 | LAC | P | 27:54 | 4 | 10 | .400 | 4 | 6 | .667 | 0 | 2 | .000 | 1 | 1 | 2 | 3 | 1 | 0 | 1 | 3 | -4 | 12 | |
| 01/31/23 | MIA | P | 28:56 | 5 | 12 | .417 | 2 | 6 | .333 | 2 | 3 | .667 | 1 | 4 | 5 | 3 | 0 | 2 | 1 | 2 | -19 | 14 | |
| 02/02/23 | MEM | | | | | | | | | | | | | | | | | | | | | | |
| 02/05/23 | at IND | | | | | | | | | | | | | | | | | | | | | | |
| 02/06/23 | at WAS | P | 26:24 | 3 | 5 | .600 | 1 | 2 | .500 | 3 | 4 | .750 | 0 | 8 | 8 | 4 | 2 | 0 | 3 | 2 | 1 | 10 | |
| 02/08/23 | DET | S | 29:44 | 5 | 16 | .313 | 0 | 5 | .000 | 5 | 5 | 1.000 | 0 | 5 | 5 | 5 | 2 | 0 | 2 | 3 | 12 | 15 | |
| 02/10/23 | at NOP | P | 30:53 | 5 | 10 | .500 | 2 | 4 | .500 | 1 | 1 | 1.000 | 1 | 5 | 6 | 9 | 2 | 0 | 2 | 4 | 9 | 13 | |
| 02/11/23 | CHI | P | 26:18 | 0 | 4 | .000 | 0 | 2 | .000 | 1 | 2 | .500 | 1 | 1 | 2 | 2 | 1 | 0 | 0 | 2 | 13 | 1 | |
| 02/13/23 | SAS | P | 20:19 | 2 | 4 | .500 | 0 | 2 | .000 | 0 | 0 | .000 | 1 | 0 | 1 | 5 | 1 | 0 | 2 | 2 | 4 | 4 | |
| 02/15/23 | at PHI | P | 28:17 | 2 | 3 | .667 | 1 | 2 | .500 | 0 | 0 | .000 | 1 | 3 | 4 | 5 | 1 | 1 | 3 | 1 | 14 | 5 | |
| 02/23/23 | DEN | P | 31:57 | 3 | 5 | .600 | 0 | 2 | .000 | 0 | 0 | .000 | 0 | 4 | 4 | 9 | 0 | 1 | 1 | 1 | -3 | 6 | |
| 02/24/23 | at ATL | P | 9:03 | 0 | 2 | .000 | 0 | 2 | .000 | 0 | 0 | .000 | 0 | 1 | 1 | 0 | 0 | 0 | 1 | 2 | -17 | 0 | |
| 02/26/23 | TOR | P | 22:54 | 2 | 5 | .400 | 1 | 2 | .500 | 2 | 2 | 1.000 | 0 | 3 | 3 | 6 | 1 | 0 | 1 | 1 | 13 | 7 | |
| 03/01/23 | at BOS | P | 33:21 | 5 | 11 | .455 | 0 | 3 | .000 | 0 | 0 | .000 | 4 | 2 | 6 | 3 | 0 | 0 | 0 | 3 | 11 | 10 | |
| 03/04/23 | DET | P | 21:35 | 3 | 8 | .375 | 3 | 4 | .750 | 2 | 4 | .500 | 1 | 1 | 2 | 3 | 1 | 0 | 2 | 1 | 13 | 11 | |
| 03/06/23 | BOS | P | 32:41 | 2 | 7 | .286 | 1 | 3 | .333 | 2 | 2 | 1.000 | 1 | 5 | 6 | 4 | 2 | 3 | 1 | 4 | 9 | 7 | |
| 03/08/23 | at MIA | P | 24:23 | 3 | 6 | .500 | 1 | 4 | .250 | 0 | 0 | .000 | 1 | 6 | 7 | 1 | 1 | 0 | 2 | 3 | -1 | 7 | |
| 03/10/23 | at MIA | S | 38:41 | 6 | 13 | .462 | 4 | 9 | .444 | 0 | 0 | .000 | 0 | 3 | 3 | 4 | 1 | 1 | 2 | 1 | -5 | 16 | |
| 03/12/23 | at CHA | P | 34:27 | 5 | 12 | .417 | 2 | 4 | .500 | 3 | 4 | .750 | 0 | 2 | 2 | 4 | 2 | 0 | 2 | 2 | 8 | 15 | |
| 03/14/23 | at CHA | S | 27:25 | 8 | 13 | .615 | 4 | 5 | .800 | 2 | 3 | .667 | 2 | 2 | 4 | 7 | 4 | 1 | 0 | 1 | 25 | 22 | |
| 03/15/23 | PHI | P | 36:06 | 8 | 14 | .571 | 5 | 10 | .500 | 3 | 4 | .750 | 2 | 1 | 3 | 6 | 1 | 0 | 2 | 4 | 0 | 24 | |
| 03/17/23 | WAS | P | 26:28 | 6 | 9 | .667 | 1 | 3 | .333 | 2 | 2 | 1.000 | 0 | 4 | 4 | 3 | 4 | 1 | 1 | 2 | 17 | 15 | |
| 03/21/23 | at BKN | P | 31:15 | 5 | 9 | .556 | 3 | 6 | .500 | 5 | 6 | .833 | 0 | 2 | 2 | 4 | 2 | 0 | 1 | 3 | -9 | 18 | |
| 03/23/23 | at BKN | P | 22:18 | 3 | 7 | .429 | 2 | 5 | .400 | 4 | 4 | 1.000 | 1 | 2 | 3 | 2 | 2 | 0 | 3 | 4 | 1 | 12 | |
| 03/26/23 | HOU | P | 30:43 | 4 | 8 | .500 | 2 | 5 | .400 | 0 | 0 | .000 | 0 | 1 | 1 | 1 | 1 | 0 | 2 | 2 | 1 | 10 | |
| 03/28/23 | at ATL | S | 33:50 | 4 | 6 | .667 | 1 | 2 | .500 | 0 | 3 | .000 | 1 | 3 | 4 | 3 | 1 | 0 | 0 | 4 | 2 | 9 | |
| 03/31/23 | NYK | S | 37:00 | 5 | 12 | .417 | 4 | 7 | .571 | 1 | 1 | 1.000 | 0 | 4 | 4 | 7 | 1 | 1 | 2 | 1 | -12 | 15 | |
| 04/02/23 | IND | P | 33:01 | 5 | 10</ | | | | | | | | | | | | | | | | | | |

ROBIN LOPEZ

Center 33



15th Season in the NBA

Prev.
Stanford

Height: 7-0
Weight: 280
Birthdate: 04/01/88
Country: USA



2022-23 SEASON:

- Appeared in 37 games (two starts) for Cleveland.
- Tallied two multi-block games on the season.
- Recorded 10 points, three rebounds, two assists and one block in 19 minutes on April 9 vs. CHA.
- Contributed a season-high 12 points on 6-7 (.857) shooting from the field, three rebounds and two blocks in 16 minutes off the bench on Oct. 22 at CHI.

PLAYOFF CAREER:

Has reached the playoffs in six of his 14 NBA seasons, appearing in 36 games (28 starts) with averages of 8.4 points on .575 shooting from the field, 5.6 rebounds and 1.00 blocks in 23.4 minutes per game...in the 2021 Playoffs with Washington, played in five contests while averaging 7.4 points on .720 shooting from the field, 1.8 rebounds and 0.8 blocks in 14.6 minutes...during the 2020 Playoffs with Milwaukee, played in three games with averages of 2.0 points and 1.3 rebounds in 7.0 minutes.....with Chicago during the 2017 Playoffs, averaged a career-high 12.7 points, 7.2 rebounds and 1.00 blocks in 27.0 minutes over six games (all starts)...notched a double-double with 14 points and 10 rebounds in 34 minutes at Boston on April 16...started all five contests in the 2015 Playoffs with Portland...averaged 5.2 points, 4.4 rebounds and 1.00 blocks in 23.4 minutes.....averaged double figures in scoring with the Trail Blazers during the 2014 Playoffs, starting all 11 games and averaging 10.0 points, a playoff career-best 9.2 rebounds and playoff career-best 1.82 blocks in 33.4 minutes...posted his first career playoff double-double (10 PTS, 11 REB) at San Antonio on May 6...pulled down a playoff career-high 13 boards to go with nine points versus the Spurs on May 12...in the 2010 Playoffs with Phoenix, started all six games with averages of 7.8 points and 4.0 rebounds in 17.3 minutes...scored a postseason career-high 20 points (8-10 FG, 4-4 FT) in 30 minutes against the Lakers on May 23.

| | 2022-23 HIGHS | CAREER HIGHS | POSTSEASON HIGHS |
|------------------------------|--------------------|--------------------|--------------------|
| Points | 12 at CHI 10/22/22 | 30 vs. LAC 2/26/10 | 20 vs. LAL 5/23/10 |
| Field Goals Made | 6 at CHI 10/22/22 | 13 vs. LAC 2/26/10 | 8 3 times |
| Field Goals Attempted | 10 vs. CHA 4/9/23 | 22 at BKN 12/18/21 | 14 at HOU 4/30/14 |
| Three Point Field Goals Made | 1 2 times | 3 3 times | -- |
| Three Point FG Attempted | 1 4 times | 6 at DEN 3/9/20 | -- |
| Free Throws Made | 3 2 times | 15 at IND 11/21/12 | 6 at SAS 5/6/14 |
| Free Throws Attempted | 4 at LAL 11/6/22 | 17 at IND 11/21/12 | 7 2 times |
| Offensive Rebounds | 4 vs. WAS 10/23/22 | 11 vs. BOS 2/2/16 | 7 2 times |
| Defensive Rebounds | 3 3 times | 13 vs. SAC 3/20/16 | 8 vs. HOU 4/27/14 |
| Total Rebounds | 6 vs. WAS 10/23/22 | 20 vs. SAC 3/20/16 | 13 vs. SAS 5/12/14 |
| Assists | 3 at ORL 4/6/23 | 11 at ATL 12/22/21 | 4 at BOS 4/26/17 |
| Steals | 1 2 times | 3 vs. CLE 11/4/14 | 2 at BOS 4/18/17 |
| Blocks | 2 at CHA 3/12/23 | 8 vs. LAL 11/30/16 | 4 2 times |
| Minutes Played | 19 at MIL 11/25/22 | 45 vs. GSW 4/13/14 | 39 at SAS 5/14/14 |

Robin Lopez - NBA Regular Season Statistics

| SEASON | TEAM | GP | GS | MIN | FG | FGA | FG% | 3PM | 3PA | 3P% | FT | FTA | FT% | OR | DR | TOT | A | ST | TO | BS | PTS | PPG |
|---------|------|-----|-----|--------|-------|-------|------|-----|-----|------|-------|-------|------|-------|-------|-------|-----|-----|-------|-------|-------|------|
| 2008-09 | PHX | 60 | 7 | 614 | 71 | 137 | .518 | 0 | 1 | .000 | 47 | 68 | .691 | 52 | 66 | 118 | 8 | 11 | 28 | 41 | 189 | 3.2 |
| 2009-10 | PHX | 51 | 31 | 986 | 171 | 291 | .588 | 0 | 0 | .000 | 88 | 125 | .704 | 104 | 144 | 248 | 7 | 10 | 41 | 53 | 430 | 8.4 |
| 2010-11 | PHX | 67 | 56 | 991 | 179 | 357 | .501 | 0 | 0 | .000 | 74 | 100 | .740 | 82 | 134 | 216 | 8 | 18 | 48 | 45 | 432 | 6.4 |
| 2011-12 | PHX | 64 | 0 | 895 | 124 | 269 | .461 | 0 | 0 | .000 | 100 | 140 | .714 | 90 | 119 | 209 | 20 | 18 | 43 | 60 | 348 | 5.4 |
| 2012-13 | NOH | 82 | 82 | 2,136 | 384 | 719 | .534 | 0 | 0 | .000 | 161 | 207 | .778 | 226 | 236 | 462 | 64 | 32 | 110 | 128 | 929 | 11.3 |
| 2013-14 | POR | 82 | 82 | 2,604 | 355 | 644 | .551 | 0 | 1 | .000 | 198 | 242 | .818 | 326 | 374 | 700 | 73 | 25 | 84 | 139 | 908 | 11.1 |
| 2014-15 | POR | 59 | 59 | 1,638 | 234 | 437 | .535 | 0 | 1 | .000 | 98 | 127 | .772 | 190 | 204 | 394 | 55 | 16 | 73 | 84 | 566 | 9.6 |
| 2015-16 | NYK | 82 | 82 | 2,219 | 357 | 662 | .539 | 0 | 1 | .000 | 128 | 161 | .795 | 268 | 334 | 602 | 114 | 16 | 133 | 129 | 842 | 10.3 |
| 2016-17 | CHI | 81 | 81 | 2,271 | 382 | 775 | .493 | 0 | 2 | .000 | 75 | 104 | .721 | 244 | 276 | 520 | 80 | 18 | 91 | 117 | 839 | 10.4 |
| 2017-18 | CHI | 64 | 64 | 1,690 | 342 | 645 | .530 | 4 | 14 | .286 | 68 | 90 | .756 | 134 | 156 | 290 | 124 | 14 | 107 | 53 | 756 | 11.8 |
| 2018-19 | CHI | 74 | 36 | 1,606 | 304 | 535 | .568 | 7 | 31 | .226 | 89 | 123 | .724 | 140 | 146 | 286 | 89 | 11 | 96 | 78 | 704 | 9.5 |
| 2019-20 | MIL | 66 | 5 | 958 | 147 | 299 | .492 | 35 | 105 | .333 | 28 | 53 | .528 | 56 | 105 | 161 | 45 | 10 | 63 | 45 | 357 | 5.4 |
| 2020-21 | WAS | 71 | 9 | 1,354 | 269 | 425 | .633 | 5 | 18 | .278 | 99 | 137 | .723 | 141 | 131 | 272 | 55 | 15 | 75 | 44 | 642 | 9.0 |
| 2021-22 | ORL | 36 | 9 | 612 | 110 | 199 | .553 | 2 | 6 | .333 | 32 | 54 | .593 | 68 | 58 | 126 | 54 | 2 | 44 | 18 | 254 | 7.1 |
| 2022-23 | CLE | 37 | 2 | 299 | 48 | 75 | .640 | 2 | 4 | .500 | 14 | 18 | .778 | 23 | 28 | 51 | 19 | 2 | 25 | 8 | 112 | 3.0 |
| TOTALS | | 976 | 605 | 20,863 | 3,477 | 6,469 | .537 | 55 | 184 | .299 | 1,299 | 1,749 | .743 | 2,144 | 2,511 | 4,655 | 815 | 218 | 1,061 | 1,042 | 8,308 | 8.5 |
| AVERAGE | | -- | -- | 21.4 | 3.6 | 6.6 | -- | 0.1 | 0.2 | -- | 1.3 | 1.8 | -- | 2.2 | 2.6 | 4.8 | 0.8 | 0.2 | 1.1 | 1.1 | 8.5 | -- |



Robin Lopez - NBA Postseason Statistics

| SEASON | TEAM | GP | GS | MIN | FG | FGA | FG% | 3PM | 3PA | 3P% | FT | FTA | FT% | OR | DR | TOT | A | ST | TO | BS | PTS | PPG |
|--|--------|-----|-------|------|-----|-------|------|-----|-------|------|-----|-------------------|-------|-----|-----|-----|-----|-----|-----|-----|-----|------|
| 2009-10 | PHX | 6 | 6 | 104 | 19 | 35 | .543 | 0 | 0 | .000 | 9 | 9 | 1.000 | 12 | 12 | 24 | 0 | 2 | 3 | 1 | 47 | 7.8 |
| 2013-14 | POR | 11 | 11 | 367 | 43 | 88 | .489 | 0 | 0 | .000 | 24 | 36 | .667 | 47 | 54 | 101 | 9 | 5 | 11 | 20 | 110 | 10.0 |
| 2014-15 | POR | 5 | 5 | 117 | 9 | 15 | .600 | 0 | 0 | .000 | 8 | 8 | 1.000 | 9 | 13 | 22 | 3 | 1 | 5 | 5 | 26 | 5.2 |
| 2016-17 | CHI | 6 | 6 | 162 | 34 | 52 | .654 | 0 | 0 | .000 | 8 | 8 | 1.000 | 28 | 15 | 43 | 5 | 3 | 8 | 6 | 76 | 12.7 |
| 2019-20 | MIL | 3 | 0 | 21 | 3 | 4 | .750 | 0 | 0 | .000 | 0 | 0 | .000 | 0 | 4 | 4 | 0 | 0 | 0 | 0 | 6 | 2.0 |
| 2020-21 | WAS | 5 | 0 | 73 | 18 | 25 | .720 | 0 | 0 | .000 | 1 | 4 | .250 | 4 | 5 | 9 | 0 | 0 | 1 | 4 | 37 | 7.4 |
| TOTALS | | 36 | 28 | 841 | 126 | 219 | .575 | 0 | 0 | .000 | 50 | 65 | .769 | 100 | 103 | 203 | 17 | 11 | 28 | 36 | 302 | 8.4 |
| AVERAGE | | -- | -- | 23.4 | 3.5 | 6.1 | -- | 0.0 | 0.0 | -- | 1.4 | 1.8 | -- | 2.8 | 2.9 | 5.6 | 0.5 | 0.3 | 0.8 | 1.0 | 8.4 | -- |
| 2022-23 GAME-BY-GAME Regular Season STATISTICS (CLE) | | | | | | | | | | | | | | | | | | | | | | |
| DATE | OPP | P/S | MIN | FG | FGA | FG% | 3PM | 3PA | 3P% | FT | FTA | FT% | OR | DR | TOT | A | ST | BS | TO | PF | +/- | PTS |
| 10/19/22 | at TOR | | | | | | | | | | | [Did not play] | | | | | | | | | | |
| 10/22/22 | at CHI | P | 15:37 | 6 | 7 | .857 | 0 | 0 | .000 | 0 | 0 | .000 | 1 | 2 | 3 | 0 | 0 | 1 | 0 | 1 | 19 | 12 |
| 10/23/22 | WAS | P | 14:41 | 3 | 4 | .750 | 0 | 0 | .000 | 0 | 0 | .000 | 4 | 2 | 6 | 1 | 0 | 0 | 2 | 2 | 8 | 6 |
| 10/26/22 | ORL | | | | | | | | | | | [Did not play] | | | | | | | | | | |
| 10/28/22 | at BOS | | | | | | | | | | | [Did not play] | | | | | | | | | | |
| 11/02/22 | BOS | P | 04:49 | 1 | 2 | .500 | 0 | 0 | .000 | 0 | 0 | .000 | 0 | 0 | 0 | 0 | 0 | 0 | 0 | 0 | 5 | 2 |
| 11/04/22 | at DET | P | 5:09 | 0 | 0 | .000 | 0 | 0 | .000 | 0 | 0 | .000 | 1 | 0 | 1 | 0 | 0 | 0 | 2 | 1 | -1 | 0 |
| 11/06/22 | at LAL | P | 6:04 | 0 | 0 | .000 | 0 | 0 | .000 | 3 | 4 | .750 | 0 | 0 | 0 | 1 | 0 | 0 | 0 | 0 | 2 | 3 |
| 11/07/22 | at LAC | | | | | | | | | | | [Did not play] | | | | | | | | | | |
| 11/09/22 | at SAC | P | 3:21 | 0 | 0 | .000 | 0 | 0 | .000 | 0 | 0 | .000 | 1 | 0 | 1 | 1 | 0 | 0 | 0 | 1 | -3 | 0 |
| 11/11/22 | at GSW | | | | | | | | | | | [Did not play] | | | | | | | | | | |
| 11/13/22 | MIN | P | 16:15 | 2 | 4 | .500 | 0 | 0 | .000 | 1 | 1 | 1.000 | 0 | 2 | 2 | 0 | 0 | 0 | 0 | 2 | 6 | 5 |
| 11/16/22 | at MIL | P | 13:41 | 0 | 2 | .000 | 0 | 0 | .000 | 0 | 0 | .000 | 0 | 1 | 1 | 0 | 0 | 0 | 0 | 1 | -3 | 0 |
| 11/18/22 | CHA | | | | | | | | | | | [Did not play] | | | | | | | | | | |
| 11/20/22 | MIA | P | 7:53 | 1 | 1 | 1.000 | 0 | 0 | .000 | 0 | 0 | .000 | 1 | 0 | 1 | 1 | 0 | 0 | 1 | 2 | -4 | 2 |
| 11/21/22 | ATL | P | 10:15 | 3 | 3 | 1.000 | 0 | 0 | .000 | 0 | 0 | .000 | 1 | 1 | 2 | 1 | 1 | 0 | 0 | 1 | 5 | 6 |
| 11/23/22 | POR | P | 5:11 | 0 | 0 | .000 | 0 | 0 | .000 | 0 | 0 | .000 | 0 | 0 | 0 | 0 | 0 | 0 | 0 | 2 | -1 | 0 |
| 11/25/22 | at MIL | P | 19:08 | 3 | 6 | .500 | 0 | 0 | .000 | 2 | 3 | .667 | 3 | 0 | 3 | 1 | 0 | 0 | 2 | 4 | -6 | 8 |
| 11/27/22 | at DET | S | 3:48 | 1 | 2 | .500 | 0 | 0 | .000 | 0 | 0 | .000 | 1 | 0 | 1 | 0 | 0 | 0 | 0 | 2 | -8 | 2 |
| 11/28/22 | at TOR | P | 17:48 | 3 | 6 | .500 | 0 | 0 | .000 | 3 | 3 | 1.000 | 2 | 1 | 3 | 2 | 0 | 0 | 1 | 2 | -9 | 9 |
| 11/30/22 | PHI | P | 14:08 | 2 | 2 | 1.000 | 0 | 0 | .000 | 0 | 0 | .000 | 2 | 0 | 2 | 0 | 0 | 0 | 3 | 1 | -3 | 4 |
| 12/02/22 | ORL | P | 3:06 | 0 | 0 | .000 | 0 | 0 | .000 | 0 | 0 | .000 | 0 | 0 | 0 | 0 | 0 | 0 | 0 | 0 | -8 | 0 |
| 12/06/22 | LAL | | | | | | | | | | | [Did not play] | | | | | | | | | | |
| 12/09/22 | SAC | | | | | | | | | | | [Did not play] | | | | | | | | | | |
| 12/10/22 | OKC | P | 5:11 | 1 | 1 | 1.000 | 0 | 0 | .000 | 0 | 0 | .000 | 0 | 2 | 2 | 1 | 0 | 0 | 1 | 0 | 3 | 2 |
| 12/12/22 | at SAS | | | | | | | | | | | [Did not play] | | | | | | | | | | |
| 12/14/22 | at DAL | P | 1:16 | 0 | 0 | .000 | 0 | 0 | .000 | 0 | 0 | .000 | 0 | 0 | 0 | 0 | 0 | 1 | 0 | 0 | 0 | 0 |
| 12/16/22 | IND | | | | | | | | | | | [Did not play] | | | | | | | | | | |
| 12/17/22 | DAL | | | | | | | | | | | [Did not play] | | | | | | | | | | |
| 12/19/22 | UTA | P | 4:56 | 0 | 1 | .000 | 0 | 0 | .000 | 0 | 0 | .000 | 0 | 3 | 3 | 0 | 0 | 0 | 1 | 1 | -1 | 0 |
| 12/21/22 | MIL | | | | | | | | | | | [Did not play] | | | | | | | | | | |
| 12/23/22 | TOR | P | 9:25 | 1 | 2 | .500 | 0 | 0 | .000 | 0 | 0 | .000 | 0 | 1 | 1 | 0 | 0 | 0 | 1 | 2 | 6 | 2 |
| 12/26/22 | BKN | | | | | | | | | | | Inactive - Injury | | | | | | | | | | |
| 12/29/22 | at IND | | | | | | | | | | | DNP - Injury | | | | | | | | | | |
| 12/31/22 | at CHI | P | 12:44 | 4 | 5 | .800 | 1 | 1 | 1.000 | 0 | 0 | .000 | 1 | 3 | 4 | 1 | 0 | 0 | 1 | 1 | 4 | 9 |
| 01/02/23 | CHI | P | 07:15 | 0 | 1 | .000 | 0 | 0 | .000 | 1 | 2 | .500 | 1 | 0 | 1 | 0 | 0 | 0 | 1 | 1 | -3 | 1 |
| 01/04/23 | PHX | | | | | | | | | | | [Did not play] | | | | | | | | | | |
| 01/06/23 | at DEN | P | 1:18 | 0 | 0 | .000 | 0 | 0 | .000 | 0 | 0 | .000 | 0 | 0 | 0 | 0 | 0 | 0 | 0 | 0 | 0 | 0 |
| 01/08/23 | at PHX | | | | | | | | | | | [Did not play] | | | | | | | | | | |
| 01/10/23 | at UTA | | | | | | | | | | | [Did not play] | | | | | | | | | | |
| 01/12/23 | at POR | | | | | | | | | | | [Did not play] | | | | | | | | | | |
| 01/14/23 | at MIN | | | | | | | | | | | [Did not play] | | | | | | | | | | |
| 01/16/23 | NOP | | | | | | | | | | | [Did not play] | | | | | | | | | | |
| 01/18/23 | at MEM | | | | | | | | | | | [Did not play] | | | | | | | | | | |
| 01/20/23 | GSW | | | | | | | | | | | [Did not play] | | | | | | | | | | |
| 01/21/23 | MIL | | | | | | | | | | | [Did not play] | | | | | | | | | | |
| 01/24/23 | at NYK | | | | | | | | | | | [Did not play] | | | | | | | | | | |
| 01/26/23 | at HOU | | | | | | | | | | | [Did not play] | | | | | | | | | | |
| 01/27/23 | at OKC | | | | | | | | | | | [Did not play] | | | | | | | | | | |
| 01/29/23 | LAC | P | 10:11 | 1 | 1 | 1.000 | 0 | 0 | .000 | 0 | 0 | .000 | 0 | 2 | 2 | 2 | 0 | 1 | 2 | 5 | -8 | 2 |
| 01/31/23 | MIA | | | | | | | | | | | [Did not play] | | | | | | | | | | |
| 02/02/23 | MEM | | | | | | | | | | | [Did not play] | | | | | | | | | | |
| 02/05/23 | at IND | P | 2:24 | 1 | 2 | .500 | 0 | 1 | .000 | 0 | 0 | .000 | 0 | 0 | 0 | 0 | 0 | 0 | 0 | 0 | -5 | 2 |
| 02/06/23 | at WAS | P | 4:26 | 0 | 0 | .000 | 0 | 0 | .000 | 2 | 2 | 1.000 | 0 | 1 | 1 | 0 | 0 | 0 | 1 | 0 | 0 | 2 |
| 02/08/23 | DET | P | 3:28 | 2 | 2 | 1.000 | 1 | 1 | 1.000 | 0 | 0 | .000 | 0 | 0 | 0 | 1 | 0 | 0 | 0 | 0 | -1 | 5 |
| 02/10/23 | at NOP | P | 2:54 | 0 | 1 | .000 | 0 | 0 | .000 | 0 | 0 | .000 | 0 | 0 | 0 | 0 | 0 | 0 | 0 | 0 | -8 | 0 |
| 02/11/23 | CHI | | | | | | | | | | | [Did not play] | | | | | | | | | | |
| 02/13/23 | SAS | | | | | | | | | | | [Did not play] | | | | | | | | | | |
| 02/15/23 | at PHI | | | | | | | | | | | [Did not play] | | | | | | | | | | |
| 02/23/23 | DEN | | | | | | | | | | | [Did not play] | | | | | | | | | | |
| 02/24/23 | at ATL | P | 2:03 | 1 | 1 | 1.000 | 0 | 0 | .000 | 0 | 0 | .000 | 0 | 0 | 0 | 1 | 0 | 0 | 0 | 0 | 6 | 2 |
| 02/26/23 | TOR | P | | | | | | | | | | | | | | | | | | | | |

SAM MERRILL

Guard 5



3rd Season in the NBA

Prev.
Utah State

Height: 6-4
Weight: 205
Birthdate: 05/15/96
Country: USA



2022-23 SEASON:

- Appeared in five games for Cleveland.
- Averaged 5.0 points and 1.8 rebounds in 11.8 minutes.
- Recorded a career-high 17 points on 6-12 (.500) shooting from the field, four rebounds and three steals in 26 minutes off the bench on April 9 vs. CHA.
- Appeared in 35 games (34 starts) this season for the Cleveland Charge, the Cavaliers' exclusively owned and operated NBA G League affiliate, averaging 16.4 points, 3.4 rebounds, 2.8 assists and 1.1 steals in 33.7 minutes. He scored a season-high 32 points, including a Charge franchise record 10-14 (.714) shooting from the three-point line on February 22 against the Greensboro Swarm.

PLAYOFF CAREER:

Appeared in eight postseason games during the 2020-21 season with the Milwaukee Bucks. Was a part of the Milwaukee Bucks 2021 NBA Championship team.

| | 2022-23 HIGHS | CAREER HIGHS | POSTSEASON HIGHS |
|------------------------------|-------------------|--------------------|-------------------|
| Points | 17 vs. CHA 4/9/23 | 17 vs. CHA 4/9/23 | 3 vs. MIA 5/24/21 |
| Field Goals Made | 6 vs. CHA 4/9/23 | 6 2 times | 1 2 times |
| Field Goals Attempted | 12 vs. CHA 4/9/23 | 13 vs. CHA 4/9/21 | 2 3 times |
| Three Point Field Goals Made | 3 vs. CHA 4/9/23 | 3 3 times | 1 vs. MIA 5/24/21 |
| Three Point FG Attempted | 9 vs. CHA 4/9/23 | 9 vs. CHA 4/9/23 | 2 vs. MIA 5/24/21 |
| Free Throws Made | 2 vs. CHA 4/9/23 | 2 3 times | -- |
| Free Throws Attempted | 2 vs. CHA 4/9/23 | 3 at WAS 11/5/21 | -- |
| Offensive Rebounds | -- | 2 2 times | 1 vs. ATL 6/25/21 |
| Defensive Rebounds | 4 2 times | 6 vs. CHA 4/9/21 | 3 at ATL 6/29/21 |
| Total Rebounds | 4 2 times | 6 vs. CHA 4/9/21 | 3 at ATL 6/29/21 |
| Assists | 3 at ORL 4/6/23 | 5 vs. NYK 3/27/21 | 1 vs. MIA 5/24/21 |
| Steals | 3 vs. CHA 4/9/23 | 3 2 times | 1 4 times |
| Blocks | -- | 1 vs. NYK 3/27/21 | -- |
| Minutes Played | 26 vs. CHA 4/9/23 | 28 vs. NYK 3/27/21 | 7 vs. MIA 5/24/21 |

Sam Merrill - NBA Regular Season Statistics

| SEASON | TEAM | GP | GS | MIN | FG | FGA | FG% | 3PM | 3PA | 3P% | FT | FTA | FT% | OR | DR | TOT | A | ST | TO | BS | PTS | PPG |
|----------------|------|-----------|----------|------------|------------|------------|-------------|------------|------------|-------------|------------|------------|-------------|------------|------------|------------|------------|------------|------------|------------|------------|------------|
| 2020-21 | MIL | 30 | 2 | 233 | 32 | 72 | .444 | 21 | 47 | .447 | 4 | 4 | 1.000 | 6 | 24 | 30 | 21 | 8 | 10 | 1 | 89 | 3.0 |
| 2021-22 | MEM | 6 | 0 | 58 | 8 | 24 | .333 | 7 | 23 | .304 | 2 | 4 | .500 | 1 | 6 | 7 | 4 | 0 | 2 | 0 | 25 | 4.2 |
| 2022-23 | CLE | 5 | 0 | 59 | 9 | 22 | .409 | 5 | 18 | .278 | 2 | 2 | 1.000 | 0 | 9 | 9 | 5 | 4 | 0 | 0 | 25 | 5.0 |
| TOTALS | | 41 | 2 | 347 | 49 | 118 | .415 | 33 | 88 | .375 | 8 | 10 | .800 | 7 | 39 | 46 | 30 | 12 | 12 | 1 | 139 | 3.4 |
| AVERAGE | | -- | -- | 8.5 | 1.2 | 2.9 | -- | 0.8 | 2.1 | -- | 0.2 | 0.2 | -- | 0.2 | 1.0 | 1.1 | 0.7 | 0.3 | 0.3 | 0.0 | 3.4 | -- |

Sam Merrill - NBA Postseason Statistics

| SEASON | TEAM | GP | GS | MIN | FG | FGA | FG% | 3PM | 3PA | 3P% | FT | FTA | FT% | OR | DR | TOT | A | ST | TO | BS | PTS | PPG |
|----------------|------|----------|----------|------------|------------|------------|-------------|------------|------------|-------------|------------|------------|-------------|------------|------------|------------|------------|------------|------------|------------|------------|------------|
| 2020-21 | MIL | 8 | 0 | 30 | 2 | 7 | .286 | 1 | 5 | .200 | 0 | 0 | .000 | 1 | 4 | 5 | 1 | 4 | 1 | 0 | 5 | 0.6 |
| TOTALS | | 8 | 0 | 29 | 2 | 7 | .286 | 1 | 5 | .200 | 0 | 0 | .000 | 1 | 4 | 5 | 1 | 4 | 1 | 0 | 5 | 0.6 |
| AVERAGE | | -- | -- | 3.6 | 0.2 | 0.9 | -- | 0.1 | 0.6 | -- | 0.0 | 0.0 | -- | 0.1 | 0.5 | 0.6 | 0.1 | 0.5 | 0.1 | 0.0 | 0.6 | -- |



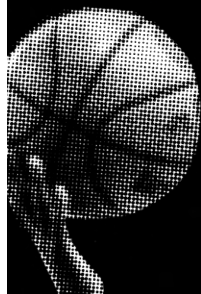
2022-23 GAME-BY-GAME Regular Season STATISTICS (CLE)

| DATE | OPP | P/S | MIN | FG | FGA | FG% | 3PM | 3PA | 3P% | FT | FTA | FT% | OR | DR | TOT | A | ST | BS | TO | PF | +/- | PTS |
|----------|--------|-----|-------|-----|-----|------|-----|-----|------|-----|-----|-----------------------------------|-----|-----|-----|-----|-----|-----|-----|-----|------|-----|
| 03/04/23 | DET | P | 4:17 | 1 | 2 | .500 | 0 | 1 | .000 | 0 | 0 | .000 | 0 | 0 | 0 | 0 | 0 | 0 | 0 | 0 | -5 | 2 |
| 03/06/23 | BOS | | | | | | | | | | | [Did not play] | | | | | | | | | | |
| 03/08/23 | at MIA | | | | | | | | | | | [Did not play] | | | | | | | | | | |
| 03/10/23 | at MIA | | | | | | | | | | | [Did not play] | | | | | | | | | | |
| 03/12/23 | at CHA | | | | | | | | | | | [Did not play] | | | | | | | | | | |
| 03/14/23 | at CHA | P | 4:07 | 0 | 1 | .000 | 0 | 1 | .000 | 0 | 0 | .000 | 0 | 0 | 0 | 0 | 0 | 0 | 0 | 1 | -5 | 0 |
| 03/15/23 | PHI | | | | | | | | | | | [Did not play] | | | | | | | | | | |
| 03/17/23 | WAS | | | | | | | | | | | Inactive - G League on Assignment | | | | | | | | | | |
| 03/21/23 | at BKN | | | | | | | | | | | Inactive - G League on Assignment | | | | | | | | | | |
| 03/23/23 | at BKN | | | | | | | | | | | Inactive - G League on Assignment | | | | | | | | | | |
| 03/26/23 | HOU | P | 2:21 | 0 | 1 | .000 | 0 | 1 | .000 | 0 | 0 | .000 | 0 | 1 | 1 | 1 | 0 | 0 | 0 | 1 | 1 | 0 |
| 03/28/23 | at ATL | | | | | | | | | | | Inactive - G League on Assignment | | | | | | | | | | |
| 03/31/23 | NYK | | | | | | | | | | | Inactive - G League on Assignment | | | | | | | | | | |
| 04/02/23 | IND | | | | | | | | | | | [Did not play] | | | | | | | | | | |
| 04/04/23 | at ORL | | | | | | | | | | | [Did not play] | | | | | | | | | | |
| 04/06/23 | at ORL | P | 21:47 | 2 | 6 | .333 | 2 | 6 | .333 | 0 | 0 | .000 | 0 | 4 | 4 | 3 | 1 | 0 | 0 | 0 | 15 | 6 |
| 04/09/23 | CHA | P | 25:59 | 6 | 12 | .500 | 3 | 9 | .333 | 2 | 2 | 1.000 | 0 | 4 | 4 | 1 | 3 | 0 | 0 | 1 | -11 | 17 |
| 2022 | TTL | 5-0 | 56 | 9 | 22 | .409 | 5 | 18 | .278 | 2 | 2 | 1.000 | 0 | 9 | 9 | 5 | 4 | 0 | 0 | 3 | -5 | 25 |
| 2022 | AVG | -- | 11.2 | 1.8 | 4.4 | -- | 1.0 | 3.6 | -- | 0.4 | 0.4 | -- | 0.0 | 1.8 | 1.8 | 1.0 | 0.8 | 0.0 | 0.0 | 0.6 | -1.0 | 5.0 |



DONOVAN MITCHELL

Guard 45



6th Season in the NBA

Prev.
Louisville

Height: 6-3
Weight: 215
Birthdate: 09/07/96
Country: USA



2022-23 SEASON:

- Appeared in 68 games (all starts) for Cleveland.
- Averaged a **career-high 28.3 points** (.484 FG%, .386 3FG%), 4.4 assists, 4.3 rebounds and 1.43 steals in a career-high 35.8 minutes. He also shot a career-best .867% from the free throw line.
- His 28.3 PPG was the 5th-highest points per game in a single season in Cavaliers team history.
- Mitchell recorded a career-high five double-doubles on the season.
- Recorded a franchise-high and career-high 245 three-pointers, marking the second-most triples made in NBA history in a players first season with a new team.
- Recorded 10+ points 66 times, 20+ points 53 times, 30+ points 31 times, 40+ points on 13 occasions and one game with 70+ points.
- Mitchell's 13 games of 40+ points were the most in a single season in Cavaliers team history and the second-most 40-point games in a single season for a players first year on a new team, behind only Wilt Chamberlain (32 in 1959-60 w/ PHI).
- Recorded 4-straight games with 40+ points to end the season, becoming the first player in Cavaliers history with 4-straight 40-point games and first player in the NBA since James Harden in 2018-19.
- Recorded 40 points, a season-high 11 rebounds, four assists, and one block in 47 minutes on March 6 vs. BOS. It was his first career game with 40+ PTS and 10+ REB.
- Recorded a game-high 44 points on 17-32 (.531) shooting from the field, five assists, and four rebounds in 44 minutes on March 1 at BOS. It was his 7th 40-point game of the season and his 23rd game with at least 30 points.
- Tallied a game-high 35 points, including 8-12 (.667) shooting from beyond the arc, six rebounds, four assists, a game-high three steals and one block in 34 minutes on Feb. 26 vs. TOR. His eight triples tied his season high for three-pointers made in a game.
- Chipped in a game-high 41 points on 16-26 (.615) shooting from the field, including 6-13 (.461) shooting from beyond the arc, five assists, three rebounds, one steal and one block in 37 minutes on Feb. 13 vs. SAS. It was his sixth game with 40+ points on the season.
- Finished with a game-high 46 PTS on 14-27 (.518) shooting from the field, including 11-11 shooting from the foul line to go with six assists, five rebounds and a game-high three steals in 36 minutes on Jan. 10 at UTA. His 46 points were the second-most points in a players first road game vs. their former team in NBA history.
- MITCHELL SCORES 71 POINTS:** Tallied a **CAREER-HIGH 71 points** on 22-34 (.647) shooting from the field, including 7-15 (.466) from beyond the arc and 20-25 (.800) shooting from the free throw line, a game-high 11 assists, eight rebounds and one block in a career-high 50 minutes of play on Jan. 2nd vs. CHI. **He was just the 7th player in NBA HISTORY to record 70+ points in a game** (Wilt Chamberlain, Kobe Bryant, David Thompson, David Robinson, Elgin Baylor and Devin Booker). His 71 points were the most points scored in Cavaliers history, surpassing the previous high of 57 points (LeBron James and Kyrie Irving).
- He was the ONLY PLAYER IN NBA HISTORY to record 70+ PTS, 11+ AST and 8+ REB in a game.** No other player in league history has ever recorded 70 points and 10 assists in a game.
- Mitchell recorded 24 of his points in the third quarter, including a perfect 12-12 shooting from the free throw line in the quarter. It was the sixth time in his career with 20+ points in a single quarter. **He was the 4th player in Cavs history with 24+ points in a quarter** (LeBron James, Kevin Love, Darius Garland). He is the first Cavs player to shoot 12-12 or better from the free throw line in a quarter since Zydrunas Ilgauskas shot 12-12 from the charity strip in the fourth quarter on Jan. 27, 2006 at IND. His 24 points in the third quarter was the second-highest scoring total in a quarter by a Cavalier this season (Darius Garland had 27 PTS in the 4th quarter on Nov. 13 vs. MIN).
- Mitchell scored 55 of his 71 points in the second half and overtime**, including 42 PTS in the 2nd half and 13 PTS in overtime (had just 15 PTS at halftime). His 42 PTS in the second half was the most points in any half by a Cavalier in team history. Mitchell's 20 FTM and 25 FTA were both career-highs and he is the 2nd Cavaliers player in team history with 20+ free throws made in a game (LeBron James had 24 FTM on March 12, 2006 at MIA).
- Finished with a game-high 41 points on 14-24 (.583) shooting from the field, including 8-15 (.533) shooting from beyond the arc, three assists and one steal in 37 minutes on Dec. 16 vs. IND. He scored 18 of his points in the fourth quarter on 5-6 (.833) shooting from the field. It was his season-high for points in the 4th quarter.
- Recorded a game-high 43 points, including 4-8 (.500) shooting from beyond the arc, six rebounds, five assists and a game-high four steals in 40 minutes on Dec. 6 vs. LAL. Mitchell was the 3rd player in Cavs history with 40+ PTS, 5+ REB, 5+ AST and 4+ STL.
- Recorded a game-high tying 41 points on 15-26 (.576) from the field, including 5-9 (.556) from beyond the arc, four rebounds, three assists and one steal in 46 minutes of play on Oct. 28 at BOS. It was Mitchell's 10th career game with 40+ points (first with Cleveland) and he joined Caris LeVert (41 PTS) as the first pair of Cavaliers teammates with 40+ points in a regular season game in franchise history.
- Recorded a game-high 37 points, a team-high tying four assists, five rebounds, a game-high three steals and one block in 44 minutes on Oct. 23 vs. WAS. It was his 3rd consecutive game with 30+ points, becoming just the 3rd player in NBA HISTORY to record 30+ points in his first three games with a new team (Wilt Chamberlain, eight straight in 1959-60 with PHI and Glenn Robinson, three straight in 2002-03 with ATL).
- Tallied a game high 32 points, nine rebounds, eight assists and one steal in 35 minutes on Oct. 22 at CHI. He became the 1st Cavs player ever to open a season with back-to-back 30-point games.
- Recorded a game-high 31 PTS in 35 MIN during his Cavaliers debut on Oct. 19 at TOR. **His 31 PTS were tied for the most EVER by a player in his Cavs debut (Ron Brewer, 31 PTS in debut on Dec. 26, 1981 vs. MIL).**
- Finished with his first double-double of the season, contributing a game-high 38 points on 12-20 (.600) shooting from the field, including 8-13 (.615) shooting from beyond the arc, a career-high 12 assists, three rebounds, two blocks and one steal in 37 minutes on Oct. 30 vs. NYK. It is Mitchell's second career game with 30+ points and 10+ assists (37 PTS, 10 AST on March 2, 2022 at HOU).
- Finished with a game-high 34 points on 12-21 (.571) shooting from the field, including 7-11 (.636) shooting from beyond the arc, one steal and one block in 37 minutes on Dec. 2 vs. ORL. He scored 16 of his points in the first quarter on 6-8 (.750) shooting from the field, including 3-5 (.600) shooting from beyond the arc. His 16 points were tied for his most points in an opening quarter this season (16 PTS in 1st Q on Nov. 16 at MIL).
- Recorded a game-high 38 points on 16-28 (.571) shooting from the field, five rebounds, four assists and one steal in 39 minutes on Nov. 9 at SAC. He recorded his 1,000th career 3FGM in the game, becoming the 2nd fastest NBA player in history to reach 1,000 3FGM.



PLAYOFF CAREER:

Has played in 39 career playoff games (all starts) with averages of 28.3 points, 4.9 rebounds, 4.7 assists and 1.2 steals...during the 2022 Playoffs, saw action in six games, averaging 25.5 points, 5.7 rebounds and 4.3 assists in 38.2 minutes per game...in the 2021 Playoffs, played in 10 postseason games, averaging 32.3 points, 4.2 rebounds and a playoff career-high 5.5 assists... Shot 44.7 percent from the field, 43.5 percent from the three-point line and 82.9 percent from the charity stripe...recorded his 4th career 40-pt playoff game in Game 1 vs . the Clippers, tying Karl Malone for the most 40-pt playoff games in Jazz history; accomplished this feat in 28 career playoff games, Malone's came in his 149th playoff game for the Jazz...was the first Jazz player since Malone in 1988 to posted back-to-back playoff games with 35+ points, 45 points in Games 1 vs . the Clippers and 37 in Game 2... Scored 30-or-more points in six consecutive games...during the 2020 Playoffs, set a Jazz franchise record, averaging 36.3 points, 5 .0 boards, 4 .9 assists and 1.0 stelas in seven games (all starts)...Scored 57 points against Denver on 8/17, the third-highest outing in NBA history...Scored 51 points vs . Denver on 8/23...in the 2019 Playoffs, saw action in five games (all starts), owning averages of 21 .4 points, 5 .0 rebounds, 3 .2 assists and 1 .6 steals...during the 2018 Playoffs, appeared in 11 games (all starts) averaging 24.4 points, 5.9 rebounds, 4.2 assists and 1.5 steals in 37.4 minutes per game...recorded two double-doubles...tallied 200 career playoff points, becoming the fourth rookie in NBA history to reach 200+ points in eight or fewer playoff games (Kareem Abdul-Jabbar, Wilt Chamberlain, Elgin Baylor)...scored 33 points against the Thunder (4/23), the first rookie to score 30-plus points in a playoff game since Brandon Jennings in 2010.

| | 2022-23 HIGHS | CAREER HIGHS | POSTSEASON HIGHS |
|------------------------------|---------------------|---------------------|--------------------|
| Points | 71 vs. CHI 1/2/23 | 71 vs. CHI 1/2/23 | 57 at DEN 8/17/20 |
| Field Goals Made | 22 vs. CHI 1/2/23 | 22 vs. CHI 1/2/23 | 19 at DEN 8/17/20 |
| Field Goals Attempted | 34 2 times | 36 at SAS 3/23/18 | 33 at DEN 8/17/20 |
| Three Point Field Goals Made | 8 5 times | 9 vs. CHI 3/16/22 | 9 2 times |
| Three Point FG Attempted | 18 at UTA 1/10/23 | 18 at UTA 1/10/23 | 15 4 times |
| Free Throws Made | 20 vs. CHI 1/2/23 | 20 vs. CHI 1/2/23 | 17 vs. DEN 8/23/20 |
| Free Throws Attempted | 25 vs. CHI 1/2/23 | 25 vs. CHI 1/2/23 | 18 vs. DEN 8/23/20 |
| Offensive Rebounds | 4 2 times | 5 3 times | 3 vs. HOU 4/22/19 |
| Defensive Rebounds | 10 at GSW 11/11/22 | 10 at GSW 11/11/22 | 9 2 times |
| Total Rebounds | 11 vs. BOS 3/6/23 | 12 vs. OKC 10/23/19 | 11 vs. OKC 4/21/18 |
| Assists | 12 vs. NYK 10/30/22 | 12 vs. NYK 10/30/22 | 11 at HOU 5/2/18 |
| Steals | 4 5 times | 5 4 times | 4 vs. HOU 5/6/18 |
| Blocks | 2 3 times | 2 12 times | 1 12 times |
| Minutes Played | 50 vs. CHI 1/2/23 | 50 vs. CHI 1/2/23 | 43 at DEN 8/17/20 |

Donovan Mitchell - NBA Regular Season Statistics

| SEASON | TEAM | GP | GS | MIN | FG | FGA | FG% | 3PM | 3PA | 3P% | FT | FTA | FT% | OR | DR | TOT | A | ST | TO | BS | PTS | PPG |
|----------------|------|------------|------------|---------------|--------------|--------------|-------------|--------------|--------------|-------------|--------------|--------------|-------------|------------|--------------|--------------|--------------|------------|--------------|------------|---------------|-------------|
| 2017-18 | UTA | 79 | 71 | 2,638 | 595 | 1,362 | .437 | 187 | 550 | .340 | 239 | 297 | .805 | 52 | 244 | 296 | 291 | 118 | 215 | 27 | 1,616 | 20.5 |
| 2018-19 | UTA | 77 | 77 | 2,598 | 661 | 1,530 | .432 | 188 | 519 | .362 | 319 | 396 | .806 | 59 | 257 | 316 | 322 | 106 | 218 | 31 | 1,829 | 23.8 |
| 2019-20 | UTA | 69 | 69 | 2,364 | 602 | 1,342 | .449 | 173 | 473 | .366 | 278 | 322 | .863 | 53 | 251 | 304 | 294 | 70 | 184 | 14 | 1,655 | 24.0 |
| 2020-21 | UTA | 53 | 53 | 1,771 | 478 | 1,091 | .438 | 178 | 461 | .386 | 267 | 316 | .845 | 50 | 185 | 235 | 277 | 52 | 147 | 15 | 1,401 | 26.4 |
| 2021-22 | UTA | 67 | 67 | 2,266 | 617 | 1,376 | .448 | 232 | 654 | .355 | 267 | 313 | .853 | 55 | 227 | 282 | 358 | 99 | 200 | 12 | 1,733 | 25.9 |
| 2022-23 | CLE | 68 | 68 | 2,432 | 679 | 1,402 | .484 | 245 | 635 | .386 | 319 | 368 | .867 | 63 | 226 | 289 | 301 | 99 | 180 | 27 | 1,922 | 28.3 |
| TOTALS | | 413 | 405 | 14,068 | 3,632 | 8,103 | .448 | 1,203 | 3,292 | .365 | 1,689 | 2,012 | .839 | 332 | 1,390 | 1,722 | 1,843 | 544 | 1,144 | 126 | 10,156 | 24.6 |
| AVERAGE | | -- | -- | 34.1 | 8.8 | 19.6 | -- | 2.9 | 8.0 | -- | 4.1 | 4.9 | -- | 0.8 | 3.4 | 4.2 | 4.5 | 1.3 | 2.8 | 0.3 | 24.6 | -- |

Donovan Mitchell - NBA Postseason Statistics

| SEASON | TEAM | GP | GS | MIN | FG | FGA | FG% | 3PM | 3PA | 3P% | FT | FTA | FT% | OR | DR | TOT | A | ST | TO | BS | PTS | PPG |
|----------------|------|-----------|-----------|--------------|------------|-------------|-------------|------------|------------|-------------|------------|------------|-------------|------------|------------|------------|------------|------------|------------|------------|--------------|-------------|
| 2017-18 | UTA | 11 | 11 | 411 | 102 | 243 | .420 | 25 | 80 | .313 | 39 | 43 | .907 | 9 | 56 | 65 | 46 | 16 | 32 | 4 | 268 | 24.4 |
| 2018-19 | UTA | 5 | 5 | 193 | 36 | 112 | .321 | 11 | 43 | .256 | 24 | 33 | .727 | 7 | 18 | 25 | 16 | 8 | 21 | 1 | 107 | 21.4 |
| 2019-20 | UTA | 7 | 7 | 264 | 83 | 157 | .529 | 33 | 64 | .516 | 55 | 58 | .948 | 6 | 29 | 35 | 34 | 7 | 29 | 2 | 254 | 36.3 |
| 2020-21 | UTA | 10 | 10 | 346 | 105 | 235 | .447 | 50 | 115 | .435 | 63 | 76 | .829 | 3 | 39 | 42 | 55 | 11 | 28 | 2 | 323 | 32.3 |
| 2021-22 | UTA | 6 | 6 | 229 | 53 | 133 | .398 | 10 | 48 | .208 | 37 | 42 | .881 | 6 | 20 | 26 | 34 | 4 | 16 | 3 | 153 | 25.5 |
| TOTALS | | 39 | 39 | 1,441 | 379 | 880 | .431 | 129 | 350 | .369 | 218 | 252 | .865 | 31 | 162 | 193 | 185 | 46 | 126 | 12 | 1,105 | 28.3 |
| AVERAGE | | -- | -- | 36.9 | 9.7 | 22.6 | -- | 3.3 | 9.0 | -- | 5.6 | 6.5 | -- | 0.8 | 4.2 | 4.9 | 4.7 | 1.2 | 3.2 | 0.3 | 28.3 | -- |





2022-23 GAME-BY-GAME Regular Season STATISTICS (CLE)

| DATE | OPP | P/S | MIN | FG | FGA | FG% | 3PM | 3PA | 3P% | FT | FTA | FT% | OR | DR | TOT | A | ST | BS | TO | PF | +/- | PTS |
|----------|--------|-----|-------|----|-----|------|-----|-----|------|----|-----|-------|----|----|-----|----|----|----|----|----|-----|-----|
| 10/19/22 | at TOR | S | 34:32 | 12 | 21 | .571 | 2 | 8 | .250 | 5 | 6 | .833 | 0 | 2 | 2 | 9 | 2 | 0 | 3 | 4 | 10 | 31 |
| 10/22/22 | at CHI | S | 34:31 | 10 | 19 | .526 | 4 | 6 | .667 | 8 | 9 | .889 | 3 | 6 | 9 | 8 | 1 | 0 | 4 | 3 | 19 | 32 |
| 10/23/22 | WAS | S | 44:34 | 12 | 29 | .414 | 5 | 12 | .417 | 8 | 9 | .889 | 2 | 3 | 5 | 4 | 3 | 1 | 6 | 2 | 4 | 37 |
| 10/26/22 | ORL | S | 37:12 | 5 | 19 | .263 | 1 | 7 | .143 | 3 | 4 | .750 | 2 | 2 | 4 | 8 | 2 | 0 | 1 | 3 | 9 | 14 |
| 10/28/22 | at BOS | S | 45:42 | 15 | 25 | .600 | 5 | 9 | .556 | 6 | 6 | 1.000 | 0 | 4 | 4 | 3 | 1 | 0 | 7 | 4 | 18 | 41 |
| 11/02/22 | BOS | S | 43:55 | 11 | 27 | .407 | 3 | 9 | .333 | 0 | 0 | .000 | 0 | 4 | 4 | 6 | 1 | 2 | 0 | 3 | -3 | 25 |
| 11/04/22 | at DET | | | | | | | | | | | | | | | | | | | | | |
| 11/06/22 | at LAL | S | 37:08 | 10 | 17 | .588 | 1 | 7 | .143 | 12 | 13 | .923 | 1 | 4 | 5 | 2 | 1 | 1 | 3 | 1 | 6 | 33 |
| 11/07/22 | at LAC | S | 38:36 | 10 | 15 | .667 | 8 | 11 | .727 | 2 | 3 | .667 | 0 | 1 | 1 | 2 | 0 | 0 | 3 | 5 | -2 | 30 |
| 11/09/22 | at SAC | S | 38:59 | 16 | 28 | .571 | 6 | 14 | .429 | 0 | 0 | .000 | 3 | 2 | 5 | 4 | 1 | 0 | 3 | 3 | -8 | 38 |
| 11/11/22 | at GSW | S | 37:16 | 10 | 20 | .500 | 3 | 10 | .300 | 6 | 6 | 1.000 | 0 | 10 | 10 | 9 | 2 | 1 | 3 | 0 | 7 | 29 |
| 11/13/22 | MIN | | | | | | | | | | | | | | | | | | | | | |
| 11/16/22 | at MIL | S | 34:26 | 7 | 19 | .368 | 3 | 9 | .333 | 6 | 6 | 1.000 | 0 | 2 | 2 | 3 | 2 | 0 | 2 | 1 | -17 | 23 |
| 11/18/22 | CHA | S | 43:34 | 11 | 22 | .500 | 2 | 9 | .222 | 10 | 11 | .909 | 1 | 3 | 4 | 6 | 1 | 0 | 6 | 2 | 10 | 34 |
| 11/20/22 | MIA | S | 26:47 | 5 | 12 | .417 | 2 | 7 | .286 | 1 | 2 | .500 | 1 | 2 | 3 | 5 | 2 | 0 | 1 | 4 | 15 | 13 |
| 11/21/22 | ATL | S | 38:39 | 11 | 22 | .500 | 4 | 8 | .500 | 3 | 4 | .750 | 0 | 4 | 4 | 9 | 3 | 0 | 3 | 2 | 14 | 29 |
| 11/23/22 | POR | S | 31:23 | 11 | 18 | .611 | 6 | 10 | .600 | 6 | 7 | .857 | 0 | 2 | 2 | 1 | 2 | 0 | 4 | 1 | -5 | 34 |
| 11/25/22 | at MIL | S | 32:21 | 11 | 24 | .458 | 5 | 11 | .455 | 2 | 2 | 1.000 | 2 | 1 | 3 | 1 | 1 | 0 | 2 | 2 | -20 | 29 |
| 11/27/22 | at DET | S | 38:39 | 9 | 23 | .391 | 2 | 8 | .250 | 12 | 13 | .923 | 1 | 4 | 5 | 1 | 1 | 0 | 3 | 2 | 11 | 32 |
| 11/28/22 | at TOR | S | 25:28 | 3 | 11 | .273 | 1 | 5 | .200 | 1 | 1 | 1.000 | 0 | 1 | 1 | 2 | 0 | 0 | 0 | 1 | -21 | 8 |
| 11/30/22 | PHI | S | 25:56 | 5 | 9 | .556 | 5 | 7 | .714 | 3 | 3 | 1.000 | 0 | 3 | 3 | 6 | 2 | 1 | 2 | 0 | 20 | 18 |
| 12/02/22 | ORL | S | 36:53 | 12 | 21 | .571 | 7 | 11 | .636 | 3 | 3 | 1.000 | 1 | 1 | 2 | 1 | 1 | 1 | 5 | 4 | 7 | 34 |
| 12/06/22 | LAL | S | 39:32 | 17 | 27 | .630 | 4 | 8 | .500 | 5 | 5 | 1.000 | 2 | 4 | 6 | 5 | 4 | 0 | 2 | 1 | 21 | 43 |
| 12/09/22 | SAC | | | | | | | | | | | | | | | | | | | | | |
| 12/10/22 | OKC | | | | | | | | | | | | | | | | | | | | | |
| 12/12/22 | at SAS | S | 36:34 | 12 | 24 | .500 | 2 | 7 | .286 | 2 | 2 | 1.000 | 4 | 1 | 5 | 1 | 0 | 0 | 3 | 3 | -9 | 28 |
| 12/14/22 | at DAL | S | 37:38 | 13 | 20 | .650 | 6 | 9 | .667 | 2 | 2 | 1.000 | 1 | 2 | 3 | 4 | 1 | 0 | 3 | 5 | 20 | 34 |
| 12/16/22 | IND | S | 37:23 | 14 | 24 | .583 | 8 | 15 | .533 | 5 | 5 | 1.000 | 0 | 1 | 1 | 3 | 1 | 0 | 2 | 2 | 7 | 41 |
| 12/17/22 | DAL | S | 42:14 | 9 | 21 | .429 | 1 | 9 | .111 | 6 | 8 | .750 | 0 | 4 | 4 | 3 | 1 | 0 | 4 | 4 | -4 | 25 |
| 12/19/22 | UTA | S | 22:38 | 8 | 12 | .667 | 4 | 5 | .800 | 3 | 3 | 1.000 | 0 | 2 | 2 | 1 | 0 | 0 | 1 | 4 | 8 | 23 |
| 12/21/22 | MIL | S | 36:44 | 9 | 21 | .429 | 3 | 9 | .333 | 15 | 16 | .938 | 1 | 3 | 4 | 6 | 2 | 0 | 2 | 4 | 15 | 36 |
| 12/23/22 | TOR | S | 34:39 | 4 | 16 | .250 | 3 | 12 | .250 | 1 | 4 | .250 | 0 | 5 | 5 | 4 | 3 | 0 | 3 | 1 | -12 | 12 |
| 12/26/22 | BKN | S | 34:17 | 5 | 16 | .313 | 3 | 9 | .333 | 2 | 2 | 1.000 | 1 | 2 | 3 | 5 | 1 | 1 | 1 | 2 | -13 | 15 |
| 12/29/22 | at IND | S | 36:50 | 10 | 25 | .400 | 5 | 11 | .455 | 3 | 4 | .750 | 2 | 2 | 4 | 6 | 2 | 0 | 2 | 2 | -14 | 28 |
| 12/31/22 | at CHI | S | 36:49 | 5 | 16 | .313 | 0 | 6 | .000 | 5 | 6 | .833 | 1 | 2 | 3 | 6 | 4 | 0 | 7 | 3 | -9 | 15 |
| 01/02/23 | CHI | S | 49:48 | 22 | 34 | .647 | 7 | 15 | .467 | 20 | 25 | .800 | 3 | 5 | 8 | 11 | 0 | 1 | 4 | 3 | 19 | 71 |
| 01/04/23 | PHX | S | 36:15 | 6 | 20 | .300 | 3 | 12 | .250 | 5 | 5 | 1.000 | 1 | 5 | 6 | 9 | 2 | 0 | 4 | 4 | 9 | 20 |
| 01/06/23 | at DEN | | | | | | | | | | | | | | | | | | | | | |
| 01/08/23 | at PHX | S | 29:46 | 7 | 12 | .583 | 2 | 7 | .286 | 6 | 6 | 1.000 | 0 | 2 | 2 | 2 | 1 | 1 | 4 | 4 | 3 | 22 |
| 01/10/23 | at UTA | S | 36:12 | 14 | 27 | .519 | 7 | 18 | .389 | 11 | 11 | 1.000 | 1 | 4 | 5 | 6 | 3 | 0 | 0 | 0 | -4 | 46 |
| 01/12/23 | at POR | S | 35:38 | 11 | 23 | .478 | 2 | 8 | .250 | 2 | 4 | .500 | 1 | 4 | 5 | 5 | 2 | 0 | 3 | 2 | 10 | 26 |
| 01/14/23 | at MIN | S | 36:46 | 5 | 16 | .313 | 2 | 9 | .222 | 2 | 4 | .500 | 1 | 2 | 3 | 6 | 0 | 0 | 2 | 1 | -5 | 14 |
| 01/16/23 | NOP | S | 21:49 | 3 | 9 | .333 | 2 | 6 | .333 | 3 | 3 | 1.000 | 0 | 1 | 1 | 0 | 0 | 1 | 4 | 1 | 2 | 11 |
| 01/18/23 | at MEM | | | | | | | | | | | | | | | | | | | | | |
| 01/20/23 | GSW | | | | | | | | | | | | | | | | | | | | | |
| 01/21/23 | MIL | | | | | | | | | | | | | | | | | | | | | |
| 01/24/23 | at NYK | S | 38:17 | 9 | 24 | .375 | 6 | 14 | .429 | 0 | 0 | .000 | 2 | 6 | 8 | 8 | 4 | 1 | 0 | 4 | 12 | 24 |
| 01/26/23 | at HOU | | | | | | | | | | | | | | | | | | | | | |
| 01/27/23 | at OKC | | | | | | | | | | | | | | | | | | | | | |
| 01/29/23 | LAC | S | 20:26 | 5 | 9 | .556 | 1 | 3 | .333 | 0 | 0 | .000 | 0 | 0 | 0 | 3 | 1 | 0 | 0 | 2 | 36 | 11 |
| 01/31/23 | MIA | S | 37:10 | 6 | 17 | .353 | 3 | 13 | .231 | 1 | 2 | .500 | 1 | 2 | 3 | 9 | 4 | 0 | 2 | 3 | 2 | 16 |
| 02/02/23 | MEM | S | 22:03 | 2 | 11 | .182 | 2 | 4 | .500 | 0 | 0 | .000 | 0 | 4 | 4 | 3 | 1 | 1 | 0 | 1 | -3 | 6 |
| 02/05/23 | at IND | S | 34:51 | 6 | 18 | .333 | 2 | 10 | .200 | 5 | 5 | 1.000 | 0 | 3 | 3 | 6 | 1 | 0 | 4 | 1 | 14 | 19 |
| 02/06/23 | at WAS | S | 28:06 | 8 | 16 | .500 | 3 | 9 | .333 | 2 | 2 | 1.000 | 0 | 6 | 6 | 5 | 1 | 0 | 3 | 1 | 25 | 21 |
| 02/08/23 | DET | | | | | | | | | | | | | | | | | | | | | |
| 02/10/23 | at NOP | S | 33:07 | 12 | 21 | .571 | 3 | 9 | .333 | 3 | 3 | 1.000 | 0 | 5 | 5 | 3 | 1 | 0 | 3 | 0 | 16 | 30 |
| 02/11/23 | CHI | S | 38:53 | 10 | 18 | .556 | 3 | 7 | .429 | 6 | 6 | 1.000 | 3 | 7 | 10 | 6 | 1 | 2 | 2 | 1 | 9 | 29 |
| 02/13/23 | SAS | S | 36:50 | 16 | 26 | .615 | 6 | 13 | .462 | 3 | 4 | .750 | 1 | 3 | 4 | 5 | 1 | 1 | 2 | 2 | 17 | 41 |
| 02/15/23 | at PHI | S | 41:51 | 11 | 24 | .458 | 4 | 11 | .364 | 7 | 8 | .875 | 3 | 2 | 5 | 5 | 2 | 1 | 2 | 1 | -1 | 33 |
| 02/23/23 | DEN | S | 35:24 | 9 | 22 | .409 | 2 | 7 | .286 | 2 | 2 | 1.000 | 1 | 2 | 3 | 3 | 4 | 0 | 2 | 3 | -1 | 22 |
| 02/24/23 | at ATL | S | 31:58 | 6 | 17 | .353 | 2 | 10 | .200 | 5 | 5 | 1.000 | 0 | 1 | 1 | 3 | 1 | 0 | 1 | 4 | -15 | 19 |
| 02/26/23 | TOR | S | 31:08 | 13 | 21 | .619 | 8 | 12 | .667 | 1 | 1 | 1.000 | 1 | 5 | 6 | 4 | 3 | 1 | 3 | 4 | 12 | 35 |
| 03/01/23 | at BOS | S | 43:34 | 17 | 32 | .531 | 4 | 12 | .333 | 6 | 7 | .857 | 1 | 3 | 4 | 5 | 0 | 0 | 2 | 4 | -5 | 44 |
| 03/04/23 | DET | S | 24:27 | 8 | 17 | .471 | 2 | 6 | .333 | 2 | 3 | .667 | 0 | 3 | 3 | 4 | 2 | 1 | 1 | 0 | 22 | 20 |
| 03/06/23 | BOS | S | 47:11 | 14 | 34 | .412 | 4 | 11 | .364 | 8 | 8 | 1.000 | 4 | 7 | 11 | 4 | 0 | 1 | 3 | 2 | 3 | 40 |
| 03/08/23 | at MIA | S | 33:38 | 7 | 18 | .389 | 1 | 7 | .143 | 3 | 3 | 1.000 | 0 | 4 | 4 | 4 | 2 | 0 | 3 | 3 | 8 | 18 |
| 03/10/23 | at MIA | S | 42:33 | 15 | 30 | .500 | 8 | 15 | .533 | 4 | 6 | .667 | 0 | 3 | 3 | 4 | 1 | 0 | 4 | 4 | 1 | 42 |
| 03/12/23 | at CHA | S | 33:08 | 10 | 19 | .526 | 0 | 6 | .000 | 3 | 3 | 1.000 | 1 | 2 | 3 | 3 | 2 | 0 | 2 | 5 | -13 | 23 |
| 03/14/23 | at CHA | | | | | | | | | | | | | | | | | | | | | |
| 03/15/23 | PHI | S | 39:45 | 9 | 19 | .474 | 1 | 7 | .143 | 2 | 3 | .667 | 1 | 5 | 6 | 3 | 3 | 0 | 1 | 1 | -13 | 21 |
| 03/17/23 | WAS | S | 26:01 | 7 | 17 | .412 | 0 | 6 | .000 | 6 | 6 | 1.000 | 2 | 4 | 6 | 1 | 1 | 0 | 2 | 2 | 8 | 20 |
| 03/21/23 | at BKN | S | 36:58 | 10 | 22 | .455 | 5 | 9 | .556 | 6 | 8 | .750 | 0 | 5 | 5 | 3 | 0 | 0 | 3 | 1 | 20 | 31 |
| 03/23/23 | at BKN | S | 33:29 | 11 | 24 | .458 | 3 | 9 | .333 | 6 | 9 | .667 | 2 | 4 | 6 | 1 | 0 | 1 | 1 | 3 | 0 | 31 |
| 03/26/23 | HOU | S | 36:03 | 8 | 16 | .500 | 4 | 9 | .444 | 2 | 2 | 1.000 | 2 | 3 | 5 | 1 | 1 | 1 | 1 | 2 | 24 | 22 |
| 03/28/23 | at ATL | S | 40:01 | 15 | 33 | .455 | 5 | 12 | .417 | 9 | 9 | 1.000 | 1 | 4 | 5 | 5 | 2 | 0 | 2 | 3 | 4 | 44 |
| 03/31/23 | NYK | S | 39:51 | 16 | 23 | .696 | 6 | 9 | .667 | 4 | 5 | .800 | 0 | 4 | 4 | 5 | 0 | 1 | 4 | 5 | -8 | 42 |
| 04/02/23 | IND | S | 39:45 | 14 | 25 | .560 | 3 | 9 | .333 | 9 | 12 | .750 | 0 | 6 | 6 | 1 | 3 | 0 | 5 | 4 | 16 | 40 |
| 04/04/23 | at ORL | S | 40:58 | 15 | 23 | .652 | | | | | | | | | | | | | | | | |

EVAN MOBLEY

Forward/Center 4



2nd Season in the NBA

Prev.
USC

Height: 7-0
Weight: 215
Birthdate: 06/18/01
Country: USA



2022-23 SEASON:

- Appeared in 79 games (all starts) for Cleveland. His 79 games were the most appearance by any member of the Cavaliers this season.
- Averaged 16.2 points (career-high), 9.0 rebounds (career-high), 2.8 assists (career-high), 1.51 blocks and 0.76 steals while shooting .554 FG% (career-high) in 34.4 minutes (career-high).
- Tallied 10+ points in 71 games, 20+ points in 18 games and 30+ points on two occasions. Mobley recorded 10 games with 20+ points and 10+ rebounds.
- Recorded a career-high 24 double-doubles on the season and grabbed 10+ rebounds on 26 occasions.
- Tallied 4+ blocked shots in eight games this season including a career-high eight blocks on Nov. 4 at DET. Had 5-straight games with 3+ blocks from March 23-April 2.
- Chipped in two games this season with 20+ points, 5+ rebounds and 5+ assists. Had 12 occasions on the years with 5+ assists.
- Recorded zero turnovers in a career-best four consecutive games from March 28-April 4th.
- Finished the season leading the NBA in defensive win shares (4.8). He also ranked T-1st in contested three-pointers per game (3.6) and 4th in the NBA in contested shots per game (11.4).
- Chipped in 31 points on 12-19 shooting from the field, nine rebounds, one steal and one block in 38 minutes of play. He scored 14 of his points in the first quarter, tying his season-high for points in any quarter.
- Tallied 28 points on 13-18 shooting from the field, a game-13 rebounds, two assists, a game-high three steals and two blocks in 37 min on Feb. 10 at NOP. It was his first game of the season with 25+ PTS and 10+ rebounds.
- Recorded a career-high 38 points on 19-27 (.704) shooting from the field, nine rebounds and three assists in 38 minutes on Jan. 21 vs. MIL. Mobley scored 20 of his points in the second half, also marking his career high for points in any half. He is just the fourth Cavaliers player aged 21 or younger to record 38+ PTS in a game (LeBron James, Collin Sexton and Kyrie Irving). His 19 field goal made are tied for the most by a Cavs player aged 21 or younger (LeBron James, 3 times). He is just the fourth NBA player since three-pointers were adopted in 1979 to record 38+ PTS without a single three-pointer or free throw made (Hakeem Olajuwon, 48 PTS on Jan. 30, 1997, Alex English, 2 times and George Gervin, 42 PTS on Jan. 25, 1985). It was his second career 30-point game (30 PTS on March 14, 2022 vs. LAC).
- Recorded his 10th double-double of the season with 21 points on 8-14 (.571) shooting from the field, a team-high 12 rebounds and three assists in 37 minutes on Dec. 10 vs. OKC.
- Chipped in his eighth double-double of the season with 18 points on 9-10 (.900) shooting from the field, a game-high 13 rebounds, four assists, a team-high two blocks and one steal in 38 minutes on Dec. 2 vs. ORL. His .900 FG% was a career-high (min. 5 FGM).
- Recorded 18 points, a game-high 15 rebounds, one steal and two blocks in 33 minutes on Nov. 28 at TOR. It was his 5th career game with 15+ PTS and 15+ REB.
- Finished with his third double-double of the season, chipping in 21 points, a **career-high 18 rebounds**, five assists, two blocks and one steal in a career-high 45 minutes. It was his first career game with 20+ PTS, 15+ REB and 5+ AST. Mobley became the 9th Cavalier in team history with 20+ PTS, 15+ REB, 5+ AST, 2+ BLK and 1+ STL.
- Tallied 11 PTS, 8 REB, a CAREER-HIGH 8 BLK and 2 AST in 30 MIN on Nov. 4 at DET. Mobley became the youngest Cavaliers player to record 8 blocks and just the third Cavs player in team history with 8+ BLK (Hot Rod Williams and Larry Nance).

LAST SEASON'S PLAY IN TOURNAMENT:

In one **NBA Play-In Tournament** appearance with Cleveland (2022), has play-in averages of 18.5 points, 7.5 rebounds, 3.5 assists and 2.0 blocks in 36.0 minutes per contest in two play-in games (both starts).

| | 2022-23 HIGHS | | | | CAREER HIGHS | | | | POSTSEASON HIGHS | | | |
|------------------------------|---------------------|--|--|--|---------------------|--|--|--|-------------------|--|--|--|
| Points | 38 vs. MIL 1/21/23 | | | | 38 vs. MIL 1/21/23 | | | | 19 at BKN 4/12/22 | | | |
| Field Goals Made | 19 vs. MIL 1/21/23 | | | | 19 vs. MIL 1/21/23 | | | | 9 at BKN 4/12/22 | | | |
| Field Goals Attempted | 27 vs. MIL 1/21/23 | | | | 27 vs. MIL 1/21/23 | | | | 13 at BKN 4/12/22 | | | |
| Three Point Field Goals Made | 2 6 times | | | | 2 10 times | | | | -- | | | |
| Three Point FG Attempted | 6 vs. TOR 2/26/23 | | | | 6 vs. TOR 2/26/23 | | | | -- | | | |
| Free Throws Made | 9 at HOU 1/26/23 | | | | 9 at HOU 1/26/23 | | | | 1 at BKN 4/12/22 | | | |
| Free Throws Attempted | 11 at CHA 3/12/23 | | | | 11 at CHA 3/12/23 | | | | 2 at BKN 4/12/22 | | | |
| Offensive Rebounds | 8 at GSW 11/11/22 | | | | 8 at GSW 11/11/22 | | | | 1 at BKN 4/12/22 | | | |
| Defensive Rebounds | 13 vs. CHA 11/18/22 | | | | 13 2 times | | | | 6 at BKN 4/12/22 | | | |
| Total Rebounds | 18 vs. CHA 11/18/22 | | | | 18 vs. CHA 11/18/22 | | | | 7 at BKN 4/12/22 | | | |
| Assists | 7 at IND 12/29/22 | | | | 7 2 times | | | | 2 at BKN 4/12/22 | | | |
| Steals | 3 2 times | | | | 5 at IND 3/8/22 | | | | -- | | | |
| Blocks | 8 at DET 11/4/22 | | | | 8 at DET 11/4/22 | | | | 2 at BKN 4/12/22 | | | |
| Minutes Played | 45 vs. CHA 11/18/22 | | | | 45 vs. CHA 11/18/22 | | | | 35 at BKN 4/12/22 | | | |

Evan Mobley - NBA Regular Season Statistics

| SEASON | TEAM | GP | GS | MIN | FG | FGA | FG% | 3PM | 3PA | 3P% | FT | FTA | FT% | OR | DR | TOT | A | ST | TO | BS | PTS | PPG |
|----------------|------|------------|------------|--------------|------------|--------------|-------------|------------|------------|-------------|------------|------------|-------------|------------|------------|--------------|------------|------------|------------|------------|--------------|-------------|
| 2021-22 | CLE | 69 | 69 | 2,331 | 422 | 830 | .508 | 23 | 92 | .250 | 167 | 252 | .663 | 143 | 427 | 570 | 174 | 56 | 133 | 115 | 1,034 | 15.0 |
| 2022-23 | CLE | 79 | 79 | 2,715 | 525 | 947 | .554 | 22 | 102 | .216 | 205 | 304 | .674 | 187 | 524 | 711 | 224 | 60 | 146 | 119 | 1,277 | 16.2 |
| TOTALS | | 148 | 148 | 5,045 | 947 | 1,777 | .533 | 45 | 194 | .232 | 372 | 556 | .669 | 330 | 951 | 1,281 | 398 | 116 | 279 | 234 | 2,311 | 15.6 |
| AVERAGE | | -- | -- | 34.1 | 6.4 | 12.0 | -- | 0.3 | 1.3 | -- | 2.5 | 3.8 | -- | 2.2 | 6.4 | 8.7 | 2.7 | 0.8 | 1.9 | 1.6 | 15.6 | -- |



2022-23 GAME-BY-GAME Regular Season STATISTICS (CLE)

| DATE | OPP | P/S | MIN | FG | FGA | FG% | 3PM | 3PA | 3P% | FT | FTA | FT% | OR | DR | TOT | A | ST | BS | TO | PF | +/- | PTS |
|----------|--------|-----|-------|----|-----|------|-----|-----|-------|----|-----|-------|-------------------|----|-----|---|----|----|----|----|-----|-----|
| 10/19/22 | at TOR | S | 35:35 | 5 | 9 | .556 | 1 | 3 | .333 | 3 | 4 | .750 | 0 | 6 | 6 | 1 | 1 | 1 | 3 | 1 | -14 | 14 |
| 10/22/22 | at CHI | S | 24:46 | 7 | 9 | .778 | 0 | 0 | .000 | 2 | 2 | 1.000 | 1 | 2 | 3 | 1 | 1 | 1 | 3 | 1 | 7 | 16 |
| 10/23/22 | WAS | S | 36:35 | 2 | 7 | .286 | 0 | 0 | .000 | 6 | 6 | 1.000 | 2 | 5 | 7 | 2 | 2 | 1 | 2 | 3 | -3 | 10 |
| 10/26/22 | ORL | S | 34:26 | 9 | 15 | .600 | 0 | 0 | .000 | 2 | 4 | .500 | 0 | 3 | 3 | 3 | 1 | 1 | 3 | 4 | 3 | 20 |
| 10/28/22 | at BOS | S | 41:59 | 7 | 12 | .583 | 1 | 3 | .333 | 4 | 6 | .667 | 3 | 7 | 10 | 3 | 1 | 2 | 2 | 4 | 2 | 19 |
| 11/02/22 | BOS | S | 32:00 | 7 | 8 | .875 | 0 | 1 | .000 | 1 | 2 | .500 | 2 | 5 | 7 | 2 | 0 | 0 | 3 | 3 | 15 | 15 |
| 11/04/22 | at DET | S | 30:12 | 5 | 14 | .357 | 0 | 1 | .000 | 1 | 2 | .500 | 2 | 6 | 8 | 2 | 0 | 8 | 1 | 0 | 0 | 11 |
| 11/06/22 | at LAL | S | 30:27 | 2 | 7 | .286 | 0 | 1 | .000 | 1 | 2 | .500 | 2 | 5 | 7 | 3 | 2 | 1 | 1 | 3 | 1 | 5 |
| 11/07/22 | at LAC | S | 33:41 | 12 | 18 | .667 | 0 | 0 | .000 | 2 | 2 | 1.000 | 3 | 5 | 8 | 1 | 0 | 0 | 3 | 6 | -20 | 26 |
| 11/09/22 | at SAC | S | 35:45 | 7 | 10 | .700 | 0 | 0 | .000 | 2 | 3 | .667 | 1 | 5 | 6 | 0 | 1 | 0 | 2 | 3 | -1 | 16 |
| 11/11/22 | at GSW | S | 38:45 | 8 | 15 | .533 | 0 | 0 | .000 | 4 | 5 | .800 | 8 | 5 | 13 | 4 | 0 | 2 | 3 | 3 | 1 | 20 |
| 11/13/22 | MIN | S | 32:12 | 1 | 4 | .250 | 0 | 0 | .000 | 2 | 6 | .333 | 5 | 8 | 13 | 3 | 2 | 0 | 3 | 4 | -14 | 4 |
| 11/16/22 | at MIL | S | 31:09 | 9 | 14 | .643 | 0 | 0 | .000 | 2 | 4 | .500 | 3 | 4 | 7 | 2 | 1 | 2 | 0 | 3 | -13 | 20 |
| 11/18/22 | CHA | S | 45:26 | 9 | 14 | .643 | 0 | 1 | .000 | 3 | 4 | .750 | 5 | 13 | 18 | 5 | 1 | 2 | 1 | 4 | 15 | 21 |
| 11/20/22 | MIA | S | 30:00 | 7 | 12 | .583 | 0 | 0 | .000 | 1 | 2 | .500 | 4 | 6 | 10 | 5 | 1 | 0 | 3 | 2 | 15 | 15 |
| 11/21/22 | ATL | S | 35:33 | 4 | 6 | .667 | 0 | 0 | .000 | 2 | 2 | 1.000 | 2 | 7 | 9 | 3 | 1 | 1 | 4 | 2 | 5 | 10 |
| 11/23/22 | POR | S | 35:06 | 4 | 10 | .400 | 0 | 0 | .000 | 2 | 4 | .500 | 4 | 8 | 12 | 3 | 0 | 3 | 2 | 2 | 0 | 10 |
| 11/25/22 | at MIL | S | 29:05 | 2 | 12 | .167 | 0 | 1 | .000 | 4 | 4 | 1.000 | 1 | 7 | 8 | 0 | 3 | 0 | 2 | 0 | -16 | 8 |
| 11/27/22 | at DET | S | 39:38 | 8 | 12 | .667 | 2 | 2 | 1.000 | 2 | 5 | .400 | 6 | 7 | 13 | 1 | 0 | 1 | 3 | 3 | 4 | 20 |
| 11/28/22 | at TOR | S | 32:30 | 7 | 14 | .500 | 0 | 4 | .000 | 4 | 6 | .667 | 3 | 12 | 15 | 1 | 1 | 2 | 1 | 1 | -8 | 18 |
| 11/30/22 | PHI | S | 23:47 | 8 | 10 | .800 | 0 | 1 | .000 | 0 | 0 | .000 | 0 | 8 | 8 | 3 | 0 | 1 | 1 | 4 | 23 | 16 |
| 12/02/22 | ORL | S | 38:21 | 9 | 10 | .900 | 1 | 1 | 1.000 | 0 | 0 | .000 | 4 | 9 | 13 | 4 | 1 | 2 | 2 | 3 | 15 | 19 |
| 12/06/22 | LAL | S | 29:46 | 3 | 6 | .500 | 0 | 1 | .000 | 1 | 2 | .500 | 3 | 9 | 12 | 2 | 1 | 1 | 0 | 5 | 14 | 7 |
| 12/09/22 | SAC | S | 40:37 | 5 | 13 | .385 | 0 | 3 | .000 | 7 | 9 | .778 | 2 | 5 | 7 | 4 | 1 | 0 | 4 | 3 | -4 | 17 |
| 12/10/22 | OKC | S | 36:50 | 8 | 14 | .571 | 2 | 3 | .667 | 3 | 5 | .600 | 3 | 9 | 12 | 3 | 0 | 0 | 2 | 4 | 9 | 21 |
| 12/12/22 | at SAS | S | 37:47 | 7 | 12 | .583 | 0 | 0 | .000 | 3 | 4 | .750 | 4 | 9 | 13 | 4 | 0 | 1 | 3 | 2 | 2 | 17 |
| 12/14/22 | at DAL | S | 35:00 | 5 | 9 | .556 | 0 | 1 | .000 | 4 | 4 | 1.000 | 2 | 5 | 7 | 6 | 0 | 1 | 1 | 5 | 11 | 14 |
| 12/16/22 | IND | S | 31:06 | 6 | 10 | .600 | 1 | 2 | .500 | 3 | 4 | .750 | 0 | 9 | 9 | 2 | 0 | 2 | 1 | 2 | 10 | 16 |
| 12/17/22 | DAL | S | 36:22 | 6 | 10 | .600 | 1 | 1 | 1.000 | 4 | 5 | .800 | 3 | 5 | 8 | 4 | 0 | 0 | 0 | 3 | 3 | 17 |
| 12/19/22 | UTA | S | 30:39 | 4 | 6 | .667 | 0 | 1 | .000 | 4 | 6 | .667 | 0 | 8 | 8 | 3 | 0 | 0 | 1 | 2 | 18 | 12 |
| 12/21/22 | MIL | S | 23:01 | 3 | 7 | .429 | 0 | 3 | .000 | 1 | 2 | .500 | 0 | 3 | 3 | 1 | 1 | 1 | 2 | 5 | -6 | 7 |
| 12/23/22 | TOR | S | 32:17 | 5 | 7 | .714 | 0 | 0 | .000 | 0 | 0 | .000 | 1 | 7 | 8 | 3 | 0 | 1 | 2 | 0 | -13 | 10 |
| 12/26/22 | BKN | S | 38:59 | 5 | 11 | .455 | 0 | 3 | .000 | 2 | 2 | 1.000 | 0 | 6 | 6 | 2 | 1 | 1 | 3 | 3 | -6 | 12 |
| 12/29/22 | at IND | S | 31:56 | 5 | 10 | .500 | 0 | 1 | .000 | 3 | 3 | 1.000 | 5 | 2 | 7 | 7 | 2 | 1 | 3 | 2 | -18 | 13 |
| 12/31/22 | at CHI | | | | | | | | | | | | Inactive - Injury | | | | | | | | | |
| 01/02/23 | CHI | | | | | | | | | | | | DNP - Injury | | | | | | | | | |
| 01/04/23 | PHX | S | 31:46 | 2 | 9 | .222 | 0 | 0 | .000 | 2 | 2 | 1.000 | 1 | 7 | 8 | 1 | 2 | 0 | 4 | 1 | -8 | 6 |
| 01/06/23 | at DEN | S | 34:02 | 6 | 13 | .462 | 0 | 2 | .000 | 0 | 6 | .000 | 2 | 7 | 9 | 4 | 1 | 3 | 1 | 4 | -3 | 12 |
| 01/08/23 | at PHX | S | 34:26 | 7 | 10 | .700 | 0 | 0 | .000 | 0 | 0 | .000 | 0 | 8 | 8 | 6 | 0 | 1 | 3 | 0 | 13 | 14 |
| 01/10/23 | at UTA | S | 37:03 | 5 | 8 | .625 | 0 | 0 | .000 | 2 | 4 | .500 | 1 | 6 | 7 | 1 | 1 | 4 | 0 | 6 | -8 | 12 |
| 01/12/23 | at POR | S | 24:57 | 6 | 12 | .500 | 0 | 1 | .000 | 5 | 6 | .833 | 5 | 3 | 8 | 3 | 1 | 1 | 0 | 4 | 6 | 17 |
| 01/14/23 | at MIN | S | 31:30 | 6 | 11 | .545 | 0 | 2 | .000 | 7 | 8 | .875 | 2 | 6 | 8 | 1 | 0 | 0 | 3 | 3 | -24 | 19 |
| 01/16/23 | NOP | S | 39:43 | 8 | 10 | .800 | 0 | 0 | .000 | 3 | 4 | .750 | 1 | 7 | 8 | 0 | 0 | 1 | 2 | 2 | 8 | 19 |
| 01/18/23 | at MEM | S | 38:51 | 9 | 15 | .600 | 0 | 1 | .000 | 0 | 2 | .000 | 4 | 11 | 15 | 3 | 1 | 2 | 6 | 2 | 2 | 18 |
| 01/20/23 | GSW | S | 36:49 | 7 | 12 | .583 | 0 | 2 | .000 | 3 | 4 | .750 | 2 | 5 | 7 | 2 | 0 | 1 | 0 | 1 | 0 | 17 |
| 01/21/23 | MIL | S | 37:58 | 19 | 27 | .704 | 0 | 2 | .000 | 0 | 1 | .000 | 3 | 6 | 9 | 3 | 0 | 0 | 4 | 1 | 20 | 38 |
| 01/24/23 | at NYK | S | 37:42 | 6 | 11 | .545 | 0 | 1 | .000 | 0 | 0 | .000 | 1 | 6 | 7 | 3 | 1 | 2 | 3 | 4 | 0 | 12 |
| 01/26/23 | at HOU | S | 33:19 | 6 | 16 | .375 | 0 | 3 | .000 | 9 | 10 | .900 | 5 | 5 | 10 | 3 | 1 | 2 | 3 | 3 | 17 | 21 |
| 01/27/23 | at OKC | S | 37:38 | 9 | 18 | .500 | 2 | 2 | 1.000 | 3 | 4 | .750 | 2 | 9 | 11 | 1 | 0 | 2 | 4 | 5 | -3 | 23 |
| 01/29/23 | LAC | S | 26:47 | 4 | 9 | .444 | 1 | 1 | 1.000 | 0 | 0 | .000 | 0 | 9 | 9 | 3 | 1 | 3 | 0 | 4 | 36 | 9 |
| 01/31/23 | MIA | S | 38:21 | 9 | 15 | .600 | 0 | 2 | .000 | 1 | 2 | .500 | 1 | 6 | 7 | 4 | 0 | 2 | 0 | 3 | 16 | 19 |
| 02/02/23 | MEM | S | 33:24 | 7 | 17 | .412 | 0 | 2 | .000 | 3 | 5 | .600 | 4 | 10 | 14 | 5 | 1 | 2 | 3 | 3 | 1 | 17 |
| 02/05/23 | at IND | S | 30:56 | 7 | 12 | .583 | 0 | 1 | .000 | 3 | 4 | .750 | 1 | 9 | 10 | 4 | 1 | 3 | 0 | 4 | 18 | 17 |
| 02/06/23 | at WAS | S | 28:26 | 7 | 13 | .538 | 0 | 0 | .000 | 2 | 3 | .667 | 4 | 1 | 5 | 2 | 2 | 2 | 1 | 3 | 23 | 16 |
| 02/08/23 | DET | S | 32:03 | 7 | 14 | .500 | 0 | 0 | .000 | 5 | 6 | .833 | 3 | 5 | 8 | 3 | 0 | 0 | 3 | 1 | 21 | 19 |
| 02/10/23 | at NOP | S | 36:32 | 13 | 18 | .722 | 0 | 0 | .000 | 2 | 3 | .667 | 3 | 10 | 13 | 2 | 3 | 2 | 0 | 3 | 18 | 28 |
| 02/11/23 | CHI | S | 35:39 | 6 | 13 | .462 | 2 | 4 | .500 | 0 | 0 | .000 | 1 | 5 | 6 | 3 | 2 | 0 | 2 | 4 | 2 | 14 |
| 02/13/23 | SAS | S | 37:42 | 5 | 10 | .500 | 0 | 1 | .000 | 5 | 8 | .625 | 2 | 7 | 9 | 1 | 1 | 2 | 3 | 2 | 3 | 15 |
| 02/15/23 | at PHI | S | 35:30 | 9 | 19 | .474 | 0 | 4 | .000 | 5 | 7 | .714 | 1 | 8 | 9 | 1 | 0 | 0 | 2 | 4 | -8 | 23 |
| 02/23/23 | DEN | S | 37:50 | 12 | 19 | .632 | 2 | 4 | .500 | 5 | 5 | 1.000 | 2 | 7 | 9 | 1 | 1 | 1 | 1 | 4 | 0 | 31 |
| 02/24/23 | at ATL | S | 29:49 | 6 | 11 | .545 | 0 | 0 | .000 | 1 | 2 | .500 | 0 | 4 | 4 | 2 | 1 | 1 | 4 | 3 | -8 | 13 |
| 02/26/23 | TOR | S | 33:22 | 7 | 14 | .500 | 2 | 6 | .333 | 2 | 4 | .500 | 3 | 6 | 9 | 4 | 1 | 1 | 2 | 2 | 22 | 18 |
| 03/01/23 | at BOS | S | 39:11 | 6 | 15 | .400 | 0 | 2 | .000 | 0 | 2 | .000 | 2 | 11 | 13 | 1 | 1 | 0 | 0 | 3 | -1 | 12 |
| 03/04/23 | DET | S | 29:36 | 7 | 14 | .500 | 0 | 1 | .000 | 2 | 4 | .500 | 3 | 8 | 11 | 6 | 1 | 4 | 3 | 1 | 28 | 16 |
| 03/06/23 | BOS | S | 41:19 | 10 | 14 | .714 | 1 | 4 | .250 | 4 | 7 | .571 | 5 | 12 | 17 | 1 | 0 | 3 | 3 | 5 | 9 | 25 |
| 03/08/23 | at MIA | S | 31:52 | 5 | 9 | .556 | 0 | 2 | .000 | 5 | 6 | .833 | 2 | 4 | 6 | 6 | 1 | 2 | 3 | 3 | -1 | 15 |
| 03/10/23 | at MIA | S | 28:24 | 4 | 10 | .400 | 1 | 3 | .333 | 3 | 4 | .750 | 0 | 4 | 4 | 2 | 0 | 1 | 0 | 4 | -18 | 12 |
| 03/12/23 | at CHA | S | 39:07 | 6 | 13 | .462 | 0 | 0 | .000 | 6 | 11 | .545 | 2 | 7 | 9 | 3 | 1 | 0 | 0 | 3 | 15 | 18 |
| 03/14/23 | at CHA | S | 30:45 | 10 | 15 | .667 | 0 | 0 | .000 | 6 | 6 | 1.000 | 1 | 5 | 6 | 2 | 1 | 1 | 0 | 2 | 14 | 26 |
| 03/15/23 | PHI | S | 39:13 | 5 | 10 | .500 | 0 | 1 | .000 | 3 | 7 | .429 | 5 | 7 | 12 | 5 | 1 | 2 | 1 | 2 | -15 | 13 |
| 03/17/23 | WAS | S | 35:31 | 8 | 15 | .533 | 0 | 0 | .000 | 4 | 6 | .667 | 1 | 7 | 8 | 3 | 0 | 4 | 2 | 3 | 16 | 20 |
| 03/21/23 | at BKN | S | 36:05 | 8 | 12 | .667 | 1 | 2 | .500 | 0 | 0 | .000 | 0 | 4 | 4 | 3 | 1 | 0 | 3 | 3 | 6 | 17 |
| 03/23/23 | at BKN | S | 39:58 | 11 | 18 | .611 | 0 | 1 | .000 | 4 | 6 | .667 | 5 | 11 | 16 | 3 | 1 | 4 | 0 | 1 | 16 | 26 |
| 03/26/23 | HOU | S | 39:46 | 8 | 12 | .667 | 0 | 1 | .000 | 3 | 6 | .500 | 3 | 4 | 7 | 5 | 1 | 3 | 3 | 1 | 21 | 19 |

ISAIAH MOBLEY

Forward 15



Rookie Season in the NBA

Prev.
USC

Height: 6-10
Weight: 240
Birthdate: 09/24/99
Country: USA



2022-23 SEASON:

- ✦ Appeared in 12 games for Cleveland.
- ✦ Averaged 2.6 points and 1.7 rebounds in 7.0 minutes.
- ✦ Finished with a career-high 18 points on 7-12 (.583) shooting from the field, four rebounds, three steals and two blocks in 29 minutes off the bench on April 6 at ORL.
- ✦ Appeared in 22 games (all starts) in the NBA G League for the Cleveland Charge, averaging 21.0 points (.522 FG%, .353 3FG%, .730 FT%), 8.5 rebounds, 3.9 assists and 1.14 blocks in 33.0 minutes.

| | 2022-23 HIGHS | CAREER HIGHS | POSTSEASON HIGHS |
|------------------------------|------------------|------------------|------------------|
| Points | 18 at ORL 4/6/23 | 18 at ORL 4/6/23 | -- |
| Field Goals Made | 7 at ORL 4/6/23 | 7 at ORL 4/6/23 | -- |
| Field Goals Attempted | 12 at ORL 4/6/23 | 12 at ORL 4/6/23 | -- |
| Three Point Field Goals Made | 2 at ORL 4/6/23 | 2 at ORL 4/6/23 | -- |
| Three Point FG Attempted | 3 at ORL 4/6/23 | 3 at ORL 4/6/23 | -- |
| Free Throws Made | 2 2 times | 2 2 times | -- |
| Free Throws Attempted | 2 2 times | 2 2 times | -- |
| Offensive Rebounds | 2 at ORL 4/6/23 | 2 at ORL 4/6/23 | -- |
| Defensive Rebounds | 3 3 times | 3 3 times | -- |
| Total Rebounds | 4 3 times | 4 3 times | -- |
| Assists | 2 vs. CHA 4/9/23 | 2 vs. CHA 4/9/23 | -- |
| Steals | 3 at ORL 4/6/23 | 3 at ORL 4/6/23 | -- |
| Blocks | 2 at ORL 4/6/23 | 2 at ORL 4/6/23 | -- |
| Minutes Played | 29 at ORL 4/6/23 | 29 at ORL 4/6/23 | -- |

Isaiah Mobley - NBA Regular Season Statistics

| SEASON | TEAM | GP | GS | MIN | FG | FGA | FG% | 3PM | 3PA | 3P% | FT | FTA | FT% | OR | DR | TOT | A | ST | TO | BS | PTS | PPG |
|---------|------|----|----|-----|-----|-----|------|-----|-----|------|-----|-----|-------|-----|-----|-----|-----|-----|-----|-----|-----|-----|
| 2022-23 | CLE | 12 | 0 | 84 | 12 | 28 | .429 | 3 | 8 | .375 | 4 | 4 | 1.000 | 4 | 16 | 20 | 3 | 4 | 1 | 3 | 31 | 2.6 |
| TOTALS | | 12 | 0 | 84 | 12 | 28 | .429 | 3 | 8 | .375 | 4 | 4 | 1.000 | 4 | 16 | 20 | 3 | 4 | 1 | 3 | 31 | 2.6 |
| AVERAGE | | -- | -- | 7.0 | 1.0 | 2.3 | -- | 0.2 | 0.7 | -- | 0.3 | 0.3 | -- | 0.3 | 1.3 | 1.7 | 0.2 | 0.3 | 0.1 | 0.2 | 2.6 | -- |



2022-23 GAME-BY-GAME Regular Season STATISTICS (CLE)

| DATE | OPP | P/S | MIN | FG | FGA | FG% | 3PM | 3PA | 3P% | FT | FTA | FT% | OR | DR | TOT | A | ST | BS | TO | PF | +/- | PTS |
|----------|--------|------|-------|-----|-----|-------|-----|-----|-------|-----|-----|-------|-----|-----|-----|-----|-----|-----|-----|-----|-----|-----|
| 10/19/22 | at TOR | | | | | | | | | | | | | | | | | | | | | |
| 10/22/22 | at CHI | P | 4:07 | 1 | 1 | 1.000 | 1 | 1 | 1.000 | 0 | 0 | .000 | 0 | 1 | 1 | 0 | 0 | 0 | 0 | 1 | 6 | 3 |
| 10/23/22 | WAS | | | | | | | | | | | | | | | | | | | | | |
| 10/26/22 | ORL | | | | | | | | | | | | | | | | | | | | | |
| 10/28/22 | at BOS | | | | | | | | | | | | | | | | | | | | | |
| 11/02/22 | BOS | | | | | | | | | | | | | | | | | | | | | |
| 11/04/22 | at DET | | | | | | | | | | | | | | | | | | | | | |
| 11/06/22 | at LAL | | | | | | | | | | | | | | | | | | | | | |
| 11/07/22 | at LAC | | | | | | | | | | | | | | | | | | | | | |
| 11/09/22 | at SAC | | | | | | | | | | | | | | | | | | | | | |
| 11/11/22 | at GSW | | | | | | | | | | | | | | | | | | | | | |
| 11/13/22 | MIN | | | | | | | | | | | | | | | | | | | | | |
| 11/16/22 | at MIL | P | 4:57 | 1 | 2 | .500 | 0 | 0 | .000 | 0 | 0 | .000 | 0 | 3 | 3 | 0 | 1 | 0 | 0 | 1 | 0 | 2 |
| 11/18/22 | CHA | | | | | | | | | | | | | | | | | | | | | |
| 11/20/22 | MIA | P | 4:28 | 0 | 1 | .000 | 0 | 1 | .000 | 0 | 0 | .000 | 0 | 2 | 2 | 0 | 0 | 0 | 0 | 0 | 4 | 0 |
| 11/21/22 | ATL | | | | | | | | | | | | | | | | | | | | | |
| 11/23/22 | POR | P | 1:34 | 0 | 0 | .000 | 0 | 0 | .000 | 0 | 0 | .000 | 0 | 1 | 1 | 0 | 0 | 0 | 0 | 0 | 1 | 0 |
| 11/25/22 | at MIL | P | 3:03 | 1 | 2 | .500 | 0 | 0 | .000 | 0 | 0 | .000 | 0 | 0 | 0 | 0 | 0 | 0 | 0 | 0 | 7 | 2 |
| 11/27/22 | at DET | P | 00:03 | 0 | 0 | .000 | 0 | 0 | .000 | 0 | 0 | .000 | 0 | 0 | 0 | 0 | 0 | 0 | 0 | 0 | 0 | 0 |
| 11/28/22 | at TOR | P | 6:35 | 1 | 2 | .500 | 0 | 0 | .000 | 0 | 0 | .000 | 1 | 3 | 4 | 0 | 0 | 0 | 0 | 0 | 7 | 2 |
| 11/30/22 | PHI | | | | | | | | | | | | | | | | | | | | | |
| 12/02/22 | ORL | | | | | | | | | | | | | | | | | | | | | |
| 12/06/22 | LAL | | | | | | | | | | | | | | | | | | | | | |
| 12/09/22 | SAC | | | | | | | | | | | | | | | | | | | | | |
| 12/10/22 | OKC | | | | | | | | | | | | | | | | | | | | | |
| 12/12/22 | at SAS | | | | | | | | | | | | | | | | | | | | | |
| 12/14/22 | at DAL | P | 1:16 | 0 | 0 | .000 | 0 | 0 | .000 | 0 | 0 | .000 | 0 | 0 | 0 | 0 | 0 | 0 | 0 | 0 | 0 | 0 |
| 12/16/22 | IND | | | | | | | | | | | | | | | | | | | | | |
| 12/17/22 | DAL | | | | | | | | | | | | | | | | | | | | | |
| 12/19/22 | UTA | | | | | | | | | | | | | | | | | | | | | |
| 12/21/22 | MIL | | | | | | | | | | | | | | | | | | | | | |
| 12/23/22 | TOR | | | | | | | | | | | | | | | | | | | | | |
| 12/26/22 | BKN | | | | | | | | | | | | | | | | | | | | | |
| 12/29/22 | at IND | | | | | | | | | | | | | | | | | | | | | |
| 12/31/22 | at CHI | | | | | | | | | | | | | | | | | | | | | |
| 01/02/23 | CHI | | | | | | | | | | | | | | | | | | | | | |
| 01/04/23 | PHX | | | | | | | | | | | | | | | | | | | | | |
| 01/06/23 | at DEN | | | | | | | | | | | | | | | | | | | | | |
| 01/08/23 | at PHX | | | | | | | | | | | | | | | | | | | | | |
| 01/10/23 | at UTA | | | | | | | | | | | | | | | | | | | | | |
| 01/12/23 | at POR | | | | | | | | | | | | | | | | | | | | | |
| 01/14/23 | at MIN | | | | | | | | | | | | | | | | | | | | | |
| 01/16/23 | NOP | | | | | | | | | | | | | | | | | | | | | |
| 01/18/23 | at MEM | | | | | | | | | | | | | | | | | | | | | |
| 01/20/23 | GSW | | | | | | | | | | | | | | | | | | | | | |
| 01/21/23 | MIL | | | | | | | | | | | | | | | | | | | | | |
| 01/24/23 | at NYK | | | | | | | | | | | | | | | | | | | | | |
| 01/26/23 | at HOU | | | | | | | | | | | | | | | | | | | | | |
| 01/27/23 | at OKC | | | | | | | | | | | | | | | | | | | | | |
| 01/29/23 | LAC | | | | | | | | | | | | | | | | | | | | | |
| 01/31/23 | MIA | | | | | | | | | | | | | | | | | | | | | |
| 02/02/23 | MEM | | | | | | | | | | | | | | | | | | | | | |
| 02/05/23 | at IND | | | | | | | | | | | | | | | | | | | | | |
| 02/06/23 | at WAS | | | | | | | | | | | | | | | | | | | | | |
| 02/08/23 | DET | | | | | | | | | | | | | | | | | | | | | |
| 02/10/23 | at NOP | | | | | | | | | | | | | | | | | | | | | |
| 02/11/23 | CHI | | | | | | | | | | | | | | | | | | | | | |
| 02/13/23 | SAS | | | | | | | | | | | | | | | | | | | | | |
| 02/15/23 | at PHI | | | | | | | | | | | | | | | | | | | | | |
| 02/23/23 | DEN | | | | | | | | | | | | | | | | | | | | | |
| 02/24/23 | at ATL | | | | | | | | | | | | | | | | | | | | | |
| 02/26/23 | TOR | | | | | | | | | | | | | | | | | | | | | |
| 03/01/23 | at BOS | | | | | | | | | | | | | | | | | | | | | |
| 03/04/23 | DET | | | | | | | | | | | | | | | | | | | | | |
| 03/06/23 | BOS | | | | | | | | | | | | | | | | | | | | | |
| 03/08/23 | at MIA | | | | | | | | | | | | | | | | | | | | | |
| 03/10/23 | at MIA | | | | | | | | | | | | | | | | | | | | | |
| 03/12/23 | at CHA | | | | | | | | | | | | | | | | | | | | | |
| 03/14/23 | at CHA | P | 4:07 | 1 | 2 | .500 | 0 | 1 | .000 | 0 | 0 | .000 | 0 | 1 | 1 | 0 | 0 | 1 | 0 | 0 | -5 | 2 |
| 03/15/23 | PHI | | | | | | | | | | | | | | | | | | | | | |
| 03/17/23 | WAS | | | | | | | | | | | | | | | | | | | | | |
| 03/21/23 | at BKN | | | | | | | | | | | | | | | | | | | | | |
| 03/23/23 | at BKN | | | | | | | | | | | | | | | | | | | | | |
| 03/26/23 | HOU | P | 2:21 | 0 | 0 | .000 | 0 | 0 | .000 | 0 | 0 | .000 | 0 | 0 | 0 | 0 | 0 | 0 | 0 | 0 | 1 | 0 |
| 03/28/23 | at ATL | | | | | | | | | | | | | | | | | | | | | |
| 03/31/23 | NYK | | | | | | | | | | | | | | | | | | | | | |
| 04/02/23 | IND | | | | | | | | | | | | | | | | | | | | | |
| 04/04/23 | at ORL | | | | | | | | | | | | | | | | | | | | | |
| 04/06/23 | at ORL | P | 28:45 | 7 | 12 | .583 | 2 | 3 | .667 | 2 | 2 | 1.000 | 2 | 2 | 4 | 1 | 3 | 2 | 1 | 3 | 17 | 18 |
| 04/09/23 | CHA | P | 22:58 | 0 | 6 | .000 | 0 | 2 | .000 | 2 | 2 | 1.000 | 1 | 3 | 4 | 2 | 0 | 0 | 0 | 3 | -7 | 2 |
| 2022 | TTL | 12-0 | 79 | 12 | 28 | .429 | 3 | 8 | .375 | 4 | 4 | 1.000 | 4 | 16 | 20 | 3 | 4 | 3 | 1 | 8 | 31 | 31 |
| 2022 | AVG | -- | 6.6 | 1.0 | 2.3 | -- | 0.2 | 0.7 | -- | 0.3 | 0.3 | -- | 0.3 | 1.3 | 1.7 | 0.2 | 0.3 | 0.2 | 0.1 | 0.7 | 2.6 | 2.6 |



RAUL NETO

Hah-OOL Nett-oh

Guard 19

8th Season in the NBA

Height: 6-2

Weight: 180

Birthdate: 05/19/92

Country: Brazil

Prev.
UCAM Murcia (Spain)

2022-23 SEASON:

- Appeared in 48 games (one start) for Cleveland.
- Averaged 3.3 points and 1.6 assists in 10.5 minutes. Tallied 10+ points on four occasions and 5+ assists in five games.
- Recorded a season-high tying 14 points, a season-high eight assists, and a season-high four steals in 36 minutes of play during his first start of the season on Feb 8 vs. DET. It was the fifth time in his career he had recorded 4+ steals.
- Tallied a season-high 14 points on 5-7 (.714) shooting from the field, two rebounds, one block and one steal in 21 minutes off the bench on Jan. 4 vs. PHX.
- Chipped in 10 points, five rebounds, five assists and two steals in 24 minutes off the bench in a win on Nov. 4 at DET.

PLAYOFF CAREER:

Has appeared in 27 games (three starts) for Utah, Philadelphia and Washington...holds averages of 3.2 points and 1.3 rebounds in 10.7 minutes per game...2021: Appeared in five games (three starts) for Washington...averaged a playoff career-best 6.4 points, 2.2 rebounds and 1.0 assists in 22.4 minutes per game for Washington against Philadelphia...scored a playoff career-high 11 points on May 31, 2021...2020: Appeared in two games for Philadelphia, and totaled eight points during the series...2019: Appeared in three games for Utah...2018: Appeared in eight games for Utah...averaged 2.6 points, 1.3 rebounds and 1.3 assists per game...2017: Appeared in nine games for Utah...Averaged 2.6 points in 6.7 minutes per game...shot .615 from the field...Scored five or more points three times.

| | 2022-23 HIGHS | CAREER HIGHS | POSTSEASON HIGHS |
|------------------------------|-------------------|---------------------|--------------------|
| Points | 14 2 times | 25 at TOR 5/6/21 | 11 vs. PHI 5/31/21 |
| Field Goals Made | 5 2 times | 10 vs. ORL 12/27/20 | 3 4 times |
| Field Goals Attempted | 11 vs. DET 2/8/23 | 18 vs. PHX 8/11/20 | 12 vs. PHI 5/29/21 |
| Three Point Field Goals Made | 2 2 times | 5 at TOR 5/6/21 | 2 2 times |
| Three Point FG Attempted | 4 2 times | 8 vs. ORL 12/27/20 | 6 vs. PHI 5/29/21 |
| Free Throws Made | 5 vs. CHA 4/9/23 | 7 at NOP 11/24/21 | 4 2 times |
| Free Throws Attempted | 5 vs. CHA 4/9/23 | 8 at NOP 11/24/21 | 5 vs. PHI 5/31/21 |
| Offensive Rebounds | 1 10 times | 3 at BOS 2/1/20 | 1 5 times |
| Defensive Rebounds | 5 at DET 11/4/22 | 8 at DAL 5/1/21 | 3 3 times |
| Total Rebounds | 5 at DET 11/4/22 | 9 at DAL 5/1/21 | 3 6 times |
| Assists | 8 2 times | 10 at HOU 3/21/22 | 4 vs. HOU 5/4/18 |
| Steals | 4 vs. DET 2/8/23 | 5 at DEN 2/25/21 | 2 vs. HOU 5/4/18 |
| Blocks | 2 vs. GSW 1/20/23 | 2 4 times | 1 at LAC 4/25/17 |
| Minutes Played | 36 vs. DET 2/8/23 | 39 at TOR 5/6/21 | 30 at PHI 6/2/21 |

Raul Neto - NBA Regular Season Statistics

| SEASON | TEAM | GP | GS | MIN | FG | FGA | FG% | 3PM | 3PA | 3P% | FT | FTA | FT% | OR | DR | TOT | A | ST | TO | BS | PTS | PPG |
|----------------|------|------------|-----------|--------------|------------|--------------|-------------|------------|------------|-------------|------------|------------|-------------|------------|------------|------------|------------|------------|------------|------------|--------------|------------|
| 2015-16 | UTA | 81 | 53 | 1,499 | 180 | 418 | .431 | 64 | 162 | .395 | 52 | 70 | .743 | 17 | 103 | 120 | 174 | 62 | 109 | 2 | 476 | 5.9 |
| 2016-17 | UTA | 40 | 0 | 346 | 41 | 91 | .451 | 10 | 31 | .323 | 8 | 9 | .889 | 4 | 26 | 30 | 34 | 21 | 15 | 5 | 100 | 2.5 |
| 2017-18 | UTA | 41 | 0 | 498 | 69 | 151 | .457 | 19 | 47 | .404 | 26 | 35 | .743 | 7 | 42 | 49 | 75 | 13 | 36 | 4 | 183 | 4.5 |
| 2018-19 | UTA | 37 | 1 | 474 | 74 | 161 | .460 | 20 | 60 | .333 | 28 | 33 | .848 | 6 | 56 | 62 | 93 | 14 | 35 | 4 | 196 | 5.3 |
| 2019-20 | PHI | 54 | 3 | 668 | 101 | 222 | .455 | 34 | 88 | .386 | 39 | 47 | .830 | 11 | 50 | 61 | 95 | 24 | 47 | 6 | 275 | 5.1 |
| 2020-21 | WAS | 64 | 22 | 1,403 | 209 | 447 | .468 | 64 | 164 | .390 | 75 | 85 | .882 | 28 | 128 | 156 | 146 | 73 | 53 | 6 | 557 | 8.7 |
| 2021-22 | WAS | 70 | 19 | 1,372 | 204 | 441 | .463 | 35 | 120 | .292 | 83 | 108 | .769 | 13 | 121 | 134 | 217 | 55 | 79 | 3 | 526 | 7.5 |
| 2022-23 | CLE | 48 | 1 | 505 | 57 | 110 | .518 | 12 | 42 | .286 | 31 | 34 | .912 | 10 | 36 | 46 | 79 | 17 | 24 | 4 | 157 | 3.3 |
| TOTALS | | 435 | 99 | 6,761 | 935 | 2,041 | .458 | 258 | 714 | .361 | 342 | 421 | .812 | 96 | 562 | 658 | 913 | 279 | 398 | 34 | 2,470 | 5.7 |
| AVERAGE | | -- | -- | 15.5 | 2.1 | 4.7 | -- | 0.6 | 1.6 | -- | 0.8 | 1.0 | -- | 0.2 | 1.3 | 1.5 | 2.1 | 0.6 | 0.9 | 0.1 | 5.7 | -- |

Raul Neto - NBA Postseason Statistics

| SEASON | TEAM | GP | GS | MIN | FG | FGA | FG% | 3PM | 3PA | 3P% | FT | FTA | FT% | OR | DR | TOT | A | ST | TO | BS | PTS | PPG |
|----------------|------|-----------|-----------|-------------|------------|------------|-------------|------------|------------|-------------|------------|------------|-------------|------------|------------|------------|------------|------------|------------|------------|------------|------------|
| 2016-17 | UTA | 9 | 0 | 60 | 8 | 13 | .615 | 3 | 6 | .500 | 4 | 4 | 1.000 | 0 | 7 | 7 | 4 | 1 | 3 | 1 | 23 | 2.6 |
| 2017-18 | UTA | 8 | 0 | 72 | 7 | 23 | .304 | 2 | 7 | .286 | 5 | 5 | 1.000 | 2 | 8 | 10 | 10 | 2 | 4 | 0 | 21 | 2.6 |
| 2018-19 | UTA | 3 | 0 | 20 | 1 | 6 | .167 | 0 | 1 | .000 | 0 | 0 | .000 | 0 | 3 | 3 | 1 | 0 | 0 | 0 | 2 | 0.7 |
| 2019-20 | PHI | 2 | 0 | 26 | 3 | 9 | .333 | 2 | 5 | .400 | 0 | 0 | .000 | 0 | 3 | 3 | 3 | 1 | 1 | 0 | 8 | 4.0 |
| 2020-21 | WAS | 5 | 3 | 112 | 12 | 34 | .353 | 4 | 15 | .267 | 4 | 5 | .800 | 3 | 8 | 11 | 5 | 2 | 1 | 0 | 32 | 6.4 |
| TOTALS | | 27 | 3 | 288 | 31 | 85 | .365 | 11 | 34 | .324 | 13 | 14 | .929 | 5 | 29 | 34 | 23 | 6 | 9 | 1 | 86 | 3.2 |
| AVERAGE | | -- | -- | 10.7 | 1.1 | 3.1 | -- | 0.4 | 1.3 | -- | 0.5 | 0.5 | -- | 0.2 | 1.1 | 1.3 | 0.9 | 0.2 | 0.3 | 0.0 | 3.2 | -- |



2022-23 GAME-BY-GAME Regular Season STATISTICS (CLE)

| DATE | OPP | P/S | MIN | FG | FGA | FG% | 3PM | 3PA | 3P% | FT | FTA | FT% | OR | DR | TOT | A | ST | BS | TO | PF | +/- | PTS |
|----------|--------|------|-------|-----|-----|-------|-----|-----|-------|-----|-----|-------|-----|-----|-----|-----|-----|-----|-----|-----|-----|-----|
| 10/19/22 | at TOR | P | 6:02 | 0 | 1 | .000 | 0 | 1 | .000 | 0 | 0 | .000 | 0 | 1 | 1 | 0 | 0 | 0 | 1 | 0 | -8 | 0 |
| 10/22/22 | at CHI | P | 15:12 | 3 | 5 | .600 | 0 | 1 | .000 | 0 | 0 | .000 | 0 | 4 | 4 | 4 | 1 | 0 | 1 | 1 | 11 | 6 |
| 10/23/22 | WAS | P | 8:06 | 2 | 5 | .400 | 0 | 1 | .000 | 0 | 0 | .000 | 1 | 0 | 1 | 0 | 1 | 0 | 0 | 0 | 8 | 4 |
| 10/26/22 | ORL | P | 13:53 | 1 | 2 | .500 | 1 | 1 | 1.000 | 4 | 4 | 1.000 | 0 | 0 | 0 | 0 | 0 | 0 | 0 | 1 | 3 | 7 |
| 10/28/22 | at BOS | P | 7:18 | 0 | 1 | .000 | 0 | 1 | .000 | 0 | 0 | .000 | 0 | 0 | 0 | 1 | 0 | 0 | 0 | 1 | -9 | 0 |
| 11/02/22 | BOS | | | | | | | | | | | | | | | | | | | | | |
| 11/04/22 | at DET | P | 24:23 | 3 | 7 | .429 | 2 | 3 | .667 | 2 | 2 | 1.000 | 0 | 5 | 5 | 5 | 2 | 0 | 2 | 0 | 6 | 10 |
| 11/06/22 | at LAL | | | | | | | | | | | | | | | | | | | | | |
| 11/07/22 | at LAC | | | | | | | | | | | | | | | | | | | | | |
| 11/09/22 | at SAC | | | | | | | | | | | | | | | | | | | | | |
| 11/11/22 | at GSW | | | | | | | | | | | | | | | | | | | | | |
| 11/13/22 | MIN | P | 05:25 | 0 | 1 | .000 | 0 | 0 | .000 | 0 | 0 | .000 | 0 | 0 | 0 | 0 | 0 | 0 | 0 | 0 | -17 | 0 |
| 11/16/22 | at MIL | P | 4:57 | 0 | 1 | .000 | 0 | 1 | .000 | 0 | 0 | .000 | 0 | 0 | 0 | 0 | 0 | 0 | 0 | 0 | 0 | 0 |
| 11/18/22 | CHA | | | | | | | | | | | | | | | | | | | | | |
| 11/20/22 | MIA | P | 7:53 | 2 | 3 | .667 | 0 | 0 | .000 | 0 | 0 | .000 | 0 | 0 | 0 | 1 | 1 | 0 | 2 | 1 | -4 | 4 |
| 11/21/22 | ATL | | | | | | | | | | | | | | | | | | | | | |
| 11/23/22 | POR | P | 1:34 | 0 | 0 | .000 | 0 | 0 | .000 | 0 | 0 | .000 | 0 | 0 | 0 | 0 | 0 | 0 | 0 | 0 | 1 | 0 |
| 11/25/22 | at MIL | P | 3:03 | 0 | 0 | .000 | 0 | 0 | .000 | 1 | 2 | .500 | 0 | 0 | 0 | 1 | 0 | 0 | 0 | 0 | 7 | 1 |
| 11/27/22 | at DET | P | 12:56 | 2 | 3 | .667 | 1 | 2 | .500 | 0 | 0 | .000 | 0 | 0 | 0 | 1 | 1 | 0 | 0 | 1 | 7 | 5 |
| 11/28/22 | at TOR | P | 6:35 | 3 | 4 | .750 | 0 | 1 | .000 | 0 | 0 | .000 | 0 | 1 | 1 | 1 | 0 | 0 | 0 | 1 | 7 | 6 |
| 11/30/22 | PHI | P | 6:18 | 0 | 0 | .000 | 0 | 0 | .000 | 0 | 0 | .000 | 0 | 0 | 0 | 0 | 0 | 0 | 0 | 0 | -1 | 0 |
| 12/02/22 | ORL | | | | | | | | | | | | | | | | | | | | | |
| 12/06/22 | LAL | P | 1:43 | 0 | 0 | .000 | 0 | 0 | .000 | 1 | 2 | .500 | 0 | 1 | 1 | 0 | 0 | 0 | 0 | 0 | -1 | 1 |
| 12/09/22 | SAC | P | 17:29 | 0 | 1 | .000 | 0 | 1 | .000 | 2 | 2 | 1.000 | 0 | 0 | 0 | 1 | 1 | 0 | 0 | 3 | 4 | 2 |
| 12/10/22 | OKC | P | 13:42 | 2 | 4 | .500 | 1 | 3 | .333 | 0 | 0 | .000 | 0 | 1 | 1 | 4 | 0 | 0 | 0 | 0 | -1 | 5 |
| 12/12/22 | at SAS | | | | | | | | | | | | | | | | | | | | | |
| 12/14/22 | at DAL | P | 1:16 | 0 | 0 | .000 | 0 | 0 | .000 | 0 | 0 | .000 | 0 | 0 | 0 | 0 | 0 | 0 | 0 | 0 | 0 | 0 |
| 12/16/22 | IND | | | | | | | | | | | | | | | | | | | | | |
| 12/17/22 | DAL | P | 6:35 | 1 | 1 | 1.000 | 0 | 0 | .000 | 0 | 0 | .000 | 0 | 0 | 0 | 0 | 0 | 0 | 0 | 2 | -4 | 2 |
| 12/19/22 | UTA | P | 12:00 | 0 | 0 | .000 | 0 | 0 | .000 | 0 | 0 | .000 | 0 | 2 | 2 | 1 | 1 | 0 | 2 | 3 | 4 | 0 |
| 12/21/22 | MIL | | | | | | | | | | | | | | | | | | | | | |
| 12/23/22 | TOR | P | 9:25 | 0 | 2 | .000 | 0 | 1 | .000 | 0 | 0 | .000 | 0 | 0 | 0 | 3 | 1 | 0 | 0 | 1 | 6 | 0 |
| 12/26/22 | BKN | | | | | | | | | | | | | | | | | | | | | |
| 12/29/22 | at IND | | | | | | | | | | | | | | | | | | | | | |
| 12/31/22 | at CHI | P | 14:42 | 2 | 2 | 1.000 | 1 | 1 | 1.000 | 0 | 0 | .000 | 1 | 1 | 2 | 3 | 0 | 0 | 0 | 2 | 7 | 5 |
| 01/02/23 | CHI | P | 17:27 | 2 | 3 | .667 | 0 | 1 | .000 | 0 | 0 | .000 | 1 | 0 | 1 | 2 | 0 | 0 | 1 | 0 | 3 | 4 |
| 01/04/23 | PHX | P | 21:03 | 5 | 7 | .714 | 0 | 1 | .000 | 4 | 4 | 1.000 | 0 | 2 | 2 | 0 | 1 | 1 | 0 | 2 | 4 | 14 |
| 01/06/23 | at DEN | P | 20:20 | 2 | 4 | .500 | 2 | 4 | .500 | 0 | 0 | .000 | 0 | 1 | 1 | 5 | 0 | 0 | 0 | 1 | 2 | 6 |
| 01/08/23 | at PHX | P | 11:07 | 1 | 1 | 1.000 | 1 | 1 | 1.000 | 0 | 0 | .000 | 1 | 0 | 1 | 2 | 1 | 0 | 0 | 0 | 9 | 3 |
| 01/10/23 | at UTA | P | 12:32 | 1 | 2 | .500 | 0 | 1 | .000 | 0 | 0 | .000 | 0 | 1 | 1 | 0 | 0 | 0 | 0 | 1 | 2 | 2 |
| 01/12/23 | at POR | | | | | | | | | | | | | | | | | | | | | |
| 01/14/23 | at MIN | | | | | | | | | | | | | | | | | | | | | |
| 01/16/23 | NOP | | | | | | | | | | | | | | | | | | | | | |
| 01/18/23 | at MEM | P | 06:52 | 0 | 0 | .000 | 0 | 0 | .000 | 0 | 0 | .000 | 0 | 2 | 2 | 1 | 0 | 0 | 0 | 1 | -2 | 0 |
| 01/20/23 | GSW | P | 17:04 | 1 | 2 | .500 | 0 | 1 | .000 | 0 | 0 | .000 | 1 | 0 | 1 | 4 | 0 | 2 | 2 | 2 | 4 | 2 |
| 01/21/23 | MIL | | | | | | | | | | | | | | | | | | | | | |
| 01/24/23 | at NYK | | | | | | | | | | | | | | | | | | | | | |
| 01/26/23 | at HOU | P | 3:29 | 0 | 0 | .000 | 0 | 0 | .000 | 0 | 0 | .000 | 0 | 0 | 0 | 0 | 0 | 0 | 0 | 0 | -4 | 0 |
| 01/27/23 | at OKC | P | 11:39 | 2 | 3 | .667 | 1 | 2 | .500 | 2 | 2 | 1.000 | 0 | 2 | 2 | 0 | 1 | 0 | 1 | 0 | -6 | 7 |
| 01/29/23 | LAC | P | 8:07 | 1 | 1 | 1.000 | 0 | 0 | .000 | 2 | 2 | 1.000 | 0 | 1 | 1 | 3 | 0 | 0 | 0 | 0 | 0 | 4 |
| 01/31/23 | MIA | | | | | | | | | | | | | | | | | | | | | |
| 02/02/23 | MEM | P | 1:51 | 0 | 0 | .000 | 0 | 0 | .000 | 0 | 0 | .000 | 0 | 0 | 0 | 0 | 0 | 0 | 0 | 1 | -6 | 0 |
| 02/05/23 | at IND | P | 2:24 | 0 | 0 | .000 | 0 | 0 | .000 | 0 | 0 | .000 | 0 | 1 | 1 | 0 | 0 | 0 | 0 | 0 | -5 | 0 |
| 02/06/23 | at WAS | P | 9:17 | 1 | 2 | .500 | 0 | 1 | .000 | 0 | 0 | .000 | 0 | 3 | 3 | 0 | 0 | 0 | 1 | 0 | -5 | 2 |
| 02/08/23 | DET | S | 35:42 | 5 | 11 | .455 | 1 | 4 | .250 | 3 | 3 | 1.000 | 0 | 0 | 0 | 8 | 4 | 0 | 1 | 5 | 23 | 14 |
| 02/10/23 | at NOP | P | 2:54 | 0 | 1 | .000 | 0 | 0 | .000 | 0 | 0 | .000 | 0 | 0 | 0 | 0 | 0 | 0 | 0 | 0 | -8 | 0 |
| 02/11/23 | CHI | | | | | | | | | | | | | | | | | | | | | |
| 02/13/23 | SAS | | | | | | | | | | | | | | | | | | | | | |
| 02/15/23 | at PHI | P | 09:52 | 0 | 1 | .000 | 0 | 0 | .000 | 2 | 2 | 1.000 | 0 | 1 | 1 | 0 | 0 | 0 | 0 | 1 | -1 | 2 |
| 02/23/23 | DEN | | | | | | | | | | | | | | | | | | | | | |
| 02/24/23 | at ATL | P | 10:29 | 3 | 5 | .600 | 1 | 1 | 1.000 | 0 | 0 | .000 | 1 | 1 | 2 | 4 | 0 | 0 | 0 | 1 | -1 | 7 |
| 02/26/23 | TOR | P | 4:42 | 0 | 0 | .000 | 0 | 0 | .000 | 0 | 0 | .000 | 0 | 2 | 2 | 0 | 0 | 0 | 0 | 2 | -1 | 0 |
| 03/01/23 | at BOS | | | | | | | | | | | | | | | | | | | | | |
| 03/04/23 | DET | P | 8:28 | 0 | 1 | .000 | 0 | 1 | .000 | 0 | 0 | .000 | 0 | 0 | 0 | 0 | 0 | 0 | 0 | 0 | -8 | 0 |
| 03/06/23 | BOS | | | | | | | | | | | | | | | | | | | | | |
| 03/08/23 | at MIA | | | | | | | | | | | | | | | | | | | | | |
| 03/10/23 | at MIA | | | | | | | | | | | | | | | | | | | | | |
| 03/12/23 | at CHA | | | | | | | | | | | | | | | | | | | | | |
| 03/14/23 | at CHA | P | 5:40 | 0 | 0 | .000 | 0 | 0 | .000 | 0 | 0 | .000 | 0 | 0 | 0 | 3 | 0 | 0 | 2 | 0 | -2 | 0 |
| 03/15/23 | PHI | P | 13:24 | 2 | 2 | 1.000 | 0 | 0 | .000 | 0 | 0 | .000 | 0 | 0 | 0 | 0 | 0 | 0 | 0 | 3 | 5 | 4 |
| 03/17/23 | WAS | P | 3:55 | 2 | 2 | 1.000 | 0 | 0 | .000 | 1 | 2 | .500 | 0 | 0 | 0 | 2 | 0 | 0 | 0 | 0 | 3 | 5 |
| 03/21/23 | at BKN | | | | | | | | | | | | | | | | | | | | | |
| 03/23/23 | at BKN | | | | | | | | | | | | | | | | | | | | | |
| 03/26/23 | HOU | | | | | | | | | | | | | | | | | | | | | |
| 03/28/23 | at ATL | | | | | | | | | | | | | | | | | | | | | |
| 03/31/23 | NYK | P | 9:41 | 0 | 1 | .000 | 0 | 1 | .000 | 0 | 0 | .000 | 1 | 2 | 3 | 2 | 0 | 0 | 0 | 1 | -7 | 0 |
| 04/02/23 | IND | | | | | | | | | | | | | | | | | | | | | |
| 04/04/23 | at ORL | | | | | | | | | | | | | | | | | | | | | |
| 04/06/23 | at ORL | P | 24:22 | 3 | 6 | .500 | 0 | 1 | .000 | 2 | 2 | 1.000 | 1 | 1 | 2 | 8 | 0 | 1 | 6 | 4 | 3 | 8 |
| 04/09/23 | CHA | P | 21:36 | 4 | 9 | .444 | 0 | 3 | .000 | 5 | 5 | 1.000 | 1 | 0 | 1 | 6 | 1 | 0 | 2 | 4 | -12 | 13 |
| 2022 | TTL | 47-1 | 471 | 56 | 107 | .523 | 12 | 41 | .293 | 31 | 34 | .912 | 9 | 36 | 45 | 76 | 17 | 4 | 24 | 46 | 16 | 155 |
| 2022 | AVG | -- | 10.0 | 1.2 | 2.3 | -- | 0.3 | 0.9 | -- | 0.7 | 0.7 | -- | 0.2 | 0.8 | 1.0 | 1.6 | 0.4 | 0.1 | 0.5 | 1.0 | 0.3 | 3.3 |



ISAAC OKORO

oh-CORE-oh

Guard 35

3rd Season in the NBA

Prev.
Auburn

Height: 6-6
Weight: 225
Birthdate: 01/26/01
Country: USA



2022-23 SEASON:

- Appeared in 76 games (46 starts) with Cleveland
- Averaged 6.4 points, 2.5 rebounds and 1.1 assists in 21.8 minutes.
- Scored in double figures in 18 games this season and tallied one game of 20+ points.
- Recorded 11 points on 4-5 (.800) shooting from the field in 30 minutes on March 23 at BKN. Okoro hit his first career game-winning shot with a corner three-pointer with less than a second on the clock to help secure the 116-114 victory.
- Recorded a season-high 20 points on 7-9 (.778) shooting from the field, including 3-5 (.750) shooting from beyond the arc, three rebounds, three assists and a team-high tying two steals in 29 minutes of play on Feb. 5 vs. IND.
- Finished with 17 points on 6-6 shooting from the field, including 4-4 shooting from beyond the arc, three rebounds and a team-high tying two blocks in 34 minutes on Jan. 18 at MEM. It was his most field goals made without a miss in a single game of his NBA career.
- Tallied 14 points, including 4-6 (.667) shooting from beyond the arc and three rebounds in 23 minutes. His four triples tied his career-high for three-pointers made in a game.
- Recorded a season-high 15 points on 4-6 (.667) shooting from the field, three rebounds, two assists and a career-high tying three blocks in 20 minutes on Dec. 23 vs. TOR.
- Recorded 11 points on 5-7 (.714) shooting from the field, five rebounds, two assists and a game-high tying three steals in 22 minutes off the bench. It was his 10th career game with 3+ steals.
- Chipped in 13 points and four rebounds in 32 minutes off the bench on Nov. 25 at MIL.
- Contributed a season-high 13 points on 4-8 (.500) shooting from the field, four rebounds and two assists in 29 minutes off the bench on Nov. 20 vs. MIA. Okoro scored all 13 of his points in the 1st half on 4-5 (.800) shooting from the field, his most points in a half since scoring 13 points in the 1st half on March 4, 2022 at PHI.

| | 2022-23 HIGHS | CAREER HIGHS | POSTSEASON HIGHS |
|------------------------------|--------------------|--------------------|-------------------|
| Points | 20 at IND 2/5/23 | 32 vs. PHX 5/4/21 | -- |
| Field Goals Made | 7 at IND 2/5/23 | 10 vs. PHX 5/4/21 | -- |
| Field Goals Attempted | 11 2 times | 20 vs. IND 5/10/21 | 3 at BKN 4/12/22 |
| Three Point Field Goals Made | 4 2 times | 4 5 times | -- |
| Three Point FG Attempted | 6 at PHX 1/8/23 | 11 vs. OKC 2/21/21 | 3 at BKN 4/12/22 |
| Free Throws Made | 6 at MIL 11/25/22 | 11 vs. LAC 3/14/22 | -- |
| Free Throws Attempted | 6 3 times | 13 vs. LAC 3/14/22 | -- |
| Offensive Rebounds | 4 at TOR 11/28/22 | 5 at PHI 2/27/21 | 1 at BKN 4/12/22 |
| Defensive Rebounds | 6 2 times | 8 2 times | -- |
| Total Rebounds | 7 2 times | 10 vs. IND 5/10/21 | 1 at BKN 4/12/22 |
| Assists | 5 2 times | 6 3 times | 1 at BKN 4/12/22 |
| Steals | 3 3 times | 4 2 times | -- |
| Blocks | 3 at SAS 12/12/22 | 3 2 times | -- |
| Minutes Played | 37 vs. SAS 2/13/23 | 47 vs. PHX 5/4/21 | 13 at BKN 4/12/22 |

Isaac Okoro - NBA Regular Season Statistics

| SEASON | TEAM | GP | GS | MIN | FG | FGA | FG% | 3PM | 3PA | 3P% | FT | FTA | FT% | OR | DR | TOT | A | ST | TO | BS | PTS | PPG |
|----------------|------|------------|------------|--------------|------------|--------------|-------------|------------|------------|-------------|------------|------------|-------------|------------|------------|------------|------------|------------|------------|------------|--------------|------------|
| 2020-21 | CLE | 67 | 67 | 2,173 | 235 | 559 | .420 | 62 | 214 | .290 | 114 | 157 | .726 | 68 | 138 | 206 | 128 | 62 | 86 | 24 | 646 | 9.6 |
| 2021-22 | CLE | 67 | 61 | 1,981 | 207 | 431 | .480 | 55 | 157 | .350 | 119 | 155 | .768 | 72 | 129 | 201 | 121 | 56 | 58 | 22 | 588 | 8.8 |
| 2022-23 | CLE | 76 | 46 | 1,652 | 175 | 354 | .494 | 62 | 171 | .363 | 78 | 103 | .757 | 52 | 135 | 187 | 87 | 56 | 42 | 30 | 490 | 6.4 |
| TOTALS | | 210 | 174 | 5,805 | 617 | 1,344 | .459 | 179 | 542 | .330 | 311 | 415 | .749 | 192 | 402 | 594 | 336 | 174 | 186 | 76 | 1,724 | 8.2 |
| AVERAGE | | -- | -- | 27.6 | 2.9 | 6.4 | -- | 0.9 | 2.6 | -- | 1.5 | 2.0 | -- | 0.9 | 1.9 | 2.8 | 1.6 | 0.8 | 0.9 | 0.4 | 8.2 | -- |

| 2022-23 GAME-BY-GAME Regular Season STATISTICS (CLE) | | | | | | | | | | | | | | | | | | | | | | | |
|--|--------|-----|-------|----|-----|-------|-----|-----|-------|----|-----|-------|----|----|-----|---|----|----|----|----|-----|-----|--|
| DATE | OPP | P/S | MIN | FG | FGA | FG% | 3PM | 3PA | 3P% | FT | FTA | FT% | OR | DR | TOT | A | ST | BS | TO | PF | +/- | PTS | |
| 10/19/22 | at TOR | P | 11:45 | 0 | 1 | .000 | 0 | 1 | .000 | 0 | 0 | .000 | 0 | 0 | 0 | 0 | 0 | 0 | 1 | 4 | 0 | 0 | |
| 10/22/22 | at CHI | S | 26:56 | 1 | 5 | .200 | 0 | 2 | .000 | 0 | 0 | .000 | 0 | 1 | 1 | 0 | 0 | 0 | 3 | 1 | -4 | 2 | |
| 10/23/22 | WAS | S | 20:19 | 1 | 4 | .250 | 0 | 2 | .000 | 0 | 0 | .000 | 0 | 2 | 2 | 0 | 1 | 0 | 0 | 2 | -5 | 2 | |
| 10/26/22 | ORL | P | 11:29 | 1 | 2 | .500 | 0 | 1 | .000 | 0 | 0 | .000 | 1 | 0 | 1 | 0 | 0 | 0 | 0 | 1 | -10 | 2 | |
| 10/28/22 | at BOS | P | 05:22 | 1 | 3 | .333 | 0 | 2 | .000 | 0 | 0 | .000 | 0 | 0 | 0 | 0 | 0 | 0 | 1 | 3 | -12 | 2 | |
| 11/02/22 | BOS | P | 7:52 | 0 | 0 | .000 | 0 | 0 | .000 | 0 | 0 | .000 | 0 | 0 | 0 | 0 | 0 | 0 | 1 | 2 | -6 | 0 | |
| 11/04/22 | at DET | S | 22:43 | 4 | 6 | .667 | 0 | 1 | .000 | 1 | 1 | 1.000 | 0 | 4 | 4 | 0 | 1 | 0 | 0 | 1 | 0 | 9 | |
| 11/06/22 | at LAL | P | 5:56 | 0 | 1 | .000 | 0 | 0 | .000 | 0 | 0 | .000 | 0 | 0 | 0 | 0 | 0 | 0 | 0 | 1 | -2 | 0 | |
| 11/07/22 | at LAC | P | 17:33 | 0 | 2 | .000 | 0 | 0 | .000 | 3 | 4 | .750 | 0 | 3 | 3 | 2 | 1 | 0 | 2 | 3 | 0 | 3 | |
| 11/09/22 | at SAC | P | 6:23 | 0 | 0 | .000 | 0 | 0 | .000 | 0 | 0 | .000 | 0 | 0 | 0 | 0 | 0 | 0 | 0 | 0 | -5 | 0 | |
| 11/11/22 | at GSW | P | 18:27 | 1 | 5 | .200 | 0 | 1 | .000 | 2 | 3 | .667 | 1 | 0 | 1 | 0 | 1 | 0 | 1 | 5 | -9 | 4 | |
| 11/13/22 | MIN | P | 28:51 | 3 | 4 | .750 | 1 | 2 | .500 | 1 | 2 | .500 | 3 | 0 | 3 | 1 | 2 | 0 | 1 | 2 | 15 | 8 | |
| 11/16/22 | at MIL | P | 24:50 | 2 | 3 | .667 | 0 | 0 | .000 | 0 | 0 | .000 | 0 | 0 | 0 | 1 | 2 | 0 | 1 | 3 | -9 | 4 | |
| 11/18/22 | CHA | P | 16:23 | 1 | 2 | .500 | 1 | 2 | .500 | 0 | 0 | .000 | 0 | 1 | 1 | 0 | 0 | 0 | 1 | 5 | 2 | 3 | |
| 11/20/22 | MIA | P | 29:08 | 4 | 8 | .500 | 2 | 5 | .400 | 3 | 5 | .600 | 0 | 4 | 4 | 2 | 0 | 0 | 1 | 2 | 26 | 13 | |
| 11/21/22 | ATL | P | 15:07 | 1 | 3 | .333 | 0 | 1 | .000 | 2 | 2 | 1.000 | 0 | 1 | 1 | 0 | 0 | 1 | 1 | 4 | 8 | 4 | |
| 11/23/22 | POR | P | 20:43 | 1 | 1 | 1.000 | 0 | 0 | .000 | 1 | 1 | 1.000 | 1 | 2 | 3 | 1 | 1 | 1 | 0 | 1 | 16 | 3 | |
| 11/25/22 | at MIL | P | 31:42 | 3 | 6 | .500 | 1 | 4 | .250 | 6 | 6 | 1.000 | 1 | 3 | 4 | 1 | 0 | 0 | 0 | 1 | 3 | 13 | |
| 11/27/22 | at DET | P | 29:58 | 2 | 2 | 1.000 | 1 | 1 | 1.000 | 2 | 2 | 1.000 | 1 | 6 | 7 | 0 | 1 | 0 | 0 | 3 | 14 | 7 | |
| 11/28/22 | at TOR | S | 32:10 | 1 | 11 | .091 | 0 | 5 | .000 | 0 | 0 | .000 | 4 | 1 | 5 | 1 | 1 | 0 | 1 | 2 | -13 | 2 | |
| 11/30/22 | PHI | P | 22:17 | 5 | 7 | .714 | 1 | 3 | .333 | 0 | 0 | .000 | 1 | 4 | 5 | 2 | 3 | 0 | 1 | 1 | 20 | 11 | |
| 12/02/22 | ORL | P | 20:35 | 3 | 6 | .500 | 1 | 4 | .250 | 0 | 0 | .000 | 0 | 1 | 1 | 1 | 0 | 1 | 0 | 1 | -7 | 7 | |
| 12/06/22 | LAL | P | 9:47 | 1 | 2 | .500 | 1 | 1 | 1.000 | 0 | 0 | .000 | 0 | 0 | 0 | 0 | 0 | 0 | 0 | 0 | -4 | 3 | |
| 12/09/22 | SAC | P | 17:32 | 1 | 2 | .500 | 1 | 2 | .500 | 0 | 0 | .000 | 0 | 1 | 1 | 1 | 0 | 1 | 1 | 1 | -8 | 3 | |
| 12/10/22 | OKC | P | 18:57 | 3 | 7 | .429 | 2 | 4 | .500 | 0 | | | | | | | | | | | | | |

CEDI OSMAN

JED-e AUSS-min

Forward 16



6th Season in the NBA

 Prev.
Anadolu Efes (Turkey)

 Height: 6-7
 Weight: 230
 Birthdate: 04/08/95
 Country: Macedonia/Turkey


2022-23 SEASON:

- Appeared in 77 games (two starts) for Cleveland.
- Averaged 8.7 points, 2.3 rebounds and 2.0 assists in 20.1 minutes.
- Recorded 10+ points 30 times and 20+ points six times. Recorded 10+ points 29 times off the bench which ranked 10th in the Eastern Conference for games with 10+ points off the bench.
- Made 4+ three-pointers in a game nine times on the season including a season high 7 3FGM on Jan. 29 vs. LAC.
- Finished with a **career-high tying 29 points** on 11-13 (.846) shooting from the field, including a **career-best 7-7 from beyond the arc**, two rebounds, two assists, two steals and one block in 22 minutes off the bench on Jan. 29 vs. LAC. With his third triple of the game, Osman secured his 579th career three-pointer, moving past Daniel Gibson (578 3FGM) for 6th on the Cavaliers all-time three-pointers made list. **He became the third player in Cavaliers history to finish a game a perfect 7-7 or better from the three-point line, joining Kyrie Irving (7-7 3FG on March 12, 2015 at SAS) and Mo Williams (7-7 3FG on Nov. 28, 2009 vs. DAL).** Osman also became the second player in Cavaliers history to score 29+ points in 22 or fewer minutes of play, joining Kevin Love (twice).
- Chipped in 22 points on 8-10 (.800) shooting from the field, two rebounds and one steal in 24 minutes off the bench on Dec. 19 vs. UTA. He scored 20 of his points in the 4th quarter, including shooting 5-6 (.833) from beyond the arc in the quarter. His 20 fourth quarter points and five fourth quarters triples were both career high's for any quarter.
- Tallied 17 points on 7-14 (.500) shooting from the field, four rebounds, a game-high tying three steals and one block in 35 minutes off the bench on Dec. 9 vs. SAC.
- Chipped in a season-high 23 points on a career best (min. 8 FGM) 8-10 (.800) shooting from the field and three rebounds in 29 minutes off the bench on Nov. 21 vs. ATL.
- Finished with 17 PTS on 3-6 (.500) shooting from beyond the arc and 3 REB in 28 MIN off the bench in Cleveland's season opener on Oct. 19 at TOR. **His 17 PTS as a reserve were the most PTS off the bench in a Cavs season opener since Ramon Sessions on Dec. 26, 2011 vs. TOR (18 PTS off the bench).**

PLAYOFF CAREER:

During the **2018 Playoffs**, appeared in 14 games with the Cavaliers...logged five points, two rebounds and two assists in 21 minutes in the Eastern Conference Semifinals against Toronto on May 7. Was part of the 2018 Eastern Conference Championship team.

| | 2022-23 HIGHS | CAREER HIGHS | POSTSEASON HIGHS |
|------------------------------|---------------------|--------------------|-------------------|
| Points | 29 vs. LAC 1/29/23 | 29 2 times | 5 vs. TOR 5/7/18 |
| Field Goals Made | 11 vs. LAC 1/29/23 | 11 2 times | 2 vs. TOR 5/7/18 |
| Field Goals Attempted | 17 vs. MIA 11/20/22 | 20 2 times | 5 vs. TOR 5/7/18 |
| Three Point Field Goals Made | 7 vs. LAC 1/29/23 | 7 vs. LAC 1/29/23 | 1 vs. TOR 5/7/18 |
| Three Point FG Attempted | 11 2 times | 14 vs. MIL 1/26/22 | 3 vs. TOR 5/7/18 |
| Free Throws Made | 5 vs. IND 12/16/22 | 7 2 times | 2 at BKN 4/12/22 |
| Free Throws Attempted | 6 vs. MIN 11/13/22 | 9 2 times | 2 3 times |
| Offensive Rebounds | 4 vs. MIA 11/20/22 | 6 vs. MIN 2/1/21 | 1 vs. TOR 5/7/18 |
| Defensive Rebounds | 8 vs. MIA 11/20/22 | 12 at DEN 1/11/20 | 4 at BKN 4/12/22 |
| Total Rebounds | 12 vs. MIA 11/20/22 | 12 3 times | 4 at BKN 4/12/22 |
| Assists | 6 at DET 11/4/22 | 12 vs. NOP 1/31/22 | 2 vs. TOR 5/7/18 |
| Steals | 3 3 times | 4 2 times | 1 3 times |
| Blocks | 1 11 times | 2 2 times | -- |
| Minutes Played | 37 vs. MIA 11/20/22 | 50 vs. BKN 1/20/21 | 21 at BKN 4/12/22 |

Cedi Osman - NBA Regular Season Statistics

| SEASON | TEAM | GP | GS | MIN | FG | FGA | FG% | 3PM | 3PA | 3P% | FT | FTA | FT% | OR | DR | TOT | A | ST | TO | BS | PTS | PPG |
|----------------|------|------------|------------|--------------|--------------|--------------|-------------|------------|--------------|-------------|------------|------------|-------------|------------|--------------|--------------|------------|------------|------------|------------|--------------|------------|
| 2017-18 | CLE | 61 | 12 | 672 | 90 | 186 | .484 | 32 | 87 | .368 | 26 | 46 | .565 | 19 | 101 | 120 | 41 | 22 | 32 | 3 | 238 | 3.9 |
| 2018-19 | CLE | 76 | 75 | 2,444 | 360 | 844 | .427 | 130 | 374 | .348 | 141 | 181 | .779 | 45 | 312 | 357 | 195 | 60 | 114 | 11 | 991 | 13.0 |
| 2019-20 | CLE | 65 | 65 | 1,910 | 266 | 609 | .437 | 123 | 321 | .383 | 63 | 94 | .670 | 39 | 192 | 231 | 154 | 54 | 91 | 16 | 718 | 11.0 |
| 2020-21 | CLE | 59 | 26 | 1,511 | 219 | 586 | .374 | 99 | 324 | .306 | 76 | 95 | .800 | 38 | 163 | 201 | 174 | 53 | 80 | 9 | 613 | 10.4 |
| 2021-22 | CLE | 66 | 3 | 1,462 | 247 | 572 | .432 | 128 | 359 | .357 | 87 | 131 | .664 | 25 | 121 | 146 | 135 | 52 | 67 | 10 | 709 | 10.7 |
| 2022-23 | CLE | 77 | 2 | 1,548 | 239 | 530 | .451 | 116 | 312 | .372 | 75 | 108 | .694 | 25 | 151 | 176 | 115 | 35 | 52 | 11 | 669 | 8.7 |
| TOTALS | | 404 | 183 | 9,544 | 1,421 | 3,327 | .427 | 628 | 1,777 | .353 | 468 | 655 | .715 | 191 | 1,040 | 1,231 | 814 | 276 | 436 | 60 | 3,938 | 9.7 |
| AVERAGE | | -- | -- | 23.6 | 3.5 | 8.2 | -- | 1.6 | 4.4 | -- | 1.2 | 1.6 | -- | 0.5 | 2.6 | 3.0 | 2.0 | 0.7 | 1.1 | 0.1 | 9.7 | -- |

Cedi Osman - NBA Postseason Statistics

| SEASON | TEAM | GP | GS | MIN | FG | FGA | FG% | 3PM | 3PA | 3P% | FT | FTA | FT% | OR | DR | TOT | A | ST | TO | BS | PTS | PPG |
|----------------|------|-----------|----------|------------|------------|------------|-------------|------------|------------|-------------|------------|------------|-------------|------------|------------|------------|------------|------------|------------|------------|------------|------------|
| 2017-18 | CLE | 14 | 0 | 62 | 6 | 18 | .333 | 1 | 7 | .143 | 1 | 4 | .250 | 1 | 6 | 7 | 3 | 3 | 0 | 0 | 14 | 1.0 |
| TOTALS | | 14 | 0 | 61 | 6 | 18 | .333 | 1 | 7 | .143 | 1 | 4 | .250 | 1 | 6 | 7 | 3 | 3 | 0 | 0 | 14 | 1.0 |
| AVERAGE | | -- | -- | 4.4 | 0.4 | 1.3 | -- | 0.1 | 0.5 | -- | 0.1 | 0.3 | -- | 0.1 | 0.4 | 0.5 | 0.2 | 0.2 | 0.0 | 0.0 | 1.0 | -- |



2022-23 GAME-BY-GAME Regular Season STATISTICS (CLE)

| DATE | OPP | P/S | MIN | FG | FGA | FG% | 3PM | 3PA | 3P% | FT | FTA | FT% | OR | DR | TOT | A | ST | BS | TO | PF | +/- | PTS |
|----------|--------|-----|-------|----|-----|-------|-----|-----|-------|----|-----|-------|----|----|-----|---|----|----|----|----|-----|-----|
| 10/19/22 | at TOR | P | 27:41 | 6 | 12 | .500 | 3 | 6 | .500 | 2 | 2 | 1.000 | 0 | 3 | 3 | 1 | 0 | 0 | 1 | 3 | 7 | 17 |
| 10/22/22 | at CHI | P | 25:44 | 5 | 8 | .625 | 2 | 3 | .667 | 3 | 3 | 1.000 | 0 | 2 | 2 | 4 | 0 | 0 | 1 | 5 | 41 | 15 |
| 10/23/22 | WAS | P | 31:40 | 6 | 10 | .600 | 3 | 5 | .600 | 1 | 1 | 1.000 | 0 | 0 | 0 | 3 | 1 | 0 | 0 | 3 | 3 | 16 |
| 10/26/22 | ORL | P | 31:13 | 5 | 12 | .417 | 1 | 5 | .200 | 3 | 5 | .600 | 2 | 5 | 7 | 3 | 0 | 1 | 1 | 2 | 5 | 14 |
| 10/28/22 | at BOS | P | 22:24 | 1 | 6 | .167 | 1 | 5 | .200 | 1 | 2 | .500 | 1 | 1 | 2 | 1 | 0 | 0 | 1 | 4 | -10 | 4 |
| 11/02/22 | BOS | P | 12:37 | 0 | 3 | .000 | 0 | 3 | .000 | 0 | 0 | .000 | 0 | 4 | 4 | 0 | 0 | 0 | 0 | 1 | 2 | 0 |
| 11/04/22 | at DET | P | 25:17 | 5 | 9 | .556 | 4 | 6 | .667 | 1 | 1 | 1.000 | 0 | 4 | 4 | 6 | 0 | 0 | 4 | 1 | 24 | 15 |
| 11/06/22 | at LAL | P | 19:15 | 3 | 5 | .600 | 1 | 3 | .333 | 2 | 2 | 1.000 | 0 | 1 | 1 | 1 | 0 | 0 | 0 | 1 | 19 | 9 |
| 11/07/22 | at LAC | P | 03:24 | 1 | 1 | 1.000 | 0 | 0 | .000 | 0 | 0 | .000 | 0 | 0 | 0 | 0 | 0 | 0 | 0 | 0 | -5 | 2 |
| 11/09/22 | at SAC | P | 15:14 | 3 | 4 | .750 | 1 | 1 | 1.000 | 0 | 0 | .000 | 0 | 3 | 3 | 2 | 0 | 0 | 1 | 1 | 1 | 7 |
| 11/11/22 | at GSW | P | 20:39 | 0 | 4 | .000 | 0 | 2 | .000 | 0 | 2 | .000 | 0 | 1 | 1 | 1 | 0 | 0 | 0 | 1 | -9 | 0 |
| 11/13/22 | MIN | P | 27:41 | 4 | 10 | .400 | 2 | 4 | .500 | 4 | 6 | .667 | 0 | 4 | 4 | 2 | 0 | 0 | 1 | 4 | -1 | 14 |
| 11/16/22 | at MIL | P | 13:12 | 2 | 2 | 1.000 | 0 | 0 | .000 | 0 | 0 | .000 | 0 | 2 | 2 | 2 | 0 | 0 | 1 | 1 | -4 | 4 |
| 11/18/22 | CHA | P | 7:24 | 0 | 0 | .000 | 0 | 0 | .000 | 0 | 0 | .000 | 0 | 1 | 1 | 1 | 0 | 0 | 0 | 1 | 2 | 0 |
| 11/20/22 | MIA | P | 37:00 | 8 | 17 | .471 | 4 | 11 | .364 | 0 | 0 | .000 | 4 | 8 | 12 | 3 | 1 | 1 | 1 | 3 | 39 | 20 |
| 11/21/22 | ATL | P | 28:56 | 8 | 10 | .800 | 3 | 4 | .750 | 4 | 5 | .800 | 0 | 3 | 3 | 0 | 0 | 0 | 1 | 4 | 9 | 23 |
| 11/23/22 | POR | P | 27:07 | 1 | 6 | .167 | 1 | 5 | .200 | 0 | 0 | .000 | 0 | 4 | 4 | 3 | 0 | 0 | 1 | 2 | 17 | 3 |
| 11/25/22 | at MIL | P | 32:08 | 3 | 8 | .375 | 2 | 5 | .400 | 0 | 0 | .000 | 0 | 4 | 4 | 2 | 3 | 0 | 1 | 1 | -13 | 8 |
| 11/27/22 | at DET | P | 26:41 | 4 | 8 | .500 | 1 | 4 | .250 | 1 | 1 | 1.000 | 0 | 3 | 3 | 0 | 0 | 1 | 3 | 2 | 12 | 10 |
| 11/28/22 | at TOR | P | 28:06 | 4 | 12 | .333 | 1 | 8 | .125 | 0 | 0 | .000 | 0 | 2 | 2 | 0 | 1 | 0 | 2 | 2 | 6 | 9 |
| 11/30/22 | PHI | P | 28:49 | 3 | 7 | .429 | 1 | 5 | .200 | 2 | 3 | .667 | 0 | 5 | 5 | 0 | 0 | 0 | 2 | 1 | 8 | 9 |
| 12/02/22 | ORL | P | 20:26 | 2 | 5 | .400 | 1 | 4 | .250 | 0 | 0 | .000 | 0 | 2 | 2 | 2 | 0 | 0 | 0 | 1 | 12 | 5 |
| 12/06/22 | LAL | P | 22:51 | 3 | 10 | .300 | 0 | 3 | .000 | 0 | 0 | .000 | 0 | 0 | 0 | 1 | 0 | 0 | 0 | 0 | -1 | 6 |
| 12/09/22 | SAC | P | 35:02 | 7 | 14 | .500 | 3 | 8 | .375 | 0 | 2 | .000 | 0 | 4 | 4 | 1 | 3 | 1 | 1 | 4 | -4 | 17 |
| 12/10/22 | OKC | P | 25:33 | 3 | 10 | .300 | 0 | 4 | .000 | 2 | 2 | 1.000 | 1 | 4 | 5 | 1 | 0 | 0 | 1 | 1 | -4 | 8 |
| 12/12/22 | at SAS | P | 7:07 | 1 | 2 | .500 | 0 | 1 | .000 | 0 | 0 | .000 | 0 | 1 | 1 | 1 | 0 | 0 | 0 | 1 | -2 | 2 |
| 12/14/22 | at DAL | | | | | | | | | | | | | | | | | | | | | |
| 12/16/22 | IND | P | 20:30 | 4 | 7 | .571 | 1 | 3 | .333 | 5 | 5 | 1.000 | 0 | 1 | 1 | 2 | 1 | 0 | 0 | 2 | 0 | 14 |
| 12/17/22 | DAL | P | 16:55 | 3 | 8 | .375 | 1 | 3 | .333 | 0 | 0 | .000 | 1 | 1 | 2 | 0 | 0 | 0 | 0 | 2 | 1 | 7 |
| 12/19/22 | UTA | P | 24:15 | 8 | 10 | .800 | 5 | 6 | .833 | 1 | 2 | .500 | 0 | 2 | 2 | 1 | 1 | 0 | 2 | 0 | 15 | 22 |
| 12/21/22 | MIL | P | 16:59 | 3 | 5 | .600 | 0 | 2 | .000 | 0 | 2 | .000 | 0 | 0 | 0 | 1 | 1 | 0 | 0 | 0 | -5 | 6 |
| 12/23/22 | TOR | P | 21:04 | 5 | 9 | .556 | 0 | 3 | .000 | 3 | 5 | .600 | 1 | 0 | 1 | 2 | 1 | 0 | 0 | 0 | -3 | 13 |
| 12/26/22 | BKN | P | 29:51 | 5 | 10 | .500 | 1 | 6 | .167 | 0 | 0 | .000 | 0 | 0 | 0 | 2 | 1 | 0 | 0 | 5 | 10 | 11 |
| 12/29/22 | at IND | | | | | | | | | | | | | | | | | | | | | |
| 12/31/22 | at CHI | P | 24:31 | 4 | 7 | .571 | 3 | 5 | .600 | 1 | 2 | .500 | 1 | 3 | 4 | 2 | 0 | 0 | 2 | 4 | 9 | 12 |
| 01/02/23 | CHI | P | 36:15 | 6 | 13 | .462 | 4 | 11 | .364 | 3 | 4 | .750 | 0 | 3 | 3 | 4 | 0 | 0 | 1 | 3 | 15 | 19 |
| 01/04/23 | PHX | P | 33:14 | 4 | 12 | .333 | 2 | 6 | .333 | 2 | 4 | .500 | 1 | 2 | 3 | 1 | 1 | 0 | 1 | 0 | 11 | 12 |
| 01/06/23 | at DEN | P | 28:05 | 6 | 10 | .600 | 3 | 6 | .500 | 0 | 0 | .000 | 0 | 1 | 1 | 2 | 2 | 0 | 0 | 2 | -7 | 15 |
| 01/08/23 | at PHX | P | 13:44 | 1 | 2 | .500 | 1 | 2 | .500 | 0 | 2 | .000 | 0 | 0 | 0 | 0 | 0 | 0 | 1 | 4 | -6 | 3 |
| 01/10/23 | at UTA | P | 11:21 | 0 | 3 | .000 | 0 | 2 | .000 | 0 | 0 | .000 | 0 | 0 | 0 | 1 | 0 | 0 | 1 | 0 | -11 | 0 |
| 01/12/23 | at POR | P | 08:29 | 1 | 2 | .500 | 0 | 0 | .000 | 0 | 0 | .000 | 0 | 1 | 1 | 0 | 0 | 0 | 1 | 0 | 3 | 2 |
| 01/14/23 | at MIN | P | 15:32 | 2 | 4 | .500 | 0 | 2 | .000 | 2 | 2 | 1.000 | 0 | 0 | 0 | 1 | 1 | 0 | 1 | 3 | -5 | 6 |
| 01/16/23 | NOP | P | 5:01 | 0 | 1 | .000 | 0 | 0 | .000 | 1 | 2 | .500 | 0 | 0 | 0 | 0 | 0 | 0 | 0 | 1 | 0 | 1 |
| 01/18/23 | at MEM | P | 6:11 | 0 | 1 | .000 | 0 | 1 | .000 | 0 | 0 | .000 | 0 | 1 | 1 | 1 | 0 | 0 | 0 | 1 | -11 | 0 |
| 01/20/23 | GSW | P | 25:02 | 5 | 9 | .556 | 3 | 5 | .600 | 0 | 0 | .000 | 0 | 3 | 3 | 2 | 1 | 0 | 1 | 0 | 2 | 13 |
| 01/21/23 | MIL | P | 22:19 | 4 | 7 | .571 | 1 | 3 | .333 | 4 | 4 | 1.000 | 1 | 2 | 3 | 3 | 0 | 0 | 0 | 0 | 5 | 13 |
| 01/24/23 | at NYK | P | 2:49 | 0 | 1 | .000 | 0 | 1 | .000 | 0 | 0 | .000 | 0 | 0 | 0 | 0 | 0 | 0 | 0 | 0 | -3 | 0 |
| 01/26/23 | at HOU | P | 23:56 | 4 | 10 | .400 | 1 | 6 | .167 | 1 | 1 | 1.000 | 0 | 2 | 2 | 1 | 1 | 0 | 1 | 3 | -1 | 10 |
| 01/27/23 | at OKC | P | 13:03 | 2 | 5 | .400 | 1 | 3 | .333 | 0 | 0 | .000 | 1 | 0 | 1 | 0 | 0 | 0 | 0 | 1 | 0 | 5 |
| 01/29/23 | LAC | P | 21:58 | 11 | 13 | .846 | 7 | 7 | 1.000 | 0 | 0 | .000 | 0 | 2 | 2 | 2 | 2 | 1 | 0 | 0 | -8 | 29 |
| 01/31/23 | MIA | P | 7:02 | 0 | 2 | .000 | 0 | 2 | .000 | 0 | 0 | .000 | 0 | 0 | 0 | 0 | 0 | 0 | 0 | 0 | -5 | 0 |
| 02/02/23 | MEM | P | 31:50 | 7 | 11 | .636 | 4 | 8 | .500 | 3 | 5 | .600 | 0 | 0 | 0 | 4 | 2 | 1 | 1 | 2 | 20 | 21 |
| 02/05/23 | at IND | P | 25:27 | 3 | 12 | .250 | 3 | 8 | .375 | 0 | 0 | .000 | 1 | 3 | 4 | 2 | 2 | 0 | 3 | 1 | 3 | 9 |
| 02/06/23 | at WAS | P | 13:52 | 1 | 5 | .200 | 1 | 3 | .333 | 0 | 0 | .000 | 1 | 1 | 2 | 3 | 1 | 1 | 0 | 1 | 8 | 3 |
| 02/08/23 | DET | P | 23:10 | 3 | 13 | .231 | 0 | 6 | .000 | 0 | 0 | .000 | 0 | 4 | 4 | 3 | 0 | 0 | 0 | 0 | 8 | 6 |
| 02/10/23 | at NOP | P | 22:33 | 1 | 4 | .250 | 1 | 4 | .250 | 1 | 2 | .500 | 0 | 2 | 2 | 2 | 0 | 0 | 0 | 2 | -3 | 4 |
| 02/11/23 | CHI | P | 13:45 | 1 | 4 | .250 | 0 | 3 | .000 | 2 | 2 | 1.000 | 0 | 2 | 2 | 2 | 1 | 0 | 0 | 0 | 3 | 4 |
| 02/13/23 | SAS | P | 11:23 | 3 | 5 | .600 | 2 | 3 | .667 | 0 | 0 | .000 | 1 | 1 | 2 | 0 | 0 | 0 | 0 | 0 | -6 | 8 |
| 02/15/23 | at PHI | | | | | | | | | | | | | | | | | | | | | |
| 02/23/23 | DEN | P | 26:40 | 2 | 8 | .250 | 1 | 6 | .167 | 0 | 2 | .000 | 1 | 1 | 2 | 3 | 0 | 0 | 1 | 1 | 1 | 5 |
| 02/24/23 | at ATL | P | 16:29 | 3 | 7 | .429 | 2 | 4 | .500 | 2 | 3 | .667 | 0 | 5 | 5 | 1 | 0 | 1 | 1 | 3 | 9 | 10 |
| 02/26/23 | TOR | | | | | | | | | | | | | | | | | | | | | |
| 03/01/23 | at BOS | P | 5:06 | 0 | 0 | .000 | 0 | 0 | .000 | 0 | 0 | .000 | 0 | 0 | 0 | 0 | 0 | 0 | 0 | 0 | -8 | 0 |
| 03/04/23 | DET | P | 18:35 | 2 | 7 | .286 | 1 | 6 | .167 | 0 | 0 | .000 | 0 | 4 | 4 | 3 | 0 | 0 | 0 | 3 | 0 | 5 |
| 03/06/23 | BOS | P | 17:47 | 2 | 4 | .500 | 2 | 2 | 1.000 | 0 | 0 | .000 | 0 | 1 | 1 | 0 | 0 | 0 | 0 | 2 | -7 | 6 |
| 03/08/23 | at MIA | | | | | | | | | | | | | | | | | | | | | |
| 03/10/23 | at MIA | P | 12:40 | 2 | 6 | .333 | 1 | 4 | .250 | 2 | 2 | 1.000 | 0 | 1 | 1 | 0 | 0 | 0 | 1 | 2 | 4 | 7 |
| 03/12/23 | at CHA | P | 7:45 | 1 | 3 | .333 | 1 | 1 | 1.000 | 0 | 0 | .000 | 3 | 1 | 4 | 0 | 0 | 0 | 0 | 0 | -5 | 3 |
| 03/14/23 | at CHA | P | 30:32 | 8 | 14 | .571 | 6 | 10 | .600 | 2 | 2 | 1.000 | 0 | 2 | 2 | 3 | 0 | 0 | 0 | 3 | 11 | 24 |
| 03/15/23 | PHI | P | 30:10 | 4 | 11 | .364 | 3 | 10 | .300 | 4 | 4 | 1.000 | 2 | 3 | 5 | 0 | 0 | 0 | 1 | 2 | -2 | 15 |
| 03/17/23 | WAS | P | 18:07 | 2 | 3 | .667 | 1 | 1 | 1.000 | 0 | 0 | .000 | 0 | 3 | 3 | 4 | 2 | 0 | 1 | 3 | 21 | 5 |
| 03/21/23 | at BKN | P | 22:59 | 4 | 5 | .800 | 4 | 4 | 1.000 | 0 | 0 | .000 | 0 | 4 | 4 | 3 | 0 | 1 | 0 | 1 | 12 | 12 |
| 03/23/23 | at BKN | P | 22:07 | 3 | 7 | .429 | 1 | 5 | .200 | 1 | 2 | .500 | 0 | 2 | 2 | 0 | 0 | 1 | 0 | 3 | -1 | 8 |
| 03/26/23 | HOU | P | 16:32 | 2 | 10 | .200 | 1 | 6 | .167 | 0 | 0 | .000 | 0 | 2 | 2 | 0 | 0 | 0 | 0 | 2 | 1 | 5 |
| 03/28/23 | at ATL | P | 12:00 | 1 | 3 | .333 | 1 | 2 | .500 | 0 | 0 | .000 | 0 | 2 | 2 | 0 | 1 | 0 | 1 | 2 | -19 | 3 |
| 03/31/23 | NYK | P | 20:44 | 4 | 9 | .444 | 4 | 8 | .500 | 2 | 2 | 1.000 | 1 | 0 | 1 | 2 | 0 | 1 | 1 | 3 | 2 | 14 |
| 04/02/23 | IND | P | 8:45 | 1 | | | | | | | | | | | | | | | | | | |

RICKY RUBIO


Guard 13



12th Season in the NBA

Prev.
FC Barcelona (Spain)

Height: 6-3
Weight: 190
Birthdate: 10/21/90
Country: Spain



2022-23 SEASON:

- Appeared in 33 games (two starts) for Cleveland.
- Averaged 5.2 points, 3.5 assists and 2.1 rebounds in 17.2 minutes. Tallied 10+ points on three occasions this season.
- Dished out 5+ assists on 11 occasions on the year, including a season-high 9 AST on Feb. 5 at IND.
- Tallied a season-high 13 points, including 3-6 (.500) shooting from beyond the arc, four assists, two steals and one block in a season-high 21 minutes off the bench on Feb. 2 vs. MEM.
- Chipped in nine points and three rebounds in 10 minutes on Jan. 12 at POR during his season-debut and first game back after an ACL injury on Dec. 28, 2021 at New Orleans.

PLAYOFF CAREER:

Reached the playoffs in each of his two years in Utah, averaging 14.6 points, 5.5 rebounds and 7.7 assists per game in 11 total games...during the **2019 Playoffs** with the Jazz, played all five games in First Round series against Houston, averaging 15.4 points, 8.6 assists, 3.2 rebounds and 2.4 steals...scored in double figures in all five games and had a double-double in each of the final two games of the series...made his NBA Playoff debut by playing six games for the Jazz in the **2018 Playoffs**, averaging 14.0 points, 7.3 rebounds, 7.0 assists and 1.3 steals in 30.2 minutes per contest...recorded a triple-double vs. Oklahoma City on April 21 by tallying 26 points, 11 rebounds and 10 assists...missed the Conference Semifinals against Houston with a left hamstring strain.

| | 2022-23 HIGHS | CAREER HIGHS | POSTSEASON HIGHS |
|------------------------------|-------------------|--------------------|--------------------|
| Points | 13 vs. MEM 2/2/23 | 37 at NYK 11/7/21 | 26 vs. OKC 4/21/18 |
| Field Goals Made | 5 at CHA 3/14/23 | 13 at NYK 11/7/21 | 9 vs. OKC 4/21/18 |
| Field Goals Attempted | 11 2 times | 25 at NOP 12/28/21 | 18 2 times |
| Three Point Field Goals Made | 3 vs. MEM 2/2/23 | 8 at NYK 11/7/21 | 5 at OKC 4/18/18 |
| Three Point FG Attempted | 7 at MIA 3/10/23 | 10 at BKN 11/17/21 | 9 vs. OKC 4/21/18 |
| Free Throws Made | 7 vs. SAS 2/13/23 | 13 2 times | 6 vs. OKC 4/21/18 |
| Free Throws Attempted | 8 vs. SAS 2/13/23 | 14 2 times | 7 vs. OKC 4/21/18 |
| Offensive Rebounds | 2 vs. DET 3/4/23 | 5 vs. LAC 11/12/16 | 2 2 times |
| Defensive Rebounds | 5 2 times | 12 2 times | 11 at OKC 4/25/18 |
| Total Rebounds | 5 4 times | 13 4 times | 12 at OKC 4/25/18 |
| Assists | 9 at IND 2/5/23 | 19 vs. WAS 3/13/17 | 11 2 times |
| Steals | 3 vs. CHI 2/11/23 | 8 2 times | 4 2 times |
| Blocks | 2 vs. DET 3/4/23 | 2 6 times | 1 4 times |
| Minutes Played | 26 vs. CHA 4/9/23 | 49 at DAL 3/19/14 | 39 vs. HOU 4/22/19 |

Ricky Rubio - NBA Regular Season Statistics

| SEASON | TEAM | GP | GS | MIN | FG | FGA | FG% | 3PM | 3PA | 3P% | FT | FTA | FT% | OR | DR | TOT | A | ST | TO | BS | PTS | PPG |
|-----------------------|------|------------|------------|---------------|--------------|--------------|-------------|------------|--------------|-------------|--------------|--------------|-------------|------------|--------------|--------------|--------------|--------------|--------------|------------|--------------|-------------|
| 2011-12 | MIN | 41 | 31 | 1,404 | 139 | 389 | .357 | 32 | 94 | .340 | 126 | 157 | .803 | 21 | 150 | 171 | 336 | 91 | 131 | 8 | 436 | 10.6 |
| 2012-13 | MIN | 57 | 47 | 1,691 | 185 | 514 | .360 | 27 | 92 | .293 | 211 | 264 | .799 | 44 | 185 | 229 | 418 | 137 | 172 | 5 | 608 | 10.7 |
| 2013-14 | MIN | 82 | 82 | 2,638 | 255 | 670 | .381 | 44 | 133 | .331 | 227 | 283 | .802 | 61 | 281 | 342 | 704 | 191 | 221 | 11 | 781 | 9.5 |
| 2014-15 | MIN | 22 | 22 | 692 | 78 | 219 | .356 | 13 | 51 | .255 | 57 | 71 | .803 | 19 | 106 | 125 | 193 | 38 | 64 | 1 | 226 | 10.3 |
| 2015-16 | MIN | 76 | 76 | 2,323 | 219 | 586 | .374 | 62 | 190 | .326 | 266 | 314 | .847 | 40 | 286 | 326 | 658 | 162 | 193 | 10 | 766 | 10.1 |
| 2016-17 | MIN | 75 | 75 | 2,469 | 261 | 650 | .402 | 60 | 196 | .306 | 254 | 285 | .891 | 68 | 237 | 305 | 682 | 128 | 195 | 10 | 836 | 11.1 |
| 2017-18 | UTA | 77 | 77 | 2,254 | 346 | 827 | .418 | 96 | 273 | .352 | 220 | 254 | .866 | 44 | 307 | 351 | 410 | 121 | 207 | 11 | 1,008 | 13.1 |
| 2018-19 | UTA | 68 | 67 | 1,899 | 295 | 730 | .404 | 79 | 254 | .311 | 195 | 228 | .855 | 33 | 210 | 243 | 416 | 91 | 180 | 10 | 864 | 12.7 |
| 2019-20 | PHX | 65 | 65 | 2,016 | 287 | 692 | .415 | 78 | 216 | .361 | 195 | 226 | .863 | 46 | 258 | 304 | 570 | 94 | 173 | 11 | 847 | 13.0 |
| 2020-21 | MIN | 68 | 51 | 1,772 | 193 | 498 | .388 | 66 | 214 | .308 | 130 | 150 | .867 | 28 | 195 | 223 | 433 | 98 | 111 | 4 | 582 | 8.6 |
| 2021-22 | CLE | 34 | 8 | 970 | 149 | 411 | .363 | 59 | 174 | .339 | 88 | 103 | .854 | 15 | 126 | 141 | 225 | 49 | 90 | 7 | 445 | 13.1 |
| Went from CLE to IND. | | | | | | | | | | | | | | | | | | | | | | |
| 2021-22 | IND | 0 | 0 | 0 | 0 | 0 | 0 | 0 | 0 | 0 | 0 | 0 | 0 | 0 | 0 | 0 | 0 | 0 | 0 | 0 | 0 | 0.0 |
| 2021-22 | TOT | 34 | 8 | 970 | 149 | 411 | .363 | 59 | 174 | .339 | 88 | 103 | .854 | 15 | 126 | 141 | 225 | 49 | 90 | 7 | 445 | 13.1 |
| 2022-23 | CLE | 33 | 2 | 566 | 61 | 178 | .343 | 21 | 82 | .256 | 28 | 35 | .800 | 9 | 61 | 70 | 115 | 26 | 31 | 6 | 171 | 5.2 |
| TOTALS | | 698 | 603 | 20,688 | 2,468 | 6,364 | .388 | 637 | 1,969 | .324 | 1,997 | 2,370 | .843 | 428 | 2,402 | 2,830 | 5,160 | 1,226 | 1,768 | 94 | 7,570 | 10.8 |
| AVERAGE | | -- | -- | 29.6 | 3.5 | 9.1 | -- | 0.9 | 2.8 | -- | 2.9 | 3.4 | -- | 0.6 | 3.4 | 4.1 | 7.4 | 1.8 | 2.5 | 0.1 | 10.8 | -- |

Ricky Rubio - NBA Postseason Statistics

| SEASON | TEAM | GP | GS | MIN | FG | FGA | FG% | 3PM | 3PA | 3P% | FT | FTA | FT% | OR | DR | TOT | A | ST | TO | BS | PTS | PPG |
|----------------|------|-----------|-----------|-------------|------------|-------------|-------------|------------|------------|-------------|------------|------------|-------------|------------|------------|------------|------------|------------|------------|------------|-------------|-------------|
| 2017-18 | UTA | 6 | 6 | 181 | 28 | 79 | .354 | 10 | 32 | .313 | 18 | 23 | .783 | 5 | 39 | 44 | 42 | 8 | 18 | 3 | 84 | 14.0 |
| 2018-19 | UTA | 5 | 5 | 168 | 28 | 66 | .424 | 4 | 20 | .200 | 17 | 20 | .850 | 3 | 13 | 16 | 43 | 12 | 15 | 1 | 77 | 15.4 |
| TOTALS | | 11 | 11 | 347 | 56 | 145 | .386 | 14 | 52 | .269 | 35 | 43 | .814 | 8 | 52 | 60 | 85 | 20 | 33 | 4 | 161 | 14.6 |
| AVERAGE | | -- | -- | 31.5 | 5.1 | 13.2 | -- | 1.3 | 4.7 | -- | 3.2 | 3.9 | -- | 0.7 | 4.7 | 5.5 | 7.7 | 1.8 | 3.0 | 0.4 | 14.6 | -- |



2022-23 GAME-BY-GAME Regular Season STATISTICS (CLE)

| DATE | OPP | P/S | MIN | FG | FGA | FG% | 3PM | 3PA | 3P% | FT | FTA | FT% | OR | DR | TOT | A | ST | BS | TO | PF | +/- | PTS |
|----------|--------|------|-------|-----|-----|-------|-----|-----|-------|-----|-----|-------|-------------------|-----|-----|-----|-----|-----|-----|-----|-----|-----|
| 10/19/22 | at TOR | | | | | | | | | | | | Inactive - Injury | | | | | | | | | |
| 10/22/22 | at CHI | | | | | | | | | | | | Inactive - Injury | | | | | | | | | |
| 10/23/22 | WAS | | | | | | | | | | | | Inactive - Injury | | | | | | | | | |
| 10/26/22 | ORL | | | | | | | | | | | | Inactive - Injury | | | | | | | | | |
| 10/28/22 | at BOS | | | | | | | | | | | | Inactive - Injury | | | | | | | | | |
| 11/02/22 | BOS | | | | | | | | | | | | Inactive - Injury | | | | | | | | | |
| 11/04/22 | at DET | | | | | | | | | | | | Inactive - Injury | | | | | | | | | |
| 11/06/22 | at LAL | | | | | | | | | | | | Inactive - Injury | | | | | | | | | |
| 11/07/22 | at LAC | | | | | | | | | | | | Inactive - Injury | | | | | | | | | |
| 11/09/22 | at SAC | | | | | | | | | | | | Inactive - Injury | | | | | | | | | |
| 11/11/22 | at GSW | | | | | | | | | | | | Inactive - Injury | | | | | | | | | |
| 11/13/22 | MIN | | | | | | | | | | | | Inactive - Injury | | | | | | | | | |
| 11/16/22 | at MIL | | | | | | | | | | | | Inactive - Injury | | | | | | | | | |
| 11/18/22 | CHA | | | | | | | | | | | | Inactive - Injury | | | | | | | | | |
| 11/20/22 | MIA | | | | | | | | | | | | Inactive - Injury | | | | | | | | | |
| 11/21/22 | ATL | | | | | | | | | | | | Inactive - Injury | | | | | | | | | |
| 11/23/22 | POR | | | | | | | | | | | | Inactive - Injury | | | | | | | | | |
| 11/25/22 | at MIL | | | | | | | | | | | | Inactive - Injury | | | | | | | | | |
| 11/27/22 | at DET | | | | | | | | | | | | Inactive - Injury | | | | | | | | | |
| 11/28/22 | at TOR | | | | | | | | | | | | Inactive - Injury | | | | | | | | | |
| 11/30/22 | PHI | | | | | | | | | | | | Inactive - Injury | | | | | | | | | |
| 12/02/22 | ORL | | | | | | | | | | | | Inactive - Injury | | | | | | | | | |
| 12/06/22 | LAL | | | | | | | | | | | | Inactive - Injury | | | | | | | | | |
| 12/09/22 | SAC | | | | | | | | | | | | Inactive - Injury | | | | | | | | | |
| 12/10/22 | OKC | | | | | | | | | | | | Inactive - Injury | | | | | | | | | |
| 12/12/22 | at SAS | | | | | | | | | | | | Inactive - Injury | | | | | | | | | |
| 12/14/22 | at DAL | | | | | | | | | | | | Inactive - Injury | | | | | | | | | |
| 12/16/22 | IND | | | | | | | | | | | | Inactive - Injury | | | | | | | | | |
| 12/17/22 | DAL | | | | | | | | | | | | Inactive - Injury | | | | | | | | | |
| 12/19/22 | UTA | | | | | | | | | | | | Inactive - Injury | | | | | | | | | |
| 12/21/22 | MIL | | | | | | | | | | | | Inactive - Injury | | | | | | | | | |
| 12/23/22 | TOR | | | | | | | | | | | | Inactive - Injury | | | | | | | | | |
| 12/26/22 | BKN | | | | | | | | | | | | Inactive - Injury | | | | | | | | | |
| 12/29/22 | at IND | | | | | | | | | | | | Inactive - Injury | | | | | | | | | |
| 12/31/22 | at CHI | | | | | | | | | | | | Inactive - Injury | | | | | | | | | |
| 01/02/23 | CHI | | | | | | | | | | | | Inactive - Injury | | | | | | | | | |
| 01/04/23 | PHX | | | | | | | | | | | | Inactive - Injury | | | | | | | | | |
| 01/06/23 | at DEN | | | | | | | | | | | | Inactive - Injury | | | | | | | | | |
| 01/08/23 | at PHX | | | | | | | | | | | | Inactive - Injury | | | | | | | | | |
| 01/10/23 | at UTA | | | | | | | | | | | | Inactive - Injury | | | | | | | | | |
| 01/12/23 | at POR | P | 10:27 | 3 | 5 | .600 | 2 | 4 | .500 | 1 | 2 | .500 | 0 | 3 | 3 | 1 | 0 | 0 | 0 | 0 | 6 | 9 |
| 01/14/23 | at MIN | P | 12:46 | 1 | 4 | .250 | 1 | 3 | .333 | 0 | 0 | .000 | 0 | 2 | 2 | 2 | 0 | 0 | 0 | 2 | -6 | 3 |
| 01/16/23 | NOP | P | 16:48 | 1 | 4 | .250 | 0 | 2 | .000 | 0 | 0 | .000 | 0 | 1 | 1 | 0 | 0 | 0 | 0 | 4 | 13 | 2 |
| 01/18/23 | at MEM | P | 12:12 | 2 | 7 | .286 | 1 | 5 | .200 | 2 | 2 | 1.000 | 1 | 3 | 4 | 3 | 0 | 0 | 0 | 0 | -4 | 7 |
| 01/20/23 | GSW | | | | | | | | | | | | Inactive - Injury | | | | | | | | | |
| 01/21/23 | MIL | P | 18:47 | 1 | 6 | .167 | 0 | 2 | .000 | 1 | 2 | .500 | 0 | 3 | 3 | 5 | 2 | 0 | 1 | 2 | -2 | 3 |
| 01/24/23 | at NYK | P | 13:25 | 1 | 4 | .250 | 1 | 3 | .333 | 0 | 0 | .000 | 0 | 0 | 0 | 2 | 1 | 0 | 2 | 2 | -26 | 3 |
| 01/26/23 | at HOU | P | 17:21 | 2 | 7 | .286 | 1 | 2 | .500 | 0 | 0 | .000 | 1 | 2 | 3 | 7 | 1 | 0 | 1 | 2 | 12 | 5 |
| 01/27/23 | at OKC | | | | | | | | | | | | Inactive - Injury | | | | | | | | | |
| 01/29/23 | LAC | P | 19:07 | 1 | 5 | .200 | 1 | 3 | .333 | 0 | 0 | .000 | 0 | 3 | 3 | 4 | 1 | 0 | 0 | 1 | -10 | 3 |
| 01/31/23 | MIA | P | 17:16 | 3 | 6 | .500 | 2 | 4 | .500 | 0 | 2 | .000 | 0 | 5 | 5 | 5 | 1 | 0 | 1 | 1 | 6 | 8 |
| 02/02/23 | MEM | P | 21:01 | 4 | 9 | .444 | 3 | 6 | .500 | 2 | 2 | 1.000 | 0 | 2 | 2 | 4 | 2 | 1 | 2 | 1 | 15 | 13 |
| 02/05/23 | at IND | P | 19:55 | 3 | 7 | .429 | 1 | 3 | .333 | 0 | 0 | .000 | 0 | 3 | 3 | 9 | 0 | 0 | 1 | 3 | 8 | 7 |
| 02/06/23 | at WAS | | | | | | | | | | | | Inactive - Injury | | | | | | | | | |
| 02/08/23 | DET | P | 16:20 | 3 | 6 | .500 | 0 | 3 | .000 | 2 | 2 | 1.000 | 0 | 2 | 2 | 4 | 2 | 0 | 1 | 1 | 11 | 8 |
| 02/10/23 | at NOP | | | | | | | | | | | | Inactive - Injury | | | | | | | | | |
| 02/11/23 | CHI | P | 16:51 | 0 | 6 | .000 | 0 | 5 | .000 | 0 | 0 | .000 | 0 | 1 | 1 | 5 | 3 | 1 | 1 | 0 | 14 | 0 |
| 02/13/23 | SAS | P | 22:50 | 1 | 3 | .333 | 0 | 1 | .000 | 7 | 8 | .875 | 1 | 2 | 3 | 2 | 2 | 0 | 0 | 1 | 1 | 9 |
| 02/15/23 | at PHI | | | | | | | | | | | | Inactive - Injury | | | | | | | | | |
| 02/23/23 | DEN | | | | | | | | | | | | Inactive - Injury | | | | | | | | | |
| 02/24/23 | at ATL | P | 11:56 | 1 | 4 | .250 | 0 | 1 | .000 | 0 | 0 | .000 | 1 | 0 | 1 | 2 | 2 | 0 | 1 | 1 | -10 | 2 |
| 02/26/23 | TOR | P | 19:46 | 0 | 5 | .000 | 0 | 2 | .000 | 0 | 0 | .000 | 0 | 1 | 1 | 1 | 1 | 0 | 2 | 4 | 7 | 0 |
| 03/01/23 | at BOS | P | 07:29 | 1 | 1 | 1.000 | 1 | 1 | 1.000 | 1 | 2 | .500 | 0 | 2 | 2 | 2 | 0 | 0 | 0 | 0 | 0 | 4 |
| 03/04/23 | DET | P | 19:50 | 2 | 5 | .400 | 1 | 2 | .500 | 0 | 0 | .000 | 2 | 3 | 5 | 3 | 2 | 2 | 0 | 1 | 10 | 5 |
| 03/06/23 | BOS | P | 06:59 | 1 | 1 | 1.000 | 0 | 0 | .000 | 0 | 0 | .000 | 0 | 0 | 0 | 0 | 0 | 0 | 3 | 0 | -6 | 2 |
| 03/08/23 | at MIA | P | 22:54 | 2 | 7 | .286 | 1 | 2 | .500 | 0 | 0 | .000 | 0 | 0 | 0 | 4 | 2 | 0 | 1 | 2 | 0 | 5 |
| 03/10/23 | at MIA | P | 25:10 | 3 | 8 | .375 | 2 | 7 | .286 | 0 | 0 | .000 | 0 | 3 | 3 | 8 | 0 | 0 | 3 | 3 | -8 | 8 |
| 03/12/23 | at CHA | P | 19:42 | 4 | 7 | .571 | 0 | 1 | .000 | 3 | 3 | 1.000 | 0 | 3 | 3 | 1 | 0 | 0 | 1 | 0 | 17 | 11 |
| 03/14/23 | at CHA | P | 20:41 | 5 | 11 | .455 | 0 | 2 | .000 | 1 | 1 | 1.000 | 0 | 5 | 5 | 4 | 0 | 1 | 3 | 3 | 8 | 11 |
| 03/15/23 | PHI | | | | | | | | | | | | [Did not play] | | | | | | | | | |
| 03/17/23 | WAS | P | 21:13 | 3 | 4 | .750 | 0 | 0 | .000 | 2 | 3 | .667 | 1 | 2 | 3 | 5 | 0 | 0 | 0 | 1 | 15 | 8 |
| 03/21/23 | at BKN | P | 19:24 | 3 | 6 | .500 | 0 | 2 | .000 | 2 | 2 | 1.000 | 0 | 0 | 0 | 1 | 1 | 0 | 1 | 1 | -4 | 8 |
| 03/23/23 | at BKN | P | 19:39 | 0 | 1 | .000 | 0 | 1 | .000 | 0 | 0 | .000 | 0 | 0 | 0 | 7 | 0 | 0 | 0 | 2 | -6 | 0 |
| 03/26/23 | HOU | P | 15:31 | 0 | 4 | .000 | 0 | 2 | .000 | 2 | 2 | 1.000 | 0 | 1 | 1 | 2 | 1 | 0 | 1 | 1 | -11 | 2 |
| 03/28/23 | at ATL | P | 19:13 | 4 | 7 | .571 | 1 | 2 | .500 | 0 | 0 | .000 | 0 | 2 | 2 | 1 | 0 | 0 | 1 | 4 | -5 | 9 |
| 03/31/23 | NYK | P | 9:22 | 1 | 3 | .333 | 0 | 2 | .000 | 0 | 0 | .000 | 0 | 0 | 0 | 2 | 0 | 0 | 0 | 2 | -8 | 2 |
| 04/02/23 | IND | P | 14:03 | 0 | 1 | .000 | 0 | 0 | .000 | 0 | 0 | .000 | 0 | 1 | 1 | 5 | 1 | 0 | 1 | 2 | 1 | 0 |
| 04/04/23 | at ORL | P | 11:16 | 1 | 6 | .167 | 1 | 3 | .333 | 0 | 0 | .000 | 1 | 0 | 1 | 2 | 0 | 1 | 0 | 1 | -9 | 3 |
| 04/06/23 | at ORL | S | 20:28 | 2 | 7 | .286 | 1 | 2 | .500 | 0 | 0 | .000 | 0 | 2 | 2 | 5 | 1 | 0 | 0 | 2 | 15 | 5 |
| 04/09/23 | CHA | S | 26:24 | 2 | 11 | .182 | 0 | 4 | .000 | 2 | 2 | 1.000 | 1 | 4 | 5 | 7 | 0 | 0 | 3 | 1 | 1 | 6 |
| 2022 | TTL | 33-2 | 549 | 61 | 178 | .343 | 21 | 82 | .256 | 28 | 35 | .800 | 9 | 61 | 70 | 115 | 26 | 6 | 31 | 51 | 45 | 171 |
| 2022 | AVG | -- | 16.6 | 1.8 | 5.4 | -- | 0.6 | 2.5 | -- | 0.8 | 1.1 | -- | 0.3 | 1.8 | 2.1 | 3.5 | 0.8 | 0.2 | 0.9 | 1.5 | 1.4 | 5.2 |



Lamar Stevens

Forward 8



3rd Season in the NBA

Prev.
Penn State

Height: 6-8
Weight: 225
Birthdate: 07/09/97
Country: USA



2022-23 SEASON:

- Appeared in 62 games (25 starts) with Cleveland.
- Averaged 5.3 points and 3.3 rebounds in 18.1 minutes.
- Recorded 10+ points on nine occasions this season including one double-double (18 PTS, 11 REB on Dec. 14 at DAL).
- Contributed 11 points on 5-6 (.833) shooting from the field, three rebounds, a career-high tying three steals and two blocks in 25 minutes off the bench on Jan. 10 at UTA.
- Recorded his second career double-double with a season-high 18 points on 8-15 (.533) shooting from the field, a career-high tying 11 rebounds and two assists in 38 minutes on Dec. 14 at DAL. It was the third time in his career with 18+ points and second time grabbing 10+ rebounds.
- Contributed 12 points on 3-5 (.600) shooting from the field in 28 minutes on Nov. 23 vs. POR.
- Chipped in 10 points, five rebounds and a career-high four blocks in 34 minutes on Nov. 16 at Milwaukee.
- Contributed a season-high 15 points on 5-10 (.500) shooting from the field, six rebounds and one block in a season-high 30 minutes during his first start of the season on Nov. 13 vs. Minnesota.

| | 2022-23 HIGHS | CAREER HIGHS | POSTSEASON HIGHS |
|------------------------------|--------------------|--------------------|------------------|
| Points | 18 at DAL 12/14/22 | 23 at UTA 1/12/22 | 7 at BKN 4/12/22 |
| Field Goals Made | 8 at DAL 12/14/22 | 10 at UTA 1/12/22 | 2 at BKN 4/12/22 |
| Field Goals Attempted | 15 at DAL 12/14/22 | 15 2 times | 3 at BKN 4/12/22 |
| Three Point Field Goals Made | 2 6 times | 2 9 times | -- |
| Three Point FG Attempted | 6 at DAL 12/14/22 | 6 at DAL 12/14/22 | -- |
| Free Throws Made | 5 2 times | 7 vs. SAS 3/19/21 | 3 at BKN 4/12/22 |
| Free Throws Attempted | 6 vs. MIN 11/13/22 | 8 vs. SAS 3/19/21 | 3 at BKN 4/12/22 |
| Offensive Rebounds | 6 vs. BOS 3/6/23 | 6 vs. BOS 3/6/23 | -- |
| Defensive Rebounds | 11 at DAL 12/14/22 | 11 at DAL 12/14/22 | -- |
| Total Rebounds | 11 at DAL 12/14/22 | 11 2 times | -- |
| Assists | 4 at ATL 2/24/23 | 4 3 times | -- |
| Steals | 3 2 times | 3 5 times | -- |
| Blocks | 4 at MIL 11/16/22 | 4 at MIL 11/16/22 | -- |
| Minutes Played | 41 at ATL 3/28/23 | 41 at ATL 3/28/23 | 7 at BKN 4/12/22 |

Lamar Stevens - NBA Regular Season Statistics

| SEASON | TEAM | GP | GS | MIN | FG | FGA | FG% | 3PM | 3PA | 3P% | FT | FTA | FT% | OR | DR | TOT | A | ST | TO | BS | PTS | PPG |
|----------------|------|------------|-----------|--------------|------------|------------|-------------|------------|------------|-------------|------------|------------|-------------|------------|------------|------------|------------|------------|------------|------------|------------|------------|
| 2020-21 | CLE | 40 | 0 | 499 | 62 | 136 | .456 | 4 | 25 | .160 | 37 | 51 | .725 | 24 | 72 | 96 | 25 | 17 | 23 | 13 | 165 | 4.1 |
| 2021-22 | CLE | 63 | 13 | 1,015 | 156 | 319 | .489 | 18 | 65 | .277 | 53 | 75 | .707 | 47 | 117 | 164 | 44 | 31 | 41 | 18 | 383 | 6.1 |
| 2022-23 | CLE | 62 | 25 | 1,120 | 129 | 288 | .448 | 30 | 95 | .316 | 40 | 57 | .702 | 48 | 159 | 207 | 33 | 27 | 27 | 19 | 328 | 5.3 |
| TOTALS | | 165 | 38 | 2,632 | 347 | 743 | .467 | 52 | 185 | .281 | 130 | 183 | .710 | 119 | 348 | 467 | 102 | 75 | 91 | 50 | 876 | 5.3 |
| AVERAGE | | -- | -- | 16.0 | 2.1 | 4.5 | -- | 0.3 | 1.1 | -- | 0.8 | 1.1 | -- | 0.7 | 2.1 | 2.8 | 0.6 | 0.5 | 0.6 | 0.3 | 5.3 | -- |



2022-23 GAME-BY-GAME Regular Season STATISTICS (CLE)

| DATE | OPP | P/S | MIN | FG | FGA | FG% | 3PM | 3PA | 3P% | FT | FTA | FT% | OR | DR | TOT | A | ST | BS | TO | PF | +/- | PTS |
|----------|--------|-------|-------|-----|-----|-------|-----|-----|-------|----|-----|-------------------|----|----|-----|---|----|----|----|----|-----|-----|
| 10/19/22 | at TOR | | | | | | | | | | | [Did not play] | | | | | | | | | | |
| 10/22/22 | at CHI | P | 4:07 | 0 | 1 | .000 | 0 | 0 | .000 | 0 | 0 | .000 | 0 | 1 | 1 | 0 | 0 | 0 | 0 | 0 | 6 | 0 |
| 10/23/22 | WAS | | | | | | | | | | | [Did not play] | | | | | | | | | | |
| 10/26/22 | ORL | | | | | | | | | | | [Did not play] | | | | | | | | | | |
| 10/28/22 | at BOS | | | | | | | | | | | [Did not play] | | | | | | | | | | |
| 11/02/22 | BOS | | | | | | | | | | | [Did not play] | | | | | | | | | | |
| 11/04/22 | at DET | P | 18:31 | 2 | 4 | .500 | 0 | 1 | .000 | 2 | 2 | 1.000 | 0 | 0 | 0 | 0 | 0 | 1 | 1 | 4 | 13 | 6 |
| 11/06/22 | at LAL | | | | | | | | | | | [Did not play] | | | | | | | | | | |
| 11/07/22 | at LAC | | | | | | | | | | | [Did not play] | | | | | | | | | | |
| 11/09/22 | at SAC | | | | | | | | | | | [Did not play] | | | | | | | | | | |
| 11/11/22 | at GSW | | | | | | | | | | | [Did not play] | | | | | | | | | | |
| 11/13/22 | MIN | S | 30:18 | 5 | 10 | .500 | 0 | 1 | .000 | 5 | 6 | .833 | 2 | 4 | 6 | 1 | 0 | 0 | 0 | 2 | -2 | 15 |
| 11/16/22 | at MIL | S | 33:45 | 3 | 10 | .300 | 2 | 3 | .667 | 2 | 2 | 1.000 | 3 | 2 | 5 | 0 | 0 | 4 | 0 | 3 | -16 | 10 |
| 11/18/22 | CHA | S | 29:00 | 1 | 5 | .200 | 0 | 2 | .000 | 1 | 2 | .500 | 0 | 3 | 3 | 1 | 1 | 1 | 0 | 3 | -15 | 3 |
| 11/20/22 | MIA | S | 22:00 | 5 | 6 | .833 | 1 | 2 | .500 | 0 | 0 | .000 | 1 | 3 | 4 | 1 | 1 | 0 | 2 | 1 | -8 | 11 |
| 11/21/22 | ATL | S | 28:31 | 3 | 5 | .600 | 1 | 1 | 1.000 | 1 | 2 | .500 | 0 | 3 | 3 | 0 | 0 | 0 | 1 | 2 | 1 | 8 |
| 11/23/22 | POR | S | 27:38 | 3 | 5 | .600 | 1 | 2 | .500 | 5 | 5 | 1.000 | 1 | 0 | 1 | 0 | 0 | 0 | 1 | 1 | -1 | 12 |
| 11/25/22 | at MIL | | | | | | | | | | | Inactive - Injury | | | | | | | | | | |
| 11/27/22 | at DET | | | | | | | | | | | Inactive - Injury | | | | | | | | | | |
| 11/28/22 | at TOR | | | | | | | | | | | Inactive - Injury | | | | | | | | | | |
| 11/30/22 | PHI | | | | | | | | | | | Inactive - Injury | | | | | | | | | | |
| 12/02/22 | ORL | S | 15:07 | 3 | 10 | .300 | 2 | 4 | .500 | 0 | 0 | .000 | 0 | 2 | 2 | 1 | 0 | 0 | 1 | 0 | 4 | 8 |
| 12/06/22 | LAL | S | 26:23 | 1 | 5 | .200 | 0 | 3 | .000 | 0 | 0 | .000 | 0 | 7 | 7 | 1 | 1 | 0 | 0 | 2 | 17 | 2 |
| 12/09/22 | SAC | S | 25:40 | 3 | 6 | .500 | 1 | 1 | 1.000 | 0 | 0 | .000 | 2 | 6 | 8 | 0 | 0 | 0 | 0 | 2 | 1 | 7 |
| 12/10/22 | OKC | S | 31:04 | 4 | 9 | .444 | 2 | 5 | .400 | 0 | 0 | .000 | 1 | 6 | 7 | 1 | 3 | 1 | 0 | 1 | 15 | 10 |
| 12/12/22 | at SAS | S | 24:32 | 0 | 0 | .000 | 0 | 0 | .000 | 0 | 0 | .000 | 0 | 3 | 3 | 0 | 0 | 0 | 1 | 0 | -9 | 0 |
| 12/14/22 | at DAL | S | 38:25 | 8 | 15 | .533 | 1 | 6 | .167 | 1 | 2 | .500 | 0 | 11 | 11 | 2 | 0 | 0 | 1 | 2 | 22 | 18 |
| 12/16/22 | IND | S | 21:54 | 0 | 4 | .000 | 0 | 1 | .000 | 0 | 0 | .000 | 0 | 3 | 3 | 1 | 0 | 0 | 1 | 2 | -11 | 0 |
| 12/17/22 | DAL | | | | | | | | | | | DND - Injury | | | | | | | | | | |
| 12/19/22 | UTA | | | | | | | | | | | DND - Injury | | | | | | | | | | |
| 12/21/22 | MIL | | | | | | | | | | | Inactive - Injury | | | | | | | | | | |
| 12/23/22 | TOR | P | 14:55 | 3 | 6 | .500 | 0 | 2 | .000 | 0 | 3 | .000 | 2 | 2 | 4 | 1 | 0 | 0 | 1 | 2 | -3 | 6 |
| 12/26/22 | BKN | S | 22:41 | 2 | 7 | .286 | 2 | 4 | .500 | 0 | 0 | .000 | 1 | 0 | 1 | 1 | 1 | 0 | 3 | 0 | -13 | 6 |
| 12/29/22 | at IND | S | 21:22 | 3 | 8 | .375 | 1 | 3 | .333 | 0 | 2 | .000 | 3 | 3 | 6 | 2 | 0 | 1 | 1 | 0 | -1 | 7 |
| 12/31/22 | at CHI | S | 19:45 | 1 | 6 | .167 | 0 | 3 | .000 | 0 | 0 | .000 | 0 | 4 | 4 | 1 | 0 | 1 | 1 | 1 | 0 | 2 |
| 01/02/23 | CHI | S | 19:09 | 2 | 5 | .400 | 0 | 2 | .000 | 0 | 0 | .000 | 0 | 1 | 1 | 2 | 0 | 0 | 0 | 0 | -6 | 4 |
| 01/04/23 | PHX | P | 5:48 | 1 | 1 | 1.000 | 0 | 0 | .000 | 0 | 0 | .000 | 1 | 0 | 1 | 0 | 0 | 0 | 0 | 2 | -7 | 2 |
| 01/06/23 | at DEN | P | 13:30 | 2 | 6 | .333 | 0 | 1 | .000 | 2 | 2 | 1.000 | 1 | 0 | 1 | 1 | 0 | 1 | 0 | 0 | 6 | 6 |
| 01/08/23 | at PHX | P | 15:26 | 1 | 2 | .500 | 0 | 0 | .000 | 0 | 0 | .000 | 0 | 6 | 6 | 0 | 0 | 1 | 1 | 0 | 10 | 2 |
| 01/10/23 | at UTA | P | 24:56 | 5 | 6 | .833 | 1 | 2 | .500 | 0 | 0 | .000 | 1 | 2 | 3 | 0 | 3 | 2 | 0 | 5 | 1 | 11 |
| 01/12/23 | at POR | P | 13:34 | 1 | 3 | .333 | 0 | 0 | .000 | 4 | 4 | 1.000 | 0 | 0 | 0 | 0 | 0 | 0 | 0 | 2 | -9 | 6 |
| 01/14/23 | at MIN | P | 07:57 | 0 | 1 | .000 | 0 | 0 | .000 | 0 | 0 | .000 | 1 | 0 | 1 | 2 | 0 | 0 | 0 | 0 | 5 | 0 |
| 01/16/23 | NOP | P | 19:37 | 1 | 2 | .500 | 0 | 1 | .000 | 1 | 2 | .500 | 1 | 3 | 4 | 0 | 0 | 1 | 1 | 2 | 16 | 3 |
| 01/18/23 | at MEM | P | 16:49 | 2 | 2 | 1.000 | 1 | 1 | 1.000 | 0 | 0 | .000 | 1 | 3 | 4 | 0 | 0 | 0 | 1 | 4 | -3 | 5 |
| 01/20/23 | GSW | P | 16:18 | 2 | 2 | 1.000 | 0 | 0 | .000 | 1 | 2 | .500 | 0 | 3 | 3 | 0 | 1 | 0 | 1 | 2 | 2 | 5 |
| 01/21/23 | MIL | P | 16:51 | 0 | 2 | .000 | 0 | 2 | .000 | 0 | 0 | .000 | 0 | 3 | 3 | 1 | 0 | 0 | 0 | 0 | 8 | 0 |
| 01/24/23 | at NYK | P | 6:15 | 0 | 1 | .000 | 0 | 0 | .000 | 0 | 0 | .000 | 1 | 1 | 2 | 0 | 0 | 0 | 0 | 1 | -6 | 0 |
| 01/26/23 | at HOU | P | 10:42 | 2 | 3 | .667 | 1 | 1 | 1.000 | 0 | 0 | .000 | 0 | 2 | 2 | 0 | 0 | 0 | 0 | 0 | -3 | 5 |
| 01/27/23 | at OKC | P | 14:58 | 4 | 7 | .571 | 0 | 1 | .000 | 0 | 0 | .000 | 0 | 1 | 1 | 0 | 1 | 0 | 0 | 3 | 0 | 8 |
| 01/29/23 | LAC | P | 12:00 | 2 | 3 | .667 | 1 | 1 | 1.000 | 0 | 0 | .000 | 0 | 0 | 0 | 1 | 0 | 0 | 0 | 2 | -9 | 5 |
| 01/31/23 | MIA | | | | | | | | | | | [Did not play] | | | | | | | | | | |
| 02/02/23 | MEM | P | 12:57 | 2 | 4 | .500 | 0 | 1 | .000 | 0 | 0 | .000 | 0 | 3 | 3 | 0 | 0 | 0 | 0 | 0 | 9 | 4 |
| 02/05/23 | at IND | P | 2:24 | 0 | 0 | .000 | 0 | 0 | .000 | 0 | 0 | .000 | 0 | 0 | 0 | 0 | 0 | 0 | 0 | 0 | -5 | 0 |
| 02/06/23 | at WAS | P | 7:35 | 1 | 2 | .500 | 0 | 1 | .000 | 0 | 0 | .000 | 0 | 1 | 1 | 0 | 0 | 0 | 1 | 1 | -3 | 2 |
| 02/08/23 | DET | P | 11:59 | 4 | 4 | 1.000 | 1 | 1 | 1.000 | 0 | 0 | .000 | 0 | 2 | 2 | 0 | 0 | 0 | 0 | 1 | 1 | 9 |
| 02/10/23 | at NOP | P | 2:54 | 0 | 1 | .000 | 0 | 1 | .000 | 0 | 0 | .000 | 0 | 0 | 0 | 0 | 1 | 0 | 0 | 0 | -8 | 0 |
| 02/11/23 | CHI | | | | | | | | | | | [Did not play] | | | | | | | | | | |
| 02/13/23 | SAS | | | | | | | | | | | [Did not play] | | | | | | | | | | |
| 02/15/23 | at PHI | P | 4:47 | 1 | 4 | .250 | 0 | 2 | .000 | 0 | 0 | .000 | 0 | 1 | 1 | 0 | 0 | 0 | 0 | 0 | -3 | 2 |
| 02/23/23 | DEN | P | 13:36 | 2 | 3 | .667 | 0 | 1 | .000 | 1 | 1 | 1.000 | 2 | 2 | 4 | 0 | 2 | 0 | 1 | 1 | 2 | 5 |
| 02/24/23 | at ATL | P | 26:17 | 2 | 5 | .400 | 1 | 2 | .500 | 2 | 2 | 1.000 | 3 | 2 | 5 | 4 | 2 | 0 | 0 | 1 | 8 | 7 |
| 02/26/23 | TOR | P | 4:42 | 0 | 1 | .000 | 0 | 0 | .000 | 0 | 0 | .000 | 0 | 2 | 2 | 1 | 0 | 0 | 0 | 0 | -1 | 0 |
| 03/01/23 | at BOS | | | | | | | | | | | [Did not play] | | | | | | | | | | |
| 03/04/23 | DET | P | 22:04 | 4 | 8 | .500 | 0 | 1 | .000 | 0 | 0 | .000 | 0 | 5 | 5 | 1 | 0 | 0 | 0 | 1 | 12 | 8 |
| 03/06/23 | BOS | P | 17:09 | 3 | 5 | .600 | 1 | 2 | .500 | 1 | 2 | .500 | 6 | 2 | 8 | 1 | 0 | 0 | 2 | 1 | 18 | 8 |
| 03/08/23 | at MIA | P | 26:30 | 2 | 7 | .286 | 0 | 3 | .000 | 2 | 2 | 1.000 | 1 | 2 | 3 | 0 | 2 | 0 | 0 | 1 | -8 | 6 |
| 03/10/23 | at MIA | P | 24:43 | 2 | 5 | .400 | 1 | 3 | .333 | 3 | 4 | .750 | 2 | 3 | 5 | 0 | 0 | 0 | 0 | 3 | 2 | 8 |
| 03/12/23 | at CHA | S | 30:07 | 4 | 6 | .667 | 1 | 1 | 1.000 | 0 | 0 | .000 | 1 | 5 | 6 | 0 | 1 | 1 | 0 | 5 | 7 | 9 |
| 03/14/23 | at CHA | S | 25:45 | 4 | 8 | .500 | 1 | 1 | 1.000 | 2 | 2 | 1.000 | 2 | 2 | 4 | 1 | 0 | 0 | 0 | 0 | 13 | 11 |
| 03/15/23 | PHI | S | 11:54 | 2 | 4 | .500 | 2 | 3 | .667 | 0 | 0 | .000 | 0 | 2 | 2 | 0 | 0 | 0 | 0 | 0 | -9 | 6 |
| 03/17/23 | WAS | S | 21:11 | 4 | 6 | .667 | 0 | 1 | .000 | 1 | 2 | .500 | 1 | 3 | 4 | 1 | 1 | 0 | 0 | 1 | -7 | 9 |
| 03/21/23 | at BKN | P | 5:51 | 0 | 1 | .000 | 0 | 1 | .000 | 0 | 0 | .000 | 0 | 1 | 1 | 0 | 0 | 0 | 0 | 1 | -5 | 0 |
| 03/23/23 | at BKN | P | 3:41 | 1 | 2 | .500 | 1 | 1 | 1.000 | 0 | 0 | .000 | 0 | 1 | 1 | 0 | 0 | 0 | 0 | 0 | -8 | 3 |
| 03/26/23 | HOU | P | 9:53 | 1 | 3 | .333 | 0 | 1 | .000 | 0 | 0 | .000 | 0 | 4 | 4 | 0 | 0 | 0 | 0 | 1 | -4 | 2 |
| 03/28/23 | at ATL | S | 40:40 | 2 | 6 | .333 | 0 | 0 | .000 | 0 | 2 | .000 | 3 | 6 | 9 | 0 | 0 | 1 | 0 | 3 | 5 | 4 |
| 03/31/23 | NYK | S | 24:29 | 1 | 6 | .167 | 0 | 3 | .000 | 0 | 0 | .000 | 1 | 6 | 7 | 1 | 1 | 2 | 1 | 4 | -8 | 2 |
| 04/02/23 | IND | P | 12:18 | 1 | 2 | .500 | 0 | 1 | .000 | 0 | 0 | .000 | 1 | 1 | 2 | 0 | 0 | 0 | 1 | 1 | -2 | 2 |
| 04/04/23 | at ORL | P | 10:09 | 1 | 3 | .333 | 1 | 2 | .500 | 2 | 2 | 1.000 | 0 | 0 | 0 | 0 | 1 | 0 | 0 | 0 | -4 | 5 |
| 04/06/23 | at ORL | S | 31:22 | 5 | 14 | .357 | 2 | 5 | .400 | 1 | 2 | .500 | 1 | 5 | 6 | 1 | 2 | 1 | 1 | 1 | 13 | 13 |
| 04/09/23 | CHA | P | 18:43 | 1 | 3 | .333 | 0 | 0 | .000 | 0 | 0 | .000 | 1 | 4 | 5 | 1 | 0 | 0 | 0 | 1 | -12 | 2 |
| 2022 | TTL | 60-24 | 1,061 | 125 | 281 | .445 | | | | | | | | | | | | | | | | |



DEAN WADE


Forward 32



4th Season in the NBA

Prev.
Kansas State

Height: 6-9
Weight: 219
Birthdate: 11/20/96
Country: USA



2022-23 SEASON:

- ✓ Appeared in 44 games (13 starts) with Cleveland.
- ✓ Averaged 4.7 points and 3.4 rebounds in 20.3 minutes.
- ✓ Recorded 10+ points 5 times and 20+ points one time.
- ✓ Tallied seven points, a career-high tying 12 rebounds, two assists, one steal and one block in 36 minutes on Nov. 25 at MIL.
- ✓ Chipped in a **CAREER-HIGH 22 points** on 8-11 (.727) shooting from the field, including 6-8 (.750) shooting from beyond the arc, four rebounds and three assists in 33 minutes on Oct. 30 vs. NYK.
- ✓ Tallied 12 PTS on 4-7 (.571) shooting from beyond the arc, 3 REB and 1 STL in 30 MIN during his first start of the season on Oct. 26 vs. ORL.
- ✓ Contributed a season-high 12 points on 3-4 (.750) shooting from the field, three rebounds, two assists and one block in 21 minutes off the bench on Oct. 23 vs. WAS

| | 2022-23 HIGHS | CAREER HIGHS | POSTSEASON HIGHS |
|------------------------------|---------------------|---------------------|------------------|
| Points | 22 vs. NYK 10/30/22 | 22 vs. NYK 10/30/22 | -- |
| Field Goals Made | 8 vs. NYK 10/30/22 | 8 2 times | -- |
| Field Goals Attempted | 11 vs. NYK 10/30/22 | 14 2 times | -- |
| Three Point Field Goals Made | 6 vs. NYK 10/30/22 | 6 2 times | -- |
| Three Point FG Attempted | 8 vs. NYK 10/30/22 | 11 vs. PHI 4/1/21 | -- |
| Free Throws Made | 4 vs. WAS 10/23/22 | 4 2 times | -- |
| Free Throws Attempted | 5 2 times | 5 4 times | -- |
| Offensive Rebounds | 2 4 times | 5 vs. GSW 11/18/21 | -- |
| Defensive Rebounds | 10 at MIL 11/25/22 | 10 3 times | -- |
| Total Rebounds | 12 at MIL 11/25/22 | 12 3 times | -- |
| Assists | 3 2 times | 5 vs. GSW 11/18/21 | -- |
| Steals | 3 2 times | 3 9 times | -- |
| Blocks | 2 2 times | 3 2 times | -- |
| Minutes Played | 39 at BOS 10/28/22 | 40 vs. GSW 11/18/21 | -- |

Dean Wade - NBA Regular Season Statistics

| SEASON | TEAM | GP | GS | MIN | FG | FGA | FG% | 3PM | 3PA | 3P% | FT | FTA | FT% | OR | DR | TOT | A | ST | TO | BS | PTS | PPG |
|----------------|------|------------|-----------|--------------|------------|------------|-------------|------------|------------|-------------|------------|------------|-------------|------------|------------|------------|------------|------------|------------|------------|------------|------------|
| 2019-20 | CLE | 12 | 0 | 71 | 9 | 13 | .692 | 2 | 4 | .500 | 0 | 1 | .000 | 3 | 16 | 19 | 2 | 2 | 3 | 4 | 20 | 1.7 |
| 2020-21 | CLE | 63 | 19 | 1,212 | 134 | 311 | .431 | 78 | 213 | .366 | 30 | 39 | .769 | 38 | 177 | 215 | 74 | 35 | 30 | 21 | 376 | 6.0 |
| 2021-22 | CLE | 51 | 28 | 980 | 99 | 217 | .456 | 51 | 142 | .359 | 20 | 30 | .667 | 31 | 119 | 150 | 52 | 29 | 16 | 7 | 269 | 5.3 |
| 2022-23 | CLE | 44 | 13 | 891 | 73 | 177 | .412 | 45 | 127 | .354 | 15 | 23 | .652 | 20 | 130 | 150 | 37 | 28 | 17 | 21 | 206 | 4.7 |
| TOTALS | | 170 | 60 | 3,154 | 315 | 718 | .439 | 176 | 486 | .362 | 65 | 93 | .699 | 92 | 442 | 534 | 165 | 94 | 66 | 53 | 871 | 5.1 |
| AVERAGE | | -- | -- | 18.6 | 1.9 | 4.2 | -- | 1.0 | 2.9 | -- | 0.4 | 0.5 | -- | 0.5 | 2.6 | 3.1 | 1.0 | 0.6 | 0.4 | 0.3 | 5.1 | -- |





2022-23 GAME-BY-GAME Regular Season STATISTICS (CLE)

| DATE | OPP | P/S | MIN | FG | FGA | FG% | 3PM | 3PA | 3P% | FT | FTA | FT% | OR | DR | TOT | A | ST | BS | TO | PF | +/- | PTS |
|----------|--------|-------|-------|-----|-----|-------|-----|-----|-------|-----|-----|-------|-------------------|-----|-----|-----|-----|-----|-----|-----|-----|-----|
| 10/19/22 | at TOR | P | 21:40 | 3 | 4 | .750 | 1 | 2 | .500 | 1 | 2 | .500 | 1 | 2 | 3 | 2 | 0 | 1 | 0 | 1 | -11 | 8 |
| 10/22/22 | at CHI | P | 4:07 | 2 | 3 | .667 | 1 | 2 | .500 | 0 | 0 | .000 | 0 | 2 | 2 | 1 | 0 | 0 | 1 | 0 | 6 | 5 |
| 10/23/22 | WAS | P | 21:18 | 3 | 4 | .750 | 2 | 3 | .667 | 4 | 5 | .800 | 1 | 2 | 3 | 2 | 0 | 1 | 0 | 1 | 19 | 12 |
| 10/26/22 | ORL | S | 29:43 | 4 | 7 | .571 | 4 | 7 | .571 | 0 | 0 | .000 | 0 | 3 | 3 | 0 | 1 | 0 | 0 | 2 | 9 | 12 |
| 10/28/22 | at BOS | S | 38:55 | 1 | 3 | .333 | 1 | 2 | .500 | 1 | 2 | .500 | 0 | 6 | 6 | 1 | 0 | 0 | 1 | 4 | 20 | 4 |
| 11/02/22 | BOS | P | 24:19 | 2 | 7 | .286 | 0 | 3 | .000 | 2 | 2 | 1.000 | 1 | 3 | 4 | 0 | 2 | 0 | 1 | 4 | 2 | 6 |
| 11/04/22 | at DET | S | 23:26 | 0 | 4 | .000 | 0 | 3 | .000 | 0 | 0 | .000 | 0 | 2 | 2 | 1 | 1 | 1 | 1 | 2 | 2 | 0 |
| 11/06/22 | at LAL | P | 24:50 | 1 | 3 | .333 | 0 | 2 | .000 | 0 | 0 | .000 | 1 | 5 | 6 | 1 | 1 | 1 | 0 | 4 | 13 | 2 |
| 11/07/22 | at LAC | P | 14:34 | 2 | 4 | .500 | 2 | 3 | .667 | 0 | 0 | .000 | 0 | 1 | 1 | 0 | 1 | 0 | 0 | 2 | -1 | 6 |
| 11/09/22 | at SAC | P | 14:24 | 1 | 1 | 1.000 | 1 | 1 | 1.000 | 0 | 0 | .000 | 0 | 2 | 2 | 0 | 0 | 0 | 0 | 3 | 8 | 3 |
| 11/11/22 | at GSW | | | | | | | | | | | | Inactive - Injury | | | | | | | | | |
| 11/13/22 | MIN | | | | | | | | | | | | Inactive - Injury | | | | | | | | | |
| 11/16/22 | at MIL | | | | | | | | | | | | Inactive - Injury | | | | | | | | | |
| 11/18/22 | CHA | | | | | | | | | | | | Inactive - Injury | | | | | | | | | |
| 11/20/22 | MIA | | | | | | | | | | | | Inactive - Injury | | | | | | | | | |
| 11/21/22 | ATL | | | | | | | | | | | | Inactive - Injury | | | | | | | | | |
| 11/23/22 | POR | P | 18:05 | 2 | 3 | .667 | 0 | 1 | .000 | 0 | 0 | .000 | 0 | 3 | 3 | 0 | 0 | 0 | 0 | 1 | 17 | 4 |
| 11/25/22 | at MIL | S | 36:17 | 2 | 7 | .286 | 2 | 6 | .333 | 1 | 2 | .500 | 2 | 10 | 12 | 2 | 1 | 1 | 0 | 4 | -22 | 7 |
| 11/27/22 | at DET | S | 34:30 | 1 | 5 | .200 | 1 | 5 | .200 | 0 | 0 | .000 | 0 | 7 | 7 | 1 | 0 | 0 | 1 | 4 | -6 | 3 |
| 11/28/22 | at TOR | S | 28:22 | 3 | 10 | .300 | 2 | 6 | .333 | 0 | 0 | .000 | 1 | 5 | 6 | 1 | 1 | 0 | 0 | 4 | -9 | 8 |
| 11/30/22 | PHI | S | 30:52 | 3 | 7 | .429 | 0 | 1 | .000 | 0 | 0 | .000 | 2 | 3 | 5 | 2 | 3 | 1 | 2 | 1 | 20 | 6 |
| 12/02/22 | ORL | S | 10:21 | 0 | 1 | .000 | 0 | 1 | .000 | 0 | 0 | .000 | 0 | 0 | 0 | 0 | 1 | 0 | 0 | 1 | -4 | 0 |
| 12/06/22 | LAL | | | | | | | | | | | | Inactive - Injury | | | | | | | | | |
| 12/09/22 | SAC | | | | | | | | | | | | Inactive - Injury | | | | | | | | | |
| 12/10/22 | OKC | | | | | | | | | | | | Inactive - Injury | | | | | | | | | |
| 12/12/22 | at SAS | | | | | | | | | | | | Inactive - Injury | | | | | | | | | |
| 12/14/22 | at DAL | | | | | | | | | | | | Inactive - Injury | | | | | | | | | |
| 12/16/22 | IND | | | | | | | | | | | | Inactive - Injury | | | | | | | | | |
| 12/17/22 | DAL | | | | | | | | | | | | Inactive - Injury | | | | | | | | | |
| 12/19/22 | UTA | | | | | | | | | | | | Inactive - Injury | | | | | | | | | |
| 12/21/22 | MIL | | | | | | | | | | | | Inactive - Injury | | | | | | | | | |
| 12/23/22 | TOR | | | | | | | | | | | | Inactive - Injury | | | | | | | | | |
| 12/26/22 | BKN | | | | | | | | | | | | Inactive - Injury | | | | | | | | | |
| 12/29/22 | at IND | | | | | | | | | | | | Inactive - Injury | | | | | | | | | |
| 12/31/22 | at CHI | | | | | | | | | | | | Inactive - Injury | | | | | | | | | |
| 01/02/23 | CHI | | | | | | | | | | | | Inactive - Injury | | | | | | | | | |
| 01/04/23 | PHX | | | | | | | | | | | | Inactive - Injury | | | | | | | | | |
| 01/06/23 | at DEN | | | | | | | | | | | | Inactive - Injury | | | | | | | | | |
| 01/08/23 | at PHX | | | | | | | | | | | | Inactive - Injury | | | | | | | | | |
| 01/10/23 | at UTA | | | | | | | | | | | | Inactive - Injury | | | | | | | | | |
| 01/12/23 | at POR | | | | | | | | | | | | Inactive - Injury | | | | | | | | | |
| 01/14/23 | at MIN | | | | | | | | | | | | Inactive - Injury | | | | | | | | | |
| 01/16/23 | NOP | | | | | | | | | | | | Inactive - Injury | | | | | | | | | |
| 01/18/23 | at MEM | | | | | | | | | | | | Inactive - Injury | | | | | | | | | |
| 01/20/23 | GSW | | | | | | | | | | | | Inactive - Injury | | | | | | | | | |
| 01/21/23 | MIL | P | 10:10 | 0 | 0 | .000 | 0 | 0 | .000 | 0 | 0 | .000 | 0 | 1 | 1 | 0 | 0 | 1 | 0 | 2 | -6 | 0 |
| 01/24/23 | at NYK | P | 4:26 | 0 | 0 | .000 | 0 | 0 | .000 | 0 | 0 | .000 | 0 | 0 | 0 | 0 | 0 | 0 | 0 | 2 | -1 | 0 |
| 01/26/23 | at HOU | P | 22:53 | 5 | 8 | .625 | 4 | 7 | .571 | 1 | 3 | .333 | 1 | 2 | 3 | 1 | 1 | 2 | 1 | 2 | 10 | 15 |
| 01/27/23 | at OKC | P | 25:45 | 2 | 5 | .400 | 1 | 4 | .250 | 0 | 0 | .000 | 0 | 4 | 4 | 2 | 1 | 0 | 1 | 3 | -12 | 5 |
| 01/29/23 | LAC | P | 27:00 | 2 | 5 | .400 | 1 | 4 | .250 | 3 | 5 | .600 | 0 | 4 | 4 | 1 | 1 | 1 | 1 | 1 | 14 | 8 |
| 01/31/23 | MIA | P | 21:21 | 2 | 6 | .333 | 1 | 4 | .250 | 0 | 0 | .000 | 0 | 3 | 3 | 2 | 1 | 0 | 1 | 1 | 0 | 5 |
| 02/02/23 | MEM | P | 17:02 | 2 | 3 | .667 | 1 | 2 | .500 | 0 | 0 | .000 | 1 | 1 | 2 | 0 | 1 | 0 | 0 | 1 | -3 | 5 |
| 02/05/23 | at IND | P | 25:22 | 2 | 4 | .500 | 2 | 4 | .500 | 0 | 0 | .000 | 1 | 5 | 6 | 3 | 1 | 1 | 0 | 3 | 15 | 6 |
| 02/06/23 | at WAS | P | 25:44 | 0 | 0 | .000 | 0 | 0 | .000 | 0 | 0 | .000 | 1 | 3 | 4 | 1 | 0 | 0 | 0 | 3 | 1 | 0 |
| 02/08/23 | DET | P | 30:41 | 3 | 4 | .750 | 2 | 3 | .667 | 2 | 2 | 1.000 | 0 | 9 | 9 | 0 | 0 | 1 | 1 | 4 | 18 | 10 |
| 02/10/23 | at NOP | P | 26:00 | 2 | 5 | .400 | 1 | 4 | .250 | 0 | 0 | .000 | 1 | 1 | 2 | 0 | 2 | 1 | 1 | 4 | 0 | 5 |
| 02/11/23 | CHI | P | 11:11 | 0 | 5 | .000 | 0 | 3 | .000 | 0 | 0 | .000 | 1 | 2 | 3 | 1 | 0 | 0 | 0 | 1 | -5 | 0 |
| 02/13/23 | SAS | P | 5:37 | 1 | 2 | .500 | 0 | 1 | .000 | 0 | 0 | .000 | 0 | 2 | 2 | 0 | 1 | 0 | 0 | 1 | 4 | 2 |
| 02/15/23 | at PHI | P | 8:48 | 0 | 1 | .000 | 0 | 1 | .000 | 0 | 0 | .000 | 0 | 4 | 4 | 0 | 0 | 2 | 0 | 0 | 3 | 0 |
| 02/23/23 | DEN | P | 7:43 | 1 | 2 | .500 | 0 | 0 | .000 | 0 | 0 | .000 | 0 | 3 | 3 | 0 | 0 | 0 | 1 | 2 | -4 | 2 |
| 02/24/23 | at ATL | P | 8:17 | 1 | 2 | .500 | 1 | 2 | .500 | 0 | 0 | .000 | 0 | 1 | 1 | 0 | 1 | 1 | 0 | 0 | -9 | 3 |
| 02/26/23 | TOR | P | 25:09 | 1 | 7 | .143 | 1 | 5 | .200 | 0 | 0 | .000 | 0 | 6 | 6 | 2 | 1 | 0 | 0 | 3 | 10 | 3 |
| 03/01/23 | at BOS | P | 15:18 | 0 | 2 | .000 | 0 | 2 | .000 | 0 | 0 | .000 | 0 | 1 | 1 | 0 | 0 | 0 | 0 | 1 | -6 | 0 |
| 03/04/23 | DET | P | 13:42 | 0 | 2 | .000 | 0 | 2 | .000 | 0 | 0 | .000 | 0 | 1 | 1 | 2 | 1 | 1 | 0 | 2 | -11 | 0 |
| 03/06/23 | BOS | P | 10:56 | 0 | 1 | .000 | 0 | 1 | .000 | 0 | 0 | .000 | 0 | 2 | 2 | 0 | 0 | 0 | 0 | 0 | -10 | 0 |
| 03/08/23 | at MIA | | | | | | | | | | | | [Did not play] | | | | | | | | | |
| 03/10/23 | at MIA | | | | | | | | | | | | [Did not play] | | | | | | | | | |
| 03/12/23 | at CHA | | | | | | | | | | | | [Did not play] | | | | | | | | | |
| 03/14/23 | at CHA | P | 19:22 | 0 | 4 | .000 | 0 | 4 | .000 | 0 | 0 | .000 | 0 | 0 | 0 | 0 | 0 | 1 | 0 | 2 | 6 | 0 |
| 03/15/23 | PHI | | | | | | | | | | | | [Did not play] | | | | | | | | | |
| 03/17/23 | WAS | P | 3:55 | 0 | 0 | .000 | 0 | 0 | .000 | 0 | 0 | .000 | 0 | 0 | 0 | 0 | 0 | 0 | 0 | 0 | 3 | 0 |
| 03/21/23 | at BKN | | | | | | | | | | | | [Did not play] | | | | | | | | | |
| 03/23/23 | at BKN | | | | | | | | | | | | [Did not play] | | | | | | | | | |
| 03/26/23 | HOU | | | | | | | | | | | | Inactive - Injury | | | | | | | | | |
| 03/28/23 | at ATL | | | | | | | | | | | | Inactive - Injury | | | | | | | | | |
| 03/31/23 | NYK | P | 12:57 | 2 | 4 | .500 | 1 | 3 | .333 | 0 | 0 | .000 | 0 | 3 | 3 | 0 | 0 | 1 | 0 | 0 | -5 | 5 |
| 04/02/23 | IND | S | 27:08 | 2 | 3 | .667 | 1 | 2 | .500 | 0 | 0 | .000 | 2 | 3 | 5 | 1 | 0 | 0 | 0 | 3 | 15 | 5 |
| 04/04/23 | at ORL | S | 29:29 | 1 | 5 | .200 | 1 | 5 | .200 | 0 | 0 | .000 | 0 | 3 | 3 | 1 | 0 | 1 | 0 | 4 | -8 | 3 |
| 04/06/23 | at ORL | S | 22:34 | 3 | 7 | .429 | 1 | 4 | .250 | 0 | 0 | .000 | 2 | 4 | 6 | 2 | 1 | 0 | 2 | 1 | 11 | 7 |
| 04/09/23 | CHA | S | 23:46 | 3 | 6 | .500 | 3 | 4 | .750 | 0 | 0 | .000 | 0 | 3 | 3 | 1 | 3 | 1 | 1 | 1 | -5 | 9 |
| 2022 | TTL | 43-12 | 837 | 65 | 166 | .392 | 39 | 119 | .328 | 15 | 23 | .652 | 19 | 127 | 146 | 34 | 28 | 21 | 17 | 85 | 88 | 184 |
| 2022 | AVG | -- | 19.5 | 1.5 | 3.9 | -- | 0.9 | 2.8 | -- | 0.3 | 0.5 | -- | 0.4 | 3.0 | 3.4 | 0.8 | 0.7 | 0.5 | 0.4 | 2.0 | 2.0 | 4.3 |





DYLAN WINDLER

Guard/Forward 9



3rd Season in the NBA

Prev.
Belmont

Height: 6-6
Weight: 199
Birthdate: 09/22/96
Country: USA



2022-23 SEASON:

- ✦ Appeared in three games with Cleveland.
- ✦ Windler also appeared in 11 games (two starts) in the NBA G League for the Cleveland Charge, averaging 12.2 PPG on .407 3FG% and 5.9 RPG in 22.2 MPG.

| | 2022-23 HIGHS | CAREER HIGHS | POSTSEASON HIGHS |
|------------------------------|-------------------|--------------------|------------------|
| Points | 3 vs. WAS 3/17/23 | 15 vs. ATL 2/23/21 | -- |
| Field Goals Made | 1 2 times | 5 vs. ATL 2/23/21 | -- |
| Field Goals Attempted | 2 at CHA 3/14/23 | 10 at POR 2/12/21 | -- |
| Three Point Field Goals Made | 1 vs. WAS 3/17/23 | 5 vs. ATL 2/23/21 | -- |
| Three Point FG Attempted | 1 2 times | 7 at POR 2/12/21 | -- |
| Free Throws Made | -- | 4 2 times | -- |
| Free Throws Attempted | -- | 4 4 times | -- |
| Offensive Rebounds | -- | 3 4 times | -- |
| Defensive Rebounds | -- | 9 vs. ORL 3/28/22 | -- |
| Total Rebounds | -- | 10 at POR 2/12/21 | -- |
| Assists | 1 at CHA 3/14/23 | 4 2 times | -- |
| Steals | 1 at CHA 3/14/23 | 3 at PHI 2/27/21 | -- |
| Blocks | -- | 2 2 times | -- |
| Minutes Played | 4 at CHA 3/14/23 | 26 at BOS 1/24/21 | -- |

Dylan Windler - NBA Regular Season Statistics

| SEASON | TEAM | GP | GS | MIN | FG | FGA | FG% | 3PM | 3PA | 3P% | FT | FTA | FT% | OR | DR | TOT | A | ST | TO | BS | PTS | PPG |
|----------------|------|-----------|-----------|-------------|------------|------------|-------------|------------|------------|-------------|------------|------------|-------------|------------|------------|------------|------------|------------|------------|------------|------------|------------|
| 2019-20 | CLE | 0 | 0 | 0 | 0 | 0 | 0 | 0 | 0 | 0 | 0 | 0 | 0 | 0 | 0 | 0 | 0 | 0 | 0 | 0 | 0 | 0.0 |
| 2020-21 | CLE | 31 | 0 | 513 | 57 | 130 | .438 | 26 | 77 | .338 | 21 | 27 | .778 | 20 | 87 | 107 | 33 | 19 | 32 | 12 | 161 | 5.2 |
| 2021-22 | CLE | 50 | 0 | 459 | 37 | 98 | .378 | 21 | 70 | .300 | 15 | 18 | .833 | 21 | 68 | 89 | 34 | 14 | 16 | 3 | 110 | 2.2 |
| 2022-23 | CLE | 3 | 0 | 10 | 2 | 3 | .667 | 1 | 2 | .500 | 0 | 0 | .000 | 0 | 0 | 0 | 1 | 1 | 1 | 0 | 5 | 1.7 |
| TOTALS | | 84 | 0 | 981 | 96 | 231 | .416 | 48 | 149 | .322 | 36 | 45 | .800 | 41 | 155 | 196 | 68 | 34 | 49 | 15 | 276 | 3.3 |
| AVERAGE | | -- | -- | 11.7 | 1.1 | 2.8 | -- | 0.6 | 1.8 | -- | 0.4 | 0.5 | -- | 0.5 | 1.8 | 2.3 | 0.8 | 0.4 | 0.6 | 0.2 | 3.3 | -- |





2022-23 GAME-BY-GAME Regular Season STATISTICS (CLE)

| DATE | OPP | P/S | MIN | FG | FGA | FG% | 3PM | 3PA | 3P% | FT | FTA | FT% | OR | DR | TOT | A | ST | BS | TO | PF | +/- | PTS |
|----------|--------|-----|------|-----|-----|-------|-----|-----|-------|-----|-----|-----------------------------------|-----|-----|-----|-----|-----|-----|-----|-----|------|-----|
| 10/19/22 | at TOR | | | | | | | | | | | Inactive - Injury | | | | | | | | | | |
| 10/22/22 | at CHI | | | | | | | | | | | Inactive - Injury | | | | | | | | | | |
| 10/23/22 | WAS | | | | | | | | | | | Inactive - Injury | | | | | | | | | | |
| 10/26/22 | ORL | | | | | | | | | | | Inactive - Injury | | | | | | | | | | |
| 10/28/22 | at BOS | | | | | | | | | | | Inactive - Injury | | | | | | | | | | |
| 11/02/22 | BOS | | | | | | | | | | | [Did not play] | | | | | | | | | | |
| 11/04/22 | at DET | | | | | | | | | | | Inactive - Injury | | | | | | | | | | |
| 11/06/22 | at LAL | | | | | | | | | | | Inactive - Injury | | | | | | | | | | |
| 11/07/22 | at LAC | | | | | | | | | | | Inactive - Injury | | | | | | | | | | |
| 11/09/22 | at SAC | | | | | | | | | | | Inactive - Injury | | | | | | | | | | |
| 11/11/22 | at GSW | | | | | | | | | | | Inactive - Injury | | | | | | | | | | |
| 11/13/22 | MIN | | | | | | | | | | | Inactive - Injury | | | | | | | | | | |
| 11/16/22 | at MIL | | | | | | | | | | | Inactive - Injury | | | | | | | | | | |
| 11/18/22 | CHA | | | | | | | | | | | Inactive - Injury | | | | | | | | | | |
| 11/20/22 | MIA | | | | | | | | | | | Inactive - Injury | | | | | | | | | | |
| 11/21/22 | ATL | | | | | | | | | | | Inactive - Injury | | | | | | | | | | |
| 11/23/22 | POR | | | | | | | | | | | Inactive - Injury | | | | | | | | | | |
| 11/25/22 | at MIL | | | | | | | | | | | Inactive - Injury | | | | | | | | | | |
| 11/27/22 | at DET | | | | | | | | | | | Inactive - Injury | | | | | | | | | | |
| 11/28/22 | at TOR | | | | | | | | | | | Inactive - Injury | | | | | | | | | | |
| 11/30/22 | PHI | | | | | | | | | | | Inactive - Injury | | | | | | | | | | |
| 12/02/22 | ORL | | | | | | | | | | | Inactive - Injury | | | | | | | | | | |
| 12/06/22 | LAL | | | | | | | | | | | Inactive - Injury | | | | | | | | | | |
| 12/09/22 | SAC | | | | | | | | | | | Inactive - Injury | | | | | | | | | | |
| 12/10/22 | OKC | | | | | | | | | | | Inactive - Injury | | | | | | | | | | |
| 12/12/22 | at SAS | | | | | | | | | | | Inactive - Injury | | | | | | | | | | |
| 12/14/22 | at DAL | | | | | | | | | | | Inactive - Injury | | | | | | | | | | |
| 12/16/22 | IND | | | | | | | | | | | Inactive - Injury | | | | | | | | | | |
| 12/17/22 | DAL | | | | | | | | | | | Inactive - Injury | | | | | | | | | | |
| 12/19/22 | UTA | | | | | | | | | | | Inactive - Injury | | | | | | | | | | |
| 12/21/22 | MIL | | | | | | | | | | | Inactive - Injury | | | | | | | | | | |
| 12/23/22 | TOR | | | | | | | | | | | Inactive - Injury | | | | | | | | | | |
| 12/26/22 | BKN | | | | | | | | | | | Inactive - Injury | | | | | | | | | | |
| 12/29/22 | at IND | | | | | | | | | | | Inactive - Injury | | | | | | | | | | |
| 12/31/22 | at CHI | | | | | | | | | | | Inactive - Injury | | | | | | | | | | |
| 01/02/23 | CHI | | | | | | | | | | | Inactive - Injury | | | | | | | | | | |
| 01/04/23 | PHX | | | | | | | | | | | Inactive - Injury | | | | | | | | | | |
| 01/06/23 | at DEN | | | | | | | | | | | Inactive - Injury | | | | | | | | | | |
| 01/08/23 | at PHX | | | | | | | | | | | Inactive - Injury | | | | | | | | | | |
| 01/10/23 | at UTA | | | | | | | | | | | Inactive - Injury | | | | | | | | | | |
| 01/12/23 | at POR | | | | | | | | | | | Inactive - Injury | | | | | | | | | | |
| 01/14/23 | at MIN | | | | | | | | | | | Inactive - Injury | | | | | | | | | | |
| 01/16/23 | NOP | | | | | | | | | | | Inactive - Injury | | | | | | | | | | |
| 01/18/23 | at MEM | | | | | | | | | | | Inactive - Injury | | | | | | | | | | |
| 01/20/23 | GSW | | | | | | | | | | | Inactive - Injury | | | | | | | | | | |
| 01/21/23 | MIL | | | | | | | | | | | Inactive - Injury | | | | | | | | | | |
| 01/24/23 | at NYK | | | | | | | | | | | Inactive - Injury | | | | | | | | | | |
| 01/26/23 | at HOU | | | | | | | | | | | Inactive - Injury | | | | | | | | | | |
| 01/27/23 | at OKC | | | | | | | | | | | Inactive - Injury | | | | | | | | | | |
| 01/29/23 | LAC | | | | | | | | | | | Inactive - Injury | | | | | | | | | | |
| 01/31/23 | MIA | | | | | | | | | | | Inactive - Injury | | | | | | | | | | |
| 02/02/23 | MEM | | | | | | | | | | | Inactive - Injury | | | | | | | | | | |
| 02/05/23 | at IND | | | | | | | | | | | Inactive - Injury | | | | | | | | | | |
| 02/06/23 | at WAS | | | | | | | | | | | Inactive - Injury | | | | | | | | | | |
| 02/08/23 | DET | | | | | | | | | | | Inactive - Injury | | | | | | | | | | |
| 02/10/23 | at NOP | | | | | | | | | | | Inactive - Injury | | | | | | | | | | |
| 02/11/23 | CHI | | | | | | | | | | | [Did not play] | | | | | | | | | | |
| 02/13/23 | SAS | | | | | | | | | | | [Did not play] | | | | | | | | | | |
| 02/15/23 | at PHI | | | | | | | | | | | Inactive - G League on Assignment | | | | | | | | | | |
| 02/23/23 | DEN | | | | | | | | | | | [Did not play] | | | | | | | | | | |
| 02/24/23 | at ATL | | | | | | | | | | | Inactive - G League on Assignment | | | | | | | | | | |
| 02/26/23 | TOR | | | | | | | | | | | [Did not play] | | | | | | | | | | |
| 03/01/23 | at BOS | | | | | | | | | | | Inactive - G League on Assignment | | | | | | | | | | |
| 03/04/23 | DET | | | | | | | | | | | Inactive - G League on Assignment | | | | | | | | | | |
| 03/06/23 | BOS | | | | | | | | | | | [Did not play] | | | | | | | | | | |
| 03/08/23 | at MIA | | | | | | | | | | | Inactive - G League on Assignment | | | | | | | | | | |
| 03/10/23 | at MIA | | | | | | | | | | | Inactive - G League on Assignment | | | | | | | | | | |
| 03/12/23 | at CHA | | | | | | | | | | | [Did not play] | | | | | | | | | | |
| 03/14/23 | at CHA | P | 4:07 | 1 | 2 | .500 | 0 | 1 | .000 | 0 | 0 | .000 | 0 | 0 | 0 | 1 | 1 | 0 | 1 | 0 | -5 | 2 |
| 03/15/23 | PHI | | | | | | | | | | | [Did not play] | | | | | | | | | | |
| 03/17/23 | WAS | P | 3:55 | 1 | 1 | 1.000 | 1 | 1 | 1.000 | 0 | 0 | .000 | 0 | 0 | 0 | 0 | 0 | 0 | 0 | 0 | 3 | 3 |
| 03/21/23 | at BKN | | | | | | | | | | | Inactive - G League on Assignment | | | | | | | | | | |
| 03/23/23 | at BKN | | | | | | | | | | | Inactive - G League on Assignment | | | | | | | | | | |
| 03/26/23 | HOU | P | 2:21 | 0 | 0 | .000 | 0 | 0 | .000 | 0 | 0 | .000 | 0 | 0 | 0 | 0 | 0 | 0 | 0 | 0 | 1 | 0 |
| 03/28/23 | at ATL | | | | | | | | | | | Inactive - G League on Assignment | | | | | | | | | | |
| 03/31/23 | NYK | | | | | | | | | | | Inactive - G League on Assignment | | | | | | | | | | |
| 04/02/23 | IND | | | | | | | | | | | Inactive - Injury | | | | | | | | | | |
| 04/04/23 | at ORL | | | | | | | | | | | Inactive - Injury | | | | | | | | | | |
| 04/06/23 | at ORL | | | | | | | | | | | Inactive - Injury | | | | | | | | | | |
| 04/09/23 | CHA | | | | | | | | | | | Inactive - Injury | | | | | | | | | | |
| 2022 | TTL | 3-0 | 9 | 2 | 3 | .667 | 1 | 2 | .500 | 0 | 0 | .000 | 0 | 0 | 0 | 1 | 1 | 0 | 1 | 0 | -1 | 5 |
| 2022 | AVG | -- | 3.0 | 0.7 | 1.0 | -- | 0.3 | 0.7 | -- | 0.0 | 0.0 | -- | 0.0 | 0.0 | 0.0 | 0.3 | 0.3 | 0.0 | 0.3 | 0.0 | -0.3 | 1.7 |





2022-23 SEASON IN REVIEW



2022-23 SEASON NOTES

50-WIN SEASON: Cleveland finished the 2022-23 regular season **tied for the 5th-best record in the NBA at 51-31 (31-10 at home)**, their **best overall record and home mark since 2016-17 (51-31 overall and 31-10 at home)**. This was also the Cavs' 12th time reaching the 50-win mark in franchise history.

| 2022-23 BEST HOME RECORDS IN NBA | | BEST OVERALL RECORDS IN NBA | |
|----------------------------------|---------------------|-----------------------------|---------------------|
| TEAM | HOME RECORD | TEAM | OVERALL RECORD |
| 1. MEM | 35-6 (.854) | 1. MIL | 58-24 (.707) |
| 2. DEN | 34-7 (.829) | 2. BOS | 57-25 (.695) |
| 3. GSW | 33-8 (.805) | 3. PHI | 54-28 (.659) |
| 4t. BOS | 32-9 (.780) | 4. DEN | 53-29 (.646) |
| 4t. MIL | 32-9 (.780) | 5t. CLEVELAND | 51-31 (.622) |
| 6. CLEVELAND | 31-10 (.756) | 5t. MEM | 51-31 (.622) |

PLAYOFF BOUND: With their win over Houston on March 26, the Cavs clinched a playoff berth for the first time since 2017-18 and 23rd time in franchise history. Cleveland finished as the No. 4 seed.

LOTS OF STREAKS: The Cavs had an 8-game win streak from Oct. 22-Nov. 6, their longest since Nov. 11-Dec. 6, 2017 (13 straight wins). They also had a 7-game win streak (Feb. 2-13) and a 5-game win streak (Dec. 14-21).

DOING IT ON BOTH ENDS OF THE FLOOR: The Cavs were 1 of just 3 teams (Boston, Philadelphia) to rank in the Top 10 in the NBA in both offensive (8th, 115.5) and defensive rating (1st, 109.9).

| OPPONENT PPG NBA LEADERS ('22-23) | | DEFENSIVE RATING NBA LEADERS ('22-23) | | NET RATING NBA LEADERS ('22-23) | |
|--|--------------|--|--------------|--------------------------------------|-------------|
| TEAM | OPP. PPG | TEAM | DEF. RATING | TEAM | NET |
| 1. CLEVELAND | 106.9 | 1. CLEVELAND | 109.9 | 1. BOS | 6.7 |
| 2. MIA | 109.8 | 2. BOS | 110.6 | 2. CLEVELAND | 5.6 |
| 3. PHI | 110.9 | 3. MEM | 110.7 | 3. PHI | 4.4 |
| 4. TOR | 111.4 | 4. MIL | 110.9 | 4. MEM | 4.0 |
| 5. BOS | 111.4 | 5. CHI | 111.5 | 5. MIL | 3.4 |
| MOST WINS BY 10+ POINTS ('22-23) | | MOST WINS BY 20+ POINTS ('22-23) | | PPG DIFFERENTIAL LEADERS ('22-23) | |
| TEAM | # OF WINS | TEAM | # OF WINS | TEAM | DIFF. |
| 1. CLEVELAND | 33 | 1t. CLEVELAND | 12 | 1. BOS | +6.5 |
| 2t. BOS | 31 | 1t. BOS | 12 | 2. CLEVELAND | +5.4 |
| 2t. MEM | 31 | 1t. MEM | 12 | 3. PHI | +4.3 |
| 4. MIL | 30 | 4. PHI | 11 | 4. MEM | +3.9 |
| 5. DEN | 29 | 4t. SAC, PHX, NYK, DEN | 10 | 5. MIL | +3.6 |
| <p>OFFENSIVE POWER: The Cavs averaged 112.3 PPG, the 2nd-highest in franchise history, behind only the 1979-80 season (114.1 PPG).</p> <p>UNDER 100: The Cavs held teams to under 100 points an NBA-BEST 24 times (23-1 record). No other team had more than 17 such games (next closest was Boston with 16).</p> | | | | | |

COMEBACK KINGS: The Cavs had 17 wins this season when trailing in a game by at least 10 points.

| CAVS WINS WHEN TRAILING BY 10+ POINTS THIS SEASON (17 WINS) | | | | | | | |
|---|---------|---------------|---------|--------------|---------|-------------|---------|
| OPPONENT | DEFICIT | OPPONENT | DEFICIT | OPPONENT | DEFICIT | OPPONENT | DEFICIT |
| 10/23 vs. WAS | 10 | 12/16 vs. IND | 13 * | 1/16 vs. NOP | 13 * | 4/2 vs. IND | 10 |
| 10/28 at BOS | 15 * | 12/17 vs. DAL | 10 * | 2/11 vs. CHI | 13 * | 4/6 at ORL | 11 |
| 11/2 vs. BOS | 12 * | 1/2 vs. CHI | 21 * | 3/6 vs. BOS | 15 * | | |
| 11/6 at LAL | 12 | 1/4 vs. PHX | 11 * | 3/12 at CHA | 16 * | | |
| 11/27 at DET | 12 | 1/12 at POR | 14 | 3/23 at BKN | 10 * | | |

*Denotes games in which Cavs trailed by double-digits in the second half and won (11 games)

EXTRA ENERGY: In overtime games this past season, the Cavs were a **PERFECT 7-0**, their most OT wins in a single season in franchise history and most by any NBA team this season. Dating back to last season, Cleveland has **won 9 consecutive overtime games (the 7th-longest streak in NBA history)**.





DONOVAN'S DOMINANCE:

DONOVAN MITCHELL put up strong numbers over his **68 outings** with Cleveland, averaging a career-best **28.3 PPG** (7th in NBA, career highs .484 FG%, .386 3FG%, .867 FT%), **4.3 RPG**, **4.4 APG** and **1.46 SPG** (14th in NBA) in **35.8 MPG**. He scored **20+ PTS** 53 times, **30+ PTS** 31 times and **40+ PTS** 13 times and was **THE ONLY NBA PLAYER** with **25.0+ PPG** AND **1.0 SPG** WHILE SHOOTING **.480+ FG% AND .380+ 3FG%**.

40 BALL: Mitchell was the **FIRST CAVS PLAYER EVER** to **tally 40+ PTS in 4 consecutive games (March 28-April 5)** and first NBA player to do so since James Harden in 2018-19. Mitchell's 13 40-PT games also set a franchise single season record.

SPIDA SCORES 71: In a win over Chicago on Jan. 2, Mitchell tallied a **CAREER-HIGH 71 POINTS** on 22-34 (.647) shooting from the field, including 7-15 (.466) from beyond the arc and 20-25 (.800) shooting from the free throw line, a game-high 11 assists, eight rebounds and one block in a career-high 50 minutes. He set several historical marks that night:

SPIDA SENSES 71

7TH PLAYER IN NBA HISTORY TO RECORD 70+ POINTS IN A GAME

He joined Wilt Chamberlain, Kobe Bryant, David Thompson, David Robinson, Elgin Baylor and Devin Booker.

71 POINTS SET CAVALIERS SCORING RECORD


Mitchell shattered the franchise's single game scoring record, beating the previous mark of 57 by LeBron James (11/3/17 at WAS) and Kyrie Irving (3/12/15 vs. SAS).

1ST PLAYER TO HAVE A 70-PT/10-AST GAME IN NBA HISTORY

Mitchell also became the **FIRST PLAYER** in league history with his stat line (71 PTS, 11 AST, 8 REB).

4TH CAVS PLAYER EVER TO SCORE 24 POINTS IN A QUARTER

He had 24 PTS in the 3rd Q, becoming the 4th player in Cavs history with 24+ points in a period (LeBron James, Kevin Love, Darius Garland).



MOST POINTS IN ANY NBA GAME SINCE 2006

Mitchell's performance was the biggest since Kobe Bryant's 81-point game against Toronto on Jan. 22, 2006.

99 POINTS SCORED OR ASSISTED – 2ND MOST EVER!

The 99 points Mitchell created were the 2nd most ever behind the night Wilt Chamberlain scored 100 points in 1962, per ESPN Stats & Information research. Chamberlain also had two assists, creating 104 PTS that night.

SCORED 55 POINTS AFTER HALFTIME

After a 16-point first half, Mitchell scored 42 points in the second half (MOST EVER BY A CAV IN EITHER HALF) and 13 of Cleveland's 15 points in overtime.

HELPED CAVS OVERCOME 21-POINT DEFICIT

It was the Cavs' biggest come-from-behind victory this season. Mitchell had 18 PTS in the 4th Q, including the game-tying tip-in to send the game into overtime.

4TH NBA PLAYER EVER TO MAKE 20 FG AND 20 FT

*Mitchell became the 4th NBA player in league history to make 20 FG and 20 FT in a single game, joining Wilt Chamberlain (3/2/62), Devin Booker (3/24/17) and Michael Jordan (3/28/90).

MOST 40-PT GAMES BY A PLAYER IN FIRST SEASON WITH A TEAM IN NBA HISTORY

| PLAYER | 40-PT GAMES |
|---|-------------|
| 1. Wilt Chamberlain (1959-60, PHI) | 32 |
| 2. DONOVAN MITCHELL (2022-23, CLE) | 13 |
| 3. Walt Bellamy (1961-62, CHI) | 12 |
| 4t. Oscar Robertson (1960-61, CIN) | 9 |
| 4t. Kareem Abdul-Jabbar (1969-70, MIL) | 9 |

SPIDA IS ALREADY TIED FOR THE 2ND-MOST 40-POINT GAMES IN CAVALIERS HISTORY

| PLAYER | 40-PT GAMES |
|---------------------------------------|-------------|
| 1. LeBron James (11 seasons) | 51 |
| 2. DONOVAN MITCHELL (1 season) | 13 |
| 3. Kyrie Irving (6 seasons) | 11 |

SPIDA HAD THE MOST 40-POINT GAMES IN A SINGLE SEASON IN CAVALIERS HISTORY

| PLAYER | 40-PT GAMES |
|-------------------------------------|-------------|
| 1. DONOVAN MITCHELL ('22-23) | 13 |
| 2. LeBron James ('05-06) | 10 |

MOST POINTS IN A GAME IN NBA HISTORY

| DATE | PLAYER | POINTS |
|---------------------|-------------------------|-----------|
| March 2, 1962 | Wilt Chamberlain | 100 |
| Jan. 22, 2006 | Kobe Bryant | 81 |
| Dec. 8, 1961 | Wilt Chamberlain | 78 |
| April 9, 1978 | David Thompson | 73 |
| Nov. 16, 1962 | Wilt Chamberlain | 73 |
| Jan. 13, 1962 | Wilt Chamberlain | 73 |
| Nov. 3, 1962 | Wilt Chamberlain | 72 |
| JAN. 2, 2023 | DONOVAN MITCHELL | 71 |
| Feb. 26, 2023 | Damian Lillard | 71 |
| April 24, 1994 | David Robinson | 71 |
| Nov. 15, 1960 | Elgin Baylor | 71 |





★ **ALL-STAR STARTER:** Mitchell was selected as a **starter** for the 2023 NBA All-Star Game in Salt Lake City, Utah (Feb. 19). It marked the 4th NBA All-Star selection for Mitchell (2020-2023) and his 1st time as a starter.

★ **THE SPIDA SHOW:** At the 2023 NBA All-Star Game, Mitchell posted the **MOST POINTS** ever scored by a Cavalier in an All-Star Game, tallying 40 PTS, 10 AST and 8 3FGM. **No other player in NBA history** has ever reached those marks in an All-Star Game.



| MOST POINTS SCORED BY A CAVALIER IN AN NBA ALL-STAR GAME | | MITCHELL BECAME THE 4TH CAVALIERS PLAYER EVER TO BE NAMED AN NBA ALL-STAR STARTER | |
|--|-----------|--|--------------------------|
| CAVS PLAYER/YEAR | POINTS | CAVS PLAYER | YEAR AS ALL-STAR STARTER |
| DONOVAN MITCHELL (2023) | 40 | LeBron James (10 times) | 2005-2010, 2015-2018 |
| Kyrie Irving (2014) | 31 | Kyrie Irving (2 times) | 2014, 2017 |
| LeBron James (2015) | 30 | Shawn Kemp | 1998 |
| <i>Mitchell also became the 1st player in NBA All-Star Game history to tally 40+ PTS and 10+ AST.</i> | | DONOVAN MITCHELL | 2023 |
| | | <i>Mitchell was the 1st Cavalier selected as an All-Star Game starter since LeBron James in 2018.</i> | |

🏀 **2X PLAYER OF THE WEEK:** Mitchell was named the **EASTERN CONFERENCE PLAYER OF THE WEEK** twice this season: Week 9 (Dec. 12-18) and Week 12 (Jan. 2-8). Only 5 other Cavaliers have won multiple POW awards in franchise history (LeBron James-42, Kyrie Irving-4, Andre Miller-2, Terrell Brandon-2, Mike Mitchell-2).

🏀 **SCORING LIKE WILT:** Mitchell topped the 30-point mark 5 times in his first 6 games, including one 40+ PT performance (41 PTS at BOS on 10/28). He became just the **2ND PLAYER IN NBA HISTORY** to record 30+ points in 5 of his first 6 games with a team, joining Wilt Chamberlin (his first 6 games in 1959 with the Warriors).

🏀 **FIRST 10:** Mitchell scored 319 points in the first 10 games, the most by a player in their first 10 outings with the Cavaliers EVER! It was also the 2nd-most points scored by any NBA player in their first 10 games with a team in league history, behind only Wilt Chamberlain (371 points in 1959).

🏀 **RACE TO 1,000:** Mitchell became the **2ND FASTEST PLAYER IN NBA HISTORY** to make **1,000 3FG** with his fifth triple at Sacramento on Nov. 9. He also has the 5th-most 3FG since entering the NBA.

| FASTEST TO 1,000 CAREER 3FGM IN NBA HISTORY | | MOST 3FGM SINCE 2017-18 | |
|---|---------------------------|----------------------------|--------------|
| PLAYER | GAMES TO REACH 1,000 3FGM | PLAYER | 3FGM |
| Buddy Hield | 350 | 1. Buddy Hield | 1,557 |
| DONOVAN MITCHELL | 355* | 2. Stephen Curry | 1,473 |
| Stephen Curry | 369 | 3. James Harden | 1,372 |
| <i>Mitchell made his 1,000th career triple on Nov. 9</i> | | 4. Damian Lillard | 1,345 |
| | | 5. DONOVAN MITCHELL | 1,203 |
| Mitchell is also the FASTEST PLAYER IN NBA HISTORY to reach 10,000 PTS and 1,000 3FG (accomplished in his 410 th career game on March 28 at ATL). | | | |
| *Mitchell finished the season with a FRANCHISE SINGLE SEASON RECORD 245 3FG (4 th -most in NBA). | | | |
| *His 58 multi-3FG games were also the most in a single season in Cavs history. | | | |





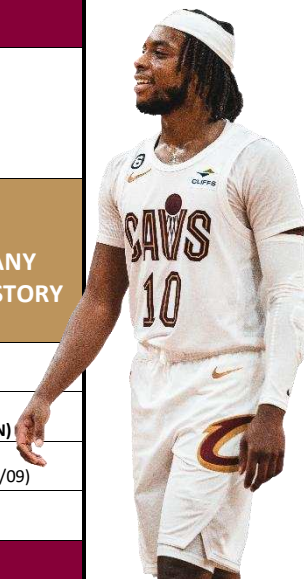
DG THE PG: In his 69 appearances, **DARIUS GARLAND** averaged **21.6 points**, a team-high **7.8 assists** (7th in NBA) and **1.23 steals** (23rd in NBA) in **35.5 minutes**. He also shot a career-high **.410 from three** (23rd-best in NBA), tallied **18 double-doubles** and scored **20+ PTS 39 times**, **30+ PTS 8 times** and **40+ PTS 3 times**. His plus/minus of **+441** was the **7th-best** in the NBA.

| NBA PLAYERS W/ 20.0+ PPG, 7.0+ APG, .400+ 3FG% (2022-23) |
|---|
| PLAYER |
| DARIUS GARLAND, CLE |
| Tyrese Haliburton, IND |

| GARLAND'S HIGHEST SCORING GAMES | |
|---------------------------------|-------------------------|
| PTS | DATE/OPP. |
| *51 | 11/13/22 vs. MIN |
| *46 | 12/26/22 vs. BKN |
| 41 | 3/8/22 at IND |
| *41 | 11/18/22 vs. CHA |
| <i>*This Season</i> | |

- HOT SHOOTING IN FEBRUARY:** In the month of February, Garland shot a staggering **29-55 (.527)** from beyond the arc, the **4th-BEST** clip among NBA players with **10+ 3FGM** over that stretch.
- 41 PTS, 6 AST, 5 STL:** In a win over Charlotte on Nov. 18, Garland tallied a game-high 41 points (16-26 FG), six assists, a career-high five steals and one block in a career-high 48 minutes. He became just the **2nd Cavs player in team history to record 40+ PTS, 5+ AST and 5+ STL** (LeBron James – 47 PTS, 8 AST, 5 STL on Feb. 6, 2010 vs. NYK).
- 51-POINT EXPLOSION:** Against Minnesota on Nov. 13, Garland finished with a **career-high 51 points** on 16-30 (.533) shooting from the field, including 10-14 (.714) shooting from beyond the arc, a team-high six assists, two rebounds and one steal in 40 minutes. **Check out historical marks he achieved that night below:**

| DG'S 51-POINT NIGHT | | | |
|---|--|---|--|
| 6 TH PLAYER IN NBA HISTORY TO RECORD | | | |
| 50+ PTS, 10+ 3FG AND 5+ AST | | | |
| (STEPHEN CURRY, DAMIAN LILLARD, KYRIE IRVING, JAMES HARDEN AND KLAY THOMPSON) | | | |
| 4 TH | 3 RD | MOST | 2 ND |
| CAVS PLAYER TO SCORE 50 POINTS IN A GAME | CAVS PLAYER TO MAKE 10+ 3FG IN A GAME | POINTS IN A 4 TH QUARTER IN CAVS HISTORY | MOST POINTS SCORED IN ANY SINGLE QUARTER IN CAVS HISTORY |
| LeBron James (9 times) | Kyrie Irving (11 3FG, 1/28/15) | 27 PTS DARIUS GARLAND (11/13/22 vs. MIN) | 34 PTS (1 st Q) Kevin Love (11/23/16 vs POR) |
| Kyrie Irving (2 times) | C.J. Miles (10 3FG, 1/7/14) | 24 PTS LeBron James (1/6/08 at TOR) | 27 PTS (4th Q) DARIUS GARLAND (11/13/22 vs MIN) |
| Walt Wesley (2/19/71) | DARIUS GARLAND (10 3FG, 11/13/22) | 23 PTS LeBron James (12/4/15 at NOP) | 24 PTS (3 times, LeBron James) (4 th Q 1/6/08, 1 st Q 4/11/08, 3 rd Q 2/20/09) |
| DARIUS GARLAND (11/13/22) | | 23 PTS LeBron James (11/12/17 vs. BKN) | 24 PTS (3 rd Q) Donovan Mitchell (1/2/23 vs. CHI) |
| SET CAREER HIGHS IN POINTS (51), FGM (16) & 3FGM (10) | | | |




- THE RETURN OF DG:** In his return from injury in a win over Boston on Nov. 2, Garland posted **29 PTS, 12 AST, 5 REB, 3 STL** and just **1 turnover** in 42 minutes. Only **2 other Cavaliers have ever recorded 25+ PTS, 10+ AST, 5+ REB, 3+ STL and 1 turnover or less** in a single game.

| THE ONLY CAVS PLAYERS TO RECORD | | |
|---|------------------------|--|
| 25+ PTS, 10+ AST, 5+ REB, 3+ STL and 1 TURNOVER OR LESS | | |
| PLAYER | DATE/OPPONENT | STAT LINE |
| DARIUS GARLAND | 11/2/22 vs. BOS | 29 PTS, 12 AST, 5 REB, 3 STL, 1 TOV |
| LeBron James | 1/16/05 at SEA | 35 PTS, 11 AST, 5 REB, 4 STL, 1 TOV |
| Randy Smith | 1/29/80 vs. LAL | 31 PTS, 10 AST, 5 REB, 3 STL, 1 TOV |





MARVELOUS MOBLEY: EVAN MOBLEY, a **2023 NBA RISING STAR** , played in 79 games and averaged a career-high 16.2 points (.554 FG%-17th best in NBA), a career-high 9.0 rebounds (20th in NBA), 2.8 assists, 0.76 steals and 1.51 blocks (9th in NBA) in 34.4 minutes, while posting 24 double-doubles (25th in NBA).

| 2022-23 NBA PLAYERS AVERAGING 15.0+ PPG ON .500+ FG%, 8.0+ RPG, 2.0+ APG and 1.0+ BPG | MOST DUNKS IN THE NBA (2022-23) |
|---|---------------------------------------|
| NBA PLAYER | NBA PLAYER |
| Joel Embiid, PHI | 1. EVAN MOBLEY – 215 |
| EVAN MOBLEY, CLE | 2. Rudy Gobert, MIN - 200 |
| Anthony Davis, LAL | 3. Giannis Antetokounmpo - 198 |



SCORING AND BLOCKING: Mobley scored in double figures in 71 games and blocked at least one shot in 59 outings, including a career-best 8-block performance at Detroit on Nov. 4.

| MOST GAMES WITH AT LEAST 1 BLOCK IN NBA THIS SEASON | |
|--|-------------------------|
| GAMES | PLAYER |
| 67 | Nic Claxton, BKN |
| 66 | Brook Lopez, MIL |
| 60 | Walker Kessler, UTA |
| 59 | EVAN MOBLEY, CLE |

| MOST BLOCKS IN A SINGLE GAME IN CAVS HISTORY | | |
|---|--------------------|-----------------------|
| BLOCKS | CAVS PLAYER | DATE/OPP. |
| 11 | Larry Nance | 1/7/89 vs NYK |
| 9 | Hot Rod Williams | 2/3/88 at WAS |
| 8 | EVAN MOBLEY | 11/4/22 at DET |
| 8 | Larry Nance | 11/27/91 vs PHI |
| 8 | Larry Nance | 3/26/93 at PHI |
| 8 | Larry Nance | 4/10/92 at NJ |

***MOBLEY BLOCKED AT LEAST 3 SHOTS IN A CAREER BEST 5 STRAIGHT GAMES (March 23-April 2), becoming just the 4th Cavs player ever to have such a streak (Zydrunas Ilgauskas-once, Larry Nance-6 times, Hot Rod Williams-3 times)**

A BIT OF EVERYTHING: Mobley tallied 21 points, a career-high 18 rebounds, five assists, two blocks and one steal in a career-high 45 minutes during a win over Charlotte on Nov. 18. He became just the 9th player in Cavaliers history with 20+ PTS, 15+ REB, 5+ AST, 2+ BLK and 1+ STL (LeBron James, Brad Daugherty, Campy Russell, Andre Drummond, Kevin Love, Drew Gooden, Bingo Smith, Cliff Robinson).

FIRST 100 GAMES: Mobley is the **ONLY** player in Cavs history to accumulate 1,400+ PTS on .500+ FG%, 800+ REB, 200+ AST and 150+ BLK in their first 100 career games.

19 BUCKETS VS. BUCKS: Mobley scored a career-high 38 PTS (19-27 FG) in a win over Milwaukee on Jan. 21. All 38 of his points came without making a single 3FG or FT, becoming just the 4th NBA player since three-pointers were adopted in 1979 to accomplish that feat with 38+ PTS.

| NBA PLAYERS SINCE 1979 TO TALLY 38+ PTS W/ 0 3FGM & 0 FTM IN A SINGLE GAME | |
|---|------------------------------|
| PLAYER/DATE | STAT LINE |
| Hakeem Olajuwon (1/30/97 vs. DEN) | 48 PTS, 0 3FGM, 0 FTM |
| Alex English (12/6/88 at NYK) | 38 PTS, 0 3FGM, 0 FTM |
| Alex English (3/3/84 vs. UTA) | 44 PTS, 0 3FGM, 0 FTM |
| George Gervin (1/25/85 vs. SAS) | 42 PTS, 0 3FGM, 0 FTM |
| EVAN MOBLEY (1/21/23 vs. MIL) | 38 PTS, 0 3FGM, 0 FTM |

DOING IT ALL: In a win at New Orleans on Feb. 10, Mobley became the **FIRST PLAYER IN CAVS HISTORY** to finish a game with 28+ PTS, 13+ REB, 3+ STL, 2+ BLK and .722+ FG%.

BIG IN BROOKLYN: In the victory at Brooklyn on March 23, Mobley (26 PTS, 16 REB, 4 BLK, 0 TO) became the **FIRST PLAYER IN CAVS HISTORY** to record 25+ PTS, 15+ REB, 4+ BLK and 0 turnovers in a single game.

LIKE DREAM AND SHAQ: Against Atlanta on March 28, Mobley became the **3RD PLAYER IN NBA HISTORY** to post 20+ PTS, 15+ REB, 6+ AST, 4+ BLK, 1+ STL and 0 TO.





DOUBLE-DOUBLE JA: JARRETT ALLEN posted a team-high 32 double-doubles, tied for 16th-most in the NBA. He averaged 14.3 points (.644 FG%), 9.8 rebounds, 0.79 steals and 1.24 blocks in 32.6 minutes.

MR. ACCURACY: Allen currently owns the **HIGHEST FG%** in franchise history at .646 in his 175 games with the Cavaliers (min. 100 FGM).

HIGH RANKING: This past season, Allen ranks **6th in the NBA in FG%**, **12th in RPG** and **17th in BPG**.

THE ONLY ONE: Allen was the **ONLY PLAYER** in the East shooting .600+ FG% and averaging 14.0+ PPG.

GETTING IT DONE: From Feb. 6-11, Allen had 4 straight games with 20+ PTS on .650 shooting or better. No other player in Cavs history have every accomplished a feat that long. Cleveland went 4-0 during that span in which he averaged 21.5 points on .740 (37-50) FG%, 11.3 rebounds, 2.0 assists and 1.5 blocks in 32.8 minutes.

JARRETT ALLEN'S CAREER 20-REBOUND GAMES

| REB | DATE/OPP. |
|---------------------|-----------------------|
| 24 | 1/16/19 at HOU |
| 22 | 2/4/22 at CHA |
| 21 | 11/25/19 at CLE |
| *20 | 11/7/22 at LAC |
| *This Season | |

2022-23 NBA LEADERS IN CONTESTED SHOTS PER GAME

| PLAYER | CONT. SHOTS PER GAME |
|------------------------------|----------------------|
| 1. Brook Lopez, MIL | 17.5 |
| 2. Nic Claxton, BKN | 12.1 |
| 3. EVAN MOBLEY, CLE | 11.5 |
| 4. Ivica Zubac, LAC | 11.4 |
| 5. Kristaps Porzingis, WAS | 11.3 |
| 6. JARRETT ALLEN, CLE | 11.1 |

BEST FG% IN EASTERN CONFERENCE

| PLAYER | FG% |
|------------------------------|-------------|
| 1. Nic Claxton, BKN | .705 |
| 2. Clint Capela, ATL | .653 |
| 3. JARRETT ALLEN, CLE | .644 |



ICE HOT: Over his final 44 games, ISAAC OKORO shot .539 (124-230) from the field and .434 (49-113) from beyond the arc while nearly doubling his scoring average (since Dec. 21).

OKORO ON THE RISE

NUMBERS OVER THE LAST 44 GAMES

.539 FG%, .434 3FG%, 7.9 PPG, 2.7 RPG, 1.5 APG

NUMBERS OVER THE FIRST 32 GAMES

.414 FG%, .224 3FG%, 4.4 PPG, 2.1 RPG, 0.7 APG

ICY IN BROOKLYN: At Brooklyn on March 23, Okoro hit his **first career game-winning basket**, a three-pointer with 0.7 seconds remaining that gave the Cavs a 116-114 victory.

ALL ABOUT VERT: CARIS LEVERT scored in double figures in 48 games, including a 41-point outburst at Boston on Oct. 28, and averaged 12.1 points, 3.8 rebounds, 3.9 assists and 0.97 steals in 30.2 minutes.

WHEN CALLED TO START: In 30 games where LeVert has been a starter this past season, he averaged **15.0 points, 4.4 rebounds, 5.0 assists** and a .424 (70-165) clip from three in 34.3 minutes.

20+ POINT NIGHTS: LeVert topped the 20-point mark 13 times this past season, including a stretch of 3 straight 20-plus point performances from Dec. 9-12 and consecutive 20-point games on 4 occasions this season.

STEALS STREAKING: LeVert recorded a steal in 13 straight games from March 4-23, the longest of his career.

LEVERT'S CAREER 40-POINT GAMES

| POINTS | DATE/OPPONENT |
|------------------------|------------------------|
| 51 | 3/3/20 at BOS |
| 43 | 1/8/21 at MEM |
| 42 | 2/4/22 vs. CHI |
| *41 | 10/28/22 at BOS |
| *2022-23 Season | |

LEVERT'S LONGEST STREAKS W/1+ STL

| STREAK | DATES |
|-----------------|-------------------------|
| 13 games | 3/4/23 – 3/31/23 |
| 8 games | 12/1/21 – 12/16/21 |
| 8 games | 5/5/21 – 10/30/21 |





PEANUT BUTTER AND CEDI: CEDI OSMAN

scored in double figures in **30** games (6 20-PT games) and averaged **8.7** points and **2.3** rebounds in **20.1** minutes off the bench. He became the **2nd** Cavalier since 1985-86 to record 10+ points off the bench in the Cavs first four games of a season (Jordan Clarkson, 2018-19).

15+ POINTS: Osman scored at least 15 PTS in each of the first 3 games, becoming just the **4th** player in Cavaliers history to record three straight games with 15+ points off the bench to start a season.

CED3: In a win over the L.A. Clippers on Jan. 29, Osman went a perfect 7-7 from beyond the arc and scored a career-high tying 29 PTS in 22 MIN off the bench. He became just the **3rd** player in franchise history to finish a game a perfect 7-7 or better from three, joining Kyrie Irving (7-7, 3/12/15) and Mo Williams (7-7, 11/28/09), and is the **1st** Cavaliers reserve to do so.

2022-23 NBA BENCH LEADERS IN PLUS/MINUS

| +/- | PLAYER |
|-------------|---------------------------|
| +257 | 1. Immanuel Quickley, NYK |
| +249 | 2. Isaiah Joe, OKC |
| +204 | 3. CEDI OSMAN, CLE |
| +182 | 4. Malcolm Brogdon, BOS |

THE ONLY CAVS PLAYERS TO OPEN A SEASON WITH 3 STRAIGHT GAMES OF 15+ PTS OFF THE BENCH

| PLAYER | YEAR |
|-------------------|----------------|
| Campy Russell | 1976-77 |
| Austin Carr | 1978-79 |
| Jordan Clarkson | 2018-19 |
| CEDI OSMAN | 2022-23 |

CAVS PLAYERS TO SHOOT A PERFECT 7-7 3FG IN A SINGLE GAME (ALL-TIME)

| PLAYER | DATE/OPPONENT |
|--|------------------------|
| Mo Williams (7-7 3FG) | 3/12/15 at SAS |
| Kyrie Irving (7-7 3FG) | 11/28/09 vs. DAL |
| CEDI OSMAN (7-7 3FG) | 1/29/23 vs. LAC |
| *Osman is the 1ST BENCH PLAYER IN CAVS HISTORY to accomplish this feat, and is also the 2ND PLAYER IN TEAM HISTORY to finish a game with 29+ PTS in 22 MIN or fewer. | |

JERSEY NUMBERS: Here's a breakdown of the Cavaliers' 2022-23 record by jersey.

White: 19-15

Wine: 18-6

Black: 10-7

City: 4-3





CAVALIERS KEY DATES

October 19 – In the season opener at Toronto, Donovan Mitchell recorded a game-high 31 points and a game-high nine assist in 35 minutes during his Cavaliers debut. His 31 points were tied for the most ever by a player in his Cavs debut (Ron Brewer, 31 PTS in debut on Dec. 26, 1981 vs. MIL).

Cedi Osman finished with 17 points, the most points off the bench in a Cavs season opener since Ramon Sessions on Dec. 26, 2011 vs. TOR (18 PTS off the bench). Osman also handed out his 700th career assist at Toronto.

October 22 – The Cavs beat the Bulls 128-96 (+32) for their first win of the season. The 32-point victory was the Cavaliers largest win over the Bulls in team history. Cleveland shot .565 FG%, .593 3FG% and .889 FT% in the win, marking the first time the Cavs have shot .550+ FG%, .550+ 3FG% and .880+ FT% in a game since March 29, 1995 at IND (.603 FG%, .750 3FG% and .933 FT%). The Cavs scored 128+ points just twice last season (144 PTS on Dec. 26, 2021 vs. TOR and 133 PTS on April 10, 2022 vs. MIL).



October 23 – Donovan Mitchell recorded his 100th career block vs. Washington. He also recorded a game-high 37 points, his 3rd consecutive game with 30+ points, becoming just the 3rd player in NBA history to record 30+ points in his first three games with a new team (Wilt Chamberlain, eight straight in 1959-60 with PHI and Glenn Robinson, three straight in 2002-03 with ATL). He is also the first Cavalier to start a season with 3 straight games of 30+ points.

The Cavs made 13 three-pointers in their overtime win over Washington. Cleveland's 39 triples are the most made through the first three games of a season in franchise history.

October 26 – Jarrett Allen secured his 3,000th career rebounds with his 6th rebound of the game vs. Orlando. He became the only active NBA player aged 25 or younger with 3,000 career REB. He is also just the 3rd active player age 26 or younger with 3,000+ career REB (Karl-Anthony Towns, Domantas Sabonis).

October 28 – In the overtime win in Boston, Donovan Mitchell and Caris LeVert joined LeBron James and Kyrie Irving (Game 5, 2016 NBA Finals) as the second Cavaliers teammates in franchise history to each record 40+ points in a game during the regular season or playoffs (Donovan Mitchell: 41 points, four rebounds, three assists and one steal in 46 minutes; Caris LeVert: 41 points, four rebounds, three assists and one steal in 43 minutes). Their 82 combined points were the most scored by a Cavaliers backcourt in a regular season game ever (the previous high mark was 69 points twice; Feb. 11, 2008 - LeBron James 29 points, Larry Hughes 40 points and Feb. 10, 1974 - Austin Carr 35 points, Lenny Wilkens 34 points). It was Mitchell and LeVert's first 40-point games as a Cavalier.

Mitchell also made his 3,000th career field goal with his 8th basket of the night and Jarrett Allen scored his 4,000th career point with his first point at Boston.

October 30 – Dean Wade chipped in a career-high 22 points on 8-11 (.727) shooting from the field, including 6-8 (.750) shooting from beyond the arc, four rebounds and three assists in 33 minutes vs. New York. It was the second time in his career making 6+ triples in a game (shot 6-10 3FG on May 1, 2021 vs. MIA). It was also the second time in his career scoring 20+ points in a game (21 PTS on April 11, 2021 vs. NOP).

Donovan Mitchell finished with his first double-double of the season with a game-high 38 points on 12-20 (.600) shooting from the field, including 8-13 (.615) shooting from beyond the arc, a career-high 12 assists and two blocks in 37 minutes. It was Mitchell's second career game with 30+ points and 10+ assists (37 PTS, 10 AST on March 2, 2022 at HOU).

November 2 – Darius Garland swiped his 200th career steal against Boston. He also had a team-high 29 points, including 5-11 (.454) shooting from beyond the arc, a game-high 12 assists and a game-high three steals in 42 minutes during his first home appearance of the season. Garland scored 14 of his points in the first quarter, marking his career-high for points in an opening quarter (4-6 FG, 3-3 3FG).

Caris LeVert grabbed his 1,000th career defensive rebound.

November 4 – Evan Mobley finished with 11 points, eight rebounds and a career-high eight blocks at Detroit. Mobley is the youngest player in Cavs history to record eight blocks in a game. Mobley is also just the 5th player in the last 10 NBA seasons age 21 or younger with 8+ blocks in a game (Mitchell Robinson, Anthony Davis, Nerlens Noel and Jerami Grant).

November 6 – Darius Garland finished with 24 points and seven assists at L.A. Lakers. Garland scored 21 points in the first half, including 3-6 (.500) shooting from beyond the arc, his most points in an opening half in his career. Donovan Mitchell chipped in a game-high 33 points, including 12-13 (.923) shooting from the charity stripe.

Mitchell and Garland each scored 21 points in the first half, marking the 5th time in the last 25 seasons in which multiple Cavs players had 20+ points in an opening half [via Elias].

November 9 – Caris LeVert contributed his first double-double of the season with 21 points, a game-high 10 rebounds, six assists and two steals in 38 minutes at Sacramento. Donovan Mitchell became the 2nd fastest player in NBA history to make 1,000 3FG with his fifth triple at Sacramento (355 games).

November 11 – Donovan Mitchell recorded a near triple double with a team-high 29 points, 10 rebounds, a team-high nine assists, two steals and one block in 37 minutes at Golden State. It was his first career game with 25+ points, 10+ rebounds and 9+ assists.

November 13 – Darius Garland finished with a career-high 51 points on 16-30 (.533) shooting from the field, including 10-14 (.714) shooting from beyond the arc, a team-high six assists, two rebounds and one steal in 40 minutes vs. Minnesota.

His 10 three-pointers were a career-high and he became the 3rd Cavs player in team history with 10+ threes in a game (Kyrie Irving and C.J. Miles).

He scored a career-high 27 of his points in the 4th quarter, the most points in a 4th quarter in team history and the 2nd-most points in any quarter by a Cavs player in team history. Garland is the 10th player in the last 10 seasons to record 50+ points at age 22 or younger.

November 16 – Lamar Stevens contributed 10 points, five rebounds and a career-high four blocks in 34 minutes at Milwaukee. His four blocks were the second-most blocks by a Cavs player this season (Evan Mobley, 8 BLK on Nov. 4 at DET).



November 18 – Jarrett Allen contributed his 8th double-double of the season with 20 points on 8-11 (.727) shooting from the field, 12 rebounds and a season-high four blocks in a career-high 46 minutes vs. Charlotte.

Evan Mobley tallied his 3rd double-double of the season, chipping in 21 points, a career-high 18 rebounds, five assists, two blocks and one steal in a career-high 45 minutes. Mobley was the 9th Cavalier in team history with 20+ points, 15+ rebounds, 5+ assists, 2+ blocks and 1+ steal. Mobley was the youngest NBA player to record 20+ points, 15+ rebounds and 5+ assists since Luka Dončić recorded 34 points, 20 rebounds and 12 assists at 21 years old on Aug. 4, 2020 at SAC.

Darius Garland tallied a game-high 41 points on 16-26 (.615) from the field, a game-high tying six assists, a career-high five steals and one block in a career-high 48 minutes.

November 20 – Robin Lopez dished out his 800th career assist against Miami.

Darius Garland (418 3FGM) passed Mo Williams (414 3FGM) for 10th on the Cavs all-time three-pointers list with his first triple of the game.

November 27 – Raul Neto played in his 400th career game at Detroit.





November 30 – Cedi Osman (544 3FGM) passed Danny Ferry (543 3FGM) for sole possession of 8th on the Cavs all-time three-pointers made list with his first triple of the game vs. Philadelphia.

Caris LeVert finished with a game-high 22 points on a season-high 8-11 (.727) shooting from the field, including 3-4 (.750) shooting from beyond the arc, six rebounds, four assists and one steal in 33 minutes off the bench.

December 6 – Darius Garland played in his 200th career game against the L.A. Lakers.

December 6 – Donovan Mitchell chipped in 43 points on 17-27 (.629) shooting from the field, including 4-8 (.500) shooting from beyond the arc, six rebounds, five assists and a season-high four steals in 40 minutes vs. L.A. Lakers. He became the 3rd Cavs player in history to record 40+ points, 5+ rebounds, 5+ assists and 4+ steals (LeBron James, five times and Campy Russell on March 13, 1979 vs. PHX).

December 10 – Jarrett Allen recorded his 1,000th career offensive rebound and 200th steal against Oklahoma City.

December 14 – Lamar Stevens recorded his 2nd career double-double with a season-high 18 points on 8-15 (.533) shooting from the field, a career-high tying 11 rebounds and two assists in 38 minutes at Dallas.

December 16 – Donovan Mitchell scored his 9,000th career point with his 36th point against Indiana. Mitchell (9,005 PTS in 371 GP) became the 4th-fastest active NBA player to reach 9,000 points, behind LeBron James (336 GP), Joel Embiid (343 GP) and Kevin Durant (346 GP). Mitchell was also the quickest in NBA history with 9,000 points and 1,000 three-pointers made.

December 17 – Evan Mobley played in his 100th career game against Dallas. He is the ONLY player in Cavs history to have 1,400+ points, 800+ rebounds, 200+ assists and 150+ blocks on .500+ FG% in their first 100 career games and 11th player in NBA history (Karl-Anthony Towns, Pau Gasol, Tim Duncan, Chris Webber, Dikembe Mutombo, David Robinson, Ralph Sampson, Artis Gilmore, Bobby Jones and Bill Walton).

Cedi Osman passed Wesley Person (550 3FGM) for sole possession of 7th place in three-pointers made with his first three.

December 19 – Against Utah, Cedi Osman's 20 fourth quarter points and five fourth quarter triples were both career high's for any quarter. It was his third game with 20+ points off the bench this season.

December 21 - The Cavs forced the Bucks to record 16 turnovers in the first half, the most turnovers the Cavs have forced in an opening half since Feb. 11, 2009 vs. PHX (18 TO).

December 23 – Isaac Okoro made his 500th career field goal with his 4th basket against Toronto. Okoro recorded 15 points on 4-6 (.667) shooting from the field, three rebounds and a career-high tying three blocks in 20 minutes vs. Toronto. It was his 11th career multi-block game.



Caris LeVert recorded his 5,000th career point and with his third made basket of the game.

December 26 – Darius Garland tallied a game-high 46 points on 14-20 (.700), including 5-7 (.714) shooting from beyond the arc and a team-high eight assists in 40 minutes vs. Brooklyn. He also made a season-high 13 free throws, the second-highest free throw makes in his career (15 FTM on March 11, 2022 at MIA).

December 29 – Jarrett Allen recorded his 500th career block with his lone swat and Evan Mobley tied his career high with seven assists at Indiana.

January 2 – Franchise Record 71-Points: Donovan Mitchell tallied a career-high 71 points on 22-34 (.647) shooting from the field, including 7-15 (.466) from beyond the arc and 20-25 (.800) shooting from the free throw line, a game-high 11 assists,



8 rebound and 1 block in a career-high 50 minutes against Chicago. He was just the 7th player in NBA History to record 70+ points in a game (Wilt Chamberlain, Kobe Bryant, David Thompson, David Robinson, Elgin Baylor and Devin Booker). His 71 points were the most points scored in Cavaliers history, surpassing the previous high of 57 points (LeBron James and Kyrie Irving). He is the only player in NBA history to record 70+ points, 11+ assists and 8+ rebounds in a game. No other player in league history has ever recorded 70 points and 10 assists in a game. Mitchell was responsible for creating 99 of the Cavaliers 145 points, the 2nd-

most created points in a game in NBA history (Wilt Chamberlain created 104 POINTS on March 2, 1962).

Cleveland entered the 3rd quarter trailing by 18 points vs. Chicago. Mitchell recorded 24 of the Cavs 44 points in the 3rd quarter, including a perfect 12-12 shooting from the free throw line in the quarter, shrinking the deficit to 5 points. It was the 6th time in his career with 20+ points in a single quarter. He is the 4th player in Cavs history with 24+ points in a quarter (LeBron James, Kevin Love, Darius Garland). and was the first Cavs player to shoot 12-12 or better from the free throw line in a quarter since Zydrunas Ilgauskas shot 12-12 from the charity strip in the fourth quarter on Jan. 27, 2006 at IND.

Mitchell scored 55 of his 71 points in the 2nd half and overtime, including 42 points in the 2nd half and 13 points in overtime (had 15 POINTS at halftime). His 42 points in the second half were the most points in any half by a Cavalier in team history.

The Cavaliers recorded their largest come from behind victory of the season win vs. Chicago, overcoming a 21-point deficit in a 145-134 overtime win. Cleveland's 145 points were a season-high and the fourth-highest scoring total in a game in Cavs history.

January 4 – Raul Neto contributed a season-high 14 points on 5-7 (.714) shooting from the field, in 21 minutes off the bench on vs. Phoenix. It was his second game this season finishing with 10+ points.

January 10 – Donovan Mitchell finished with a game-high 46 points on 14-27 (.518) shooting from the field, including 11-11 from the free throw line, a team-high tying six assists, five rebounds and a game-high tying three steals in 36 minutes during his first game back in Utah. Mitchell's 46 points were the second-most points in a players first road game vs. their former team in NBA history (John Williamson had 50 points on April 4, 1978).

Mitchell swiped his 500th career steal and made his 1,100th career three-pointer.

January 12 – Jarrett Allen contributed his 16th double-double of the season with a season-high tying 24 points, a team-high 10 rebounds, a season-high 6 assists and 1 steal in 39 minutes at Portland. It was the fifth time in his career with 6+ assists and his first career game recording 20+ points, 10+ rebounds and 5+ assists.

Return of Rubio: Ricky Rubio finished with nine points, including 2-4 (.500) shooting from beyond the arc and two rebounds in 10 minutes off the bench at Portland. It was Rubio's first NBA game since tearing his ACL on Dec. 28, 2021 at New Orleans.

January 18 – Isaac Okoro finished with 17 points on 6-6 shooting from the field, including 4-4 shooting from beyond the arc in 34 minutes at Memphis. It was his most field goals made without a miss in a single game of his NBA career.

Caris LeVert made his 500th career three-pointer with his second three at Memphis.





January 21 – Evan Mobley recorded a career-high 38 points on 19-27 (.704) shooting from the field in 38 minutes vs. Milwaukee. He scored 20 of his points in the second half, also marking his career high for points in any half. He became the 4th NBA player since three-pointers were adopted in 1979 to record 38+ points without a single three-pointer or free throw made (Hakeem Olajuwon, 48 POINTS on Jan. 30, 1997, Alex English, 2 times and George Gervin, 42 POINTS on Jan. 25, 1985).

January 24 – Darius Garland became the 4th youngest player in Cavaliers history to reach 4,000 career points with his 12th point at New York on Jan. 24 (LeBron James, Collin Sexton, Kyrie Irving).

January 26 – Donovan Mitchell was announced as a starter for the 2023 NBA All Star Game in Salt Lake City, marking his 4th career NBA All-Star selection (2020-2023) and first as a starter.

January 27 – Evan Mobley grabbed his 1,000th career rebound with his 5th board at Oklahoma City.

January 29 – Cedi Osman moved past Daniel Gibson (578) for 6th place in three-pointers made with his 3rd triple against the L.A. Clippers. Osman finished with a career-high tying 29 points on 11-13 (.846) shooting from the field, including a career-best 7-7 from beyond the arc, two two steals and one block in 22 minutes off the bench. He was the 3rd player in Cavs history to finish a game a perfect 7-7 or better from the three-point line, joining Kyrie Irving (7-7 3FG on March 12, 2015 at SAS) and Mo Williams (7-7 3FG on Nov. 28, 2009 vs. DAL). Osman also became the 2nd player in Cavs history to score 29+ points in 22 or fewer minutes, joining Kevin Love (twice).

January 31 – Evan Mobley was announced as a participant for the 2023 Jordan Rising Stars at NBA All-Star Weekend in Salt Lake City, Utah.

February 2 – Ricky Rubio chipped in a season-high 13 points vs. Memphis. Evan Mobley chipped in his 15th double-double of the season with 17 points, a game-high 14 rebounds, five assists, one steal and two blocks in 33 minutes. He grabbed eight of his rebounds in the first quarter, tying his career-high for rebounds in any quarter.

Cedi Osman moved past JR Smith (585 3FG) for 5th place in three-pointers made with his third triple and Darius Garland handed out his 1,500th career assist.

February 5 – Darius Garland made his 500th career triple at Indiana, becoming the quickest Cavalier ever to reach that mark (227 games).

Isaac Okoro contributed a season-high 20 points on 7-9 (.778) shooting from the field, including 3-4 (.750) shooting from beyond the arc, three assists, three rebounds and two steals in 29 minutes.

February 8 – Jarrett Allen recorded a season-high nine offensive rebounds in 30 minutes vs. Detroit.



February 8 – Raul Neto tallied a season-high-tying 14 points, a season-high 8 assists, and a season-high 4 steals in 36 minutes of play during his first start of the season vs. Detroit. It was the 5th time in his career he had recorded 4+ steals.

February 11 – Donovan Mitchell recorded his fourth double-double of the season (29 PTS, 10 REB), which marks his most double-doubles of in any season of his career.

February 11 – Evan Mobley recorded his 100th career steal with his first swipe against Chicago.

February 13 – Donovan Mitchell (41 PTS) recorded his 6th 40-point game of the season vs. San Antonio, marking his most 40-point games in any season of his career.

Isaac Okoro made a triple in his sixth consecutive game, tying his career-high for consecutive games with a three-pointer.

February 15 – Dean Wade grabbed his 500th career rebound with his 4th board at Philadelphia.

February 19 – During the 72nd NBA All-Star Game in Salt Lake City, Donovan Mitchell finished with 40 points, 10 assists, four rebounds and three steals, becoming the first player in NBA All-Star Game history to record 40+ points and 10+ assists. His 40 points were also the most points scored by a Cavalier in any All-Star game (T-6th most points by any NBA player). had strong performances in Team LeBron's 163-160 victory over Team Durant.

February 24 – Evan Mobley scored his 2,000th career point with his 7th point at Atlanta Mobley (130 GP) became the 2nd-fastest Cavalier to record 2,000+ PTS and 1,000+ REB, behind only Brad Daugherty (123 GP).

February 26 – With 8 three-pointers vs. Toronto, Donovan Mitchell tallied his 194th triple on the season, marking the 2nd-most three-pointers made in a season by a Cavalier.

March 1 – Darius Garland passed Bingo Smith (1,566 AST) for 12th place in assists with his second dish at Boston.

March 4 – Against Detroit, Cleveland won 114-90 (+24), marking Cleveland's first season sweep of the Pistons since the 2009-10 season (4-0). Cleveland held Detroit under 100 points in all four wins this season.

Jarrett Allen and Donovan Mitchell each played in their 400th career game while Isaac Okoro played in his 200th career game. Evan Mobley recorded his 200th career block.

March 6 – Donovan Mitchell finished with a game-high 40 points, a season-high 11 rebounds, four assists and one block in 47 minutes vs. Boston. It was his first career game with 40+ points and 10+ rebounds and his 5th double-double of the season (career-high for double-doubles in a season).

Evan Mobley tallied his 20th double-double of the season with 25 points on 10-14 (.714) shooting from the field, a game-high 17 rebounds and three blocks in 41 minutes. It was his first career game with 25+ points and 17+ rebounds.

Cedi Osman became just the 5th player in Cavs history to make 600 career three-pointers with his second trey.

March 8 – Donovan Mitchell passed J.R. Smith (204 3FGM) for most three-pointers in a single season by a Cavalier with his lone three-pointer at Miami.

Caris LeVert made his 2,000th career field goal with his second basket.



March 14 – Cavs Head Coach J.B. Bickerstaff won his 200th game as an NBA head coach in Charlotte.

Evan Mobley recorded a team-high 26 points on 10-15 (.667) shooting from the field, a team-high six rebounds, two assists, one steal and one block in 31 minutes at Charlotte. It was Mobley's 6th game this season with 25+ points. He has also recorded zero turnovers in three straight games, tying his longest career streak of games without a turnover.

Caris LeVert chipped in 22 points on 8-13 (.615) shooting from the field, including 4-5 (.800) shooting from beyond the arc, a team-high tying seven assists, four rebounds, a season-high four steals and one block in 27 minutes at Charlotte. LeVert is just the 2nd Cavalier in team history to record 22+ points, 7+ assists, 4+ rebounds, 4+ steals and 1+ block in 27 or fewer minutes (LeBron James on Jan. 23, 2015 vs. CHA).

Danny Green grabbed his 500th career offensive rebound and Caris LeVert recorded his 400th career steal with his second swipe against the Hornets.

March 17 – Evan Mobley contributed 20 points on 8-15 (.533) shooting from the field, a team-high eight rebounds, a game-high four blocks and three assists in 35 minutes vs. Washington. It was Mobley's first career game with 20+ points, 8+ rebounds and 4+ block. It was his 15th game this season with 20+ points.

March 21 – Darius Garland (544 3FGM) passed Danny Ferry (543 3FGM) for 9th on the Cavs all-time three-pointers made list with his 1st triple of the game in Brooklyn.

Garland (1,633 AST) also passed Geoff Huston (1,630 AST) for 11th on the Cavs all-time assist list with his fourth assist of the game.

Jarrett Allen made his 1,000th career free throw with his second make at Brooklyn.

March 23 - Okoro made his first career game winning shot with a three-pointer with 0.7 seconds remaining in the 4th Q in the 116-114 win over Brooklyn.



Mobley was the first Cavalier in team history to record 20+ points, 15+ rebounds, 4+ blocks and zero turnovers in a game.

Mobley is also the 3rd player aged 21 or younger in NBA history to record 25+ points, 15+ rebound, 4+ blocks and zero turnovers in a game (Anthony Davis and Myles Turner).

March 26 - With the Cavs 109-91 win vs. Houston, Cleveland clinched a playoff spot for the 1st time since 2017-18.

March 28 - At Atlanta, Evan Mobley became the first player in NBA history age 21 or younger to record at least 20 points, 15 rebounds, six assists, one steal and four blocks in a game. He is also the third player in NBA history to record that stat line in a game (Hakeem Olajuwon and Shaquille O'Neal)

March 31 - Cleveland shot 17-23 (.739) from the field in the first quarter, including 6-8 (.750) from the three-point line, en route to 47 points in the quarter vs. New York. It marked Cleveland's most points in any quarter in a regular season game in Cavaliers history.

Donovan Mitchell (237 3FGM) recorded 6 three-pointers, surpassing his career-high for three-pointers in a single season (previous high was 232 3FGM in 2021-22 w/ UTA)

Mitchell scored 23 of his points in the 1st quarter, marking his career-high for points in an opening quarter. He is the 3rd player in Cavs history to record consecutive games of 40+ points, joining LeBron James (3 times) and Mike Mitchell (Feb. 1981).

Cedi Osman appeared in his 400th career game, tying him for the 19th-most games played by any member of the Cavaliers in team history.

Darius Garland dished out seven of his assists in the first quarter, marking his career-high in assists in an opening quarter. Caris LeVert recorded a steal in a career-best 13-straight games since March 4.

April 2 – Versus Indiana, Darius Garland (552 3FGM) passed Wesley Person (550 3FGM) for 8th on the Cavs all-time three-pointers made list.

Evan Mobley recorded his 5th-straight game with 3+ blocks (longest active streak in the NBA) and he tied the 4th longest streak of 3+ blocks in franchise history (longest since Zydrunas Ilgauskas had 3+ blocks in 8-straight games from Feb. 23-March 8, 2004).



April 4 - Donovan Mitchell recorded his 13th game this season with 40+ points, marking the 2nd-most 40-point games all-time for an NBA Player's first season with a new team, trailing only Wilt Chamberlain (32 in 1959-60, PHI). Mitchell also became the fourth NBA player in the last 25 seasons to record 4-straight games with 40+ points (James Harden, Russell Westbrook and Kobe Bryant).

April 6 - Danny Green finished with a season-high 21 points on 8-14 (.571) shooting from the field, including 5-9 (.556) shooting from beyond the arc, three assists, three steals and one block in 26 minutes at Orlando.

Isaiah Mobley tallied a career-high 18 point on 7-12 (.583) shooting from the field, four rebounds, three steals and two blocks in 24 minutes, while Mamadi Diakite also contributed a season-high 13 points on 5-7 (.714) shooting from the field, a team-high eight rebounds, one steal and one block in 24 minutes.

April 9 - In the season finale against Charlotte, Sam Merrill finished with a career-high 17 points on 6-12 (.500), four rebounds and a career-high tying three steals in 26 minutes off the bench.

Cleveland concluded the regular season with a 51-31 record, finishing as the 4th seed in the Eastern Conference and improving their win total by 7 wins from last season (44-38 in 2021-22). The Cavs have improved their record in each of the last four seasons and this season marked the 12th season in franchise history that Cleveland secured 50+ wins. Cleveland finished the season 6th in the NBA in wins at home (31-10).



2022-23 TRANSACTIONS

- 3/14/23 – The Cavaliers signed guard Sam Merrill to a multi-year contract.
- 3/3/23 – The Cavaliers signed guard Sam Merrill to a 10-day contract.
- 2/18/23 – The Cavaliers reached a buyout agreement with forward Kevin Love, making him a free agent.
- 2/15/23 – The Cavaliers signed forward Danny Green for the remainder of the 2022-23 season.
- 10/17/22 – The Cavaliers signed Mamadi Diakite to a Two-Way contract.
- 10/15/22 – The Cavaliers exercised the third-year (2023-24) contract option on Evan Mobley and the fourth-year (2023-24) contract option on Isaac Okoro; also waived Sharife Cooper, Mamadi Diakite, Nate Hinton, R.J. Nembhard and Jamorko Pickett.
- 9/27/22 – The Cavaliers signed forward Dean Wade to a multi-year contract extension.
- 9/26/22 – The Cavaliers added forwards Mamadi Diakite and Jamorko Pickett and guards Nate Hinton and Sharife Cooper to their 2022 training camp roster.
- 9/3/22 – The Cavaliers acquired NBA All-Star guard Donovan Mitchell in a trade with the Utah Jazz; In exchange, Cleveland sent guard Collin Sexton (via sign and trade), forward Lauri Markkanen, guard Ochai Agbaji and three future unprotected first round draft picks (2025, 2027, 2029) to Utah, while also agreeing to pick swaps in 2026 and 2028.
- 7/9/22 – The Cavaliers signed guard Darius Garland to a multi-year contract extension.
- 7/8/22 – The Cavaliers signed guard Ricky Rubio, center Robin Lopez and guard Raul Neto.
- 7/3/22 – The Cavaliers signed guard R.J. Nembhard to a Two-Way contract.
- 7/2/22 – The Cavaliers signed 2022 NBA Draft picks Ochai Agbaji and Isaiah Mobley (Two-Way).
- 6/28/22 – The Cavaliers extended a qualifying offer to guard Collin Sexton and a Two-Way contract qualifying offer to guard R.J. Nembhard.
- 6/24/22 – The Cavaliers selected guard Ochai Agbaji from the University of Kansas with the 14th overall pick in the 2022 NBA Draft; also selected center Khalifa Diop with the 39th pick out of Senegal, forward Isaiah Mobley with the 49th pick out of USC and forward Luke Travers with the 56th pick out of Australia.



2022-23 SEASON STATISTICS



CAVALIERS OVERALL STATISTICS (51-31)

| PLAYER | | | | -FIELD GOALS- | | | -3-POINT FG-- | | | -FREE THROWS- | | | --REBOUNDS-- | | | | | | | | | | | | | | |
|-------------|----|----|-------|---------------|------|------|---------------|------|------|---------------|------|-------|--------------|------|------|------|------|----|-----|------|-----|------|-------|--|--|--|--|
| | G | GS | MIN | FG | FGA | PCT | FG | FGA | PCT | FT | FTA | PCT | OFF | DEF | TOT | AST | PF | DQ | STL | TO | BLK | PTS | AVG | | | | |
| Mitchell | 68 | 68 | 2432 | 679 | 1402 | .484 | 245 | 635 | .386 | 319 | 368 | .867 | 63 | 226 | 289 | 301 | 168 | 0 | 99 | 180 | 27 | 1922 | 28.3 | | | | |
| Garland | 69 | 69 | 2447 | 522 | 1129 | .462 | 169 | 412 | .410 | 277 | 321 | .863 | 28 | 157 | 185 | 538 | 148 | 0 | 85 | 199 | 9 | 1490 | 21.6 | | | | |
| E. Mobley | 79 | 79 | 2715 | 525 | 947 | .554 | 22 | 102 | .216 | 205 | 304 | .674 | 187 | 524 | 711 | 224 | 218 | 2 | 60 | 146 | 119 | 1277 | 16.2 | | | | |
| Allen | 68 | 68 | 2218 | 403 | 626 | .644 | 1 | 10 | .100 | 162 | 221 | .733 | 221 | 445 | 666 | 113 | 153 | 0 | 54 | 93 | 84 | 969 | 14.3 | | | | |
| LeVert | 74 | 30 | 2240 | 320 | 742 | .431 | 127 | 324 | .392 | 130 | 180 | .722 | 53 | 229 | 282 | 287 | 170 | 1 | 72 | 116 | 24 | 897 | 12.1 | | | | |
| Osman | 77 | 2 | 1548 | 239 | 530 | .451 | 116 | 312 | .372 | 75 | 108 | .694 | 25 | 151 | 176 | 115 | 122 | 0 | 35 | 52 | 11 | 669 | 8.7 | | | | |
| Love | 41 | 3 | 821 | 111 | 285 | .389 | 69 | 195 | .354 | 56 | 63 | .889 | 42 | 238 | 280 | 76 | 65 | 1 | 7 | 47 | 7 | 347 | 8.5 | | | | |
| Okoro | 76 | 46 | 1652 | 175 | 354 | .494 | 62 | 171 | .363 | 78 | 103 | .757 | 52 | 135 | 187 | 87 | 158 | 1 | 56 | 42 | 30 | 490 | 6.4 | | | | |
| Green (TOT) | 11 | 0 | 139 | 22 | 49 | .449 | 16 | 37 | .432 | 1 | 1 | 1.000 | 3 | 11 | 14 | 6 | 16 | 0 | 6 | 10 | 3 | 61 | 5.5 | | | | |
| Green (CLE) | 8 | 0 | 95 | 19 | 38 | .500 | 13 | 29 | .448 | 1 | 1 | 1.000 | 2 | 8 | 10 | 4 | 10 | 0 | 5 | 7 | 3 | 52 | 6.5 | | | | |
| Stevens | 62 | 25 | 1120 | 129 | 288 | .448 | 30 | 95 | .316 | 40 | 57 | .702 | 48 | 159 | 207 | 33 | 79 | 0 | 27 | 27 | 19 | 328 | 5.3 | | | | |
| Rubio | 33 | 2 | 566 | 61 | 178 | .343 | 21 | 82 | .256 | 28 | 35 | .800 | 9 | 61 | 70 | 115 | 51 | 0 | 26 | 31 | 6 | 171 | 5.2 | | | | |
| Merrill | 5 | 0 | 59 | 9 | 22 | .409 | 5 | 18 | .278 | 2 | 2 | 1.000 | 0 | 9 | 9 | 5 | 3 | 0 | 4 | 0 | 0 | 25 | 5.0 | | | | |
| Wade | 44 | 13 | 891 | 73 | 177 | .412 | 45 | 127 | .354 | 15 | 23 | .652 | 20 | 130 | 150 | 37 | 89 | 0 | 28 | 17 | 21 | 206 | 4.7 | | | | |
| Neto | 48 | 1 | 505 | 57 | 110 | .518 | 12 | 42 | .286 | 31 | 34 | .912 | 10 | 36 | 46 | 79 | 49 | 0 | 17 | 24 | 4 | 157 | 3.3 | | | | |
| Lopez | 37 | 2 | 299 | 48 | 75 | .640 | 2 | 4 | .500 | 14 | 18 | .778 | 23 | 28 | 51 | 19 | 43 | 0 | 2 | 25 | 8 | 112 | 3.0 | | | | |
| Diakite | 22 | 2 | 176 | 24 | 50 | .480 | 7 | 21 | .333 | 2 | 2 | 1.000 | 8 | 22 | 30 | 8 | 26 | 0 | 4 | 12 | 9 | 57 | 2.6 | | | | |
| I. Mobley | 12 | 0 | 84 | 12 | 28 | .429 | 3 | 8 | .375 | 4 | 4 | 1.000 | 4 | 16 | 20 | 3 | 8 | 0 | 4 | 1 | 3 | 31 | 2.6 | | | | |
| Windler | 3 | 0 | 10 | 2 | 3 | .667 | 1 | 2 | .500 | 0 | 0 | --- | 0 | 0 | 0 | 1 | 0 | 0 | 1 | 1 | 0 | 5 | 1.7 | | | | |
| CAVALIERS | 82 | - | 19880 | 3408 | 6984 | .488 | 950 | 2589 | .367 | 1439 | 1844 | .780 | 795 | 2574 | 3369 | 2045 | 1560 | 5 | 586 | 1094 | 384 | 9205 | 112.3 | | | | |
| OPPONENTS | 82 | - | 19880 | 3201 | 6847 | .468 | 924 | 2508 | .368 | 1438 | 1838 | .782 | 801 | 2580 | 3381 | 1888 | 1675 | 12 | 575 | 1284 | 360 | 8764 | 106.9 | | | | |

| PLAYER | -- SINGLE-GAME HIGHS -- | | | | | | | ----- AVERAGE PER GAME ----- | | | | | | | -CAREER HIGHS (C=SET, T=TIED THIS SEASON) - | | | | | | |
|-------------|-------------------------|-----|-----|----|----|----|-----|------------------------------|------|------|------|------|------|-------|---|-----|-----|-----|-----|-----|-----|
| | MIN | REB | AST | ST | TO | BL | PTS | MIN | REB | AST | STL | TO | BLK | PTS | FG | FGA | FT | FTA | REB | AST | PTS |
| Mitchell | 50 | 11 | 12 | 4 | 7 | 2 | 71 | 35.8 | 4.3 | 4.4 | 1.46 | 2.6 | 0.40 | 28.3 | 22C | 36 | 20C | 25C | 12 | 12C | 71C |
| Garland | 48 | 7 | 14 | 5 | 8 | 2 | 51 | 35.5 | 2.7 | 7.8 | 1.23 | 2.9 | 0.13 | 21.6 | 16C | 31C | 15 | 16 | 10 | 19 | 51C |
| E. Mobley | 45 | 18 | 7 | 3 | 6 | 8 | 38 | 34.4 | 9.0 | 2.8 | 0.76 | 1.8 | 1.51 | 16.2 | 19C | 27C | 9C | 11C | 18C | 7T | 38C |
| Allen | 46 | 20 | 6 | 3 | 6 | 4 | 24 | 32.6 | 9.8 | 1.7 | 0.79 | 1.4 | 1.24 | 14.3 | 13 | 20 | 10 | 16 | 24 | 8 | 29 |
| LeVert | 46 | 10 | 9 | 4 | 5 | 3 | 41 | 30.3 | 3.8 | 3.9 | 0.97 | 1.6 | 0.32 | 12.1 | 19 | 30 | 12 | 18 | 14 | 13 | 51 |
| Osman | 37 | 12 | 6 | 3 | 4 | 1 | 29 | 20.1 | 2.3 | 1.5 | 0.45 | 0.7 | 0.14 | 8.7 | 11T | 20 | 7 | 9 | 12T | 12 | 29T |
| Love | 38 | 17 | 10 | 1 | 4 | 1 | 29 | 20.0 | 6.8 | 1.9 | 0.17 | 1.1 | 0.17 | 8.5 | 16 | 31 | 19 | 24 | 31 | 10T | 51 |
| Okoro | 37 | 7 | 5 | 3 | 3 | 3 | 20 | 21.7 | 2.5 | 1.1 | 0.74 | 0.6 | 0.39 | 6.4 | 10 | 20 | 11 | 13 | 10 | 6 | 32 |
| Green (TOT) | 26 | 4 | 3 | 3 | 3 | 1 | 21 | 12.6 | 1.3 | 0.5 | 0.55 | 0.9 | 0.27 | 5.5 | 12 | 25 | 9 | 10 | 12 | 7 | 33 |
| Green (CLE) | 26 | 4 | 3 | 3 | 3 | 1 | 21 | 11.9 | 1.3 | 0.5 | 0.63 | 0.9 | 0.38 | 6.5 | | | | | | | |
| Stevens | 41 | 11 | 4 | 3 | 3 | 4 | 18 | 18.1 | 3.3 | 0.5 | 0.44 | 0.4 | 0.31 | 5.3 | 10 | 15T | 7 | 8 | 11T | 4T | 23 |
| Rubio | 26 | 5 | 9 | 3 | 3 | 2 | 13 | 17.2 | 2.1 | 3.5 | 0.79 | 0.9 | 0.18 | 5.2 | 13 | 25 | 13 | 14 | 13 | 19 | 37 |
| Merrill | 26 | 4 | 3 | 3 | 0 | 0 | 17 | 11.7 | 1.8 | 1.0 | 0.80 | 0.0 | 0.00 | 5.0 | 6T | 13 | 2T | 3 | 6 | 5 | 17C |
| Wade | 39 | 12 | 3 | 3 | 2 | 2 | 22 | 20.3 | 3.4 | 0.8 | 0.64 | 0.4 | 0.48 | 4.7 | 8T | 14 | 4T | 5T | 12T | 5 | 22C |
| Neto | 36 | 5 | 8 | 4 | 6 | 2 | 14 | 10.5 | 1.0 | 1.6 | 0.35 | 0.5 | 0.08 | 3.3 | 10 | 18 | 7 | 8 | 9 | 10 | 25 |
| Lopez | 19 | 6 | 3 | 1 | 3 | 2 | 12 | 8.1 | 1.4 | 0.5 | 0.05 | 0.7 | 0.22 | 3.0 | 13 | 22 | 15 | 17 | 20 | 11 | 30 |
| Diakite | 24 | 8 | 3 | 1 | 3 | 2 | 13 | 8.0 | 1.4 | 0.4 | 0.18 | 0.5 | 0.41 | 2.6 | 5C | 11 | 6 | 8 | 10 | 3C | 13T |
| I. Mobley | 29 | 4 | 2 | 3 | 1 | 2 | 18 | 7.0 | 1.7 | 0.3 | 0.33 | 0.1 | 0.25 | 2.6 | 7C | 12C | 2C | 2C | 4C | 2C | 18C |
| Windler | 4 | 0 | 1 | 1 | 1 | 0 | 3 | 3.5 | 0.0 | 0.3 | 0.33 | 0.3 | 0.00 | 1.7 | 5 | 10 | 4 | 4 | 10 | 4 | 15 |
| CAVALIERS | 290 | 58 | 35 | 14 | 23 | 13 | 145 | 242.4 | 41.1 | 24.9 | 7.15 | 13.3 | 4.68 | 112.3 | 65 | 142 | 51 | 59 | 69 | 45 | 154 |
| OPPONENTS | 290 | 54 | 34 | 15 | 24 | 9 | 136 | 242.4 | 41.2 | 23.0 | 7.01 | 15.7 | 4.39 | 106.9 | 65 | 123 | 46 | 59 | 80 | 48 | 153 |





CAVALIERS HOME STATISTICS (31-10)

| | -FIELD GOALS- | | | | | | -3-POINT FG-- | | | -FREE THROWS- | | | --REBOUNDS-- | | | | | | | | | | | |
|-------------|---------------|----|-------|------|------|-------|---------------|------|-------|---------------|-----|-------|--------------|------|------|------|-----|----|-----|-----|-----|------|-------|--|
| PLAYER | G | GS | MIN | FG | FGA | PCT | FG | FGA | PCT | FT | FTA | PCT | OFF | DEF | TOT | AST | PF | DQ | STL | TO | BLK | PTS | AVG | |
| Mitchell | 34 | 34 | 1196 | 329 | 674 | .488 | 126 | 309 | .408 | 154 | 181 | .851 | 31 | 114 | 145 | 157 | 83 | 0 | 57 | 87 | 19 | 938 | 27.6 | |
| Garland | 34 | 34 | 1220 | 278 | 570 | .488 | 90 | 208 | .433 | 137 | 150 | .913 | 15 | 76 | 91 | 282 | 75 | 0 | 39 | 104 | 4 | 783 | 23.0 | |
| E. Mobley | 40 | 40 | 1376 | 258 | 459 | .562 | 13 | 55 | .236 | 95 | 143 | .664 | 89 | 277 | 366 | 119 | 107 | 0 | 26 | 78 | 54 | 624 | 15.6 | |
| Allen | 35 | 35 | 1141 | 210 | 317 | .662 | 1 | 7 | .143 | 94 | 130 | .723 | 118 | 238 | 356 | 54 | 75 | 0 | 31 | 58 | 39 | 515 | 14.7 | |
| LeVert | 37 | 13 | 1098 | 144 | 365 | .395 | 65 | 171 | .380 | 61 | 88 | .693 | 22 | 111 | 133 | 139 | 89 | 1 | 34 | 55 | 17 | 414 | 11.2 | |
| Osman | 40 | 1 | 885 | 143 | 318 | .450 | 65 | 186 | .349 | 49 | 72 | .681 | 17 | 82 | 99 | 64 | 63 | 0 | 20 | 22 | 6 | 400 | 10.0 | |
| Love | 20 | 2 | 402 | 51 | 130 | .392 | 33 | 95 | .347 | 30 | 33 | .909 | 19 | 121 | 140 | 36 | 36 | 1 | 1 | 24 | 3 | 165 | 8.3 | |
| Merrill | 3 | 0 | 33 | 7 | 15 | .467 | 3 | 11 | .273 | 2 | 2 | 1.000 | 0 | 5 | 5 | 2 | 2 | 0 | 3 | 0 | 0 | 19 | 6.3 | |
| Okoro | 38 | 22 | 799 | 87 | 174 | .500 | 30 | 89 | .337 | 33 | 46 | .717 | 21 | 69 | 90 | 46 | 71 | 1 | 28 | 21 | 18 | 237 | 6.2 | |
| Stevens | 31 | 15 | 566 | 66 | 142 | .465 | 15 | 49 | .306 | 17 | 27 | .630 | 24 | 85 | 109 | 19 | 38 | 0 | 12 | 17 | 5 | 164 | 5.3 | |
| Wade | 22 | 6 | 416 | 41 | 90 | .456 | 23 | 58 | .397 | 11 | 14 | .786 | 9 | 60 | 69 | 17 | 36 | 0 | 16 | 8 | 8 | 116 | 5.3 | |
| Green (TOT) | 7 | 0 | 86 | 12 | 29 | .414 | 9 | 23 | .391 | 1 | 1 | 1.000 | 2 | 6 | 8 | 3 | 11 | 0 | 2 | 9 | 2 | 34 | 4.9 | |
| Green (CLE) | 4 | 0 | 43 | 9 | 18 | .500 | 6 | 15 | .400 | 1 | 1 | 1.000 | 1 | 3 | 4 | 1 | 5 | 0 | 1 | 6 | 2 | 25 | 6.3 | |
| Rubio | 16 | 1 | 282 | 23 | 79 | .291 | 7 | 38 | .184 | 18 | 23 | .783 | 5 | 31 | 36 | 54 | 23 | 0 | 18 | 16 | 4 | 71 | 4.4 | |
| Neto | 25 | 1 | 278 | 31 | 61 | .508 | 3 | 20 | .150 | 22 | 24 | .917 | 6 | 11 | 17 | 40 | 34 | 0 | 11 | 10 | 3 | 87 | 3.5 | |
| Lopez | 18 | 0 | 156 | 24 | 37 | .649 | 1 | 2 | .500 | 4 | 6 | .667 | 10 | 16 | 26 | 9 | 24 | 0 | 1 | 15 | 3 | 53 | 2.9 | |
| Diakite | 10 | 1 | 86 | 10 | 24 | .417 | 4 | 11 | .364 | 0 | 0 | --- | 3 | 10 | 13 | 7 | 13 | 0 | 2 | 5 | 4 | 24 | 2.4 | |
| Windler | 2 | 0 | 6 | 1 | 1 | 1.000 | 1 | 1 | 1.000 | 0 | 0 | --- | 0 | 0 | 0 | 0 | 0 | 0 | 0 | 0 | 0 | 3 | 1.5 | |
| I. Mobley | 4 | 0 | 31 | 0 | 7 | .000 | 0 | 3 | .000 | 2 | 2 | 1.000 | 1 | 6 | 7 | 2 | 3 | 0 | 0 | 0 | 0 | 2 | 0.5 | |
| TEAM | 41 | - | 10015 | 1712 | 3481 | .492 | 486 | 1328 | .366 | 730 | 942 | .775 | 391 | 1315 | 1706 | 1048 | 777 | 3 | 300 | 565 | 189 | 4640 | 113.2 | |
| OPPONENTS | 41 | - | 10015 | 1580 | 3460 | .457 | 452 | 1273 | .355 | 692 | 876 | .790 | 419 | 1283 | 1702 | 944 | 863 | 9 | 293 | 663 | 169 | 4304 | 105.0 | |

| PLAYER | -- SINGLE-GAME HIGHS -- | | | | | | | ----- AVERAGE PER GAME ----- | | | | | | | ----- AVERAGE PER 48 MINUTES ----- | | | | | | |
|------------------|-------------------------|-----------|-----------|-----------|-----------|----------|------------|------------------------------|-------------|-------------|-------------|-------------|-------------|--------------|------------------------------------|-------------|-------------|-------------|-------------|-------------|--------------|
| | MIN | REB | AST | ST | TO | BL | PTS | MIN | REB | AST | STL | TO | BLK | PTS | REB | AST | PF | STL | TO | BLK | PTS |
| Mitchell | 50 | 11 | 12 | 4 | 6 | 2 | 71 | 35.2 | 4.3 | 4.6 | 1.68 | 2.6 | 0.56 | 27.6 | 5.8 | 6.3 | 3.3 | 2.29 | 3.5 | 0.76 | 37.6 |
| Garland | 48 | 7 | 12 | 5 | 8 | 2 | 51 | 35.9 | 2.7 | 8.3 | 1.15 | 3.1 | 0.12 | 23.0 | 3.6 | 11.1 | 3.0 | 1.53 | 4.1 | 0.16 | 30.8 |
| E. Mobley | 45 | 18 | 6 | 2 | 4 | 4 | 38 | 34.4 | 9.2 | 3.0 | 0.65 | 2.0 | 1.35 | 15.6 | 12.8 | 4.2 | 3.7 | 0.91 | 2.7 | 1.88 | 21.8 |
| Allen | 46 | 16 | 5 | 3 | 6 | 4 | 24 | 32.6 | 10.2 | 1.5 | 0.89 | 1.7 | 1.11 | 14.7 | 15.0 | 2.3 | 3.2 | 1.30 | 2.4 | 1.64 | 21.7 |
| LeVert | 46 | 8 | 9 | 4 | 5 | 3 | 24 | 29.7 | 3.6 | 3.8 | 0.92 | 1.5 | 0.46 | 11.2 | 5.8 | 6.1 | 3.9 | 1.49 | 2.4 | 0.74 | 18.1 |
| Osman | 37 | 12 | 4 | 3 | 2 | 1 | 29 | 22.1 | 2.5 | 1.6 | 0.50 | 0.6 | 0.15 | 10.0 | 5.4 | 3.5 | 3.4 | 1.08 | 1.2 | 0.33 | 21.7 |
| Love | 38 | 17 | 5 | 1 | 2 | 1 | 29 | 20.1 | 7.0 | 1.8 | 0.05 | 1.2 | 0.15 | 8.3 | 16.7 | 4.3 | 4.3 | 0.12 | 2.9 | 0.36 | 19.7 |
| Merrill | 26 | 4 | 1 | 3 | 0 | 0 | 17 | 10.9 | 1.7 | 0.7 | 1.00 | 0.0 | 0.00 | 6.3 | 7.3 | 2.9 | 2.9 | 4.36 | 0.0 | 0.00 | 27.6 |
| Okoro | 37 | 6 | 5 | 3 | 3 | 2 | 15 | 21.0 | 2.4 | 1.2 | 0.74 | 0.6 | 0.47 | 6.2 | 5.4 | 2.8 | 4.3 | 1.68 | 1.3 | 1.08 | 14.2 |
| Stevens | 31 | 8 | 2 | 3 | 3 | 2 | 15 | 18.3 | 3.5 | 0.6 | 0.39 | 0.5 | 0.16 | 5.3 | 9.2 | 1.6 | 3.2 | 1.02 | 1.4 | 0.42 | 13.9 |
| Wade | 33 | 9 | 3 | 3 | 2 | 1 | 22 | 18.9 | 3.1 | 0.8 | 0.73 | 0.4 | 0.36 | 5.3 | 8.0 | 2.0 | 4.2 | 1.85 | 0.9 | 0.92 | 13.4 |
| Green (TOT) | 25 | 4 | 1 | 1 | 3 | 1 | 13 | 12.3 | 1.1 | 0.4 | 0.29 | 1.3 | 0.29 | 4.9 | 4.5 | 1.7 | 6.1 | 1.12 | 5.0 | 1.12 | 19.0 |
| Green (CLE) | 25 | 4 | 1 | 1 | 3 | 1 | 13 | 10.7 | 1.0 | 0.3 | 0.25 | 1.5 | 0.50 | 6.3 | 4.5 | 1.1 | 5.6 | 1.12 | 6.7 | 2.23 | 27.9 |
| Rubio | 26 | 5 | 7 | 3 | 3 | 2 | 13 | 17.6 | 2.3 | 3.4 | 1.13 | 1.0 | 0.25 | 4.4 | 6.1 | 9.2 | 3.9 | 3.06 | 2.7 | 0.68 | 12.1 |
| Neto | 36 | 3 | 8 | 4 | 2 | 2 | 14 | 11.1 | 0.7 | 1.6 | 0.44 | 0.4 | 0.12 | 3.5 | 2.9 | 6.9 | 5.9 | 1.90 | 1.7 | 0.52 | 15.0 |
| Lopez | 19 | 6 | 2 | 1 | 3 | 1 | 10 | 8.7 | 1.4 | 0.5 | 0.06 | 0.8 | 0.17 | 2.9 | 8.0 | 2.8 | 7.4 | 0.31 | 4.6 | 0.92 | 16.3 |
| Diakite | 23 | 5 | 3 | 1 | 2 | 1 | 9 | 8.6 | 1.3 | 0.7 | 0.20 | 0.5 | 0.40 | 2.4 | 7.3 | 3.9 | 7.3 | 1.12 | 2.8 | 2.23 | 13.4 |
| Windler | 4 | 0 | 0 | 0 | 0 | 0 | 3 | 3.1 | 0.0 | 0.0 | 0.00 | 0.0 | 0.00 | 1.5 | 0.0 | 0.0 | 0.0 | 0.00 | 0.0 | 0.00 | 24.0 |
| I. Mobley | 23 | 4 | 2 | 0 | 0 | 0 | 2 | 7.8 | 1.8 | 0.5 | 0.00 | 0.0 | 0.00 | 0.5 | 10.8 | 3.1 | 4.6 | 0.00 | 0.0 | 0.00 | 3.1 |
| TEAM | 290 | 58 | 35 | 14 | 23 | 9 | 145 | 244.3 | 41.6 | 25.6 | 7.32 | 13.8 | 4.61 | 113.2 | 40.9 | 25.1 | 18.6 | 7.19 | 13.5 | 4.53 | 111.2 |
| OPPONENTS | 290 | 53 | 34 | 11 | 24 | 9 | 134 | 244.3 | 41.5 | 23.0 | 7.15 | 16.2 | 4.12 | 105.0 | 40.8 | 22.6 | 20.7 | 7.02 | 15.9 | 4.05 | 103.1 |





CAVALIERS ROAD STATISTICS (20-21)

| | -FIELD GOALS- | | | | | | -3-POINT FG-- | | | -FREE THROWS- | | | --REBOUNDS-- | | | | | | | | | | | |
|-------------|---------------|----|------|------|------|------|---------------|------|------|---------------|-----|-------|--------------|------|------|-----|-----|----|-----|-----|-----|------|-------|--|
| PLAYER | G | GS | MIN | FG | FGA | PCT | FG | FGA | PCT | FT | FTA | PCT | OFF | DEF | TOT | AST | PF | DQ | STL | TO | BLK | PTS | AVG | |
| Mitchell | 34 | 34 | 1236 | 350 | 728 | .481 | 119 | 326 | .365 | 165 | 187 | .882 | 32 | 112 | 144 | 144 | 85 | 0 | 42 | 93 | 8 | 984 | 28.9 | |
| Garland | 35 | 35 | 1228 | 244 | 559 | .436 | 79 | 204 | .387 | 140 | 171 | .819 | 13 | 81 | 94 | 256 | 73 | 0 | 46 | 95 | 5 | 707 | 20.2 | |
| E. Mobley | 39 | 39 | 1339 | 267 | 488 | .547 | 9 | 47 | .191 | 110 | 161 | .683 | 98 | 247 | 345 | 105 | 111 | 2 | 34 | 68 | 65 | 653 | 16.7 | |
| Allen | 33 | 33 | 1076 | 193 | 309 | .625 | 0 | 3 | .000 | 68 | 91 | .747 | 103 | 207 | 310 | 59 | 78 | 0 | 23 | 35 | 45 | 454 | 13.8 | |
| LeVert | 37 | 17 | 1142 | 176 | 377 | .467 | 62 | 153 | .405 | 69 | 92 | .750 | 31 | 118 | 149 | 148 | 81 | 0 | 38 | 61 | 7 | 483 | 13.1 | |
| Love | 21 | 1 | 419 | 60 | 155 | .387 | 36 | 100 | .360 | 26 | 30 | .867 | 23 | 117 | 140 | 40 | 29 | 0 | 6 | 23 | 4 | 182 | 8.7 | |
| Osman | 37 | 1 | 663 | 96 | 212 | .453 | 51 | 126 | .405 | 26 | 36 | .722 | 8 | 69 | 77 | 51 | 59 | 0 | 15 | 30 | 5 | 269 | 7.3 | |
| Green (TOT) | 4 | 0 | 52 | 10 | 20 | .500 | 7 | 14 | .500 | 0 | 0 | --- | 1 | 5 | 6 | 3 | 5 | 0 | 4 | 1 | 1 | 27 | 6.8 | |
| Green (CLE) | 4 | 0 | 52 | 10 | 20 | .500 | 7 | 14 | .500 | 0 | 0 | --- | 1 | 5 | 6 | 3 | 5 | 0 | 4 | 1 | 1 | 27 | 6.8 | |
| Okoro | 38 | 24 | 853 | 88 | 180 | .489 | 32 | 82 | .390 | 45 | 57 | .789 | 31 | 66 | 97 | 41 | 87 | 0 | 28 | 21 | 12 | 253 | 6.7 | |
| Rubio | 17 | 1 | 284 | 38 | 99 | .384 | 14 | 44 | .318 | 10 | 12 | .833 | 4 | 30 | 34 | 61 | 28 | 0 | 8 | 15 | 2 | 100 | 5.9 | |
| Stevens | 31 | 10 | 554 | 63 | 146 | .432 | 15 | 46 | .326 | 23 | 30 | .767 | 24 | 74 | 98 | 14 | 41 | 0 | 15 | 10 | 14 | 164 | 5.3 | |
| Wade | 22 | 7 | 475 | 32 | 87 | .368 | 22 | 69 | .319 | 4 | 9 | .444 | 11 | 70 | 81 | 20 | 53 | 0 | 12 | 9 | 13 | 90 | 4.1 | |
| I. Mobley | 8 | 0 | 53 | 12 | 21 | .571 | 3 | 5 | .600 | 2 | 2 | 1.000 | 3 | 10 | 13 | 1 | 5 | 0 | 4 | 1 | 3 | 29 | 3.6 | |
| Lopez | 19 | 2 | 142 | 24 | 38 | .632 | 1 | 2 | .500 | 10 | 12 | .833 | 13 | 12 | 25 | 10 | 19 | 0 | 1 | 10 | 5 | 59 | 3.1 | |
| Neto | 23 | 0 | 227 | 26 | 49 | .531 | 9 | 22 | .409 | 9 | 10 | .900 | 4 | 25 | 29 | 39 | 15 | 0 | 6 | 14 | 1 | 70 | 3.0 | |
| Merrill | 2 | 0 | 26 | 2 | 7 | .286 | 2 | 7 | .286 | 0 | 0 | --- | 0 | 4 | 4 | 3 | 1 | 0 | 1 | 0 | 0 | 6 | 3.0 | |
| Diakite | 12 | 1 | 90 | 14 | 26 | .538 | 3 | 10 | .300 | 2 | 2 | 1.000 | 5 | 12 | 17 | 1 | 13 | 0 | 2 | 7 | 5 | 33 | 2.8 | |
| Windler | 1 | 0 | 4 | 1 | 2 | .500 | 0 | 1 | .000 | 0 | 0 | --- | 0 | 0 | 0 | 1 | 0 | 0 | 1 | 1 | 0 | 2 | 2.0 | |
| TEAM | 41 | - | 9865 | 1696 | 3503 | .484 | 464 | 1261 | .368 | 709 | 902 | .786 | 404 | 1259 | 1663 | 997 | 783 | 2 | 286 | 529 | 195 | 4565 | 111.3 | |
| OPPONENTS | 41 | - | 9865 | 1621 | 3387 | .479 | 472 | 1235 | .382 | 746 | 962 | .775 | 382 | 1297 | 1679 | 944 | 812 | 3 | 282 | 621 | 191 | 4460 | 108.8 | |

| PLAYER | -- SINGLE-GAME HIGHS -- | | | | | | | ----- AVERAGE PER GAME ----- | | | | | | | ----- AVERAGE PER 48 MINUTES ----- | | | | | | |
|------------------|-------------------------|-----------|-----------|-----------|-----------|-----------|------------|------------------------------|-------------|-------------|-------------|-------------|-------------|--------------|------------------------------------|-------------|-------------|-------------|-------------|-------------|--------------|
| | MIN | REB | AST | ST | TO | BL | PTS | MIN | REB | AST | STL | TO | BLK | PTS | REB | AST | PF | STL | TO | BLK | PTS |
| Mitchell | 46 | 10 | 9 | 4 | 7 | 1 | 46 | 36.4 | 4.2 | 4.2 | 1.24 | 2.7 | 0.24 | 28.9 | 5.6 | 5.6 | 3.3 | 1.63 | 3.6 | 0.31 | 38.2 |
| Garland | 43 | 7 | 14 | 4 | 5 | 1 | 33 | 35.1 | 2.7 | 7.3 | 1.31 | 2.7 | 0.14 | 20.2 | 3.7 | 10.0 | 2.9 | 1.80 | 3.7 | 0.20 | 27.6 |
| E. Mobley | 42 | 16 | 7 | 3 | 6 | 8 | 28 | 34.3 | 8.8 | 2.7 | 0.87 | 1.7 | 1.67 | 16.7 | 12.4 | 3.8 | 4.0 | 1.22 | 2.4 | 2.33 | 23.4 |
| Allen | 40 | 20 | 6 | 3 | 4 | 4 | 24 | 32.6 | 9.4 | 1.8 | 0.70 | 1.1 | 1.36 | 13.8 | 13.8 | 2.6 | 3.5 | 1.03 | 1.6 | 2.01 | 20.3 |
| LeVert | 43 | 10 | 9 | 4 | 5 | 1 | 41 | 30.9 | 4.0 | 4.0 | 1.03 | 1.6 | 0.19 | 13.1 | 6.3 | 6.2 | 3.4 | 1.60 | 2.6 | 0.29 | 20.3 |
| Love | 34 | 12 | 10 | 1 | 4 | 1 | 21 | 20.0 | 6.7 | 1.9 | 0.29 | 1.1 | 0.19 | 8.7 | 16.0 | 4.6 | 3.3 | 0.69 | 2.6 | 0.46 | 20.8 |
| Osman | 32 | 5 | 6 | 3 | 4 | 1 | 24 | 17.9 | 2.1 | 1.4 | 0.41 | 0.8 | 0.14 | 7.3 | 5.6 | 3.7 | 4.3 | 1.09 | 2.2 | 0.36 | 19.5 |
| Green (TOT) | 26 | 3 | 3 | 3 | 1 | 1 | 21 | 13.1 | 1.5 | 0.8 | 1.00 | 0.3 | 0.25 | 6.8 | 5.5 | 2.8 | 4.6 | 3.69 | 0.9 | 0.92 | 24.9 |
| Green (CLE) | 26 | 3 | 3 | 3 | 1 | 1 | 21 | 13.1 | 1.5 | 0.8 | 1.00 | 0.3 | 0.25 | 6.8 | 5.5 | 2.8 | 4.6 | 3.69 | 0.9 | 0.92 | 24.9 |
| Okoro | 36 | 7 | 5 | 3 | 3 | 3 | 20 | 22.5 | 2.6 | 1.1 | 0.74 | 0.6 | 0.32 | 6.7 | 5.5 | 2.3 | 4.9 | 1.58 | 1.2 | 0.68 | 14.2 |
| Rubio | 25 | 5 | 9 | 2 | 3 | 1 | 11 | 16.7 | 2.0 | 3.6 | 0.47 | 0.9 | 0.12 | 5.9 | 5.7 | 10.3 | 4.7 | 1.35 | 2.5 | 0.34 | 16.9 |
| Stevens | 41 | 11 | 4 | 3 | 1 | 4 | 18 | 17.9 | 3.2 | 0.5 | 0.48 | 0.3 | 0.45 | 5.3 | 8.5 | 1.2 | 3.6 | 1.30 | 0.9 | 1.21 | 14.2 |
| Wade | 39 | 12 | 3 | 2 | 2 | 2 | 15 | 21.6 | 3.7 | 0.9 | 0.55 | 0.4 | 0.59 | 4.1 | 8.2 | 2.0 | 5.4 | 1.21 | 0.9 | 1.31 | 9.1 |
| I. Mobley | 29 | 4 | 1 | 3 | 1 | 2 | 18 | 6.6 | 1.6 | 0.1 | 0.50 | 0.1 | 0.38 | 3.6 | 11.8 | 0.9 | 4.5 | 3.62 | 0.9 | 2.72 | 26.3 |
| Lopez | 19 | 5 | 3 | 1 | 2 | 2 | 12 | 7.5 | 1.3 | 0.5 | 0.05 | 0.5 | 0.26 | 3.1 | 8.5 | 3.4 | 6.4 | 0.34 | 3.4 | 1.69 | 19.9 |
| Neto | 24 | 5 | 8 | 2 | 6 | 1 | 10 | 9.9 | 1.3 | 1.7 | 0.26 | 0.6 | 0.04 | 3.0 | 6.1 | 8.2 | 3.2 | 1.27 | 3.0 | 0.21 | 14.8 |
| Merrill | 22 | 4 | 3 | 1 | 0 | 0 | 6 | 13.0 | 2.0 | 1.5 | 0.50 | 0.0 | 0.00 | 3.0 | 7.4 | 5.5 | 1.8 | 1.85 | 0.0 | 0.00 | 11.1 |
| Diakite | 24 | 8 | 1 | 1 | 3 | 2 | 13 | 7.5 | 1.4 | 0.1 | 0.17 | 0.6 | 0.42 | 2.8 | 9.1 | 0.5 | 6.9 | 1.07 | 3.7 | 2.67 | 17.6 |
| Windler | 4 | 0 | 1 | 1 | 1 | 0 | 2 | 4.1 | 0.0 | 1.0 | 1.00 | 1.0 | 0.00 | 2.0 | 0.0 | 12.0 | 0.0 | 12.00 | 12.0 | 0.00 | 24.0 |
| TEAM | 265 | 50 | 33 | 13 | 21 | 13 | 132 | 240.6 | 40.6 | 24.3 | 6.98 | 12.9 | 4.76 | 111.3 | 40.5 | 24.3 | 19.0 | 6.96 | 12.9 | 4.74 | 111.1 |
| OPPONENTS | 265 | 54 | 30 | 15 | 24 | 9 | 136 | 240.6 | 41.0 | 23.0 | 6.88 | 15.1 | 4.66 | 108.8 | 40.8 | 23.0 | 19.8 | 6.86 | 15.1 | 4.65 | 108.5 |





2022-2023 HIGH GAMES

| PLAYER | MINUTES | FIELD | FREE | ----- REBOUNDS ----- | | | ASSISTS | STEALS | TURNOVERS | BLOCKED | POINTS |
|-------------------------|-------------------------------|------------------------------|------------------------------|------------------------------|------------------------------|------------------------------|------------------------------|------------------------------|------------------------------|------------------------------|------------------------------|
| | | GOALS | THROWS | OFFENSIVE | DEFENSIVE | TOTAL | | | | SHOTS | |
| JARRETT ALLEN | 46C NOV. 18 vs Cha. | 12 JAN. 24 at N.Y. | 8 MAR. 26 vs Hou. | 9 FEB. 8 vs Det. | 16 NOV. 7 at LA-C | 20 NOV. 7 at LA-C | 6 JAN. 12 at Port. | 3T(3) MAR. 1 at Bos. | 6T NOV. 23 vs Port. | 4 (2) MAR. 10 at Miami | 24 (6) MAR. 26 vs Hou. |
| MAMADI DIAKITE | 24 APR. 6 at Orl. | 5C APR. 6 at Orl. | 2 APR. 6 at Orl. | 2 (2) APR. 6 at Orl. | 6 APR. 6 at Orl. | 8 APR. 6 at Orl. | 3C APR. 9 vs Cha. | 1 (4) APR. 9 vs Cha. | 3C APR. 6 at Orl. | 2 NOV. 27 at Det. | 13T APR. 6 at Orl. |
| DARIUS GARLAND | 48C NOV. 18 vs Cha. | 16C(2) NOV. 18 vs Cha. | 13 DEC. 26 vs Brk. | 2 (5) MAR. 17 vs Wash. | 7 DEC. 17 vs Dall. | 7 (2) DEC. 17 vs Dall. | 14 JAN. 18 at Mem. | 5C NOV. 18 vs Cha. | 8T(2) NOV. 21 vs Atl. | 2C FEB. 26 vs Tor. | 51C NOV. 13 vs Minn. |
| DANNY GREEN Cle. | 26 APR. 6 at Orl. | 8 APR. 6 at Orl. | 1 FEB. 26 vs Tor. | 1 (2) APR. 9 vs Cha. | 3 (2) APR. 9 vs Cha. | 4 APR. 9 vs Cha. | 3 APR. 6 at Orl. | 3 APR. 6 at Orl. | 3 APR. 9 vs Cha. | 1 (3) APR. 9 vs Cha. | 21 APR. 6 at Orl. |
| CARIS LEVERT | 46C NOV. 2 vs Bos. | 12 OCT. 28 at Bos. | 11 OCT. 28 at Bos. | 4 (2) MAR. 1 at Bos. | 8 FEB. 6 at Wash. | 10 NOV. 9 at Sac. | 9 (3) FEB. 23 vs Den. | 4 (2) MAR. 17 vs Wash. | 5 (2) NOV. 9 at Sac. | 3T(2) APR. 2 vs Ind. | 41 OCT. 28 at Bos. |
| ROBIN LOPEZ | 19 (3) APR. 9 vs Cha. | 6 OCT. 22 at Chi. | 3 (2) NOV. 28 at Tor. | 4 OCT. 23 vs Wash. | 3 (3) MAR. 12 at Cha. | 6 OCT. 23 vs Wash. | 3 APR. 6 at Orl. | 1 (2) APR. 6 at Orl. | 3 NOV. 30 vs Phil. | 2 MAR. 12 at Cha. | 12 OCT. 22 at Chi. |
| KEVIN LOVE | 38 JAN. 2 vs Chi. | 9 OCT. 30 vs N.Y. | 5 (2) NOV. 13 vs Minn. | 4 NOV. 4 at Det. | 16 JAN. 2 vs Chi. | 17 JAN. 2 vs Chi. | 10T NOV. 4 at Det. | 1 (7) JAN. 6 at Den. | 4 DEC. 4 at N.Y. | 1 (7) JAN. 4 vs Phoe. | 29 OCT. 30 vs N.Y. |
| SAM MERRILL | 26 APR. 9 vs Cha. | 6T APR. 9 vs Cha. | 2T APR. 9 vs Cha. | 0 | 4 (2) APR. 9 vs Cha. | 4 (2) APR. 9 vs Cha. | 3 APR. 6 at Orl. | 3T APR. 9 vs Cha. | 0 | 0 | 17C APR. 9 vs Cha. |
| DONOVAN MITCHELL | 50C JAN. 2 vs Chi. | 22C JAN. 2 vs Chi. | 20C JAN. 2 vs Chi. | 4 (2) MAR. 6 vs Bos. | 10C NOV. 11 at G.S. | 11 MAR. 6 vs Bos. | 12C OCT. 30 vs N.Y. | 4 (5) FEB. 23 vs Den. | 7 (2) DEC. 31 at Chi. | 2T(3) FEB. 11 vs Chi. | 71C JAN. 2 vs Chi. |
| ISIAHA MOBLEY | 29C APR. 6 at Orl. | 7C APR. 6 at Orl. | 2C(2) APR. 9 vs Cha. | 2C APR. 6 at Orl. | 3C(3) APR. 9 vs Cha. | 4C(3) APR. 9 vs Cha. | 2C APR. 9 vs Cha. | 3C APR. 6 at Orl. | 1C APR. 6 at Orl. | 2C APR. 6 at Orl. | 18C APR. 6 at Orl. |
| EVAN MOBLEY | 45C NOV. 18 vs Cha. | 19C JAN. 21 vs Milw. | 9C JAN. 26 at Hou. | 8C NOV. 11 at G.S. | 13T NOV. 18 vs Cha. | 18C NOV. 18 vs Cha. | 7T DEC. 29 at Ind. | 3 (2) FEB. 10 at N.O. | 6C JAN. 18 at Mem. | 8C NOV. 4 at Det. | 38C JAN. 21 vs Milw. |
| RAUL NETO | 36 FEB. 8 vs Det. | 5 (2) FEB. 8 vs Det. | 5 APR. 9 vs Cha. | 1 (10) APR. 9 vs Cha. | 5 NOV. 4 at Det. | 5 NOV. 4 at Det. | 8 (2) APR. 6 at Orl. | 4 FEB. 8 vs Det. | 6C APR. 6 at Orl. | 2T JAN. 20 vs G.S. | 14 (2) FEB. 8 vs Det. |
| ISAAC OKORO | 37 FEB. 13 vs S.A. | 7 FEB. 5 at Ind. | 6 NOV. 25 at Milw. | 4 NOV. 28 at Tor. | 6 (2) DEC. 17 vs Dall. | 7 (2) DEC. 31 at Chi. | 5 (2) FEB. 8 vs Det. | 3 (3) FEB. 2 vs Mem. | 3 (2) JAN. 31 vs Miami | 3T DEC. 12 at S.A. | 20 FEB. 5 at Ind. |
| CEDI OSMAN | 37 NOV. 20 vs Miami | 11T JAN. 29 vs LA-C | 5 DEC. 16 vs Ind. | 4 NOV. 20 vs Miami | 8 NOV. 20 vs Miami | 12T NOV. 20 vs Miami | 6 NOV. 4 at Det. | 3 (3) DEC. 9 vs Sac. | 4 NOV. 4 at Det. | 1 (11) MAR. 31 vs N.Y. | 29T JAN. 29 vs LA-C |
| RICKY RUBIO | 26 APR. 9 vs Cha. | 5 MAR. 14 at Cha. | 7 FEB. 13 vs S.A. | 2 MAR. 4 vs Det. | 5 (2) MAR. 14 at Cha. | 5 (4) APR. 9 vs Cha. | 9 FEB. 5 at Ind. | 3 FEB. 11 vs Chi. | 3 (4) APR. 9 vs Cha. | 2T MAR. 4 vs Det. | 13 FEB. 2 vs Mem. |
| LAMAR STEVENS | 41C MAR. 28 at Atl. | 8 DEC. 14 at Dall. | 5 (2) NOV. 23 vs Port. | 6C MAR. 6 vs Bos. | 11C DEC. 14 at Dall. | 11T DEC. 14 at Dall. | 4T FEB. 24 at Atl. | 3T(2) JAN. 10 at Utah | 3T DEC. 26 vs Brk. | 4C NOV. 16 at Milw. | 18 DEC. 14 at Dall. |
| DEAN WADE | 39 OCT. 28 at Bos. | 8T OCT. 30 vs N.Y. | 4T OCT. 23 vs Wash. | 2 (4) APR. 6 at Orl. | 10T NOV. 25 at Milw. | 12T NOV. 25 at Milw. | 3 (2) FEB. 5 at Ind. | 3T(2) APR. 9 vs Cha. | 2T(2) APR. 6 at Orl. | 2 (2) FEB. 15 at Phil. | 22C OCT. 30 vs N.Y. |
| DYLAN WINDLER | 4 (2) MAR. 17 vs Wash. | 1 (2) MAR. 17 vs Wash. | 0 | 0 | 0 | 0 | 1 MAR. 14 at Cha. | 1 MAR. 14 at Cha. | 1 MAR. 14 at Cha. | 0 | 3 MAR. 17 vs Wash. |
| CAVALIERS High Games | 290 NOV. 18 vs Cha. | 50 DEC. 29 at Ind. | 33 JAN. 2 vs Chi. | 18 JAN. 6 at Den. | 43 NOV. 18 vs Cha. | 58 MAR. 6 vs Bos. | 35 JAN. 29 vs LA-C | 14 MAR. 4 vs Det. | 23 DEC. 19 vs Utah | 13 NOV. 4 at Det. | 145 JAN. 2 vs Chi. |
| CAVALIERS Low Games | 240 (75) APR. 9 vs Cha. | 29 DEC. 4 at N.Y. | 6 JAN. 31 vs Miami | 3 (3) MAR. 31 vs N.Y. | 21 MAR. 15 vs Phil. | 30 (2) APR. 4 at Orl. | 12 NOV. 25 at Milw. | 1 JAN. 2 vs Chi. | 5 JAN. 10 at Utah | 1 (4) JAN. 12 at Port. | 81 DEC. 4 at N.Y. |
| OPPONENTS High Games | 290 NOV. 18 vs Cha. | 50 FEB. 24 at Atl. | 30 (3) JAN. 10 at Utah | 19 (2) MAR. 21 at Brk. | 44 NOV. 2 vs Bos. | 54 (2) JAN. 10 at Utah | 34 DEC. 16 vs Ind. | 15 (2) DEC. 31 at Chi. | 24 (2) MAR. 8 at Miami | 9 (2) NOV. 25 at Milw. | 136 FEB. 24 at Atl. |
| OPPONENTS Low Games | 240 (75) APR. 9 vs Cha. | 29 DEC. 14 at Dall. | 8 (2) DEC. 2 vs Orl. | 2 NOV. 9 at Sac. | 19 NOV. 20 vs Miami | 24 NOV. 9 at Sac. | 14 (2) DEC. 31 at Chi. | 2 DEC. 14 at Dall. | 7 JAN. 2 vs Chi. | 0 JAN. 29 vs LA-C | 85 (2) FEB. 8 vs Det. |

"C" indicates a new career-high, "T" a tied career-high.

Numbers in parentheses indicate the number of games in which a player or team has reached a given total (if more than one).





| CLEVELAND CAVALIERS | | | OPPONENTS | |
|-----------------------|-------|--|-----------|---|
| Points | 71 | Donovan Mitchell vs. CHI 01/02/2023 | 50 | Damian Lillard at POR 01/12/2023 |
| Points in a Quarter | 27 | Darius Garland (4th) vs. MIN 11/13/2022 | 21 | Jalen Brunson (1st) vs. NYK 03/31/2023 |
| Points in a Half | 55 | Donovan Mitchell (2nd) vs. CHI 01/02/2023 | 33 | Jalen Brunson (1st) vs. NYK 03/31/2023 |
| Field Goals | 22 | Donovan Mitchell vs. CHI 01/02/2023 | 18 | Jalen Brunson vs. NYK 03/31/2023 |
| Field Goal Attempts | 34 | Donovan Mitchell vs. BOS 03/06/2023 | 32 | Jalen Brunson vs. NYK 03/31/2023 |
| | 34 | Donovan Mitchell vs. CHI 01/02/2023 | 32 | DeMar DeRozan vs. CHI 01/02/2023 |
| | | | 32 | Terry Rozier vs. CHA 11/18/2022 |
| Field Goal Percentage | 1.000 | Isaac Okoro (6-6) at MEM 01/18/2023 | 1.000 | Kentavious Caldwell-Pope (6-6) vs. DEN 02/23/2023 |
| 3-PT Field Goal | 10 | Darius Garland vs. MIN 11/13/2022 | 8 | Julius Randle at NYK 01/24/2023 |
| 3-PT FG Attempts | 18 | Donovan Mitchell at UTA 01/10/2023 | 16 | Terry Rozier vs. CHA 11/18/2022 |
| 3-PT FG Percentage | 1.000 | Cedi Osman (7-7) vs. LAC 01/29/2023 | 1.000 | Kentavious Caldwell-Pope (4-4) vs. DEN 02/23/2023 |
| Free Throws | 20 | Donovan Mitchell vs. CHI 01/02/2023 | 14 | Trae Young at ATL 02/24/2023 |
| Free Throw Attempts | 25 | Donovan Mitchell vs. CHI 01/02/2023 | 16 | Giannis Antetokounmpo vs. MIL 12/21/2022 |
| Free Throw Percentage | 1.000 | Donovan Mitchell (11-11) at UTA 01/10/2023 | 1.000 | Joel Embiid (10-10) vs. PHI 03/15/2023 |
| | | | 1.000 | Taurean Prince (10-10) vs. MIN 11/13/2022 |
| Offensive Rebounds | 9 | Jarrett Allen vs. DET 02/08/2023 | 9 | Mitchell Robinson vs. NYK 03/31/2023 |
| | | | 9 | DayRon Sharpe at BKN 03/21/2023 |
| Defensive Rebounds | 16 | Kevin Love vs. CHI 01/02/2023 | 16 | Deandre Ayton vs. PHX 01/04/2023 |
| | 16 | Jarrett Allen at LAC 11/07/2022 | | |
| Total Rebounds | 20 | Jarrett Allen at LAC 11/07/2022 | 18 | Joel Embiid vs. PHI 03/15/2023 |
| | | | 18 | Nikola Jokic vs. DEN 02/23/2023 |
| | | | 18 | Deandre Ayton vs. PHX 01/04/2023 |
| | | | 18 | Domantas Sabonis vs. SAC 12/09/2022 |
| Assists | 14 | Darius Garland at MEM 01/18/2023 | 14 | Tyrese Haliburton vs. IND 12/16/2022 |
| Steals | 5 | Darius Garland vs. CHA 11/18/2022 | 5 | Ayo Dosunmu at CHI 12/31/2022 |
| Blocks | 8 | Evan Mobley at DET 11/04/2022 | 6 | Myles Turner at IND 12/29/2022 |
| | | | 6 | Brook Lopez at MIL 11/25/2022 |
| Minutes | 49:48 | Donovan Mitchell vs. CHI 01/02/2023 | 48:46 | Terry Rozier vs. CHA 11/18/2022 |
| Points in Paint | 32 | Evan Mobley vs. MIL 01/21/2023 | 28 | Giannis Antetokounmpo vs. MIL 12/21/2022 |
| Second Chance Points | 10 | Jarrett Allen vs. HOU 03/26/2023 | 11 | Jordan Clarkson at UTA 01/10/2023 |
| | 10 | Jarrett Allen vs. DET 02/08/2023 | | |
| | 10 | Jarrett Allen vs. NOP 01/16/2023 | | |
| | 10 | Donovan Mitchell vs. CHI 01/02/2023 | | |
| | 10 | Darius Garland vs. MIN 11/13/2022 | | |
| Fast Break Points | 11 | Darius Garland vs. BKN 12/26/2022 | 11 | O.G. Anunoby at TOR 11/28/2022 |
| | 11 | Donovan Mitchell at LAC 11/07/2022 | | |

| CAVALIERS HIGHS | CAVALIERS LOWS | CATEGORY | OPPONENTS HIGHS | OPPONENTS LOWS |
|---------------------------|---------------------------|-----------------------|--------------------------|---------------------------|
| 145 vs. CHI 01/02/2023 | 81 at NYK 12/04/2022 | Points | 136 at ATL 02/24/2023 | 85 (2) vs. DET 02/08/2023 |
| 47 vs. NYK 03/31/2023 | 15 vs. PHX 01/04/2023 | Points/1st Qtr. | 42 (2) at ORL 04/06/2023 | 14 (3) vs. DET 02/08/2023 |
| 44 vs. PHI 11/30/2022 | 14 (2) at PHI 02/15/2023 | Points/2nd Qtr. | 49 at ATL 02/24/2023 | 15 (2) at ORL 04/06/2023 |
| 74 at HOU 01/26/2023 | 33 vs. PHX 01/04/2023 | Points/1st Half | 81 at ATL 02/24/2023 | 34 vs. LAC 01/29/2023 |
| 44 vs. CHI 01/02/2023 | 10 at MIL 11/25/2022 | Points/3rd Qtr. | 41 at BOS 03/01/2023 | 16 (2) at ORL 04/06/2023 |
| 42 at PHI 02/15/2023 | 14 vs. NYK 03/31/2023 | Points/4th Qtr. | 42 vs. LAC 01/29/2023 | 11 vs. HOU 03/26/2023 |
| 83 vs. CHI 01/02/2023 | 38 (2) at NYK 12/04/2022 | Points/2nd Half | 71 at IND 12/29/2022 | 36 at LAL 11/06/2022 |
| | | Field Goals | 50 at ATL 02/24/2023 | 29 at DAL 12/14/2022 |
| 50 at IND 12/29/2022 | 29 at NYK 12/04/2022 | Field Goal Attempts | 110 vs. CHA 11/18/2022 | 66 vs. SAC 12/09/2022 |
| 100 vs. BOS 11/02/2022 | 70 (2) vs. UTA 12/19/2022 | Field Goal Percentage | .588 at ATL 02/24/2023 | .370 vs. DET 02/08/2023 |
| .614 vs. UTA 12/19/2022 | .349 at NYK 12/04/2022 | | | |
| | | 3-PT Field Goal | 23 vs. GSW 01/20/2023 | 2 vs. LAC 01/29/2023 |
| 23 vs. NYK 10/30/2022 | 4 vs. WAS 03/17/2023 | 3-PT FG Attempts | 49 vs. DAL 12/17/2022 | 18 at OKC 01/27/2023 |
| 50 vs. NYK 10/30/2022 | 19 (2) vs. WAS 03/17/2023 | 3-PT FG Percentage | .613 at IND 12/29/2022 | .105 vs. LAC 01/29/2023 |
| .606 vs. LAC 01/29/2023 | .184 at TOR 11/28/2022 | | | |
| | | Free Throws | 30 (3) at UTA 01/10/2023 | 8 (2) vs. ORL 12/02/2022 |
| 33 vs. CHI 01/02/2023 | 6 vs. MIA 01/31/2023 | Free Throw Attempts | 37 at UTA 01/10/2023 | 11 (2) vs. MIL 01/21/2023 |
| 45 vs. CHI 01/02/2023 | 9 (2) at ORL 04/06/2023 | Free Throw Percentage | 1.000 vs. POR 11/23/2022 | .500 vs. NYK 10/30/2022 |
| 1.000 vs. ORL 12/02/2022 | .500 vs. MIA 01/31/2023 | | | |
| | | Offensive Rebounds | 19 (2) at BKN 03/21/2023 | 2 at SAC 11/09/2022 |
| 18 at DEN 01/06/2023 | 3 (3) vs. NYK 03/31/2023 | Defensive Rebounds | 44 vs. BOS 11/02/2022 | 19 vs. MIA 11/20/2022 |
| 43 vs. CHA 11/18/2022 | 21 vs. PHI 03/15/2023 | Total Rebounds | 54 (2) at UTA 01/10/2023 | 24 at SAC 11/09/2022 |
| 58 vs. BOS 03/06/2023 | 30 (2) at ORL 04/04/2023 | | | |
| | | Assists | 34 vs. IND 12/16/2022 | 14 (2) at CHI 12/31/2022 |
| 35 vs. LAC 01/29/2023 | 12 at MIL 11/25/2022 | Steals | 15 (2) at CHI 12/31/2022 | 2 at DAL 12/14/2022 |
| 14 vs. DET 03/04/2023 | 1 vs. CHI 01/02/2023 | Fouls | 31 vs. CHI 01/02/2023 | 9 (2) at ORL 04/06/2023 |
| 26 vs. CHI 01/02/2023 | 11 (3) vs. MIL 01/21/2023 | Turnovers | 23 vs. DET 03/04/2023 | 7 (2) vs. NYK 03/31/2023 |
| 21 vs. UTA 12/19/2022 | 5 at UTA 01/10/2023 | Blocks | 9 (2) at MIL 11/25/2022 | 0 vs. LAC 01/29/2023 |
| 13 at DET 11/04/2022 | 1 (4) at POR 01/12/2023 | | | |
| | | Points in Paint | 64 vs. NYK 10/30/2022 | 24 at DET 11/04/2022 |
| 78 vs. WAS 03/17/2023 | 32 vs. NYK 10/30/2022 | Second Chance Points | 27 at UTA 01/10/2023 | 2 (2) vs. CHI 02/11/2023 |
| 25 (3) at NOP 02/10/2023 | 4 (5) at ORL 04/04/2023 | Fast Break Points | 28 vs. NYK 10/30/2022 | 0 at DAL 12/14/2022 |
| 29 vs. UTA 12/19/2022 | 0 at SAC 11/09/2022 | Biggest Lead | 32 at ATL 02/24/2023 | 0 (6) vs. WAS 03/17/2023 |
| 40 vs. LAC 01/29/2023 | 0 (2) at PHI 02/15/2023 | Bench Points | 64 vs. LAC 01/29/2023 | 9 (2) at POR 01/12/2023 |
| 66 (2) vs. CHA 04/09/2023 | 5 vs. CHI 02/11/2023 | Points Off Turnovers | 35 vs. CHA 11/18/2022 | 4 vs. LAL 12/06/2022 |
| 40 at HOU 01/26/2023 | 7 at MIN 01/14/2023 | | | |





| PLAYER | MIN | FG | ATT | 3FG | ATT | FT | FTA | OFF | DEF | TOT | AST | PF | PFD | STL | TO | BLK | PTS |
|----------------------|--------------------------------|------------------------------|-----------------------------|-----------------------------|-----------------------------|----------------------------|-----------------------------|----------------------------|----------------------------|----------------------------|----------------------------|-----------------------------|-----------------------------|----------------------------|-----------------------------|-----------------------------|-----------------------------|
| Jarrett Allen | 45.6C Nov. 18 vs. CHA | 12 Jan. 24 at NYK | 17(2) Jan. 24 at NYK | 1 Jan. 29 vs. LAC | 1(10) Apr. 9 vs. CHA | 8 Mar. 26 vs. HOU | 13 Dec. 10 vs. OKC | 9 Feb. 8 vs. DET | 16 Nov. 7 at LAC | 20 Nov. 7 at LAC | 6 Jan. 12 at POR | 5(4) Mar. 21 at BKN | 10 Dec. 10 vs. OKC | 3C(3) Mar. 1 at BOS | 6C Nov. 23 vs. POR | 4(2) Mar. 10 at MIA | 24(6) Mar. 26 vs. HOU |
| Mamadi Diakite | 23.6 Apr. 6 at ORL | 5C Apr. 6 at ORL | 7 Apr. 6 at ORL | 2C Nov. 30 vs. PHI | 4C Nov. 30 vs. PHI | 2 Apr. 6 at ORL | 2 Apr. 6 at ORL | 2(2) Apr. 6 at ORL | 6 Apr. 6 at ORL | 8 Apr. 6 at ORL | 3C Apr. 9 vs. CHA | 5C(2) Apr. 6 at ORL | 1(3) Apr. 6 at ORL | 1(4) Apr. 9 vs. CHA | 3C Apr. 6 at ORL | 2 Nov. 27 at DET | 13C Apr. 6 at ORL |
| Darius Garland | 48.2C Nov. 18 vs. CHA | 16C(2) Nov. 18 vs. CHA | 31C Nov. 13 vs. MIN | 10C Nov. 13 vs. MIN | 15C Nov. 13 vs. MIN | 13 Dec. 26 vs. BKN | 15 Dec. 26 vs. BKN | 2(5) Mar. 17 vs. WAS | 7 Dec. 17 vs. DAL | 7(2) Dec. 17 vs. DAL | 14 Jan. 18 at MEM | 5(3) Mar. 8 at MIA | 11C Nov. 13 vs. MIN | 5C Nov. 18 vs. CHA | 8C(2) Nov. 21 vs. ATL | 2C Feb. 26 vs. TOR | 51C Nov. 13 vs. MIN |
| Danny Green | 26.0 Apr. 6 at ORL | 8 Apr. 6 at ORL | 14 Apr. 6 at ORL | 5 Apr. 6 at ORL | 10 Apr. 9 vs. CHA | 1 Feb. 26 vs. TOR | 1 Feb. 26 vs. TOR | 1(2) Apr. 9 vs. CHA | 3(2) Apr. 9 vs. CHA | 4 Apr. 9 vs. CHA | 3 Apr. 6 at ORL | 5 Apr. 9 vs. CHA | 1 Feb. 26 vs. TOR | 3 Apr. 6 at ORL | 3 Apr. 9 vs. CHA | 1(3) Apr. 9 vs. CHA | 21 Apr. 6 at ORL |
| Caris LeVert | 46.1C Nov. 2 vs. BOS | 12 Oct. 28 at BOS | 22 Dec. 10 vs. OKC | 6 Oct. 28 at BOS | 10 Mar. 15 vs. PHI | 11 Oct. 28 at BOS | 12 Oct. 28 at BOS | 4(2) Mar. 1 at WAS | 8 Feb. 6 at WAS | 10 Nov. 9 at SAC | 9(3) Feb. 23 vs. DEN | 6C Apr. 2 vs. IND | 9 Oct. 28 at BOS | 4(2) Mar. 17 vs. WAS | 5(2) Nov. 9 at SAC | 3C(2) Apr. 2 vs. IND | 41 Oct. 28 at BOS |
| Robin Lopez | 19.1 Nov. 25 at MIL | 6 Oct. 22 at CHI | 10 Apr. 9 vs. CHA | 1(2) Feb. 8 vs. DET | 1(4) Apr. 9 vs. CHA | 3(2) Nov. 28 at TOR | 4 Nov. 6 at LAL | 4 Oct. 23 vs. WAS | 3(3) Mar. 12 at CHA | 6 Oct. 23 vs. WAS | 3 Apr. 6 at ORL | 5 Jan. 29 vs. LAC | 3(3) Apr. 9 vs. CHA | 1(2) Apr. 6 at ORL | 3 Nov. 30 vs. PHI | 2 Mar. 12 at CHA | 12 Oct. 22 at CHI |
| Kevin Love | 37.8 Jan. 2 vs. CHI | 9 Oct. 30 vs. NYK | 15 Dec. 31 at CHI | 8C Oct. 30 vs. NYK | 13 Oct. 30 vs. NYK | 5(2) Nov. 13 vs. MIN | 6 Nov. 7 at LAC | 4 Nov. 4 at DET | 16 Jan. 2 vs. CHI | 17 Jan. 2 vs. CHI | 10C Nov. 4 at DET | 6C Jan. 2 vs. CHI | 6 Nov. 9 at SAC | 1(7) Jan. 6 at DEN | 4 Dec. 4 at NYK | 1(7) Jan. 4 vs. PHX | 29 Oct. 30 vs. NYK |
| Sam Merrill | 26.0 Apr. 9 vs. CHA | 6C Apr. 9 vs. CHA | 12 Apr. 9 vs. CHA | 3C Apr. 9 vs. CHA | 9C Apr. 9 vs. CHA | 2C Apr. 9 vs. CHA | 2 Apr. 9 vs. CHA | -- | 4(2) Apr. 9 vs. CHA | 4(2) Apr. 9 vs. CHA | 3 Apr. 6 at ORL | 1(3) Apr. 9 vs. CHA | 1 Apr. 9 vs. CHA | 3C Apr. 9 vs. CHA | -- | -- | 17C Apr. 9 vs. CHA |
| Donovan Mitchell | 49.8C Jan. 2 vs. CHI | 22C Jan. 2 vs. CHI | 34(2) Mar. 6 vs. BOS | 8(5) Mar. 10 at MIA | 18C Jan. 10 at UTA | 20C Jan. 2 vs. CHI | 25C Jan. 2 vs. CHI | 4(2) Mar. 6 vs. BOS | 10C Nov. 11 at GSW | 11 Mar. 6 vs. BOS | 12C Oct. 30 vs. NYK | 5C(4) Mar. 31 vs. NYK | 19C Jan. 2 vs. CHI | 4(5) Feb. 23 vs. DEN | 7(2) Dec. 31 at CHI | 2C(3) Feb. 11 vs. CHI | 71C Jan. 2 vs. CHI |
| Evan Mobley | 45.4C Nov. 18 vs. CHA | 19C Jan. 21 vs. MIL | 27C Jan. 21 vs. MIL | 2C(6) Feb. 26 vs. TOR | 6C Feb. 26 vs. TOR | 9C Jan. 26 at HOU | 11C Mar. 12 at CHA | 8C Nov. 11 at GSW | 13C Nov. 18 vs. CHA | 18C Nov. 18 vs. CHA | 7C Dec. 29 at IND | 6C(2) Jan. 10 at UTA | 7C(3) Mar. 12 at CHA | 3(2) Feb. 10 at NOP | 6C Jan. 18 at MEM | 8C Nov. 4 at DET | 38C Jan. 21 vs. MIL |
| Isaiah Mobley | 28.8C Apr. 6 at ORL | 7C Apr. 6 at ORL | 12C Apr. 6 at ORL | 2C Apr. 6 at ORL | 3C Apr. 6 at ORL | 2C(2) Apr. 9 vs. CHA | 2C(2) Apr. 9 vs. CHA | 2C Apr. 6 at ORL | 3C(3) Apr. 9 vs. CHA | 4C(3) Apr. 9 vs. CHA | 2C Apr. 9 vs. CHA | 3C(2) Apr. 9 vs. CHA | 2C Apr. 9 vs. CHA | 3C Apr. 6 at ORL | 1C Apr. 6 at ORL | 2C Apr. 6 at ORL | 18C Apr. 6 at ORL |
| Raul Neto | 35.7 Feb. 8 vs. DET | 5(2) Feb. 8 vs. DET | 11 Feb. 8 vs. DET | 2(2) Jan. 6 at DEN | 4(2) Feb. 8 vs. DET | 5 Apr. 9 vs. CHA | 5 Apr. 9 vs. CHA | 1(10) Apr. 9 vs. CHA | 5 Nov. 4 at DET | 5 Nov. 4 at DET | 8(2) Apr. 6 at ORL | 5 Feb. 8 vs. DET | 5(3) Apr. 9 vs. CHA | 4 Feb. 8 vs. DET | 6C Apr. 6 at ORL | 2C Jan. 20 vs. GSW | 14(2) Feb. 8 vs. DET |
| Isaac Okoro | 36.6 Feb. 13 vs. SAS | 7 Feb. 5 at IND | 11(2) Dec. 17 vs. DAL | 4C(2) Jan. 18 at MEM | 6 Jan. 8 at PHX | 6 Nov. 25 at MIL | 6(3) Dec. 31 at CHI | 4 Nov. 28 at TOR | 6(2) Dec. 17 vs. DAL | 7(2) Dec. 31 at CHI | 5(2) Feb. 8 vs. DET | 6C Jan. 2 vs. CHI | 4(2) Feb. 2 vs. MEM | 3(3) Feb. 2 vs. MEM | 3(2) Jan. 31 vs. MIA | 3C Dec. 12 at SAS | 20 Feb. 5 at IND |
| Cedi Osman | 37.0 Nov. 20 vs. MIA | 11C Jan. 29 vs. LAC | 17 Nov. 20 vs. MIA | 7C Jan. 29 vs. LAC | 11(2) Jan. 2 vs. CHI | 5 Dec. 16 vs. IND | 6 Nov. 13 vs. MIN | 4 Nov. 20 vs. MIA | 8 Nov. 20 vs. MIA | 12C Nov. 20 vs. MIA | 6 Nov. 4 at DET | 5(2) Dec. 26 vs. BKN | 6C Oct. 26 vs. ORL | 3(3) Dec. 9 vs. SAC | 4 Nov. 4 at DET | 1(11) Mar. 31 vs. NYK | 29C Jan. 29 vs. LAC |
| Ricky Rubio | 26.4 Apr. 9 vs. CHA | 5 Mar. 14 at CHA | 11(2) Apr. 9 vs. CHA | 3 Feb. 2 vs. MEM | 7 Mar. 10 at MIA | 7 Feb. 13 vs. SAS | 8 Feb. 13 vs. SAS | 2 Mar. 4 vs. DET | 5(2) Mar. 14 at CHA | 5(4) Apr. 9 vs. CHA | 9 Feb. 5 at IND | 4(3) Mar. 28 at ATL | 5(2) Mar. 12 at CHA | 3 Feb. 11 vs. CHI | 3(4) Apr. 9 vs. CHA | 2C Mar. 4 vs. DET | 13 Feb. 2 vs. MEM |
| Lamar Stevens | 40.7C Mar. 28 at ATL | 8 Dec. 14 at DAL | 15C Dec. 14 at DAL | 2C(6) Apr. 6 at ORL | 6C Dec. 14 at DAL | 5(2) Nov. 23 vs. POR | 6 Nov. 13 vs. MIN | 6C Mar. 6 vs. BOS | 11C Dec. 14 at DAL | 11C Dec. 14 at DAL | 4C Feb. 24 at ATL | 5C(2) Mar. 12 at CHA | 3(4) Mar. 10 at MIA | 3C(2) Jan. 10 at UTA | 3C Dec. 26 vs. BKN | 4C Nov. 16 at MIL | 18 Dec. 14 at DAL |
| Dean Wade | 38.9 Oct. 28 at BOS | 8C Oct. 30 vs. NYK | 11 Oct. 30 vs. NYK | 6C Oct. 30 vs. NYK | 8 Oct. 30 vs. NYK | 4C Oct. 23 vs. WAS | 5C(2) Jan. 29 vs. LAC | 2(4) Apr. 6 at ORL | 10C Nov. 25 at MIL | 12C Nov. 25 at MIL | 3(2) Feb. 5 at IND | 4(10) Apr. 4 at ORL | 3C(4) Jan. 29 vs. LAC | 3C(2) Apr. 9 vs. CHA | 2C(2) Apr. 6 at ORL | 2(2) Feb. 15 at PHI | 22C Oct. 30 vs. NYK |
| Dylan Windler | 4.1 Mar. 14 at CHA | 1(2) Mar. 17 vs. WAS | 2 Mar. 14 at CHA | 1 Mar. 17 vs. WAS | 1(2) Mar. 17 vs. WAS | -- | -- | -- | -- | -- | 1 Mar. 14 at CHA | -- | -- | 1 Mar. 14 at CHA | 1 Mar. 14 at CHA | -- | 3 Mar. 17 vs. WAS |
| Cavaliers High Games | 290.0 Nov. 18 vs. CHA | 50 Dec. 29 at IND | 100 Nov. 2 vs. BOS | 23 Oct. 30 vs. NYK | 50 Oct. 30 vs. NYK | 33 Jan. 2 vs. CHI | 45 Jan. 2 vs. CHI | 18 Jan. 6 at DEN | 43 Nov. 18 vs. CHA | 65 Dec. 17 vs. DAL | 35 Jan. 29 vs. LAC | 28 Oct. 28 at BOS | 33(2) Jan. 2 vs. CHI | 14 Mar. 4 vs. DET | 21 Dec. 19 vs. UTA | 13 Nov. 4 at DET | 145 Jan. 2 vs. CHI |
| Cavaliers Low Games | 240.0(75) Apr. 9 vs. CHA | 29 Dec. 4 at NYK | 70(2) Dec. 19 vs. UTA | 4 Mar. 17 vs. WAS | 19(2) Mar. 17 vs. WAS | 6 Jan. 31 vs. MIA | 9(2) Apr. 6 at ORL | 3(3) Mar. 31 vs. NYK | 21 Mar. 15 vs. PHI | 33 Mar. 14 at CHA | 12 Nov. 25 at MIL | 12 Jan. 8 at PHX | 11(2) Apr. 6 at ORL | 1 Jan. 2 vs. CHI | 5 Jan. 10 at UTA | 1(4) Jan. 12 at POR | 81 Dec. 4 at NYK |
| Opponents High Games | 290.0 Nov. 18 vs. CHA | 50 Feb. 24 at ATL | 110 Nov. 18 vs. CHA | 23 Jan. 20 vs. GSW | 49 Dec. 17 vs. DAL | 30(3) Jan. 10 at UTA | 37 Jan. 10 at UTA | 19(2) Mar. 21 at BKN | 44 Nov. 2 vs. BOS | 67 Nov. 16 at MIL | 34 Dec. 16 vs. IND | 33(2) Jan. 2 vs. CHI | 28 Oct. 28 at BOS | 15(2) Dec. 31 at CHI | 23 Mar. 4 vs. DET | 9(2) Nov. 25 at MIL | 136 Feb. 24 at ATL |
| Opponents Low Games | 240.0(75) Apr. 9 vs. CHA | 29 Dec. 14 at DAL | 66 Dec. 9 vs. SAC | 2 Jan. 29 vs. LAC | 18 Jan. 27 at OKC | 8(2) Dec. 2 vs. ORL | 11(2) Jan. 21 vs. MIL | 2 Nov. 9 at SAC | 19 Nov. 20 vs. MIA | 33 Nov. 9 at SAC | 14(2) Dec. 31 at CHI | 11(2) Apr. 6 at ORL | 12 Jan. 8 at PHX | 2 Dec. 14 at DAL | 7(2) Mar. 31 vs. NYK | 1(5) Apr. 4 at ORL | 85(2) Feb. 8 vs. DET |

"C" INDICATES A NEW CAREER-HIGH, "T" A TIED CAREER-HIGH.

NUMBERS IN PARENTHESES INDICATE THE NUMBER OF GAMES IN WHICH A PLAYER OR TEAM HAS REACHED A GIVEN TOTAL (IF MORE THAN ONE).





| DATE | OPPONENT | W/L | CAVALIERS | | | | | | | | | | OPPONENTS | | | | | | | | | |
|-------|------------------|-----|-----------|------|-------------|------|---------------|------|------------|------|--------------|------|-----------|------|-------------|------|---------------|------|------------|------|--------------|------|
| | | | BENCH PTS | AVG | INTHE PAINT | AVG | SECOND CHANCE | AVG | FAST BREAK | AVG | POINTS OFFTO | AVG | BENCH PTS | AVG | INTHE PAINT | AVG | SECOND CHANCE | AVG | FAST BREAK | AVG | POINTS OFFTO | AVG |
| 10/19 | at Toronto | L | 33 | 33.0 | 52 | 52.0 | 4 | 4.0 | 7 | 7.0 | 20 | 20.0 | 18 | 18.0 | 36 | 36.0 | 18 | 18.0 | 20 | 20.0 | 25 | 25.0 |
| 10/22 | at Chicago | W | 56 | 44.5 | 58 | 55.0 | 12 | 8.0 | 22 | 14.5 | 14 | 17.0 | 33 | 25.5 | 42 | 39.0 | 8 | 13.0 | 6 | 13.0 | 22 | 23.5 |
| 10/23 | Washington | W | 43 | 44.0 | 48 | 52.7 | 24 | 13.3 | 15 | 14.7 | 28 | 20.7 | 36 | 29.0 | 54 | 44.0 | 14 | 13.3 | 15 | 13.7 | 19 | 22.0 |
| 10/26 | Orlando | W | 27 | 39.8 | 46 | 51.0 | 19 | 14.8 | 4 | 12.0 | 19 | 20.3 | 13 | 25.0 | 54 | 46.5 | 9 | 12.3 | 6 | 11.8 | 14 | 20.0 |
| 10/28 | at Boston | W | 15 | 34.8 | 48 | 50.4 | 14 | 14.6 | 12 | 12.0 | 24 | 21.0 | 27 | 25.4 | 54 | 48.0 | 9 | 11.6 | 15 | 12.4 | 13 | 18.6 |
| 10/30 | New York | W | 38 | 35.3 | 32 | 47.3 | 7 | 13.3 | 14 | 12.3 | 18 | 20.5 | 42 | 28.2 | 64 | 50.7 | 11 | 11.5 | 28 | 15.0 | 18 | 18.5 |
| 11/2 | Boston | W | 16 | 32.6 | 56 | 48.6 | 8 | 12.6 | 14 | 12.6 | 15 | 19.7 | 26 | 27.9 | 42 | 49.4 | 8 | 11.0 | 19 | 15.6 | 6 | 16.7 |
| 11/4 | at Detroit | W | 54 | 35.3 | 58 | 49.8 | 11 | 12.4 | 9 | 12.1 | 28 | 20.8 | 21 | 27.0 | 24 | 46.3 | 7 | 10.5 | 12 | 15.1 | 12 | 16.1 |
| 11/6 | at LA Lakers | W | 24 | 34.0 | 48 | 49.6 | 18 | 13.0 | 15 | 12.4 | 21 | 20.8 | 36 | 28.0 | 56 | 47.3 | 16 | 11.1 | 16 | 15.2 | 9 | 15.3 |
| 11/7 | at LA Clippers | L | 28 | 33.4 | 46 | 49.2 | 8 | 12.5 | 18 | 13.0 | 10 | 19.7 | 29 | 28.1 | 34 | 46.0 | 6 | 10.6 | 7 | 14.4 | 25 | 16.3 |
| 11/9 | at Sacramento | L | 19 | 32.1 | 64 | 50.5 | 15 | 12.7 | 0 | 11.8 | 8 | 18.6 | 43 | 29.5 | 40 | 45.5 | 9 | 10.5 | 8 | 13.8 | 18 | 16.5 |
| 11/11 | at Golden State | L | 13 | 30.5 | 52 | 50.7 | 17 | 13.1 | 9 | 11.6 | 18 | 18.6 | 28 | 29.3 | 42 | 45.2 | 4 | 9.9 | 16 | 14.0 | 11 | 16.0 |
| 11/13 | Minnesota | L | 27 | 30.2 | 42 | 50.0 | 22 | 13.8 | 4 | 11.0 | 13 | 18.2 | 36 | 29.8 | 54 | 45.8 | 6 | 9.6 | 16 | 14.2 | 19 | 16.2 |
| 11/16 | at Milwaukee | L | 20 | 29.5 | 36 | 49.0 | 6 | 13.2 | 6 | 10.6 | 16 | 18.0 | 45 | 30.9 | 36 | 45.1 | 21 | 10.4 | 15 | 14.2 | 6 | 15.5 |
| 11/18 | Charlotte | W | 13 | 28.4 | 64 | 50.0 | 14 | 13.3 | 2 | 10.1 | 16 | 17.9 | 17 | 30.0 | 54 | 45.7 | 22 | 11.2 | 19 | 14.5 | 35 | 16.8 |
| 11/20 | Miami | W | 41 | 29.2 | 50 | 50.0 | 13 | 13.3 | 12 | 10.2 | 28 | 18.5 | 25 | 29.7 | 40 | 45.4 | 11 | 11.2 | 6 | 14.0 | 23 | 17.2 |
| 11/21 | Atlanta | W | 33 | 29.4 | 52 | 50.1 | 10 | 13.1 | 15 | 10.5 | 23 | 18.8 | 29 | 29.6 | 42 | 45.2 | 6 | 10.9 | 20 | 14.4 | 26 | 17.7 |
| 11/23 | Portland | W | 10 | 28.3 | 48 | 50.0 | 12 | 13.0 | 7 | 10.3 | 24 | 19.1 | 20 | 29.1 | 44 | 45.1 | 12 | 10.9 | 21 | 14.7 | 20 | 17.8 |
| 11/25 | at Milwaukee | L | 37 | 28.8 | 42 | 49.6 | 14 | 13.1 | 21 | 10.8 | 19 | 19.1 | 36 | 29.5 | 40 | 44.8 | 14 | 11.1 | 22 | 15.1 | 12 | 17.5 |
| 11/27 | at Detroit | W | 26 | 28.7 | 50 | 49.6 | 7 | 12.8 | 6 | 10.6 | 22 | 19.2 | 35 | 29.8 | 54 | 45.3 | 14 | 11.3 | 10 | 14.9 | 13 | 17.3 |
| 11/28 | at Toronto | L | 34 | 28.9 | 52 | 49.7 | 17 | 13.0 | 19 | 11.0 | 14 | 19.0 | 34 | 30.0 | 40 | 45.0 | 7 | 11.0 | 18 | 15.0 | 5 | 16.7 |
| 11/30 | Philadelphia | W | 46 | 29.7 | 56 | 50.0 | 8 | 12.7 | 16 | 11.2 | 17 | 18.9 | 34 | 30.1 | 42 | 44.9 | 5 | 10.8 | 4 | 14.5 | 17 | 16.7 |
| 12/2 | Orlando | W | 28 | 29.6 | 44 | 49.7 | 12 | 12.7 | 12 | 11.3 | 21 | 19.0 | 29 | 30.1 | 54 | 45.3 | 12 | 10.8 | 13 | 14.4 | 12 | 16.5 |
| 12/4 | at New York | L | 22 | 29.3 | 40 | 49.3 | 5 | 12.4 | 19 | 11.6 | 15 | 18.8 | 27 | 30.0 | 56 | 45.8 | 17 | 11.1 | 10 | 14.3 | 18 | 16.6 |
| 12/6 | LA Lakers | W | 19 | 28.9 | 70 | 50.2 | 15 | 12.5 | 19 | 11.9 | 18 | 18.8 | 52 | 30.8 | 52 | 46.0 | 23 | 11.6 | 14 | 14.2 | 4 | 16.1 |
| 12/9 | Sacramento | L | 22 | 28.6 | 44 | 49.9 | 13 | 12.5 | 7 | 11.7 | 17 | 18.7 | 23 | 30.5 | 32 | 45.5 | 9 | 11.5 | 16 | 14.3 | 24 | 16.4 |
| 12/10 | Oklahoma City | W | 23 | 28.4 | 54 | 50.1 | 9 | 12.4 | 8 | 11.6 | 17 | 18.6 | 35 | 30.7 | 54 | 45.8 | 4 | 11.2 | 14 | 14.3 | 18 | 16.4 |
| 12/12 | at San Antonio | L | 32 | 28.5 | 56 | 50.3 | 14 | 12.4 | 10 | 11.5 | 21 | 18.7 | 55 | 31.6 | 52 | 46.0 | 21 | 11.5 | 6 | 14.0 | 18 | 16.5 |
| 12/14 | at Dallas | W | 13 | 28.0 | 52 | 50.3 | 8 | 12.3 | 7 | 11.3 | 19 | 18.7 | 36 | 31.7 | 26 | 45.3 | 6 | 11.3 | 0 | 13.5 | 10 | 16.3 |
| 12/16 | Indiana | W | 34 | 28.2 | 44 | 50.1 | 7 | 12.1 | 9 | 11.3 | 16 | 18.6 | 55 | 32.5 | 62 | 45.9 | 4 | 11.1 | 20 | 13.7 | 14 | 16.2 |
| 12/17 | Dallas | W | 22 | 28.0 | 58 | 50.4 | 17 | 12.3 | 13 | 11.3 | 8 | 18.3 | 9 | 31.7 | 34 | 45.5 | 5 | 10.9 | 4 | 13.4 | 12 | 16.1 |
| 12/19 | Utah | W | 38 | 28.3 | 50 | 50.4 | 4 | 12.0 | 29 | 11.9 | 20 | 18.3 | 27 | 31.6 | 46 | 45.5 | 24 | 11.3 | 2 | 13.1 | 15 | 16.0 |
| 12/21 | Milwaukee | W | 21 | 28.1 | 54 | 50.5 | 18 | 12.2 | 9 | 11.8 | 22 | 18.5 | 21 | 31.3 | 46 | 45.5 | 14 | 11.4 | 12 | 13.0 | 12 | 15.9 |
| 12/23 | Toronto | L | 42 | 28.5 | 46 | 50.4 | 9 | 12.1 | 12 | 11.8 | 19 | 18.5 | 20 | 30.9 | 44 | 45.5 | 18 | 11.6 | 27 | 13.4 | 18 | 16.0 |
| 12/26 | Brooklyn | L | 28 | 28.5 | 48 | 50.3 | 14 | 12.1 | 17 | 11.9 | 20 | 18.5 | 37 | 31.1 | 34 | 45.1 | 10 | 11.5 | 23 | 13.7 | 18 | 16.0 |
| 12/29 | at Indiana | L | 41 | 28.8 | 72 | 50.9 | 25 | 12.5 | 21 | 12.2 | 17 | 18.5 | 42 | 31.4 | 48 | 45.2 | 10 | 11.5 | 20 | 13.9 | 15 | 16.0 |
| 12/31 | at Chicago | W | 37 | 29.1 | 44 | 50.7 | 25 | 12.8 | 10 | 12.1 | 16 | 18.4 | 27 | 31.3 | 54 | 45.5 | 2 | 11.2 | 21 | 14.1 | 20 | 16.1 |
| 1/2 | Chicago | W | 27 | 29.0 | 56 | 50.8 | 24 | 13.1 | 6 | 12.0 | 9 | 18.2 | 23 | 31.1 | 54 | 45.7 | 16 | 11.4 | 12 | 14.0 | 13 | 16.0 |
| 1/4 | Phoenix | W | 34 | 29.1 | 36 | 50.5 | 8 | 13.0 | 6 | 11.8 | 12 | 18.0 | 14 | 30.6 | 36 | 45.4 | 9 | 11.3 | 3 | 13.7 | 8 | 15.8 |
| 1/6 | at Denver | L | 37 | 29.3 | 60 | 50.7 | 16 | 13.1 | 17 | 12.0 | 18 | 18.0 | 33 | 30.7 | 50 | 45.6 | 19 | 11.5 | 15 | 13.8 | 14 | 15.8 |
| 1/8 | at Phoenix | W | 27 | 29.3 | 52 | 50.7 | 4 | 12.9 | 13 | 12.0 | 25 | 18.2 | 50 | 31.2 | 38 | 45.4 | 4 | 11.3 | 4 | 13.5 | 16 | 15.8 |
| 1/10 | at Utah | L | 31 | 29.3 | 54 | 50.8 | 10 | 12.8 | 17 | 12.1 | 22 | 18.3 | 27 | 31.1 | 48 | 45.4 | 27 | 11.7 | 2 | 13.3 | 14 | 15.7 |
| 1/12 | at Portland | W | 21 | 29.1 | 68 | 51.2 | 10 | 12.7 | 19 | 12.3 | 17 | 18.2 | 9 | 30.6 | 52 | 45.6 | 6 | 11.6 | 9 | 13.2 | 12 | 15.7 |
| 1/14 | at Minnesota | L | 27 | 29.1 | 52 | 51.2 | 6 | 12.6 | 12 | 12.3 | 7 | 18.0 | 56 | 31.1 | 60 | 45.9 | 7 | 11.5 | 21 | 13.3 | 28 | 15.9 |
| 1/16 | New Orleans | W | 18 | 28.8 | 52 | 51.2 | 19 | 12.7 | 7 | 12.1 | 22 | 18.1 | 21 | 30.9 | 40 | 45.8 | 8 | 11.4 | 13 | 13.3 | 22 | 16.1 |
| 1/18 | at Memphis | L | 18 | 28.6 | 44 | 51.1 | 10 | 12.7 | 17 | 12.2 | 12 | 17.9 | 30 | 30.9 | 58 | 46.0 | 21 | 11.6 | 17 | 13.4 | 26 | 16.3 |
| 1/20 | Golden State | L | 32 | 28.7 | 44 | 50.9 | 8 | 12.6 | 16 | 12.3 | 22 | 18.0 | 35 | 31.0 | 28 | 45.7 | 10 | 11.6 | 13 | 13.4 | 19 | 16.3 |
| 1/21 | Milwaukee | W | 21 | 28.5 | 66 | 51.3 | 11 | 12.5 | 7 | 12.2 | 21 | 18.1 | 18 | 30.7 | 44 | 45.6 | 11 | 11.5 | 3 | 13.2 | 12 | 16.3 |
| 1/24 | at New York | L | 12 | 28.2 | 52 | 51.3 | 8 | 12.4 | 17 | 12.3 | 16 | 18.0 | 27 | 30.6 | 38 | 45.5 | 19 | 11.7 | 7 | 13.1 | 19 | 16.3 |
| 1/26 | at Houston | W | 35 | 28.3 | 44 | 51.1 | 21 | 12.6 | 17 | 12.4 | 40 | 18.5 | 40 | 30.8 | 60 | 45.8 | 22 | 11.9 | 15 | 13.1 | 6 | 16.1 |
| 1/27 | at Oklahoma City | L | 25 | 28.2 | 56 | 51.2 | 6 | 12.5 | 10 | 12.4 | 18 | 18.5 | 27 | 30.7 | 50 | 45.8 | 14 | 11.9 | 8 | 13.0 | 11 | 16.0 |
| 1/29 | LA Clippers | W | 63 | 28.9 | 40 | 51.0 | 4 | 12.3 | 19 | 12.5 | 24 | 18.6 | 64 | 31.4 | 58 | 46.1 | 17 | 12.0 | 17 | 13.1 | 14 | 16.0 |
| 1/31 | Miami | L | 27 | 28.9 | 50 | 51.0 | 5 | 12.2 | 16 | 12.5 | 11 | 18.4 | 17 | 31.1 | 36 | 45.9 | 11 | 12.0 | 7 | 13.0 | 21 | 16.1 |
| 2/2 | Memphis | W | 43 | 29.1 | 64 | 51.2 | 15 | 12.2 | 16 | 12.6 | | | | | | | | | | | | |



| CAVALIERS RECORD WHEN... | OVERALL | HOME | ROAD |
|---------------------------------|---------|------|-------|
| Outrebounding opponent | 31-7 | 20-1 | 11-6 |
| Outrebounded by opponent | 18-23 | 10-9 | 8-14 |
| Tied in Rebounding | 2-1 | 1-0 | 1-1 |
| Shooting better than opponent | 33-11 | 23-4 | 10-7 |
| Shooting worse than opponent | 18-19 | 8-6 | 10-13 |
| Shooting same than opponent | 0-1 | 0-0 | 0-1 |
| More FTM than opponent | 30-9 | 22-4 | 8-5 |
| Less FTM than opponent | 17-21 | 8-6 | 9-15 |
| Same FTM than opponent | 4-1 | 1-0 | 3-1 |
| More 3FGM than opponent | 31-5 | 19-2 | 12-3 |
| Less 3FGM than opponent | 15-24 | 10-7 | 5-17 |
| Same 3FGM than opponent | 5-2 | 2-1 | 3-1 |
| More assists than opponent | 33-13 | 20-4 | 13-9 |
| Less assists than opponent | 13-17 | 8-6 | 5-11 |
| Same assists than opponent | 5-1 | 3-0 | 2-1 |
| More turnovers than opponent | 13-9 | 9-2 | 4-7 |
| Less turnovers than opponent | 35-21 | 20-7 | 15-14 |
| Same turnovers than opponent | 3-1 | 2-1 | 1-0 |
| Bench outscorers opponent bench | 21-9 | 14-4 | 7-5 |
| Opponent bench outscorers CLE | 28-21 | 16-6 | 12-15 |
| Bench scoring equal | 2-1 | 1-0 | 1-1 |
| Scoring less than 80 points | 0-0 | 0-0 | 0-0 |
| Scoring between 80-89 points | 0-2 | 0-0 | 0-2 |
| Scoring between 90-99 points | 2-4 | 2-3 | 0-1 |
| Scoring between 100-109 | 7-9 | 3-3 | 4-6 |
| Scoring 110 or more points | 41-15 | 25-4 | 16-11 |
| Opponent scores less than 80 | 0-0 | 0-0 | 0-0 |
| Opponent scores between 80-89 | 6-0 | 5-0 | 1-0 |
| Opponent scores between 90-99 | 17-1 | 10-0 | 7-1 |
| Opponent scores between 100-109 | 18-7 | 10-3 | 8-4 |
| Opponent scores 110 or more | 10-23 | 6-7 | 4-16 |

| NUMBER OF TIMES RECORDING | POINTS | REB | AST | BLK | STL | DD | TD |
|---------------------------|--------|-----|-----|-----|-----|----|----|
| Jarrett Allen | 52 | 17 | 37 | 7 | 3 | 32 | -- |
| Mamadi Diakite | 1 | -- | -- | -- | -- | -- | -- |
| Darius Garland | 67 | 39 | 8 | 18 | 10 | 18 | -- |
| Danny Green | 2 | 1 | -- | -- | 1 | -- | -- |
| Caris LeVert | 48 | 13 | 1 | 2 | 4 | 1 | -- |
| Robin Lopez | 2 | -- | -- | -- | -- | -- | -- |
| Kevin Love | 13 | 3 | 5 | 1 | -- | 5 | -- |
| Sam Merrill | 1 | -- | -- | -- | 1 | -- | -- |
| Donovan Mitchell | 66 | 53 | 31 | 2 | 12 | 5 | -- |
| Evan Mobley | 71 | 18 | 2 | 26 | 15 | 2 | 24 |
| Isaiah Mobley | 1 | -- | -- | -- | 1 | -- | -- |
| Raul Neto | 4 | -- | -- | -- | 1 | -- | -- |
| Isaac Okoro | 18 | 1 | -- | 1 | 3 | -- | -- |
| Cedi Osman | 30 | 6 | 1 | -- | 3 | 1 | -- |
| Ricky Rubio | 3 | -- | -- | -- | 1 | -- | -- |
| Lamar Stevens | 9 | -- | 1 | 1 | 2 | 1 | -- |
| Dean Wade | 5 | 1 | 1 | -- | 2 | -- | -- |
| Dylan Windler | -- | -- | -- | -- | -- | -- | -- |

| NUMBER OF TIMES LEADING TEAM IN . . . (INCLUDES TIES) | PTS | REB | AST | BLK | STL | MIN |
|---|-----|-----|-----|-----|-----|-----|
| Jarrett Allen | 6 | 40 | -- | 38 | 11 | 12 |
| Mamadi Diakite | -- | 1 | -- | 3 | -- | -- |
| Darius Garland | 22 | -- | 56 | 1 | 21 | 20 |
| Danny Green | 1 | -- | -- | 1 | 1 | -- |
| Caris LeVert | 8 | 2 | 9 | 9 | 17 | 9 |
| Robin Lopez | -- | -- | -- | 4 | -- | -- |
| Kevin Love | -- | 8 | 1 | 2 | -- | -- |
| Sam Merrill | 1 | -- | -- | -- | 1 | -- |
| Donovan Mitchell | 43 | 1 | 18 | 7 | 30 | 22 |
| Evan Mobley | 7 | 38 | 2 | 42 | 10 | 13 |
| Isaiah Mobley | -- | -- | -- | 2 | 1 | -- |
| Raul Neto | -- | -- | 3 | 1 | 4 | 1 |
| Isaac Okoro | -- | -- | -- | 11 | 18 | 1 |
| Cedi Osman | 1 | 1 | -- | 2 | 6 | 1 |
| Ricky Rubio | -- | -- | 3 | 1 | 7 | 1 |
| Lamar Stevens | -- | 3 | 1 | 3 | 6 | 2 |
| Dean Wade | -- | 1 | -- | 7 | 2 | -- |
| Dylan Windler | -- | -- | -- | -- | -- | -- |

| STARTING LINEUPS | | | | | | | |
|------------------|------------------|------------------|---------------|---------------|------------------|------------------|--------|
| LAST USED | GAME | FORWARD | FORWARD | CENTER | GUARD | GUARD | RECORD |
| 10/19 | at Raptors | Donovan Mitchell | Evan Mobley | Jarrett Allen | Darius Garland | Caris LeVert | 0-1 |
| 10/23 | vs. Wizards | Caris LeVert | Evan Mobley | Jarrett Allen | Donovan Mitchell | Isaac Okoro | 2-0 |
| 10/30 | vs. Knicks | Evan Mobley | Dean Wade | Jarrett Allen | Caris LeVert | Donovan Mitchell | 3-0 |
| 11/4 | at Pistons | Evan Mobley | Dean Wade | Jarrett Allen | Caris LeVert | Isaac Okoro | 1-0 |
| 11/11 | at Warriors | Caris LeVert | Evan Mobley | Jarrett Allen | Darius Garland | Donovan Mitchell | 2-3 |
| 11/13 | vs. Timberwolves | Kevin Love | Lamar Stevens | Evan Mobley | Darius Garland | Caris LeVert | 0-1 |
| 11/27 | at Pistons | Evan Mobley | Dean Wade | Robin Lopez | Darius Garland | Donovan Mitchell | 1-0 |
| 11/28 | at Raptors | Isaac Okoro | Dean Wade | Evan Mobley | Darius Garland | Donovan Mitchell | 0-1 |
| 11/30 | vs. 76ers | Mamadi Diakite | Dean Wade | Evan Mobley | Darius Garland | Donovan Mitchell | 1-0 |
| 12/2 | vs. Magic | Lamar Stevens | Dean Wade | Evan Mobley | Darius Garland | Donovan Mitchell | 1-0 |
| 12/4 | at Knicks | Mamadi Diakite | Lamar Stevens | Evan Mobley | Darius Garland | Donovan Mitchell | 0-1 |
| 12/10 | vs. Thunder | Evan Mobley | Lamar Stevens | Jarrett Allen | Darius Garland | Caris LeVert | 1-1 |
| 12/29 | at Pacers | Evan Mobley | Lamar Stevens | Jarrett Allen | Darius Garland | Donovan Mitchell | 7-3 |
| 1/2 | vs. Bulls | Kevin Love | Lamar Stevens | Jarrett Allen | Caris LeVert | Donovan Mitchell | 2-0 |
| 1/27 | at Thunder | Evan Mobley | Isaac Okoro | Jarrett Allen | Darius Garland | Caris LeVert | 2-4 |
| 2/6 | at Wizards | Isaiah Mobley | Isaac Okoro | Jarrett Allen | Darius Garland | Donovan Mitchell | 1-0 |
| 2/8 | vs. Pistons | Evan Mobley | Isaac Okoro | Jarrett Allen | Caris LeVert | Raul Neto | 1-0 |
| 3/10 | at Heat | Evan Mobley | Isaac Okoro | Jarrett Allen | Caris LeVert | Donovan Mitchell | 1-1 |
| 3/14 | at Hornets | Isaac Okoro | Lamar Stevens | Evan Mobley | Darius Garland | Caris LeVert | 1-0 |
| 3/17 | vs. Wizards | Isaac Okoro | Lamar Stevens | Evan Mobley | Darius Garland | Donovan Mitchell | 2-1 |
| 3/26 | vs. Rockets | Evan Mobley | Isaac Okoro | Jarrett Allen | Darius Garland | Donovan Mitchell | 19-9 |
| 3/31 | vs. Knicks | Caris LeVert | Lamar Stevens | Evan Mobley | Darius Garland | Donovan Mitchell | 0-3 |
| 4/4 | at Magic | Evan Mobley | Dean Wade | Jarrett Allen | Darius Garland | Donovan Mitchell | 2-1 |
| 4/6 | at Magic | Lamar Stevens | Dean Wade | Robin Lopez | Cedi Osman | Ricky Rubio | 1-0 |
| 4/9 | vs. Hornets | Evan Mobley | Dean Wade | Jarrett Allen | Cedi Osman | Ricky Rubio | 0-1 |





| GAMES MISSED DUE TO INJURIES/SUSPENSIONS | | | |
|--|--|---|--------------|
| NAME | INJURY/ILLNESS | DATES OUT | GAMES MISSED |
| Jarrett Allen | Left Ankle; Soreness | 11/13 | 1 |
| | Illness; Non-Covid Related | 11/16 | 1 |
| | Low Back; Contusion | 11/27 through 11/28/22; 12/2 through 12/4/22 | 4 |
| | Back; Contusion | 11/30 | 1 |
| | Right Eye; Contusion | 3/12 through 3/17/23 | 4 |
| | Right Groin; Strain | 3/28 through 3/31/23; 4/6 | 3 |
| Mamadi Diakite | Inactive - Not With Team | 10/19 | 1 |
| | Inactive - Personal | 10/23 | 1 |
| Darius Garland | Left Eye Laceration | 10/22 through 10/30/22 | 5 |
| | Left Knee; Sprain | 11/4 | 1 |
| | Right Thumb; Sprain | 12/31/22 through 1/4/23 | 3 |
| | Right Thumb; Soreness | 2/8 | 1 |
| | Right Quadricep; Contusion | 3/10 | 1 |
| | Left Lower Leg; Contusion | 4/6 through 4/9/23 | 2 |
| Danny Green | Illness | 3/26 | 1 |
| | Health & Safety Protocols | 3/28 | 1 |
| Caris LeVert | Left Ankle; Sprain | 11/21 through 11/27/22 | 4 |
| | Right Hamstring; Soreness | 2/2 through 2/5/23 | 2 |
| | LT Knee Soreness | 4/6 | 1 |
| Robin Lopez | Illness | 12/26 through 12/29/22 | 2 |
| Kevin Love | Right Thumb; Fracture | 11/20; 11/23 through 11/30/22 | 6 |
| | Low Back; Soreness | 12/9 through 12/12/22 | 3 |
| | Low Back; Spasms | 1/26 through 1/29/23 | 3 |
| Sam Merrill | Inactive - G League On Assignment | 3/17 through 3/23/23; 3/28 through 3/31/23 | 5 |
| Donovan Mitchell | Left Ankle; Sprain | 11/4 | 1 |
| | Right Ankle; Strain | 11/13 | 1 |
| | Right Lower Leg; Soreness | 12/9 through 12/12/22 | 3 |
| | Left Groin; Strain | 1/18 through 1/21/23; 1/26 through 1/27/23 | 5 |
| | Left Groin; Soreness | 2/8 | 1 |
| | Left Hand; Finger Sprain - Injury Management | 3/14 | 1 |
| | Left Hand; Finger Sprain | 4/6 through 4/9/23 | 2 |
| Evan Mobley | Right Ankle; Soreness | 12/31/22 through 1/2/23 | 2 |
| | Inactive - Rest | 4/6 | 1 |
| Raul Neto | Right Ankle; Sprain | 11/2 | 1 |
| | Left Hamstring; Tightness | 3/23 | 1 |
| | Left Hamstring; Strain | 3/26 through 3/28/23 | 2 |
| Isaac Okoro | Left Knee; Soreness | 3/28 through 4/9/23 | 6 |
| Cedi Osman | Low Back; Soreness | 12/29 | 1 |
| | Neck; Spasms | 2/15 | 1 |
| Ricky Rubio | Left Knee; ACL Surgery | 10/19 through 11/25/22; 11/28/22 through 1/10/23 | 41 |
| | Left Knee; SCL Surgery | 11/27 | 1 |
| | Left Knee; Injury Management - ACL Recovery | 1/20; 1/27; 2/6; 2/10; 2/23 | 5 |
| | Illness | 2/15 | 1 |
| Lamar Stevens | Illness; Non-Covid | 11/25 through 11/28/22 | 3 |
| | Illness; Non-Covid Related | 11/30 | 1 |
| | Right Knee; Soreness | 12/17 through 12/21/22 | 3 |
| Dean Wade | Right Knee; Soreness | 11/11 through 11/21/22 | 6 |
| | Left Shoulder; Sprain | 12/4/22 through 1/20/23 | 24 |
| | Illness | 3/26 through 3/28/23 | 2 |
| Dylan Windler | Right Ankle; Sprain | 10/19 through 10/30/22; 11/4/22 through 2/10/23 | 57 |
| | Inactive - G League On Assignment | 2/15; 2/24; 3/1 through 3/4/23; 3/8 through 3/10/23; 3/21 through 3/23/23; 3/28 through 3/31/23 | 10 |
| | Left Foot; Sprain | 4/2 through 4/9/23 | 4 |
| TOTAL GAMES MISSED | | | 244 |





| BY CAVALIERS | AN INDIVIDUAL... | BY OPPONENT |
|---|---------------------------------------|---|
| 43 PTS, Donovan Mitchell: (CLE W, 117-113) @ Orlando, 04/04/23 | Scored 30+ points | 48 PTS, Jalen Brunson: (CLE L, 116-130) vs. New York, 03/31/23 |
| 43 PTS, Donovan Mitchell: (CLE W, 117-113) @ Orlando, 04/04/23 | Scored 40+ points | 48 PTS, Jalen Brunson: (CLE L, 116-130) vs. New York, 03/31/23 |
| 71 PTS, Donovan Mitchell: (CLE W, 145-134 (OT)) vs. Chicago, 01/02/23 | Scored 50+ points | 50 PTS, Damian Lillard: (CLE W, 119-113) @ Portland, 01/12/23 |
| 16 REB, Evan Mobley: (CLE W, 115-105) vs. Indiana, 04/02/23 | Had 15+ Rebounds | 18 REB, Joel Embiid: (CLE L, 109-118) vs. Philadelphia, 03/15/23 |
| 20 REB, Jarrett Allen: (CLE L, 117-119) @ LA Clippers, 11/07/22 | Had 20+ Rebounds | 23 REB, Clint Capela: (CLE L, 118-121) vs. Atlanta, 12/31/21 |
| 25 REB, Anderson Varejão: (CLE W, 87-81 (OT)) vs. Orlando, 01/02/14 | Had 25+ Rebounds | 26 REB, Jayson Williams: (CLE W, 85-74) @ Brooklyn, 11/13/97 |
| 17 AST, Darius Garland: (CLE L, 120-131) vs. LA Lakers, 03/21/22 | Had 15+ assists | 17 AST, Russell Westbrook: (CLE L, 105-120) @ Washington, 05/14/21 |
| 22 AST, Andre Miller: (CLE L, 91-94) vs. Philadelphia, 12/15/01 | Had 20+ assists | 20 AST, Russell Westbrook: (CLE L, 124-148) vs. Oklahoma City, 01/20/18 |
| 8 BLK, Evan Mobley: (CLE W, 112-88) @ Detroit, 11/04/22 | Had 5+ Blocks | 6 BLK, Myles Turner: (CLE L, 126-135) @ Indiana, 12/29/22 |
| 11 BLK, Larry Nance: (CLE W, 104-96) vs. New York, 01/07/89 | Had 10+ Blocks | 10 BLK, Calvin Booth: (CLE W, 104-96) @ Oklahoma City, 01/13/04 |
| 5 STL, Darius Garland: (CLE W, 132-122 (2OT)) vs. Charlotte, 11/18/22 | Had 5+ Steals | 5 STL, Ayo Dosunmu: (CLE W, 103-102) @ Chicago, 12/31/22 |
| 15 FGM, Donovan Mitchell: (CLE W, 117-113) @ Orlando, 04/04/23 | Made 10+ Field Goals | 11 FGM, Markelle Fultz: (CLE W, 117-113) @ Orlando, 04/04/23 |
| 15 FGM, Donovan Mitchell: (CLE W, 117-113) @ Orlando, 04/04/23 | Made 15+ Field Goals | 18 FGM, Jalen Brunson: (CLE L, 116-130) vs. New York, 03/31/23 |
| 22 FGM, Donovan Mitchell: (CLE W, 145-134 (OT)) vs. Chicago, 01/02/23 | Made 20+ Field Goals | 21 FGM, Jamal Murray: (CLE L, 103-120) vs. Denver, 02/19/21 |
| 8 3FGM, Donovan Mitchell: (CLE L, 115-119) @ Miami, 03/10/23 | Made 7+ 3-Pointers | 7 3FGM, Jalen Brunson: (CLE L, 116-130) vs. New York, 03/31/23 |
| 10 3FGM, Danny Green: (CLE L, 95-106) vs. Charlotte, 04/09/23 | 10+ 3-Pointer Attempts | 10 3FGM, Svi Mykhailiuk: (CLE L, 95-106) vs. Charlotte, 04/09/23 |
| 20 FTM, Donovan Mitchell: (CLE W, 145-134 (OT)) vs. Chicago, 01/02/23 | Made 15+ Free Throws | 17 FTM, Joel Embiid: (CLE L, 108-112) vs. Philadelphia, 04/03/22 |
| 20 FTM, Donovan Mitchell: (CLE W, 145-134 (OT)) vs. Chicago, 01/02/23 | Made 20+ Free Throws | 23 FTM, Dwyane Wade: (CLE L, 89-92) @ Miami, 02/01/07 |
| 5 FB, Isaac Okoro: (CLE W, 95-93) vs. New York, 01/24/22 | Made 5+ Fast Breaks | 6 FB, Jaylen Brown: (CLE L, 103-141) @ Boston, 01/24/21 |
| * Never Has Happened * | 10+ Fast Break Attempts | * Never Has Happened * |
| 6 TO, Raul Neto: (CLE W, 118-94) @ Orlando, 04/06/23 | 5+ Turnovers | 5 TO, Paolo Banchero: (CLE W, 117-113) @ Orlando, 04/04/23 |
| 19 FD, Donovan Mitchell: (CLE W, 145-134 (OT)) vs. Chicago, 01/02/23 | 10+ Fouls Drawn | 10 FD, Bryce McGowens: (CLE L, 95-106) vs. Charlotte, 04/09/23 |
| 209.1 OR, Dean Wade: (CLE L, 106-112) vs. Boston, 03/04/20 | 200+ Offensive Rating | 218.0 OR, Tony Bradley: (CLE L, 113-126) vs. Utah, 03/02/20 |
| * Never Has Happened * | 200+ Defensive Rating | * Never Has Happened * |
| 15 FGM/10 FGM/10 FGM, Donovan Mitchell/Evan Mobley/Darius Garland: (CLE L, 118-120) @ Atlanta, 03/28/23 | Two Players with 10+ Field Goals Made | 11 FGM/10 FGM, Kelly Oubre Jr./Terry Rozier: (CLE W, 120-104) @ Charlotte, 03/14/23 |
| 5 3FGM/5 3FGM, Donovan Mitchell/Caris LeVert: (CLE W, 117-113) @ Orlando, 04/04/23 | Two Players with 5+ 3-Pointers Made | 6 3FGM/5 3FGM, Tyrese Haliburton/Buddy Hield: (CLE L, 126-135) @ Indiana, 12/29/22 |
| 11 PTS, 10 REB, 14 AST, Darius Garland: (CLE W, 111-91) @ Utah, 01/12/22 | Had a triple-double | 24 PTS, 18 REB, 13 AST, Nikola Jokic: (CLE L, 109-115) vs. Denver, 02/23/23 |
| 29 PTS, 22 REB, Jarrett Allen: (CLE W, 102-101) @ Charlotte, 02/04/22 | Had a 20/20 game | 21 PTS, 20 REB, Domantas Sabonis: (CLE L, 102-111) vs. Indiana, 05/10/21 |
| 2nd period, Caris LeVert: (CLE L, 109-118) vs. Philadelphia, 03/15/23 | Had a four-point play | 2nd period, Quentin Grimes: (CLE L, 116-130) vs. New York, 03/31/23 |
| A TEAM... | | |
| 120 PTS, (CLE W, 120-104) @ Charlotte, 03/14/23 | Scored 120+ points | 130 PTS, (CLE L, 116-130) vs. New York, 03/31/23 |
| 145 PTS, (CLE W, 145-134 (OT)) vs. Chicago, 01/02/23 | Scored 130+ points | 130 PTS, (CLE L, 116-130) vs. New York, 03/31/23 |
| 145 PTS, (CLE W, 145-134 (OT)) vs. Chicago, 01/02/23 | Scored 140+ points | 141 PTS, (CLE L, 105-141) vs. Portland, 05/05/21 |
| 154 PTS, (CLE W, 154-153 (4OT)) vs. LA Lakers, 01/29/80 | Scored 150+ points | 153 PTS, (CLE W, 154-153 (4OT)) vs. LA Lakers, 01/29/80 |
| .614 (43-70), (CLE W, 122-99) vs. Utah, 12/19/22 | Shot .600+ from the field | .616 (53-86), (CLE L, 115-135) vs. Toronto, 04/10/21 |
| 24 PTS, (CLE W, 118-94) @ Orlando, 04/06/23 | Won by 20+ points | 24 PTS, (CLE L, 107-131) @ Atlanta, 03/31/22 |
| 32 PTS, (CLE W, 128-96) @ Chicago, 10/22/22 | Won by 30+ points | 36 PTS, (CLE L, 105-141) vs. Portland, 05/05/21 |
| 43 PTS, (CLE W, 110-67) vs. Philadelphia, 01/15/94 | Won by 40+ points | 41 PTS, (CLE L, 92-133) vs. LA Clippers, 02/09/20 |
| 68 PTS, (CLE W, 148-80) vs. Miami, 12/17/91 | Won by 50+ points | 55 PTS, (CLE L, 57-112) @ LA Lakers, 01/11/11 |
| 63 REB, (CLE W, 118-114 (OT)) vs. Boston, 03/06/23 | Had 60+ rebounds | 60 REB, (CLE L, 118-120) @ Atlanta, 03/28/23 |
| 35 AST, (CLE W, 122-99) vs. LA Clippers, 01/29/23 | Had 35+ assists | 35 AST, (CLE W, 119-116 (OT)) vs. Denver, 03/18/22 |
| 41 AST, (CLE W, 122-100) vs. Detroit, 04/09/14 | Had 40+ assists | 43 AST, (CLE L, 94-141) @ Philadelphia, 12/07/19 |
| 50 FGM, (CLE L, 126-135) @ Indiana, 12/29/22 | Made 50+ field goals | 50 FGM, (CLE L, 119-136) @ Atlanta, 02/24/23 |





| | | |
|--|------------------------|---|
| 20 3FGM, (CLE W, 122-99) vs. LA Clippers, 01/29/23 | Made 20+ 3-pointers | 23 3FGM, (CLE L, 114-120) vs. Golden State, 01/20/23 |
| 35 FTM, (CLE W, 105-94) vs. LA Clippers, 02/05/15 | Made 35+ free throws | 35 FTM, (CLE L, 108-112) vs. Philadelphia, 04/03/22 |
| 1st OT, (CLE W, 118-114 (OT)) vs. Boston, 03/06/23 | Overtime Win | 1st OT, (CLE L, 118-134 (OT)) vs. Phoenix, 05/04/21 |
| 2nd OT, (CLE W, 132-122 (2OT)) vs. Charlotte, 11/18/22 | Double-Overtime Win | 3rd OT, (CLE L, 139-148 (3OT)) vs. Brooklyn, 02/13/19 |
| * Never Has Happened * | Triple-Overtime Win | 3rd OT, (CLE L, 139-148 (3OT)) vs. Brooklyn, 02/13/19 |
| 4th OT, (CLE W, 154-153 (4OT)) vs. LA Lakers, 01/29/80 | Quadruple-Overtime Win | 4th OT, (CLE L, 129-131 (4OT)) vs. Portland, 10/18/74 |

THE CAVALIERS (SINGLE-SEASON)...

| | | |
|-----------------------------|-------------------------|----|
| 2/2/2023 — 2/13/2023 (7) | Won 5 straight | -- |
| 11/11/2017 — 12/6/2017 (13) | Won 10 straight | -- |
| 12/10/2022 — 12/21/2022 (5) | Won 5 straight at home | -- |
| 11/7/2017 — 1/2/2018 (13) | Won 10 straight at home | -- |
| 1/19/2015 — 4/5/2015 (18) | Won 15 straight at home | -- |
| 2/9/2018 — 3/7/2018 (5) | Won 5 straight on road | -- |
| * Never Has Happened * | Won 10 straight on road | -- |
| * Never Has Happened * | Won 15 straight on road | -- |
| 11/7/2022 — 11/16/2022 (5) | Lost 5 straight | -- |
| 4/23/2021 — 5/10/2021 (11) | Lost 10 straight | -- |
| 4/28/2021 — 5/10/2021 (7) | Lost 5 straight at home | -- |
| 11/7/2022 — 11/25/2022 (5) | Lost 5 straight on road | -- |





TEAM RECORD

| | RECORD | HOME | ROAD | OT |
|-----------|--------|-------|-------|-----|
| OVERALL | 51-31 | 31-10 | 20-21 | 7-0 |
| ATLANTIC | 8-10 | 5-4 | 3-6 | 3-0 |
| CENTRAL | 13-3 | 8-0 | 5-3 | 1-0 |
| SOUTHEAST | 13-5 | 7-2 | 6-3 | 2-0 |
| EASTERN | 34-18 | 20-6 | 14-12 | 6-0 |
| SOUTHWEST | 8-2 | 5-0 | 3-2 | 1-0 |
| NORTHWEST | 4-6 | 3-2 | 1-4 | -- |
| PACIFIC | 5-5 | 3-2 | 2-3 | -- |
| WESTERN | 17-13 | 11-4 | 6-9 | 1-0 |

HEAD COACH: JB BICKERSTAFF

| TENURE | WON | LOSS | PCT. |
|----------|-----|------|------|
| OVERALL: | 147 | 171 | .462 |
| W/ CLUB: | 99 | 74 | .572 |

TEAM WINNING & LOSING STREAKS

| LONG: | OVERALL | HOME | ROAD |
|-------|----------------------------|-----------------------------|----------------------------|
| Win | 10/22/2022 — 11/6/2022 (8) | 11/18/2022 — 12/6/2022 (7) | 3/12/2023 — 3/23/2023 (4) |
| Loss | 11/7/2022 — 11/16/2022 (5) | 12/23/2022 — 12/26/2022 (2) | 11/7/2022 — 11/25/2022 (5) |

*showing most recent streaks

AFTER 82 GAMES: W51, L31

| MARGIN | 1 | 2 | 3 | 4 | 5 | 6 | 7 | 8 | 9 | 10 | 11 | 12 | 13 | 14 | 15 | 16 | 17 | 18 | 19 | 20 | 21 | 22 | 23 |
|----------|---|---|---|---|---|---|---|---|---|----|----|----|----|----|----|----|----|----|----|----|----|----|----|
| Won By: | 3 | 2 | | 3 | | 4 | | 5 | 1 | 4 | 4 | 2 | 1 | 3 | 2 | 1 | 1 | 2 | 1 | | | | 4 |
| Lost By: | 2 | 4 | 2 | 2 | 2 | 3 | 1 | 2 | 2 | | 4 | 2 | 1 | 1 | 2 | | 1 | | | | | | |

| MARGIN | 24 | 25 | 26 | 27 | 28 | 29 | 30 | 31 | 32 | 33 | 34 | 35 | 36 | 37 | 38 | 39 | 40 | 41 | 42 | 43 | 44 | 45 | 46 |
|----------|----|----|----|----|----|----|----|----|----|----|----|----|----|----|----|----|----|----|----|----|----|----|----|
| Won By: | 3 | 1 | 1 | | 2 | | | | 1 | | | | | | | | | | | | | | |
| Lost By: | | | | | | | | | | | | | | | | | | | | | | | |

| AT START OF: | OVERALL | HOME | ROAD | FG%: | OVERALL | HOME | ROAD |
|--------------|---------|------|-------|--------|---------|------|------|
| 2nd-Ahead: | 31-9 | 22-3 | 9-6 | -44% | 7-7 | 6-2 | 1-5 |
| -Behind: | 19-20 | 8-7 | 11-13 | 45-49% | 14-14 | 8-5 | 6-9 |
| -Tied: | 1-2 | 1-0 | 0-2 | 50-54% | 17-10 | 9-3 | 8-7 |
| 3rd-Ahead: | 35-10 | 22-3 | 13-7 | 55-59% | 10-0 | 5-0 | 5-0 |
| -Behind: | 16-18 | 9-6 | 7-12 | +60% | 3-0 | 3-0 | 0-0 |
| -Tied: | 0-3 | 0-1 | 0-2 | | | | |
| 4th-Ahead: | 37-8 | 22-3 | 15-5 | | | | |
| -Behind: | 14-21 | 9-6 | 5-15 | | | | |
| -Tied: | 0-2 | 0-1 | 0-1 | | | | |





| DATE | OPPONENT | H-R | W-L | SCORE CLE-OPP | HOME RECORD | ROAD RECORD | TOTAL RECORD | CAVALIERS HI SCORER | PT | CAVALIERS HI REBR | RB | CAVALIERS HI ASSISTS | AST | OPPONENT HI SCORER | PT | ATTEND |
|------------|------------------|-----|-----|------------------|----------------|----------------|-----------------|------------------------|----|----------------------------|----|-------------------------|-----|-------------------------|----|--------|
| 10/19/2022 | at Raptors | R | L | 105-108 | 0-0 | 0-1 | 0-1 | D. Mitchell | 31 | J. Allen | 10 | D. Mitchell | 9 | P. Siakam | 23 | 19,800 |
| 10/22/2022 | at Bulls | R | W | 128-96 | 0-0 | 1-1 | 1-1 | D. Mitchell | 32 | K. Love | 12 | D. Mitchell/C. LeVert | 8 | Z. LaVine | 23 | 21,089 |
| 10/23/2022 | Wizards | H | W | 117-107 | 1-0 | 1-1 | 2-1 | D. Mitchell | 37 | J. Allen | 14 | D. Mitchell/C. LeVert | 4 | B. Beal | 27 | 19,432 |
| 10/26/2022 | Magic | H | W | 103-92 | 2-0 | 1-1 | 3-1 | E. Mobley | 20 | J. Allen | 16 | D. Mitchell | 8 | P. Banchemo | 29 | 0 |
| 10/28/2022 | at Celtics | R | W | 132-123 | 2-0 | 2-1 | 4-1 | C. LeVert/D. Mitchell | 41 | J. Allen | 11 | C. LeVert | 7 | J. Brown/J. Tatum | 32 | 19,156 |
| 10/30/2022 | Knicks | H | W | 121-108 | 3-0 | 2-1 | 5-1 | D. Mitchell | 38 | J. Allen | 13 | D. Mitchell | 12 | E. Fournier/J. Brunson | 16 | 19,432 |
| 11/02/2022 | Celtics | H | W | 114-113 | 4-0 | 2-1 | 6-1 | D. Garland | 29 | J. Allen | 14 | D. Garland | 12 | J. Brown | 30 | 19,432 |
| 11/04/2022 | at Pistons | R | W | 112-88 | 4-0 | 3-1 | 7-1 | J. Allen | 23 | K. Love/E. Mobley | 8 | K. Love | 10 | C. Cunningham | 19 | 18,744 |
| 11/06/2022 | at Lakers | R | W | 114-100 | 4-0 | 4-1 | 8-1 | D. Mitchell | 33 | J. Allen | 11 | D. Garland | 12 | L. James | 27 | 18,997 |
| 11/07/2022 | at Clippers | R | L | 117-119 | 4-0 | 4-2 | 8-2 | D. Mitchell | 30 | J. Allen | 20 | D. Garland | 7 | P. George | 26 | 16,516 |
| 11/09/2022 | at Kings | R | L | 120-127 | 4-0 | 4-3 | 8-3 | D. Mitchell | 38 | C. LeVert | 10 | D. Garland | 8 | D. Saboris | 21 | 13,816 |
| 11/11/2022 | at Warriors | R | L | 101-106 | 4-0 | 4-4 | 8-4 | D. Mitchell | 29 | E. Mobley | 13 | D. Mitchell | 9 | S. Curry | 40 | 18,064 |
| 11/13/2022 | Timberwolves | H | L | 124-129 | 4-1 | 4-4 | 8-5 | D. Garland | 51 | E. Mobley | 13 | D. Garland | 6 | D. Russell | 30 | 19,432 |
| 11/16/2022 | at Bucks | R | L | 98-113 | 4-1 | 4-5 | 8-6 | D. Mitchell/D. Garland | 23 | K. Love/E. Mobley | 7 | D. Garland | 8 | B. Lopez | 29 | 17,341 |
| 11/18/2022 | Hornets | H | W | 132-122 | 5-1 | 4-5 | 9-6 | D. Garland | 41 | E. Mobley | 18 | D. Garland/D. Mitchell | 6 | K. Oubre Jr. | 34 | 19,432 |
| 11/20/2022 | Heat | H | W | 113-87 | 6-1 | 4-5 | 10-6 | D. Garland | 25 | C. Osman | 12 | D. Garland | 7 | B. Adebayo | 21 | 19,432 |
| 11/21/2022 | Hawks | H | W | 114-102 | 7-1 | 4-5 | 11-6 | D. Mitchell | 29 | J. Allen | 11 | D. Mitchell/D. Garland | 9 | T. Young | 25 | 19,432 |
| 11/23/2022 | Trail Blazers | H | W | 114-96 | 8-1 | 4-5 | 12-6 | D. Mitchell | 34 | J. Allen | 13 | D. Garland | 12 | J. Nurkic | 22 | 19,432 |
| 11/25/2022 | at Bucks | R | L | 102-117 | 8-1 | 4-6 | 12-7 | D. Mitchell | 29 | D. Wade | 12 | D. Garland | 3 | G. Antetokounmpo | 38 | 17,447 |
| 11/27/2022 | at Pistons | R | W | 102-94 | 8-1 | 5-6 | 13-7 | D. Mitchell | 32 | E. Mobley | 13 | D. Garland | 10 | M. Bagley III | 19 | 18,240 |
| 11/28/2022 | at Raptors | R | L | 88-100 | 8-1 | 5-7 | 13-8 | D. Garland/E. Mobley | 18 | E. Mobley | 15 | D. Garland | 10 | O. Anunoby | 20 | 19,800 |
| 11/30/2022 | 76ers | H | W | 113-85 | 9-1 | 5-7 | 14-8 | C. LeVert | 22 | E. Mobley | 8 | D. Garland | 9 | J. Embiid | 19 | 19,432 |
| 12/02/2022 | Magic | H | W | 107-96 | 10-1 | 5-7 | 15-8 | D. Mitchell | 34 | E. Mobley | 13 | D. Garland | 6 | P. Banchemo | 22 | 19,432 |
| 12/04/2022 | at Knicks | R | L | 81-92 | 10-1 | 5-8 | 15-9 | D. Mitchell | 23 | E. Mobley | 10 | D. Mitchell | 5 | J. Brunson | 23 | 19,007 |
| 12/06/2022 | Lakers | H | W | 116-102 | 11-1 | 5-8 | 16-9 | D. Mitchell | 43 | E. Mobley | 12 | D. Garland | 11 | L. James | 21 | 19,432 |
| 12/09/2022 | Kings | H | L | 95-106 | 11-2 | 5-8 | 16-10 | C. LeVert | 22 | L. Stevens/J. Allen | 8 | C. LeVert/D. Garland | 6 | H. Barnes | 20 | 19,432 |
| 12/10/2022 | Thunder | H | W | 110-102 | 12-2 | 5-8 | 17-10 | C. LeVert | 22 | E. Mobley | 12 | D. Garland | 8 | S. Gilgeous-Alexander | 23 | 19,432 |
| 12/12/2022 | at Spurs | R | L | 111-112 | 12-2 | 5-9 | 17-11 | D. Mitchell | 28 | E. Mobley | 13 | D. Garland | 9 | J. Richardson | 24 | 13,434 |
| 12/14/2022 | at Mavericks | R | W | 105-90 | 12-2 | 6-9 | 18-11 | D. Mitchell | 34 | L. Stevens | 11 | E. Mobley/D. Garland | 6 | L. Dončić | 30 | 20,093 |
| 12/16/2022 | Pacers | H | W | 118-112 | 13-2 | 6-9 | 19-11 | D. Mitchell | 41 | E. Mobley | 9 | D. Garland | 10 | B. Mathurin | 22 | 19,432 |
| 12/17/2022 | Mavericks | H | W | 100-99 | 14-2 | 6-9 | 20-11 | D. Mitchell | 25 | J. Allen | 15 | D. Garland | 12 | K. Walker | 32 | 19,432 |
| 12/19/2022 | Jazz | H | W | 122-99 | 15-2 | 6-9 | 21-11 | D. Mitchell | 23 | J. Allen | 11 | D. Garland | 8 | L. Markkanen | 24 | 19,432 |
| 12/21/2022 | Bucks | H | W | 114-106 | 16-2 | 6-9 | 22-11 | D. Mitchell | 36 | K. Love | 9 | D. Mitchell | 6 | G. Antetokounmpo | 45 | 19,432 |
| 12/23/2022 | Raptors | H | L | 107-118 | 16-3 | 6-9 | 22-12 | D. Garland | 17 | E. Mobley | 8 | D. Garland | 8 | P. Siakam/O. Anunoby | 26 | 19,432 |
| 12/26/2022 | Nets | H | L | 117-125 | 16-4 | 6-9 | 22-13 | D. Garland | 46 | J. Allen | 11 | D. Garland | 8 | K. Irving/K. Durant | 32 | 19,432 |
| 12/29/2022 | at Pacers | R | L | 126-135 | 16-4 | 6-10 | 22-14 | D. Mitchell | 28 | J. Allen | 14 | D. Garland | 8 | T. Haliburton | 29 | 17,274 |
| 12/31/2022 | at Bulls | R | W | 103-102 | 16-4 | 7-10 | 23-14 | C. LeVert | 23 | J. Allen | 10 | D. Mitchell | 6 | D. DeRozan | 21 | 21,524 |
| 01/02/2023 | Bulls | H | W | 145-134 | 17-4 | 7-10 | 24-14 | D. Mitchell | 71 | K. Love | 17 | D. Mitchell | 11 | D. DeRozan | 44 | 19,432 |
| 01/04/2023 | Suns | H | W | 90-88 | 18-4 | 7-10 | 25-14 | C. LeVert | 21 | K. Love/E. Mobley/J. Allen | 8 | D. Mitchell | 9 | C. Paul | 25 | 19,432 |
| 01/06/2023 | at Nuggets | R | L | 108-121 | 18-4 | 7-11 | 25-15 | C. LeVert | 22 | E. Mobley/J. Allen | 9 | D. Garland | 8 | N. Jokic | 28 | 19,638 |
| 01/08/2023 | at Suns | R | W | 112-98 | 18-4 | 8-11 | 26-15 | D. Mitchell/D. Garland | 22 | J. Allen | 12 | D. Garland/C. LeVert | 7 | D. Washington Jr. | 25 | 17,071 |
| 01/10/2023 | at Jazz | R | L | 114-116 | 18-4 | 8-12 | 26-16 | D. Mitchell | 46 | K. Love | 9 | D. Garland/D. Mitchell | 6 | J. Clarkson | 32 | 18,206 |
| 01/12/2023 | at Trail Blazers | R | W | 119-113 | 18-4 | 9-12 | 27-16 | D. Mitchell | 26 | J. Allen | 10 | D. Garland | 10 | D. Lillard | 50 | 18,105 |
| 01/14/2023 | at Timberwolves | R | L | 102-110 | 18-4 | 9-13 | 27-17 | E. Mobley/J. Allen | 19 | K. Love/E. Mobley/J. Allen | 8 | D. Mitchell | 6 | A. Edwards | 27 | 17,136 |
| 01/16/2023 | Pelicans | H | W | 113-103 | 19-4 | 9-13 | 28-17 | D. Garland | 30 | J. Allen | 11 | D. Garland | 11 | C. McCollum | 25 | 19,432 |
| 01/18/2023 | at Grizzlies | R | L | 114-115 | 19-4 | 9-14 | 28-18 | D. Garland | 24 | E. Mobley | 15 | D. Garland | 14 | D. Bane | 25 | 16,892 |
| 01/20/2023 | Warriors | H | L | 114-120 | 19-5 | 9-14 | 28-19 | D. Garland | 31 | J. Allen | 8 | D. Garland | 9 | J. Poole | 32 | 19,432 |
| 01/21/2023 | Bucks | H | W | 114-102 | 20-5 | 9-14 | 29-19 | E. Mobley | 38 | E. Mobley | 9 | D. Garland | 10 | J. Holiday | 28 | 19,432 |
| 01/24/2023 | at Knicks | R | L | 103-105 | 20-5 | 9-15 | 29-20 | D. Mitchell/J. Allen | 24 | J. Allen | 12 | D. Mitchell | 8 | J. Randle | 36 | 19,812 |
| 01/26/2023 | at Rockets | R | W | 113-95 | 20-5 | 10-15 | 30-20 | D. Garland | 26 | J. Allen/E. Mobley | 10 | D. Garland | 9 | T. Eason | 18 | 16,327 |
| 01/27/2023 | at Thunder | R | L | 100-112 | 20-5 | 10-16 | 30-21 | D. Garland | 31 | E. Mobley | 11 | D. Garland | 13 | S. Gilgeous-Alexander | 35 | 16,236 |
| 01/29/2023 | Clippers | H | W | 122-99 | 21-5 | 10-16 | 31-21 | C. Osman | 29 | E. Mobley | 9 | D. Garland | 10 | B. Boston Jr. | 24 | 19,432 |
| 01/31/2023 | Heat | H | L | 97-100 | 21-6 | 10-16 | 31-22 | E. Mobley | 19 | J. Allen | 11 | D. Mitchell | 9 | J. Butler | 23 | 19,432 |
| 02/02/2023 | Grizzlies | H | W | 128-113 | 22-6 | 10-16 | 32-22 | D. Garland | 32 | E. Mobley | 14 | D. Garland | 11 | D. Bane | 25 | 19,432 |
| 02/05/2023 | at Pacers | R | W | 122-103 | 22-6 | 11-16 | 33-22 | D. Garland | 24 | J. Allen | 13 | R. Rubio | 9 | M. Turner | 27 | 17,274 |
| 02/06/2023 | at Wizards | R | W | 114-91 | 22-6 | 12-16 | 34-22 | D. Garland/J. Allen | 23 | J. Allen/C. LeVert | 8 | D. Garland/D. Mitchell | 5 | K. Porzingis | 18 | 16,744 |
| 02/08/2023 | Pistons | H | W | 113-85 | 23-6 | 12-16 | 35-22 | J. Allen | 20 | J. Allen | 16 | R. Neto | 8 | B. Bogdanovic | 15 | 19,432 |
| 02/10/2023 | at Pelicans | R | W | 118-107 | 23-6 | 13-16 | 36-22 | D. Mitchell | 30 | E. Mobley | 13 | C. LeVert | 9 | B. Ingram | 25 | 16,398 |
| 02/11/2023 | Bulls | H | W | 97-89 | 24-6 | 13-16 | 37-22 | D. Mitchell | 29 | J. Allen/D. Mitchell | 10 | D. Garland | 7 | Z. LaVine | 23 | 19,432 |
| 02/13/2023 | Spurs | H | W | 117-109 | 25-6 | 13-16 | 38-22 | D. Mitchell | 41 | J. Allen | 11 | D. Garland | 7 | K. Johnson | 25 | 19,432 |
| 02/15/2023 | at 76ers | R | L | 112-118 | 25-6 | 13-17 | 38-23 | D. Mitchell | 33 | E. Mobley | 9 | D. Garland | 6 | J. Embiid | 29 | 21,134 |
| 02/23/2023 | Nuggets | H | L | 109-115 | 25-7 | 13-17 | 38-24 | E. Mobley | 31 | J. Allen | 13 | C. LeVert | 9 | M. Porter Jr. | 25 | 19,432 |
| 02/24/2023 | at Hawks | R | L | 119-136 | 25-7 | 13-18 | 38-25 | D. Garland | 33 | J. Allen | 9 | R. Neto/L. Stevens | 4 | T. Young | 34 | 18,065 |
| 02/26/2023 | Raptors | H | W | 118-93 | 26-7 | 13-18 | 39-25 | D. Mitchell | 35 | J. Allen | 11 | D. Garland | 11 | P. Siakam | 25 | 19,432 |
| 03/01/2023 | at Celtics | R | L | 113-117 | 26-7 | 13-19 | 39-26 | D. Mitchell | 44 | E. Mobley | 13 | D. Garland | 9 | J. Tatum | 41 | 19,156 |
| 03/04/2023 | Pistons | H | W | 114-90 | 27-7 | 13-19 | 40-26 | D. Garland | 21 | E. Mobley | 11 | D. Garland | 7 | M. Bagley III | 20 | 19,432 |
| 03/06/2023 | Celtics | H | W | 118-114 | 28-7 | 13-19 | 41-26 | D. Mitchell | 40 | E. Mobley | 17 | D. Garland | 12 | J. Brown | 32 | 19,432 |
| 03/08/2023 | at Heat | R | W | 104-100 | 28-7 | 14-19 | 42-26 | D. Garland | 25 | J. Allen | 12 | D. Garland | 7 | J. Butler | 28 | 19,600 |
| 03/10/2023 | at Heat | R | L | 115-119 | 28-7 | 14-20 | 42-27 | D. Mitchell | 42 | J. Allen | 13 | R. Rubio | 8 | J. Butler | 33 | 19,757 |
| 03/12/2023 | at Hornets | R | W | 114-108 | 28-7 | 15-20 | 43-27 | D. Garland | 28 | E. Mobley | 9 | D. Garland | 6 | T. Rozier | 27 | 17,342 |
| 03/14/2023 | at Hornets | R | W | 120-104 | 28-7 | 16-20 | 44-27 | E. Mobley | 26 | E. Mobley | 6 | C. LeVert/D. Garland | 7 | K. Oubre Jr. | 28 | 16,690 |
| 03/15/2023 | 76ers | H | L | 109-118 | 28-8 | 16-20 | 44-28 | C. LeVert | 24 | E. Mobley | 12 | C. LeVert | 6 | J. Embiid | 36 | 19,432 |
| 03/17/2023 | Wizards | H | W | 117-94 | 29-8 | 16-20 | 45-28 | D. Garland | 24 | E. Mobley | 8 | D. Garland | 9 | B. Beal | 22 | 19,432 |
| 03/21/2023 | at Nets | R | W | 115-109 | 29-8 | 17-20 | 46-28 | D. Mitchell | 31 | J. Allen | 14 | D. Garland | 6 | D. Sharpe | 20 | 17,732 |
| 03/23/2023 | at Nets | R | W | 116-114 | 29-8 | 18-20 | 47-28 | D. Mitchell | 31 | E. Mobley | 16 | D. Garland | 8 | M. Bridges | 32 | 17,732 |
| 03/26/2023 | Rockets | H | W | 108-91 | 30-8 | 18-20 | 48-28 | J. Allen | 24 | J. Allen | 14 | D. Garland | 8 | J. Green | 30 | 19,432 |
| 03/28/2023 | at Hawks | R | L | 118-120 | 30-8 | 18-21 | 48-29 | D. Mitchell | 44 | E. Mobley | 15 | E. Mobley | 6 | D. Murray | 29 | 17,748 |
| 03/31/2023 | Knicks | H | L | 116-130 | 30-9 | 18-21 | 48-30 | D. Mitchell | 42 | E. Mobley/L. Stevens | 7 | D. Garland | 9 | J. Brunson | 48 | 19,432 |
| 04/02/2023 | Pacers | H | W | 115-105 | 31-9 | 18-21 | 49-30 | D. Mitchell | 40 | E. Mobley | 16 | D. Garland | 6 | B. Mathurin | 19 | 19,432 |
| 04/04/2023 | at Magic | R | W | 117-113 | 31-9 | 19-21 | 50-30 | D. Mitchell | 43 | E. Mobley/J. Allen | 7 | D. Garland | 10 | M. Fultz | 23 | 19,449 |
| 04/06/2023 | at Magic | R | W | 118-94 | 31-9 | 20-21 | 51-30 | D. Green | 21 | M. Diakite | 8 | R. Neto | 8 | J. Suggs | 22 | 19,235 |
| 04/09/2023 | Hornets | H | L | 95-106 | 31-10 | 20-21 | 51-31 | S. Merrill | 17 | J. Allen | 6 | R. Rubio | 7 | B. McGowens/M. Williams | 22 | 19,432 |





2022-23 REGULAR SEASON GAME-BY-GAME STATS

| DATE | GAME | W/L | FG | FGA | PCT | 3FG | 3FGA | PCT | FT | FTA | PCT | OR | DR | REB | AST | PF | ST | TO | BS | PTS |
|--------|-------------------|-----|----|-----|-------|-----|------|-------|----|-----|-------|----|----|-----|-----|----|----|----|----|-----|
| 10/19 | Cavaliers | L | 38 | 77 | 0.494 | 10 | 28 | 0.357 | 19 | 23 | 0.826 | 6 | 32 | 38 | 25 | 21 | 5 | 17 | 5 | 105 |
| 19,800 | at Raptors | | 36 | 86 | 0.419 | 13 | 30 | 0.433 | 23 | 32 | 0.719 | 12 | 29 | 41 | 19 | 23 | 15 | 13 | 4 | 108 |
| 10/22 | Cavaliers | W | 48 | 85 | 0.565 | 16 | 27 | 0.593 | 16 | 18 | 0.889 | 8 | 40 | 48 | 32 | 17 | 4 | 18 | 5 | 128 |
| 21,089 | at Bulls | | 34 | 84 | 0.405 | 7 | 29 | 0.241 | 21 | 25 | 0.840 | 10 | 25 | 35 | 19 | 19 | 12 | 10 | 7 | 96 |
| 10/23 | Cavaliers | W | 41 | 96 | 0.427 | 13 | 33 | 0.394 | 22 | 25 | 0.880 | 16 | 32 | 48 | 19 | 20 | 10 | 13 | 5 | 117 |
| 19,432 | vs. Wizards | | 43 | 87 | 0.494 | 12 | 28 | 0.429 | 9 | 15 | 0.600 | 4 | 31 | 35 | 25 | 24 | 9 | 20 | 4 | 107 |
| 10/26 | Cavaliers | W | 36 | 87 | 0.414 | 10 | 33 | 0.303 | 21 | 30 | 0.700 | 12 | 31 | 43 | 25 | 22 | 6 | 13 | 3 | 103 |
| | vs. Magic | | 35 | 81 | 0.432 | 6 | 24 | 0.250 | 16 | 21 | 0.762 | 10 | 33 | 43 | 19 | 29 | 6 | 17 | 6 | 92 |
| 10/28 | Cavaliers | W | 45 | 87 | 0.517 | 16 | 35 | 0.457 | 26 | 34 | 0.765 | 9 | 33 | 42 | 18 | 28 | 5 | 16 | 2 | 132 |
| 19,156 | at Celtics | | 42 | 82 | 0.512 | 13 | 33 | 0.394 | 26 | 32 | 0.813 | 5 | 29 | 34 | 28 | 27 | 9 | 19 | 2 | 123 |
| 10/30 | Cavaliers | W | 41 | 89 | 0.461 | 23 | 50 | 0.460 | 16 | 19 | 0.842 | 10 | 33 | 43 | 33 | 22 | 3 | 14 | 5 | 121 |
| 19,432 | vs. Knicks | | 45 | 92 | 0.489 | 10 | 27 | 0.370 | 8 | 16 | 0.500 | 12 | 33 | 45 | 26 | 25 | 9 | 14 | 2 | 108 |
| 11/2 | Cavaliers | W | 42 | 100 | 0.420 | 11 | 39 | 0.282 | 19 | 24 | 0.792 | 9 | 42 | 51 | 24 | 23 | 6 | 11 | 4 | 114 |
| 19,432 | vs. Celtics | | 38 | 93 | 0.409 | 11 | 41 | 0.268 | 26 | 27 | 0.963 | 8 | 44 | 52 | 26 | 24 | 5 | 14 | 9 | 113 |
| 11/4 | Cavaliers | W | 44 | 81 | 0.543 | 11 | 26 | 0.423 | 13 | 16 | 0.813 | 10 | 37 | 47 | 30 | 15 | 5 | 19 | 13 | 112 |
| 18,744 | at Pistons | | 31 | 83 | 0.373 | 13 | 37 | 0.351 | 13 | 15 | 0.867 | 9 | 25 | 34 | 16 | 22 | 10 | 19 | 6 | 88 |
| 11/6 | Cavaliers | W | 37 | 84 | 0.440 | 8 | 32 | 0.250 | 32 | 36 | 0.889 | 9 | 39 | 48 | 19 | 20 | 7 | 14 | 6 | 114 |
| 18,997 | at Lakers | | 40 | 87 | 0.460 | 8 | 27 | 0.296 | 12 | 21 | 0.571 | 10 | 33 | 43 | 24 | 26 | 4 | 17 | 4 | 100 |
| 11/7 | Cavaliers | L | 43 | 83 | 0.518 | 16 | 33 | 0.485 | 15 | 21 | 0.714 | 10 | 38 | 48 | 29 | 21 | 6 | 17 | 2 | 117 |
| 16,516 | at Clippers | | 40 | 79 | 0.506 | 17 | 38 | 0.447 | 22 | 28 | 0.786 | 4 | 27 | 31 | 19 | 19 | 8 | 9 | 2 | 119 |
| 11/9 | Cavaliers | L | 46 | 86 | 0.535 | 11 | 26 | 0.423 | 17 | 20 | 0.850 | 12 | 30 | 42 | 24 | 23 | 4 | 18 | 1 | 120 |
| 13,816 | at Kings | | 40 | 76 | 0.526 | 17 | 39 | 0.436 | 30 | 35 | 0.857 | 2 | 22 | 24 | 30 | 20 | 12 | 9 | 4 | 127 |
| 11/11 | Cavaliers | L | 37 | 92 | 0.402 | 8 | 30 | 0.267 | 19 | 26 | 0.731 | 14 | 32 | 46 | 25 | 17 | 6 | 13 | 3 | 101 |
| 18,064 | at Warriors | | 40 | 82 | 0.488 | 15 | 36 | 0.417 | 11 | 14 | 0.786 | 8 | 36 | 44 | 29 | 27 | 5 | 15 | 3 | 106 |
| 11/13 | Cavaliers | L | 40 | 89 | 0.449 | 17 | 34 | 0.500 | 27 | 39 | 0.692 | 16 | 24 | 40 | 22 | 22 | 6 | 10 | 1 | 124 |
| 19,432 | vs. Timberwolves | | 46 | 82 | 0.561 | 12 | 24 | 0.500 | 25 | 34 | 0.735 | 11 | 36 | 47 | 30 | 30 | 5 | 13 | 4 | 129 |
| 11/16 | Cavaliers | L | 36 | 84 | 0.429 | 12 | 28 | 0.429 | 14 | 17 | 0.824 | 6 | 28 | 34 | 22 | 18 | 7 | 8 | 7 | 98 |
| 17,341 | at Bucks | | 41 | 86 | 0.477 | 16 | 39 | 0.410 | 15 | 27 | 0.556 | 13 | 39 | 52 | 26 | 16 | 5 | 14 | 6 | 113 |
| 11/18 | Cavaliers | W | 49 | 92 | 0.533 | 8 | 28 | 0.286 | 26 | 32 | 0.813 | 7 | 43 | 50 | 25 | 25 | 8 | 20 | 8 | 132 |
| 19,432 | vs. Hornets | | 44 | 110 | 0.400 | 14 | 44 | 0.318 | 20 | 24 | 0.833 | 7 | 36 | 53 | 24 | 33 | 11 | 16 | 6 | 122 |
| 11/20 | Cavaliers | W | 44 | 83 | 0.530 | 13 | 37 | 0.351 | 12 | 16 | 0.750 | 13 | 36 | 49 | 31 | 23 | 7 | 20 | 1 | 113 |
| 19,432 | vs. Heat | | 31 | 80 | 0.388 | 6 | 31 | 0.194 | 19 | 22 | 0.864 | 11 | 19 | 30 | 17 | 16 | 6 | 16 | 3 | 87 |
| 11/21 | Cavaliers | W | 42 | 70 | 0.600 | 10 | 19 | 0.526 | 20 | 23 | 0.870 | 3 | 34 | 37 | 24 | 17 | 8 | 20 | 3 | 114 |
| 19,432 | vs. Hawks | | 38 | 87 | 0.437 | 11 | 34 | 0.324 | 15 | 17 | 0.882 | 10 | 25 | 35 | 24 | 21 | 11 | 17 | 3 | 102 |
| 11/23 | Cavaliers | W | 41 | 74 | 0.554 | 12 | 27 | 0.444 | 20 | 23 | 0.870 | 11 | 28 | 39 | 22 | 14 | 4 | 17 | 4 | 114 |
| 19,432 | vs. Trail Blazers | | 35 | 78 | 0.449 | 13 | 31 | 0.419 | 13 | 13 | 1.000 | 11 | 21 | 32 | 28 | 24 | 9 | 17 | 4 | 96 |
| 11/25 | Cavaliers | L | 34 | 87 | 0.391 | 12 | 33 | 0.364 | 22 | 26 | 0.846 | 10 | 31 | 41 | 12 | 17 | 9 | 9 | 2 | 102 |
| 17,447 | at Bucks | | 42 | 83 | 0.506 | 15 | 32 | 0.469 | 18 | 25 | 0.720 | 8 | 35 | 43 | 27 | 22 | 4 | 13 | 9 | 117 |
| 11/27 | Cavaliers | W | 33 | 77 | 0.429 | 8 | 28 | 0.286 | 28 | 33 | 0.848 | 10 | 31 | 41 | 14 | 20 | 3 | 14 | 4 | 102 |
| 18,240 | at Pistons | | 36 | 79 | 0.456 | 8 | 28 | 0.286 | 14 | 26 | 0.538 | 7 | 29 | 36 | 14 | 26 | 9 | 16 | 6 | 94 |
| 11/28 | Cavaliers | L | 34 | 90 | 0.378 | 7 | 38 | 0.184 | 13 | 16 | 0.813 | 13 | 34 | 47 | 21 | 18 | 7 | 10 | 3 | 88 |
| 19,800 | at Raptors | | 37 | 84 | 0.440 | 12 | 28 | 0.429 | 14 | 17 | 0.824 | 7 | 38 | 45 | 23 | 17 | 4 | 12 | 5 | 100 |
| 11/30 | Cavaliers | W | 45 | 74 | 0.608 | 15 | 29 | 0.517 | 8 | 10 | 0.800 | 6 | 34 | 40 | 28 | 13 | 10 | 19 | 3 | 113 |
| 19,432 | vs. 76ers | | 32 | 77 | 0.416 | 6 | 26 | 0.231 | 15 | 18 | 0.833 | 7 | 23 | 30 | 19 | 11 | 7 | 16 | 1 | 85 |
| 12/2 | Cavaliers | W | 41 | 84 | 0.488 | 16 | 42 | 0.381 | 9 | 9 | 1.000 | 5 | 28 | 33 | 22 | 14 | 7 | 13 | 5 | 107 |
| 19,432 | vs. Magic | | 40 | 81 | 0.494 | 8 | 23 | 0.348 | 8 | 12 | 0.667 | 11 | 29 | 40 | 19 | 13 | 6 | 18 | 4 | 96 |
| 12/4 | Cavaliers | L | 29 | 83 | 0.349 | 8 | 35 | 0.229 | 15 | 20 | 0.750 | 8 | 31 | 39 | 17 | 15 | 7 | 19 | 6 | 81 |
| 19,007 | at Knicks | | 35 | 86 | 0.407 | 5 | 29 | 0.172 | 17 | 21 | 0.810 | 14 | 40 | 54 | 17 | 16 | 6 | 21 | 3 | 92 |
| 12/6 | Cavaliers | W | 48 | 93 | 0.516 | 7 | 27 | 0.259 | 13 | 17 | 0.765 | 9 | 35 | 44 | 25 | 20 | 11 | 8 | 3 | 116 |
| 19,432 | vs. Lakers | | 38 | 89 | 0.427 | 6 | 36 | 0.167 | 20 | 24 | 0.833 | 14 | 29 | 43 | 16 | 13 | 4 | 16 | 6 | 102 |
| 12/9 | Cavaliers | L | 34 | 79 | 0.430 | 10 | 30 | 0.333 | 17 | 22 | 0.773 | 8 | 28 | 36 | 20 | 23 | 7 | 20 | 4 | 95 |
| 19,432 | vs. Kings | | 35 | 66 | 0.530 | 16 | 33 | 0.485 | 20 | 32 | 0.625 | 5 | 33 | 38 | 21 | 22 | 11 | 19 | 5 | 106 |
| 12/10 | Cavaliers | W | 40 | 85 | 0.471 | 12 | 32 | 0.375 | 18 | 26 | 0.692 | 12 | 36 | 48 | 25 | 14 | 6 | 13 | 4 | 110 |
| 19,432 | vs. Thunder | | 38 | 83 | 0.458 | 10 | 29 | 0.345 | 16 | 20 | 0.800 | 7 | 33 | 40 | 25 | 26 | 8 | 11 | 6 | 102 |
| 12/12 | Cavaliers | L | 45 | 92 | 0.489 | 5 | 23 | 0.217 | 16 | 17 | 0.941 | 15 | 29 | 44 | 21 | 13 | 7 | 15 | 7 | 111 |
| 13,434 | at Spurs | | 46 | 97 | 0.474 | 9 | 27 | 0.333 | 11 | 16 | 0.688 | 19 | 27 | 46 | 25 | 19 | 6 | 13 | 2 | 112 |
| 12/14 | Cavaliers | W | 41 | 78 | 0.526 | 8 | 24 | 0.333 | 15 | 19 | 0.789 | 5 | 38 | 43 | 26 | 20 | 5 | 9 | 2 | 105 |
| 20,093 | at Mavericks | | 29 | 74 | 0.392 | 13 | 38 | 0.342 | 19 | 26 | 0.731 | 6 | 27 | 33 | 17 | 15 | 2 | 13 | 3 | 90 |
| 12/16 | Cavaliers | W | 38 | 76 | 0.500 | 14 | 31 | 0.452 | 28 | 32 | 0.875 | 6 | 28 | 34 | 23 | 15 | 6 | 10 | 2 | 118 |
| 19,432 | vs. Pacers | | 42 | 80 | 0.525 | 11 | 36 | 0.306 | 17 | 19 | 0.895 | 5 | 28 | 33 | 34 | 22 | 6 | 10 | 4 | 112 |
| 12/17 | Cavaliers | W | 40 | 94 | 0.426 | 7 | 36 | 0.194 | 13 | 22 | 0.591 | 9 | 42 | 51 | 23 | 24 | 6 | 13 | 5 | 100 |
| 19,432 | vs. Mavericks | | 36 | 88 | 0.409 | 15 | 49 | 0.306 | 12 | 19 | 0.632 | 5 | 40 | 45 | 19 | 20 | 5 | 12 | 6 | 99 |
| 12/19 | Cavaliers | W | 43 | 70 | 0.614 | 15 | 26 | 0.577 | 21 | 26 | 0.808 | 4 | 41 | 45 | 24 | 20 | 5 | 23 | 4 | 122 |
| 19,432 | vs. Jazz | | 36 | 93 | 0.387 | 10 | 34 | 0.294 | 17 | 23 | 0.739 | 15 | 20 | 35 | 19 | 22 | 9 | 14 | 2 | 99 |
| 12/21 | Cavaliers | W | 41 | 85 | 0.482 | 10 | 32 | 0.313 | 22 | 28 | 0.786 | 9 | 28 | 37 | 22 | 21 | 8 | 10 | 3 | 114 |
| 19,432 | vs. Bucks | | 39 | 83 | 0.470 | 13 | 30 | 0.433 | 15 | 22 | 0.682 | 13 | 33 | 46 | 20 | 23 | 7 | 21 | 5 | 106 |
| 12/23 | Cavaliers | L | 39 | 76 | 0.513 | 11 | 33 | 0.333 | 18 | 30 | 0.600 | 6 | 29 | 35 | 27 | 17 | 9 | 15 | 4 | 107 |
| 19,432 | vs. Raptors | | 42 | 84 | 0.500 | 19 | 37 | 0.514 | 15 | 18 | 0.833 | 11 | 34 | 45 | 25 | 20 | 10 | 19 | 2 | 118 |
| 12/26 | Cavaliers | L | 39 | 82 | 0.476 | 13 | 36 | 0.361 | 26 | 30 | 0.867 | 10 | 23 | 33 | 21 | 14 | 8 | 12 | 3 | 117 |
| 19,432 | vs. Nets | | 47 | 82 | 0.573 | 18 | 30 | 0.600 | 13 | 17 | 0.765 | 7 | 31 | 38 | 27 | 25 | 7 | 17 | 4 | 125 |



| DATE | GAME | W/L | FG | FGA | PCT | 3FG | 3FGA | PCT | FT | FTA | PCT | OR | DR | REB | AST | PF | ST | TO | BS | PTS |
|--------|------------------|-----|----|-----|-------|-----|------|-------|----|-----|-------|----|----|-----|-----|----|----|----|----|-----|
| 12/29 | Cavaliers | L | 50 | 96 | 0.521 | 12 | 28 | 0.429 | 14 | 20 | 0.700 | 17 | 27 | 44 | 29 | 17 | 7 | 11 | 4 | 126 |
| 17,274 | at Pacers | | 48 | 85 | 0.565 | 19 | 31 | 0.613 | 20 | 21 | 0.952 | 4 | 28 | 32 | 28 | 18 | 6 | 9 | 8 | 135 |
| 12/31 | Cavaliers | W | 39 | 85 | 0.459 | 13 | 38 | 0.342 | 12 | 19 | 0.632 | 15 | 35 | 50 | 20 | 18 | 9 | 21 | 5 | 103 |
| 21,524 | at Bulls | | 39 | 81 | 0.481 | 7 | 21 | 0.333 | 17 | 24 | 0.708 | 9 | 31 | 40 | 14 | 15 | 15 | 15 | 6 | 102 |
| 1/2 | Cavaliers | W | 48 | 92 | 0.522 | 16 | 46 | 0.348 | 33 | 45 | 0.733 | 13 | 34 | 47 | 27 | 27 | 1 | 10 | 3 | 145 |
| 19,432 | vs. Bulls | | 47 | 95 | 0.495 | 10 | 33 | 0.303 | 30 | 34 | 0.882 | 6 | 36 | 42 | 22 | 33 | 8 | 7 | 2 | 134 |
| 1/4 | Cavaliers | W | 30 | 77 | 0.390 | 11 | 36 | 0.306 | 19 | 23 | 0.826 | 7 | 39 | 46 | 15 | 17 | 9 | 15 | 4 | 90 |
| 19,432 | vs. Suns | | 32 | 81 | 0.395 | 10 | 28 | 0.357 | 14 | 18 | 0.778 | 8 | 41 | 49 | 24 | 19 | 8 | 15 | 3 | 88 |
| 1/6 | Cavaliers | L | 40 | 88 | 0.455 | 10 | 26 | 0.385 | 18 | 32 | 0.563 | 18 | 22 | 40 | 30 | 18 | 7 | 7 | 5 | 108 |
| 19,638 | at Nuggets | | 43 | 81 | 0.531 | 17 | 35 | 0.486 | 18 | 23 | 0.783 | 13 | 36 | 49 | 28 | 23 | 5 | 14 | 4 | 121 |
| 1/8 | Cavaliers | W | 45 | 78 | 0.577 | 11 | 29 | 0.379 | 11 | 17 | 0.647 | 3 | 36 | 39 | 29 | 12 | 8 | 14 | 5 | 112 |
| 17,071 | at Suns | | 37 | 84 | 0.440 | 14 | 26 | 0.538 | 10 | 11 | 0.909 | 6 | 30 | 36 | 22 | 14 | 7 | 16 | 2 | 98 |
| 1/10 | Cavaliers | L | 42 | 90 | 0.467 | 10 | 37 | 0.270 | 20 | 24 | 0.833 | 7 | 30 | 37 | 18 | 25 | 7 | 5 | 7 | 114 |
| 18,206 | at Jazz | | 38 | 87 | 0.437 | 10 | 36 | 0.278 | 30 | 37 | 0.811 | 15 | 39 | 54 | 21 | 17 | 3 | 16 | 3 | 116 |
| 1/12 | Cavaliers | W | 44 | 89 | 0.494 | 7 | 22 | 0.318 | 24 | 31 | 0.774 | 12 | 32 | 44 | 28 | 19 | 6 | 11 | 1 | 119 |
| 18,105 | at Trail Blazers | | 40 | 78 | 0.513 | 11 | 33 | 0.333 | 22 | 29 | 0.759 | 5 | 31 | 36 | 17 | 27 | 6 | 17 | 4 | 113 |
| 1/14 | Cavaliers | L | 37 | 76 | 0.487 | 8 | 28 | 0.286 | 20 | 23 | 0.870 | 8 | 32 | 40 | 24 | 17 | 5 | 18 | 2 | 102 |
| 17,136 | at Timberwolves | | 45 | 80 | 0.563 | 9 | 28 | 0.321 | 11 | 15 | 0.733 | 4 | 27 | 31 | 22 | 21 | 10 | 15 | 5 | 110 |
| 1/16 | Cavaliers | W | 39 | 80 | 0.488 | 9 | 28 | 0.321 | 26 | 33 | 0.788 | 13 | 30 | 43 | 22 | 19 | 5 | 15 | 4 | 113 |
| 19,432 | vs. Pelicans | | 38 | 75 | 0.507 | 10 | 27 | 0.370 | 17 | 22 | 0.773 | 3 | 25 | 28 | 26 | 23 | 9 | 17 | 1 | 103 |
| 1/18 | Cavaliers | L | 42 | 82 | 0.512 | 16 | 35 | 0.457 | 14 | 21 | 0.667 | 11 | 36 | 47 | 29 | 17 | 4 | 19 | 7 | 114 |
| 16,892 | at Grizzlies | | 44 | 97 | 0.454 | 11 | 34 | 0.324 | 16 | 22 | 0.727 | 15 | 27 | 42 | 22 | 19 | 10 | 8 | 7 | 115 |
| 1/20 | Cavaliers | L | 42 | 84 | 0.500 | 14 | 33 | 0.424 | 16 | 19 | 0.842 | 10 | 25 | 35 | 24 | 15 | 7 | 15 | 8 | 114 |
| 19,432 | vs. Warriors | | 42 | 86 | 0.488 | 23 | 43 | 0.535 | 13 | 19 | 0.684 | 14 | 31 | 45 | 25 | 19 | 9 | 18 | 4 | 120 |
| 1/21 | Cavaliers | W | 48 | 86 | 0.558 | 7 | 22 | 0.318 | 11 | 17 | 0.647 | 9 | 32 | 41 | 33 | 13 | 9 | 9 | 3 | 114 |
| 19,432 | vs. Bucks | | 39 | 86 | 0.453 | 14 | 39 | 0.359 | 10 | 11 | 0.909 | 7 | 29 | 36 | 24 | 17 | 3 | 16 | 6 | 102 |
| 1/24 | Cavaliers | L | 40 | 87 | 0.460 | 12 | 33 | 0.364 | 11 | 16 | 0.688 | 10 | 31 | 41 | 29 | 19 | 8 | 12 | 4 | 103 |
| 19,812 | at Knicks | | 37 | 75 | 0.493 | 17 | 33 | 0.515 | 14 | 21 | 0.667 | 9 | 33 | 42 | 25 | 18 | 4 | 17 | 3 | 105 |
| 1/26 | Cavaliers | W | 40 | 87 | 0.460 | 15 | 36 | 0.417 | 18 | 22 | 0.818 | 11 | 25 | 36 | 29 | 16 | 12 | 10 | 4 | 113 |
| 16,327 | at Rockets | | 39 | 76 | 0.513 | 5 | 21 | 0.238 | 12 | 20 | 0.600 | 10 | 36 | 46 | 24 | 20 | 5 | 22 | 6 | 95 |
| 1/27 | Cavaliers | L | 39 | 88 | 0.443 | 8 | 29 | 0.276 | 14 | 18 | 0.778 | 11 | 26 | 37 | 27 | 21 | 9 | 10 | 5 | 100 |
| 16,236 | at Thunder | | 40 | 76 | 0.526 | 10 | 18 | 0.556 | 22 | 25 | 0.880 | 10 | 36 | 46 | 19 | 17 | 5 | 15 | 2 | 112 |
| 1/29 | Cavaliers | W | 44 | 78 | 0.564 | 20 | 33 | 0.606 | 14 | 19 | 0.737 | 4 | 31 | 35 | 35 | 23 | 9 | 13 | 7 | 122 |
| 19,432 | vs. Clippers | | 37 | 89 | 0.416 | 2 | 19 | 0.105 | 23 | 27 | 0.852 | 15 | 30 | 45 | 17 | 19 | 6 | 15 | 0 | 99 |
| 1/31 | Cavaliers | L | 40 | 83 | 0.482 | 11 | 40 | 0.275 | 6 | 12 | 0.500 | 5 | 34 | 39 | 32 | 20 | 9 | 13 | 6 | 97 |
| 19,432 | vs. Heat | | 34 | 78 | 0.436 | 14 | 31 | 0.452 | 18 | 25 | 0.720 | 9 | 36 | 45 | 21 | 17 | 7 | 15 | 3 | 100 |
| 2/2 | Cavaliers | W | 49 | 91 | 0.538 | 14 | 29 | 0.483 | 16 | 22 | 0.727 | 9 | 32 | 41 | 33 | 17 | 12 | 16 | 7 | 128 |
| 19,432 | vs. Grizzlies | | 41 | 87 | 0.471 | 10 | 23 | 0.435 | 21 | 22 | 0.955 | 11 | 33 | 44 | 22 | 23 | 8 | 18 | 5 | 113 |
| 2/5 | Cavaliers | W | 46 | 88 | 0.523 | 15 | 37 | 0.405 | 15 | 16 | 0.938 | 8 | 38 | 46 | 33 | 20 | 7 | 13 | 5 | 122 |
| 17,274 | at Pacers | | 40 | 92 | 0.435 | 8 | 32 | 0.250 | 15 | 22 | 0.682 | 12 | 30 | 42 | 28 | 20 | 3 | 13 | 6 | 103 |
| 2/6 | Cavaliers | W | 44 | 78 | 0.564 | 12 | 29 | 0.414 | 14 | 20 | 0.700 | 7 | 36 | 43 | 26 | 15 | 9 | 17 | 6 | 114 |
| 16,744 | at Wizards | | 35 | 82 | 0.427 | 6 | 28 | 0.214 | 15 | 19 | 0.789 | 7 | 30 | 37 | 20 | 18 | 8 | 14 | 5 | 91 |
| 2/8 | Cavaliers | W | 43 | 87 | 0.494 | 6 | 26 | 0.231 | 21 | 25 | 0.840 | 13 | 37 | 50 | 30 | 16 | 8 | 13 | 4 | 113 |
| 19,432 | vs. Pistons | | 30 | 81 | 0.370 | 8 | 32 | 0.250 | 17 | 18 | 0.944 | 9 | 23 | 32 | 19 | 21 | 8 | 14 | 6 | 85 |
| 2/10 | Cavaliers | W | 48 | 85 | 0.565 | 10 | 28 | 0.357 | 12 | 15 | 0.800 | 12 | 29 | 41 | 28 | 22 | 9 | 14 | 5 | 118 |
| 16,398 | at Pelicans | | 39 | 82 | 0.476 | 9 | 24 | 0.375 | 20 | 25 | 0.800 | 11 | 23 | 34 | 25 | 18 | 8 | 14 | 3 | 107 |
| 2/11 | Cavaliers | W | 36 | 86 | 0.419 | 9 | 35 | 0.257 | 16 | 19 | 0.842 | 10 | 29 | 39 | 26 | 15 | 9 | 13 | 4 | 97 |
| 19,432 | vs. Bulls | | 36 | 74 | 0.486 | 5 | 21 | 0.238 | 12 | 15 | 0.800 | 6 | 38 | 44 | 27 | 22 | 7 | 23 | 3 | 89 |
| 2/13 | Cavaliers | W | 44 | 78 | 0.564 | 9 | 28 | 0.321 | 20 | 25 | 0.800 | 11 | 25 | 36 | 21 | 16 | 8 | 14 | 6 | 117 |
| 19,432 | vs. Spurs | | 43 | 85 | 0.506 | 8 | 21 | 0.381 | 15 | 20 | 0.750 | 11 | 24 | 35 | 27 | 21 | 10 | 18 | 1 | 109 |
| 2/15 | Cavaliers | L | 41 | 82 | 0.500 | 10 | 30 | 0.333 | 20 | 25 | 0.800 | 10 | 25 | 35 | 23 | 17 | 7 | 8 | 5 | 112 |
| 21,134 | at 76ers | | 39 | 78 | 0.500 | 13 | 27 | 0.481 | 27 | 29 | 0.931 | 8 | 30 | 38 | 24 | 22 | 7 | 12 | 4 | 118 |
| 2/23 | Cavaliers | L | 43 | 90 | 0.478 | 6 | 26 | 0.231 | 17 | 20 | 0.850 | 13 | 28 | 41 | 24 | 21 | 10 | 11 | 2 | 109 |
| 19,432 | vs. Nuggets | | 39 | 84 | 0.464 | 17 | 36 | 0.472 | 20 | 23 | 0.870 | 18 | 29 | 47 | 30 | 20 | 7 | 16 | 4 | 115 |
| 2/24 | Cavaliers | L | 40 | 88 | 0.455 | 13 | 35 | 0.371 | 26 | 29 | 0.897 | 10 | 25 | 35 | 20 | 23 | 9 | 11 | 6 | 119 |
| 18,065 | at Hawks | | 50 | 85 | 0.588 | 15 | 28 | 0.536 | 21 | 23 | 0.913 | 5 | 37 | 42 | 28 | 21 | 7 | 14 | 8 | 136 |
| 2/26 | Cavaliers | W | 44 | 84 | 0.524 | 18 | 36 | 0.500 | 12 | 14 | 0.857 | 8 | 37 | 45 | 31 | 17 | 7 | 14 | 5 | 118 |
| 19,432 | vs. Raptors | | 36 | 93 | 0.387 | 9 | 25 | 0.360 | 12 | 15 | 0.800 | 13 | 30 | 43 | 19 | 16 | 4 | 14 | 4 | 93 |
| 3/1 | Cavaliers | L | 45 | 92 | 0.489 | 10 | 32 | 0.313 | 13 | 21 | 0.619 | 10 | 28 | 38 | 21 | 18 | 8 | 7 | 3 | 113 |
| 19,156 | at Celtics | | 39 | 78 | 0.500 | 16 | 32 | 0.500 | 23 | 28 | 0.821 | 7 | 36 | 43 | 27 | 18 | 5 | 13 | 4 | 117 |
| 3/4 | Cavaliers | W | 45 | 91 | 0.495 | 14 | 34 | 0.412 | 10 | 18 | 0.556 | 8 | 31 | 39 | 29 | 18 | 14 | 12 | 8 | 114 |
| 19,432 | vs. Pistons | | 33 | 81 | 0.407 | 6 | 24 | 0.250 | 18 | 25 | 0.720 | 12 | 37 | 49 | 19 | 15 | 5 | 24 | 7 | 90 |
| 3/6 | Cavaliers | W | 43 | 96 | 0.448 | 12 | 34 | 0.353 | 20 | 25 | 0.800 | 16 | 42 | 58 | 27 | 20 | 4 | 15 | 7 | 118 |
| 19,432 | vs. Celtics | | 42 | 101 | 0.416 | 16 | 48 | 0.333 | 14 | 21 | 0.667 | 15 | 37 | 52 | 25 | 21 | 5 | 14 | 5 | 114 |
| 3/8 | Cavaliers | W | 39 | 80 | 0.488 | 9 | 28 | 0.321 | 17 | 19 | 0.895 | 7 | 25 | 32 | 26 | 23 | 13 | 17 | 3 | 104 |
| 19,600 | at Heat | | 35 | 70 | 0.500 | 8 | 29 | 0.276 | 22 | 29 | 0.759 | 10 | 27 | 37 | 22 | 19 | 7 | 24 | 4 | 100 |
| 3/10 | Cavaliers | L | 40 | 86 | 0.465 | 18 | 43 | 0.419 | 17 | 21 | 0.810 | 8 | 26 | 34 | 25 | 20 | 5 | 11 | 6 | 115 |
| 19,757 | at Heat | | 42 | 82 | 0.512 | 14 | 29 | 0.483 | 21 | 23 | 0.913 | 11 | 35 | 46 | 22 | 20 | 7 | 16 | 4 | 119 |
| 3/12 | Cavaliers | W | 41 | 87 | 0.471 | 7 | 27 | 0.259 | 25 | 34 | 0.735 | 11 | 29 | 40 | 18 | 22 | 8 | 10 | 3 | 114 |
| 17,342 | at Hornets | | 41 | 80 | 0.513 | 10 | 21 | 0.476 | 16 | 22 | 0.727 | 7 | 36 | 43 | 25 | 26 | 8 | 19 | 5 | 108 |





| DATE | GAME | W/L | FG | FGA | PCT | 3FG | 3FGA | PCT | FT | FTA | PCT | OR | DR | REB | AST | PF | ST | TO | BS | PTS |
|-----------|-------------|-----|-------|-------|-------|-----|-------|-------|-------|-------|-------|-----|-------|-------|-------|-------|-----|-------|-----|-------|
| 3/14 | Cavaliers | W | 45 | 88 | 0.511 | 14 | 30 | 0.467 | 16 | 19 | 0.842 | 8 | 22 | 30 | 29 | 19 | 8 | 9 | 6 | 120 |
| 14,690 | at Hornets | | 43 | 76 | 0.566 | 6 | 23 | 0.261 | 12 | 15 | 0.800 | 6 | 34 | 40 | 28 | 18 | 3 | 22 | 8 | 104 |
| 3/15 | Cavaliers | L | 40 | 85 | 0.471 | 14 | 41 | 0.341 | 15 | 22 | 0.682 | 12 | 21 | 33 | 20 | 18 | 6 | 12 | 2 | 109 |
| 19,432 | vs. 76ers | | 39 | 75 | 0.520 | 17 | 36 | 0.472 | 23 | 27 | 0.852 | 13 | 33 | 46 | 24 | 21 | 8 | 20 | 6 | 118 |
| 3/17 | Cavaliers | W | 48 | 87 | 0.552 | 4 | 19 | 0.211 | 17 | 22 | 0.773 | 9 | 32 | 41 | 31 | 19 | 9 | 11 | 7 | 117 |
| 19,432 | vs. Wizards | | 35 | 76 | 0.461 | 8 | 23 | 0.348 | 16 | 20 | 0.800 | 6 | 32 | 38 | 22 | 19 | 5 | 17 | 6 | 94 |
| 3/21 | Cavaliers | W | 42 | 83 | 0.506 | 14 | 29 | 0.483 | 17 | 21 | 0.810 | 8 | 26 | 34 | 23 | 20 | 6 | 14 | 3 | 115 |
| 17,732 | at Nets | | 41 | 92 | 0.446 | 9 | 33 | 0.273 | 18 | 23 | 0.783 | 19 | 30 | 49 | 25 | 19 | 6 | 17 | 5 | 109 |
| 3/23 | Cavaliers | W | 42 | 89 | 0.472 | 12 | 32 | 0.375 | 20 | 26 | 0.769 | 13 | 27 | 40 | 24 | 21 | 7 | 10 | 7 | 116 |
| 17,732 | at Nets | | 39 | 81 | 0.481 | 12 | 34 | 0.353 | 24 | 27 | 0.889 | 9 | 33 | 42 | 24 | 21 | 7 | 16 | 7 | 114 |
| 3/26 | Cavaliers | W | 39 | 83 | 0.470 | 9 | 30 | 0.300 | 21 | 24 | 0.875 | 13 | 28 | 41 | 20 | 16 | 5 | 11 | 7 | 108 |
| 19,432 | vs. Rockets | | 35 | 80 | 0.438 | 6 | 25 | 0.240 | 15 | 18 | 0.833 | 12 | 24 | 36 | 20 | 22 | 6 | 19 | 1 | 91 |
| 3/28 | Cavaliers | L | 47 | 93 | 0.505 | 9 | 25 | 0.360 | 15 | 22 | 0.682 | 10 | 30 | 40 | 20 | 24 | 5 | 8 | 6 | 118 |
| 17,748 | at Hawks | | 41 | 89 | 0.461 | 12 | 27 | 0.444 | 26 | 33 | 0.788 | 14 | 37 | 51 | 25 | 16 | 5 | 15 | 3 | 120 |
| 3/31 | Cavaliers | L | 44 | 86 | 0.512 | 17 | 37 | 0.459 | 11 | 13 | 0.846 | 3 | 30 | 33 | 33 | 21 | 2 | 10 | 9 | 116 |
| 19,432 | vs. Knicks | | 49 | 93 | 0.527 | 17 | 36 | 0.472 | 15 | 24 | 0.625 | 16 | 32 | 48 | 24 | 12 | 6 | 10 | 5 | 130 |
| 4/2 | Cavaliers | W | 44 | 90 | 0.489 | 9 | 24 | 0.375 | 18 | 26 | 0.692 | 13 | 30 | 43 | 23 | 22 | 7 | 13 | 7 | 115 |
| 19,432 | vs. Pacers | | 36 | 83 | 0.434 | 9 | 24 | 0.375 | 24 | 29 | 0.828 | 11 | 33 | 44 | 21 | 26 | 5 | 17 | 6 | 105 |
| 4/4 | Cavaliers | W | 42 | 84 | 0.500 | 15 | 31 | 0.484 | 18 | 20 | 0.900 | 5 | 25 | 30 | 23 | 16 | 3 | 9 | 7 | 117 |
| 19,449 | at Magic | | 45 | 89 | 0.506 | 10 | 23 | 0.435 | 13 | 17 | 0.765 | 13 | 34 | 47 | 25 | 22 | 6 | 13 | 1 | 113 |
| 4/6 | Cavaliers | W | 46 | 88 | 0.523 | 18 | 38 | 0.474 | 8 | 9 | 0.889 | 9 | 33 | 42 | 31 | 21 | 13 | 17 | 7 | 118 |
| 19,235 | at Magic | | 33 | 83 | 0.398 | 13 | 39 | 0.333 | 15 | 19 | 0.789 | 9 | 30 | 39 | 21 | 11 | 8 | 22 | 8 | 94 |
| 4/9 | Cavaliers | L | 35 | 89 | 0.393 | 10 | 37 | 0.270 | 15 | 16 | 0.938 | 11 | 33 | 44 | 27 | 24 | 9 | 16 | 5 | 95 |
| 19,432 | vs. Hornets | | 37 | 81 | 0.457 | 6 | 32 | 0.188 | 26 | 30 | 0.867 | 10 | 39 | 49 | 23 | 14 | 8 | 19 | 5 | 106 |
| TOTALS | | 82 | 3,408 | 6,984 | 0.488 | 950 | 2,589 | 0.367 | 1,439 | 1,844 | 0.780 | 795 | 2,574 | 3,369 | 2,045 | 1,560 | 586 | 1,094 | 384 | 9,205 |
| OPPONENTS | | 82 | 3,201 | 6,847 | 0.468 | 924 | 2,508 | 0.368 | 1,438 | 1,838 | 0.782 | 801 | 2,580 | 3,381 | 1,888 | 1,675 | 575 | 1,284 | 360 | 8,764 |





| DATE | OPPONENT | W/L | FG | FGA | PCT | 3FG | 3FGA | PCT | FT | FTA | PCT | OR | DR | REB | AST | PF | ST | TO | BS | PTS |
|-------|------------------|-----|----|-----|-------|-----|------|-------|----|-----|-------|----|----|-----|-----|----|----|----|----|-----|
| 10/19 | at Toronto | L | 38 | 77 | 0.494 | 10 | 28 | 0.357 | 19 | 23 | 0.826 | 6 | 32 | 38 | 25 | 21 | 5 | 17 | 5 | 105 |
| 10/22 | at Chicago | W | 48 | 85 | 0.565 | 16 | 27 | 0.593 | 16 | 18 | 0.889 | 8 | 40 | 48 | 32 | 17 | 4 | 18 | 5 | 128 |
| 10/23 | Washington | W | 41 | 96 | 0.427 | 13 | 33 | 0.394 | 22 | 25 | 0.880 | 16 | 32 | 48 | 19 | 20 | 10 | 13 | 5 | 117 |
| 10/26 | Orlando | W | 36 | 87 | 0.414 | 10 | 33 | 0.303 | 21 | 30 | 0.700 | 12 | 31 | 43 | 25 | 22 | 6 | 13 | 3 | 103 |
| 10/28 | at Boston | W | 45 | 87 | 0.517 | 16 | 35 | 0.457 | 26 | 34 | 0.765 | 9 | 33 | 42 | 18 | 28 | 5 | 16 | 2 | 132 |
| 10/30 | New York | W | 41 | 89 | 0.461 | 23 | 50 | 0.460 | 16 | 19 | 0.842 | 10 | 33 | 43 | 33 | 22 | 3 | 14 | 5 | 121 |
| 11/2 | Boston | W | 42 | 100 | 0.420 | 11 | 39 | 0.282 | 19 | 24 | 0.792 | 9 | 42 | 51 | 24 | 23 | 6 | 11 | 4 | 114 |
| 11/4 | at Detroit | W | 44 | 81 | 0.543 | 11 | 26 | 0.423 | 13 | 16 | 0.813 | 10 | 37 | 47 | 30 | 15 | 5 | 19 | 13 | 112 |
| 11/6 | at LA Lakers | W | 37 | 84 | 0.440 | 8 | 32 | 0.250 | 32 | 36 | 0.889 | 9 | 39 | 48 | 19 | 20 | 7 | 14 | 6 | 114 |
| 11/7 | at LA Clippers | L | 43 | 83 | 0.518 | 16 | 33 | 0.485 | 15 | 21 | 0.714 | 10 | 38 | 48 | 29 | 21 | 6 | 17 | 2 | 117 |
| 11/9 | at Sacramento | L | 46 | 86 | 0.535 | 11 | 26 | 0.423 | 17 | 20 | 0.850 | 12 | 30 | 42 | 24 | 23 | 4 | 18 | 1 | 120 |
| 11/11 | at Golden State | L | 37 | 92 | 0.402 | 8 | 30 | 0.267 | 19 | 26 | 0.731 | 14 | 32 | 46 | 25 | 17 | 6 | 13 | 3 | 101 |
| 11/13 | Minnesota | L | 40 | 89 | 0.449 | 17 | 34 | 0.500 | 27 | 39 | 0.692 | 16 | 24 | 40 | 22 | 22 | 6 | 10 | 1 | 124 |
| 11/16 | at Milwaukee | L | 36 | 84 | 0.429 | 12 | 28 | 0.429 | 14 | 17 | 0.824 | 6 | 28 | 34 | 22 | 18 | 7 | 8 | 7 | 98 |
| 11/18 | Charlotte | W | 49 | 92 | 0.533 | 8 | 28 | 0.286 | 26 | 32 | 0.813 | 7 | 43 | 50 | 25 | 25 | 8 | 20 | 8 | 132 |
| 11/20 | Miami | W | 44 | 83 | 0.530 | 13 | 37 | 0.351 | 12 | 16 | 0.750 | 13 | 36 | 49 | 31 | 23 | 7 | 20 | 1 | 113 |
| 11/21 | Atlanta | W | 42 | 70 | 0.600 | 10 | 19 | 0.526 | 20 | 23 | 0.870 | 3 | 34 | 37 | 24 | 17 | 8 | 20 | 3 | 114 |
| 11/23 | Portland | W | 41 | 74 | 0.554 | 12 | 27 | 0.444 | 20 | 23 | 0.870 | 11 | 28 | 39 | 22 | 14 | 4 | 17 | 4 | 114 |
| 11/25 | at Milwaukee | L | 34 | 87 | 0.391 | 12 | 33 | 0.364 | 22 | 26 | 0.846 | 10 | 31 | 41 | 12 | 17 | 9 | 9 | 2 | 102 |
| 11/27 | at Detroit | W | 33 | 77 | 0.429 | 8 | 28 | 0.286 | 28 | 33 | 0.848 | 10 | 31 | 41 | 14 | 20 | 3 | 14 | 4 | 102 |
| 11/28 | at Toronto | L | 34 | 90 | 0.378 | 7 | 38 | 0.184 | 13 | 16 | 0.813 | 13 | 34 | 47 | 21 | 18 | 7 | 10 | 3 | 88 |
| 11/30 | Philadelphia | W | 45 | 74 | 0.608 | 15 | 29 | 0.517 | 8 | 10 | 0.800 | 6 | 34 | 40 | 28 | 13 | 10 | 19 | 3 | 113 |
| 12/2 | Orlando | W | 41 | 84 | 0.488 | 16 | 42 | 0.381 | 9 | 9 | 1.000 | 5 | 28 | 33 | 22 | 14 | 7 | 13 | 5 | 107 |
| 12/4 | at New York | L | 29 | 83 | 0.349 | 8 | 35 | 0.229 | 15 | 20 | 0.750 | 8 | 31 | 39 | 17 | 15 | 7 | 19 | 6 | 81 |
| 12/6 | LA Lakers | W | 48 | 93 | 0.516 | 7 | 27 | 0.259 | 13 | 17 | 0.765 | 9 | 35 | 44 | 25 | 20 | 11 | 8 | 3 | 116 |
| 12/9 | Sacramento | L | 34 | 79 | 0.430 | 10 | 30 | 0.333 | 17 | 22 | 0.773 | 8 | 28 | 36 | 20 | 23 | 7 | 20 | 4 | 95 |
| 12/10 | Oklahoma City | W | 40 | 85 | 0.471 | 12 | 32 | 0.375 | 18 | 26 | 0.692 | 12 | 36 | 48 | 25 | 14 | 6 | 13 | 4 | 110 |
| 12/12 | at San Antonio | L | 45 | 92 | 0.489 | 5 | 23 | 0.217 | 16 | 17 | 0.941 | 15 | 29 | 44 | 21 | 13 | 7 | 15 | 7 | 111 |
| 12/14 | at Dallas | W | 41 | 78 | 0.526 | 8 | 24 | 0.333 | 15 | 19 | 0.789 | 5 | 38 | 43 | 26 | 20 | 5 | 9 | 2 | 105 |
| 12/16 | Indiana | W | 38 | 76 | 0.500 | 14 | 31 | 0.452 | 28 | 32 | 0.875 | 6 | 28 | 34 | 23 | 15 | 6 | 10 | 2 | 118 |
| 12/17 | Dallas | W | 40 | 94 | 0.426 | 7 | 36 | 0.194 | 13 | 22 | 0.591 | 9 | 42 | 51 | 23 | 24 | 6 | 13 | 5 | 100 |
| 12/19 | Utah | W | 43 | 70 | 0.614 | 15 | 26 | 0.577 | 21 | 26 | 0.808 | 4 | 41 | 45 | 24 | 20 | 5 | 23 | 4 | 122 |
| 12/21 | Milwaukee | W | 41 | 85 | 0.482 | 10 | 32 | 0.313 | 22 | 28 | 0.786 | 9 | 28 | 37 | 22 | 21 | 8 | 10 | 3 | 114 |
| 12/23 | Toronto | L | 39 | 76 | 0.513 | 11 | 33 | 0.333 | 18 | 30 | 0.600 | 6 | 29 | 35 | 27 | 17 | 9 | 15 | 4 | 107 |
| 12/26 | Brooklyn | L | 39 | 82 | 0.476 | 13 | 36 | 0.361 | 26 | 30 | 0.867 | 10 | 23 | 33 | 21 | 14 | 8 | 12 | 3 | 117 |
| 12/29 | at Indiana | L | 50 | 96 | 0.521 | 12 | 28 | 0.429 | 14 | 20 | 0.700 | 17 | 27 | 44 | 29 | 17 | 7 | 11 | 4 | 126 |
| 12/31 | at Chicago | W | 39 | 85 | 0.459 | 13 | 38 | 0.342 | 12 | 19 | 0.632 | 15 | 35 | 50 | 20 | 18 | 9 | 21 | 5 | 103 |
| 1/2 | Chicago | W | 48 | 92 | 0.522 | 16 | 46 | 0.348 | 33 | 45 | 0.733 | 13 | 34 | 47 | 27 | 27 | 1 | 10 | 3 | 145 |
| 1/4 | Phoenix | W | 30 | 77 | 0.390 | 11 | 36 | 0.306 | 19 | 23 | 0.826 | 7 | 39 | 46 | 15 | 17 | 9 | 15 | 4 | 90 |
| 1/6 | at Denver | L | 40 | 88 | 0.455 | 10 | 26 | 0.385 | 18 | 32 | 0.563 | 18 | 22 | 40 | 30 | 18 | 7 | 7 | 5 | 108 |
| 1/8 | at Phoenix | W | 45 | 78 | 0.577 | 11 | 29 | 0.379 | 11 | 17 | 0.647 | 3 | 36 | 39 | 29 | 12 | 8 | 14 | 5 | 112 |
| 1/10 | at Utah | L | 42 | 90 | 0.467 | 10 | 37 | 0.270 | 20 | 24 | 0.833 | 7 | 30 | 37 | 18 | 25 | 7 | 5 | 7 | 114 |
| 1/12 | at Portland | W | 44 | 89 | 0.494 | 7 | 22 | 0.318 | 24 | 31 | 0.774 | 12 | 32 | 44 | 28 | 19 | 6 | 11 | 1 | 119 |
| 1/14 | at Minnesota | L | 37 | 76 | 0.487 | 8 | 28 | 0.286 | 20 | 23 | 0.870 | 8 | 32 | 40 | 24 | 17 | 5 | 18 | 2 | 102 |
| 1/16 | New Orleans | W | 39 | 80 | 0.488 | 9 | 28 | 0.321 | 26 | 33 | 0.788 | 13 | 30 | 43 | 22 | 19 | 5 | 15 | 4 | 113 |
| 1/18 | at Memphis | L | 42 | 82 | 0.512 | 16 | 35 | 0.457 | 14 | 21 | 0.667 | 11 | 36 | 47 | 29 | 17 | 4 | 19 | 7 | 114 |
| 1/20 | Golden State | L | 42 | 84 | 0.500 | 14 | 33 | 0.424 | 16 | 19 | 0.842 | 10 | 25 | 35 | 24 | 15 | 7 | 15 | 8 | 114 |
| 1/21 | Milwaukee | W | 48 | 86 | 0.558 | 7 | 22 | 0.318 | 11 | 17 | 0.647 | 9 | 32 | 41 | 33 | 13 | 9 | 9 | 3 | 114 |
| 1/24 | at New York | L | 40 | 87 | 0.460 | 12 | 33 | 0.364 | 11 | 16 | 0.688 | 10 | 31 | 41 | 29 | 19 | 8 | 12 | 4 | 103 |
| 1/26 | at Houston | W | 40 | 87 | 0.460 | 15 | 36 | 0.417 | 18 | 22 | 0.818 | 11 | 25 | 36 | 29 | 16 | 12 | 10 | 4 | 113 |
| 1/27 | at Oklahoma City | L | 39 | 88 | 0.443 | 8 | 29 | 0.276 | 14 | 18 | 0.778 | 11 | 26 | 37 | 27 | 21 | 9 | 10 | 5 | 100 |
| 1/29 | LA Clippers | W | 44 | 78 | 0.564 | 20 | 33 | 0.606 | 14 | 19 | 0.737 | 4 | 31 | 35 | 35 | 23 | 9 | 13 | 7 | 122 |
| 1/31 | Miami | L | 40 | 83 | 0.482 | 11 | 40 | 0.275 | 6 | 12 | 0.500 | 5 | 34 | 39 | 32 | 20 | 9 | 13 | 6 | 97 |
| 2/2 | Memphis | W | 49 | 91 | 0.538 | 14 | 29 | 0.483 | 16 | 22 | 0.727 | 9 | 32 | 41 | 33 | 17 | 12 | 16 | 7 | 128 |
| 2/5 | at Indiana | W | 46 | 88 | 0.523 | 15 | 37 | 0.405 | 15 | 16 | 0.938 | 8 | 38 | 46 | 33 | 20 | 7 | 13 | 5 | 122 |
| 2/6 | at Washington | W | 44 | 78 | 0.564 | 12 | 29 | 0.414 | 14 | 20 | 0.700 | 7 | 36 | 43 | 26 | 15 | 9 | 17 | 6 | 114 |
| 2/8 | Detroit | W | 43 | 87 | 0.494 | 6 | 26 | 0.231 | 21 | 25 | 0.840 | 13 | 37 | 50 | 30 | 16 | 8 | 13 | 4 | 113 |
| 2/10 | at New Orleans | W | 48 | 85 | 0.565 | 10 | 28 | 0.357 | 12 | 15 | 0.800 | 12 | 29 | 41 | 28 | 22 | 9 | 14 | 5 | 118 |
| 2/11 | Chicago | W | 36 | 86 | 0.419 | 9 | 35 | 0.257 | 16 | 19 | 0.842 | 10 | 29 | 39 | 26 | 15 | 9 | 13 | 4 | 97 |
| 2/13 | San Antonio | W | 44 | 78 | 0.564 | 9 | 28 | 0.321 | 20 | 25 | 0.800 | 11 | 25 | 36 | 21 | 16 | 8 | 14 | 6 | 117 |
| 2/15 | at Philadelphia | L | 41 | 82 | 0.500 | 10 | 30 | 0.333 | 20 | 25 | 0.800 | 10 | 25 | 35 | 23 | 17 | 7 | 8 | 5 | 112 |
| 2/23 | Denver | L | 43 | 90 | 0.478 | 6 | 26 | 0.231 | 17 | 20 | 0.850 | 13 | 28 | 41 | 24 | 21 | 10 | 11 | 2 | 109 |
| 2/24 | at Atlanta | L | 40 | 88 | 0.455 | 13 | 35 | 0.371 | 26 | 29 | 0.897 | 10 | 25 | 35 | 20 | 23 | 9 | 11 | 6 | 119 |
| 2/26 | Toronto | W | 44 | 84 | 0.524 | 18 | 36 | 0.500 | 12 | 14 | 0.857 | 8 | 37 | 45 | 31 | 17 | 7 | 14 | 5 | 118 |
| 3/1 | at Boston | L | 45 | 92 | 0.489 | 10 | 32 | 0.313 | 13 | 21 | 0.619 | 10 | 28 | 38 | 21 | 18 | 8 | 7 | 3 | 113 |
| 3/4 | Detroit | W | 45 | 91 | 0.495 | 14 | 34 | 0.412 | 10 | 18 | 0.556 | 8 | 31 | 39 | 29 | 18 | 14 | 12 | 8 | 114 |
| 3/6 | Boston | W | 43 | 96 | 0.448 | 12 | 34 | 0.353 | 20 | 25 | 0.800 | 16 | 42 | 58 | 27 | 20 | 4 | 15 | 7 | 118 |
| 3/8 | at Miami | W | 39 | 80 | 0.488 | 9 | 28 | 0.321 | 17 | 19 | 0.895 | 7 | 25 | 32 | 26 | 23 | 13 | 17 | 3 | 104 |
| 3/10 | at Miami | L | 40 | 86 | 0.465 | 18 | 43 | 0.419 | 17 | 21 | 0.810 | 8 | 26 | 34 | 25 | 20 | 5 | 11 | 6 | 115 |
| 3/12 | at Charlotte | W | 41 | 87 | 0.471 | 7 | 27 | 0.259 | 25 | 34 | 0.735 | 11 | 29 | 40 | 18 | 22 | 8 | 10 | 3 | 114 |
| 3/14 | at Charlotte | W | 45 | 88 | 0.511 | 14 | 30 | 0.467 | 16 | 19 | 0.842 | 8 | 22 | 30 | 29 | 19 | 8 | 9 | 6 | 120 |
| 3/15 | Philadelphia | L | 40 | 85 | 0.471 | 14 | 41 | 0.341 | 15 | 22 | 0.682 | 12 | 21 | 33 | 20 | 18 | 6 | 12 | 2 | 109 |
| 3/17 | Washington | W | 48 | 87 | 0.552 | 4 | 19 | 0.211 | 17 | 22 | 0.773 | 9 | 32 | 41 | 31 | 19 | 9 | 11 | 7 | 117 |
| 3/21 | at Brooklyn | W | 42 | 83 | 0.506 | 14 | 29 | 0.483 | 17 | 21 | 0.810 | 8 | 26 | 34 | 23 | 20 | 6 | 14 | 3 | 115 |
| 3/23 | at Brooklyn | W | 42 | 89 | 0.472 | 12 | 32 | 0.375 | 20 | 26 | 0.769 | 13 | 27 | 40 | 24 | 21 | 7 | 10 | 7 | 116 |
| 3/26 | Houston | W | 39 | 83 | 0.470 | 9 | 30 | 0.300 | 21 | 24 | 0.875 | 13 | 28 | 41 | 20 | | | | | |



PNCNYR_`^ [R-TNZR

j l pq=ml Rqp

| Game | | |
|------------------|---------------------------|----------------|
| 154 | vs. L.A. Lakers (4 OT) | Jan. 29, 1980 |
| 148 | vs. Miami (Reg) | Dec. 17, 1991 |
| 147 | vs. Brooklyn (2 OT) | Jan. 20, 2021 |
| Half | | |
| 83 | @ Indiana (2nd H) | Jan. 15, 1993 |
| 83 | vs. Chicago (2nd H) | Jan. 2, 2023 |
| 81 | vs. Sacramento (1st H) | Dec. 11, 2021 |
| Quarter | | |
| 47 | vs. New York (1st Q) | March 31, 2023 |
| 46 | vs. Detroit (1st Q) | Oct. 16, 1979 |
| 46 | vs. Washington (3rd Q) | Nov. 10, 1992 |
| 46 | vs. L.A. Clippers (1st Q) | Jan. 31, 2010 |
| 46 | vs. Portland (1st Q) | Nov. 23, 2016 |
| Overtime | | |
| 27 | vs. Charlotte (2OT) | Nov. 18, 2022 |
| Road Game | | |
| 140 | @ Washington | Feb. 6, 2017 |

cñi a=dl ^i pj ^ab

| Game | | |
|-------------|------------------------|---------------|
| 65 | vs. L.A. Lakers (4 OT) | Jan. 29, 1980 |
| 61 | vs. Detroit (Reg) | Oct. 16, 1979 |
| Half | | |
| 36 | vs. Detroit (1st H) | Oct. 16, 1979 |

cñi a=dl ^i p= qqbj mba

| Game | | |
|-------------|------------------------|----------------|
| 142 | vs. L.A. Lakers (4 OT) | Jan. 29, 1980 |
| 123 | vs. Boston (Reg) | Nov. 21, 1971 |
| 123 | vs. Philadelphia (Reg) | March 15, 1977 |
| Half | | |
| 63 | vs. Milwaukee (2nd H) | Jan. 24, 1976 |
| 63 | vs. Detroit (1st H) | Dec. 25, 1979 |

cñi a=dl ^i =mbo`bxq^ db

| Game | | |
|------|----------------|----------------|
| 68.5 | vs. New Jersey | April 10, 1988 |

P.Jmqkñi a=dl ^i pj ^ab

| Game | | |
|----------------|---------------------------|---------------|
| 25 | @ Atlanta | March 3, 2017 |
| Half | | |
| 16 | vs. Portland (1st H) | Nov. 23, 2016 |
| 13 | vs. L.A. Clippers (1st H) | Jan. 31, 2010 |
| 13 | vs. Atlanta (1st H) | Nov. 15, 2014 |
| Quarter | | |
| 11 | vs. L.A. Clippers (1st Q) | Jan. 31, 2010 |

P.Jmqkñi a=dl ^i p= qqbj mba

| Game | | |
|-------------|----------------------|---------------|
| 50 | vs. New York | Oct. 30, 2022 |
| Half | | |
| 28 | @ New York (2nd H) | Nov. 13, 2017 |
| 28 | vs. New York (2nd H) | Oct. 30, 2022 |

j l pq=P.Jmqkñi a=dl ^i pj ^ab= f Rqel rq=^ j Rpp

| Game | | |
|----------------|---------------------|---------------|
| 6 | @ Utah | Jan. 24, 1985 |
| Half | | |
| 9 | vs. Detroit (2nd H) | Nov. 21, 2001 |
| Quarter | | |
| 9 | vs. Atlanta | Nov. 15, 2014 |

j l pq=P.Jml Rq=cñi a=dl ^i pj ^ab=ql =pq^ oq=^d^ j b= f Rqel rq=^ j Rpp

| Game | | |
|------|-------------|---------------|
| 11 | vs. Atlanta | Nov. 15, 2014 |

cobb=qeol t pj ^ab

| Game | | |
|-------------|-----------|---------------|
| 51 | @ Atlanta | April 6, 1987 |
| Half | | |

32 @ Atlanta (2nd H)

April 6, 1987

cobb=qeol t p= qqbj mba

| Game | | |
|-------------|------------------------|---------------|
| 59 | @ Atlanta | April 6, 1987 |
| Half | | |
| 39 | vs. Washington (2nd H) | Feb. 1, 2000 |

j l pq=cobb=qeol t pj ^ab= f Rqel rq=^ j Rpp

| Game | | |
|------|-----------|---------------|
| 22 | @ Chicago | Dec. 17, 1987 |

ql q^i =ob.l rkap

| Game | | |
|-------------|-----------------------------------|----------------|
| 69 | vs. Philadelphia (@ Pitt. - 2 OT) | Jan. 12, 1973 |
| 68 | vs. Golden State | Jan. 23, 1989 |
| Half | | |
| 41 | vs. Atlanta (2nd H) | March 22, 1992 |

l ccbkpsb=ob.l rkap

| Game | | |
|----------------|------------------------|----------------|
| 29 | vs. L.A. Lakers (4 OT) | Jan. 29, 1980 |
| 28 | vs. Philadelphia (Reg) | March 17, 1974 |
| 28 | @ New York (Reg) | Jan. 1, 1977 |
| 28 | vs. Detroit (Reg) | Dec. 25, 1979 |
| Half | | |
| 19 | @ New York (2nd H) | Jan. 1, 1977 |
| Quarter | | |
| 16 | @ Milwaukee (4th Q) | April 16, 1994 |

abcbkpsb=ob.l rkap

| Game | | |
|-------------|-----------|---------------|
| 52 | @ Indiana | Jan. 29, 2010 |
| Half | | |
| 29 | @ Indiana | Jan. 29, 2010 |

^ppRqp

| Game | | |
|-------------|------------------------|---------------|
| 46 | vs. Denver | March 8, 1993 |
| Half | | |
| 26 | vs. Detroit (1st H) | April 9, 2014 |
| 25 | vs. New Jersey (1st H) | Feb. 22, 1989 |
| 25 | vs. Charlotte (2nd H) | April 9, 1992 |

nbopl k^i =cl ri p

| Game | | |
|-------------|---------------------|----------------|
| 43 | vs. Atlanta | Dec. 11, 1999 |
| Half | | |
| 28 | vs. Detroit (2nd H) | April 18, 1982 |

pqb^i p

| Game | | |
|-------------|---------------------------|---------------|
| 20 | vs. L.A. Clippers | Feb. 5, 1990 |
| Half | | |
| 13 | @ Portland (2nd H) | March 4, 1975 |
| 13 | vs. New Jersey (1st H) | Feb. 13, 1986 |
| 13 | vs. Atlanta (2nd H) | April 4, 1989 |
| 13 | vs. L.A. Clippers (2nd H) | Feb. 5, 1990 |

.i l`hba=pe l qp

| Game | | |
|-------------|----------------------|--------------|
| 21 | vs. New York | Jan. 7, 1989 |
| Half | | |
| 13 | vs. New York (2nd H) | Jan. 7, 1989 |

qrok l sbop

| Game | | |
|-------------|-------------------|---------------|
| 32 | vs. Boston | Nov. 29, 1997 |
| Half | | |
| 23 | @ Seattle (2nd H) | Jan. 16, 2005 |

c^pq= ob^ h=ml Rqp

| Game | | |
|------|----------------|--------------|
| 40 | @ Philadelphia | Nov. 5, 2016 |





J I pqm Rqp

| Game | | |
|------|-----------|---------------|
| 86 | vs. Miami | Dec. 17, 1991 |

\\[R[a`-[R-TNZR

j I pqm Rqp

| Game | | |
|---------|-------------------------|----------------|
| 153 | vs. L.A. Lakers (4 OT) | Jan. 29, 1980 |
| 148 | vs. Philadelphia (Reg) | Jan. 2, 1972 |
| 148 | vs. Oklahoma City (Reg) | Jan. 20, 2018 |
| Half | | |
| 87 | vs. Toronto (1st H) | April 10, 2021 |
| 82 | @ Miami (1st H) | Feb. 22, 2020 |
| 81 | @ New Orleans (2nd H) | Jan. 9, 2019 |
| 81 | @ L.A. Lakers (2nd H) | Jan. 13, 2020 |
| 81 | @ Atlanta (1st H) | Feb. 24, 2023 |
| Quarter | | |
| 53 | vs. Milwaukee (4th Q) | Nov. 12, 1991 |

cxi a=dl ^i pj ^ab

| Game | | |
|------|-------------------|----------------|
| 65 | @ L.A. Lakers | Nov. 11, 1979 |
| Half | | |
| 35 | @ Chicago (2nd H) | March 28, 1992 |

cxi a=dl ^i p= qqlj mba

| Game | | |
|------|------------------------|---------------|
| 122 | vs. L.A. Lakers (4 OT) | Jan. 29, 1980 |
| 118 | @ Detroit (Reg) | Oct. 30, 1984 |
| Half | | |
| 65 | @ Detroit (1st H) | Oct. 30, 1984 |

cxi a=dl ^i =nbo` bkq^ db

| Game | | |
|------|---------------|----------------|
| 67.5 | @ New Orleans | March 24, 1979 |

P.JmqKcxi a=dl ^i pj ^ab

| Game | | |
|------|-------------------|---------------|
| 23 | vs. Golden State | Jan. 20, 2023 |
| Half | | |
| 14 | @ Houston (1st H) | Jan. 11, 2019 |
| 14 | vs. Golden State | Jan. 20, 2023 |

P.JmqKcxi a=dl ^i p= qqlj mba

| Game | | |
|------|---------------------|---------------|
| 52 | @ Houston | Jan. 11, 2019 |
| Half | | |
| 29 | vs. Houston (2nd H) | Feb. 3, 2018 |

cobb=geol t pj ^ab

| Game | | |
|------|--------------------|---------------|
| 46 | @ San Diego | Oct. 22, 1970 |
| 46 | vs. Atlanta | Feb. 5, 1998 |
| Half | | |
| 31 | vs. Boston (2nd H) | Oct. 13, 1979 |

cobb=geol t p= qqlj mba

| Game | | |
|------|--------------------|---------------|
| 57 | @ Atlanta | Jan. 10, 1987 |
| Half | | |
| 38 | vs. Boston (2nd H) | Oct. 13, 1979 |

ql q^i =ob.I rkap

| Game | | |
|------|-----------------|---------------|
| 80 | @ San Francisco | Nov. 10, 1970 |
| Half | | |
| 45 | @ San Francisco | Nov. 10, 1970 |

I cchkpSb=ob.I rkap

| Game | | |
|------|----------------------|---------------|
| 31 | @ Atlanta | Jan. 7, 1975 |
| 31 | @ New Jersey | Nov. 14, 1989 |
| Half | | |
| 20 | @ Atlanta (2nd H) | Feb. 4, 1975 |
| 20 | @ Seattle (1st H) | Nov. 17, 1976 |
| 20 | @ New Jersey (2nd H) | Nov. 14, 1989 |

abchkpSb=ob.I rkap

| Game | | |
|------|--------------------|---------------|
| 56 | @ Portland (4 OT) | Oct. 18, 1974 |
| 53 | @ Portland (Reg) | Nov. 19, 1977 |
| Half | | |
| 29 | @ Portland (1st H) | Nov. 19, 1977 |

^ ppfpq

| Game | | |
|------|------------------------|----------------|
| 48 | vs. Detroit | March 28, 1973 |
| Half | | |
| 25 | @ New York (2nd H) | Nov. 24, 1979 |
| 25 | @ L.A. Lakers (1st H) | March 9, 1985 |
| 25 | @ Phoenix (1st H) | Jan. 11, 2007 |
| 25 | @ Philadelphia (1st H) | Dec. 7, 2019 |

nbopl k^i =cl ri p

| Game | | |
|------|------------------|---------------|
| 41 | vs. New York | Nov. 25, 1987 |
| Half | | |
| 25 | vs. Utah (2nd H) | Nov. 10, 2015 |

pqb^i p

| Game | | |
|------|----------------------|---------------|
| 21 | @ Houston | Nov. 16, 1986 |
| Half | | |
| 13 | @ New Jersey (2nd H) | Nov. 22, 2002 |
| 13 | vs. Indiana (1st H) | March 3, 2021 |

.i i` hba=peI qp

| Game | | |
|------|-----------------------|---------------|
| 17 | @ Washington | Feb. 5, 1987 |
| Half | | |
| 13 | @ San Antonio (2nd H) | Dec. 4, 1980 |
| 13 | vs. Chicago (2nd H) | Jan. 20, 2012 |

qrokI sbop

| Game | | |
|------|-------------------------|---------------|
| 37 | @ Phoenix | Nov. 9, 1979 |
| Half | | |
| 23 | vs. L.A. Lakers (1st H) | Jan. 29, 1980 |

_\\PXRa-Z_aTNTR-SWYQU\\b`R

j I pqm Rqp

| Game | | |
|---------|---------------------------------|----------------|
| 148 | Oklahoma City @ Cleveland (Reg) | Jan. 20, 2018 |
| 148 | Brooklyn @ Cleveland (3 OT) | Feb. 13, 2019 |
| Half | | |
| 87 | Toronto @ Cleveland (1st H) | April 10, 2021 |
| 81 | Cleveland vs. Portland (1st H) | Nov. 23, 2016 |
| 76 | Cleveland vs. Atlanta (1st H) | Dec. 11, 1999 |
| 76 | Washington @ Cleveland (2nd H) | Jan. 24, 2005 |
| Quarter | | |
| 47 | Cleveland vs. New York (1st Q) | March 31, 2023 |
| 47 | Toronto @ Cleveland (1st Q) | April 10, 2021 |





cñi a=dl ^i p-j ^ab

| Game | | |
|-------------|-----------------------------------|----------------|
| 58 | Oklahoma City @ Cleveland (Reg) | Jan. 20, 2018 |
| 54 | Minnesota @ Cleveland (OT) | Feb. 7, 2018 |
| 53 | Cleveland vs. Detroit (Reg) | April 9, 2014 |
| Half | | |
| 32 | Toronto @ Cleveland (1st H) | April 10, 2021 |
| 32 | Toronto @ Cleveland (1st H) | March 21, 2018 |
| 30 | Cleveland vs. Chicago (1st H) | April 6, 2002 |
| 30 | Cleveland vs. Detroit (1st H) | April 9, 2014 |
| 30 | Oklahoma City @ Cleveland (2nd H) | Jan. 20, 2018 |

cñi a=dl ^i p-^ qqbj mpa

| Game | | |
|-------------|-------------------------------------|---------------|
| 120 | Cleveland vs. Brooklyn (3 OT) | Feb. 13, 2019 |
| 113 | Brooklyn @ Cleveland (3OT) | Feb. 13, 2019 |
| 109 | Cleveland vs. Memphis (2 OT) | Nov. 29, 2003 |
| 103 | Cleveland vs. Seattle (Reg) | Nov. 11, 1999 |
| Half | | |
| 56 | Cleveland vs. Seattle (1st H) | Nov. 11, 1999 |
| 56 | Cleveland vs. Chicago (1st H) | April 6, 2002 |
| 56 | Cleveland vs. L.A. Clippers (1st H) | Feb. 9, 2020 |

P.JmKcñi a=dl ^i p-j ^ab

| Game | | |
|----------------|-------------------------------------|---------------|
| 23 | Cleveland vs. Golden State (Reg) | Oct. 30, 2022 |
| 22 | Charlotte @ Cleveland (Reg) | April 9, 2019 |
| 21 | Cleveland vs. Minnesota (OT) | Feb. 7, 2018 |
| Half | | |
| 16 | Cleveland vs. Portland (1st H) | Nov. 23, 2016 |
| 13 | Cleveland vs. L.A. Clippers (1st H) | Jan. 31, 2010 |
| 13 | Cleveland vs. Atlanta (1st H) | Nov. 15, 2014 |
| 13 | Cleveland vs. Atlanta (1st H) | Dec. 12, 2017 |
| 13 | Utah @ Cleveland (2nd H) | March 2, 2020 |
| Quarter | | |
| 11 | Cleveland vs. L.A. Clippers (1st Q) | Jan. 31, 2010 |

P.JmKcñi a=dl ^i p-^ qqbj mpa

| Game | | |
|-------------|-----------------------------|--------------|
| 51 | Houston @ Cleveland (Reg) | Feb. 3, 2018 |
| Half | | |
| 29 | Houston @ Cleveland (2nd H) | Feb. 3, 2018 |

cñi=geol t p-j ^ab

| Game | | |
|-------------|-----------------------------|--------------|
| 46 | Atlanta @ Cleveland (Reg) | Feb. 5, 1998 |
| Half | | |
| 30 | Atlanta @ Cleveland (2nd H) | Feb. 5, 1998 |

cñi=geol t p-^ qqbj mpa

| Game | | |
|--------------------------|----------------------------------|----------------|
| 55 | Atlanta @ Cleveland (Reg) | Dec. 11, 1999 |
| Half | | |
| 39 | Cleveland vs. Washington (2nd H) | Feb. 1, 2000 |
| ql q^i =ob.l rkap | | |
| Game | | |
| 65 | Cleveland vs. New York (OT) | April 12, 2003 |
| 64 | Cleveland vs. Dallas (Reg) | April 3, 2005 |
| Half | | |
| 37 | Cleveland vs. Utah (2nd H) | March 17, 2007 |
| 37 | Cleveland vs. Brooklyn (1st H) | Oct. 24, 2018 |

I cñkpsb=ob.l rkap

| Game | | |
|-------------|---------------------------------|----------------|
| 27 | Cleveland vs. L.A. Lakers (Reg) | Feb. 5, 2014 |
| Half | | |
| 17 | Orlando @ Cleveland (2nd H) | April 10, 2001 |
| 17 | Cleveland vs. Atlanta (1st H) | March 5, 2003 |

abcñkpsb=ob.l rkap

| Game | | |
|-------------|-----------------------------------|---------------|
| 50 | Cleveland vs. Indiana (Reg) | Dec. 9, 2006 |
| Half | | |
| 27 | Cleveland vs. Indiana (2nd H) | Dec. 9, 2006 |
| 27 | Cleveland vs. Portland (1st H) | Jan. 23, 2019 |
| 27 | L.A. Clippers @ Cleveland (1st H) | Feb. 9, 2020 |

^ ppfpq

| Game | | |
|-------------|-------------------------------|----------------|
| 41 | Cleveland vs. Detroit | Apr. 9, 2014 |
| Half | | |
| 26 | Cleveland vs. Detroit (1st H) | Apr. 9, 2014 |
| 24 | Cleveland vs. Denver (2nd H) | March 21, 2016 |

pqbt^i p

| Game | | |
|-------------|------------------------------|----------------|
| 18 | Cleveland vs. New York (Reg) | Dec. 3, 2008 |
| 18 | Indiana at Cleveland (Reg) | March 3, 2021 |
| Half | | |
| 13 | Indiana at Cleveland (1st H) | March 3, 2021 |
| 12 | Cleveland vs. Boston (1st H) | April 14, 1998 |

.i l` hba=peI qp

| Game | | |
|-------------|----------------------------------|---------------|
| 17 | Cleveland vs. Philadelphia (Reg) | Nov. 15, 2003 |
| Half | | |
| 13 | Cleveland vs. Chicago (2nd H) | Jan. 20, 2012 |

qrokI sbop

| Game | | |
|-------------|------------------------------|---------------|
| 32 | Cleveland vs. Boston (Reg) | Nov. 29, 1997 |
| Half | | |
| 19 | Cleveland vs. Boston (2nd H) | Nov. 29, 1997 |



PNCNYR_`^ [R-TNZR

j l pqm Rkap

Game

| | | |
|----|---------------------------------|----------------|
| 71 | Donovan Mitchell vs. Chicago | Jan. 2, 2023 |
| 57 | LeBron James @ Washington | Nov. 3, 2017 |
| 57 | Kyrie Irving @ San Antonio (OT) | March 12, 2015 |

Half

| | | |
|----|--------------------------------------|---------------|
| 42 | Donovan Mitchell vs. Chicago (2nd H) | Jan. 2, 2023 |
| 35 | LeBron James vs. New York (1st H) | Feb. 6, 2010 |
| 35 | Kyrie Irving @ New Orleans (2nd H) | Jan. 23, 2017 |

Quarter

| | | |
|----|--------------------------------------|---------------|
| 34 | Kevin Love vs. Portland (1st Q) | Nov. 23, 2016 |
| 27 | Darius Garland vs. Minnesota (4th Q) | Nov. 13, 2022 |
| 24 | LeBron James @ Toronto (4th Q) | Jan. 6, 2008 |
| 24 | LeBron James @ Chicago (1st Q) | Apr. 11, 2008 |
| 24 | Donovan Mitchell vs. Chicago (3rd Q) | Jan. 2, 2023 |

j l pqj Rkap

Game

| | | |
|----|-------------------------------|---------------|
| 59 | Mike Mitchell vs. L.A. Lakers | Jan. 29, 1980 |
|----|-------------------------------|---------------|

cxi a=dl ^i pj ^ab

Game

| | | |
|----|------------------------------|----------------|
| 23 | LeBron James @ Washington | Nov. 3, 2017 |
| 22 | Donovan Mitchell vs. Chicago | Jan. 2, 2023 |
| 20 | Walt Wesley vs. Cincinnati | Feb. 19, 1971 |
| 20 | Mike Mitchell @ Houston | Feb. 8, 1980 |
| 20 | Kyrie Irving @ San Antonio | March 12, 2015 |

Half

| | | |
|----|-----------------------------------|--------------|
| 14 | Mike Mitchell @ Houston (2nd H) | Feb. 8, 1980 |
| 14 | LeBron James @ Washington (2nd H) | Nov. 3, 2017 |

Quarter

| | | |
|----|---------------------------------|---------------|
| 11 | Kevin Love vs. Portland (1st Q) | Nov. 23, 2016 |
|----|---------------------------------|---------------|

cxi a=dl ^i p= qqbj mpa

Game

| | | |
|----|----------------------------|----------------|
| 36 | Mike Mitchell @ Houston | Feb. 8, 1980 |
| 36 | Mike Mitchell @ New Jersey | Feb. 18, 1981 |
| 36 | LeBron James @ Toronto | March 20, 2005 |
| 36 | Kyrie Irving vs. Portland | Jan. 28, 2015 |

Half

| | | |
|----|---------------------------------|--------------|
| 23 | Mike Mitchell @ Houston (2nd H) | Feb. 8, 1980 |
|----|---------------------------------|--------------|

P.J.mKcxi a=dl ^i pj ^ab

Game

| | | |
|----|------------------------------|---------------|
| 11 | Kyrie Irving vs. Portland | Jan. 28, 2015 |
| 10 | C.J. Miles vs. Philadelphia | Jan. 7, 2014 |
| 10 | Darius Garland vs. Minnesota | Nov. 13, 2022 |

Half

| | | |
|---|-------------------------------------|---------------|
| 8 | C.J. Miles vs. Philadelphia (1st H) | Jan. 7, 2014 |
| 8 | Kevin Love vs. Portland (1st H) | Nov. 23, 2016 |
| 7 | J.R. Smith @ Milwaukee (1st H) | April 5, 2016 |

Quarter

| | | |
|---|---------------------------------|---------------|
| 8 | Kevin Love vs. Portland (1st Q) | Nov. 23, 2016 |
|---|---------------------------------|---------------|

P.J.mKcxi a=dl ^i p= qqbj mpa

Game

| | | |
|----|---------------------------|---------------|
| 19 | Kyrie Irving vs. Portland | Jan. 28, 2015 |
|----|---------------------------|---------------|

Half

| | | |
|----|-----------------------------------|---------------|
| 11 | Kyrie Irving vs. Portland (2nd H) | Jan. 28, 2015 |
| 11 | Kevin Love vs. Portland (1st H) | Nov. 23, 2016 |

cobb=geol t pj ^ab

Game

| | | |
|----|----------------------|----------------|
| 24 | LeBron James @ Miami | March 12, 2006 |
|----|----------------------|----------------|

Half

| | | |
|----|------------------------------|----------------|
| 16 | LeBron James @ Miami (2nd H) | March 12, 2006 |
|----|------------------------------|----------------|

Quarter

| | | |
|----|---------------------------------|--------------|
| 13 | Shawn Kemp vs. New York (1st Q) | Nov. 6, 1999 |
|----|---------------------------------|--------------|

cobb=geol t p= qqbj mpa

Game

| | | |
|----|----------------------|----------------|
| 28 | LeBron James @ Miami | March 12, 2006 |
|----|----------------------|----------------|

Half

| | | |
|----|---------------------------------|---------------|
| 19 | LeBron James vs. Boston (2nd H) | Nov. 11, 2006 |
|----|---------------------------------|---------------|

j l pq-cobb=geol t pj ^ab-t Rqel r-q- j Rkap

Game

| | | |
|----|--------------------------|---------------|
| 18 | Mark Price vs. Charlotte | April 9, 1989 |
|----|--------------------------|---------------|

ql q^i =obb.l rkap

Game

| | | |
|----|-----------------------------------|---------------|
| 25 | Rick Roberson @ Houston | March 4, 1972 |
| 25 | Anderson Varejao vs. Orlando (OT) | Jan. 2, 2014 |

Half

| | | |
|----|--------------------------------------|---------------|
| 16 | Elmore Smith vs. Washington (1st H) | Feb. 2, 1978 |
| 16 | Zydrunas Ilgauskas @ Utah (1st H) | Jan. 12, 1998 |
| 16 | Anderson Varejao vs. Orlando (2nd H) | Jan. 2, 2014 |
| 16 | Anderson Varejao vs. Dallas (2nd H) | Jan. 20, 2014 |
| 16 | Kevin Love vs. Chicago (1st H) | Jan. 30, 2019 |

l ccbkpsb=obb.l rkap

Game

| | | |
|----|-------------------------------------|----------------|
| 12 | Michael Cage @ Atlanta | April 16, 1996 |
| 12 | Zydrunas Ilgauskas vs. Atlanta | Feb. 16, 2005 |
| 12 | Zydrunas Ilgauskas vs. Philadelphia | Nov. 25, 2006 |
| 12 | Anderson Varejao vs. Washington | Oct. 30, 2012 |
| 12 | Tristan Thompson @ Chicago | Oct. 31, 2014 |

Half

| | | |
|----|---|----------------|
| 10 | Michael Cage @ Atlanta (1st H) | April 16, 1996 |
| 10 | Zydrunas Ilgauskas vs. Philadelphia (1st H) | Nov. 25, 2006 |

Quarter

| | | |
|---|---------------------------------|----------------|
| 8 | Chris Mills @ Milwaukee (4th Q) | April 16, 1994 |
|---|---------------------------------|----------------|

abcbkpsb=obb.l rkap

Game

| | | |
|----|-----------------------------|---------------|
| 21 | Elmore Smith vs. Washington | Feb. 2, 1978 |
| 21 | Cliff Robinson @ Washington | Jan. 20, 1983 |

Half

| | | |
|----|-------------------------------------|---------------|
| 15 | Elmore Smith vs. Washington (1st H) | Feb. 2, 1978 |
| 15 | Kevin Love vs. Chicago (1st H) | Jan. 30, 2019 |

^ppRqp

Game

| | | |
|----|-------------------------------|---------------|
| 27 | Geoff Huston vs. Golden State | Jan. 27, 1982 |
|----|-------------------------------|---------------|

Half

| | | |
|----|---------------------------------------|---------------|
| 15 | Geoff Huston vs. Golden State (2nd H) | Jan. 27, 1982 |
|----|---------------------------------------|---------------|

Quarter

| | | |
|----|------------------------------------|----------------|
| 10 | Mark Price @ Atlanta (1st Q) | Nov. 13, 1990 |
| 10 | Mark Price vs. San Antonio (1st Q) | March 23, 1993 |

pqb^i p

Game

| | | |
|----|-----------------------------|----------------|
| 10 | Ron Harper vs. Philadelphia | March 10, 1987 |
|----|-----------------------------|----------------|

Half

| | | |
|---|--|---------------|
| 6 | Foots Walker @ New York (2nd H) | Oct. 25, 1977 |
| 6 | Ron Harper @ Philadelphia (2nd H) | Dec. 17, 1986 |
| 6 | Craig Ehlo vs. Denver (2nd H) | Dec. 4, 1990 |
| 6 | Brevin Knight vs. Philadelphia (2nd H) | Jan. 24, 1998 |
| 6 | Wesley Person @ Detroit (2nd H) | April 1, 1998 |
| 6 | Andre Miller vs. Philadelphia (2nd H) | Dec. 15, 2001 |

.ii`hba=peI qp

Game

| | | |
|----|--------------------------|--------------|
| 11 | Larry Nance vs. New York | Jan. 7, 1989 |
|----|--------------------------|--------------|

Half

| | | |
|---|------------------------------------|----------------|
| 7 | Larry Nance vs. New York (2nd H) | Jan. 7, 1989 |
| 7 | Larry Nance vs. Charlotte (2nd H) | Dec. 21, 1991 |
| 7 | Larry Nance @ Boston (2nd H) | Jan. 3, 1992 |
| 7 | Larry Nance @ New Jersey (1st H) | April 10, 1992 |
| 7 | Larry Nance @ Philadelphia (1st H) | March 26, 1993 |

Quarter

| | | |
|---|-----------------------------------|---------------|
| 7 | Larry Nance vs. Charlotte (3rd Q) | Dec. 21, 1991 |
|---|-----------------------------------|---------------|





qrokI sbop

| Game | | |
|------|------------------------------------|----------------|
| 11 | Ron Harper @ Chicago | Feb. 22, 1987 |
| 11 | Zydrunas Ilgauskas vs. Denver | Dec. 14, 2002 |
| 11 | LeBron James vs. Indiana | Jan. 26, 2018 |
| Half | | |
| 9 | LeBron James @ New Orleans (2nd H) | March 28, 2005 |

j I pq` I kpb` rqs b-pel qp-j` ^ab

| Game | | |
|------|------------------------------|--------------|
| 15 | Phil Hubbard vs. L.A. Lakers | Dec. 4, 1984 |

j I pq=ml Rqp-p` i oba=-.bqt` bkk-j` Rpp

| Game | | |
|------|------------------------------|--------------|
| 37 | Phil Hubbard vs. L.A. Lakers | Dec. 4, 1984 |

\\]]\\[R[a`-\\[R-TNZR

j I pq=ml Rqp

| Game | | |
|---------|--|----------------|
| 69 | Michael Jordan vs. Chicago (OT) | March 28, 1990 |
| 55 | James Harden vs. Houston | Dec. 11, 2019 |
| 54 | Michael Jordan @ Chicago | Nov. 3, 1989 |
| 54 | Allen Iverson vs. Philadelphia | Jan. 6, 2001 |
| Half | | |
| 39 | Allen Iverson vs. Philadelphia (2nd H) | April 12, 1997 |
| Quarter | | |
| 30 | Vernon Maxwell @ Houston (4th Q) | Jan. 26, 1991 |

cñi a=dl` ^i pj` ^ab

| Game | | |
|------|-----------------------------------|----------------|
| 23 | Kareem Abdul-Jabbar vs. Milwaukee | Feb. 9, 1972 |
| 23 | Michael Jordan vs. Chicago (OT) | March 28, 1990 |
| Half | | |
| 14 | Bob McAdoo vs. Buffalo (2nd H) | Nov. 20, 1975 |

cñi a=dl` ^i p=-` qqbj` mpa

| Game | | |
|------|------------------------------------|----------------|
| 37 | Michael Jordan vs. Chicago (OT) | March 28, 1990 |
| Half | | |
| 23 | Terry Rozier vs. Charlotte (2nd H) | Dec. 18, 2019 |

P.J.mqkñi a=dl` ^i pj` ^ab

| Game | | |
|------|------------------------------------|---------------|
| 10 | James Harden vs. Houston | Dec. 11, 2019 |
| 10 | Terry Rozier vs. Charlotte | Dec. 23, 2020 |
| 9 | Robert Horry vs. Houston | Feb. 22, 1996 |
| 9 | Stephen Curry vs. Golden State | Dec. 5, 2018 |
| 9 | Stephen Curry @ Golden State | April 5, 2019 |
| Half | | |
| 8 | Tracy McGrady vs. Orlando (1st H) | Jan. 26, 2004 |
| 8 | Terry Rozier vs. Charlotte (2nd H) | Dec. 23, 2020 |

P.J.mqkñi a=dl` ^i p=-` qqbj` mpa

| Game | | |
|------|------------------------------------|---------------|
| 18 | James Harden vs. Houston | Dec. 11, 2019 |
| 17 | Ray Allen vs. Milwaukee (2 OT) | Dec. 9, 2002 |
| Half | | |
| 13 | Terry Rozier vs. Charlotte (2nd H) | Dec. 23, 2020 |
| 11 | Mookie Blaylock @ Atlanta (2nd H) | March 1, 1996 |
| 11 | James Harden @ Houston (1st H) | Jan. 11, 2019 |

cobb=qeol` t` pj` ^ab

| Game | | |
|------|-------------------------------------|---------------|
| 23 | Kobe Bryant vs. L.A. Lakers | Jan. 30, 2001 |
| 23 | Dwyane Wade @ Miami | Feb. 1, 2007 |
| Half | | |
| 16 | Kobe Bryant vs. L.A. Lakers (2nd H) | Jan. 30, 2001 |
| 16 | Dwyane Wade @ Miami (2nd H) | Feb. 1, 2007 |

cobb=qeol` t` p=-` qqbj` mpa

| Game | | |
|------|-------------------------------------|---------------|
| 26 | Kobe Bryant vs. L.A. Lakers | Jan. 30, 2001 |
| Half | | |
| 19 | Kobe Bryant vs. L.A. Lakers (2nd H) | Jan. 30, 2001 |

^ppkqp

| Game | | |
|------|-------------------------------------|---------------|
| 22 | Magic Johnson @ L.A. Lakers | Nov. 17, 1983 |
| 22 | John Stockton @ Utah (OT) | Dec. 11, 1989 |
| Half | | |
| 16 | Magic Johnson @ L.A. Lakers (2nd H) | Nov. 17, 1983 |

ql` q` i` =ob. I rkap

| Game | | |
|------|----------------------------------|----------------|
| 35 | Charles Oakley @ Chicago | April 22, 1988 |
| Half | | |
| 21 | Charles Oakley @ Chicago (2nd H) | April 22, 1988 |

I ccbkps b=ob. I rkap

| Game | | |
|------|-------------------------------------|----------------|
| 16 | Charles Oakley @ Chicago | April 22, 1988 |
| 16 | Andray Blatche @ Washington | April 1, 2011 |
| Half | | |
| 11 | Andray Blatche @ Washington (1st H) | April 1, 2011 |

abcbkps b=ob. I rkap

| Game | | |
|------|------------------------------|----------------|
| 21 | Swen Nater @ Buffalo | March 10, 1978 |
| Half | | |
| 14 | Swen Nater @ Buffalo (1st H) | March 10, 1978 |

pqb` i p

| Game | | |
|------|------------------------------------|----------------|
| 10 | T.J. McConnell vs. Indiana | March 3, 2021 |
| 8 | Larry Steele @ Portland | Feb. 16, 1974 |
| 8 | Don Buse @ Indiana | Dec. 3, 1976 |
| 8 | Mike Bratz @ Phoenix | Feb. 11, 1979 |
| 8 | Rick Barry vs. Houston | April 1, 1979 |
| 8 | Michael Jordan @ Chicago | Feb. 22, 1987 |
| 8 | Hakeem Olajuwon vs. Houston | Nov. 19, 1987 |
| 8 | Speedy Claxton @ Atlanta | Dec. 27, 2006 |
| 8 | Tony Allen @ Memphis | April 23, 2012 |
| Half | | |
| 9 | T.J. McConnell vs. Indiana (1st H) | March 3, 2021 |

.ii` hba=pel qp

| Game | | |
|------|---------------------------------|----------------|
| 12 | Manute Bol @ Washington | Feb. 5, 1987 |
| Half | | |
| 8 | Tree Rollins @ Atlanta (1st H) | March 29, 1983 |
| 8 | Manute Bol @ Washington (2nd H) | Feb. 5, 1987 |

qrokI sbop

| Game | | |
|------|-------------------------------------|---------------|
| 12 | Dwyane Wade @ Miami | Feb. 1, 2007 |
| Half | | |
| 7 | Magic Johnson @ L.A. Lakers (2nd H) | Nov. 11, 1979 |
| 7 | Dwyane Wade @ Miami (1st H) | Feb. 1, 2007 |
| 7 | Devin Booker vs. Phoenix (2nd H) | Feb. 21, 2019 |

_\\PXRa-Z_aTNTR-SWYQU\\b`R

j I pq=ml Rqp

| Game | | |
|---------|--|---------------|
| 71 | Donovan Mitchell, vs. Chicago | Jan. 2, 2023 |
| 55 | Kyrie Irving, Cleveland vs. Portland | Jan. 28, 2015 |
| 55 | James Harden, Houston vs. Cleveland | Dec. 11, 2019 |
| Half | | |
| 42 | Donovan Mitchell, vs. Chicago | Jan. 2, 2023 |
| Quarter | | |
| 34 | Kevin Love, Cleveland vs. Por. (1st Q) | Nov. 23, 2016 |





cñi a=dl ^i p-j ^ab

| Game | | |
|---------|--|----------------|
| 22 | Donovan Mitchell, vs. Chicago | Jan. 2, 2023 |
| 20 | Allen Iverson, Philadelphia @ Cleveland | Jan. 6, 2001 |
| 20 | James Harden, Houston vs. Cleveland | Dec. 11, 2019 |
| Half | | |
| 13 | Donovan Mitchell, vs. Chicago (2nd H) | Jan 2, 2023 |
| 13 | Allen Iverson, Philadelphia @ Cle. (2nd H) | April 12, 1997 |
| 13 | Kurt Thomas, New York @ Cle. (2nd H) | March 17, 2002 |
| 13 | LeBron James, New York @ Cleveland (1st H) | Feb. 6, 2010 |
| Quarter | | |
| 11 | Kevin Love, Cleveland vs. Por. (1st Q) | Nov. 23, 2016 |

cñi a=dl ^i p-^ qqbj mba

| Game | | |
|---------|---|---------------|
| 36 | Kyrie Irving, Cleveland vs. Portland | Jan. 28, 2015 |
| 36 | Dwyane Wade, Miami @ Cleveland | April 1, 2006 |
| Half | | |
| 20 | Kyrie Irving, Cleveland vs. Portland | Jan. 28, 2015 |
| 20 | LeBron James, Cleveland vs. Phoenix (2nd H) | Jan. 29, 2006 |
| 20 | Dwyane Wade, Miami @ Cleveland (2nd H) | April 1, 2006 |
| Quarter | | |
| 15 | Dwyane Wade, Miami @ Cleveland (4th Q) | April 1, 2006 |

P.J.mqkñi a=dl ^i p-j ^ab

| Game | | |
|---------|---|---------------|
| 11 | Kyrie Irving, Cleveland vs. Portland | Jan. 28, 2015 |
| Half | | |
| 8 | Tracy McGrady, Orlando vs. Cle. (1st H) | Jan. 26, 2004 |
| 8 | C.J. Miles, Cle. vs. Philadelphia (1st H) | Jan. 7, 2014 |
| 8 | Kevin Love, Cleveland vs. Por. (1st H) | Nov. 23, 2016 |
| 8 | Terry Rozier, Charlotte vs. Cle (2nd H) | Dec. 23, 2020 |
| Quarter | | |
| 8 | Kevin Love, Cleveland vs. Por. (1st Q) | Nov. 23, 2016 |

P.J.mqkñi a=dl ^i p-^ qqbj mba

| Game | | |
|---------|---|---------------|
| 19 | Kyrie Irving, Cleveland vs. Portland | Jan. 28, 2015 |
| Half | | |
| 14 | Terry Rozier, Charlotte vs. Cleveland (2nd H) | Dec. 18, 2019 |
| Quarter | | |
| 10 | Kevin Love, Cleveland vs. Por. (1st Q) | Nov. 23, 2016 |

cñb=qeol t p-j ^ab

| Game | | |
|---------|---|---------------|
| 23 | Kobe Bryant, L.A. Lakers @ Cleveland | Jan. 30, 2001 |
| Half | | |
| 16 | Kobe Bryant, L.A. Lakers @ Cle. (2nd H) | Jan. 30, 2001 |
| Quarter | | |
| 13 | Shawn Kemp, Cleveland vs. N.Y. (1st Q) | Nov. 6, 1999 |

cñb=qeol t p-^ qqbj mba

| Game | | |
|---------|---|----------------|
| 26 | Kobe Bryant, L.A. Lakers @ Cleveland | Jan. 30, 2001 |
| Half | | |
| 19 | Kobe Bryant, L.A. Lakers @ Cle. (2nd H) | Jan. 30, 2001 |
| 19 | LeBron James, Cleveland vs. Bos. (2nd H) | Nov. 11, 2006 |
| Quarter | | |
| 14 | Shawn Kemp, Cleveland vs. N.Y. (1st Q) | Nov. 6, 1999 |
| 14 | Andre Drummond, Detroit @ Cleveland (4th Q) | April 10, 2013 |

ql q'i =ob.l rkap

| Game | | |
|---------|--|----------------|
| 25 | Anderson Varejao, Cleveland vs. Orlando (OT) | Jan. 2, 2014 |
| 23 | Kris Humphries, New Jersey @ Cleveland | March 23, 2011 |
| 23 | Anderson Varejao, Cleveland vs. Washington | Oct. 30, 2012 |
| Half | | |
| 16 | Anderson Varejao, Cleveland vs. Dallas (2nd H) | Jan. 20, 2014 |
| 16 | Anderson Varejao, Cleveland vs. Orl. (2nd H) | Jan. 2, 2014 |
| 16 | Kevin Love, Cleveland vs. Chicago (1st H) | Oct. 30, 2019 |
| Quarter | | |
| 12 | Charles Hayes, Houston @ Cleveland (1st Q) | Feb. 23, 2011 |
| 12 | Anderson Varejao, Cleveland vs. Wash. (3rd Q) | Oct. 30, 2012 |

I cñkpsb=ob.l rkap

| Game | | |
|---------|---|---------------|
| 13 | Charles Hayes, Houston @ Cleveland | Feb. 23, 2011 |
| Half | | |
| 10 | Zydrunas Ilgauskas, Cleveland vs. Phil. (1st H) | Nov. 25, 2006 |
| Quarter | | |
| 9 | Charles Hayes, Houston @ Cle. (1st Q) | Feb. 23, 2011 |

abcñkpsb=ob.l rkap

| Game | | |
|---------|---|----------------|
| 19 | Drew Gooden, Cleveland vs. Phoenix | Nov. 10, 2004 |
| 18 | Kevin Love, Cleveland vs. Charlotte | Dec. 15, 2014 |
| Half | | |
| 15 | Kevin Love, Cleveland vs. Chicago (1st H) | Oct. 30, 2019 |
| Quarter | | |
| 9 | Tyrone Hill, Cleveland vs. L.A.L. (1st Q) | Nov. 5, 2002 |
| 9 | LeBron James, Cleveland vs. N.Y. (3rd Q) | April 14, 2005 |
| 9 | Kevin Love, Cleveland vs. Chicago (1st Q) | Oct. 30, 2019 |

^ ppñqp

| Game | | |
|---------|---|---------------|
| 22 | Andre Miller, Cleveland vs. Philadelphia | Dec. 15, 2001 |
| Half | | |
| 12 | Andre Miller, Cleveland vs. Phil. (2nd H) | Dec. 15, 2001 |
| 12 | LeBron James, Cle. vs. Portland (1st H) | Nov. 23, 2016 |
| Quarter | | |
| 9 | Andre Miller, Cleveland vs. Chi. (1st Q) | Dec. 18, 2001 |

pqb^i p

| Game | | |
|---------|---|---------------|
| 10 | T.J. McConnell, Indiana @ Cleveland | March 3, 2021 |
| 9 | Andre Miller, Cleveland vs. Philadelphia | Dec. 15, 2001 |
| Half | | |
| 9 | T.J. McConnell, Indiana @ Cleveland (1st H) | March 3, 2021 |
| 6 | Brevin Knight, Cleveland vs. Phil. (2nd H) | Jan. 24, 1998 |
| 6 | Andre Miller, Cleveland vs. Phil. (2nd H) | Dec. 15, 2001 |
| Quarter | | |
| 5 | Brevin Knight, Cleveland vs. Phil. (3rd Q) | Jan. 24, 1998 |
| 5 | Bob Sura, Cleveland vs. Wash. (3rd Q) | Feb. 1, 2000 |
| 5 | Andre Miller, Cleveland vs. Phil. (4th Q) | Dec. 15, 2001 |
| 5 | Aaron McKie, Philadelphia @ Cle. (3rd Q) | Nov. 29, 2002 |

.ii` hba=peol qp

| Game | | |
|---------|--|---------------|
| 10 | Dikembe Mutombo, Denver @ Cleveland | April 2, 1995 |
| Half | | |
| 6 | Hakeem Olajuwon, Houston @ Cleveland (1st H) | Nov. 8, 1994 |
| 6 | Dikembe Mutombo, Denver @ Cleveland (2nd H) | April 2, 1995 |
| 6 | Shawn Bradley, New Jersey @ Cle. (1st H) | Feb. 24, 1996 |
| 6 | Theo Ratliff, Philadelphia @ Cle. (1st H) | Dec. 2, 2000 |
| Quarter | | |
| 4 | on 15 occasions | |



2022-23 NBA LEAGUE STATISTICS



EASTERN CONFERENCE

| | CONF | GAMES | W-L | PCT | GB | CONF | DIV | HOME | AWAY | L10 | STRK | LEAGUE | DIV |
|----------------------------|----------|-----------|--------------|-------------|------------|--------------|-------------|--------------|--------------|------------|-----------|----------|----------|
| Milwaukee Bucks | 1 | 82 | 58-24 | .707 | 0 | 35-17 | 11-5 | 32-9 | 26-15 | 6-4 | L2 | 1 | 1 |
| Boston Celtics | 2 | 82 | 57-25 | .695 | 1.0 | 34-18 | 11-5 | 32-9 | 25-16 | 8-2 | W3 | 2 | 1 |
| Philadelphia 76ers | 3 | 82 | 54-28 | .659 | 4.0 | 34-18 | 10-6 | 29-12 | 25-16 | 5-5 | W2 | 3 | 2 |
| Cleveland Cavaliers | 4 | 82 | 51-31 | .622 | 7.0 | 34-18 | 13-3 | 31-10 | 20-21 | 7-3 | L1 | 5 | 2 |
| New York Knicks | 5 | 82 | 47-35 | .573 | 11.0 | 32-20 | 8-8 | 23-18 | 24-17 | 5-5 | L2 | 8 | 3 |
| Brooklyn Nets | 6 | 82 | 45-37 | .549 | 13.0 | 30-22 | 7-9 | 23-18 | 22-19 | 6-4 | L1 | 9 | 4 |
| Miami Heat | 7 | 82 | 44-38 | .537 | 14.0 | 24-28 | 10-6 | 27-14 | 17-24 | 6-4 | W1 | 13 | 1 |
| Atlanta Hawks | 8 | 82 | 41-41 | .500 | 17.0 | 26-26 | 8-8 | 24-17 | 17-24 | 5-5 | L2 | 17 | 2 |
| Toronto Raptors | 9 | 82 | 41-41 | .500 | 17.0 | 26-26 | 4-12 | 27-14 | 14-27 | 6-4 | W1 | 18 | 5 |
| Chicago Bulls | 10 | 82 | 40-42 | .488 | 18.0 | 27-25 | 7-9 | 22-19 | 18-23 | 6-4 | W2 | 19 | 3 |
| Indiana Pacers | 11 | 82 | 35-47 | .427 | 23.0 | 24-28 | 7-9 | 20-21 | 15-26 | 3-7 | W1 | 23 | 4 |
| Washington Wizards | 12 | 82 | 35-47 | .427 | 23.0 | 21-31 | 8-8 | 19-22 | 16-25 | 3-7 | L1 | 24 | 3 |
| Orlando Magic | 13 | 82 | 34-48 | .415 | 24.0 | 20-32 | 7-9 | 20-21 | 14-27 | 5-5 | L4 | 25 | 4 |
| Charlotte Hornets | 14 | 82 | 27-55 | .329 | 31.0 | 15-37 | 7-9 | 13-28 | 14-27 | 5-5 | W1 | 27 | 5 |
| Detroit Pistons | 15 | 82 | 17-65 | .207 | 41.0 | 8-44 | 2-14 | 9-32 | 8-33 | 1-9 | L1 | 30 | 5 |

WESTERN CONFERENCE

| | CONF | GAMES | W-L | PCT | GB | CONF | DIV | HOME | AWAY | L10 | STRK | LEAGUE | DIV |
|------------------------|------|-------|-------|------|------|-------|------|-------|-------|-----|------|--------|-----|
| Denver Nuggets | 1 | 82 | 53-29 | .646 | 0 | 34-18 | 10-6 | 34-7 | 19-22 | 5-5 | W1 | 4 | 1 |
| Memphis Grizzlies | 2 | 82 | 51-31 | .622 | 2.0 | 30-22 | 13-3 | 35-6 | 16-25 | 6-4 | L1 | 6 | 1 |
| Sacramento Kings | 3 | 82 | 48-34 | .585 | 5.0 | 32-20 | 9-7 | 23-18 | 25-16 | 5-5 | L3 | 7 | 1 |
| Phoenix Suns | 4 | 82 | 45-37 | .549 | 8.0 | 30-22 | 9-7 | 28-13 | 17-24 | 7-3 | L2 | 10 | 2 |
| LA Clippers | 5 | 82 | 44-38 | .537 | 9.0 | 27-25 | 9-7 | 23-18 | 21-20 | 6-4 | W3 | 12 | 3 |
| Golden State Warriors | 6 | 82 | 44-38 | .537 | 9.0 | 30-22 | 7-9 | 33-8 | 11-30 | 8-2 | W3 | 11 | 4 |
| Los Angeles Lakers | 7 | 82 | 43-39 | .524 | 10.0 | 27-25 | 6-10 | 23-18 | 20-21 | 8-2 | W2 | 14 | 5 |
| Minnesota Timberwolves | 8 | 82 | 42-40 | .512 | 11.0 | 29-23 | 8-8 | 22-19 | 20-21 | 7-3 | W3 | 16 | 2 |
| New Orleans Pelicans | 9 | 82 | 42-40 | .512 | 11.0 | 29-23 | 11-5 | 27-14 | 15-26 | 7-3 | L1 | 15 | 2 |
| Oklahoma City Thunder | 10 | 82 | 40-42 | .488 | 13.0 | 25-27 | 9-7 | 24-17 | 16-25 | 4-6 | W2 | 20 | 3 |
| Dallas Mavericks | 11 | 82 | 38-44 | .463 | 15.0 | 28-24 | 9-7 | 23-18 | 15-26 | 2-8 | L2 | 21 | 3 |
| Utah Jazz | 12 | 82 | 37-45 | .451 | 16.0 | 24-28 | 6-10 | 23-18 | 14-27 | 2-8 | L1 | 22 | 4 |
| Portland Trail Blazers | 13 | 82 | 33-49 | .402 | 20.0 | 23-29 | 7-9 | 17-24 | 16-25 | 1-9 | L4 | 26 | 5 |
| Houston Rockets | 14 | 82 | 22-60 | .268 | 31.0 | 12-40 | 4-12 | 14-27 | 8-33 | 4-6 | W3 | 28 | 4 |
| San Antonio Spurs | 15 | 82 | 22-60 | .268 | 31.0 | 10-42 | 3-13 | 14-27 | 8-33 | 3-7 | W1 | 29 | 5 |





WESTERN CONFERENCE

NORTHWEST

| | DIV | GAMES | W-L | PCT | GB | CONF | DIV | HOME | AWAY | L10 | STRK | LEAGUE | CONF |
|------------------------|-----|-------|-------|------|------|-------|------|-------|-------|-----|------|--------|------|
| Denver Nuggets | 1 | 82 | 53-29 | .646 | 0 | 34-18 | 10-6 | 34-7 | 19-22 | 5-5 | W1 | 4 | 1 |
| Minnesota Timberwolves | 2 | 82 | 42-40 | .512 | 11.0 | 29-23 | 8-8 | 22-19 | 20-21 | 7-3 | W3 | 16 | 8 |
| Oklahoma City Thunder | 3 | 82 | 40-42 | .488 | 13.0 | 25-27 | 9-7 | 24-17 | 16-25 | 4-6 | W2 | 20 | 10 |
| Utah Jazz | 4 | 82 | 37-45 | .451 | 16.0 | 24-28 | 6-10 | 23-18 | 14-27 | 2-8 | L1 | 22 | 12 |
| Portland Trail Blazers | 5 | 82 | 33-49 | .402 | 20.0 | 23-29 | 7-9 | 17-24 | 16-25 | 1-9 | L4 | 26 | 13 |

SOUTHWEST

| | DIV | GAMES | W-L | PCT | GB | CONF | DIV | HOME | AWAY | L10 | STRK | LEAGUE | CONF |
|----------------------|-----|-------|-------|------|------|-------|------|-------|-------|-----|------|--------|------|
| Memphis Grizzlies | 1 | 82 | 51-31 | .622 | 2.0 | 30-22 | 13-3 | 35-6 | 16-25 | 6-4 | L1 | 6 | 2 |
| New Orleans Pelicans | 2 | 82 | 42-40 | .512 | 11.0 | 29-23 | 11-5 | 27-14 | 15-26 | 7-3 | L1 | 15 | 9 |
| Dallas Mavericks | 3 | 82 | 38-44 | .463 | 15.0 | 28-24 | 9-7 | 23-18 | 15-26 | 2-8 | L2 | 21 | 11 |
| Houston Rockets | 4 | 82 | 22-60 | .268 | 31.0 | 12-40 | 4-12 | 14-27 | 8-33 | 4-6 | W3 | 28 | 14 |
| San Antonio Spurs | 5 | 82 | 22-60 | .268 | 31.0 | 10-42 | 3-13 | 14-27 | 8-33 | 3-7 | W1 | 29 | 15 |

PACIFIC

| | DIV | GAMES | W-L | PCT | GB | CONF | DIV | HOME | AWAY | L10 | STRK | LEAGUE | CONF |
|-----------------------|-----|-------|-------|------|------|-------|------|-------|-------|-----|------|--------|------|
| Sacramento Kings | 1 | 82 | 48-34 | .585 | 5.0 | 32-20 | 9-7 | 23-18 | 25-16 | 5-5 | L3 | 7 | 3 |
| Phoenix Suns | 2 | 82 | 45-37 | .549 | 8.0 | 30-22 | 9-7 | 28-13 | 17-24 | 7-3 | L2 | 10 | 4 |
| LA Clippers | 3 | 82 | 44-38 | .537 | 9.0 | 27-25 | 9-7 | 23-18 | 21-20 | 6-4 | W3 | 12 | 5 |
| Golden State Warriors | 4 | 82 | 44-38 | .537 | 9.0 | 30-22 | 7-9 | 33-8 | 11-30 | 8-2 | W3 | 11 | 6 |
| Los Angeles Lakers | 5 | 82 | 43-39 | .524 | 10.0 | 27-25 | 6-10 | 23-18 | 20-21 | 8-2 | W2 | 14 | 7 |

EASTERN CONFERENCE

CENTRAL

| | DIV | GAMES | W-L | PCT | GB | CONF | DIV | HOME | AWAY | L10 | STRK | LEAGUE | CONF |
|----------------------------|----------|-----------|--------------|-------------|------------|--------------|-------------|--------------|--------------|------------|-----------|----------|----------|
| Milwaukee Bucks | 1 | 82 | 58-24 | .707 | 0 | 35-17 | 11-5 | 32-9 | 26-15 | 6-4 | L2 | 1 | 1 |
| Cleveland Cavaliers | 2 | 82 | 51-31 | .622 | 7.0 | 34-18 | 13-3 | 31-10 | 20-21 | 7-3 | L1 | 5 | 4 |
| Chicago Bulls | 3 | 82 | 40-42 | .488 | 18.0 | 27-25 | 7-9 | 22-19 | 18-23 | 6-4 | W2 | 19 | 10 |
| Indiana Pacers | 4 | 82 | 35-47 | .427 | 23.0 | 24-28 | 7-9 | 20-21 | 15-26 | 3-7 | W1 | 23 | 11 |
| Detroit Pistons | 5 | 82 | 17-65 | .207 | 41.0 | 8-44 | 2-14 | 9-32 | 8-33 | 1-9 | L1 | 30 | 15 |

ATLANTIC

| | DIV | GAMES | W-L | PCT | GB | CONF | DIV | HOME | AWAY | L10 | STRK | LEAGUE | CONF |
|--------------------|-----|-------|-------|------|------|-------|------|-------|-------|-----|------|--------|------|
| Boston Celtics | 1 | 82 | 57-25 | .695 | 1.0 | 34-18 | 11-5 | 32-9 | 25-16 | 8-2 | W3 | 2 | 2 |
| Philadelphia 76ers | 2 | 82 | 54-28 | .659 | 4.0 | 34-18 | 10-6 | 29-12 | 25-16 | 5-5 | W2 | 3 | 3 |
| New York Knicks | 3 | 82 | 47-35 | .573 | 11.0 | 32-20 | 8-8 | 23-18 | 24-17 | 5-5 | L2 | 8 | 5 |
| Brooklyn Nets | 4 | 82 | 45-37 | .549 | 13.0 | 30-22 | 7-9 | 23-18 | 22-19 | 6-4 | L1 | 9 | 6 |
| Toronto Raptors | 5 | 82 | 41-41 | .500 | 17.0 | 26-26 | 4-12 | 27-14 | 14-27 | 6-4 | W1 | 18 | 9 |

SOUTHEAST

| | DIV | GAMES | W-L | PCT | GB | CONF | DIV | HOME | AWAY | L10 | STRK | LEAGUE | CONF |
|--------------------|-----|-------|-------|------|------|-------|------|-------|-------|-----|------|--------|------|
| Miami Heat | 1 | 82 | 44-38 | .537 | 14.0 | 24-28 | 10-6 | 27-14 | 17-24 | 6-4 | W1 | 13 | 7 |
| Atlanta Hawks | 2 | 82 | 41-41 | .500 | 17.0 | 26-26 | 8-8 | 24-17 | 17-24 | 5-5 | L2 | 17 | 8 |
| Washington Wizards | 3 | 82 | 35-47 | .427 | 23.0 | 21-31 | 8-8 | 19-22 | 16-25 | 3-7 | L1 | 24 | 12 |
| Orlando Magic | 4 | 82 | 34-48 | .415 | 24.0 | 20-32 | 7-9 | 20-21 | 14-27 | 5-5 | L4 | 25 | 13 |
| Charlotte Hornets | 5 | 82 | 27-55 | .329 | 31.0 | 15-37 | 7-9 | 13-28 | 14-27 | 5-5 | W1 | 27 | 14 |





| POINTS PER GAME | | | | | | | | REBOUNDS PER GAME | | | | | | | | ASSISTS PER GAME | | | | | | | |
|-----------------|-----------------------|----------|----|-----|-----|-------|------|-------------------|------------------|----------|----|-----|-----|-----|------|------------------|-----------------------|---------------|----|-----|------|--|--|
| | | TEAM | G | FG | FT | PTS | AVG | | | TEAM | G | OFF | DEF | TOT | AVG | | | TEAM | G | AST | AVG | | |
| 1 | J. Embiid | PHI | 66 | 728 | 661 | 2,183 | 33.1 | 1 | D. Sabonis | SAC | 79 | 251 | 722 | 973 | 12.3 | 1 | J. Harden | PHI | 58 | 618 | 10.7 | | |
| 2 | L. Dončić | DAL | 66 | 719 | 515 | 2,138 | 32.4 | 2 | N. Jokic | DEN | 69 | 167 | 650 | 817 | 11.8 | 2 | T. Young | ATL | 73 | 741 | 10.2 | | |
| 3 | D. Lillard | POR | 58 | 556 | 510 | 1,866 | 32.2 | 3 | G. Antetokounmpo | MIL | 63 | 137 | 605 | 742 | 11.8 | 3 | N. Jokic | DEN | 69 | 678 | 9.8 | | |
| 4 | S. Gilgeous-Alexander | OKC | 68 | 704 | 669 | 2,135 | 31.4 | 4 | R. Gobert | MIN | 70 | 231 | 583 | 814 | 11.6 | 4 | C. Paul | PHX | 59 | 524 | 8.9 | | |
| 5 | G. Antetokounmpo | MIL | 63 | 707 | 498 | 1,959 | 31.1 | 5 | C. Capela | ATL | 65 | 258 | 459 | 717 | 11.0 | 5 | J. Morant | MEM | 61 | 493 | 8.1 | | |
| 6 | J. Tatum | BOS | 74 | 727 | 531 | 2,225 | 30.1 | 6 | N. Vucetic | CHI | 82 | 159 | 744 | 903 | 11.0 | 6 | L. Dončić | DAL | 66 | 529 | 8.0 | | |
| 7 | D. Mitchell | CLE | 68 | 679 | 519 | 1,822 | 28.3 | 7 | J. Valanciunas | NOP | 79 | 225 | 579 | 804 | 10.2 | 7 | D. Garland | CLE | 69 | 538 | 7.8 | | |
| 8 | K. Irving | BKN, DAL | 60 | 594 | 247 | 1,623 | 27.1 | 8 | J. Embiid | PHI | 66 | 113 | 557 | 670 | 10.2 | 8 | R. Westbrook | LAL, UTA, LAC | 73 | 551 | 7.5 | | |
| 9 | J. Brown | BOS | 67 | 679 | 263 | 1,784 | 26.6 | 9 | J. Randle | NYK | 77 | 141 | 626 | 767 | 10.0 | 9 | J. Holiday | MIL | 67 | 495 | 7.4 | | |
| 10 | T. Young | ATL | 73 | 597 | 566 | 1,914 | 26.2 | 10 | D. Ayton | PHX | 67 | 172 | 495 | 667 | 10.0 | 10 | D. Lillard | POR | 58 | 425 | 7.3 | | |
| 11 | J. Morant | MEM | 61 | 566 | 372 | 1,596 | 26.2 | 11 | I. Zubac | LAC | 76 | 236 | 520 | 756 | 9.9 | 11 | D. Sabonis | SAC | 79 | 573 | 7.3 | | |
| 12 | L. Markkanen | UTA | 66 | 571 | 349 | 1,691 | 25.6 | 12 | J. Allen | CLE | 68 | 221 | 445 | 666 | 9.8 | 12 | F. VanVleet | TOR | 69 | 495 | 7.2 | | |
| 13 | J. Randle | NYK | 77 | 658 | 402 | 1,936 | 25.1 | 13 | B. Portis | MIL | 70 | 154 | 518 | 672 | 9.6 | 13 | D. Green | GSW | 73 | 500 | 6.8 | | |
| 14 | D. Fox | SAC | 73 | 682 | 343 | 1,826 | 25.0 | 14 | M. Robinson | NYK | 59 | 267 | 288 | 555 | 9.4 | 14 | M. Conley | UTA, MIN | 67 | 450 | 6.7 | | |
| 15 | Z. LaVine | CHI | 77 | 673 | 363 | 1,913 | 24.8 | 15 | K. Looney | GSW | 82 | 274 | 486 | 760 | 9.3 | 15 | T. Jones | SAS | 68 | 448 | 6.6 | | |
| 16 | A. Edwards | MIN | 79 | 707 | 319 | 1,946 | 24.6 | 16 | N. Claxton | BKN | 76 | 184 | 518 | 702 | 9.2 | 16 | S. Dinwiddie | DAL, BKN | 79 | 515 | 6.5 | | |
| 17 | D. DeRozan | CHI | 74 | 657 | 456 | 1,816 | 24.5 | 17 | B. Adebayo | MIA | 75 | 194 | 504 | 688 | 9.2 | 17 | M. Smart | BOS | 61 | 382 | 6.3 | | |
| 18 | N. Jokic | DEN | 69 | 646 | 341 | 1,690 | 24.5 | 18 | J. Poeltl | SAS, TOR | 72 | 236 | 417 | 653 | 9.1 | 18 | J. Brunson | NYK | 68 | 421 | 6.2 | | |
| 19 | P. Siakam | TOR | 71 | 630 | 367 | 1,720 | 24.2 | 19 | A. Heyun | HOU | 75 | 242 | 436 | 678 | 9.0 | 19 | K. Hayes | DET | 76 | 470 | 6.2 | | |
| 20 | J. Brunson | NYK | 68 | 587 | 325 | 1,633 | 24.0 | 20 | E. Mobley | CLE | 79 | 187 | 524 | 711 | 9.0 | 20 | J. Giddey | OKC | 76 | 469 | 6.2 | | |
| 21 | K. Porzingis | WAS | 65 | 507 | 354 | 1,505 | 23.2 | 21 | J. Duren | DET | 67 | 229 | 366 | 595 | 8.9 | 21 | D. Russell | MIN, LAL | 71 | 437 | 6.2 | | |
| 22 | J. Butler | MIA | 64 | 479 | 472 | 1,466 | 22.9 | 22 | M. Plumlee | CHA, LAC | 79 | 229 | 471 | 700 | 8.9 | 22 | J. Murray | DEN | 65 | 400 | 6.2 | | |
| 23 | D. Fox | HOU | 76 | 566 | 364 | 1,683 | 22.2 | 23 | B. Sims | BOS | 74 | 78 | 571 | 649 | 8.8 | 23 | D. Fox | SAC | 79 | 447 | 5.7 | | |
| 24 | K. Johnson | SAS | 63 | 503 | 245 | 1,395 | 22.0 | 24 | L. Markkanen | UTA | 66 | 130 | 440 | 570 | 8.6 | 24 | D. Murray | ATL | 74 | 448 | 6.1 | | |
| 25 | K. Thompson | GSW | 69 | 546 | 116 | 1,509 | 21.9 | 25 | L. Dončić | DAL | 66 | 54 | 515 | 569 | 8.6 | 25 | P. Siakam | TOR | 71 | 415 | 5.8 | | |
| 26 | D. Garland | CLE | 69 | 522 | 277 | 1,490 | 21.6 | 26 | K. Porzingis | WAS | 65 | 114 | 432 | 546 | 8.4 | 26 | K. Porter Jr. | HOU | 59 | 338 | 5.7 | | |
| 27 | Bojan Bogdanovic | DET | 59 | 430 | 268 | 1,273 | 21.6 | 27 | W. Kessler | UTA | 74 | 231 | 389 | 620 | 8.4 | 27 | C. McCollum | NOP | 75 | 429 | 5.7 | | |
| 28 | D. Bane | MEM | 58 | 450 | 181 | 1,247 | 21.5 | 28 | J. Giddey | OKC | 76 | 148 | 451 | 599 | 7.9 | 28 | G. Antetokounmpo | MIL | 63 | 399 | 5.7 | | |
| 29 | K. Kuzma | WAS | 64 | 512 | 173 | 1,357 | 21.2 | 29 | P. Siakam | TOR | 71 | 131 | 425 | 556 | 7.8 | 29 | M. Fultz | CHI | 60 | 341 | 5.7 | | |
| 30 | T. Rozier | CHA | 63 | 493 | 178 | 1,329 | 21.1 | 30 | J. Hart | POR, NYK | 76 | 142 | 451 | 593 | 7.8 | 30 | K. Irving | BKN, DAL | 60 | 331 | 5.5 | | |
| 31 | A. Simons | POR | 62 | 467 | 160 | 1,306 | 21.1 | 31 | M. Turner | IND | 62 | 88 | 378 | 466 | 7.5 | 31 | S. Gilgeous-Alexander | OKC | 68 | 371 | 5.5 | | |
| 32 | J. Harden | PHI | 58 | 371 | 313 | 1,216 | 21.0 | 32 | J. Vanderbilt | UTA, LAL | 78 | 170 | 412 | 582 | 7.5 | 32 | J. Butler | MIA | 64 | 340 | 5.3 | | |
| 33 | C. McCollum | NOP | 75 | 587 | 183 | 1,568 | 20.9 | 33 | C. Wood | DAL | 67 | 87 | 404 | 491 | 7.3 | 33 | T. McConnell | IND | 75 | 397 | 5.3 | | |
| 34 | J. Clarkson | UTA | 61 | 458 | 200 | 1,271 | 20.8 | 34 | K. Kuzma | WAS | 64 | 55 | 408 | 463 | 7.2 | 34 | M. Morris | WAS | 62 | 326 | 5.3 | | |
| 35 | J. Grant | POR | 63 | 434 | 278 | 1,290 | 20.5 | 35 | J. Smith Jr. | HOU | 79 | 122 | 447 | 569 | 7.2 | 35 | J. Ivey | DET | 74 | 387 | 5.2 | | |
| 36 | D. Murray | ATL | 74 | 612 | 158 | 1,515 | 20.5 | 36 | O. Okongwu | ATL | 80 | 217 | 359 | 576 | 7.2 | 36 | Tyus Jones | MEM | 80 | 417 | 5.2 | | |
| 37 | J. Poole | GSW | 82 | 550 | 361 | 1,675 | 20.4 | 37 | D. Green | GSW | 73 | 66 | 459 | 525 | 7.2 | 37 | D. DeRozan | CHI | 74 | 377 | 5.1 | | |
| 38 | B. Adebayo | MIA | 75 | 602 | 324 | 1,529 | 20.4 | 38 | P. Banerjee | ORL | 72 | 84 | 413 | 497 | 6.9 | 38 | T. Rozier | CHA | 63 | 319 | 5.1 | | |
| 39 | T. Maxey | PHI | 60 | 439 | 180 | 1,218 | 20.3 | 39 | J. Brown | BOS | 67 | 78 | 381 | 459 | 6.9 | 39 | K. Anderson | MIN | 69 | 335 | 4.9 | | |
| 40 | M. Bridges | PHX, BKN | 83 | 593 | 316 | 1,671 | 20.1 | 40 | J. Jackson Jr. | MEM | 63 | 108 | 318 | 426 | 6.8 | 40 | S. Barnes | TOR | 77 | 371 | 4.8 | | |

| FIELD GOAL PCT. | | | | | | | 3-PT FG PCT. | | | | | | | FREE THROW PCT. | | | | | | |
|-----------------|-----------------------|----------|----|-----|------|--------|--------------|------------------|----------|----|-----|-----|--------|-----------------|-----------------------|----------|--------|-----|-----|--------|
| | | TEAM | G | FG | FGA | PCT | | | TEAM | G | 3FG | 3GA | PCT | | | TEAM | G | FT | FTA | PCT |
| 1 | N. Claxton | BKN | 76 | 414 | 587 | 70.528 | 1 | L. Kennard | LAC, MEM | 59 | 133 | 269 | 49.442 | 1 | T. Herro | MIA | 67 | 170 | 182 | 93.407 |
| 2 | M. Plumlee | CHA, LAC | 79 | 329 | 484 | 67.975 | 2 | A. Horford | BOS | 63 | 145 | 325 | 44.615 | 2 | K. Durant | BKN, PHX | 47 | 307 | 334 | 91.916 |
| 3 | R. Gobert | MIN | 70 | 360 | 546 | 65.934 | 3 | D. Lee | PHX | 74 | 110 | 247 | 44.534 | 3 | Stephen Curry | GSW | 56 | 257 | 281 | 91.459 |
| 4 | C. Capela | ATL | 65 | 350 | 536 | 65.299 | 4 | M. Brogdon | BOS | 67 | 132 | 297 | 44.444 | 4 | D. Lillard | POR | 58 | 510 | 558 | 91.398 |
| 5 | J. Allen | CLE | 68 | 403 | 626 | 64.377 | 5 | T. Maxey | PHI | 60 | 160 | 369 | 43.360 | 5 | S. Gilgeous-Alexander | OKC | 68 | 669 | 739 | 90.528 |
| 6 | O. Okongwu | ATL | 80 | 317 | 497 | 63.783 | 6 | G. Harris | ORL | 48 | 94 | 218 | 43.119 | 6 | T. Murphy III | NOP | 79 | 172 | 190 | 90.526 |
| 7 | I. Zubac | LAC | 76 | 326 | 514 | 63.424 | 7 | Stephen Curry | GSW | 56 | 273 | 639 | 42.723 | 7 | K. Irving | BKN, DAL | 60 | 247 | 273 | 90.476 |
| 8 | N. Jokic | DEN | 69 | 646 | 1022 | 63.209 | 8 | J. Harris | BKN | 74 | 142 | 333 | 42.643 | 8 | F. VanVleet | TOR | 69 | 254 | 283 | 89.753 |
| 9 | J. Poeltl | SAS, TOR | 72 | 389 | 618 | 62.945 | 9 | B. Hield | IND | 80 | 288 | 677 | 42.541 | 9 | M. Bridges | PHX, BKN | 83 | 316 | 353 | 89.518 |
| 10 | D. Sabonis | SAC | 79 | 577 | 938 | 61.514 | 10 | C. Kispert | WAS | 74 | 163 | 384 | 42.448 | 10 | C. Anthony | ORL | 60 | 152 | 170 | 89.412 |
| 11 | D. Ayton | PHX | 67 | 522 | 887 | 58.850 | 11 | K. Caldwell-Pope | DEN | 76 | 135 | 319 | 42.320 | 11 | A. Simons | POR | 62 | 160 | 179 | 89.385 |
| 12 | K. Martin | HOU | 82 | 410 | 720 | 56.944 | 12 | J. Carter | MIL | 81 | 142 | 337 | 42.136 | 12 | M. Monk | SAC | 77 | 184 | 207 | 88.889 |
| 13 | A. Gordon | DEN | 68 | 429 | 761 | 56.373 | 13 | S. Hauser | BOS | 80 | 140 | 335 | 41.791 | 13 | T. Young | ATL | 73 | 566 | 639 | 88.576 |
| 14 | A. Davis | LAL | 56 | 542 | 962 | 56.341 | 14 | J. Brunson | NYK | 68 | 134 | 322 | 41.615 | 14 | Bojan Bogdanovic | DET | 59 | 288 | 303 | 88.449 |
| 15 | K. Durant | BKN, PHX | 47 | 483 | 822 | 58.032 | 15 | C. Leonard | LAC | 74 | 104 | 250 | 41.600 | 15 | D. Sanders | IND | 58 | 181 | 205 | 88.293 |
| 16 | E. Mobley | CLE | 79 | 525 | 947 | 55.438 | 16 | P. Williams | CHI | 82 | 115 | 277 | 41.516 | 16 | B. Ingram | NOP | 45 | 240 | 272 | 88.235 |
| 17 | G. Antetokounmpo | MIL | 63 | 707 | 1278 | 55.321 | 17 | A. Burks | DET | 51 | 99 | 239 | 41.423 | 17 | D. White | BOS | 82 | 168 | 192 | 87.500 |
| 18 | A. Sengun | HOU | 75 | 442 | 799 | 55.319 | 18 | M. Porter Jr. | DEN | 62 | 188 | 454 | 41.410 | 18 | L. Markkanen | UTA | 66 | 349 | 399 | 87.469 |
| 19 | M. Turner | IND | 62 | 402 | 733 | 54.843 | 19 | D. McDermott | SAS | 64 | 123 | 298 | 41.275 | 19 | D. DeRozan | CHI | 74 | 456 | 523 | 87.189 |
| 20 | J. Embiid | PHI | 66 | 728 | 1328 | 54.819 | 20 | K. Thompson | GSW | 69 | 301 | 731 | 41.176 | 20 | K. Leonard | LAC | 52 | 243 | 279 | 87.097 |
| 21 | J. Valanciunas | NOP | 79 | 446 | 816 | 54.657 | 21 | K. Murray | SAC | 80 | 206 | 501 | 41.118 | 21 | P. George | LAC | 56 | 256 | 294 | 87.075 |
| 22 | B. Adebayo | MIA | 75 | 802 | 1114 | 71.999 | 22 | Bojan Bogdanovic | DET | 59 | 145 | 353 | 41.078 | 22 | T. Haliburton | IND | 56 | 175 | 201 | 87.065 |
| 23 | D. Butler | ORL | 64 | 479 | 885 | 53.941 | 23 | D. Garland | CLE | 49 | 169 | 415 | 40.723 | 23 | 361 | 415 | 86.958 | | | |
| 24 | N. Reid | MIN | 68 | 310 | 573 | 53.726 | 24 | J. Ingles | MIL | 46 | 83 | 203 | 40.887 | 24 | M. Brogdon | BOS | 67 | 160 | 184 | 86.957 |
| 25 | B. Lopez | MIL | 78 | 477 | 899 | 53.059 | 25 | J. Ioe | OKC | 73 | 161 | 394 | 40.863 | 25 | C. Thomas | BKN | 57 | 151 | 174 | 86.782 |
| 26 | W. Carter Jr. | ORL | 57 | 322 | 613 | 52.529 | 26 | D. Bane | MEM | 58 | 166 | 407 | 40.786 | 26 | J. Harden | PHI | 58 | 313 | 361 | 86.704 |
| 27 | J. Williams | OKC | 75 | 414 | 794 | 52.141 | 27 | J. Nwora | MIL, IND | 62 | 86 | 211 | 40.758 | 27 | D. Mitchell | CLE | 68 | 319 | 368 | 86.685 |
| 28 | N. Vucevic | CHI | 82 | 597 | 1148 | 52.003 | 28 | T. Murphy III | NOP | 79 | 202 | 497 | 40.644 | 28 | A. Reeves | LAL | 64 | 229 | 265 | 86.415 |
| 29 | J. McDaniels | MIN | 79 | 370 | 716 | 51.676 | 29 | Bojan Bogdanovic | DET | 54 | 146 | 360 | 40.555 | 29 | D. Garland | CLE | 69 | 277 | 321 | 86.293 |
| 30 | C. Wood | BAL | 67 | 396 | 785 | 50.446 | 30 | Sellinger | WAS | 61 | 94 | 222 | 42.341 | 30 | DET, ATL | PHI | 77 | 205 | 239 | 86.147 |
| 31 | M. Fultz | ORL | 60 | 349 | 679 | 51.399 | 31 | K. Durant | BKN, PHX | 47 | 83 | 230 | 40.435 | 31 | T. JONES | SAS | 67 | 148 | 172 | 86.047 |
| 32 | D. Fox | SAC | 73 | 682 | 1331 | 51.240 | 32 | C. Johnson | PHX, BKN | 42 | 103 | 255 | 40.392 | 32 | J. Holiday | MIL | 67 | 152 | 177 | 85.876 |
| 33 | K. Leonard | LAC | 52 | 446 | 871 | 51.206 | 33 | K. Huertel | PHI | 75 | 205 | 510 | 40.196 | 33 | J. Embiid | PHI | 66 | 661 | 771 | 85.733 |
| 34 | S. Gilgeous-Alexander | OKC | 68 | 704 | 1381 | 50.978 | 34 | J. Grant | POR | 63 | 144 | 359 | 40.111 | 34 | D. Schroder | LAL | 66 | 216 | 252 | 85.714 |
| 35 | J. Collins | ATL | 71 | 359 | 707 | 50.778 | 35 | G. Niang | POR | 78 | 154 | 384 | 40.104 | 35 | D. Booker | PHX | 53 | 306 | 358 | 85.475 |
| 36 | J. Jackson Jr. | MEM | 63 | 416 | 822 | 50.608 | 36 | T. Haliburton | IND | 56 | 161 | 402 | 40.050 | 36 | J. Tatum | BOS | 74 | 531 | 622 | 85.340 |
| 37 | B. Beal | WAS | 50 | 444 | 878 | 50.569 | 37 | G. Allen | DEN | 72 | 146 | 366 | 39.891 | 37 | M. K. Olynyk | UTA | 68 | 198 | 232 | 85.375 |
| 38 | D. DeRozan | CHI | 74 | 657 | 1303 | 50.422 | 38 | J. Murray | IND | 65 | 172 | 389 | 39.339 | 38 | K. Porzingis | MIA | 65 | 354 | 416 | 85.096 |
| 39 | T. Harris | PHI | 74 | 423 | 845 | 50.059 | 39 | A. Reeves | MIL | 64 | 86 | 216 | 39.815 | 39 | J. Butler | MIA | 64 | 472 | 555 | 85.045 |
| 40 | L. James | LAL | 55 | 609 | 1219 | 49.959 | 40 | J. McDaniels | MIN | 79 | 107 | 269 | 39.777 | 40 | Z. LaVine | CHI | 77 | 363 | 428 | 84.813 |



| POINTS PER GAME | | | | | | | REBOUNDS PER GAME | | | | | | | ASSISTS PER GAME | | | | | | | | |
|-----------------|-------------------|-----|----|-----|-----|-------|-------------------|------|-------------------|-----|-----|-----|-----|------------------|------|-----------|-------------------|-------------|-----|-----|-----|-----|
| | TEAM | G | FG | FT | PTS | AVG | | TEAM | G | OFF | DEF | TOT | AVG | | TEAM | G | AST | AVG | | | | |
| 1 | P. Bancho | ORL | 72 | 479 | 394 | 1,437 | 20.0 | 1 | J. Duren | DET | 67 | 229 | 366 | 595 | 8.9 | 1 | J. Ivey | DET | 74 | 387 | 5.2 | |
| 2 | B. Mathurin | IND | 78 | 413 | 376 | 1,302 | 16.7 | 2 | W. Kessler | UTA | 74 | 231 | 389 | 620 | 8.4 | 2 | A. Nemhard | IND | 75 | 341 | 4.5 | |
| 3 | J. Ivey | DET | 74 | 409 | 266 | 1,204 | 16.3 | 3 | J. Smith Jr. | HOU | 79 | 122 | 447 | 569 | 7.2 | 3 | P. Bancho | ORL | 72 | 269 | 3.7 | |
| 4 | Jalen Williams | OKC | 75 | 414 | 155 | 1,056 | 14.1 | 4 | M. Williams | CHA | 43 | 93 | 211 | 304 | 7.1 | 4 | Jalen Williams | OKC | 75 | 248 | 3.3 | |
| 5 | J. Smith Jr. | HOU | 79 | 364 | 162 | 1,010 | 12.8 | 5 | P. Bancho | ORL | 72 | 84 | 413 | 497 | 6.9 | 5 | B. Wesley | SAS | 37 | 98 | 2.6 | |
| 6 | K. Murray | SAC | 80 | 354 | 82 | 976 | 12.2 | 6 | HOU | 82 | 195 | 301 | 496 | 6.0 | 6 | J. Sochan | SAS | 56 | 72 | 2.5 | | |
| 7 | J. Sochan | SAS | 56 | 250 | 81 | 614 | 11.0 | 7 | J. Sochan | SAS | 56 | 95 | 200 | 295 | 5.3 | 7 | D. Daniels | NOP | 59 | 134 | 2.3 | |
| 8 | M. Branham | SAS | 66 | 269 | 58 | 673 | 10.2 | 8 | Jaylin Williams | OKC | 49 | 44 | 197 | 241 | 4.9 | 8 | M. Branham | SAS | 66 | 127 | 1.9 | |
| 9 | S. Sharpe | POR | 80 | 306 | 75 | 789 | 9.9 | 9 | K. Murray | SAC | 80 | 89 | 282 | 371 | 4.6 | 9 | K. Chandler | MEM | 36 | 58 | 1.6 | |
| 10 | A. Nemhard | IND | 75 | 284 | 49 | 709 | 9.5 | 10 | Jalen Williams | OKC | 75 | 84 | 253 | 337 | 4.5 | 10 | Jaylin Williams | OKC | 49 | 76 | 1.6 | |
| 11 | T. Eason | HOU | 82 | 296 | 109 | 760 | 9.3 | 11 | B. Mathurin | IND | 78 | 87 | 231 | 318 | 4.1 | 11 | T. Washington Jr. | HOU | 31 | 47 | 1.5 | |
| 12 | W. Kessler | UTA | 74 | 298 | 82 | 679 | 9.2 | 12 | O. Robinson | CHI | 31 | 128 | 48 | 78 | 116 | 4.1 | 12 | B. Mathurin | IND | 78 | 116 | 1.5 |
| 13 | J. Duren | DET | 67 | 258 | 96 | 612 | 9.1 | 13 | J. Hardy | DET | 74 | 73 | 215 | 288 | 3.9 | 13 | J. Hardy | DAL | 48 | 65 | 1.4 | |
| 14 | M. Williams | CHA | 43 | 160 | 67 | 387 | 9.0 | 14 | D. Daniels | NOP | 59 | 36 | 152 | 188 | 3.2 | 14 | J. Smith Jr. | HOU | 79 | 101 | 1.3 | |
| 15 | A. Griffin | ATL | 72 | 248 | 42 | 639 | 8.9 | 15 | S. Sharpe | POR | 80 | 63 | 173 | 236 | 3.0 | 15 | K. Murray | SAC | 80 | 98 | 1.2 | |
| 16 | J. Hardy | DAL | 48 | 146 | 65 | 420 | 8.8 | 16 | C. Koloko | TOR | 58 | 84 | 87 | 171 | 2.9 | 16 | O. Dieng | OKC | 39 | 46 | 1.2 | |
| 17 | O. Agbaji | UTA | 59 | 165 | 56 | 467 | 7.9 | 17 | D. Roddy | MEM | 70 | 50 | 143 | 193 | 2.8 | 17 | S. Sharpe | POR | 80 | 94 | 1.2 | |
| 18 | D. Roddy | MEM | 70 | 180 | 41 | 466 | 6.7 | 18 | M. Branham | SAS | 66 | 28 | 153 | 181 | 2.7 | 18 | B. McGowens | CHA | 46 | 84 | 1.2 | |
| 19 | S. Fontecchio | UTA | 52 | 115 | 35 | 328 | 6.3 | 19 | O. Dieng | OKC | 39 | 19 | 86 | 105 | 2.7 | 19 | O. Agbaji | UTA | 59 | 67 | 1.1 | |
| 20 | Jaylin Williams | OKC | 49 | 102 | 38 | 288 | 5.9 | 20 | A. Nemhard | IND | 75 | 35 | 164 | 199 | 2.7 | 20 | J. Duren | DET | 67 | 75 | 1.1 | |
| 21 | B. McGowens | CHA | 46 | 80 | 60 | 246 | 5.3 | 21 | C. Braun | DEN | 76 | 48 | 133 | 181 | 2.4 | 21 | T. Eason | HOU | 82 | 88 | 1.1 | |
| 22 | M. Beauchamp | MIL | 52 | 96 | 27 | 266 | 5.1 | 22 | J. Walker | POR | 56 | 48 | 83 | 131 | 2.3 | 22 | A. Griffin | ATL | 72 | 73 | 1.0 | |
| 23 | B. Wesley | SAS | 37 | 69 | 26 | 184 | 5.0 | 23 | B. Wesley | SAS | 37 | 12 | 70 | 82 | 2.2 | 23 | W. Kessler | UTA | 74 | 69 | 0.9 | |
| 24 | O. Dieng | OKC | 39 | 76 | 15 | 193 | 4.9 | 24 | M. Beauchamp | MIL | 52 | 38 | 77 | 115 | 2.2 | 24 | D. Roddy | MEM | 70 | 59 | 0.8 | |
| 25 | C. Braun | DEN | 76 | 143 | 40 | 360 | 4.7 | 25 | A. Griffin | ATL | 72 | 37 | 116 | 153 | 2.1 | 25 | S. Fontecchio | UTA | 52 | 42 | 0.8 | |
| 26 | T. Washington Jr. | HOU | 31 | 58 | 10 | 145 | 4.7 | 26 | K. Harris | ORL | 34 | 28 | 42 | 70 | 2.1 | 26 | O. Robinson | MIA | 31 | 25 | 0.8 | |
| 27 | A. Green | MIL | 35 | 53 | 4 | 154 | 4.4 | 27 | O. Agbaji | UTA | 59 | 43 | 78 | 121 | 2.1 | 27 | C. Braun | DEN | 76 | 59 | 0.8 | |
| 28 | K. Harris | ORL | 34 | 47 | 31 | 141 | 4.1 | 28 | B. McGowens | CHA | 46 | 20 | 73 | 93 | 2.0 | 28 | M. Beauchamp | MIL | 52 | 35 | 0.7 | |
| 29 | P. Baldwin Jr. | GSW | 31 | 43 | 4 | 122 | 3.9 | 29 | C. Houston | ORL | 51 | 34 | 65 | 99 | 1.9 | 29 | A. Green | MIL | 52 | 22 | 0.6 | |
| 30 | J. Walker | POR | 56 | 83 | 34 | 216 | 3.9 | 30 | J. Hardy | DAL | 48 | 11 | 78 | 89 | 1.9 | 30 | W. Moore Jr. | MIN | 29 | 18 | 0.6 | |
| 31 | D. Daniels | NOP | 59 | 87 | 26 | 227 | 3.8 | 31 | M. Christie | LAL | 41 | 7 | 68 | 75 | 1.8 | 31 | J. Walker | ORL | 56 | 34 | 0.6 | |
| 32 | C. Houston | ORL | 51 | 66 | 15 | 193 | 3.8 | 32 | J. LaRavia | MEM | 35 | 19 | 44 | 63 | 1.8 | 32 | J. LaRavia | MEM | 35 | 21 | 0.6 | |
| 33 | O. Robinson | MIA | 31 | 47 | 22 | 116 | 3.7 | 33 | S. Fontecchio | UTA | 52 | 31 | 55 | 86 | 1.7 | 33 | C. Houston | ORL | 51 | 30 | 0.6 | |
| 34 | C. Koloko | TOR | 58 | 72 | 37 | 182 | 3.1 | 34 | T. Washington Jr. | HOU | 31 | 2 | 43 | 45 | 1.5 | 34 | D. Terry | CHI | 38 | 22 | 0.6 | |
| 35 | M. Christie | LAL | 41 | 44 | 14 | 128 | 3.1 | 35 | P. Baldwin Jr. | GSW | 31 | 1 | 39 | 40 | 1.3 | 35 | C. Koloko | TOR | 58 | 31 | 0.5 | |
| 36 | J. LaRavia | MEM | 35 | 37 | 7 | 105 | 3.0 | 36 | A. Green | MIL | 35 | 6 | 39 | 45 | 1.3 | 36 | M. Christie | LAL | 41 | 21 | 0.5 | |
| 37 | D. Terry | CHI | 38 | 32 | 14 | 85 | 2.2 | 37 | K. Chandler | MEM | 36 | 9 | 29 | 38 | 1.1 | 37 | K. Harris | ORL | 34 | 17 | 0.5 | |
| 38 | K. Chandler | MEM | 36 | 35 | 6 | 78 | 2.2 | 38 | D. Terry | CHI | 38 | 12 | 25 | 37 | 1.0 | 38 | M. Williams | CHA | 43 | 18 | 0.4 | |
| 39 | W. Moore Jr. | MIN | 29 | 18 | 4 | 42 | 1.4 | 39 | W. Moore Jr. | MIN | 29 | 4 | 14 | 18 | 0.6 | 39 | P. Baldwin Jr. | GSW | 31 | 11 | 0.4 | |

| FIELD GOAL PCT. | | | | | | 3-PT FG PCT. | | | | | | FREE THROW PCT. | | | | | | | | |
|-----------------|----------------|-----|----|-----|------|--------------|------|-----------------|-----|-----|-----|-----------------|--------|----|----------------|-----|-----|-----|-----|--------|
| | TEAM | G | FG | FGA | PCT | | TEAM | G | 3FG | 3GA | PCT | | TEAM | G | FT | FTA | PCT | | | |
| 1 | W. Kessler | UTA | 74 | 298 | 414 | 71.981 | 1 | A. Green | MIL | 35 | 44 | 105 | 41.905 | 1 | B. Mathurin | IND | 78 | 376 | 454 | 82.819 |
| 2 | J. Duren | DET | 67 | 258 | 398 | 64.824 | 2 | K. Murray | SAC | 80 | 206 | 501 | 41.118 | 2 | J. Hardy | DAL | 48 | 65 | 79 | 82.278 |
| 3 | M. Williams | CHA | 43 | 160 | 251 | 63.745 | 3 | Jaylin Williams | OKC | 49 | 46 | 113 | 40.708 | 3 | Jalen Williams | OKC | 75 | 155 | 191 | 81.152 |
| 4 | Jalen Williams | OKC | 75 | 414 | 794 | 52.141 | 4 | J. Hardy | DAL | 48 | 63 | 156 | 40.385 | 4 | J. Smith Jr. | HOU | 79 | 162 | 206 | 78.641 |
| 5 | S. Sharpe | POR | 80 | 306 | 648 | 47.222 | 5 | A. Griffin | ATL | 72 | 101 | 259 | 38.996 | 5 | K. Murray | SAC | 80 | 82 | 81 | 76.543 |
| 6 | A. Griffin | ATL | 72 | 248 | 533 | 46.529 | 6 | S. Sharpe | POR | 80 | 102 | 283 | 36.042 | 6 | T. Eason | HOU | 82 | 109 | 145 | 75.172 |
| 7 | J. Sochan | SAS | 56 | 250 | 552 | 45.290 | 7 | Jalen Williams | OKC | 75 | 73 | 205 | 35.610 | 7 | J. Ivey | DET | 74 | 266 | 356 | 74.719 |
| 8 | K. Murray | SAC | 80 | 354 | 782 | 45.269 | 8 | O. Agbaji | UTA | 59 | 81 | 228 | 35.526 | 8 | P. Bancho | ORL | 72 | 394 | 534 | 73.783 |
| 9 | T. Eason | HOU | 82 | 296 | 660 | 44.848 | 9 | A. Nemhard | IND | 75 | 92 | 263 | 34.981 | 9 | S. Sharpe | POR | 80 | 75 | 105 | 71.429 |
| 10 | A. Nemhard | IND | 75 | 284 | 644 | 44.099 | 10 | T. Eason | HOU | 82 | 59 | 172 | 34.302 | 10 | J. Sochan | SAS | 56 | 81 | 116 | 69.828 |
| 11 | M. Branham | SAS | 66 | 269 | 611 | 44.026 | 11 | J. Ivey | DET | 74 | 120 | 350 | 34.286 | 11 | M. Williams | CHA | 43 | 67 | 97 | 69.072 |
| 12 | B. Mathurin | IND | 78 | 413 | 951 | 43.428 | 12 | C. Houston | ORL | 51 | 46 | 136 | 33.824 | 12 | J. Duren | DET | 67 | 96 | 157 | 61.146 |
| 13 | D. Roddy | MEM | 70 | 180 | 420 | 42.857 | 13 | M. Beauchamp | MIL | 52 | 47 | 142 | 33.099 | 13 | W. Kessler | UTA | 74 | 82 | 159 | 51.572 |
| 14 | O. Agbaji | UTA | 59 | 165 | 386 | 42.746 | 14 | S. Fontecchio | UTA | 52 | 63 | 191 | 32.984 | -- | -- | -- | -- | -- | -- | |
| 15 | P. Bancho | ORL | 72 | 479 | 1122 | 42.692 | 15 | B. Mathurin | IND | 78 | 100 | 310 | 32.258 | -- | -- | -- | -- | -- | -- | |
| 16 | J. Ivey | DET | 74 | 409 | 983 | 41.607 | 16 | J. Smith Jr. | HOU | 79 | 120 | 391 | 30.691 | -- | -- | -- | -- | -- | -- | |
| 17 | J. Smith Jr. | HOU | 79 | 364 | 892 | 40.807 | 17 | D. Roddy | MEM | 70 | 65 | 212 | 30.660 | -- | -- | -- | -- | -- | -- | |
| -- | -- | -- | -- | -- | -- | -- | 18 | M. Branham | SAS | 66 | 77 | 255 | 30.196 | -- | -- | -- | -- | -- | -- | |
| -- | -- | -- | -- | -- | -- | -- | 19 | P. Bancho | ORL | 72 | 85 | 285 | 29.825 | -- | -- | -- | -- | -- | -- | |

| STEALS PER GAME | | | | | BLOCKS PER GAME | | | | | MINUTES PER GAME | | | | | | | |
|-----------------|-------------------|-----|-----|-----|-----------------|------|-------------------|-----|-----|------------------|------|----|-------------------|-----|----|-------|------|
| | TEAM | G | STL | AVG | | TEAM | G | BLK | AVG | | TEAM | G | MIN | AVG | | | |
| 1 | Jalen Williams | OKC | 75 | 103 | 1.37 | 1 | W. Kessler | UTA | 74 | 173 | 2.34 | 1 | P. Bancho | ORL | 72 | 2,430 | 33.7 |
| 2 | T. Eason | HOU | 82 | 96 | 1.17 | 2 | M. Williams | CHA | 43 | 45 | 1.05 | 2 | J. Ivey | DET | 74 | 2,304 | 31.1 |
| 3 | A. Nemhard | IND | 75 | 70 | 0.93 | 3 | C. Koloko | TOR | 58 | 57 | 0.98 | 3 | J. Smith Jr. | HOU | 79 | 2,451 | 31.0 |
| 4 | P. Bancho | ORL | 72 | 60 | 0.83 | 4 | J. Smith Jr. | HOU | 79 | 74 | 0.94 | 4 | Jalen Williams | OKC | 75 | 2,276 | 30.3 |
| 5 | J. Ivey | DET | 74 | 61 | 0.82 | 5 | J. Duren | DET | 67 | 59 | 0.88 | 5 | K. Murray | SAC | 80 | 2,382 | 29.8 |
| 6 | J. Sochan | SAS | 56 | 43 | 0.77 | 6 | T. Eason | HOU | 82 | 47 | 0.57 | 6 | B. Mathurin | IND | 78 | 2,222 | 28.5 |
| 7 | K. Murray | SAC | 80 | 61 | 0.76 | 7 | P. Bancho | ORL | 72 | 39 | 0.54 | 7 | A. Nemhard | IND | 75 | 2,074 | 27.6 |
| 8 | D. Daniels | NOP | 59 | 43 | 0.73 | 8 | K. Murray | SAC | 80 | 42 | 0.53 | 8 | J. Sochan | SAS | 56 | 1,458 | 26.0 |
| 9 | B. Wesley | SAS | 37 | 25 | 0.68 | 9 | Jalen Williams | OKC | 75 | 35 | 0.47 | 9 | J. Duren | DET | 67 | 1,670 | 24.9 |
| 10 | J. Duren | DET | 67 | 44 | 0.66 | 10 | J. Sochan | SAS | 56 | 23 | 0.41 | 10 | M. Branham | SAS | 66 | 1,550 | 23.5 |
| 11 | M. Williams | CHA | 43 | 28 | 0.65 | 11 | O. Robinson | MIA | 31 | 12 | 0.39 | 11 | W. Kessler | UTA | 74 | 1,703 | 23.0 |
| 12 | B. Mathurin | IND | 78 | 48 | 0.62 | 12 | S. Sharpe | POR | 80 | 24 | 0.30 | 12 | S. Sharpe | POR | 80 | 1,779 | 22.2 |
| 13 | A. Griffin | ATL | 72 | 42 | 0.58 | 13 | D. Roddy | MEM | 70 | 19 | 0.27 | 13 | T. Eason | HOU | 82 | 1,767 | 21.6 |
| 14 | Jaylin Williams | OKC | 49 | 28 | 0.57 | 14 | O. Agbaji | UTA | 59 | 15 | 0.25 | 14 | O. Agbaji | UTA | 59 | 1,209 | 20.5 |
| 15 | J. Smith Jr. | HOU | 79 | 43 | 0.54 | 15 | Jaylin Williams | OKC | 49 | 12 | 0.24 | 15 | A. Griffin | ATL | 72 | 1,401 | 19.5 |
| 16 | C. Braun | DEN | 76 | 41 | 0.54 | 16 | J. Walker | POR | 56 | 13 | 0.23 | 16 | M. Williams | CHA | 43 | 828 | 19.3 |
| 17 | M. Branham | SAS | 66 | 33 | 0.50 | 17 | J. Ivey | DET | 74 | 17 | 0.23 | 17 | Jaylin Williams | OKC | 49 | 914 | 18.7 |
| 18 | K. Harris | ORL | 34 | 17 | 0.50 | 18 | C. Braun | DEN | 76 | 17 | 0.22 | 18 | B. Wesley | SAS | 37 | 669 | 18.1 |
| 19 | T. Washington Jr. | HOU | 31 | 15 | 0.48 | 19 | D. Daniels | NOP | 59 | 11 | 0.19 | 19 | D. Roddy | MEM | 70 | 1,258 | 18.0 |
| 20 | S. Sharpe | POR | 80 | 38 | 0.48 | 20 | O. Dieng | OKC | 39 | 7 | 0.18 | 20 | D. Daniels | NOP | 59 | 1,042 | 17.7 |
| 21 | D. Roddy | MEM | 70 | 29 | 0.41 | 21 | A. Nemhard | IND | 75 | 13 | 0.17 | 21 | B. McGowens | CHA | 46 | 787 | 17.1 |
| 22 | M. Beauchamp | MIL | 52 | 21 | 0.40 | 22 | W. Moore Jr. | MIN | 29 | 5 | 0.17 | 22 | C. Houston | ORL | 51 | 812 | 15.9 |
| 23 | O. Robinson | MIA | 31 | 12 | 0.39 | 23 | M. Christie | LAL | 41 | 7 | 0.17 | 23 | C. Braun | DEN | 76 | 1,181 | 15.5 |
| 24 | C. Koloko | TOR | 58 | 21 | 0.36 | 24 | B. Mathurin | IND | 78 | 13 | 0.17 | 24 | J. Hardy | DAL | 48 | 708 | 14.8 |
| 25 | O. Dieng | OKC | 39 | 14 | 0.36 | 25 | A. Griffin | ATL | 72 | 12 | 0.17 | 25 | S. Fontecchio | UTA | 52 | 766 | 14.7 |
| 26 | J. Hardy | DAL | 48 | 17 | 0.35 | 26 | S. Fontecchio | UTA | 52 | 8 | 0.15 | 26 | O. Dieng | OKC | 39 | 569 | 14.6 |
| 27 | W. Kessler | UTA | 74 | 26 | 0.35 | 27 | K. Harris | ORL | 34 | 5 | 0.15 | 27 | T. Washington Jr. | HOU | 31 | 433 | 14.0 |
| 28 | J. LaRavia | MEM | 35 | 12 | 0.34 | 28 | J. Hardy | DAL | 48 | 7 | 0.15 | 28 | C. Koloko | TOR | 58 | 802 | 13.8 |
| 29 | K. Chandler | MEM | 36 | 12 | 0.33 | 29 | K. Chandler | MEM | 36 | 5 | 0.14 | 29 | O. Robinson | MIA | 31 | 425 | 13.7 |
| 30 | B. McGowens | CHA | 46 | 15 | 0.33 | 30 | C. Houston | ORL | 51 | 7 | 0.14 | 30 | M. Beauchamp | MIL | 52 | 701 | 13.5 |
| 31 | D. Terry | CHI | 38 | 19 | 0.50 | 31 | B. Wesley | SAS | 37 | 5 | 0.13 | 31 | K. Harris | ORL | 34 | 457 | 13.4 |
| 32 | S. Fontecchio | UTA | 52 | 15 | 0.29 | 32 | M. Beauchamp | MIL | 52 | 7 | 0.13 | 32 | M. Christie | LAL | 41 | 512 | 12.5 |
| 33 | W. Moore Jr. | MIN | 29 | 8 | 0.28 | 33 | D. Terry | CHI | 38 | 5 | 0.13 | 33 | J. LaRavia | MEM | 35 | 414 | 11.8 |
| 34 | O. Agbaji | UTA | 59 | 16 | 0.27 | 34 | B. McGowens | CHA | 46 | 6 | 0.13 | 34 | J. Walker | POR | 56 | 619 | 11.1 |
| 35 | C. Houston | ORL | 51 | 12 | 0.24 | 35 | P. Baldwin Jr. | GSW | 31 | 4 | 0.13 | 35 | A. Green | MIL | 35 | 345 | 9.9 |
| 36 | M. Christie | LAL | 41 | 9 | 0.22 | 36 | J. LaRavia | MEM | 35 | 4 | 0.11 | 36 | K. Chandler | MEM | 36 | 281 | 7.8 |
| 37 | P. Baldwin Jr. | GSW | 37 | 19 | 0.51 | 37 | M. Branham | SAS | 67 | 11 | 0.17 | 37 | P. Baldwin Jr. | GSW | 31 | 226 | 7.3 |
| 38 | J. Walker | POR | 56 | 10 | 0.18 | 38 | T. Washington Jr. | HOU | 31 | 2 | 0.06 | 38 | D. Terry | CHI | 38 | 214 | 5.6 |
| 39 | A. Green | MIL | 35 | 6 | 0.17 | 39 | A. Green | MIL | 35 | 0 | 0.00 | 39 | W. Moore Jr. | MIN | 29 | 153 | 5.3 |



NATIONAL BASKETBALL ASSOCIATION

| | PPG | FGM/G | FG% | 3FGM/G | 3FG% | FT% | ORPG | DRPG | RPG | APG | SPG | TOV/G | BPG | PF/G |
|----------------------------|-----------|-----------|----------|-----------|-----------|-----------|-----------|-----------|-----------|-----------|-----------|----------|-----------|-----------|
| Atlanta Hawks | 3 | *1 | 9 | 26 | 21 | 3 | 9 | 12 | 10 | 18 | 18 T | 3 | 12 | 25 |
| Boston Celtics | 4 | 13 | 14 | 2 | 6 | 4 | 20 T | 3 | 7 | 7 | 27 T | 7 | 6 | 24 |
| Brooklyn Nets | 20 | 21 | 7 | 9 | 5 | 7 | 29 | 20 | 29 | 13 | 16 T | 14 | *1 | 6 |
| Charlotte Hornets | 27 | 22 | 29 | 27 | 29 | 27 | 12 | 10 | 9 | 17 | 9 | 17 | 8 | 14 |
| Chicago Bulls | 22 | 11 | 4 | 30 | 16 | 5 | 28 | 9 | 22 | 20 | 7 | 8 | 19 | 23 |
| Cleveland Cavaliers | 25 | 20 | 5 | 19 | 12 | 19 | 22 | 25 | 25 | 19 | 15 | 6 | 14 | 22 |
| Dallas Mavericks | 16 | 28 | 15 | 3 | 8 | 23 | 30 | 27 | 30 | 28 T | 29 | 2 | 28 | 8 |
| Denver Nuggets | 12 | 3 | *1 | 18 | 4 | 26 | 17 | 15 T | 19 | 2 | 11 | 20 | 20 | 27 |
| Detroit Pistons | 29 | 29 | 30 | 20 | 22 | 21 | 10 | 26 | 21 | 27 | 20 T | 25 | 27 | *1 |
| Golden State Warriors | 2 | 5 | 12 | *1 | 2 | 9 | 14 | 7 | 8 | *1 | 14 | 30 | 25 | 3 |
| Houston Rockets | 28 | 25 | 28 | 29 | 30 | 25 | *1 | 17 | 4 | 30 | 13 | 29 | 18 | 9 T |
| Indiana Pacers | 10 | 17 T | 22 | 6 | 11 | 13 | 16 | 24 | 24 | 6 | 10 | 23 | 2 | 4 |
| LA Clippers | 18 | 23 | 13 | 10 | 3 | 18 | 19 | 11 | 17 | 24 | 18 T | 18 | 21 | 21 |
| Los Angeles Lakers | 6 | 8 | 10 | 24 | 25 | 20 | 18 | 2 | 6 | 15 | 26 | 15 | 16 | 30 |
| Memphis Grizzlies | 9 | 2 | 16 | 16 | 23 | 30 | 4 | 4 | 2 | 9 | 3 | 12 | 3 | 16 T |
| Miami Heat | 30 | 30 | 26 | 17 | 27 | 2 | 20 T | 29 | 27 | 25 | 6 | 9 T | 30 | 28 |
| Milwaukee Bucks | 8 | 10 | 19 | 4 | 10 | 29 | 11 | *1 | *1 | 12 | 27 T | 22 | 11 | 29 |
| Minnesota Timberwolves | 13 | 9 | 3 | 14 | 13 | 24 | 26 | 18 | 23 | 8 | 5 | 27 | 4 | 2 |
| New Orleans Pelicans | 15 | 16 | 11 | 23 | 15 | 11 | 13 | 13 | 13 | 11 | 2 | 21 | 24 | 11 |
| New York Knicks | 11 | 17 T | 20 | 11 | 19 | 22 | 3 | 8 | 3 | 28 T | 25 | 4 | 23 | 13 |
| Oklahoma City Thunder | 5 | 6 T | 24 | 15 | 17 | 6 | 8 | 21 | 14 | 21 | 4 | 5 | 22 | 7 |
| Orlando Magic | 26 | 26 | 21 | 25 | 24 | 16 | 15 | 14 | 16 | 26 | 12 | 24 | 15 | 15 |
| Philadelphia 76ers | 14 | 24 | 6 | 12 | *1 | *1 | 27 | 22 | 26 | 16 | 8 | 13 | 13 | 12 |
| Phoenix Suns | 17 | 15 | 23 | 13 | 7 | 10 | 5 | 19 | 11 | 4 | 16 T | 11 | 5 | 5 |
| Portland Trail Blazers | 19 | 27 | 17 | 8 | 14 | 8 | 24 T | 28 | 28 | 22 | 24 | 19 | 17 | 16 T |
| Sacramento Kings | *1 | 4 | 2 | 5 | 9 | 12 | 23 | 15 T | 20 | 3 | 20 T | 9 T | 29 | 20 |
| San Antonio Spurs | 23 | 6 T | 25 | 22 | 26 | 28 | 7 | 23 | 12 | 5 | 22 | 26 | 26 | 19 |
| Toronto Raptors | 24 | 19 | 27 | 28 | 28 | 17 | 2 | 30 | 18 | 23 | *1 | *1 | 9 T | 18 |
| Utah Jazz | 7 | 12 | 18 | 7 | 20 | 14 | 6 | 6 | 5 | 10 | 30 | 28 | 7 | 9 T |
| Washington Wizards | 21 | 14 | 8 | 21 | 18 | 15 | 24 T | 5 | 15 | 14 | 23 | 16 | 9 T | 26 |

* = NBA leader | T = Tied for position





| | POINTS PER GAME | | FIELD GOAL PERCENTAGE | | TURNOVERS PER GAME | | REBOUND PERCENTAGE | | | BELOW 100 PTS. | | OVERTIME GAMES | | DECIDED 3 PTS. OR LESS | | DECIDED 10 PTS. OR MORE | |
|--------------------|-----------------|-------|-----------------------|------|--------------------|------|--------------------|-------------|------|----------------|------------|----------------|---|------------------------|----|-------------------------|----|
| | OWN | OPP | OWN | OPP | OWN | OPP | OFF | DEF | TOT. | OWN | OPP. | W | L | W | L | W | L |
| Atlanta | 118.4 | 118.1 | .483 | .486 | 12.9 | 14.2 | .251 | .758 | .749 | 2 | 4 | 4 | 2 | 10 | 7 | 19 | 15 |
| Boston | 117.9 | 111.4 | .475 | .463 | 13.4 | 12.7 | .221 | .785 | .797 | 7 | 16 | 4 | 7 | 5 | 8 | 31 | 11 |
| Brooklyn | 113.4 | 112.5 | .487 | .463 | 13.7 | 13.7 | .196 | .737 | .754 | 11 | 10 | 1 | 1 | 10 | 4 | 22 | 17 |
| Charlotte | 111.0 | 117.2 | .457 | .477 | 14.2 | 14.4 | .238 | .755 | .740 | 13 | 3 | 1 | 4 | 3 | 3 | 8 | 35 |
| Chicago | 113.1 | 111.8 | .490 | .468 | 13.4 | 15.0 | .201 | .778 | .791 | 11 | 12 | 3 | 4 | 4 | 7 | 24 | 19 |
| Cleveland | 112.3 | 106.9 | .488 | .468 | 13.3 | 15.7 | .236 | .763 | .763 | 8 | 24 | 7 | 0 | 5 | 8 | 33 | 11 |
| Dallas | 114.2 | 113.9 | .476 | .485 | 12.3 | 13.1 | .182 | .755 | .748 | 10 | 8 | 4 | 5 | 8 | 12 | 11 | 11 |
| Denver | 115.9 | 112.7 | .504 | .478 | 14.5 | 13.5 | .246 | .764 | .784 | 10 | 7 | 3 | 0 | 7 | 6 | 28 | 15 |
| Detroit | 110.3 | 118.5 | .454 | .489 | 15.1 | 13.5 | .249 | .740 | .717 | 14 | 4 | 3 | 1 | 2 | 8 | 6 | 37 |
| Golden State | 118.5 | 117.3 | .477 | .469 | 16.3 | 14.3 | .244 | .758 | .771 | 3 | 5 | 2 | 3 | 4 | 8 | 23 | 16 |
| Houston | 110.7 | 118.6 | .457 | .482 | 16.2 | 13.2 | .302 | .758 | .749 | 12 | 6 | 1 | 1 | 5 | 4 | 6 | 36 |
| Indiana | 116.3 | 119.5 | .469 | .485 | 14.9 | 15.1 | .234 | .722 | .723 | 6 | 4 | 1 | 2 | 8 | 7 | 9 | 25 |
| LA Clippers | 113.5 | 113.1 | .477 | .474 | 14.3 | 13.1 | .228 | .766 | .774 | 13 | 9 | 2 | 3 | 4 | 6 | 20 | 21 |
| LA Lakers | 117.0 | 116.6 | .482 | .468 | 14.1 | 12.6 | .228 | .762 | .789 | 3 | 2 | 3 | 4 | 8 | 5 | 18 | 19 |
| Memphis | 117.1 | 113.0 | .475 | .453 | 13.6 | 15.1 | .266 | .758 | .761 | 4 | 8 | 3 | 1 | 3 | 6 | 31 | 16 |
| Miami | 109.5 | 109.8 | .460 | .482 | 13.5 | 15.7 | .228 | .777 | .749 | 14 | 13 | 3 | 2 | 14 | 8 | 12 | 13 |
| Milwaukee | 116.9 | 113.3 | .473 | .456 | 14.6 | 11.8 | .250 | .778 | .808 | 7 | 12 | 3 | 2 | 6 | 1 | 30 | 15 |
| Minnesota | 115.8 | 115.9 | .491 | .471 | 15.3 | 15.4 | .216 | .743 | .757 | 5 | 4 | 1 | 4 | 6 | 7 | 15 | 16 |
| New Orleans | 114.4 | 112.5 | .481 | .472 | 14.6 | 15.0 | .247 | .774 | .775 | 7 | 10 | 3 | 4 | 4 | 6 | 25 | 20 |
| New York | 116.0 | 113.1 | .470 | .462 | 13.0 | 12.7 | .283 | .771 | .768 | 5 | 11 | 4 | 6 | 10 | 4 | 23 | 13 |
| Oklahoma City | 117.5 | 116.6 | .465 | .474 | 13.0 | 16.8 | .248 | .728 | .712 | 2 | 7 | 2 | 4 | 7 | 7 | 20 | 15 |
| Orlando | 111.4 | 114.0 | .470 | .476 | 15.1 | 14.7 | .238 | .777 | .776 | 10 | 8 | 2 | 2 | 5 | 6 | 16 | 24 |
| Philadelphia | 115.2 | 110.9 | .487 | .473 | 13.7 | 14.3 | .216 | .772 | .785 | 6 | 15 | 4 | 2 | 10 | 5 | 26 | 11 |
| Phoenix | 113.6 | 111.5 | .468 | .465 | 13.6 | 14.5 | .267 | .760 | .744 | 10 | 12 | 1 | 3 | 4 | 9 | 28 | 17 |
| Portland | 113.6 | 116.9 | .475 | .489 | 14.5 | 13.5 | .226 | .749 | .745 | 11 | 3 | 2 | 0 | 8 | 7 | 18 | 27 |
| Sacramento | 121.0 | 118.2 | .495 | .492 | 13.5 | 14.1 | .227 | .774 | .780 | 3 | 4 | 4 | 1 | 9 | 7 | 19 | 12 |
| San Antonio | 112.7 | 123.1 | .465 | .508 | 15.3 | 14.0 | .256 | .747 | .716 | 12 | 5 | 1 | 5 | 3 | 3 | 5 | 42 |
| Toronto | 112.9 | 111.4 | .459 | .491 | 11.7 | 16.7 | .278 | .767 | .711 | 8 | 9 | 2 | 3 | 4 | 10 | 23 | 16 |
| Utah | 117.1 | 117.9 | .473 | .473 | 15.4 | 12.6 | .269 | .752 | .762 | 5 | 0 | 4 | 1 | 10 | 8 | 13 | 15 |
| Washington | 113.2 | 114.4 | .485 | .473 | 14.1 | 12.3 | .226 | .761 | .789 | 8 | 5 | 1 | 2 | 7 | 6 | 19 | 21 |
| 2,446 GAMES | 114.7 | | .475 | | 14.1 | | .240 | .760 | | 240 | 240 | 79 | | 193 | | 581 | |





| TEAM | AST | TO | RATIO | TEAM | STEALS | TO | RATIO |
|----------------------------|-------------|-------------|-------------|----------------------------|------------|-------------|-------------|
| San Antonio Spurs | 2289 | 1009 | 2.27 | Memphis Grizzlies | 800 | 1023 | 0.78 |
| Phoenix Suns | 2244 | 1012 | 2.22 | Toronto Raptors | 738 | 955 | 0.77 |
| Charlotte Hornets | 2302 | 1042 | 2.21 | Phoenix Suns | 702 | 1012 | 0.69 |
| Atlanta Hawks | 2017 | 924 | 2.18 | Charlotte Hornets | 707 | 1042 | 0.68 |
| Memphis Grizzlies | 2131 | 1023 | 2.08 | Philadelphia 76ers | 633 | 963 | 0.66 |
| Philadelphia 76ers | 1945 | 963 | 2.02 | Minnesota Timberwolves | 721 | 1126 | 0.64 |
| Denver Nuggets | 2279 | 1135 | 2.01 | Atlanta Hawks | 587 | 924 | 0.64 |
| Dallas Mavericks | 1918 | 960 | 2.00 | New Orleans Pelicans | 680 | 1089 | 0.62 |
| Washington Wizards | 2052 | 1037 | 1.98 | San Antonio Spurs | 626 | 1009 | 0.62 |
| Chicago Bulls | 1958 | 994 | 1.97 | Golden State Warriors | 719 | 1174 | 0.61 |
| Brooklyn Nets | 2071 | 1086 | 1.91 | Milwaukee Bucks | 623 | 1045 | 0.60 |
| Boston Celtics | 2036 | 1070 | 1.90 | Chicago Bulls | 585 | 994 | 0.59 |
| Cleveland Cavaliers | 2064 | 1088 | 1.90 | Portland Trail Blazers | 657 | 1122 | 0.59 |
| Toronto Raptors | 1809 | 955 | 1.89 | Dallas Mavericks | 552 | 960 | 0.58 |
| Golden State Warriors | 2223 | 1174 | 1.89 | Detroit Pistons | 630 | 1098 | 0.57 |
| New Orleans Pelicans | 2047 | 1089 | 1.88 | Oklahoma City Thunder | 622 | 1090 | 0.57 |
| Milwaukee Bucks | 1960 | 1045 | 1.88 | LA Clippers | 608 | 1068 | 0.57 |
| Minnesota Timberwolves | 2106 | 1126 | 1.87 | New York Knicks | 570 | 1017 | 0.56 |
| Indiana Pacers | 2081 | 1117 | 1.86 | Boston Celtics | 591 | 1070 | 0.55 |
| Miami Heat | 2090 | 1129 | 1.85 | Los Angeles Lakers | 626 | 1139 | 0.55 |
| LA Clippers | 1969 | 1068 | 1.84 | Utah Jazz | 588 | 1079 | 0.54 |
| New York Knicks | 1793 | 1017 | 1.76 | Miami Heat | 606 | 1129 | 0.54 |
| Detroit Pistons | 1924 | 1098 | 1.75 | Brooklyn Nets | 582 | 1086 | 0.54 |
| Sacramento Kings | 1943 | 1110 | 1.75 | Cleveland Cavaliers | 580 | 1088 | 0.53 |
| Los Angeles Lakers | 1968 | 1139 | 1.73 | Sacramento Kings | 588 | 1110 | 0.53 |
| Orlando Magic | 1947 | 1132 | 1.72 | Denver Nuggets | 592 | 1135 | 0.52 |
| Utah Jazz | 1836 | 1079 | 1.70 | Indiana Pacers | 582 | 1117 | 0.52 |
| Portland Trail Blazers | 1880 | 1122 | 1.68 | Washington Wizards | 522 | 1037 | 0.50 |
| Oklahoma City Thunder | 1822 | 1090 | 1.67 | Orlando Magic | 555 | 1132 | 0.49 |
| Houston Rockets | 1932 | 1284 | 1.50 | Houston Rockets | 600 | 1284 | 0.47 |





PLAYERS

| | | |
|-----------------------|-------|--|
| Points | 71 | Damian Lillard, POR vs. HOU 02/26/2023 |
| Points in a Quarter | 71 | Donovan Mitchell, CLE vs. CHI 01/02/2023 |
| Points in a Half | 28 | Ja Morant, MEM (3rd) vs. LAL 02/28/2023 |
| Field Goals | 55 | Donovan Mitchell, CLE (2nd) vs. CHI 01/02/2023 |
| | 22 | Damian Lillard, POR vs. HOU 02/26/2023 |
| | 22 | Donovan Mitchell, CLE vs. CHI 01/02/2023 |
| | 22 | Anthony Davis, LAL at WAS 12/04/2022 |
| Field Goal Attempts | 39 | Giannis Antetokounmpo, MIL vs. LAC 02/02/2023 |
| | 39 | Klay Thompson, GSW vs. ATL 01/02/2023 |
| | 39 | Giannis Antetokounmpo, MIL at CHI 12/28/2022 |
| Field Goal Percentage | 1.000 | Domantas Sabonis, SAC (12-12) vs. UTA 12/30/2022 |
| 3-PT Field Goal | 13 | Damian Lillard, POR vs. HOU 02/26/2023 |
| 3-PT FG Attempts | 22 | Damian Lillard, POR vs. HOU 02/26/2023 |
| 3-PT FG Percentage | 1.000 | Taurean Prince, MIN (8-8) at NYK 03/20/2023 |
| Free Throws | 23 | Jimmy Butler, MIA vs. OKC 01/10/2023 |
| Free Throw Attempts | 28 | Jerami Grant, POR at NYK 11/25/2022 |
| Free Throw Percentage | 1.000 | Jimmy Butler, MIA (23-23) vs. OKC 01/10/2023 |
| Offensive Rebounds | 14 | Mitchell Robinson, NYK vs. IND 04/09/2023 |
| Defensive Rebounds | 20 | Nikola Jokic, DEN vs. CHA 12/18/2022 |
| Total Rebounds | 29 | Ivica Zubac, LAC vs. IND 11/27/2022 |
| Assists | 21 | James Harden, PHI vs. LAC 12/23/2022 |
| Steals | 7 | De'Anthony Melton, PHI vs. LAL 12/09/2022 |
| | 7 | D'Angelo Russell, MIN vs. LAL 10/28/2022 |
| Blocks | 9 | Brook Lopez, MIL vs. BKN 03/09/2023 |
| Minutes | 55:06 | Immanuel Quickley, NYK at BOS 03/05/2023 |
| Points in Paint | 38 | Giannis Antetokounmpo, MIL vs. WAS 01/03/2023 |
| Second Chance Points | 16 | Anthony Davis, LAL at CHI 03/29/2023 |
| Fast Break Points | 20 | Malik Monk, SAC at LAC 02/24/2023 |

| HIGHS | CATEGORY | LOWS |
|-----------------------------------|-----------------------|---------------------------------|
| SAC, 176 at LAC 02/24/2023 | Points | POR, 80 vs. SAC 03/29/2023 |
| GSW, 55 at POR 04/09/2023 | Points/1st Qtr. | IND, 10 at HOU 11/18/2022 |
| GSW, 50 vs. SAC 10/23/2022 | Points/2nd Qtr. | BKN, 11 (3) at CHI 02/24/2023 |
| BKN, 91 vs. GSW 12/21/2022 | Points/1st Half | BKN, 29 at CHI 02/24/2023 |
| MEM, 51 (2) at LAC 03/05/2023 | Points/3rd Qtr. | CLE, 10 (2) at MIL 11/25/2022 |
| IND, 49 vs. SAS 10/21/2022 | Points/4th Qtr. | MEM, 10 (3) at SAC 01/23/2023 |
| IND, 84 at MIL 03/16/2023 | Points/2nd Half | CHA, 28 (2) vs. PHI 03/17/2023 |
| SAC, 65 at LAC 02/24/2023 | Field Goals | IND, 28 (3) vs. MIA 12/12/2022 |
| GSW, 121 vs. ATL 01/02/2023 | Field Goal Attempts | LAC, 64 at DAL 11/15/2022 |
| MIN, .655 vs. CHI 12/18/2022 | Field Goal Percentage | DAL, .304 vs. HOU 11/16/2022 |
| GSW, 27 (2) at POR 04/09/2023 | 3-PT Field Goal | LAC, 2 (2) at CLE 01/29/2023 |
| DAL, 61 at NYK 12/03/2022 | 3-PT FG Attempts | POR, 15 at PHX 11/05/2022 |
| MEM, .636 (2) vs. SAS 01/11/2023 | 3-PT FG Percentage | HOU, .103 vs. POR 12/17/2022 |
| OKC, 40 (2) vs. HOU 02/15/2023 | Free Throws | PHX, 2 at MIA 11/14/2022 |
| POR, 51 at NYK 11/25/2022 | Free Throw Attempts | PHX, 4 at MIA 11/14/2022 |
| GSW, 1.000 (30) at DEN 04/02/2023 | Free Throw Percentage | SAS, .300 at LAL 11/20/2022 |
| BKN, 29 at IND 12/10/2022 | Offensive Rebounds | MIN, 0 vs. SAS 10/26/2022 |
| MIL, 60 at TOR 01/04/2023 | Defensive Rebounds | IND, 16 at WAS 02/11/2023 |
| MIL, 73 at TOR 01/04/2023 | Total Rebounds | MIA, 23 at TOR 11/16/2022 |
| GSW, 47 at POR 04/09/2023 | Assists | ORL, 12 (3) at PHI 02/01/2023 |
| SAC, 18 at LAC 02/24/2023 | Steals | HOU, 0 (4) at LAL 01/16/2023 |
| NYK, 33 vs. POR 11/25/2022 | Fouls | LAC, 7 vs. OKC 03/23/2023 |
| LAC, 27 vs. CHA 12/21/2022 | Turnovers | CHI, 1 vs. MEM 04/02/2023 |
| HOU, 19 at DAL 11/16/2022 | Blocks | MIA, 0 (51) at PHI 04/06/2023 |
| DEN, 98 vs. WAS 12/14/2022 | Points in Paint | MIL, 18 (2) at MIA 01/12/2023 |
| MEM, 39 at LAL 01/20/2023 | Second Chance Points | BKN, 0 (8) vs. SAC 03/16/2023 |
| TOR, 43 vs. ATL 10/31/2022 | Fast Break Points | PHI, 0 (9) vs. BOS 04/04/2023 |
| GSW, 59 at POR 04/09/2023 | Biggest Lead | DAL, 0 (132) vs. SAS 04/09/2023 |
| MIA, 111 vs. ORL 04/09/2023 | Bench Points | MEM, 3 (2) at OKC 04/09/2023 |
| SAC, 42 at LAC 02/24/2023 | Points Off Turnovers | MEM, 0 at CHI 04/02/2023 |



HEAD-TO-HEAD WIN GRID (2022-23)

[illegible]



2022-23

BOX SCORES



NATIONAL BASKETBALL ASSOCIATION

OFFICIAL SCORER'S REPORT
FINAL BOXWednesday, October 19, 2022 Scotiabank Arena, Toronto, ON
Officials: #58 Josh Tiven, #77 Karl Lane, #54 Ray AcostaGame Duration: 2:19
Attendance: 19800 (Sellout)

VISITOR: Cleveland Cavaliers (0-1)

| | POS | MIN | FG | FGA | 3P | 3PA | FT | FTA | OR | DR | TOT | A | PF | ST | TO | BS | +/- | PTS |
|---------------------|------------------------|--------|-------|-----|-------|-----|-------|-----|----|----|-----------|----|----|----|----|-----|-----|---------------------|
| 45 Donovan Mitchell | F | 34:32 | 12 | 21 | 2 | 8 | 5 | 6 | 0 | 2 | 2 | 9 | 4 | 2 | 3 | 0 | 10 | 31 |
| 4 Evan Mobley | F | 35:35 | 5 | 9 | 1 | 3 | 4 | 0 | 6 | 6 | 1 | 1 | 1 | 3 | 1 | -14 | 14 | |
| 31 Jarrett Allen | C | 33:52 | 5 | 8 | 0 | 0 | 3 | 4 | 5 | 10 | 0 | 2 | 0 | 1 | 2 | 2 | 13 | |
| 3 Caris LeVert | G | 34:41 | 2 | 7 | 2 | 2 | 4 | 0 | 4 | 5 | 5 | 7 | 3 | 0 | 1 | 0 | 5 | 10 |
| 10 Darius Garland | G | 13:18 | 2 | 8 | 0 | 1 | 0 | 0 | 0 | 1 | 1 | 3 | 1 | 2 | 5 | 1 | -10 | 4 |
| 35 Isaac Okoro | | 11:45 | 0 | 1 | 0 | 1 | 0 | 0 | 0 | 0 | 0 | 0 | 4 | 0 | 1 | 0 | 0 | 0 |
| 0 Kevin Love | | 20:54 | 3 | 6 | 1 | 4 | 1 | 1 | 0 | 7 | 7 | 2 | 2 | 0 | 1 | 0 | 4 | 8 |
| 32 Dean Wade | | 21:40 | 3 | 4 | 1 | 2 | 1 | 2 | 1 | 2 | 3 | 2 | 1 | 0 | 0 | 1 | -11 | 8 |
| 16 Cedi Osman | | 27:41 | 6 | 12 | 3 | 6 | 2 | 2 | 0 | 3 | 3 | 1 | 3 | 0 | 1 | 0 | 7 | 17 |
| 19 Raul Neto | | 06:02 | 0 | 1 | 0 | 1 | 0 | 0 | 0 | 0 | 1 | 1 | 0 | 0 | 0 | 1 | -8 | 0 |
| 33 Robin Lopez | DNP - Coach's Decision | | | | | | | | | | | | | | | | | |
| 15 Isaiah Mobley | DNP - Coach's Decision | | | | | | | | | | | | | | | | | |
| 8 Lamar Stevens | DNP - Coach's Decision | | | | | | | | | | | | | | | | | |
| | | 240:00 | 38 | 77 | 10 | 28 | 19 | 23 | 6 | 32 | 38 | 25 | 21 | 5 | 17 | 5 | -3 | 105 |
| | | | 49.4% | | 35.7% | | 82.6% | | | | TM REB: 8 | | | | | | | TOT TO: 17 (25 PTS) |

HOME: TORONTO RAPTORS (1-0)

| | POS | MIN | FG | FGA | 3P | 3PA | FT | FTA | OR | DR | TOT | A | PF | ST | TO | BS | +/- | PTS |
|-------------------------|-----|------------------------|-------|-----|-------|-----|-------|-----|----|----|-----|------------|----|----|----|----|-----|---------------------|
| 3 O.G. Anunoby | F | 37:33 | 5 | 12 | 2 | 5 | 6 | 7 | 1 | 6 | 7 | 5 | 4 | 3 | 3 | 1 | 9 | 18 |
| 4 Scottie Barnes | F | 32:20 | 7 | 14 | 1 | 1 | 0 | 0 | 1 | 2 | 3 | 7 | 4 | 2 | 3 | 1 | 20 | 15 |
| 43 Pascal Siakam | C | 34:04 | 9 | 20 | 1 | 3 | 4 | 8 | 3 | 8 | 11 | 1 | 6 | 3 | 4 | 0 | -1 | 23 |
| 3 Gary Trent Jr. | G | 36:59 | 5 | 12 | 4 | 8 | 5 | 7 | 3 | 2 | 5 | 0 | 1 | 1 | 1 | 0 | 3 | 19 |
| 23 Fred VanVleet | G | 38:41 | 4 | 9 | 3 | 6 | 4 | 4 | 1 | 1 | 2 | 5 | 3 | 4 | 1 | 0 | 7 | 15 |
| 5 Precious Achiuwa | | 17:56 | 4 | 11 | 1 | 4 | 1 | 2 | 1 | 4 | 5 | 0 | 1 | 0 | 0 | 0 | -4 | 10 |
| 35 Christian Koloko | | 15:22 | 1 | 4 | 0 | 0 | 1 | 2 | 2 | 4 | 6 | 0 | 2 | 0 | 1 | 1 | 3 | 2 |
| 45 Dalano Banton | | 09:13 | 0 | 1 | 0 | 1 | 2 | 2 | 0 | 1 | 1 | 1 | 1 | 0 | 0 | 1 | 0 | 3 |
| 21 Thaddeus Young | | 10:47 | 1 | 3 | 1 | 2 | 0 | 0 | 0 | 0 | 0 | 0 | 1 | 0 | 0 | 0 | -14 | 3 |
| 41 Juschnio Hernangomez | | 07:05 | 0 | 0 | 0 | 0 | 0 | 0 | 0 | 1 | 1 | 0 | 1 | 0 | 0 | 0 | -8 | 0 |
| 11 Justin Champagnie | DNP | DNP - Coach's Decision | | | | | | | | | | | | | | | | |
| 20 Jeff Dowtin | DNP | DNP - Coach's Decision | | | | | | | | | | | | | | | | |
| 22 Malachi Flynn | DNP | DNP - Coach's Decision | | | | | | | | | | | | | | | | |
| 8 Ron Harper Jr. | DNP | DNP - Coach's Decision | | | | | | | | | | | | | | | | |
| | | 240:00 | 36 | 86 | 13 | 30 | 23 | 32 | 12 | 29 | 41 | 19 | 23 | 15 | 13 | 4 | 3 | 108 |
| | | | 41.9% | | 43.3% | | 71.9% | | | | | TM REB: 15 | | | | | | TOT TO: 13 (20 PTS) |

SCORE BY PERIOD

| PERIOD | 1 | 2 | 3 | 4 | FINAL |
|--|----|----|----|----|-------|
| Cavaliers | 28 | 23 | 25 | 32 | 108 |
| Raptors | 28 | 23 | 25 | 32 | 108 |
| Inactive: Cavaliers - Diakite (Not With Team), Rubio (Injury/Illness - Left Knee, ACL Surgery), Windler (Injury/Illness - Right Ankle, Sprain) | | | | | |
| Inactive: Raptors - Birch (Injury/Illness - Left Knee, Swelling), Boucher (Injury/Illness - Left Hamstring, Strain) | | | | | |
| Points in the Paint: Cavaliers 52 (26/42), RAPTORS 36 (18/43) | | | | | |
| 2nd Chance Points: Cavaliers 4 (1/3), RAPTORS 18 (7/14) | | | | | |
| Fast Break Points: Cavaliers 7 (3/4), RAPTORS 20 (9/7) | | | | | |
| Biggest Lead: Cavaliers 8, RAPTORS 11 | | | | | |
| Lead Changes: 16 | | | | | |
| Times Tied: 17 | | | | | |

Copyright (c) 2022-2023 NBA Properties, Inc. All Rights Reserved.

NATIONAL BASKETBALL ASSOCIATION

OFFICIAL SCORER'S REPORT
FINAL BOXSaturday, October 22, 2022 United Center, Chicago, IL
Officials: #60 James Williams, #13 Ashley Moyer-Gleich, #85 Robert HusseyGame Duration: 2:11
Attendance: 21089 (Sellout)

VISITOR: Cleveland Cavaliers (1-1)

| | POS | MIN | FG | FGA | 3P | 3PA | FT | FTA | OR | DR | TOT | A | PF | ST | TO | BS | +/- | PTS | | |
|---------------------------|-----|-------|--------|-----|----|-------|----|-----|-------|----|-----|-------|----|----|-----------|----|-----|---------------------|-----|--|
| 3 Caris LeVert | F | 33:27 | 4 | 12 | 3 | 6 | 3 | 4 | 0 | 4 | 4 | 4 | 8 | 1 | 1 | 2 | 1 | 17 | 14 | |
| 4 Evan Mobley | F | 24:46 | 7 | 9 | 0 | 0 | 2 | 2 | 1 | 2 | 3 | 1 | 1 | 1 | 1 | 3 | 1 | 7 | 16 | |
| 31 Jarrett Allen | C | 28:36 | 4 | 6 | 0 | 0 | 0 | 0 | 3 | 3 | 6 | 2 | 2 | 0 | 2 | 1 | 5 | 8 | | |
| 35 Isaac Okoro | G | 26:56 | 1 | 5 | 0 | 2 | 0 | 0 | 0 | 1 | 1 | 0 | 1 | 0 | 3 | 0 | -4 | 2 | | |
| 45 Donovan Mitchell | G | 34:31 | 10 | 19 | 4 | 6 | 8 | 9 | 3 | 6 | 9 | 8 | 3 | 1 | 4 | 0 | 19 | 32 | | |
| 16 Cedi Osman | | 25:44 | 5 | 8 | 2 | 3 | 3 | 3 | 0 | 2 | 2 | 4 | 5 | 0 | 1 | 0 | 41 | 15 | | |
| 0 Kevin Love | | 22:50 | 5 | 9 | 5 | 6 | 0 | 0 | 0 | 12 | 12 | 4 | 1 | 0 | 0 | 1 | 27 | 15 | | |
| 19 Raul Neto | | 15:12 | 3 | 5 | 0 | 1 | 0 | 0 | 0 | 4 | 4 | 4 | 1 | 1 | 1 | 0 | 11 | 6 | | |
| 33 Robin Lopez | | 15:37 | 6 | 7 | 0 | 0 | 0 | 0 | 1 | 2 | 3 | 0 | 1 | 0 | 0 | 1 | 19 | 12 | | |
| 8 Lamar Stevens | | 04:07 | 0 | 1 | 0 | 0 | 0 | 0 | 0 | 1 | 1 | 0 | 0 | 0 | 0 | 0 | 6 | 0 | | |
| 15 Isaiah Mobley | | 04:07 | 1 | 1 | 1 | 1 | 0 | 0 | 0 | 1 | 1 | 0 | 1 | 0 | 0 | 0 | 6 | 3 | | |
| 32 Dean Wade | | 04:07 | 2 | 3 | 1 | 2 | 0 | 0 | 0 | 2 | 2 | 1 | 0 | 0 | 1 | 0 | 6 | 5 | | |
| | | | 240:00 | 48 | 85 | 16 | 27 | 16 | 18 | 8 | 40 | 48 | 32 | 17 | 4 | 17 | 5 | 32 | 128 | |
| | | | | | | 56.9% | | | 50.3% | | | 88.9% | | | TM REB: 8 | | | TOT TO: 16 (22 PTS) | | |
| HOME: CHICAGO BULLS (1-2) | | | | | | | | | | | | | | | | | | | | |

HOME: CHICAGO BULLS (1-2)

| | | | | | | | | | | | | | | | | | | | |
|----------------------|-----|------------------|--------|-------|----|-------|----|-----|----|----|----|-----------|----|----|----|----|---|---------------------|----|
| 11 Delmar DeRozan | F | 32:31 | 3 | 9 | 0 | 0 | 7 | 7 | 0 | 2 | 2 | 2 | 1 | 2 | 2 | 0 | 0 | -6 | 13 |
| 44 Patrick Williams | F | 15:31 | 2 | 7 | 1 | 3 | 1 | 2 | 1 | 2 | 3 | 0 | 1 | 1 | 1 | 0 | 0 | 0 | 6 |
| 9 Nikola Vucenic | C | 30:47 | 7 | 12 | 2 | 3 | 0 | 0 | 1 | 3 | 4 | 3 | 3 | 0 | 2 | 3 | 0 | -10 | 16 |
| 8 Zach LaVine | G | 28:20 | 9 | 17 | 2 | 6 | 3 | 4 | 0 | 3 | 3 | 4 | 2 | 2 | 0 | 0 | 0 | -19 | 23 |
| 12 Ayro Dosunmu | G | 27:30 | 2 | 7 | 1 | 4 | 0 | 0 | 1 | 3 | 4 | 3 | 3 | 0 | 0 | 0 | 0 | -5 | 5 |
| 24 Javonte Green | | 13:44 | 2 | 5 | 0 | 2 | 2 | 3 | 1 | 2 | 3 | 2 | 0 | 2 | 0 | 2 | 0 | -11 | 6 |
| 0 Coby White | | 23:36 | 2 | 8 | 0 | 5 | 1 | 1 | 1 | 0 | 1 | 1 | 3 | 0 | 0 | 0 | 0 | -30 | 5 |
| 3 Andre Drummond | | 13:06 | 3 | 8 | 0 | 1 | 2 | 2 | 3 | 4 | 7 | 0 | 2 | 2 | 3 | 0 | 0 | -16 | 8 |
| 6 Alex Caruso | | 16:36 | 0 | 1 | 0 | 1 | 2 | 2 | 0 | 2 | 2 | 2 | 1 | 1 | 1 | 1 | 1 | -15 | 2 |
| 7 Goran Dragic | | 11:25 | 2 | 4 | 0 | 1 | 0 | 0 | 0 | 2 | 2 | 3 | 1 | 0 | 1 | 0 | 0 | -16 | 4 |
| 15 Derrick Jones Jr. | | 07:55 | 2 | 3 | 1 | 1 | 3 | 4 | 1 | 1 | 2 | 0 | 1 | 2 | 1 | 1 | 1 | -12 | 8 |
| 13 Tony Bradley | | 04:07 | 0 | 1 | 0 | 1 | 0 | 0 | 1 | 1 | 2 | 0 | 0 | 0 | 0 | 0 | 0 | -6 | 0 |
| 25 Dalen Terry | | 04:07 | 0 | 1 | 0 | 0 | 0 | 0 | 0 | 0 | 0 | 0 | 0 | 0 | 0 | 1 | 0 | -6 | 0 |
| 19 Marko Simonovic | | 01:44 | 0 | 1 | 0 | 1 | 0 | 0 | 0 | 0 | 0 | 0 | 0 | 0 | 0 | 0 | 0 | -8 | 0 |
| 14 Malcolm Hill | DNP | Coach's Decision | | | | | | | | | | | | | | | | | |
| | | | 240:00 | 34 | 84 | 7 | 29 | 21 | 25 | 10 | 25 | 35 | 19 | 19 | 12 | 10 | 7 | -32 | 96 |
| | | | | 40.5% | | 34.1% | | 84% | | | | TM REB: 2 | | | | | | TOT TO: 10 (14 PTS) | |

SCORE BY PERIOD

| PERIOD | 1 | 2 | 3 | 4 | FINAL |
|--|----|----|----|----|-------|
| Cavaliers | 25 | 29 | 25 | 17 | 96 |
| Bulls | 25 | 29 | 25 | 17 | 96 |
| Inactive: Cavaliers - Diakite (G League - Two-Way), Garland (Injury/Illness - Left Eye Laceration), Rubio (Injury/Illness - Left Knee, ACL Surgery), Windler (Injury/Illness - Right Ankle Sprain) | | | | | |
| Inactive: Bulls - Andre Drummond (G League - Two-Way), Ball (Injury/Illness - Left Knee, Sprain) | | | | | |
| Points in the Paint: Cavaliers 58 (28/40), BULLS 42 (21/21) | | | | | |
| 2nd Chance Points: Cavaliers 12 (5/8), BULLS 8 (4/10) | | | | | |
| Fast Break Points: Cavaliers 22 (8/10), BULLS 6 (4/6) | | | | | |
| Biggest Lead: Cavaliers 12 | | | | | |
| Lead Changes: 1 | | | | | |
| Times Tied: 3 | | | | | |

Copyright (c) 2022-2023 NBA Properties, Inc. All Rights Reserved.

NATIONAL BASKETBALL ASSOCIATION

OFFICIAL SCORER'S REPORT
FINAL BOXSunday, October 23, 2022 Rocket Mortgage FieldHouse, Cleveland, OH
Officials: #16 David Guthrie, #27 Mitchell Ervin, #70 Phenizee RansomGame Duration: 2:34
Attendance: 19432 (Sellout)

VISITOR: Washington Wizards (2-1)

| | POS | MIN | FG | FGA | 3P | 3PA | FT | FTA | OR | DR | TOT | A | PF | ST | TO | BS | +/- | PTS | |
|----------------------|-----|------------------|----|-----|----|-----|----|-----|----|----|-----|---|----|----|----|----|-----|-----|----|
| 9 Deni Avdija | F | 14:27 | 1 | 6 | 0 | 3 | 0 | 0 | 0 | 2 | 2 | 0 | 4 | 2 | 1 | 0 | 1 | 2 | |
| 33 Kyle Kuzma | F | 37:26 | 4 | 8 | 1 | 2 | 2 | 4 | 0 | 2 | 2 | 3 | 4 | 0 | 0 | 2 | -5 | 11 | |
| 6 Kristaps Porzingis | C | 37:56 | 7 | 16 | 4 | 8 | 0 | 1 | 1 | 10 | 11 | 3 | 4 | 1 | 2 | 1 | 18 | | |
| 3 Bradley Beal | G | 41:35 | 11 | 16 | 0 | 1 | 5 | 7 | 1 | 3 | 4 | 5 | 3 | 2 | 6 | 0 | -5 | 27 | |
| 22 Monte Morris | G | 26:30 | 5 | 8 | 3 | 0 | 0 | 0 | 0 | 3 | 3 | 6 | 3 | 0 | 1 | 0 | 6 | 13 | |
| 8 Rui Hachimura | | 20:19 | 7 | 12 | 2 | 3 | 0 | 0 | 0 | 1 | 2 | 3 | 1 | 1 | 0 | 1 | 0 | -5 | 16 |
| 5 Will Barton | | 35:26 | 4 | 11 | 1 | 3 | 0 | 0 | 0 | 4 | 4 | 2 | 2 | 2 | 5 | 0 | -7 | 9 | |
| 55 Delon Wright | | 26:30 | 2 | 5 | 1 | 3 | 2 | 3 | 0 | 2 | 2 | 5 | 0 | 2 | 1 | 0 | -16 | 7 | |
| 21 Daniel Gafford | | 14:48 | 1 | 2 | 0 | 0 | 0 | 0 | 1 | 1 | 2 | 0 | 2 | 0 | 1 | 1 | -11 | 2 | |
| 16 Anthony Gill | | 10:03 | 1 | 3 | 0 | 0 | 0 | 0 | 0 | 2 | 2 | 0 | 1 | 0 | 0 | 0 | -9 | 2 | |
| 13 Vernon Carey Jr. | DNP | Coach's Decision | | | | | | | | | | | | | | | | | |
| 1 Johnny Davis | DNP | Coach's Decision | | | | | | | | | | | | | | | | | |
| 7 Taj Gibson | DNP | Coach's Decision | | | | | | | | | | | | | | | | | |
| 6 Jordan Goodwin | DNP | Coach's Decision | | | | | | | | | | | | | | | | | |
| 14 Isaiah Todd | DNP | Coach's Decision | | | | | | | | | | | | | | | | | |



NATIONAL BASKETBALL ASSOCIATION

OFFICIAL SCORER'S REPORT
FINAL BOX

Friday, October 28, 2022 TD Garden, Boston, MA
Officials: #46 Ben Taylor, #33 Sean Corbin, #79 John Conley

Game Duration: 2:41
Attendance: 19156 (Sellout)

VISITOR: Cleveland Cavaliers (4-1)

| | POS | MIN | FG | FGA | 3P | 3PA | FT | FTA | OR | DR | TOT | A | PF | ST | TO | BS | +/- | PTS | |
|---------------------|------------------------|--------|-------|-----|-------|-----|----|-----|----|----|-----|----|----|----|----|----|-----|-----|----|
| 32 Dean Wade | F | 38:55 | 1 | 3 | 1 | 2 | 1 | 2 | 0 | 6 | 6 | 1 | 4 | 0 | 1 | 0 | 0 | 20 | 4 |
| 4 Evan Mobley | F | 41:59 | 7 | 12 | 1 | 3 | 4 | 6 | 3 | 7 | 10 | 3 | 4 | 1 | 2 | 2 | 2 | 19 | |
| 31 Jarrett Allen | C | 39:39 | 5 | 9 | 0 | 1 | 2 | 4 | 3 | 8 | 11 | 2 | 2 | 0 | 0 | 0 | 0 | 25 | 12 |
| 3 Caris LeVert | G | 42:48 | 12 | 21 | 6 | 8 | 11 | 12 | 2 | 2 | 4 | 7 | 4 | 3 | 2 | 0 | 21 | 41 | |
| 45 Donovan Mitchell | G | 45:42 | 15 | 25 | 5 | 9 | 6 | 6 | 0 | 4 | 4 | 3 | 4 | 1 | 7 | 0 | 18 | 41 | |
| 0 Kevin Love | | 20:53 | 3 | 7 | 2 | 4 | 1 | 2 | 0 | 5 | 5 | 0 | 2 | 0 | 1 | 0 | -10 | 9 | |
| 19 Raul Neto | | 07:18 | 0 | 1 | 0 | 0 | 0 | 0 | 0 | 0 | 0 | 1 | 1 | 0 | 0 | 0 | -9 | 0 | |
| 16 Cedi Osman | | 22:24 | 1 | 6 | 1 | 5 | 1 | 2 | 1 | 1 | 2 | 1 | 4 | 0 | 1 | 0 | -10 | 4 | |
| 35 Isaac Okoro | | 05:22 | 1 | 3 | 0 | 2 | 0 | 0 | 0 | 0 | 0 | 0 | 3 | 0 | 1 | 0 | -12 | 2 | |
| 33 Robin Lopez | DNP - Coach's Decision | | | | | | | | | | | | | | | | | | |
| 8 Lamar Stevens | DNP - Coach's Decision | | | | | | | | | | | | | | | | | | |
| | | 265:00 | 45 | 87 | 16 | 35 | 26 | 34 | 9 | 33 | 42 | 18 | 28 | 5 | 15 | 2 | 9 | 132 | |
| | | | 51.7% | | 45.7% | | | | | | | | | | | | | | |

HOME: BOSTON CELTICS (3-2)

| | POS | MIN | FG | FGA | 3P | 3PA | FT | FTA | OR | DR | TOT | A | PF | ST | TO | BS | +/- | PTS |
|---------------------|-------------------------|--------|-------|-----|-------|-----|----|-----|----|----|-----|----|----|----|----|----|-----|-----|
| 7 Jaylen Brown | F | 42:48 | 11 | 22 | 2 | 7 | 8 | 12 | 0 | 8 | 8 | 4 | 3 | 2 | 6 | 0 | -21 | 32 |
| 0 Jayson Tatum | F | 42:11 | 11 | 19 | 3 | 7 | 7 | 8 | 1 | 6 | 7 | 4 | 4 | 1 | 4 | 1 | -10 | 32 |
| 42 Al Horford | C | 41:25 | 5 | 7 | 2 | 4 | 0 | 0 | 1 | 1 | 2 | 4 | 3 | 0 | 1 | 1 | -20 | 12 |
| 9 Derrick White | G | 22:12 | 3 | 5 | 1 | 2 | 2 | 2 | 0 | 1 | 1 | 1 | 4 | 2 | 2 | 0 | -1 | 9 |
| 36 Marcus Smart | G | 37:50 | 3 | 15 | 3 | 9 | 3 | 4 | 0 | 5 | 5 | 7 | 4 | 2 | 2 | 0 | -26 | 11 |
| 91 Blake Griffin | | 11:42 | 1 | 1 | 1 | 1 | 4 | 4 | 0 | 2 | 2 | 0 | 4 | 1 | 2 | 0 | -1 | 7 |
| 13 Malcolm Brogdon | | 22:16 | 3 | 5 | 1 | 1 | 2 | 2 | 0 | 2 | 2 | 5 | 3 | 1 | 1 | 0 | -1 | 9 |
| 40 Luke Kornet | | 25:54 | 2 | 3 | 0 | 0 | 0 | 0 | 2 | 3 | 5 | 3 | 1 | 0 | 0 | 0 | 7 | 4 |
| 30 Sam Hauser | | 11:43 | 2 | 3 | 1 | 2 | 0 | 0 | 0 | 1 | 1 | 0 | 0 | 1 | 0 | 0 | 23 | 5 |
| 4 Noah Vonleh | | 07:19 | 1 | 2 | 0 | 0 | 0 | 0 | 1 | 0 | 1 | 0 | 0 | 0 | 0 | 0 | 5 | 2 |
| 43 Justin Jackson | DNP - Coach's Decision | | | | | | | | | | | | | | | | | |
| 11 Payton Pritchard | DNP - Coach's Decision | | | | | | | | | | | | | | | | | |
| 12 Grant Williams | NWT - League Suspension | | | | | | | | | | | | | | | | | |
| | | 265:00 | 42 | 82 | 13 | 33 | 26 | 32 | 5 | 29 | 34 | 28 | 27 | 9 | 19 | 2 | -9 | 123 |
| | | | 51.2% | | 39.4% | | | | | | | | | | | | | |

| SCORE BY PERIOD | 1 | 2 | 3 | 4 | OT1 | FINAL |
|---|----|----|----|----|-----|-------|
| Cavaliers | 33 | 29 | 33 | 19 | 18 | 132 |
| Celtics | 34 | 41 | 24 | 15 | 9 | 123 |
| Inactive: Cavaliers - Diakite (G League - Two-Way), Garland (Injury/Illness - Left Eye; Laceration), Mobley (G League - Two-Way), Rubio (Injury/Illness - Left Knee; ACL Surgery), Windler (Injury/Illness - Right Ankle; Sprain) | | | | | | |
| Inactive: Celtics - Davidson (G League - Two-Way), Gallinari (Injury/Illness - Left Knee; ACL Repair), Kabengele (G League - Two-Way), Williams III (Injury/Illness - Left Knee; Surgery) | | | | | | |
| Points in the Paint: Cavaliers 48 (24/48), CELTICS 54 (27/41) | | | | | | |
| 2nd Chance Points: Cavaliers 14 (6/14), CELTICS 8 (6/8) | | | | | | |
| Fast Break Points: Cavaliers 12 (5/7), CELTICS 15 (7/10) | | | | | | |
| Flagrant Fouls: Cavaliers (0); NONE | | | | | | |
| Celtics (1); 0:31 1st OT Brogdon-FLG1 | | | | | | |

Copyright (c) 2022-2023 NBA Properties, Inc. All Rights Reserved

NATIONAL BASKETBALL ASSOCIATION

OFFICIAL SCORER'S REPORT
FINAL BOX

Sunday, October 30, 2022 Rocket Mortgage FieldHouse, Cleveland, OH
Officials: #42 Eric Lewis, #44 Brett Nansel, #32 Marat Kogut

Game Duration: 2:13
Attendance: 19432 (Sellout)

VISITOR: New York Knicks (3-3)

| | POS | MIN | FG | FGA | 3P | 3PA | FT | FTA | OR | DR | TOT | A | PF | ST | TO | BS | +/- | PTS |
|-----------------------|------------------------|--------|----|-----|----|-----|----|-----|----|----|-----|----|----|----|----|----|-----|-----|
| 9 RJ Barrett | F | 32:31 | 6 | 10 | 3 | 4 | 0 | 0 | 1 | 4 | 5 | 2 | 3 | 0 | 1 | 0 | -9 | 15 |
| 30 Julius Randle | F | 32:48 | 5 | 13 | 0 | 3 | 5 | 10 | 0 | 9 | 9 | 7 | 5 | 2 | 4 | 0 | -8 | 15 |
| 23 Mitchell Robinson | C | 20:46 | 2 | 6 | 0 | 0 | 0 | 0 | 6 | 1 | 7 | 2 | 5 | 1 | 2 | 0 | -7 | 4 |
| 13 Evan Fournier | G | 28:02 | 6 | 9 | 3 | 5 | 1 | 2 | 0 | 3 | 3 | 1 | 2 | 1 | 0 | 0 | -3 | 16 |
| 11 Jalen Brunson | G | 33:57 | 8 | 19 | 0 | 3 | 0 | 1 | 0 | 4 | 4 | 7 | 2 | 3 | 1 | 0 | 2 | 16 |
| 55 Isaiah Hartenstein | | 27:14 | 6 | 10 | 0 | 1 | 0 | 0 | 5 | 4 | 9 | 1 | 3 | 1 | 1 | 1 | -6 | 12 |
| 1 Obi Toppin | | 15:12 | 4 | 7 | 1 | 3 | 0 | 0 | 0 | 4 | 4 | 0 | 2 | 0 | 3 | 0 | -5 | 9 |
| 5 Immanuel Quickley | | 19:07 | 2 | 7 | 1 | 4 | 2 | 3 | 0 | 3 | 3 | 1 | 0 | 1 | 0 | 0 | -6 | 7 |
| 0 Cam Reddish | | 16:20 | 3 | 6 | 1 | 2 | 0 | 0 | 0 | 0 | 0 | 1 | 1 | 0 | 0 | 1 | -8 | 7 |
| 4 Derrick Rose | | 14:03 | 3 | 5 | 1 | 2 | 0 | 0 | 0 | 1 | 1 | 2 | 1 | 1 | 1 | 0 | -15 | 7 |
| 51 Ryan Arcidiacono | DNP - Coach's Decision | | | | | | | | | | | | | | | | | |
| 2 Miles McBride | DNP - Coach's Decision | | | | | | | | | | | | | | | | | |
| 17 Svi Mykhailiuk | DNP - Coach's Decision | | | | | | | | | | | | | | | | | |
| 45 Jericho Sims | DNP - Coach's Decision | | | | | | | | | | | | | | | | | |
| | | 240:00 | 45 | 92 | 10 | 27 | 8 | 16 | 12 | 33 | 45 | 26 | 25 | 9 | 14 | 2 | -13 | 108 |

HOME: CLEVELAND CAVALIERS (5-1)

| | POS | MIN | FG | FGA | 3P | 3PA | FT | FTA | OR | DR | TOT | A | PF | ST | TO | BS | +/- | PTS | |
|---------------------|-----|--------|-------|-----|-----|-----|----|-----|----|----|-----|----|----|----|----|----|-----|-----|----|
| 32 Dean Wade | F | 33:29 | 8 | 11 | 6 | 8 | 0 | 0 | 1 | 3 | 4 | 3 | 4 | 0 | 0 | 0 | 0 | 20 | 22 |
| 4 Evan Mobley | F | 34:15 | 6 | 13 | 0 | 2 | 4 | 4 | 2 | 5 | 7 | 3 | 5 | 1 | 2 | 1 | 18 | 16 | |
| 31 Jarrett Allen | C | 25:45 | 5 | 8 | 0 | 1 | 0 | 0 | 3 | 10 | 13 | 1 | 3 | 0 | 2 | 0 | -5 | 16 | |
| 3 Caris LeVert | G | 29:16 | 0 | 9 | 0 | 4 | 1 | 1 | 1 | 2 | 3 | 8 | 2 | 0 | 3 | 0 | -12 | 1 | |
| 45 Donovan Mitchell | G | 37:10 | 12 | 20 | 8 | 13 | 6 | 8 | 0 | 3 | 3 | 12 | 4 | 1 | 4 | 2 | 18 | 38 | |
| 33 Robin Lopez | | 09:21 | 1 | 1 | 0 | 0 | 0 | 1 | 0 | 0 | 0 | 0 | 0 | 0 | 0 | 0 | -11 | 2 | |
| 16 Cedi Osman | | 15:12 | 1 | 7 | 1 | 6 | 0 | 0 | 0 | 0 | 0 | 0 | 2 | 0 | 1 | 0 | -4 | 3 | |
| 0 Kevin Love | | 22:29 | 9 | 14 | 8 | 13 | 3 | 2 | 6 | 8 | 1 | 1 | 0 | 1 | 0 | 16 | 29 | | |
| 19 Raul Neto | | 15:09 | 1 | 3 | 0 | 1 | 0 | 0 | 1 | 2 | 1 | 3 | 3 | 0 | 0 | 0 | -5 | 2 | |
| 35 Isaac Okoro | | 21:33 | 0 | 3 | 0 | 2 | 2 | 0 | 0 | 4 | 4 | 2 | 1 | 1 | 1 | 1 | 24 | 2 | |
| 8 Lamar Stevens | | 00:18 | 0 | 0 | 0 | 0 | 0 | 0 | 0 | 0 | 0 | 0 | 0 | 0 | 0 | 0 | -2 | 0 | |
| 21 Mamadi Diakite | | 00:18 | 0 | 0 | 0 | 0 | 0 | 0 | 0 | 0 | 0 | 0 | 0 | 0 | 0 | 0 | -2 | 0 | |
| | | 240:00 | 41 | 89 | 23 | 50 | 16 | 19 | 10 | 33 | 43 | 33 | 22 | 3 | 14 | 5 | 13 | 121 | |
| | | | 46.1% | | 46% | | | | | | | | | | | | | | |

| SCORE BY PERIOD | 1 | 2 | 3 | 4 | FINAL |
|---|----|----|----|----|-------|
| Knicks | 30 | 29 | 34 | 15 | 108 |
| Cavaliers | 35 | 27 | 22 | 37 | 121 |
| Inactive: Knicks - Grimes (Injury/Illness - Left Foot; sore), Hunt (G League - Two-Way), Keels (G League - Two-Way) | | | | | |
| Inactive: Cavaliers - Garland (Injury/Illness - Left Eye; Laceration), Mobley (G League - Two-Way), Rubio (Injury/Illness - Left Knee; ACL Surgery), Windler (Injury/Illness - Right Ankle; Sprain) | | | | | |
| Points in the Paint: Knicks 64 (32/64), CAVALIERS 32 (16/32) | | | | | |
| 2nd Chance Points: Knicks 11 (5/14), CAVALIERS 7 (0/11) | | | | | |
| Fast Break Points: Knicks 28 (12/17), CAVALIERS 14 (5/6) | | | | | |
| Technical fouls - Individual: Knicks (1); Fournier 0:26 3rd | | | | | |
| CAVALIERS (0); NONE | | | | | |
| MEMO: Kevin Love ties career high in three pointers made with 8 | | | | | |
| MEMO: Donovan Mitchell Sets career high in assists | | | | | |
| MEMO: Season high in points for Kevin Love | | | | | |
| MEMO: Dean Wade sets career high in points | | | | | |

Copyright (c) 2022-2023 NBA Properties, Inc. All Rights Reserved

NATIONAL BASKETBALL ASSOCIATION

OFFICIAL SCORER'S REPORT
FINAL BOX

Wednesday, November 2, 2022 Rocket Mortgage FieldHouse, Cleveland, OH
Officials: #71 Rodney Mett, #68 Jacyn Gobie, #67 Brandon Adair

Game Duration: 2:35
Attendance: 19432 (Sellout)

VISITOR: Boston Celtics (4-3)

| | POS | MIN | FG | FGA | 3P | 3PA | FT | FTA | OR | DR | TOT | A | PF | ST | TO | BS | +/- | PTS | |
|---------------------|------------------------|-------|-------|-----|----|-----|----|-----|----|----|-----|----|----|----|----|----|-----|-----|-----|
| 7 Jaylen Brown | F | 44:36 | 10 | 26 | 3 | 10 | 7 | 7 | 2 | 8 | 8 | 4 | 5 | 1 | 3 | 0 | 7 | 30 | |
| 0 Jayson Tatum | F | 42:52 | 8 | 21 | 2 | 9 | 8 | 8 | 3 | 9 | 12 | 6 | 0 | 1 | 6 | 4 | -16 | 26 | |
| C Al Horford | C | 39:59 | 5 | 11 | 1 | 4 | 1 | 1 | 1 | 11 | 12 | 1 | 2 | 1 | 1 | 1 | 11 | 12 | |
| 9 Derrick White | G | 32:10 | 1 | 4 | 1 | 3 | 0 | 0 | 0 | 3 | 3 | 6 | 4 | 0 | 0 | 2 | 7 | 3 | |
| 36 Marcus Smart | G | 36:47 | 5 | 12 | 1 | 5 | 5 | 5 | 0 | 6 | 6 | 5 | 3 | 0 | 1 | 0 | -3 | 16 | |
| 12 Grant Williams | | 31:37 | 3 | 7 | 2 | 6 | 3 | 4 | 2 | 5 | 7 | 0 | 5 | 2 | 0 | 1 | 4 | 11 | |
| 13 Malcolm Brogdon | | 24:26 | 6 | 11 | 1 | 3 | 2 | 2 | 0 | 4 | 4 | 3 | 1 | 0 | 3 | 0 | 2 | 15 | |
| 30 Sam Hauser | | 10:02 | 0 | 1 | 0 | 1 | 0 | 0 | 0 | 0 | 0 | 3 | 0 | 0 | 0 | 0 | -9 | 0 | |
| 40 Luke Kornet | | 02:31 | 0 | 0 | 0 | 0 | 0 | 0 | 0 | 0 | 1 | 1 | 0 | 0 | 1 | 0 | -8 | 0 | |
| 91 Blake Griffin | DNP - Coach's Decision | | | | | | | | | | | | | | | | | | |
| 43 Justin Jackson | DNP - Coach's Decision | | | | | | | | | | | | | | | | | | |
| 11 Payton Pritchard | DNP - Coach's Decision | | | | | | | | | | | | | | | | | | |
| 4 Noah Vonleh | DNP - Coach's Decision | | | | | | | | | | | | | | | | | | |
| | | | 26:50 | 38 | 93 | 11 | 41 | 26 | 27 | 8 | 44 | 52 | 26 | 24 | 5 | 14 | 9 | -1 | 113 |



NATIONAL BASKETBALL ASSOCIATION

OFFICIAL SCORER'S REPORT
FINAL BOXSunday, November 6, 2022 Crypto.com Arena, Los Angeles, CA
Officials: #24 Kevin Scott, #52 Scott Twardoski, #72 J.T. OrrGame Duration: 2:18
Attendance: 18997 (Sellout)

VISITOR: Cleveland Cavaliers (8-1)

| | POS | MIN | FG | FGA | 3P | 3PA | FT | FTA | OR | DR | TOT | A | PF | ST | TO | BS | +/- | PTS |
|----|------------------|-----|-------|-----|----|-----|----|-----|----|----|-----|----|----|----|----|----|-----|-----|
| 3 | Caris LeVert | F | 29:34 | 5 | 10 | 1 | 2 | 1 | 2 | 1 | 3 | 4 | 3 | 1 | 1 | 0 | -2 | 12 |
| 4 | Evan Mobley | F | 30:27 | 2 | 7 | 0 | 1 | 2 | 2 | 5 | 7 | 3 | 3 | 3 | 2 | 1 | 1 | 5 |
| 31 | Jarrett Allen | C | 27:45 | 5 | 13 | 0 | 0 | 6 | 6 | 3 | 8 | 11 | 0 | 4 | 2 | 1 | 2 | 5 |
| 45 | Danovon Mitchell | C | 37:08 | 10 | 17 | 1 | 7 | 12 | 13 | 1 | 4 | 5 | 2 | 1 | 1 | 3 | 1 | 6 |
| 10 | Darius Garland | G | 38:57 | 7 | 18 | 3 | 9 | 7 | 7 | 1 | 3 | 4 | 7 | 4 | 0 | 5 | 0 | 6 |

| | | | | | | | | | | | | | | | | | | |
|----|----------------|-------|--------------------|----|---|---|---|---|---|----|----|---|---|---|---|---|----|----|
| 0 | Kevin Love | 20:04 | 4 | 10 | 2 | 8 | 0 | 0 | 0 | 10 | 10 | 1 | 1 | 0 | 1 | 1 | 22 | 10 |
| 16 | Cedi Osman | 19:15 | 3 | 5 | 1 | 3 | 2 | 2 | 0 | 1 | 1 | 1 | 1 | 0 | 0 | 0 | 19 | 9 |
| 32 | Dean Wade | 24:50 | 1 | 3 | 0 | 2 | 0 | 0 | 1 | 5 | 6 | 1 | 4 | 1 | 0 | 1 | 13 | 2 |
| 35 | Isaac Okoro | 05:56 | 0 | 1 | 0 | 0 | 0 | 0 | 0 | 0 | 0 | 1 | 0 | 0 | 0 | 0 | -2 | 0 |
| 21 | Mamadi Diakite | 06:04 | 0 | 0 | 0 | 0 | 3 | 4 | 0 | 0 | 0 | 1 | 0 | 0 | 0 | 0 | 2 | 3 |
| 33 | Robin Lopez | DNP | - Coach's Decision | | | | | | | | | | | | | | | |
| 19 | Raul Neto | DNP | - Coach's Decision | | | | | | | | | | | | | | | |
| 8 | Lamar Stevens | DNP | - Coach's Decision | | | | | | | | | | | | | | | |

| | | | | | | | | | | | | | | | | | | |
|--------|-----|-----|-------|----|----|----|---|----|----|----|----|---|----|---|----|-----|--|--|
| 240:00 | 37 | 84 | 8 | 32 | 32 | 36 | 9 | 39 | 48 | 19 | 20 | 7 | 12 | 6 | 14 | 114 | | |
| | 44% | 25% | 88.9% | | | | | | | | | | | | | | | |
| | | | | | | | | | | | | | | | | | | |

HOME: LOS ANGELES LAKERS (2-7)

| | POS | MIN | FG | FGA | 3P | 3PA | FT | FTA | OR | DR | TOT | A | PF | ST | TO | BS | +/- | PTS | |
|----|------------------|-----|-------|-----|----|-----|----|-----|----|----|-----|----|----|----|----|----|-----|-----|----|
| 7 | Troy Brown Jr. | F | 29:36 | 5 | 12 | 2 | 5 | 0 | 0 | 2 | 4 | 6 | 0 | 2 | 0 | 1 | 0 | -8 | 12 |
| 6 | LeBron James | F | 33:49 | 13 | 23 | 1 | 4 | 0 | 3 | 2 | 5 | 7 | 4 | 0 | 0 | 1 | 0 | -8 | 27 |
| 3 | Anthony Davis | C | 32:45 | 7 | 12 | 0 | 0 | 5 | 9 | 3 | 9 | 12 | 4 | 0 | 1 | 1 | -7 | 19 | |
| 4 | Lonnie Walker IV | G | 19:25 | 3 | 7 | 0 | 3 | 0 | 0 | 0 | 1 | 1 | 1 | 5 | 0 | 0 | -10 | 6 | |
| 12 | Kendrick Nunn | G | 18:22 | 0 | 5 | 0 | 4 | 0 | 0 | 1 | 2 | 3 | 2 | 0 | 1 | 1 | 0 | -3 | 0 |

| | | | | | | | | | | | | | | | | | | |
|----|-----------------------|---|---|----|---|---|---|---|---|---|---|----|---|---|---|---|-----|----|
| 0 | Russell Westbrook | 31:49 | 6 | 13 | 3 | 5 | 4 | 5 | 1 | 2 | 3 | 10 | 3 | 2 | 7 | 1 | -8 | 19 |
| 15 | Austin Reaves | 25:25 | 0 | 2 | 0 | 1 | 1 | 1 | 0 | 4 | 4 | 0 | 3 | 0 | 2 | 1 | -12 | 1 |
| 95 | Juan Toscano-Anderson | 11:42 | 1 | 2 | 0 | 1 | 0 | 0 | 0 | 1 | 1 | 2 | 0 | 0 | 0 | 0 | -3 | 2 |
| 37 | Matt Ryan | 17:02 | 2 | 6 | 2 | 3 | 2 | 3 | 0 | 2 | 2 | 2 | 3 | 1 | 1 | 0 | -7 | 8 |
| 35 | Wenyen Gabriel | 15:15 | 2 | 4 | 0 | 1 | 0 | 0 | 1 | 3 | 4 | 0 | 3 | 0 | 1 | 1 | -7 | 4 |
| 10 | Max Christie | 04:50 | 1 | 1 | 0 | 0 | 0 | 0 | 0 | 0 | 0 | 1 | 0 | 0 | 0 | 0 | 3 | 2 |
| 21 | Patrick Beverley | DND - Injury/Illness - Non-Covid; Illness | | | | | | | | | | | | | | | | |
| 30 | Damian Jones | DNP - Coach's Decision | | | | | | | | | | | | | | | | |

| | | | | | | | | | | | | | | | | | | |
|--------|-----|-------|-------|----|----|----|----|----|----|----|----|---|----|---|-----|-----|--|--|
| 240:00 | 40 | 87 | 8 | 27 | 12 | 21 | 10 | 33 | 43 | 24 | 26 | 4 | 16 | 4 | -14 | 100 | | |
| | 46% | 29.6% | 57.1% | | | | | | | | | | | | | | | |
| | | | | | | | | | | | | | | | | | | |

SCORE BY PERIOD

| PERIOD | 1 | 2 | 3 | 4 | FINAL |
|-----------|----|----|----|----|-------|
| Cavaliers | 30 | 28 | 29 | 27 | 114 |
| Lakers | 36 | 28 | 16 | 20 | 100 |

Inactive: Cavaliers - Mobley (G League - Two-Way), Rubio (Injury/Illness - Left Knee: ACL Surgery), Windler (Injury/Illness - Right Ankle: Sprain)
Inactive: Lakers - Bryant (Injury/Illness - Left Udd: Repair), Phippen Jr. (G League - Two-Way), Schroder (Injury/Illness - Right Udd: Repair), Swider (G League - Two-Way)
Points in the Paint: Cavaliers 48 (24/48), LAKERS 56 (28/43)
2nd Chance Points: Cavaliers 16 (6/16), LAKERS 16 (8/16)
Fast Break Points: Cavaliers 15 (6/13), LAKERS 16 (7/11)
Biggest Lead: Cavaliers 17, LAKERS 12
Lead Changes: 3
Times Tied: 3Technical fouls - Individual
Cavaliers (0): NONE
LAKERS (1): Schroder 5:38 4th
Technical fouls - Defensive Three Seconds
Cavaliers (0): NONE
LAKERS (1): Toscano-Anderson 6:17 1st

Copyright (c) 2022-2023 NBA Properties, INC. All Rights Reserved

NATIONAL BASKETBALL ASSOCIATION

OFFICIAL SCORER'S REPORT
FINAL BOXMonday, November 7, 2022 Crypto.com Arena, Los Angeles, CA
Officials: #58 Josh Thiven, #44 Brett Nansel, #78 Evan ScottGame Duration: 2:18
Attendance: 16516

VISITOR: Cleveland Cavaliers (8-2)

| | POS | MIN | FG | FGA | 3P | 3PA | FT | FTA | OR | DR | TOT | A | PF | ST | TO | BS | +/- | PTS | |
|----|------------------|-----|-------|-----|----|-----|----|-----|----|----|-----|----|----|----|----|----|-----|-----|----|
| 3 | Caris LeVert | F | 36:25 | 2 | 8 | 0 | 2 | 0 | 0 | 1 | 5 | 6 | 5 | 3 | 0 | 1 | 0 | 1 | 4 |
| 4 | Evan Mobley | F | 33:41 | 12 | 18 | 0 | 2 | 2 | 3 | 5 | 8 | 1 | 6 | 0 | 3 | 0 | 0 | -20 | 26 |
| 31 | Jarrett Allen | C | 32:53 | 4 | 10 | 0 | 0 | 2 | 3 | 4 | 16 | 20 | 3 | 0 | 2 | 0 | 2 | 3 | 10 |
| 45 | Donovan Mitchell | G | 38:36 | 10 | 15 | 8 | 11 | 2 | 3 | 0 | 1 | 1 | 2 | 5 | 0 | 3 | 0 | -2 | 30 |
| 10 | Darius Garland | G | 37:48 | 8 | 17 | 2 | 9 | 1 | 3 | 1 | 0 | 1 | 12 | 1 | 1 | 5 | 0 | -2 | 19 |

| | | | | | | | | | | | | | | | | | | | |
|----|----------------|------------------------|---|---|---|---|---|---|---|---|---|---|---|---|---|---|----|----|---|
| 0 | Kevin Love | 25:06 | 4 | 8 | 4 | 8 | 5 | 6 | 1 | 7 | 8 | 4 | 1 | 1 | 3 | 0 | 16 | 17 | |
| 32 | Dean Wade | 14:34 | 2 | 4 | 2 | 3 | 0 | 0 | 0 | 0 | 1 | 1 | 0 | 2 | 1 | 0 | 0 | -1 | 6 |
| 16 | Cedi Osman | 03:24 | 1 | 1 | 0 | 0 | 0 | 0 | 0 | 0 | 0 | 0 | 0 | 0 | 0 | 0 | 0 | -5 | 2 |
| 35 | Isaac Okoro | 17:33 | 0 | 2 | 0 | 0 | 0 | 3 | 4 | 0 | 3 | 3 | 2 | 3 | 1 | 2 | 0 | 0 | 3 |
| 21 | Mamadi Diakite | DNP - Coach's Decision | | | | | | | | | | | | | | | | | |
| 33 | Robin Lopez | DNP - Coach's Decision | | | | | | | | | | | | | | | | | |
| 19 | Raul Neto | DNP - Coach's Decision | | | | | | | | | | | | | | | | | |
| 8 | Lamar Stevens | DNP - Coach's Decision | | | | | | | | | | | | | | | | | |

| | | | | | | | | | | | | | | | | |
|--------|-------|----|-------|----|-------|----|----|----|----|-----------|----|---|----|---|---------------------|-----|
| 240:00 | 43 | 83 | 16 | 33 | 15 | 21 | 10 | 38 | 48 | 29 | 21 | 6 | 17 | 2 | -2 | 117 |
| | 51.8% | | 48.5% | | 71.4% | | | | | TM REB: 7 | | | | | TOT TO: 17 (25 PTS) | |

HOME: LA CLIPPERS (6-5)

| | POS | MIN | FG | FGA | 3P | 3PA | FT | FTA | OR | DR | TOT | A | PF | ST | TO | BS | +/- | PTS | |
|----|-------------------|-----|-------|-----|----|-----|----|-----|----|----|-----|---|----|----|----|----|-----|-----|----|
| 8 | Marcus Morris Sr. | F | 37:54 | 7 | 16 | 4 | 11 | 2 | 2 | 0 | 6 | 6 | 1 | 2 | 0 | 0 | 1 | 4 | 20 |
| 13 | Paul George | F | 39:41 | 10 | 20 | 5 | 11 | 1 | 3 | 0 | 5 | 5 | 3 | 2 | 1 | 1 | 0 | -4 | 26 |
| 40 | Ivica Zubac | C | 33:02 | 2 | 7 | 0 | 0 | 6 | 8 | 4 | 5 | 9 | 0 | 1 | 1 | 0 | 1 | -15 | 10 |
| 14 | Terance Mann | G | 30:22 | 6 | 9 | 1 | 2 | 3 | 4 | 0 | 4 | 4 | 5 | 1 | 2 | 1 | 0 | 20 | 16 |
| 1 | Reggie Mann | G | 36:14 | 6 | 11 | 2 | 5 | 4 | 4 | 0 | 2 | 2 | 7 | 4 | 0 | 0 | -2 | 18 | |

| | | | | | | | | | | | | | | | | | | |
|----|--------------------|------------------------|---|---|---|---|---|---|---|---|---|---|---|---|---|---|----|----|
| 24 | Norman Powell | 27:33 | 5 | 6 | 1 | 1 | 6 | 7 | 0 | 1 | 1 | 0 | 5 | 2 | 0 | 0 | 3 | 17 |
| 5 | Luke Kennard | 12:39 | 2 | 4 | 2 | 4 | 0 | 0 | 0 | 0 | 0 | 0 | 1 | 2 | 0 | 0 | -3 | 6 |
| 33 | Nicolas Batum | 15:15 | 1 | 4 | 1 | 3 | 0 | 0 | 0 | 0 | 4 | 3 | 1 | 0 | 2 | 0 | 6 | 3 |
| 23 | Robert Covington | 07:20 | 1 | 2 | 1 | 1 | 0 | 0 | 0 | 0 | 0 | 0 | 2 | 0 | 1 | 0 | 1 | 3 |
| 4 | Brandon Boston Jr. | DNP - Coach's Decision | | | | | | | | | | | | | | | | |
| 9 | Moses Brown | DNP - Coach's Decision | | | | | | | | | | | | | | | | |
| 7 | Amir Coffey | DNP - Coach's Decision | | | | | | | | | | | | | | | | |
| 0 | Jason Preston | DNP - Coach's Decision | | | | | | | | | | | | | | | | |

| | | | | | | | | | | | | | | | | |
|--------|-------|----|-------|----|----|-------|---|----|----|-----------|----|---|---|---|---|--------------------|
| 240:00 | 40 | 79 | 17 | 38 | 22 | 28 | 4 | 27 | 31 | 19 | 19 | 8 | 9 | 2 | 2 | 119 |
| | 50.6% | | 44.7% | | | 78.6% | | | | TM REB: 5 | | | | | | TOT TO: 9 (10 PTS) |

SCORE BY PERIOD

| PERIOD | 1 | 2 | 3 | 4 | FINAL |
|-----------|----|----|----|----|-------|
| Cavaliers | 37 | 27 | 23 | 30 | 117 |
| Clippers | 31 | 33 | 24 | 31 | 119 |

Inactive: Cavaliers - Mobley (G League - Two-Way), Rubio (Injury/Illness - Left Knee: ACL Surgery), Windler (Injury/Illness - Right Ankle: Sprain)
Inactive: Clippers - Disabate (G League - Two-Way), Leonard (Injury/Illness - Right Knee: Injury Management), Wall (Injury/Illness - Left Knee: Injury Management)
Points in the Paint: Cavaliers 46 (23/41), CLIPPERS 34 (17/29)
2nd Chance Points: Cavaliers 8 (3/8), CLIPPERS 4 (2/5)
Fast Break Points: Cavaliers 18 (7/11), CLIPPERS 7 (3/5)
Biggest Lead: Cavaliers 13, CLIPPERS 4
Lead Changes: 17
Times Tied: 7Technical fouls - Defensive Three Seconds
Cavaliers (0): NONE
CLIPPERS (1): Zubac 8:14 1st

Copyright (c) 2022-2023 NBA Properties, INC. All Rights Reserved

NATIONAL BASKETBALL ASSOCIATION

OFFICIAL SCORER'S REPORT
FINAL BOXWednesday, November 9, 2022 Golden 1 Center, Sacramento, CA
Officials: #46 Ben Taylor, #33 Sean Corbin, #85 Robert HusseyGame Duration: 2:13
Attendance: 13816

VISITOR: Cleveland Cavaliers (8-3)

| Player | | POS | MIN | FG | FGA | 3P | 3PA | FT | FTA | OR | DR | TOT | A | PF | ST | TO | BS | +/- | PTS |
|--------|------------------|-----|-------|----|-----|----|-----|----|-----|----|----|-----|---|----|----|----|----|-----|-----|
| 3 | Caris LeVert | F | 38:21 | 9 | 18 | 1 | 3 | 2 | 2 | 4 | 6 | 10 | 6 | 3 | 2 | 5 | 0 | -10 | 21 |
| 4 | Evan Mobley | F | 35:45 | 7 | 10 | 0 | 0 | 2 | 3 | 1 | 5 | 6 | 0 | 3 | 1 | 2 | 0 | -1 | 16 |
| 31 | Jarrett Allen | C | 32:50 | 7 | 11 | 0 | 0 | 6 | 7 | 2 | 5 | 7 | 1 | 4 | 0 | 1 | 1 | -13 | 20 |
| 45 | Danovon Mitchell | G | 38:59 | 16 | 28 | 6 | 14 | 0 | 0 | 3 | 2 | 5 | 4 | 3 | 1 | 3 | 0 | -8 | 38 |
| 10 | Darius Garland | G | 33:54 | 1 | 9 | 1 | 4 | 3 | 4 | 0 | 0 | 0 | 8 | 3 | 0 | 4 | 0 | -6 | 6 |

| | | | | | | | | | | | | | | | | | | |
|----|---------------|------------------------|-----|----|----|----|----|----|----|----|----|----|----|----|----|---|----|-----|
| 16 | Cedi Osman | 15:14 | 3 | 4 | 1 | 1 | 0 | 0 | 0 | 3 | 3 | 2 | 1 | 0 | 1 | 0 | 1 | 7 |
| 33 | Robin Lopez | 03:21 | 0 | 0 | 0 | 0 | 0 | 0 | 1 | 0 | 1 | 1 | 1 | 0 | 0 | 0 | -3 | 0 |
| 0 | Kevin Love | 21:09 | 2 | 5 | 1 | 3 | 4 | 4 | 1 | 7 | 8 | 2 | 2 | 0 | 2 | 0 | 2 | 9 |
| 35 | Isaac Okoro | 06:23 | 0 | 0 | 0 | 0 | 0 | 0 | 0 | 0 | 0 | 0 | 0 | 0 | 0 | 0 | -5 | 0 |
| 32 | Dean Wade | 14:24 | 1 | 3 | 0 | 1 | 0 | 0 | 0 | 2 | 2 | 0 | 3 | 0 | 0 | 0 | 8 | 3 |
| 19 | Raul Neto | DNP - Coach's Decision | | | | | | | | | | | | | | | | |
| 8 | Lamar Stevens | DNP - Coach's Decision | | | | | | | | | | | | | | | | |
| | | | 240 | 46 | 86 | 31 | 26 | 17 | 20 | 15 | 30 | 20 | 24 | 34 | 18 | 1 | -2 | 120 |

| | | | | | | | | | | | | | | | | | | |
|------------------------------|-------|-------|----|----|----|----|----|----|----|----|----|---|----|---|----|-----|--|--|
| 240:00 | 46 | 96 | 11 | 26 | 17 | 20 | 12 | 30 | 42 | 24 | 23 | 4 | 18 | 1 | -7 | 120 | | |
| | 53.5% | 42.3% | | | | | | | | | | | | | | | | |
| HOME: SACRAMENTO KINGS (4-6) | | | | | | | | | | | | | | | | | | |

HOME: SACRAMENTO KINGS (4-6)



NATIONAL BASKETBALL ASSOCIATION

OFFICIAL SCORER'S REPORT
FINAL BOXSunday, November 13, 2022 Rocket Mortgage FieldHouse, Cleveland, OH
Officials: #77 Karl Lane, #37 Eric Dalen, #88 Matt KaliloGame Duration: 2:31
Attendance: 19432 (Sellout)

VISITOR: Minnesota Timberwolves (6-8)

| | | POS | MIN | FG | FGA | 3P | 3PA | FT | FTA | OR | DR | TOT | A | PF | ST | TO | BS | +/- | PTS | |
|----|--------------------|-----|--------------------|-------|-----|----|-----|----|-----|----|----|-----|----|----|----|----|----|-----|-----|---|
| 3 | Jaden McDaniels | F | 30:55 | 4 | 9 | 1 | 2 | 0 | 2 | 2 | 0 | 2 | 0 | 2 | 6 | 1 | 0 | 1 | -13 | 9 |
| 32 | Karl-Anthony Towns | F | 36:37 | 11 | 16 | 3 | 6 | 4 | 6 | 2 | 11 | 13 | 3 | 5 | 1 | 2 | 1 | 15 | 29 | |
| 27 | Rudy Gobert | C | 33:18 | 5 | 10 | 0 | 0 | 5 | 8 | 4 | 9 | 13 | 1 | 3 | 1 | 3 | 2 | -13 | 15 | |
| 1 | Anthony Edwards | G | 31:08 | 5 | 13 | 0 | 3 | 0 | 0 | 7 | 7 | 1 | 5 | 0 | 4 | 0 | 0 | -11 | 10 | |
| 0 | D'Angelo Russell | G | 35:10 | 11 | 13 | 4 | 5 | 4 | 6 | 0 | 2 | 2 | 11 | 2 | 1 | 2 | 0 | 19 | 30 | |
| 5 | Kyle Anderson | | 21:28 | 2 | 5 | 2 | 2 | 0 | 0 | 0 | 3 | 3 | 5 | 3 | 1 | 0 | 0 | 17 | 6 | |
| 12 | Taurean Prince | | 21:47 | 4 | 6 | 1 | 2 | 10 | 10 | 1 | 1 | 2 | 1 | 2 | 0 | 0 | 0 | 6 | 19 | |
| 6 | Jordan McLaughlin | | 14:31 | 1 | 4 | 0 | 1 | 0 | 0 | 2 | 2 | 4 | 6 | 0 | 0 | 2 | 0 | 7 | 2 | |
| 25 | Austin Rivers | | 00:26 | 0 | 0 | 0 | 0 | 0 | 0 | 0 | 0 | 0 | 0 | 1 | 0 | 0 | 0 | 1 | 0 | |
| 4 | Jaylen Nowell | | 14:40 | 3 | 6 | 1 | 3 | 2 | 2 | 0 | 1 | 1 | 2 | 3 | 0 | 0 | 0 | -3 | 9 | |
| 10 | Bryn Forbes | DNP | - Coach's Decision | | | | | | | | | | | | | | | | | |
| 55 | Luka Garza | DNP | - Coach's Decision | | | | | | | | | | | | | | | | | |
| 13 | Nathan Knight | DNP | - Coach's Decision | | | | | | | | | | | | | | | | | |
| | | | 240:00 | 46 | 82 | 12 | 24 | 25 | 34 | 11 | 36 | 47 | 30 | 30 | 5 | 13 | 4 | 5 | 129 | |
| | | | | 56.1% | | | | | | | | | | | | | | | | |

HOME: CLEVELAND CAVALIERS (8-5)

| | POS | MIN | FG | FGA | 3P | 3PA | FT | FTA | OR | DR | TOT | A | PF | ST | TO | BS | +/- | PTS | |
|------------------------|-----|-------|-----|-------|----|-----|----|-----|----|----|-----|---|----|----|----|-----|-----|-----|----|
| 8 Lamar Stevens | F | 30:18 | 5 | 10 | 0 | 1 | 5 | 6 | 2 | 4 | 6 | 1 | 2 | 0 | 0 | 0 | 0 | -2 | 15 |
| 0 Kevin Love | F | 29:08 | 3 | 11 | 3 | 8 | 5 | 2 | 3 | 5 | 4 | 3 | 0 | 1 | 0 | 0 | 4 | 14 | 4 |
| 4 Evan Mobley | C | 32:12 | 1 | 4 | 0 | 0 | 2 | 6 | 5 | 8 | 13 | 3 | 4 | 2 | 3 | 0 | -14 | 4 | 4 |
| 3 Caris LeVert | G | 27:35 | 6 | 12 | 1 | 2 | 0 | 5 | 3 | 2 | 5 | 1 | 0 | 2 | 1 | 0 | -13 | 13 | 3 |
| 10 Darius Garland | G | 40:01 | 16 | 31 | 10 | 15 | 9 | 13 | 1 | 1 | 2 | 6 | 3 | 2 | 2 | 0 | 6 | 51 | 1 |
| 19 Raul Neto | | 05:25 | 0 | 1 | 0 | 0 | 0 | 0 | 0 | 0 | 0 | 0 | 0 | 0 | 0 | 0 | 0 | -17 | 0 |
| 33 Robin Lopez | | 16:15 | 2 | 4 | 0 | 0 | 1 | 1 | 0 | 2 | 2 | 2 | 0 | 0 | 0 | 0 | 0 | 6 | 5 |
| 16 Cedi Osman | | 27:41 | 4 | 10 | 2 | 4 | 6 | 0 | 4 | 4 | 2 | 4 | 0 | 1 | 0 | -1 | 14 | 4 | 4 |
| 21 Mamadi Diakite | | 02:34 | 0 | 2 | 0 | 0 | 0 | 0 | 0 | 0 | 0 | 1 | 0 | 0 | 0 | 0 | -9 | 0 | 0 |
| 35 Isaac Okoro | | 28:51 | 3 | 4 | 1 | 2 | 1 | 2 | 3 | 0 | 3 | 1 | 2 | 2 | 1 | 0 | 15 | 8 | 0 |
| DNP - Coach's Decision | | | | | | | | | | | | | | | | | | | |
| 240:00 | 40 | 89 | 17 | 34 | 27 | 39 | 16 | 24 | 40 | 22 | 22 | 6 | 10 | 1 | -5 | 124 | | | |
| | | 44.9% | 50% | 69.2% | | | | | | | | | | | | | | | |

SCORE BY PERIOD

| PERIOD | 1 | 2 | 3 | 4 | FINAL |
|---|----|----|----|----|-------|
| Timberwolves | 40 | 27 | 37 | 25 | 129 |
| CAVALIERS | 20 | 30 | 34 | 40 | 124 |
| Inactive: Timberwolves - Minotti (G League - On Assignment), Moore Jr. (G League - On Assignment), Reid (Injury/Illness - NA: Illness) | | | | | |
| Inactive: Cavaliers - Allen (Injury/Illness - Left Ankle: Soreness), Mitchell (Injury/Illness - Right Ankle: Strain), Rubio (Injury/Illness - Left Knee: ACL Surgery), Wade (Injury/Illness - Right Knee: Soreness), Windler (Injury/Illness - Right Ankle: Strain) | | | | | |
| Points in the Paint: Timberwolves 54 (27/55), CAVALIERS 42 (21/46) | | | | | |
| 2nd Chance Points: Timberwolves 6 (1/7), CAVALIERS 22 (8/35) | | | | | |
| Fast Break Points: Timberwolves 16 (8/8), CAVALIERS 4 (2/7) | | | | | |
| Technical fouls - Individual: Timberwolves (1): McDaniels 1:28 4th | | | | | |
| CAVALIERS (1): Garland 12:00 3rd | | | | | |
| Technical fouls - Bench: Timberwolves (0): NONE | | | | | |
| CAVALIERS (1): 12:00 3rd | | | | | |
| Flagrant Fouls: Timberwolves (1): 7:52 2nd McDaniels-FLG1 | | | | | |
| CAVALIERS (0): NONE | | | | | |
| MEMO: Darius Garland Career High in 3 point made | | | | | |
| MEMO: Lamar Stevens sets season high in points | | | | | |
| MEMO: Karl-Anthony Towns ties season high in rebounds | | | | | |
| MEMO: D'Angelo Russell sets season high in points | | | | | |
| MEMO: Darius Garland sets career high in points | | | | | |

Copyright (c) 2022-2023 NBA Properties, Inc. All Rights Reserved.

NATIONAL BASKETBALL ASSOCIATION

OFFICIAL SCORER'S REPORT
FINAL BOXWednesday, November 16, 2022 Fiserv Forum, Milwaukee, WI
Officials: #8 Marc Davis, #50 Gediminas Petraitis, #31 Scott WallGame Duration: 2:07
Attendance: 17341 (Sellout)

VISITOR: Cleveland Cavaliers (8-6)

| | POS | MIN | FG | FGA | 3P | 3PA | FT | FTA | OR | DR | TOT | A | PF | ST | TO | BS | +/- | PTS | |
|---------------------|-----|-------|-------|-----|-------|-------|----|-----|----|---------|-----|----|----|----|----|-----|------------------|-----|----|
| 3 Caris LeVert | F | 19:36 | 1 | 5 | 0 | 2 | 2 | 0 | 0 | 2 | 2 | 2 | 3 | 2 | 0 | 1 | 0 | -8 | 2 |
| 8 Lamar Stevens | F | 33:45 | 3 | 10 | 2 | 3 | 2 | 2 | 3 | 2 | 5 | 0 | 3 | 0 | 0 | 4 | 0 | -16 | 10 |
| 4 Evan Mobley | C | 31:09 | 9 | 14 | 0 | 0 | 2 | 4 | 3 | 4 | 7 | 2 | 3 | 1 | 0 | 2 | 0 | -13 | 20 |
| 45 Donovan Mitchell | G | 34:26 | 7 | 19 | 3 | 9 | 6 | 6 | 0 | 2 | 2 | 3 | 1 | 2 | 2 | 0 | 0 | -17 | 23 |
| 10 Darius Garland | G | 34:47 | 8 | 20 | 5 | 9 | 2 | 3 | 0 | 4 | 4 | 8 | 1 | 1 | 1 | 1 | 1 | -1 | 23 |
| 0 Kevin Love | | 19:43 | 1 | 3 | 1 | 3 | 2 | 2 | 0 | 7 | 7 | 3 | 2 | 0 | 1 | 0 | -4 | 5 | |
| 16 Cedi Osman | | 13:12 | 2 | 2 | 0 | 0 | 0 | 0 | 0 | 2 | 2 | 2 | 1 | 0 | 1 | 0 | -4 | 4 | |
| 35 Isaac Okoro | | 24:50 | 2 | 3 | 0 | 0 | 0 | 0 | 0 | 0 | 0 | 1 | 3 | 2 | 1 | 0 | -9 | 4 | |
| 33 Robin Lopez | | 13:41 | 0 | 2 | 0 | 0 | 0 | 0 | 0 | 0 | 1 | 1 | 0 | 1 | 0 | 0 | -3 | 0 | |
| 15 Isaiah Mobley | | 04:57 | 1 | 2 | 0 | 0 | 0 | 0 | 0 | 3 | 3 | 0 | 1 | 1 | 0 | 0 | 0 | 2 | |
| 19 Raul Neto | | 04:57 | 0 | 1 | 0 | 1 | 0 | 0 | 0 | 0 | 0 | 0 | 0 | 0 | 0 | 0 | 0 | 0 | |
| 21 Mamadi Diakite | | 04:57 | 2 | 3 | 1 | 1 | 0 | 0 | 0 | 1 | 1 | 0 | 0 | 0 | 1 | 0 | 0 | 5 | |
| 240:00 | | 36 | 84 | 12 | 28 | 14 | 17 | 6 | 28 | 34 | 22 | 18 | 7 | 8 | 7 | -15 | 98 | | |
| | | | 42.9% | | 42.9% | 82.4% | | | | TM REB: | | | | | | | TOT TO: (8:6PTS) | | |

HOME: MILWAUKEE BUCKS (11-3)

| | POS | MIN | FG | FGA | 3P | 3PA | FT | FTA | OR | DR | TOT | A | PF | ST | TO | BS | +/- | PTS | |
|----|------------------------|-----|--------|---------------------|-----|-------|----|-----|----|----|-----|----|----|----|----|----|-----|-----|-----|
| 3 | Giannis Antetokounmpo | F | 31:32 | 6 | 16 | 0 | 2 | 4 | 11 | 2 | 10 | 12 | 8 | 1 | 0 | 2 | 0 | 10 | 16 |
| 9 | Bobby Portis | F | 29:43 | 4 | 8 | 0 | 0 | 1 | 2 | 2 | 0 | 11 | 11 | 2 | 1 | 1 | 0 | 18 | 10 |
| 11 | Brook Lopez | C | 30:20 | 10 | 13 | 7 | 9 | 2 | 1 | 4 | 5 | 1 | 2 | 1 | 1 | 1 | 3 | 22 | 29 |
| 0 | MarJon Beauchamp | G | 26:38 | 1 | 8 | 0 | 3 | 0 | 0 | 4 | 1 | 5 | 1 | 2 | 0 | 2 | 0 | 7 | 2 |
| 5 | Jevon Carter | G | 31:51 | 5 | 10 | 1 | 3 | 0 | 0 | 1 | 3 | 4 | 8 | 2 | 1 | 1 | 2 | 27 | 11 |
| 13 | Jordan Nwora | | 28:40 | 6 | 10 | 5 | 9 | 4 | 6 | 0 | 3 | 3 | 1 | 0 | 1 | 3 | 1 | 10 | 21 |
| 3 | George Hill | | 18:59 | 3 | 6 | 1 | 4 | 0 | 0 | 1 | 2 | 3 | 3 | 4 | 0 | 2 | 0 | -5 | 7 |
| 20 | AJ Green | | 15:15 | 1 | 4 | 1 | 4 | 0 | 0 | 1 | 2 | 3 | 0 | 2 | 0 | 1 | 0 | -11 | 3 |
| 25 | Serge Ibaka | | 17:33 | 4 | 6 | 1 | 2 | 0 | 0 | 2 | 2 | 4 | 1 | 1 | 0 | 1 | 0 | -6 | 9 |
| 54 | Sandro Mamukelashvili | | 07:34 | 1 | 3 | 0 | 2 | 3 | 6 | 0 | 0 | 0 | 0 | 0 | 1 | 0 | 0 | 3 | 5 |
| 43 | Thanasis Antetokounmpo | | 07:55 | 0 | 0 | 0 | 0 | 0 | 0 | 1 | 1 | 2 | 1 | 0 | 0 | 1 | 0 | 0 | 0 |
| | | | 240:00 | 41 | 86 | 16 | 39 | 15 | 27 | 13 | 39 | 52 | 26 | 16 | 5 | 14 | 6 | 15 | 113 |
| | | | | 47.7% | 41% | 55.6% | | | | | | | | | | | | | |
| | | | | TM REB: 15 (10 PTS) | | | | | | | | | | | | | | | |

SCORE BY PERIOD

| PERIOD | 1 | 2 | 3 | 4 | FINAL |
|---|----|----|----|----|-------|
| Cavaliers | 37 | 23 | 18 | 20 | 98 |
| BUCKS | 34 | 27 | 34 | 18 | 113 |
| Inactive: Cavaliers - Allen (Injury/Illness - Illness: Non-Covid Related), Rubio (Injury/Illness - Left Knee: ACL Surgery), Wade (Injury/Illness - Right Knee: Soreness), Windler (Injury/Illness - Right Ankle: Strain) | | | | | |
| Inactive: Bucks - Allen (Injury/Illness - Right Ankle: Strain), Connaughton (Injury/Illness - Right Calf: Strain), Holiday (Injury/Illness - Right Ankle: Strain), Williams (Injury/Illness - Right Ankle: Strain), Middleton (Injury/Illness - Right Hamstring: Strain), Middleton (Injury/Illness - Left Wrist: Ligament Surgery) | | | | | |
| Points in the Paint: Cavaliers 36 (18/38), BUCKS 36 (18/35) | | | | | |
| 2nd Chance Points: Cavaliers 6 (3/7), BUCKS 21 (7/14) | | | | | |
| Fast Break Points: Cavaliers 6 (3/6), BUCKS 15 (7/10) | | | | | |
| Biggest Lead: Cavaliers 10, BUCKS 20 | | | | | |
| Lead Changes: 5 | | | | | |
| Times Tied: 5 | | | | | |

Copyright (c) 2022-2023 NBA Properties, Inc. All Rights Reserved.

NATIONAL BASKETBALL ASSOCIATION

OFFICIAL SCORER'S REPORT
FINAL BOXFriday, November 18, 2022 Rocket Mortgage FieldHouse, Cleveland, OH
Officials: #55 Bill Kennedy, #22 JB DeRosa, #18 Matt BolandGame Duration: 2:53
Attendance: 19432 (Sellout)

VISITOR: Charlotte Hornets (4-13)

| | POS | MIN | FG | FGA | 3P | 3PA | FT | FTA | OR | DR | TOT | A | PF | ST | TO | BS | +/- | PTS |
|--------------------|-----|-------|--|-----|----|-----|----|-----|----|----|-----|---|----|----|----|----|-----|-----|
| 20 Gordon Hayward | F | 42:21 | 5 | 14 | 2 | 4 | 1 | 2 | 2 | 2 | 4 | 6 | 7 | 2 | 1 | 0 | -1 | 13 |
| 25 P.J. Washington | F | 46:11 | 10 | 20 | 2 | 10 | 6 | 6 | 1 | 9 | 10 | 4 | 2 | 4 | 2 | 0 | -18 | 28 |
| 24 Mason Plumlee | C | 27:33 | 0 | 4 | 0 | 0 | 2 | 4 | 6 | 4 | 6 | 1 | 1 | 2 | 1 | -7 | 2 | |
| 12 Kelly Oubre Jr. | G | 38:45 | 12 | 21 | 5 | 9 | 5 | 1 | 3 | 3 | 0 | 6 | 3 | 2 | 0 | 6 | 34 | |
| 3 Terry Rozier | G | 48:46 | 11 | 32 | 5 | 16 | 1 | 1 | 3 | 2 | 5 | 5 | 4 | 1 | 3 | 0 | -12 | 28 |
| 2 James Bouknight | | 12:08 | 0 | 0 | 0 | 0 | 0 | 0 | 0 | 2 | 2 | 1 | 3 | 0 | 1 | 0 | -5 | 0 |
| 6 Jalen McDaniels | | 23:28 | 0 | 2 | 0 | 2 | 2 | 2 | 1 | 1 | 2 | 1 | 5 | 0 | 1 | 1 | -14 | 2 |
| 9 Theo Maledon | | 13:29 | 0 | 5 | 0 | 2 | 0 | 0 | 0 | 2 | 2 | 2 | 0 | 1 | 2 | -4 | -3 | 0 |
| 4 Nick Richards | | 30:16 | 5 | 10 | 0 | 3 | 4 | 6 | 8 | 14 | 0 | 4 | 1 | 0 | 3 | -3 | 13 | |
| 23 Kai Jones | | 07:03 | 1 | 2 | 0 | 1 | 0 | 0 | 1 | 2 | 3 | 0 | 1 | 0 | 0 | 10 | 2 | |
| 7 Bryce McGowens | | DNP | - Coach's Decision | | | | | | | | | | | | | | | |
| 21 JT Thor | | DNP | - Coach's Decision | | | | | | | | | | | | | | | |
| | | | 290:00 44 110 14 44 20 24 17 36 53 24 33 11 14 6 -10 122 | | | | | | | | | | | | | | | |
| | | | 40% 31.8% 83.3% TM REB: 8 TOT: 10 (16 PTS) | | | | | | | | | | | | | | | |

HOME: CLEVELAND CAVALIERS (9-6)

| | POS | MIN | FG | FGA | 3P | 3PA | FT | FTA | OR | DR | TOT | A | PF | ST | TO | BS | +/- | PTS | |
|---------------------|------------------------|-------|----|-----|----|-----|----|-----|----|----|-----|---|----|----|----|----|-----|-----|-----|
| 8 Lamar Stevens | F | 29:00 | 1 | 5 | 0 | 2 | 1 | 2 | 0 | 3 | 3 | 3 | 1 | 3 | 1 | 0 | -15 | 3 | |
| 4 Evan Mobley | F | 45:26 | 9 | 14 | 0 | 3 | 4 | 5 | 13 | 18 | 5 | 4 | 1 | 1 | 2 | 1 | 15 | 21 | |
| 31 Jarrett Allen | C | 45:36 | 8 | 11 | 0 | 0 | 4 | 5 | 1 | 11 | 12 | 2 | 3 | 0 | 2 | 4 | 6 | 20 | |
| 45 Donovan Mitchell | G | 43:34 | 11 | 22 | 2 | 9 | 10 | 11 | 3 | 4 | 6 | 2 | 1 | 6 | 0 | 10 | 34 | 24 | |
| 16 Darius Garland | G | 45:14 | 16 | 26 | 1 | 6 | 1 | 1 | 8 | 1 | 1 | 1 | 1 | 1 | 1 | 1 | 15 | 35 | |
| 3 Chris LeVert | F | 30:19 | 1 | 8 | 0 | 2 | 2 | 2 | 0 | 3 | 3 | 2 | 0 | 0 | 0 | 0 | 8 | 4 | |
| 10 Kevin Love | F | 24:04 | 2 | 4 | 2 | 4 | 4 | 0 | 0 | 7 | 7 | 2 | 2 | 0 | 1 | 0 | -1 | 6 | |
| 16 Cedi Osman | F | 07:23 | 0 | 0 | 0 | 0 | 0 | 0 | 0 | 1 | 1 | 1 | 0 | 0 | 0 | 0 | 2 | 0 | |
| 35 Isaac Okoro | F | 16:21 | 1 | 2 | 1 | 2 | 0 | 0 | 0 | 1 | 1 | 1 | 0 | 5 | 0 | 1 | 0 | 2 | |
| 33 Robin Lopez | DNP - Coach's Decision | | | | | | | | | | | | | | | | | 3 | |
| 15 Isaiah Mobley | DNP - Coach's Decision | | | | | | | | | | | | | | | | | | |
| 19 Raul Neto | DNP - Coach's Decision | | | | | | | | | | | | | | | | | | |
| | | 26:00 | 18 | 32 | 4 | 10 | 10 | 16 | 26 | 32 | 7 | 4 | 50 | 26 | 26 | 9 | 8 | 10 | 131 |



NATIONAL BASKETBALL ASSOCIATION

OFFICIAL SCORER'S REPORT
FINAL BOXMonday, November 28, 2022 Scotiabank Arena, Toronto, ON
Officials: #25 Tony Brothers, #37 Eric Dalen, #21 Dedic TaylorGame Duration: 2:00
Attendance: 19800 (Sellout)

VISITOR: Cleveland Cavaliers (13-8)

| | POS | MIN | FG | FGA | 3P | 3PA | FT | FTA | OR | DR | TOT | A | PF | ST | TO | BS | +/- | PTS |
|---------------------|-----|--|----|-----|----|-----|----|-----|----|----|-----|----|----|----|----|----|-----|-----|
| 35 Isaac Okoro | F | 32:10 | 1 | 11 | 0 | 5 | 0 | 0 | 4 | 1 | 5 | 1 | 2 | 1 | 1 | 0 | -13 | 2 |
| 32 Dean Wade | F | 28:22 | 3 | 10 | 2 | 6 | 0 | 0 | 1 | 5 | 8 | 1 | 4 | 1 | 0 | 0 | -8 | 8 |
| 4 Evan Mobley | C | 32:30 | 7 | 14 | 0 | 4 | 6 | 3 | 12 | 15 | 1 | 1 | 1 | 1 | 2 | 0 | -8 | 18 |
| 45 Donovan Mitchell | G | 25:28 | 3 | 11 | 1 | 5 | 1 | 1 | 0 | 1 | 1 | 2 | 1 | 0 | 0 | 0 | -21 | 8 |
| 10 Darius Garland | G | 33:07 | 7 | 11 | 2 | 5 | 2 | 2 | 1 | 3 | 4 | 10 | 3 | 2 | 1 | 0 | -8 | 18 |
| 3 Caris LeVert | | 29:19 | 2 | 9 | 1 | 4 | 3 | 4 | 1 | 5 | 6 | 3 | 2 | 0 | 2 | 0 | -12 | 8 |
| 33 Robin Lopez | | 17:48 | 3 | 6 | 0 | 0 | 3 | 3 | 2 | 1 | 3 | 2 | 2 | 0 | 1 | 0 | -9 | 9 |
| 16 Cedi Osman | | 28:06 | 4 | 12 | 1 | 8 | 0 | 0 | 0 | 2 | 2 | 2 | 2 | 1 | 2 | 0 | 6 | 9 |
| 15 Isaiah Mobley | | 06:35 | 1 | 2 | 0 | 0 | 0 | 0 | 1 | 3 | 4 | 0 | 0 | 0 | 0 | 0 | 7 | 2 |
| 19 Raul Neto | | 06:35 | 3 | 4 | 0 | 1 | 0 | 0 | 0 | 1 | 1 | 1 | 1 | 0 | 0 | 0 | 7 | 6 |
| 31 Jarrett Allen | | DND - Injury/Illness - Low Back; Confusion | | | | | | | | | | | | | | | | |
| | | 240:00 | 34 | 90 | 7 | 38 | 13 | 16 | 13 | 34 | 47 | 21 | 18 | 7 | 9 | 3 | -12 | 88 |

HOME: TORONTO RAPTORS (11-9)

| HOME - TORONTO RAPTORS (H) | POS | MIN | FG | FGA | 3P | 3PA | FT | FTA | OR | DR | TOT | A | PF | ST | TO | BS | +/- | PTS |
|----------------------------|-----|------------------------|----|-----|----|-----|----|-------|----|----|-----|----|----|----|----|----|-----|-----|
| 41 Juancho Hernangomez | F | 20:25 | 2 | 3 | 1 | 1 | 0 | 0 | 0 | 6 | 6 | 0 | 1 | 0 | 0 | 1 | -1 | 5 |
| 43 Pascal Siakam | F | 30:11 | 7 | 14 | 1 | 3 | 3 | 4 | 1 | 10 | 11 | 5 | 4 | 0 | 2 | 0 | 5 | 18 |
| 21 Thaddeus Young | C | 26:13 | 4 | 7 | 0 | 0 | 2 | 2 | 1 | 6 | 7 | 3 | 0 | 0 | 1 | 0 | 13 | 10 |
| 3 O.G. Anunoby | G | 36:44 | 8 | 13 | 4 | 6 | 0 | 0 | 0 | 1 | 1 | 2 | 1 | 1 | 0 | 1 | 16 | 20 |
| 32 Fred VanVleet | G | 32:29 | 5 | 15 | 3 | 6 | 0 | 0 | 0 | 2 | 2 | 5 | 2 | 1 | 2 | 0 | 24 | 13 |
| 4 Scottie Barnes | | 26:31 | 5 | 12 | 1 | 4 | 0 | 0 | 1 | 3 | 4 | 5 | 0 | 1 | 2 | 3 | 12 | 11 |
| 35 Christian Koloko | | 07:09 | 0 | 0 | 0 | 0 | 2 | 2 | 0 | 1 | 1 | 0 | 2 | 0 | 0 | 0 | 1 | 2 |
| 33 Gary Trent Jr. | | 25:52 | 4 | 9 | 2 | 5 | 4 | 5 | 2 | 5 | 7 | 1 | 4 | 1 | 3 | 0 | 2 | 14 |
| 25 Chris Boucher | | 21:45 | 1 | 4 | 0 | 1 | 3 | 4 | 0 | 2 | 2 | 0 | 2 | 0 | 0 | 0 | 5 | 5 |
| 24 Khem Birch | | 04:29 | 0 | 2 | 0 | 0 | 0 | 0 | 1 | 1 | 2 | 1 | 0 | 0 | 0 | 0 | -2 | 0 |
| 45 Dalano Banton | | 04:28 | 1 | 4 | 0 | 1 | 0 | 0 | 1 | 2 | 1 | 1 | 0 | 0 | 0 | 0 | -2 | 2 |
| 20 Jeff Dowling Jr. | | 01:52 | 0 | 0 | 0 | 0 | 0 | 0 | 0 | 0 | 0 | 0 | 0 | 0 | 0 | 0 | -4 | 0 |
| 22 Malachi Flynn | | 01:52 | 0 | 1 | 0 | 1 | 0 | 0 | 0 | 0 | 0 | 0 | 0 | 0 | 0 | 0 | -4 | 0 |
| 11 Justin Champagnie | | DNP - Coach's Decision | | | | | | | | | | | | | | | | |
| 8 Ron Harper Jr. | | DNP - Coach's Decision | | | | | | | | | | | | | | | | |
| | | 240:00 | 37 | 84 | 12 | 28 | 14 | 17 | 7 | 38 | 45 | 23 | 17 | 4 | 10 | 5 | 12 | 100 |
| | | | | | | | | 44% | | | | | | | | | | |
| | | | | | | | | 82.4% | | | | | | | | | | |

SCORE BY PERIOD

| PERIOD | 1 | 2 | 3 | 4 | FINAL |
|-----------|----|----|----|----|-------|
| Cavaliers | 24 | 19 | 24 | 21 | 88 |
| Raptors | 26 | 26 | 20 | 20 | 100 |

Inactive: Cavaliers - Diakite (G League - Two-Way), Love (Injury/Illness - Right Thumb; Fracture), Rubio (Injury/Illness - Left Knee; ACL Surgery), Stevens (Injury/Illness - Illness; Non-Covid-19), Windler (Injury/Illness - Right Ankle; Sprain), Porter Jr. (Injury/Illness - Left Foot; Second toe; dislocation)
Points in the Paint: Cavaliers 52 (26/45), RAPTORS 40 (20/45)
2nd Chance Points: Cavaliers 17 (6/11), RAPTORS 7 (2/8)
Fast Break Points: Cavaliers 19 (9/11), RAPTORS 18 (9/10)
Technical fouls - Defensive Three Seconds
Cavaliers (0) - NONE
Raptors (1) - Boucher 11:29 4th

Copyright (c) 2022-2023 NBA Properties, INC. All Rights Reserved

NATIONAL BASKETBALL ASSOCIATION

OFFICIAL SCORER'S REPORT
FINAL BOXWednesday, November 30, 2022 Rocket Mortgage FieldHouse, Cleveland, OH
Officials: #8 Marc Davis, #52 Scott Twardoski, #13 Ashley Moyer-GleichGame Duration: 2:02
Attendance: 19432 (Sellout)

VISITOR: Philadelphia 76ers (12-10)

| | POS | MIN | FG | FGA | 3P | 3PA | FT | FTA | OR | DR | TOT | A | PF | ST | TO | BS | +/- | PTS | |
|---------------------|-----|-------|-------|-----|-------|-----|-------|---------|----|----|-----|---|----|----|---------|----|-----|-----|-----|
| 12 Tobias Harris | F | 23:19 | 0 | 7 | 0 | 3 | 3 | 3 | 0 | 1 | 1 | 3 | 1 | 0 | 1 | 0 | 0 | -26 | 3 |
| 17 P.J. Tucker | F | 20:29 | 2 | 4 | 2 | 4 | 0 | 0 | 0 | 1 | 1 | 1 | 0 | 0 | 1 | 0 | 0 | -26 | 6 |
| 21 Joel Embiid | C | 28:31 | 6 | 16 | 0 | 0 | 7 | 9 | 3 | 3 | 6 | 6 | 2 | 3 | 1 | 0 | 0 | -12 | 19 |
| 8 De'Anthony Melton | C | 27:37 | 4 | 11 | 1 | 4 | 0 | 0 | 1 | 1 | 2 | 2 | 2 | 3 | 1 | 0 | 0 | -25 | 9 |
| 18 Shake Milton | G | 32:13 | 6 | 12 | 0 | 3 | 2 | 2 | 0 | 3 | 3 | 3 | 0 | 0 | 3 | 0 | 0 | -30 | 14 |
| 30 Furkan Korkmaz | | 13:03 | 1 | 4 | 0 | 3 | 2 | 2 | 0 | 1 | 1 | 0 | 0 | 0 | 1 | 0 | 0 | -5 | 4 |
| 20 Georges Niang | | 24:19 | 2 | 7 | 1 | 4 | 0 | 0 | 0 | 2 | 2 | 0 | 0 | 0 | 0 | 0 | 0 | -2 | 5 |
| 25 Daniel House Jr. | | 23:11 | 3 | 4 | 1 | 2 | 0 | 0 | 0 | 4 | 4 | 1 | 0 | 0 | 1 | 0 | 0 | 0 | 7 |
| 44 Paul Reed | | 14:25 | 4 | 4 | 0 | 0 | 1 | 2 | 2 | 3 | 5 | 2 | 2 | 0 | 2 | 1 | 0 | -12 | 9 |
| 22 Mattias Thybule | | 18:16 | 1 | 4 | 1 | 2 | 0 | 0 | 0 | 2 | 2 | 0 | 2 | 1 | 1 | 0 | 4 | 3 | |
| 5 Montreal Harrell | | 08:19 | 1 | 1 | 0 | 0 | 0 | 0 | 1 | 2 | 3 | 1 | 0 | 0 | 2 | 0 | 0 | -7 | 2 |
| 9 Saben Lee | | 06:18 | 2 | 3 | 0 | 1 | 0 | 0 | 0 | 0 | 0 | 0 | 0 | 0 | 2 | 0 | 0 | 1 | 4 |
| 240:00 | 32 | 77 | 6 | 26 | 15 | 18 | 7 | 23 | 30 | 19 | 17 | 7 | 16 | 1 | 28 | 85 | | | |
| | | | 41.6% | | 23.1% | | 83.3% | | | | | | | | | | | | |
| | | | | | | | | TM REB: | | | | | | | TOT TO: | | 16 | 17 | PTS |

HOME: CLEVELAND CAVALIERS (14-8)

| | POS | MIN | FG | FGA | 3P | 3PA | FT | FTA | OR | DR | TOT | A | PF | ST | TO | BS | +/- | PTS |
|---------------------|-----|--|----|-----|----|-----|-------|-------|----|----|-----|----|----|----|----|----|-----|-----|
| 32 Dean Wade | F | 30:52 | 3 | 7 | 0 | 1 | 0 | 0 | 2 | 3 | 5 | 2 | 1 | 3 | 2 | 1 | 20 | 6 |
| 21 Mamadi Diakite | F | 22:35 | 2 | 5 | 2 | 2 | 4 | 0 | 0 | 4 | 4 | 2 | 3 | 1 | 2 | 0 | 16 | 6 |
| 4 Evan Mobley | C | 23:47 | 8 | 10 | 0 | 1 | 0 | 0 | 0 | 8 | 8 | 3 | 4 | 0 | 1 | 1 | 23 | 16 |
| 45 Donovan Mitchell | G | 25:56 | 5 | 9 | 5 | 7 | 3 | 3 | 0 | 3 | 3 | 0 | 0 | 2 | 2 | 1 | 20 | 18 |
| 10 Darius Garland | G | 32:02 | 9 | 16 | 3 | 4 | 0 | 0 | 0 | 2 | 2 | 5 | 1 | 0 | 2 | 0 | 24 | 21 |
| 3 Caris LeVert | | 33:16 | 8 | 11 | 3 | 4 | 3 | 4 | 1 | 5 | 6 | 4 | 1 | 1 | 3 | 0 | 13 | 22 |
| 16 Cedi Osman | | 28:49 | 3 | 7 | 1 | 5 | 2 | 3 | 0 | 5 | 5 | 0 | 1 | 0 | 2 | 0 | 8 | 9 |
| 33 Robin Lopez | | 14:08 | 2 | 2 | 0 | 0 | 0 | 0 | 0 | 2 | 0 | 0 | 1 | 0 | 3 | 0 | -3 | 4 |
| 35 Isaac Okoro | | 22:17 | 5 | 7 | 1 | 3 | 0 | 0 | 1 | 4 | 5 | 2 | 1 | 3 | 1 | 0 | 20 | 11 |
| 19 Raul Neto | | 06:18 | 0 | 0 | 0 | 0 | 0 | 0 | 0 | 0 | 0 | 0 | 0 | 0 | 0 | 0 | -1 | 0 |
| 31 Jarrett Allen | | DNP - Injury/Illness - Back; Confusion | | | | | | | | | | | | | | | | |
| | | 240:00 | 45 | 74 | 15 | 29 | 8 | 10 | 6 | 34 | 40 | 28 | 13 | 10 | 18 | 3 | 28 | 113 |
| | | | | | | | 60.8% | 51.7% | | | | | | | | | | |
| | | | | | | | | | | | | | | | | | | |
| | | | | | | | | | | | | | | | | | | |
| | | | | | | | | | | | | | | | | | | |
| | | | | | | | | | | | | | | | | | | |
| | | | | | | | | | | | | | | | | | | |
| | | | | | | | | | | | | | | | | | | |
| | | | | | | | | | | | | | | | | | | |
| | | | | | | | | | | | | | | | | | | |
| | | | | | | | | | | | | | | | | | | |
| | | | | | | | | | | | | | | | | | | |
| | | | | | | | | | | | | | | | | | | |
| | | | | | | | | | | | | | | | | | | |
| | | | | | | | | | | | | | | | | | | |
| | | | | | | | | | | | | | | | | | | |
| | | | | | | | | | | | | | | | | | | |
| | | | | | | | | | | | | | | | | | | |
| | | | | | | | | | | | | | | | | | | |
| | | | | | | | | | | | | | | | | | | |
| | | | | | | | | | | | | | | | | | | |
| | | | | | | | | | | | | | | | | | | |
| | | | | | | | | | | | | | | | | | | |
| | | | | | | | | | | | | | | | | | | |
| | | | | | | | | | | | | | | | | | | |
| | | | | | | | | | | | | | | | | | | |
| | | | | | | | | | | | | | | | | | | |
| | | | | | | | | | | | | | | | | | | |
| | | | | | | | | | | | | | | | | | | |
| | | | | | | | | | | | | | | | | | | |
| | | | | | | | | | | | | | | | | | | |
| | | | | | | | | | | | | | | | | | | |
| | | | | | | | | | | | | | | | | | | |
| | | | | | | | | | | | | | | | | | | |
| | | | | | | | | | | | | | | | | | | |
| | | | | | | | | | | | | | | | | | | |
| | | | | | | | | | | | | | | | | | | |
| | | | | | | | | | | | | | | | | | | |
| | | | | | | | | | | | | | | | | | | |
| | | | | | | | | | | | | | | | | | | |
| | | | | | | | | | | | | | | | | | | |
| | | | | | | | | | | | | | | | | | | |
| | | | | | | | | | | | | | | | | | | |
| | | | | | | | | | | | | | | | | | | |
| | | | | | | | | | | | | | | | | | | |
| | | | | | | | | | | | | | | | | | | |
| | | | | | | | | | | | | | | | | | | |
| | | | | | | | | | | | | | | | | | | |
| | | | | | | | | | | | | | | | | | | |
| | | | | | | | | | | | | | | | | | | |
| | | | | | | | | | | | | | | | | | | |
| | | | | | | | | | | | | | | | | | | |
| | | | | | | | | | | | | | | | | | | |
| | | | | | | | | | | | | | | | | | | |

SCORE BY PERIOD

| PERIOD | 1 | 2 | 3 | 4 | FINAL |
|-----------|----|----|----|----|-------|
| 76ers | 21 | 27 | 18 | 19 | 85 |
| Cavaliers | 25 | 44 | 21 | 23 | 113 |

Inactive: 76ers - Champagnie (G League - Two-Way), Harden (Injury/Illness - Right Foot; Tendon Strain), Maxey (Injury/Illness - Left Foot; Fracture), Springer (Injury/Illness - Right Quilt; Strain)
Inactive: Cavaliers - Love (Injury/Illness - Right Thumb; Fracture), Mobley (G League - Two-Way), Rubio (Injury/Illness - Left Knee; ACL Surgery), Stevens (Injury/Illness - Illness; Non-Covid-19), Windler (Injury/Illness - Right Ankle; Sprain)
Points in the Paint: 76ers 42 (21/40), CAVALIERS 56 (28/38)
2nd Chance Points: Cavaliers 16 (6/7), CAVALIERS 8 (4/7)
Fast Break Points: 76ers 4 (1/2), CAVALIERS 16 (7/9)
Lead Changes: 3
Times Tied: 3
Technical fouls - Individual
76ers (0) - NONE
Cavaliers (0) - NONE
Technical fouls - Defensive Three Seconds
76ers (0) - NONE
Cavaliers (3) - Diakite 6:38 1st, Mitchell 6:44 2nd, Diakite 2:53 2nd

Copyright (c) 2022-2023 NBA Properties, INC. All Rights Reserved

NATIONAL BASKETBALL ASSOCIATION

OFFICIAL SCORER'S REPORT
FINAL BOXFriday, December 2, 2022 Rocket Mortgage FieldHouse, Cleveland, OH
Officials: #60 James Williams, #67 Brandon Arant, #78 Evan ScottGame Duration: 2:09
Attendance: 19432 (Sellout)

VISITOR: Orlando Magic (5-18)

| | | POS | MIN | FG | FGA | 3P | 3PA | FT | FTA | OR | DR | TOT | A | PF | ST | TO | BS | +/- | PTS |
|-------|-------------------|-----|------------------------|----|-------|----|-------|----|-------|----|----|-----|----|----|----|----|-----|-----|-----|
| 5 | Paolo Banchero | F | 37:28 | 10 | 17 | 0 | 2 | 2 | 4 | 3 | 2 | 5 | 4 | 0 | 1 | 2 | 0 | -16 | 22 |
| 10 | Bol Bol | F | 23:13 | 1 | 3 | 1 | 1 | 0 | 0 | 0 | 7 | 7 | 1 | 1 | 2 | 4 | 3 | -13 | 3 |
| 21 | Moritz Wagner | C | 35:36 | 7 | 12 | 1 | 4 | 1 | 2 | 5 | 4 | 9 | 1 | 5 | 0 | 3 | 0 | -4 | 16 |
| 22 | Franz Wagner | G | 38:19 | 6 | 17 | 2 | 4 | 2 | 3 | 0 | 2 | 2 | 3 | 2 | 0 | 2 | 0 | 4 | 16 |
| 20 | Markelle Fultz | G | 29:36 | 5 | 9 | 0 | 1 | 0 | 0 | 3 | 3 | 6 | 6 | 0 | 0 | 4 | 0 | -6 | 10 |
| 31 | Terrence Ross | | 21:15 | 2 | 7 | 0 | 3 | 0 | 0 | 0 | 2 | 2 | 1 | 0 | 0 | 1 | 0 | -4 | 4 |
| 2 | Caleb Houston | | 19:08 | 1 | 3 | 1 | 3 | 0 | 0 | 0 | 2 | 2 | 0 | 1 | 0 | 0 | 0 | -5 | 3 |
| 50 | Cole Anthony | | 28:44 | 7 | 11 | 3 | 4 | 2 | 2 | 0 | 6 | 6 | 3 | 4 | 3 | 1 | 1 | -5 | 19 |
| 7 | Kevon Harris | | 06:41 | 1 | 2 | 0 | 1 | 1 | 1 | 0 | 1 | 1 | 0 | 0 | 0 | 0 | 0 | -6 | 3 |
| 13 | R.J. Hampton | | DNP - Coach's Decision | | | | | | | | | | | | | | | | |
| 25 | Admiral Schofield | | DNP - Coach's Decision | | | | | | | | | | | | | | | | |
| 40:00 | | | 40 | 81 | 8 | 23 | 8 | 12 | 11 | 29 | 40 | 19 | 13 | 6 | 17 | 4 | -11 | 96 | |
| | | | | | 49.4% | | 34.8% | | 66.7% | | | | | | | | | | |

HOME: CLEVELAND CAVALIERS (15-8)

| CUMULATIVE AVERAGE | | | | | | | | | | | | | | | | | | |
|---------------------|-----|------------------------|-------------|-----|----|-----|----|-----|----|------|-----|----|----|--------------------|----|----|-----|-----|
| | POS | MIN | FG | FGA | 3P | 3PA | FT | FTA | OR | DR | TOT | A | PF | ST | TO | BS | +/- | PTS |
| 8 Lamar Stevens | F | 15:07 | 3 | 10 | 2 | 4 | 0 | 0 | 0 | 2 | 2 | 1 | 0 | 0 | 1 | 0 | 4 | 8 |
| 32 Dean Wade | F | 10:21 | 0 | 1 | 0 | 1 | 0 | 0 | 0 | 0 | 0 | 0 | 1 | 1 | 0 | 0 | -4 | 0 |
| 4 Evan Mobley | C | 38:21 | 9 | 10 | 4 | 1 | 4 | 9 | 13 | 4 | 3 | 1 | 2 | 2 | 15 | 19 | | |
| 45 Donovan Mitchell | G | 36:53 | 12 | 21 | 7 | 11 | 3 | 3 | 1 | 1 | 2 | 1 | 4 | 1 | 5 | 1 | 7 | 34 |
| 10 Darius Garland | G | 36:44 | 6 | 15 | 2 | 6 | 4 | 0 | 1 | 1 | 6 | 0 | 1 | 1 | 0 | 1 | -5 | 18 |
| 0 Kevin Love | | 22:34 | 4 | 7 | 1 | 3 | 2 | 2 | 0 | 11 | 1 | 1 | 1 | 2 | 0 | 16 | 11 | |
| 3 Caris LeVert | | 24:05 | 2 | 7 | 1 | 6 | 0 | 0 | 0 | 1 | 1 | 4 | 2 | 2 | 1 | 0 | 7 | 5 |
| 16 Cedi Osman | | 20:26 | 2 | 5 | 1 | 4 | 0 | 0 | 0 | 2 | 2 | 1 | 0 | 0 | 0 | 0 | 12 | 5 |
| 21 Mamadi Diakite | | 11:48 | 0 | 2 | 0 | 2 | | | | | | | | | | | | |
| 35 Isaac Okoro | | 20:35 | 3 | 6 | 1 | 4 | 0 | 0 | 0 | 0 | 1 | 1 | 1 | 0 | 0 | 1 | -7 | 7 |
| 33 Robin Lopez | | 03:06 | 0 | 0 | 0 | 0 | 0 | 0 | 0 | 0 | 0 | 0 | 0 | 0 | 0 | 0 | -8 | 0 |
| 19 Raul Neto | | DNP - Coach's Decision | | | | | | | | | | | | | | | | |
| | | 24:00 | 41 | 84 | 16 | 42 | | | | 5 | 28 | 33 | 22 | 14 | 7 | 12 | 5 | 107 |
| | | | 48.8% 38.1% | | | | | | | 100% | 9 | 28 | 33 | TOT TO: (13 12PTS) | | | | |

Copyright (c) 2022-2023 NBA Properties, INC. All Rights Reserved

Copyright (c) 2022-2023 NBA Properties, INC. All Rights Reserved

Copyright (c) 2022-2023 NBA Properties, INC. All Rights Reserved

Copyright (c) 2022-2023 NBA Properties, INC. All Rights Reserved

[illegible]

NATIONAL BASKETBALL ASSOCIATION

OFFICIAL SCORER'S REPORT

FINAL BOX

Thursday, December 29, 2022 Gainbridge Fieldhouse, Indianapolis, IN

Officials: #19 James Capers, #51 Aaron Smith, #63 Andy Nagy

Game Duration: 2:10

Attendance: 17274 (Sellout)

VISITOR: Cleveland Cavaliers (22-14)

| | POS | MIN | FG | FGA | 3P | 3PA | FT | FTA | OR | DR | TOT | A | PF | ST | TO | BS | +/- | PTS |
|---------------------|---|--------|----|-------|-------|-----|-----------|-----|---------------------|----|-----|----|----|----|----|----|-----|-----|
| 8 Lamar Stevens | F | 32:46 | 10 | 14 | 5 | 6 | 0 | 0 | 3 | 3 | 6 | 2 | 0 | 0 | 1 | 1 | -7 | 7 |
| 4 Evan Mobley | F | 21:56 | 5 | 10 | 0 | 1 | 3 | 3 | 5 | 2 | 7 | 2 | 2 | 3 | 1 | 1 | -18 | 13 |
| 31 Jarrett Allen | C | 37:34 | 8 | 11 | 0 | 0 | 3 | 4 | 4 | 10 | 14 | 1 | 2 | 1 | 1 | 1 | 1 | 18 |
| 45 Donovan Mitchell | G | 36:50 | 10 | 25 | 5 | 11 | 3 | 4 | 2 | 2 | 4 | 6 | 2 | 2 | 2 | 0 | -14 | 28 |
| 10 Darius Garland | G | 35:19 | 8 | 11 | 2 | 3 | 0 | 2 | 1 | 0 | 1 | 8 | 1 | 0 | 1 | 0 | -12 | 18 |
| 3 Caris LeVert | | 34:51 | 7 | 17 | 2 | 5 | 3 | 3 | 0 | 3 | 3 | 2 | 5 | 1 | 1 | 1 | -8 | 19 |
| 0 Kevin Love | | 21:05 | 5 | 10 | 2 | 5 | 0 | 0 | 2 | 4 | 6 | 1 | 4 | 1 | 1 | 0 | 0 | 12 |
| 35 Isaac Okoro | | 21:03 | 4 | 4 | 0 | 0 | 2 | 2 | 0 | 3 | 3 | 2 | 1 | 0 | 0 | 0 | 7 | 10 |
| 39 Robin Lopez | DNP - Injury/Illness - Illness | | | | | | | | | | | | | | | | | |
| 19 Rui Neto | DNP - Coach's Decision | | | | | | | | | | | | | | | | | |
| 16 Cedi Osman | DNP - Injury/Illness - Low Back; Soreness | | | | | | | | | | | | | | | | | |
| | | 240:30 | 50 | 96 | 12 | 28 | 14 | 20 | 17 | 27 | 44 | 29 | 17 | 7 | 10 | 4 | -9 | 126 |
| | | | | 52.1% | 42.9% | 70% | TM REB: 8 | | TOT TO: 11 (15 PTS) | | | | | | | | | |

HOME: INDIANA PACERS (19-17)

| | POS | MIN | FG | FGA | 3P | 3PA | FT | FTA | OR | DR | TOT | A | PF | ST | TO | BS | +/- | PTS |
|----------------------|------------------------|--------|----|-------|-------|-------|-----------|-----|--------------------|----|-----|----|----|----|----|----|-----|-----|
| 24 Buddy Hield | F | 32:46 | 10 | 14 | 5 | 6 | 0 | 0 | 3 | 3 | 3 | 4 | 2 | 1 | 0 | 14 | 25 | 14 |
| 23 Aaron Nesmith | F | 27:48 | 7 | 10 | 2 | 4 | 6 | 6 | 0 | 2 | 2 | 1 | 4 | 0 | 1 | 1 | 18 | 22 |
| 33 Miles Turner | C | 34:50 | 6 | 11 | 2 | 4 | 0 | 0 | 2 | 10 | 12 | 3 | 2 | 0 | 0 | 6 | 16 | 14 |
| 40 Evan Mobley | G | 27:39 | 1 | 1 | 1 | 1 | 0 | 0 | 0 | 3 | 3 | 4 | 1 | 0 | 1 | 0 | -7 | 3 |
| 0 Tyrese Haliburton | G | 34:15 | 10 | 19 | 6 | 8 | 3 | 3 | 0 | 2 | 2 | 9 | 0 | 2 | 1 | 0 | 12 | 29 |
| 00 Benedict Mathurin | | 31:47 | 7 | 14 | 1 | 3 | 8 | 9 | 0 | 3 | 3 | 1 | 2 | 1 | 2 | 0 | 12 | 23 |
| 3 Chris Duarte | | 41:01 | 0 | 4 | 0 | 0 | 0 | 0 | 0 | 2 | 2 | 0 | 1 | 0 | 0 | 0 | -7 | 0 |
| 25 Jalen Smith | | 13:10 | 2 | 3 | 0 | 0 | 1 | 1 | 1 | 0 | 1 | 1 | 2 | 0 | 1 | 1 | -7 | 5 |
| 9 T.J. McConnell | | 13:45 | 3 | 3 | 1 | 1 | 0 | 0 | 0 | 0 | 0 | 4 | 0 | 0 | 1 | 0 | -3 | 7 |
| 12 Oshane Brissett | | 13:39 | 2 | 6 | 1 | 3 | 2 | 2 | 1 | 3 | 4 | 2 | 2 | 1 | 0 | 0 | -3 | 7 |
| 88 Goga Bitadze | DNP - Coach's Decision | | | | | | | | | | | | | | | | | |
| 22 Isiah Jackson | DNP - Coach's Decision | | | | | | | | | | | | | | | | | |
| 16 James Johnson | DNP - Coach's Decision | | | | | | | | | | | | | | | | | |
| 21 Terry Taylor | DNP - Coach's Decision | | | | | | | | | | | | | | | | | |
| | | 240:30 | 48 | 85 | 19 | 31 | 20 | 21 | 4 | 28 | 32 | 28 | 18 | 6 | 8 | 8 | 9 | 135 |
| | | | | 56.5% | 61.3% | 95.2% | TM REB: 6 | | TOT TO: 9 (17 PTS) | | | | | | | | | |

SCORE BY PERIOD

| | | | | | |
|-----------|----|----|----|-------|-----|
| 1 | 2 | 3 | 4 | FINAL | |
| Cavaliers | 34 | 34 | 28 | 30 | 126 |
| Pacers | 29 | 35 | 35 | 36 | 135 |

Inactive: Cavaliers - Daxton (G League - Two-Way), Mobley (G League - Two-Way), Rubio (Injury/Illness - Left Knee: ACL Surgery), Wade (Injury/Illness - Left Shoulder: Sprain), Winder (Injury/Illness - Right Ankle: Sprain)

Inactive: Pacers - Brown (Injury/Illness - Right Tibia: Stress Reaction), Queen (G League - Two-Way), Theis (Injury/Illness - Right Knee: Surgery)

Points in the Paint: Cavaliers 72 (36/58), PACERS 48 (24/41)

2nd Chance Points: Cavaliers 25 (10/13), PACERS 10 (5/5)

Fast Break Points: Cavaliers 21 (9/11), PACERS 20 (7/11)

Lead Changes: 16

Times Tied: 11

Technical fouls - Individual

Cavaliers (0): NONE

Pacers (2): Carlisle 1:29 3rd, Carlisle 1:29 3rd

Ejections

Cavaliers (0): NONE

Pacers (1): Carlisle 1:29 3rd

Copyright (c) 2022-2023 NBA Properties, Inc. All Rights Reserved

Copyright (c) 2022-2023 NBA Properties, INC. All Rights Reserved



NATIONAL BASKETBALL ASSOCIATION

OFFICIAL SCORER'S REPORT
FINAL BOXSunday, January 8, 2023 Footprint Center, Phoenix, AZ
Officials: #58 Josh Tiven, #66 Jacyn Goble, #51 Aaron SmithGame Duration: 1:55
Attendance: 17071 (Sellout)

VISITOR: Cleveland Cavaliers (26-15)

| | POS | MIN | FG | FGA | 3P | 3PA | FT | FTA | OR | DR | TOT | A | PF | ST | TO | BS | +/- | PTS | |
|---------------------|-----|------------------------|--------|-------|----|-------|----|-------|----|----|-----------|----|----|----|----|----|-----|---------------------|-----|
| 35 Isaac Okoro | F | 23:13 | 5 | 9 | 4 | 6 | 0 | 2 | 0 | 3 | 3 | 0 | 2 | 0 | 1 | 0 | -11 | 14 | |
| 4 Evan Mobley | F | 34:26 | 7 | 10 | 0 | 0 | 0 | 0 | 8 | 8 | 6 | 0 | 0 | 3 | 1 | 13 | 14 | | |
| 31 Jarrett Allen | C | 28:49 | 6 | 7 | 0 | 0 | 1 | 2 | 2 | 10 | 12 | 5 | 0 | 1 | 0 | 2 | 4 | 13 | |
| 45 Donovan Mitchell | G | 29:46 | 7 | 12 | 2 | 7 | 6 | 6 | 0 | 2 | 2 | 2 | 4 | 1 | 4 | 1 | 3 | 22 | |
| 10 Darius Garland | G | 34:23 | 8 | 17 | 2 | 5 | 4 | 5 | 0 | 2 | 2 | 7 | 1 | 2 | 2 | 0 | 22 | 22 | |
| 0 Kevin Love | | 17:55 | 2 | 7 | 0 | 5 | 0 | 0 | 0 | 4 | 4 | 0 | 0 | 0 | 0 | 0 | 6 | 4 | |
| 3 Caris LeVert | | 28:22 | 6 | 10 | 1 | 3 | 0 | 0 | 0 | 1 | 7 | 1 | 3 | 1 | 0 | 28 | 13 | | |
| 16 Cedi Osman | | 13:44 | 1 | 2 | 1 | 2 | 0 | 2 | 0 | 0 | 0 | 4 | 0 | 1 | 0 | -5 | 3 | | |
| 8 Lamar Stevens | | 15:26 | 1 | 2 | 0 | 0 | 0 | 0 | 0 | 6 | 6 | 0 | 0 | 0 | 1 | 10 | 2 | | |
| 19 Raul Neto | | 11:07 | 1 | 1 | 1 | 1 | 0 | 0 | 1 | 0 | 1 | 2 | 0 | 1 | 0 | 0 | 9 | 3 | |
| 21 Mamadi Diakite | | 02:39 | 1 | 1 | 0 | 0 | 0 | 0 | 0 | 0 | 0 | 0 | 0 | 1 | 0 | -8 | 2 | | |
| 33 Robin Lopez | | DNP - Coach's Decision | | | | | | | | | | | | | | | | | |
| | | | 240:00 | 45 | 78 | 11 | 29 | 11 | 17 | 3 | 36 | 39 | 29 | 12 | 8 | 14 | 5 | 114 | 112 |
| | | | | 57.7% | | 37.9% | | 64.7% | | | TM REB: 7 | | | | | | | TOT TO: 14 (16 PTS) | |

HOME: PHOENIX SUNS (20-21)

| | POS | MIN | FG | FGA | 3P | 3PA | FT | FTA | OR | DR | TOT | A | PF | ST | TO | BS | +/- | PTS |
|------------------------|-----|------------------------|-----|-----|-------|-----|-------|-----|----|-----------|-----|----|----|----|----|-----|-----|---------------------|
| 0 Torrey Craig | F | 23:39 | 2 | 6 | 1 | 3 | 0 | 0 | 2 | 4 | 6 | 1 | 1 | 1 | 2 | 0 | -3 | 5 |
| 20 Dario Saric | F | 28:05 | 1 | 3 | 1 | 2 | 0 | 0 | 0 | 0 | 4 | 2 | 2 | 2 | 0 | -5 | 3 | |
| 22 Deandre Ayton | C | 29:52 | 6 | 16 | 0 | 0 | 2 | 2 | 3 | 8 | 11 | 6 | 2 | 0 | 0 | -1 | 14 | |
| 25 Mikal Bridges | G | 38:01 | 7 | 10 | 1 | 1 | 0 | 0 | 0 | 2 | 2 | 3 | 1 | 2 | 2 | 0 | -10 | 15 |
| 14 Landry Shamet | G | 33:06 | 4 | 14 | 3 | 7 | 0 | 0 | 0 | 2 | 2 | 3 | 2 | 1 | 0 | -18 | 11 | |
| 4 Duane Washington Jr. | | 25:04 | 9 | 18 | 5 | 6 | 2 | 3 | 0 | 1 | 1 | 3 | 1 | 0 | 4 | 0 | -4 | 25 |
| 10 Damian Lee | | 25:45 | 1 | 4 | 1 | 2 | 4 | 4 | 0 | 3 | 3 | 0 | 1 | 0 | 1 | 0 | -17 | 7 |
| 12 Ish Wainwright | | 11:00 | 0 | 1 | 0 | 1 | 0 | 0 | 0 | 1 | 1 | 1 | 3 | 0 | 0 | -4 | 0 | |
| 2 Josh Okogie | | 09:20 | 1 | 2 | 0 | 1 | 2 | 2 | 0 | 1 | 1 | 1 | 0 | 0 | 0 | 5 | 4 | |
| 11 Jock Landale | | 18:08 | 6 | 10 | 2 | 3 | 0 | 0 | 1 | 4 | 5 | 2 | 1 | 1 | 2 | -9 | 14 | |
| 18 Bismack Biyombo | | DNP - Coach's Decision | | | | | | | | | | | | | | | | |
| | | 240:00 | 37 | 84 | 14 | 26 | 10 | 11 | 6 | 30 | 36 | 22 | 14 | 7 | 16 | 2 | -14 | 98 |
| | | | 44% | | 53.8% | | 90.9% | | | TM REB: 5 | | | | | | | | TOT TO: 16 (25 PTS) |

SCORE BY PERIOD

| | 1 | 2 | 3 | 4 | FINAL |
|---|----|----|----|----|-------|
| Cavaliers | 35 | 22 | 23 | 32 | 112 |
| SUNS | 26 | 28 | 25 | 19 | 98 |
| Inactive: Cavaliers - Mobley (G League - Two-Way), Rubio (Injury/Illness - Left Knee; ACL Surgery), Wade (Injury/Illness - Left Shoulder; Sprain), Windler (Injury/Illness - Right Ankle; Sprain) | | | | | |
| Inactive: Suns - Booker (Injury/Illness - Left Groin; Strain), Crowder (Not With Team), Johnson (Injury/Illness - Right Meniscus; Tear), Paul (Injury/Illness - Right Hip; Soreness), Payne (Injury/Illness - Right Foot; Sprain) | | | | | |
| Points in the Paint: Cavaliers 52 (26/27), SUNS 38 (19/47) | | | | | |
| 2nd Chance Points: Cavaliers 4 (1/2), SUNS 4 (2/3) | | | | | |
| Fast Break Points: Cavaliers 13 (8/7), SUNS 4 (2/2) | | | | | |
| Technical fouls - Individual | | | | | |
| Cavaliers (0): NONE | | | | | |
| SUNS (1): Shamet 2:39 4th | | | | | |

Copyright (c) 2022-2023 NBA Properties, INC. All Rights Reserved

NATIONAL BASKETBALL ASSOCIATION

OFFICIAL SCORER'S REPORT
FINAL BOXTuesday, January 10, 2023 Vivint Arena, Salt Lake City, UT
Officials: #4 Sean Wright, #50 Gediminas Petraitis, #95 Tyler RicksGame Duration: 2:27
Attendance: 16206 (Sellout)

VISITOR: Cleveland Cavaliers (26-16)

| | POS | MIN | FG | FGA | 3P | 3PA | FT | FTA | OR | DR | TOT | A | PF | ST | TO | BS | +/- | PTS | |
|---------------------|-----|------------------------|-------|-----|-----|-----|-------|-----|----|-----------|-----|----|----|----|----|----|--------------------|-----|----|
| 35 Isaac Okoro | F | 17:37 | 1 | 3 | 0 | 2 | 2 | 2 | 0 | 2 | 2 | 0 | 3 | 0 | 0 | 0 | 0 | -1 | 4 |
| 4 Evan Mobley | F | 37:03 | 5 | 8 | 0 | 0 | 2 | 2 | 1 | 6 | 7 | 1 | 6 | 1 | 0 | 0 | 4 | -8 | 12 |
| 31 Jarrett Allen | C | 06:45 | 0 | 0 | 0 | 0 | 0 | 0 | 0 | 0 | 0 | 0 | 1 | 2 | 0 | 0 | 4 | 0 | 0 |
| 45 Donovan Mitchell | G | 36:12 | 14 | 27 | 7 | 18 | 11 | 11 | 1 | 4 | 5 | 6 | 0 | 3 | 0 | 0 | -4 | 46 | 0 |
| 10 Darius Garland | G | 38:23 | 8 | 18 | 1 | 4 | 4 | 4 | 0 | 5 | 5 | 6 | 3 | 0 | 4 | 0 | 5 | 21 | 0 |
| 3 Caris LeVert | | 36:50 | 5 | 11 | 1 | 4 | 1 | 3 | 1 | 4 | 5 | 2 | 4 | 0 | 0 | 1 | -2 | 12 | 0 |
| 0 Kevin Love | | 18:21 | 3 | 12 | 0 | 4 | 0 | 0 | 3 | 6 | 9 | 1 | 1 | 0 | 0 | 0 | 4 | 6 | 0 |
| 8 Lamar Stevens | | 24:56 | 5 | 6 | 1 | 2 | 0 | 0 | 1 | 2 | 3 | 0 | 5 | 3 | 0 | 2 | 1 | 11 | 0 |
| 16 Cedi Osman | | 11:21 | 0 | 3 | 0 | 2 | 0 | 0 | 0 | 0 | 0 | 1 | 0 | 0 | 1 | 0 | -11 | 0 | 0 |
| 19 Raul Neto | | 12:32 | 1 | 2 | 0 | 1 | 0 | 0 | 0 | 1 | 1 | 0 | 1 | 0 | 0 | 0 | 2 | 2 | 0 |
| 21 Mamadi Diakite | | DNP - Coach's Decision | | | | | | | | | | | | | | | | | |
| 33 Robin Lopez | | DNP - Coach's Decision | | | | | | | | | | | | | | | | | |
| | | 240:00 | 42 | 90 | 10 | 37 | 20 | 24 | 7 | 30 | 37 | 18 | 25 | 7 | 5 | 7 | -2 | 114 | 0 |
| | | | 46.7% | | 27% | | 83.3% | | | TM REB: 6 | | | | | | | TOT TO: 5 (14 PTS) | | 0 |

HOME: UTAH JAZZ (21-23)

| | POS | MIN | FG | FGA | 3P | 3PA | FT | FTA | OR | DR | TOT | A | PF | ST | TO | BS | +/- | PTS | |
|----------------------------|-----|------------------------|--------|-------|----|-------|----|-------|----|----|------------|----|----|----|----|----|-----|---------------------|-----|
| 5 Malik Beasley | F | 33:37 | 4 | 12 | 1 | 8 | 4 | 4 | 0 | 5 | 5 | 4 | 0 | 1 | 3 | 0 | 3 | 13 | |
| 23 Lauri Markkanen | F | 39:19 | 6 | 18 | 1 | 5 | 12 | 14 | 3 | 13 | 16 | 1 | 2 | 1 | 1 | 0 | 7 | 25 | |
| 24 Walker Kessler | C | 30:23 | 3 | 9 | 0 | 0 | 0 | 0 | 0 | 6 | 5 | 1 | 2 | 4 | 0 | 1 | 6 | 6 | |
| 00 Jordan Clarkson | G | 34:20 | 11 | 19 | 5 | 11 | 5 | 7 | 2 | 4 | 6 | 4 | 1 | 0 | 4 | 0 | 5 | 32 | |
| 11 Mike Conley | G | 32:51 | 4 | 9 | 1 | 5 | 4 | 4 | 0 | 0 | 4 | 0 | 3 | 0 | 3 | 0 | 8 | 13 | |
| 6 Nickell Alexander-Walker | | 22:28 | 5 | 10 | 1 | 4 | 2 | 4 | 0 | 4 | 4 | 3 | 1 | 0 | 1 | 1 | -10 | 13 | |
| 30 Ochai Agbaji | | 17:57 | 1 | 4 | 0 | 2 | 0 | 0 | 1 | 3 | 4 | 2 | 3 | 0 | 0 | 0 | -2 | 2 | |
| 6 Jarred Vanderbilt | | 17:06 | 2 | 3 | 0 | 0 | 1 | 2 | 3 | 2 | 5 | 1 | 1 | 0 | 0 | 0 | -2 | 5 | |
| 22 Rudy Gay | | 06:51 | 2 | 3 | 1 | 1 | 2 | 2 | 0 | 2 | 2 | 0 | 1 | 1 | 1 | 1 | 0 | 7 | |
| 16 Simone Fontecchio | | 05:08 | 0 | 0 | 0 | 0 | 0 | 0 | 0 | 1 | 1 | 0 | 1 | 0 | 1 | 0 | -5 | 0 | |
| 35 Cedi Osman | | DNP - Coach's Decision | | | | | | | | | | | | | | | | | |
| 25 Micah Potter | | DNP - Coach's Decision | | | | | | | | | | | | | | | | | |
| | | | 240:00 | 38 | 87 | 10 | 36 | 30 | 37 | 15 | 39 | 54 | 21 | 17 | 3 | 15 | 3 | 2 | 116 |
| | | | | 43.7% | | 27.8% | | 81.1% | | | TM REB: 11 | | | | | | | TOT TO: 16 (22 PTS) | |

SCORE BY PERIOD

| | 1 | 2 | 3 | 4 | FINAL |
|--|----|----|----|----|-------|
| Cavaliers | 24 | 31 | 29 | 30 | 114 |
| JAZZ | 31 | 24 | 33 | 28 | 116 |
| Inactive: Cavaliers - Mobley (G League - Two-Way), Rubio (Injury/Illness - Left Knee; ACL Surgery), Wade (Injury/Illness - Left Shoulder; Sprain), Windler (Injury/Illness - Right Ankle; Sprain) | | | | | |
| Inactive: Jazz - Azubuike (Health and Safety Protocols), Bolmaro (Injury/Illness - Illness), Horton-Tucker (Injury/Illness - Right Ankle; Sprain), Olynyk (Injury/Illness - Left Ankle; Sprain), Sexton (Injury/Illness - Right Hamstring; Injury maintenance) | | | | | |
| Points in the Paint: Cavaliers 54 (27/44), JAZZ 48 (24/43) | | | | | |
| 2nd Chance Points: Cavaliers 10 (4/9), JAZZ 27 (8/15) | | | | | |
| Fast Break Points: Cavaliers 17 (8/11), JAZZ 2 (1/3) | | | | | |
| Technical fouls - Individual | | | | | |
| Cavaliers (1): 1:22 4th LeVert-FLG1 | | | | | |
| JAZZ (0): NONE | | | | | |
| MEMO: UTA: 22:1st straight sellout | | | | | |

Copyright (c) 2022-2023 NBA Properties, INC. All Rights Reserved

NATIONAL BASKETBALL ASSOCIATION

OFFICIAL SCORER'S REPORT
FINAL BOXThursday, January 12, 2023 Moda Center, Portland, OR
Officials: #48 Scott Foster, #77 Karl Lane, #43 Matt MyersGame Duration: 2:19
Attendance: 18105

VISITOR: Cleveland Cavaliers (27-16)

| | POS | MIN | FG | FGA | 3P | 3PA | FT | FTA | OR | DR | TOT | A | PF | ST | TO | BS | +/- | PTS |
|---------------------|-----|------------------------|-------|-----|-------|-----|-------|-----|----|-----------|-----|----|----|----|----|----|---------------------|-----|
| 35 Isaac Okoro | F | 29:26 | 4 | 4 | 1 | 1 | 2 | 3 | 1 | 4 | 5 | 0 | 3 | 2 | 1 | 0 | 4 | 11 |
| 4 Evan Mobley | F | 24:57 | 6 | 12 | 0 | 1 | 5 | 6 | 5 | 3 | 8 | 3 | 4 | 1 | 0 | 1 | 6 | 17 |
| 31 Jarrett Allen | C | 38:45 | 11 | 17 | 0 | 1 | 2 | 2 | 8 | 10 | 6 | 3 | 1 | 0 | 0 | 7 | 24 | |
| 45 Donovan Mitchell | G | 35:38 | 11 | 23 | 2 | 8 | 2 | 4 | 1 | 4 | 5 | 5 | 2 | 2 | 3 | 0 | 10 | 26 |
| 10 Darius Garland | G | 33:11 | 5 | 12 | 2 | 3 | 8 | 10 | 0 | 2 | 2 | 10 | 4 | 0 | 4 | 0 | 7 | 20 |
| 0 Kevin Love | | 15:02 | 0 | 4 | 0 | 2 | 0 | 0 | 1 | 5 | 6 | 0 | 0 | 0 | 0 | 0 | -4 | 0 |
| 3 Caris LeVert | | 30:31 | 2 | 7 | 0 | 2 | 0 | 0 | 2 | 2 | 4 | 3 | 1 | 0 | 2 | 0 | 0 | 4 |
| 8 Lamar Stevens | | 13:34 | 1 | 3 | 0 | 0 | 4 | 4 | 0 | 0 | 0 | 0 | 2 | 0 | 0 | 0 | -9 | 6 |
| 13 Ricky Rubio | | 10:27 | 3 | 5 | 2 | 4 | 1 | 2 | 0 | 3 | 3 | 1 | 0 | 0 | 0 | 0 | 6 | 9 |
| 16 Cedi Osman | | 06:29 | 1 | 2 | 0 | 0 | 0 | 0 | 0 | 1 | 1 | 0 | 0 | 0 | 1 | 0 | 3 | 2 |
| 33 Robin Lopez | | DNP - Coach's Decision | | | | | | | | | | | | | | | | |
| 19 Raul Neto | | DNP - Coach's Decision | | | | | | | | | | | | | | | | |
| | | 240:00 | 44 | 89 | 7 | 22 | 24 | 31 | 12 | 32 | 44 | 28 | 19 | 6 | 11 | 1 | 6 | 119 |
| | | | 49.4% | | 31.8% | | 77.4% | | | TM REB: 7 | | | | | | | TOT TO: 11 (12 PTS) | |

HOME: PORTLAND TRAIL BLAZERS (19-22)

| | POS | MIN | FG | FGA | 3P | 3PA | FT | FTA | OR | DR | TOT | A | PF | ST | TO | BS | +/- | PTS |
|-------------------|-----|-----------------------------------|----|-----|----|-----|----|-----|----|----|-----|----|----|----|----|----|-----|-----|
| 11 Josh Hart | F | 34:17 | 1 | 5 | 0 | 1 | 3 | 4 | 0 | 7 | 7 | 3 | 3 | 1 | 2 | 0 | -11 | 5 |
| 9 Jerami Grant | F | 35:55 | 8 | 16 | 2 | 7 | 4 | 7 | 0 | 1 | 1 | 1 | 5 | 2 | 4 | 2 | -3 | 22 |
| 4 Jusuf Nurkic | G | 32:12 | 6 | 10 | 1 | 1 | 11 | 12 | 4 | 1 | 1 | 1 | 1 | 1 | 1 | 0 | 12 | 0 |
| 1 Anfernee Simons | G | 32:22 | 6 | 10 | 3 | 6 | 0 | 0 | 2 | 2 | 5 | 5 | 0 | 1 | 0 | 0 | -10 | 15 |
| 0 Damian Lillard | G | 40:12 | 16 | 28 | 5 | 13 | 13 | 15 | 0 | 2 | 2 | 3 | 1 | 1 | 1 | 0 | -2 | 50 |
| 17 Shaedon Sharpe | | 20:50 | 1 | 4 | 0 | 1 | 0 | 0 | 0 | 1 | 1 | 0 | 2 | 1 | 2 | 0 | 6 | 2 |
| 24 Drew Eubanks | | 15:48 | 1 | 2 | 1 | 1 | 0 | 0 | 2 | 3 | 5 | 0 | 2 | 0 | 1 | 2 | -7 | 3 |
| 00 Gary Payton II | | 20:35 | 0 | 0 | 0 | 0 | 0 | 0 | 0 | 3 | 3 | 1 | 2 | 0 | 0 | 0 | -3 | 0 |
| 34 Jabari Walker | | 07:49 | 1 | 3 | 0 | 0 | 2 | 2 | 2 | 1 | 3 | 0 | 2 | 0 | 1 | 0 | -1 | 4 |
| 4 Greg Brown III | | DNP - Coach's Decision | | | | | | | | | | | | | | | | |
| 6 Keon Johnson | | DNP - Coach's Decision | | | | | | | | | | | | | | | | |
| 2 Trendon Watford | | DNP - Coach's Decision | | | | | | | | | | | | | | | | |
| | | 246:00 | 40 | 78 | 11 | 33 | 22 | 29 | 5 | 31 | 36 | 17 | 27 | 6 | 16 | 4 | -6 | 113 |
| | | 1st Half: 112:26 2nd Half: 112:26 | | | | | | | | | | | | | | | | |

Copyright (c) 2022-2023 NBA Properties, INC. All Rights Reserved

Copyright (c) 2022-2023 NBA Properties, INC. All Rights Reserved

Copyright (c) 2022-2023 NBA Properties, INC. All Rights Reserved

Copyright (c) 2022-2023 NBA Properties, INC. All Rights Reserved



NATIONAL BASKETBALL ASSOCIATION

OFFICIAL SCORER'S REPORT
FINAL BOXTuesday, January 24, 2023 Madison Square Garden, New York, NY
Officials: #55 Bill Kennedy, #68 Jacyn Goble, #31 Scott WallGame Duration: 2:13
Attendance: 19812 (Sellout)

VISITOR: Cleveland Cavaliers (20-20)

| | POS | MIN | FG | FGA | 3P | 3PA | FT | FTA | OR | DR | TOT | A | PF | ST | TO | BS | +/- | PTS | |
|---------------------|-----|------------------------|-----|-----|-------|-----|-------|-----|----|-----------|-----|----|----|----|----|----|-----|-----|----|
| 4 Evan Mobley | F | 37:42 | 6 | 11 | 0 | 1 | 0 | 0 | 0 | 1 | 6 | 7 | 3 | 4 | 1 | 3 | 2 | 0 | 12 |
| 35 Isaac Okoro | F | 30:37 | 3 | 5 | 1 | 3 | 2 | 3 | 3 | 3 | 6 | 5 | 4 | 0 | 1 | 0 | 1 | 18 | 9 |
| 31 Jarrett Allen | C | 38:47 | 12 | 17 | 0 | 0 | 0 | 0 | 1 | 11 | 12 | 1 | 1 | 0 | 2 | 1 | 15 | 24 | |
| 10 Darius Garland | G | 34:48 | 6 | 17 | 2 | 6 | 8 | 10 | 1 | 3 | 4 | 6 | 0 | 2 | 1 | 0 | 20 | 22 | |
| 45 Donovan Mitchell | G | 38:17 | 9 | 24 | 6 | 14 | 0 | 0 | 0 | 2 | 6 | 8 | 8 | 4 | 0 | 0 | 1 | 12 | 24 |
| 0 Kevin Love | | 12:05 | 0 | 1 | 0 | 1 | 0 | 0 | 0 | 0 | 0 | 0 | 1 | 0 | 0 | 0 | 0 | -20 | 0 |
| 3 Caris LeVert | | 20:49 | 3 | 6 | 2 | 4 | 1 | 3 | 1 | 1 | 2 | 3 | 1 | 0 | 1 | 0 | -19 | 9 | |
| 13 Ricky Rubio | | 13:25 | 1 | 4 | 1 | 3 | 0 | 0 | 0 | 0 | 0 | 2 | 2 | 1 | 2 | 0 | -26 | 3 | |
| 8 Lamar Stevens | | 06:15 | 0 | 1 | 0 | 0 | 0 | 0 | 1 | 1 | 2 | 0 | 1 | 0 | 0 | 0 | -6 | 0 | |
| 16 Cedi Osman | | 02:49 | 0 | 1 | 0 | 1 | 0 | 0 | 0 | 0 | 0 | 0 | 0 | 0 | 0 | 0 | -3 | 0 | |
| 32 Dean Wade | | 04:26 | 0 | 0 | 0 | 0 | 0 | 0 | 0 | 0 | 0 | 0 | 2 | 0 | 0 | 0 | -1 | 0 | |
| 33 Robin Lopez | | DNP - Coach's Decision | | | | | | | | | | | | | | | | | |
| 19 Raul Neto | | DNP - Coach's Decision | | | | | | | | | | | | | | | | | |
| | | 240:00 | 40 | 87 | 12 | 33 | 11 | 16 | 10 | 31 | 41 | 29 | 19 | 8 | 10 | 4 | -2 | 103 | |
| | | | 46% | | 36.4% | | 68.8% | | | TM REB: 7 | | | | | | | | | |

HOME: NEW YORK KNICKS (26-23)

| | POS | MIN | FG | FGA | 3P | 3PA | FT | FTA | OR | DR | TOT | A | PF | ST | TO | BS | +/- | PTS | |
|-----------------------|-----|------------------------|--------|-------|----|-------|----|-------|----|----|-----------|----|----|----|----|----|-----|-----|-----|
| 9 RJ Barrett | F | 32:35 | 5 | 12 | 3 | 5 | 3 | 4 | 1 | 3 | 4 | 1 | 4 | 1 | 1 | 0 | -16 | 18 | |
| 30 Julius Randle | F | 37:38 | 11 | 21 | 8 | 12 | 6 | 7 | 4 | 9 | 13 | 4 | 3 | 0 | 5 | 0 | -10 | 36 | |
| 45 Jericho Sims | C | 25:12 | 1 | 0 | 0 | 0 | 0 | 1 | 3 | 4 | 0 | 1 | 0 | 2 | 0 | 0 | -9 | 2 | |
| 11 Jalen Brunson | G | 35:38 | 5 | 13 | 3 | 4 | 0 | 2 | 2 | 4 | 3 | 1 | 1 | 0 | 0 | 0 | -12 | 14 | |
| 6 Quentin Grimes | G | 36:23 | 4 | 9 | 2 | 7 | 0 | 0 | 0 | 1 | 1 | 3 | 1 | 0 | 2 | 1 | -10 | 10 | |
| 2 Miles McBride | | 12:07 | 1 | 2 | 0 | 1 | 1 | 3 | 0 | 1 | 1 | 3 | 3 | 0 | 0 | 0 | 13 | 3 | |
| 5 Immanuel Quickley | | 27:17 | 4 | 8 | 1 | 2 | 0 | 1 | 0 | 5 | 5 | 6 | 2 | 1 | 2 | 0 | 14 | 9 | |
| 55 Isaiah Hartenstein | | 22:48 | 2 | 3 | 0 | 0 | 0 | 0 | 3 | 6 | 9 | 4 | 1 | 1 | 2 | 1 | 11 | 4 | |
| 1 Obi Toppin | | 10:22 | 4 | 6 | 2 | 3 | 1 | 2 | 0 | 3 | 3 | 0 | 0 | 0 | 0 | 0 | 12 | 11 | |
| 51 Ryan Arcidiacono | | DNP - Coach's Decision | | | | | | | | | | | | | | | | | |
| 17 Svi Mykhailuk | | DNP - Coach's Decision | | | | | | | | | | | | | | | | | |
| 0 Cam Reddish | | DNP - Coach's Decision | | | | | | | | | | | | | | | | | |
| 4 Derrick Rose | | DNP - Coach's Decision | | | | | | | | | | | | | | | | | |
| | | | 240:00 | 37 | 75 | 17 | 33 | 14 | 21 | 9 | 33 | 42 | 25 | 18 | 4 | 15 | 3 | 2 | 105 |
| | | | | 49.3% | | 51.5% | | 66.7% | | | TM REB: 7 | | | | | | | | |
| | | | | | | | | | | | | | | | | | | | |
| | | | | | | | | | | | | | | | | | | | |
| | | | | | | | | | | | | | | | | | | | |
| | | | | | | | | | | | | | | | | | | | |
| | | | | | | | | | | | | | | | | | | | |
| | | | | | | | | | | | | | | | | | | | |
| | | | | | | | | | | | | | | | | | | | |
| | | | | | | | | | | | | | | | | | | | |
| | | | | | | | | | | | | | | | | | | | |
| | | | | | | | | | | | | | | | | | | | |
| | | | | | | | | | | | | | | | | | | | |
| | | | | | | | | | | | | | | | | | | | |
| | | | | | | | | | | | | | | | | | | | |
| | | | | | | | | | | | | | | | | | | | |
| | | | | | | | | | | | | | | | | | | | |
| | | | | | | | | | | | | | | | | | | | |
| | | | | | | | | | | | | | | | | | | | |
| | | | | | | | | | | | | | | | | | | | |
| | | | | | | | | | | | | | | | | | | | |
| | | | | | | | | | | | | | | | | | | | |
| | | | | | | | | | | | | | | | | | | | |
| | | | | | | | | | | | | | | | | | | | |
| | | | | | | | | | | | | | | | | | | | |
| | | | | | | | | | | | | | | | | | | | |
| | | | | | | | | | | | | | | | | | | | |
| | | | | | | | | | | | | | | | | | | | |
| | | | | | | | | | | | | | | | | | | | |
| | | | | | | | | | | | | | | | | | | | |
| | | | | | | | | | | | | | | | | | | | |
| | | | | | | | | | | | | | | | | | | | |
| | | | | | | | | | | | | | | | | | | | |
| | | | | | | | | | | | | | | | | | | | |
| | | | | | | | | | | | | | | | | | | | |
| | | | | | | | | | | | | | | | | | | | |
| | | | | | | | | | | | | | | | | | | | |
| | | | | | | | | | | | | | | | | | | | |
| | | | | | | | | | | | | | | | | | | | |
| | | | | | | | | | | | | | | | | | | | |
| | | | | | | | | | | | | | | | | | | | |
| | | | | | | | | | | | | | | | | | | | |
| | | | | | | | | | | | | | | | | | | | |
| | | | | | | | | | | | | | | | | | | | |
| | | | | | | | | | | | | | | | | | | | |
| | | | | | | | | | | | | | | | | | | | |
| | | | | | | | | | | | | | | | | | | | |
| | | | | | | | | | | | | | | | | | | | |
| | | | | | | | | | | | | | | | | | | | |
| | | | | | | | | | | | | | | | | | | | |
| | | | | | | | | | | | | | | | | | | | |
| | | | | | | | | | | | | | | | | | | | |
| | | | | | | | | | | | | | | | | | | | |

SCORE BY PERIOD

| PERIOD | 1 | 2 | 3 | 4 | FINAL |
|-----------|----|----|----|----|-------|
| Cavaliers | 27 | 24 | 24 | 28 | 103 |
| Kniks | 34 | 19 | 27 | 25 | 105 |

Inactive: Cavaliers - Diakite (G League - Two-Way), Mobley (G League - Two-Way), Windler (Injury/Illness - Right Ankle; Sprain)
Inactive: Knicks - Fournier (Personal), Jeffries (G League - Two-Way), Keels (G League - Two-Way), Robinson (Injury/Illness - Right Thumb; Surgery)
Points in the Paint: Cavaliers 52 (26/48), KNICKS 38 (19/39)
2nd Chance Points: Cavaliers 8 (4/12), KNICKS 19 (7/19)
Fast Break Points: Cavaliers 17 (7/10), KNICKS 17 (8/10)
Lead Changes: 4
Times Tied: 2
Flagrant Fouls: Cavaliers (0); NONE
Cavaliers (1); 11:45 2nd Grimes-FLG1

Copyright (c) 2022-2023 NBA Properties, INC. All Rights Reserved

NATIONAL BASKETBALL ASSOCIATION

OFFICIAL SCORER'S REPORT
FINAL BOXThursday, January 26, 2023 Toyota Center, Houston, TX
Officials: #29 Mark Lindsay, #40 Leon Wood, #12 CJ WashingtonGame Duration: 2:03
Attendance: 16327

VISITOR: Cleveland Cavaliers (30-20)

| | POS | MIN | FG | FGA | 3P | 3PA | FT | FTA | OR | DR | TOT | A | PF | ST | TO | BS | +/- | PTS |
|-------------------------------|-----|------------------------|-----|-----|-------|-----|-------|-----|----|-----------|-----|----|----|----|----|----|-----|-----|
| 4 Evan Mobley | F | 33:19 | 6 | 16 | 0 | 3 | 9 | 10 | 5 | 5 | 10 | 3 | 3 | 1 | 3 | 2 | 17 | 21 |
| 35 Isaac Okoro | F | 25:33 | 2 | 5 | 1 | 2 | 0 | 1 | 1 | 0 | 1 | 2 | 1 | 0 | 0 | 0 | 3 | 5 |
| 31 Jarrett Allen | C | 34:36 | 6 | 10 | 0 | 0 | 2 | 2 | 1 | 9 | 10 | 1 | 2 | 3 | 1 | 0 | 23 | 14 |
| 3 Caris LeVert | G | 31:49 | 4 | 10 | 2 | 6 | 2 | 2 | 0 | 1 | 1 | 5 | 2 | 2 | 1 | 0 | 20 | 12 |
| 10 Darius Garland | G | 32:53 | 9 | 16 | 5 | 8 | 3 | 3 | 2 | 2 | 4 | 9 | 1 | 3 | 1 | 0 | 17 | 26 |
| | | | | | | | | | | | | | | | | | | |
| 13 Ricky Rubio | | 17:21 | 2 | 7 | 1 | 2 | 0 | 0 | 1 | 2 | 3 | 7 | 2 | 1 | 1 | 0 | 12 | 5 |
| 32 Dean Wade | | 22:53 | 5 | 8 | 4 | 7 | 1 | 3 | 1 | 2 | 3 | 1 | 2 | 1 | 1 | 2 | 10 | 15 |
| 16 Cedi Osman | | 23:56 | 4 | 10 | 1 | 6 | 1 | 1 | 0 | 2 | 2 | 1 | 3 | 1 | 1 | 0 | -1 | 10 |
| 8 Lamar Stevens | | 10:42 | 2 | 3 | 1 | 1 | 0 | 0 | 0 | 2 | 2 | 0 | 0 | 0 | 0 | 0 | -3 | 5 |
| 19 Raul Neto | | 03:29 | 0 | 0 | 0 | 0 | 0 | 0 | 0 | 0 | 0 | 0 | 0 | 0 | 0 | 0 | -4 | 0 |
| 21 Mamadi Diakite | | 03:29 | 0 | 2 | 0 | 1 | 0 | 0 | 0 | 0 | 0 | 0 | 0 | 0 | 0 | 0 | -4 | 0 |
| 33 Robin Lopez | | DNP - Coach's Decision | | | | | | | | | | | | | | | | |
| | | | | | | | | | | | | | | | | | | |
| | | 240:00 | 40 | 87 | 15 | 36 | 18 | 22 | 11 | 25 | 36 | 29 | 16 | 12 | 9 | 4 | 18 | 113 |
| | | | 46% | | 41.7% | | 81.8% | | | TM REB: 6 | | | | | | | | |
| HOME: HOUSTON ROCKETS (11-36) | | | | | | | | | | | | | | | | | | |

HOME: HOUSTON ROCKETS (11-38)

| | | | | | | | | | | | | | | | | | | | | |
|----|---------------------|---|------------------------|--------|-------|----|-------|----|-----|----|----|-----------|----|----|----|---|----|-----|-----|----|
| 6 | Kenyon Martin Jr. | F | 26:51 | 6 | 7 | 1 | 2 | 1 | 3 | 1 | 5 | 6 | 2 | 2 | 1 | 1 | 0 | -9 | 14 | |
| 1 | Jabari Smith Jr. | F | 19:05 | 6 | 9 | 0 | 1 | 2 | 5 | 0 | 5 | 5 | 1 | 4 | 0 | 4 | 2 | -11 | 14 | |
| 28 | Alperen Sengun | C | 30:20 | 6 | 10 | 0 | 0 | 2 | 3 | 1 | 6 | 7 | 7 | 4 | 2 | 4 | 2 | -11 | 14 | |
| 4 | Jalen Green | F | 27:59 | 2 | 9 | 2 | 6 | 0 | 0 | 0 | 0 | 0 | 3 | 2 | 1 | 0 | 0 | -23 | 6 | |
| 9 | Josh Christopher | G | 19:14 | 2 | 5 | 0 | 0 | 3 | 3 | 1 | 0 | 1 | 0 | 1 | 0 | 2 | 0 | -21 | 7 | |
| 0 | TYTy Washington Jr. | | 28:46 | 4 | 10 | 1 | 5 | 1 | 2 | 0 | 3 | 3 | 3 | 1 | 1 | 3 | 0 | 3 | 10 | |
| 17 | Tari Eason | | 25:15 | 8 | 13 | 0 | 3 | 2 | 3 | 5 | 6 | 11 | 3 | 3 | 0 | 3 | 1 | -5 | 18 | |
| 20 | Bruno Fernando | | 15:00 | 2 | 4 | 0 | 0 | 0 | 0 | 1 | 5 | 6 | 1 | 2 | 0 | 0 | 1 | -11 | 4 | |
| 25 | Garrison Mathews | | 20:06 | 0 | 2 | 0 | 2 | 1 | 1 | 0 | 2 | 2 | 0 | 1 | 0 | 0 | 0 | -4 | 1 | |
| 15 | Daishen Nix | | 21:04 | 1 | 4 | 1 | 2 | 0 | 0 | 0 | 2 | 2 | 3 | 0 | 0 | 2 | 0 | 0 | 3 | |
| 9 | Jovan Marjanovic | | 36:36 | 2 | 3 | 0 | 0 | 0 | 0 | 1 | 2 | 3 | 1 | 0 | 0 | 0 | 2 | 4 | 4 | |
| 16 | Usman Garuba | | DNP - Coach's Decision | | | | | | | | | | | | | | | | | |
| | | | | 240:00 | 39 | 76 | 5 | 21 | 12 | 20 | 10 | 36 | 46 | 24 | 20 | 5 | 22 | 6 | -18 | 95 |
| | | | | | 51.3% | | 23.6% | | 60% | | | TM REB: 8 | | | | | | | | |

SCORE BY PERIOD

| PERIOD | 1 | 2 | 3 | 4 | FINAL |
|-----------|----|----|----|----|-------|
| Cavaliers | 37 | 37 | 23 | 16 | 113 |
| Rockets | 25 | 23 | 26 | 21 | 95 |

Inactive: Cavaliers - Love (Injury/Illness - Low Back; Spasms), Mitchell (Injury/Illness - Left Groin; Strain), Mobley (G League - Two-Way), Windler (Injury/Illness - Right Ankle; Sprain)
Inactive: Rockets - Davis (G League - Two-Way), Gordon (Injury/Illness - Right Knee; Soreness), Hudgins (G League - Two-Way), Porter Jr. (Injury/Illness - Left Foot; Contusion), Tate (Injury/Illness - Right Ankle; Injury Management)
Points in the Paint: Cavaliers 44 (22/43), ROCKETS 60 (30/50)
2nd Chance Points: Cavaliers 21 (7/11), ROCKETS 22 (8/11)
Fast Break Points: Cavaliers 17 (8/16), ROCKETS 15 (7/10)
Lead Changes: 3
Times Tied: 4
Technical Fouls - Defensive Three Seconds
Cavaliers (1); Osman 9:16 4th
Rockets (0); NONE

Copyright (c) 2022-2023 NBA Properties, INC. All Rights Reserved

NATIONAL BASKETBALL ASSOCIATION

OFFICIAL SCORER'S REPORT
FINAL BOXFriday, January 27, 2023 Paycom Center, Oklahoma City, OK
Officials: #77 Karl Lane, #50 Gediminas Petraitis, #11 Derrick CollinsGame Duration: 2:04
Attendance: 16236

VISITOR: Cleveland Cavaliers (30-21)

| | POS | MIN | FG | FGA | 3P | 3PA | FT | FTA | OR | DR | TOT | A | PF | ST | TO | BS | +/- | PTS | |
|-------------------|-----|------------------------|-------|-----|-------|-----|-------|-----|----|-----------|-----|----|----|----|----|----|-----|-----|----|
| 35 Isaac Okoro | F | 26:17 | 3 | 7 | 0 | 3 | 0 | 2 | 2 | 4 | 2 | 3 | 2 | 1 | 2 | 2 | -7 | 6 | |
| 4 Evan Mobley | F | 37:38 | 9 | 18 | 2 | 3 | 4 | 2 | 9 | 11 | 1 | 5 | 0 | 4 | 2 | 3 | -3 | 23 | |
| 31 Jarrett Allen | C | 35:36 | 6 | 8 | 0 | 0 | 1 | 2 | 5 | 4 | 9 | 0 | 1 | 0 | 1 | 0 | -10 | 13 | |
| 3 Caris LeVert | G | 37:46 | 1 | 12 | 0 | 6 | 0 | 0 | 1 | 2 | 3 | 9 | 3 | 0 | 1 | 1 | 0 | -12 | 2 |
| 10 Darius Garland | G | 37:18 | 10 | 23 | 3 | 8 | 8 | 10 | 0 | 2 | 2 | 13 | 2 | 4 | 2 | 0 | 0 | -10 | 31 |
| 32 Dean Wade | | 25:45 | 2 | 5 | 1 | 4 | 0 | 0 | 0 | 4 | 4 | 2 | 3 | 1 | 1 | 0 | 0 | -12 | 5 |
| 19 Raul Neto | | 11:39 | 2 | 3 | 1 | 2 | 2 | 0 | 0 | 2 | 2 | 0 | 0 | 1 | 1 | 0 | -6 | 7 | |
| 16 Cedi Osman | | 13:03 | 2 | 5 | 1 | 3 | 0 | 0 | 1 | 0 | 1 | 0 | 1 | 0 | 0 | 0 | 0 | 5 | |
| 8 Lamar Stevens | | 14:58 | 4 | 7 | 1 | 0 | 0 | 0 | 1 | 1 | 0 | 3 | 1 | 0 | 0 | 0 | 0 | 8 | |
| 21 Mamadi Diakite | | DNP - Coach's Decision | | | | | | | | | | | | | | | | | |
| 33 Robin Lopez | | DNP - Coach's Decision | | | | | | | | | | | | | | | | | |
| | | 240:00 | 39 | 88 | 8 | 29 | 14 | 18 | 11 | 26 | 37 | 27 | 21 | 9 | 10 | 5 | -12 | 100 | |
| | | | 44.3% | | 27.6% | | 77.8% | | | TM REB: 4 | | | | | | | | | |

HOME: OKLAHOMA CITY THUNDER (24-25)

| | POS | MIN | FG | FGA | 3P | 3PA | FT | FTA | OR | DR | TOT | A | PF | ST | TO | BS | +/- | PTS |
|---------------------------|-----|--------|-------|-----|-------|-----|-----|-----|----|---------|-----|----|----|----|--------------------|----|-----|-----|
| 21 Aaron Wiggins | F | 30:48 | 4 | 6 | 0 | 2 | 2 | 2 | 1 | 6 | 7 | 2 | 3 | 2 | 2 | 0 | 8 | 10 |
| 4 Evan Mobley | F | 32:41 | 7 | 12 | 3 | 3 | 0 | 1 | 1 | 2 | 3 | 0 | 1 | 0 | 3 | 0 | 3 | 17 |
| 6 Jaylin Williams | C | 18:55 | 3 | 5 | 2 | 2 | 0 | 0 | 1 | 5 | 6 | 2 | 0 | 0 | 0 | 0 | -1 | 8 |
| 3 Josh Giddey | G | 27:53 | 6 | 12 | 0 | 0 | 3 | 4 | 0 | 6 | 6 | 3 | 1 | 0 | 4 | 0 | 8 | 15 |
| 2 Shai Gilgeous-Alexander | G | 35:09 | 12 | 21 | 1 | 1 | 10 | 11 | 2 | 3 | 5 | 8 | 2 | 2 | 0 | 1 | 14 | 35 |
| 11 Isaiah Joe | | 21:05 | 1 | 3 | 1 | 3 | 3 | 3 | 0 | 1 | 1 | 0 | 0 | 0 | 2 | 0 | 12 | 6 |
| 3 Mike Muscala | | 19:40 | 1 | 2 | 1 | 2 | 2 | 2 | 1 | 5 | 6 | 1 | 3 | 0 | 1 | 0 | 19 | 5 |
| 13 Ousmane Dieng | | 10:05 | 0 | 0 | 0 | 0 | | | | 1 | 1 | 3 | 3 | 0 | 2 | 0 | -11 | 0 |
| 20 Denzel Williams | | 20:21 | 3 | 5 | 1 | 2 | 3 | 4 | 1 | 3 | 7 | 1 | 2 | 0 | 1 | 0 | 7 | 8 |
| 23 Tre Mann | | 08:59 | 0 | 3 | 0 | 2 | 0 | 0 | 0 | 2 | 2 | 1 | 3 | 0 | 0 | 0 | -4 | 0 |
| 55 Darious Bazley | | 14:24 | 3 | 7 | 1 | 1 | 2 | 2 | 0 | 2 | 2 | 0 | 1 | 0 | 1 | 0 | 4 | 8 |
| 27 | | 240:00 | 40 | 76 | 18 | 22 | 35 | 36 | 19 | 17 | 35 | 16 | 17 | 12 | 2 | 12 | 112 | |
| | | | 52.6% | | 55.6% | | 88% | | | TM REB: | | | | | TOT TO BS (18 PTS) | | | |



NATIONAL BASKETBALL ASSOCIATION

OFFICIAL SCORER'S REPORT
FINAL BOXTuesday, January 31, 2023 Rocket Mortgage FieldHouse, Cleveland, OH
Officials: #16 David Guthrie, #23 Tre Maddox, #91 Cheryl FloresGame Duration: 2:12
Attendance: 19432 (Sellout)

VISITOR: Miami Heat (29-23)

| | POS | MIN | FG | FGA | 3P | 3PA | FT | FTA | OR | DR | TOT | A | PF | ST | TO | BS | +/- | PTS |
|----------------------|------------------------|-------|----|-------|----|-----|----|-----|----|----|-----|----|----|----|----|----|-----|-----|
| 22 Jimmy Butler | F | 34:19 | 6 | 16 | 1 | 4 | 10 | 15 | 0 | 1 | 1 | 5 | 0 | 3 | 2 | 1 | 0 | 23 |
| 16 Caleb Martin | F | 34:20 | 7 | 8 | 4 | 5 | 0 | 0 | 1 | 9 | 10 | 1 | 3 | 0 | 1 | 0 | -7 | 18 |
| 13 Bam Adebayo | C | 37:13 | 7 | 13 | 0 | 0 | 4 | 6 | 4 | 7 | 11 | 1 | 3 | 0 | 0 | 0 | -6 | 18 |
| 14 Tyler Herro | G | 37:33 | 6 | 15 | 3 | 6 | 3 | 3 | 0 | 5 | 5 | 3 | 0 | 0 | 3 | 0 | 6 | 18 |
| 7 Kyle Lowry | G | 23:57 | 2 | 5 | 2 | 5 | 0 | 0 | 2 | 1 | 3 | 2 | 3 | 1 | 3 | 0 | -5 | 6 |
| 4 Victor Oladipo | | 27:24 | 2 | 8 | 1 | 4 | 0 | 0 | 0 | 7 | 7 | 6 | 1 | 3 | 3 | 0 | 4 | 5 |
| 25 Orlando Robinson | | 10:41 | 1 | 4 | 0 | 0 | 1 | 1 | 2 | 1 | 3 | 1 | 1 | 0 | 0 | 2 | 9 | 3 |
| 2 Gabe Vincent | | 20:53 | 3 | 8 | 3 | 6 | 0 | 0 | 0 | 2 | 2 | 1 | 5 | 0 | 0 | 0 | 11 | 9 |
| 31 Max Strus | | 13:40 | 0 | 1 | 0 | 1 | 0 | 0 | 0 | 3 | 3 | 1 | 1 | 0 | 1 | 0 | 3 | 0 |
| 21 Dewayne Dedmon | DNP - Coach's Decision | | | | | | | | | | | | | | | | | |
| 40 Udonis Haslem | DNP - Coach's Decision | | | | | | | | | | | | | | | | | |
| 24 Haywood Highsmith | DNP - Coach's Decision | | | | | | | | | | | | | | | | | |
| 240:00 | | 34 | 78 | 14 | 31 | 18 | 25 | 9 | 36 | 45 | 21 | 17 | 7 | 13 | 3 | 3 | 100 | |
| | | 43.6% | | 45.2% | | 72% | | | | | | | | | | | | |

HOME: CLEVELAND CAVALIERS (31-22)

| | POS | MIN | FG | FGA | 3P | 3PA | FT | FTA | OR | DR | TOT | A | PF | ST | TO | BS | +/- | PTS |
|---------------------|------------------------|-------|----|-------|----|-----|----|-----|----|----|-----|----|----|----|----|----|-----|-----|
| 35 Isaac Okoro | F | 25:00 | 2 | 4 | 1 | 2 | 0 | 0 | 1 | 3 | 4 | 4 | 3 | 0 | 3 | 1 | -4 | 5 |
| 4 Evan Mobley | F | 38:21 | 9 | 15 | 0 | 2 | 1 | 2 | 1 | 6 | 7 | 4 | 3 | 0 | 0 | 2 | 16 | 19 |
| 31 Jarrett Allen | C | 34:04 | 6 | 8 | 0 | 0 | 2 | 3 | 1 | 10 | 11 | 0 | 2 | 2 | 2 | 1 | -17 | 14 |
| 45 Donovan Mitchell | G | 37:10 | 6 | 17 | 3 | 13 | 1 | 2 | 1 | 2 | 3 | 9 | 3 | 4 | 2 | 0 | 2 | 16 |
| 10 Darius Garland | G | 30:50 | 7 | 13 | 2 | 7 | 0 | 0 | 0 | 1 | 1 | 5 | 5 | 1 | 3 | 0 | 6 | 16 |
| 32 Dean Wade | | 21:21 | 2 | 6 | 1 | 4 | 0 | 0 | 0 | 3 | 3 | 2 | 1 | 1 | 1 | 0 | 0 | 5 |
| 3 Caris LeVert | | 28:56 | 5 | 12 | 2 | 6 | 2 | 3 | 1 | 4 | 5 | 3 | 2 | 0 | 1 | 2 | -19 | 14 |
| 13 Ricky Rubio | | 17:16 | 3 | 6 | 2 | 4 | 0 | 0 | 2 | 5 | 5 | 5 | 1 | 1 | 1 | 0 | 6 | 8 |
| 16 Cedi Osman | | 07:02 | 0 | 2 | 0 | 2 | 0 | 0 | 0 | 0 | 0 | 0 | 0 | 0 | 0 | 0 | -5 | 0 |
| 33 Robin Lopez | DNP - Coach's Decision | | | | | | | | | | | | | | | | | |
| 0 Kevin Love | DNP - Coach's Decision | | | | | | | | | | | | | | | | | |
| 19 Raul Neto | DNP - Coach's Decision | | | | | | | | | | | | | | | | | |
| 8 Lamar Stevens | DNP - Coach's Decision | | | | | | | | | | | | | | | | | |
| 240:00 | | 40 | 83 | 11 | 40 | 6 | 12 | 5 | 34 | 39 | 32 | 20 | 9 | 13 | 6 | -3 | 97 | |
| | | 48.2% | | 27.5% | | 50% | | | | | | | | | | | | |

SCORE BY PERIOD

| | 1 | 2 | 3 | 4 | FINAL |
|---|----|----|----|----|-------|
| Heat | 24 | 31 | 24 | 21 | 100 |
| CAVALIERS | 26 | 26 | 27 | 18 | 97 |
| Inactive: Heat - Cain (G League - Two-Way), Jovic (Injury/Illness - Lower Back; Stress Reaction), Robinson (Injury/Illness - Right 2nd Finger; Surgery), Yurtseven (Injury/Illness - Left Ankle; Surgery) | | | | | |
| Inactive: Cavaliers - Diakite (G League - Two-Way), Mobley (Injury/Illness - Right Ankle; Sprain) | | | | | |
| Points in the Paint: Heat 36 (16/39), CAVALIERS 50 (25/36) | | | | | |
| 2nd Chance Points: Heat 11 (4/10), CAVALIERS 5 (1/5) | | | | | |
| Fast Break Points: Heat 7 (3/5), CAVALIERS 16 (7/9) | | | | | |
| Technical fouls - Defensive Three Seconds | | | | | |
| Heat (0) - NONE | | | | | |
| CAVALIERS (1) - Mitchell 10:08 1st | | | | | |
| MEMO: Caleb Martin ties career high in rebounds | | | | | |
| MEMO: Victor Oladipo sets season high in rebounds | | | | | |

Copyright (c) 2022-2023 NBA Properties, Inc. All Rights Reserved.

NATIONAL BASKETBALL ASSOCIATION

OFFICIAL SCORER'S REPORT
FINAL BOXThursday, February 2, 2023 Rocket Mortgage FieldHouse, Cleveland, OH
Officials: #25 Tony Brothers, #45 Brian Forte, #17 Jonathan SterlingGame Duration: 2:25
Attendance: 19432 (Sellout)

VISITOR: Memphis Grizzlies (32-20)

| | POS | MIN | FG | FGA | 3P | 3PA | FT | FTA | OR | DR | TOT | A | PF | ST | TO | BS | +/- | PTS | |
|-----------------------------------|-----|--------|-------|-----|-------|-----|-------|-----|----|----|-----------|----|----|----|----|----|-----|---------------------|---|
| 24 Dillon Brooks | F | 22:06 | 2 | 5 | 0 | 1 | 5 | 6 | 0 | 2 | 2 | 1 | 2 | 1 | 2 | 0 | -10 | 9 | |
| 7 Santi Aldama | F | 33:59 | 7 | 15 | 4 | 7 | 3 | 3 | 0 | 10 | 10 | 1 | 3 | 1 | 3 | 0 | -4 | 21 | |
| 2 Xavier Tillman | C | 27:02 | 3 | 3 | 0 | 0 | 0 | 0 | 2 | 4 | 6 | 3 | 1 | 0 | 0 | 2 | 13 | 6 | |
| 22 Desmond Bane | G | 32:25 | 8 | 15 | 6 | 7 | 3 | 3 | 0 | 2 | 2 | 1 | 3 | 0 | 2 | 0 | -7 | 25 | |
| 12 Ja Morant | G | 30:21 | 9 | 20 | 0 | 1 | 6 | 6 | 3 | 5 | 8 | 5 | 8 | 5 | 1 | 3 | -14 | 24 | |
| 15 Brandon Clarke | | 20:57 | 5 | 7 | 0 | 0 | 0 | 0 | 2 | 1 | 3 | 0 | 1 | 0 | 1 | 1 | -28 | 10 | |
| 46 John Konchar | | 28:21 | 1 | 4 | 0 | 0 | 2 | 2 | 0 | 1 | 6 | 7 | 5 | 2 | 2 | 1 | 0 | -11 | 2 |
| 27 David Roddy | | 10:35 | 3 | 7 | 0 | 1 | 2 | 2 | 2 | 2 | 4 | 0 | 2 | 1 | 2 | 0 | -6 | 8 | |
| 21 Tyus Jones | | 23:42 | 2 | 8 | 0 | 2 | 2 | 2 | 1 | 0 | 1 | 3 | 0 | 2 | 3 | 1 | -15 | 6 | |
| 3 Jake LaRavia | | 06:59 | 0 | 2 | 0 | 2 | 0 | 0 | 0 | 1 | 1 | 0 | 4 | 0 | 1 | 0 | 1 | 0 | |
| 8 Ziaire Williams | | 03:33 | 1 | 1 | 0 | 0 | 0 | 0 | 0 | 0 | 0 | 0 | 0 | 0 | 0 | 0 | 6 | 2 | |
| | | 240:00 | 41 | 87 | 10 | 23 | 21 | 22 | 11 | 33 | 44 | 22 | 23 | 8 | 18 | 5 | -15 | 113 | |
| | | | 47.1% | | 43.5% | | 95.5% | | | | TM REB: 3 | | | | | | | TM TOT: 10 (20 PTS) | |
| HOME: CLEVELAND CAVALIERS (32-22) | | | | | | | | | | | | | | | | | | | |

HOME: CLEVELAND CAVALIERS (32-22)

| | POS | MIN | FG | FGA | 3P | 3PA | FT | FTA | OR | DR | TOT | A | PF | ST | TO | BS | +/- | PTS |
|---------------------|------------------------|-------|----|-------|----|-------|----|-----|----|----|-----|----|----|----|----|----|-----|-----|
| 35 Isaac Okoro | F | 28:49 | 5 | 5 | 0 | 0 | 2 | 4 | 1 | 2 | 3 | 2 | 4 | 3 | 2 | 0 | 7 | 12 |
| 4 Evan Mobley | F | 33:24 | 7 | 17 | 0 | 2 | 3 | 5 | 4 | 10 | 14 | 5 | 3 | 1 | 3 | 2 | 1 | 17 |
| 31 Jarrett Allen | C | 37:57 | 9 | 12 | 0 | 0 | 0 | 0 | 3 | 8 | 11 | 4 | 2 | 2 | 3 | 2 | 20 | 18 |
| 45 Donovan Mitchell | C | 22:03 | 2 | 11 | 2 | 4 | 0 | 0 | 0 | 4 | 4 | 3 | 1 | 1 | 0 | 1 | -3 | 6 |
| 10 Darius Garland | G | 33:06 | 11 | 19 | 4 | 6 | 6 | 6 | 0 | 2 | 2 | 1 | 2 | 0 | 4 | 0 | 15 | 32 |
| 32 Dean Wade | | 17:02 | 2 | 3 | 1 | 2 | 0 | 0 | 1 | 1 | 2 | 0 | 1 | 1 | 0 | 0 | -3 | 5 |
| 13 Ricky Rubio | | 21:01 | 4 | 9 | 3 | 6 | 2 | 2 | 0 | 2 | 2 | 4 | 1 | 2 | 2 | 1 | 15 | 13 |
| 16 Cedi Osman | | 31:50 | 7 | 11 | 4 | 8 | 3 | 5 | 0 | 0 | 4 | 2 | 2 | 1 | 1 | 0 | 20 | 21 |
| 8 Lamar Stevens | | 12:57 | 2 | 4 | 0 | 1 | 0 | 0 | 0 | 3 | 3 | 0 | 0 | 0 | 0 | 0 | 9 | 4 |
| 19 Raul Neto | | 01:51 | 0 | 0 | 0 | 0 | 0 | 0 | 0 | 0 | 0 | 0 | 0 | 0 | 0 | 0 | -6 | 0 |
| 33 Robin Lopez | DNP - Coach's Decision | | | | | | | | | | | | | | | | | |
| 0 Kevin Love | DNP - Coach's Decision | | | | | | | | | | | | | | | | | |
| 240:00 | | 48 | 91 | 14 | 29 | 16 | 22 | 9 | 32 | 41 | 33 | 17 | 12 | 15 | 7 | 15 | 128 | |
| | | 53.8% | | 48.3% | | 72.7% | | | | | | | | | | | | |

SCORE BY PERIOD

| | 1 | 2 | 3 | 4 | FINAL |
|--|----|----|----|----|-------|
| Grizzlies | 26 | 28 | 33 | 26 | 113 |
| CAVALIERS | 30 | 37 | 32 | 29 | 128 |
| Inactive: Grizzlies - Adams (Injury/Illness - Right Knee; PCL Sprain), Chandler (G League - On Assignment), Green (Injury/Illness - Left Knee; Rtn from Injury Management (LT Knee Surgery)), Jackson Jr. (Injury/Illness - Right Thigh; Soreness), Lofton Jr. (G League - Two-Way), Williams Jr. (G League - Two-Way) | | | | | |
| Inactive: Cavaliers - Diakite (G League - Two-Way), LeVert (Injury/Illness - Right Hamstring; Soreness), Mobley (G League - Two-Way), Windler (Injury/Illness - Right Ankle; Sprain) | | | | | |
| Points in the Paint: Grizzlies 44 (22/48), CAVALIERS 64 (22/52) | | | | | |
| 2nd Chance Points: Grizzlies 8 (0/9), CAVALIERS 15 (7/9) | | | | | |
| Fast Break Points: Grizzlies 17 (7/8), CAVALIERS 16 (6/10) | | | | | |
| Technical fouls - Individual | | | | | |
| Grizzlies (1): Bane 5:46 3rd | | | | | |
| CAVALIERS (1): Mitchell 5:48 3rd | | | | | |
| Flagrant Fouls | | | | | |
| Grizzlies (1): 5:48 3rd Brooks-FLG2 | | | | | |
| CAVALIERS (0): NONE | | | | | |
| Ejections | | | | | |
| Grizzlies (1): Brooks 5:48 3rd | | | | | |
| CAVALIERS (1): Mitchell 5:48 3rd | | | | | |
| MEMO: Santi Aldama sets career high in points | | | | | |

Copyright (c) 2022-2023 NBA Properties, Inc. All Rights Reserved.

NATIONAL BASKETBALL ASSOCIATION

OFFICIAL SCORER'S REPORT
FINAL BOXSunday, February 5, 2023 Gainbridge Fieldhouse, Indianapolis, IN
Officials: #24 Kevin Scott, #34 Kevin Cutler, #72 J.T. OrrGame Duration: 2:05
Attendance: 17274 (Sellout)

VISITOR: Cleveland Cavaliers (33-22)

| | POS | MIN | FG | FGA | 3P | 3PA | FT | FTA | OR | DR | TOT | A | PF | ST | TO | BS | +/- | PTS |
|---------------------|------------------------|--------|----|-----|----|-----|----|-----|----|----|-----|----|----|----|----|----|-----|-----|
| 35 Isaac Okoro | F | 29:12 | 7 | 9 | 3 | 4 | 3 | 3 | 1 | 2 | 3 | 3 | 2 | 2 | 1 | 0 | 23 | 20 |
| 4 Evan Mobley | F | 30:56 | 7 | 12 | 0 | 1 | 3 | 4 | 1 | 9 | 10 | 4 | 4 | 1 | 0 | 3 | 18 | 17 |
| 31 Jarrett Allen | C | 29:44 | 9 | 11 | 0 | 0 | 0 | 3 | 10 | 13 | 0 | 3 | 0 | 2 | 1 | 9 | 18 | |
| 45 Donovan Mitchell | G | 34:51 | 6 | 18 | 2 | 10 | 5 | 5 | 0 | 3 | 3 | 6 | 1 | 1 | 4 | 0 | 14 | 19 |
| 10 Darius Garland | G | 34:57 | 8 | 13 | 4 | 6 | 4 | 1 | 2 | 3 | 6 | 3 | 0 | 1 | 0 | 25 | 24 | |
| 32 Dean Wade | | 25:22 | 2 | 4 | 2 | 4 | 0 | 0 | 1 | 5 | 6 | 3 | 3 | 1 | 0 | 1 | 15 | 6 |
| 13 Ricky Rubio | | 19:55 | 3 | 7 | 1 | 3 | 0 | 0 | 0 | 3 | 3 | 9 | 3 | 0 | 1 | 0 | 8 | 7 |
| 16 Cedi Osman | | 25:27 | 3 | 12 | 3 | 8 | 0 | 0 | 1 | 3 | 4 | 2 | 1 | 2 | 3 | 0 | 3 | 9 |
| 8 Lamar Stevens | | 02:24 | 0 | 0 | 0 | 0 | 0 | 0 | 0 | 0 | 0 | 5 | 0 | 0 | 0 | 0 | -5 | 0 |
| 19 Raul Neto | | 02:24 | 0 | 0 | 0 | 0 | 0 | 0 | 0 | 1 | 1 | 0 | 0 | 0 | 0 | 0 | -5 | 0 |
| 21 Mamadi Diakite | | 02:24 | 0 | 0 | 0 | 0 | 0 | 0 | 0 | 0 | 0 | 0 | 0 | 0 | 0 | 0 | -5 | 0 |
| 33 Robin Lopez | | 02:24 | 1 | 2 | 0 | 1 | 0 | 0 | 0 | 0 | 0 | 0 | 0 | 0 | 0 | 0 | -5 | 2 |
| 0 Kevin Love | DNP - Coach's Decision | | | | | | | | | | | | | | | | | |
| | | 240:00 | 46 | 88 | 15 | 37 | 15 | 16 | 8 | 38 | 46 | 33 | 20 | 7 | 12 | 5 | 19 | 122 |

HOME: INDIANA PACERS (25-30)

| HOME: INDIANA PACERS (25-30) | | | | | | | | | | | | | | | | | | |
|------------------------------|-----|-------|------------------|-----|----|-----|----|-----|----|----|-----|---|----|----|----|-----|-----|-----|
| | POS | MIN | FG | FGA | 3P | 3PA | FT | FTA | OR | DR | TOT | A | PF | ST | TO | BS | +/- | PTS |
| 24 Buddy Hield | F | 25:37 | 6 | 14 | 1 | 5 | 0 | 1 | 4 | 5 | 0 | 1 | 1 | 3 | 1 | -7 | 18 | |
| 23 Aaron Nesmith | F | 28:27 | 3 | 10 | 0 | 5 | 0 | 0 | 1 | 0 | 1 | 2 | 0 | 0 | 0 | -17 | 6 | |
| 31 Myles Turner | C | 24:28 | 9 | 18 | 2 | 6 | 7 | 7 | 4 | 6 | 10 | 0 | 4 | 1 | 2 | 3 | -12 | 27 |
| 2 Andrew Nembhard | D | 27:33 | 2 | 4 | 1 | 2 | 1 | 1 | 0 | 2 | 2 | 7 | 1 | 1 | 1 | 0 | -9 | 6 |
| 0 Tyrese Haliburton | G | 31:19 | 5 | 10 | 1 | 2 | 4 | 6 | 2 | 4 | 11 | 4 | 0 | 3 | 0 | -30 | 15 | |
| | | | | | | | | | | | | | | | | | | |
| 00 Bennedict Mathurin | | 27:10 | 4 | 11 | 0 | 2 | 1 | 1 | 5 | 6 | 0 | 3 | 0 | 2 | 0 | -21 | 9 | |
| 9 J. McConnell | | 19:07 | 3 | 6 | 1 | 1 | 0 | 2 | 0 | 5 | 5 | 2 | 0 | 0 | 0 | -4 | 6 | |
| 12 Coby White | | 17:50 | 1 | 6 | 0 | 3 | 1 | 0 | 0 | 3 | 1 | 0 | 0 | 0 | 0 | -5 | 2 | |
| 27 Daniel Theis | | 15:15 | 3 | 6 | 0 | 1 | 1 | 2 | 1 | 1 | 2 | 1 | 0 | 0 | 0 | 2 | -4 | 7 |
| 22 Isiah Jackson | | 08:17 | 1 | 2 | 0 | 0 | 1 | 0 | 1 | 1 | 1 | 1 | 1 | 0 | 1 | 0 | -3 | 2 |
| 25 Jalen Smith | | 08:20 | 2 | 4 | 0 | 1 | 0 | 0 | 1 | 2 | 3 | 0 | 0 | 0 | 0 | 0 | 0 | 4 |
| 21 Terry Taylor | | 04:37 | 0 | 0 | 0 | 0 | 0 | 0 | 0 | 0 | 0 | 1 | 1 | 0 | 0 | 0 | 0 | 7 |
| 88 Goga Bitadze | | DNP | Coach's Decision | | | | | | | | | | | | | | | |



NATIONAL BASKETBALL ASSOCIATION

OFFICIAL SCORER'S REPORT
FINAL BOXWednesday, February 15, 2023 Wells Fargo Center, Philadelphia, PA
Officials: #29 Mark Lindsay, #3 Nick Buchert, #43 Matt MyersGame Duration: 2:22
Attendance: 21134 (Sellout)

VISITOR: Cleveland Cavaliers (32-23)

| | POS | MIN | FG | FGA | 3P | 3PA | FT | FTA | OR | DR | TOT | A | PF | ST | TO | BS | +/- | PTS | |
|---------------------|------------------------|--------|-----|-----|-------|-----|-----|-----|----|----|-----------|----|----|----|-----------|----------|-----|-----|---|
| 35 Isaac Okoro | F | 18:32 | 2 | 6 | 1 | 4 | 0 | 0 | 0 | 0 | 1 | 1 | 2 | 3 | 0 | 0 | 1 | -11 | 5 |
| 4 Evan Mobley | F | 35:30 | 9 | 19 | 0 | 4 | 5 | 7 | 1 | 8 | 9 | 1 | 4 | 0 | 2 | 0 | -8 | 23 | |
| 31 Jarrett Allen | C | 38:04 | 5 | 6 | 0 | 2 | 2 | 5 | 2 | 7 | 4 | 3 | 0 | 0 | 0 | -7 | 12 | | |
| 45 Donovan Mitchell | G | 41:51 | 11 | 24 | 4 | 11 | 7 | 8 | 3 | 2 | 5 | 5 | 1 | 2 | 2 | 1 | -1 | 33 | |
| 10 Darius Garland | G | 42:31 | 10 | 14 | 3 | 4 | 6 | 0 | 0 | 2 | 2 | 6 | 4 | 3 | 1 | 0 | -10 | 27 | |
| 3 Chris LeVert | | 28:17 | 2 | 3 | 1 | 2 | 0 | 0 | 0 | 1 | 3 | 4 | 5 | 1 | 1 | 3 | 14 | 5 | |
| 32 Dean Wade | | 08:48 | 0 | 1 | 0 | 1 | 0 | 0 | 0 | 4 | 4 | 0 | 0 | 0 | 0 | 2 | 3 | 0 | |
| 19 Rauli Neto | | 09:52 | 0 | 1 | 0 | 0 | 2 | 2 | 0 | 1 | 1 | 0 | 1 | 0 | 0 | 0 | -1 | 2 | |
| 8 Lamar Stevens | | 04:47 | 1 | 4 | 0 | 2 | 0 | 0 | 0 | 1 | 1 | 0 | 0 | 0 | 0 | 0 | -3 | 2 | |
| 14 Danny Green | | 11:48 | 1 | 4 | 1 | 3 | 0 | 0 | 0 | 1 | 1 | 0 | 0 | 1 | 0 | 0 | -6 | 3 | |
| 33 Robin Lopez | DNP - Coach's Decision | | | | | | | | | | | | | | | | | | |
| 0 Kevin Love | DNP - Coach's Decision | | | | | | | | | | | | | | | | | | |
| | | 240:00 | 41 | 82 | 10 | 30 | 20 | 25 | 10 | 25 | 35 | 23 | 17 | 7 | 8 | 5 | -6 | 112 | |
| | | | 50% | | 33.3% | | 80% | | | | TM REB: 6 | | | | TOT TO: 8 | (14 PTS) | | | |

HOME: PHILADELPHIA 76ERS (38-19)

| | POS | MIN | FG | FGA | 3P | 3PA | FT | FTA | OR | DR | TOT | A | PF | ST | TO | BS | +/- | PTS |
|---|-----|--------------------|----|-----|----|-----|----|-----|----|----|-----|---|----|----|----|-----|-----|-----|
| 12 Tobias Harris | F | 35:28 | 5 | 8 | 3 | 4 | 0 | 0 | 0 | 2 | 2 | 0 | 0 | 2 | 0 | 0 | 8 | 13 |
| 17 P.J. Tucker | F | 20:53 | 4 | 5 | 2 | 2 | 0 | 0 | 2 | 1 | 3 | 0 | 2 | 1 | 0 | 0 | 19 | 10 |
| 21 Joel Embiid | C | 38:33 | 9 | 21 | 0 | 2 | 11 | 12 | 1 | 13 | 14 | 5 | 3 | 2 | 2 | 1 | 3 | 29 |
| 8 De'Anthony Melton | G | 34:17 | 4 | 8 | 2 | 5 | 7 | 1 | 1 | 2 | 4 | 4 | 0 | 1 | 0 | 8 | 17 | |
| 1 James Harden | G | 38:19 | 5 | 11 | 3 | 7 | 6 | 0 | 4 | 4 | 12 | 1 | 1 | 3 | 1 | 5 | 19 | |
| 0 Tyrese Maxey | | 27:46 | 6 | 12 | 2 | 4 | 2 | 2 | 1 | 1 | 2 | 3 | 0 | 2 | 0 | -10 | 16 | |
| 7 Jalen McDaniels | | 12:26 | 2 | 6 | 0 | 1 | 0 | 0 | 2 | 2 | 4 | 0 | 4 | 1 | 0 | -9 | 4 | |
| 18 Shake Milton | | 09:41 | 1 | 3 | 1 | 1 | 0 | 0 | 0 | 1 | 1 | 0 | 1 | 0 | 1 | 0 | 3 | |
| 20 Georges Niang | | 13:00 | 1 | 2 | 0 | 1 | 0 | 0 | 0 | 2 | 2 | 1 | 0 | 0 | 1 | 0 | 2 | |
| 44 Paul Reed | | 09:27 | 2 | 2 | 0 | 0 | 1 | 2 | 1 | 3 | 4 | 0 | 2 | 0 | 1 | 2 | 3 | |
| 14 Dwayne Dedmon | DNP | - Coach's Decision | | | | | | | | | | | | | | | | |
| 5 Montrezl Harrell | DNP | - Coach's Decision | | | | | | | | | | | | | | | | |
| 25 Daniel House Jr. | DNP | - Coach's Decision | | | | | | | | | | | | | | | | |
| 11 Jaden Springer | DNP | - Coach's Decision | | | | | | | | | | | | | | | | |
| 240:00 39 78 13 27 27 29 8 30 38 24 22 7 11 4 6 118 | | | | | | | | | | | | | | | | | | |
| 50% 48.1% 93.1% TM REB: 8 TOT TO: 12 (25 PTS) | | | | | | | | | | | | | | | | | | |

SCORE BY PERIOD 1 2 3 4 FINAL

| | | | | | |
|--|----|----|----|----|-----|
| Cavaliers | 24 | 14 | 32 | 42 | 112 |
| 76ERS | 38 | 25 | 24 | 31 | 118 |
| Inactive: Cavaliers - Diakite (G League - Two-Way), Mobley (G League - Two-Way), Osman (Injury/Illness - Neck; Spasms), Rubio (Injury/Illness - Illness; Illness), Windler (G League - On Assignment) | | | | | |
| Inactive: 76ers - King (G League - Two-Way), Korkmaz (Personal), McClung (G League - Two-Way) | | | | | |
| Points in the Paint: Cavaliers 54 (27/48), 76ERS 46 (23/44) | | | | | |
| 2nd Chance Points: Cavaliers 16 (6/16), 76ERS 15 (6/15) | | | | | |
| Fast Break Points: Cavaliers 12 (5/16), 76ERS 6 (3/4) | | | | | |
| Technical fouls - Defensive Three Seconds | | | | | |
| Cavaliers (2); Stevens 3:58 2nd, Mobley 3:02 2nd | | | | | |
| 76ERS (0) - NONE | | | | | |
| Flagrant Fouls | | | | | |
| Cavaliers (1): 3:45 2nd Garland-FLG1 | | | | | |
| 76ERS (0) - NONE | | | | | |

Copyright (c) 2022-2023 NBA Properties, INC. All Rights Reserved

NATIONAL BASKETBALL ASSOCIATION

OFFICIAL SCORER'S REPORT
FINAL BOXThursday, February 23, 2023 Rocket Mortgage FieldHouse, Cleveland, OH
Officials: #19 James Capers, #49 Tom Washington, #78 Evan ScottGame Duration: 2:09
Attendance: 19432 (Sellout)

VISITOR: Denver Nuggets (42-18)

| | POS | MIN | FG | FGA | 3P | 3PA | FT | FTA | OR | DR | TOT | A | PF | ST | TO | BS | +/- | PTS | |
|----------------------------|-----|--------------------|---|-----|----|-----|----|-----|----|----|-----|----|----|----|----|----|-----|-----|-----|
| 1 Michael Porter Jr. | F | 28:47 | 8 | 14 | 6 | 10 | 3 | 3 | 2 | 4 | 6 | 0 | 0 | 0 | 0 | 1 | 1 | 13 | 25 |
| 31 Vlatko Cancar | F | 26:12 | 3 | 6 | 1 | 2 | 3 | 3 | 2 | 1 | 3 | 1 | 2 | 0 | 0 | 0 | 0 | 9 | 10 |
| 15 Nikola Jokic | C | 35:51 | 8 | 13 | 2 | 2 | 6 | 6 | 7 | 11 | 18 | 13 | 3 | 2 | 7 | 0 | 0 | 14 | 24 |
| 5 Kentavious Caldwell-Pope | G | 34:28 | 6 | 6 | 4 | 4 | 1 | 1 | 0 | 3 | 3 | 2 | 2 | 3 | 2 | 2 | 7 | 17 | |
| 27 Jamal Murray | G | 33:10 | 6 | 19 | 3 | 11 | 1 | 2 | 0 | 1 | 1 | 9 | 2 | 2 | 2 | 2 | 0 | 13 | 16 |
| 11 Bruce Brown | | 21:41 | 1 | 5 | 0 | 2 | 0 | 0 | 0 | 2 | 2 | 3 | 0 | 0 | 0 | 0 | 0 | -3 | 2 |
| 32 Jeff Green | | 21:48 | 5 | 10 | 0 | 1 | 2 | 2 | 0 | 2 | 2 | 0 | 1 | 1 | 0 | 0 | 0 | -1 | 11 |
| 7 Reggie Jackson | | 18:20 | 2 | 8 | 1 | 4 | 2 | 2 | 0 | 4 | 4 | 2 | 3 | 0 | 1 | 0 | 0 | -7 | 7 |
| 0 Christian Braun | | 07:46 | 0 | 0 | 0 | 0 | 1 | 2 | 1 | 1 | 2 | 0 | 2 | 0 | 1 | 0 | -8 | 1 | |
| 13 Thomas Bryant | | 11:57 | 0 | 3 | 0 | 0 | 2 | 2 | 4 | 2 | 6 | 0 | 2 | 0 | 2 | 0 | 0 | -5 | 2 |
| 6 DeAndre Jordan | DNP | - Coach's Decision | | | | | | | | | | | | | | | | | |
| 14 Ish Smith | DNP | - Coach's Decision | | | | | | | | | | | | | | | | | |
| 8 Peyton Watson | DNP | - Coach's Decision | | | | | | | | | | | | | | | | | |
| 10 Jack White | DNP | - Coach's Decision | | | | | | | | | | | | | | | | | |
| | | | 240:00 | 39 | 84 | 17 | 36 | 20 | 23 | 18 | 29 | 47 | 30 | 20 | 7 | 16 | 4 | 6 | 115 |
| | | | 46.4% 47.2% 87% TM REB: 4 TOT TO: 16 (15 PTS) | | | | | | | | | | | | | | | | |

HOME: CLEVELAND CAVALIERS (38-24)

| HOME: CLEVELAND CAVALIERS | | | | | | | | | | | | | | | | | | | |
|---------------------------|-----|--------------------|---|-----|----|-----|----|-----|----|----|-----|----|----|----|----|----|-----|-----|-----|
| | POS | MIN | FG | FGA | 3P | 3PA | FT | FTA | OR | DR | TOT | A | PF | ST | TO | BS | +/- | PTS | |
| 35 Isaac Okoro | F | 20:09 | 1 | 1 | 0 | 0 | 0 | 0 | 2 | 0 | 2 | 1 | 4 | 0 | 0 | 0 | 0 | -7 | 2 |
| 4 Evan Mobley | F | 37:50 | 12 | 19 | 2 | 4 | 5 | 2 | 7 | 9 | 3 | 9 | 3 | 4 | 1 | 1 | 1 | 0 | 31 |
| 31 Jarrett Allen | C | 29:53 | 6 | 10 | 0 | 0 | 2 | 2 | 5 | 8 | 13 | 2 | 3 | 1 | 1 | 1 | 0 | -6 | 14 |
| 45 Donovan Mitchell | G | 35:24 | 9 | 22 | 2 | 7 | 2 | 2 | 1 | 2 | 3 | 3 | 3 | 3 | 2 | 0 | -1 | 22 | |
| 10 Darius Garland | G | 36:48 | 7 | 20 | 1 | 6 | 7 | 8 | 0 | 1 | 1 | 5 | 2 | 2 | 2 | 2 | 0 | -12 | 22 |
| 32 Dean Wade | | 07:43 | 1 | 2 | 0 | 0 | 0 | 0 | 0 | 3 | 3 | 0 | 2 | 0 | 1 | 0 | -4 | 2 | |
| 3 Chris LeVert | | 31:57 | 3 | 5 | 0 | 2 | 0 | 0 | 0 | 4 | 4 | 9 | 1 | 0 | 1 | 1 | -3 | 6 | |
| 16 Cedi Osman | | 26:40 | 2 | 8 | 1 | 6 | 0 | 2 | 1 | 1 | 2 | 3 | 1 | 0 | 1 | 0 | 1 | 5 | |
| 8 Lamar Stevens | | 09:22 | 2 | 3 | 0 | 1 | 1 | 1 | 2 | 2 | 4 | 0 | 1 | 2 | 1 | 0 | 2 | 5 | |
| 14 Danny Green | DNP | - Coach's Decision | | | | | | | | | | | | | | | | | |
| 33 Robin Lopez | DNP | - Coach's Decision | | | | | | | | | | | | | | | | | |
| 19 Raul Neto | DNP | - Coach's Decision | | | | | | | | | | | | | | | | | |
| 9 Dylan Windler | DNP | - Coach's Decision | | | | | | | | | | | | | | | | | |
| | | | 240:00 | 43 | 90 | 6 | 26 | 17 | 20 | 13 | 28 | 41 | 24 | 21 | 10 | 10 | 2 | -6 | 109 |
| | | | 47.8% 23.1% 85% TM REB: 6 TOT TO: 11 (15 PTS) | | | | | | | | | | | | | | | | |

SCORE BY PERIOD 1 2 3 4 FINAL

| | | | | | |
|--|----|----|----|----|-----|
| Nuggets | 31 | 25 | 33 | 26 | 115 |
| CAVALIERS | 26 | 31 | 34 | 18 | 109 |
| Inactive: Nuggets - Gillespie (Injury/Illness - Right Lower Leg; Fracture), Gordon (Injury/Illness - Left Rib; Contusion), Nnaji (Injury/Illness - Right Shoulder; Sprain) | | | | | |
| Inactive: Cavaliers - Diakite (G League - Two-Way), Mobley (G League - Two-Way), Rubio (Injury/Illness - Left Knee; Injury Management - ACL Recovery) | | | | | |
| Points in the Paint: Nuggets 58 (30/31), CAVALIERS 46 (24/45) | | | | | |
| 2nd Chance Points: Nuggets 18 (7/11), CAVALIERS 16 (7/15) | | | | | |
| Fast Break Points: Nuggets 14 (6/7), CAVALIERS 9 (4/7) | | | | | |
| Technical fouls - Individual | | | | | |
| Nuggets (1); Westbrook 3:45 1st | | | | | |
| CAVALIERS (0) - NONE | | | | | |
| Flagrant Fouls | | | | | |
| Nuggets (0) - NONE | | | | | |
| CAVALIERS (1): 6:50 3rd Mitchell-FLG1 | | | | | |

Copyright (c) 2022-2023 NBA Properties, INC. All Rights Reserved

NATIONAL BASKETBALL ASSOCIATION

OFFICIAL SCORER'S REPORT
FINAL BOXFriday, February 24, 2023 State Farm Arena, Atlanta, GA
Officials: #55 Bill Kennedy, #27 Mitchell Ervin, #17 Jonathan SterlingGame Duration: 2:15
Attendance: 18065 (Sellout)

VISITOR: Cleveland Cavaliers (38-25)

| 35 Tristan Thompson Cleveland Cavaliers | | | | | | | | | | | | | | | | | | | |
|---|------------------|-----|-------|-------|----|-------|----|-------|----|----|-----------|----|----|----|----|----|---------------------|-----|-----|
| | POS | MIN | FG | FGA | 3P | 3PA | FT | FTA | OR | DR | TOT | A | PF | ST | TO | BS | +/- | PTS | |
| 35 | Isaac Okoro | F | 22:42 | 1 | 5 | 1 | 3 | 3 | 4 | 2 | 4 | 6 | 1 | 2 | 0 | 0 | 1 | -14 | 6 |
| 4 | Evan Mobley | F | 29:49 | 6 | 11 | 0 | 0 | 1 | 2 | 0 | 4 | 4 | 2 | 3 | 1 | 4 | 1 | -8 | 13 |
| 31 | Jarrett Allen | C | 29:28 | 4 | 8 | 0 | 0 | 6 | 6 | 3 | 6 | 9 | 0 | 2 | 0 | 0 | 2 | -23 | 14 |
| 45 | Donovan Mitchell | G | 31:58 | 6 | 17 | 2 | 10 | 5 | 5 | 0 | 1 | 1 | 3 | 4 | 1 | 1 | 0 | -15 | 19 |
| 10 | Darius Garland | G | 31:00 | 11 | 19 | 4 | 8 | 7 | 7 | 0 | 0 | 2 | 1 | 2 | 3 | 0 | -10 | 33 | |
| 3 | Chris LeVert | | 09:03 | 0 | 2 | 0 | 2 | 0 | 0 | 0 | 1 | 1 | 0 | 2 | 0 | 0 | 0 | -17 | 0 |
| 32 | Dean Wade | | 08:17 | 1 | 2 | 0 | 2 | 0 | 0 | 0 | 1 | 1 | 0 | 0 | 0 | 0 | 0 | -9 | 2 |
| 13 | Ricky Rubio | | 11:56 | 1 | 2 | 0 | 2 | 0 | 0 | 1 | 1 | 0 | 0 | 2 | 2 | 0 | 0 | -10 | -2 |
| 16 | Cedi Osman | | 16:29 | 3 | 7 | 2 | 4 | 2 | 3 | 0 | 5 | 5 | 1 | 0 | 1 | 1 | 9 | 10 | 10 |
| 8 | Lamar Stevens | | 26:17 | 2 | 5 | 1 | 2 | 2 | 3 | 0 | 5 | 5 | 4 | 3 | 0 | 0 | 0 | -1 | 3 |
| 14 | Dan Green | | 10:23 | 2 | 5 | 0 | 2 | 0 | 0 | 0 | 0 | 0 | 3 | 0 | 0 | 0 | 0 | -1 | 3 |
| 19 | Raul Neto | | 10:29 | 3 | 5 | 1 | 1 | 0 | 0 | 1 | 1 | 2 | 4 | 1 | 0 | 0 | 0 | -1 | 7 |
| 33 | Robin Lopez | | 02:03 | 0 | 1 | 0 | 1 | 0 | 0 | 0 | 0 | 0 | 0 | 0 | 0 | 0 | 0 | -1 | 0 |
| | | | 40:00 | 40 | 88 | 13 | 35 | 26 | 29 | 10 | 25 | 35 | 20 | 23 | 9 | 11 | -17 | 119 | 119 |
| | | | | 45.5% | | 37.1% | | 89.7% | | | TM REB: 6 | | | | | | TOT TO: 11 (19 PTS) | | |



NATIONAL BASKETBALL ASSOCIATION

OFFICIAL SCORER'S REPORT
FINAL BOXWednesday, March 1, 2023 TD Garden, Boston, MA
Officials: #58 Josh Tiven, #34 Kevin Cutler, #54 Ray AcostaGame Duration: 2:17
Attendance: 19156 (Sellout)

VISITOR: Cleveland Cavaliers (39-26)

| | POS | MIN | FG | FGA | 3P | 3PA | FT | FTA | OR | DR | TOT | A | PF | ST | TO | BS | +/- | PTS | |
|---------------------|-----|------------------------|--------|-------|----|-----|-------|-------|----|----|------------|----|----|----|----|----|-----|-------------------|-----|
| 35 Isaac Okoro | F | 15:47 | 2 | 5 | 0 | 3 | 5 | 5 | 1 | 1 | 2 | 0 | 4 | 0 | 0 | 0 | 1 | -9 | 9 |
| 4 Evan Mobley | F | 39:11 | 6 | 15 | 0 | 2 | 0 | 2 | 2 | 11 | 13 | 1 | 3 | 1 | 0 | 0 | 0 | -1 | 12 |
| 31 Jarrett Allen | C | 39:28 | 2 | 5 | 0 | 0 | 1 | 2 | 2 | 5 | 7 | 1 | 1 | 3 | 0 | 2 | -3 | 5 | |
| 45 Donovan Mitchell | G | 43:34 | 17 | 32 | 4 | 12 | 6 | 7 | 1 | 3 | 4 | 5 | 4 | 0 | 2 | 0 | -5 | 44 | |
| 10 Darius Garland | G | 40:46 | 12 | 21 | 5 | 9 | 0 | 3 | 0 | 3 | 3 | 9 | 2 | 4 | 0 | 1 | 29 | | |
| 3 Caris LeVert | | 33:21 | 5 | 11 | 0 | 3 | 0 | 0 | 4 | 2 | 6 | 3 | 3 | 0 | 0 | 0 | 11 | 10 | |
| 32 Dean Wade | | 15:18 | 0 | 2 | 0 | 2 | 0 | 0 | 0 | 1 | 1 | 0 | 1 | 0 | 0 | 0 | -6 | 0 | |
| 13 Ricky Rubio | | 07:29 | 1 | 1 | 1 | 1 | 2 | 0 | 2 | 2 | 2 | 0 | 0 | 0 | 0 | 0 | 4 | 4 | |
| 16 Cedi Osman | | 05:06 | 0 | 0 | 0 | 0 | 0 | 0 | 0 | 0 | 0 | 0 | 0 | 0 | 0 | 0 | -8 | 0 | |
| 14 Danny Green | | DNP - Coach's Decision | | | | | | | | | | | | | | | | | |
| 33 Robin Lopez | | DNP - Coach's Decision | | | | | | | | | | | | | | | | | |
| 19 Raul Neto | | DNP - Coach's Decision | | | | | | | | | | | | | | | | | |
| 8 Lamar Stevens | | DNP - Coach's Decision | | | | | | | | | | | | | | | | | |
| | | | 240:00 | 45 | 92 | 10 | 32 | 13 | 21 | 10 | 28 | 38 | 21 | 18 | 8 | 6 | 3 | -4 | 113 |
| | | | | 48.9% | | | 31.2% | 61.9% | | | TM REB: 10 | | | | | | | TOT TO: 7 (9 PTS) | |

HOME: BOSTON CELTICS (45-18)

| | POS | MIN | FG | FGA | 3P | 3PA | FT | FTA | OR | DR | TOT | A | PF | ST | TO | BS | +/- | PTS | |
|------------------------|------------------------|-------|-----------------|-----|----|-----|----|-----|----|----|-----|----|----|----|----|----|-----|-------------------------------|--|
| 0 Jayson Tatum | F | 35:57 | 13 | 21 | 4 | 6 | 11 | 14 | 2 | 9 | 11 | 8 | 1 | 0 | 3 | 0 | 4 | 31 | |
| 42 Al Horford | F | 32:38 | 8 | 10 | 6 | 8 | 1 | 1 | 1 | 10 | 11 | 3 | 3 | 0 | 2 | 1 | 3 | 23 | |
| 44 Robert Williams III | C | 30:41 | 4 | 4 | 0 | 0 | 3 | 3 | 8 | 11 | 3 | 2 | 1 | 1 | 2 | 9 | 11 | | |
| 7 Jaylen Brown | G | 37:20 | 6 | 15 | 2 | 5 | 2 | 2 | 0 | 3 | 3 | 4 | 3 | 0 | 2 | 0 | 2 | 16 | |
| 36 Marcus Smart | G | 36:10 | 3 | 11 | 2 | 3 | 6 | 8 | 0 | 0 | 2 | 1 | 3 | 1 | 0 | 1 | 1 | 14 | |
| 9 Derrick White | | 24:33 | 2 | 5 | 0 | 2 | 0 | 0 | 1 | 1 | 2 | 5 | 4 | 0 | 0 | 1 | -1 | 4 | |
| 13 Malcolm Brogdon | | 22:38 | 1 | 5 | 0 | 2 | 0 | 0 | 0 | 2 | 2 | 2 | 0 | 1 | 3 | 0 | 3 | 2 | |
| 30 Sam Hauser | | 08:35 | 2 | 4 | 2 | 4 | 0 | 0 | 0 | 2 | 2 | 0 | 2 | 0 | 0 | 0 | 1 | 6 | |
| 57 Mike Muscala | | 11:28 | 0 | 3 | 0 | 2 | 0 | 0 | 0 | 1 | 1 | 0 | 2 | 0 | 0 | 0 | -2 | 0 | |
| 51 Blake Griffin | DNP - Coach's Decision | | | | | | | | | | | | | | | | | | |
| 40 Luke Kornet | DNP - Coach's Decision | | | | | | | | | | | | | | | | | | |
| 11 Payton Pritchard | DNP - Coach's Decision | | | | | | | | | | | | | | | | | | |
| 12 Grant Williams | DNP - Coach's Decision | | | | | | | | | | | | | | | | | | |
| | | | 240:00 | 39 | 78 | 16 | 32 | 23 | 28 | 7 | 36 | 43 | 27 | 18 | 5 | 12 | 4 | 117 | |
| | | | 50% 82.1% 75.0% | | | | | | | | | | | | | | | TM REB: 8 TOT TO: 13 (16 PTS) | |

SCORE BY PERIOD

| PERIOD | 1 | 2 | 3 | 4 | FINAL |
|---|----|----|----|----|-------|
| Cavaliers | 28 | 24 | 26 | 35 | 113 |
| Celtics | 28 | 29 | 41 | 21 | 117 |
| Inactive: Cavaliers - Diakite (G League - Two-Way), Mobley (G League - Two-Way), Windler (G League - On Assignment) | | | | | |
| Inactive: Celtics - Davidson (G League - Two-Way), Gallinari (Injury/Illness - Left Knee: ACL Repair), Kabengele (G League - Two-Way) | | | | | |
| Points in the Paint: Cavaliers 68 (34/56), CELTICS 45 (22/38) | | | | | |
| 2nd Chance Points: Cavaliers 16 (8/13), CELTICS 16 (8/9) | | | | | |
| Fast Break Points: Cavaliers 20 (7/9), CELTICS 16 (7/9) | | | | | |
| Biggest Lead: Cavaliers 4, CELTICS 21 | | | | | |
| Lead Changes: 10 | | | | | |
| Times Tied: 7 | | | | | |

Copyright (c) 2022-2023 NBA Properties, INC. All Rights Reserved

NATIONAL BASKETBALL ASSOCIATION

OFFICIAL SCORER'S REPORT
FINAL BOXSaturday, March 4, 2023 Rocket Mortgage FieldHouse, Cleveland, OH
Officials: #64 Justin Van Dyne, #51 Aaron Smith, #86 Brandon SchwabGame Duration: 2:05
Attendance: 19432 (Sellout)

VISITOR: Detroit Pistons (15-49)

| | POS | MIN | FG | FGA | 3P | 3PA | FT | FTA | OR | DR | TOT | A | PF | ST | TO | BS | +/- | PTS |
|----------------------|-----|-------|-------|-----|----|-----|----|-----|----|----|-----------|---|----|----|-----|----|-----|---------------------|
| 35 Marvin Bagley III | F | 34:05 | 8 | 12 | 1 | 2 | 3 | 6 | 5 | 8 | 13 | 2 | 2 | 1 | 2 | 3 | -20 | 20 |
| 12 Isaiah Livers | F | 24:35 | 3 | 6 | 1 | 4 | 0 | 0 | 0 | 4 | 4 | 2 | 2 | 1 | 0 | 0 | -11 | 7 |
| 13 James Wiseman | C | 23:49 | 1 | 6 | 0 | 1 | 1 | 2 | 0 | 9 | 9 | 1 | 3 | 1 | 4 | 2 | -26 | 3 |
| 23 Jaden Ivey | G | 30:22 | 4 | 14 | 1 | 4 | 1 | 2 | 2 | 4 | 2 | 4 | 2 | 1 | 0 | 5 | -18 | 10 |
| 7 Killian Hayes | G | 17:36 | 2 | 7 | 0 | 1 | 1 | 3 | 0 | 2 | 2 | 5 | 1 | 1 | 1 | 0 | -16 | 5 |
| 6 Hamidou Diallo | | 26:35 | 7 | 13 | 0 | 0 | 0 | 0 | 2 | 5 | 7 | 1 | 3 | 1 | 3 | 1 | -8 | 14 |
| 17 Rodney McGruder | | 15:28 | 0 | 1 | 0 | 1 | 2 | 2 | 0 | 2 | 2 | 1 | 0 | 0 | 0 | 0 | -6 | 2 |
| 18 Cory Joseph | | 23:40 | 2 | 3 | 1 | 1 | 4 | 4 | 0 | 2 | 2 | 3 | 0 | 0 | 3 | 1 | -14 | 9 |
| 14 R.J. Hampton | | 16:54 | 3 | 8 | 1 | 4 | 4 | 4 | 0 | 1 | 1 | 2 | 2 | 0 | 4 | 0 | -17 | 11 |
| 8 Jared Rhoden | | 09:03 | 1 | 4 | 0 | 1 | 0 | 0 | 2 | 1 | 3 | 0 | 0 | 0 | 0 | 0 | 6 | 2 |
| 97 Eugene Omoruyi | | 12:00 | 1 | 4 | 0 | 2 | 2 | 2 | 1 | 0 | 1 | 0 | 1 | 0 | 1 | 0 | 5 | 4 |
| 27 Buddy Boehmen | | 05:53 | 1 | 3 | 1 | 3 | 0 | 0 | 0 | 1 | 1 | 0 | 0 | 0 | 0 | 0 | 5 | 3 |
| 240:00 | 33 | 81 | 6 | 24 | 18 | 25 | 12 | 37 | 49 | 19 | 15 | 5 | 23 | 7 | -24 | 90 | | |
| | | | 40.7% | | | 25% | | 72% | | | TM REB: 9 | | | | | | | TOT TO: 24 (28 PTS) |

HOME: CLEVELAND CAVALIERS (40-26)

| | POS | MIN | FG | FGA | 3P | 3PA | FT | FTA | OR | DR | TOT | A | PF | ST | TO | BS | +/- | PTS | |
|---------------------|-----|------------------------|-------|-----|----|-------|-------|-----|----|------------|-----|----|----|----|----|----|-----|---------------------|---|
| 35 Isaac Okoro | F | 19:23 | 2 | 5 | 0 | 2 | 1 | 2 | 0 | 0 | 0 | 0 | 0 | 2 | 2 | 1 | 0 | 23 | 5 |
| 4 Evan Mobley | F | 29:36 | 7 | 14 | 0 | 1 | 2 | 4 | 3 | 8 | 11 | 6 | 1 | 3 | 4 | 2 | 28 | 16 | |
| 31 Jarrett Allen | C | 25:47 | 6 | 9 | 0 | 0 | 3 | 5 | 1 | 4 | 5 | 0 | 3 | 2 | 1 | 0 | 24 | 15 | |
| 45 Donovan Mitchell | G | 24:27 | 8 | 17 | 2 | 6 | 2 | 3 | 0 | 3 | 3 | 4 | 0 | 2 | 1 | 1 | 22 | 20 | |
| 10 Darius Garland | G | 23:46 | 8 | 11 | 5 | 6 | 0 | 0 | 1 | 2 | 3 | 7 | 4 | 2 | 0 | 20 | 21 | | |
| 3 Caris LeVert | | 21:35 | 3 | 8 | 3 | 4 | 2 | 4 | 1 | 1 | 2 | 3 | 1 | 1 | 2 | 0 | 13 | 11 | |
| 13 Ricky Rubio | | 19:50 | 2 | 5 | 1 | 2 | 0 | 0 | 2 | 3 | 5 | 3 | 1 | 2 | 0 | 2 | 10 | 5 | |
| 32 Dean Wade | | 13:42 | 0 | 2 | 0 | 2 | 0 | 0 | 0 | 1 | 1 | 2 | 2 | 1 | 0 | 1 | -11 | 0 | |
| 16 Cedi Osman | | 18:35 | 2 | 7 | 1 | 6 | 0 | 0 | 0 | 4 | 4 | 3 | 3 | 0 | 0 | 0 | 5 | 5 | |
| 8 Lamar Stevens | | 22:04 | 4 | 8 | 0 | 1 | 0 | 0 | 0 | 5 | 5 | 1 | 1 | 0 | 0 | 0 | 12 | 8 | |
| 13 Danny Green | | 08:28 | 2 | 2 | 2 | 2 | 0 | 0 | 0 | 0 | 0 | 0 | 1 | 1 | 0 | -8 | 6 | | |
| 19 Raul Neto | | 08:28 | 0 | 1 | 0 | 1 | 0 | 0 | 0 | 0 | 0 | 0 | 0 | 0 | 0 | 0 | -8 | 0 | |
| 5 Sam Merrill | | 04:17 | 1 | 2 | 0 | 1 | 0 | 0 | 0 | 0 | 0 | 0 | 0 | 0 | 0 | 0 | -5 | 2 | |
| 33 Robin Lopez | | DNP - Coach's Decision | | | | | | | | | | | | | | | | | |
| | | 240:00 | 45 | 91 | 14 | 34 | 10 | 18 | 8 | 31 | 39 | 29 | 18 | 14 | 11 | 8 | 24 | 114 | |
| | | | 49.5% | | | 41.2% | 55.6% | | | TM REB: 12 | | | | | | | | TOT TO: 12 (17 PTS) | |

SCORE BY PERIOD

| PERIOD | 1 | 2 | 3 | 4 | FINAL |
|---|----|----|----|----|-------|
| Pistons | 21 | 24 | 22 | 23 | 90 |
| Cavaliers | 24 | 30 | 42 | 18 | 114 |
| Inactive: Pistons - Bogdanovic (Injury/Illness - Bilateral Achilles; Tendinopathy), Burke (Injury/Illness - Left Foot Soreness), Cunningham (Injury/Illness - Left Knee; Soreness), Duren (Injury/Illness - Bilateral Achilles; Soreness), Stewart (Injury/Illness - Right Hip; Soreness) | | | | | |
| Inactive: Cavaliers - Diakite (G League - Two-Way), Mobley (G League - Two-Way), Windler (G League - On Assignment) | | | | | |
| Points in the Paint: Pistons 46 (23/40), CAVALIERS 52 (28/50) | | | | | |
| 2nd Chance Points: Pistons 11 (5/12), CAVALIERS 10 (4/7) | | | | | |
| Fast Break Points: Pistons 14 (5/9), CAVALIERS 25 (11/15) | | | | | |
| Biggest Lead: Pistons 8, CAVALIERS 35 | | | | | |
| Lead Changes: 4 | | | | | |
| Times Tied: 3 | | | | | |

MEMO: Donovan Mitchell left finger sprain - probable to return

Copyright (c) 2022-2023 NBA Properties, INC. All Rights Reserved

NATIONAL BASKETBALL ASSOCIATION

OFFICIAL SCORER'S REPORT
FINAL BOXMonday, March 6, 2023 Rocket Mortgage FieldHouse, Cleveland, OH
Officials: #25 Tony Brothers, #39 Tyler Ford, #35 Jason GoldenbergGame Duration: 2:36
Attendance: 19432 (Sellout)

VISITOR: Boston Celtics (45-21)

| | | POS | MIN | FG | FGA | 3P | 3PA | FT | FTA | OR | DR | TOT | A | PF | ST | TO | BS | +/- | PTS |
|--|------------------|---|--------|----|-------|----|-------|-------|-----|----|-----------|-----|----|----|----|----|----|-----|---------------------|
| 7 | Jaylen Brown | F | 45:06 | 12 | 26 | 1 | 7 | 7 | 10 | 2 | 11 | 13 | 9 | 5 | 0 | 4 | 1 | -32 | |
| 57 | Mike Muscala | F | 34:57 | 2 | 6 | 1 | 5 | 0 | 0 | 1 | 5 | 6 | 0 | 2 | 2 | 0 | 1 | 9 | 5 |
| 91 | Blake Griffin | C | 18:01 | 2 | 4 | 0 | 2 | 0 | 0 | 4 | 4 | 2 | 2 | 0 | 1 | 0 | 7 | 4 | 7 |
| 9 | Derrick White | G | 35:53 | 5 | 14 | 2 | 5 | 0 | 0 | 2 | 1 | 3 | 2 | 4 | 0 | 1 | 0 | -9 | 12 |
| 36 | Marcus Smart | G | 37:15 | 4 | 17 | 3 | 11 | 0 | 0 | 1 | 2 | 3 | 5 | 1 | 2 | 3 | 1 | -8 | 11 |
| 13 | Malcolm Brogdon | | 36:28 | 8 | 14 | 3 | 6 | 5 | 5 | 0 | 4 | 4 | 5 | 4 | 0 | 1 | 0 | -7 | 24 |
| 11 | Payton Pritchard | | 16:08 | 2 | 8 | 1 | 6 | 2 | 2 | 0 | 4 | 4 | 1 | 0 | 0 | 1 | 0 | 2 | 7 |
| 40 | Luke Kornet | | 18:32 | 2 | 5 | 0 | 0 | 0 | 2 | 6 | 2 | 8 | 0 | 1 | 0 | 0 | 1 | -17 | 4 |
| 30 | Sam Hauser | | 06:34 | 1 | 1 | 1 | 1 | 0 | 0 | 1 | 2 | 3 | 1 | 0 | 1 | 1 | 8 | 3 | 3 |
| 12 | Grant Williams | | 16:06 | 4 | 6 | 4 | 5 | 0 | 2 | 2 | 3 | 4 | 0 | 2 | 0 | 0 | 0 | -12 | |
| 42 | Al Horford | NWT - Injury/Illness - Low Back Stiffness | | | | | | | | | | | | | | | | | |
| | | | 265:00 | 42 | 101 | 16 | 48 | 14 | 21 | 15 | 37 | 52 | 25 | 21 | 5 | 12 | 5 | -4 | 114 |
| | | | | | 41.6% | | 33.3% | 66.7% | | | TM REB: 9 | | | | | | | | TOT TO: 14 (12 PTS) |
| HOME, CLEVELAND AND CAVALIERS (41 PTS) | | | | | | | | | | | | | | | | | | | |

HOME: CLEVELAND CAVALIERS (42-26)

| | | | | | | | | | | | | | | | | | | |
|---|------------------------|-------|----|----|---|----|---|---|---|----|----|----|---|---|---|----|-----|----|
| 35 Isaac Okoro | F | 22:56 | 3 | 7 | 1 | 4 | 2 | 2 | 0 | 2 | 2 | 2 | 1 | 1 | 0 | 0 | -5 | 9 |
| 4 Evan Mobley | F | 41:19 | 10 | 14 | 1 | 4 | 4 | 7 | 5 | 12 | 17 | 1 | 5 | 0 | 3 | 3 | 9 | 25 |
| 31 Jarrett Allen | C | 25:38 | 2 | 5 | 0 | 0 | 0 | 0 | 0 | 5 | 6 | 3 | 3 | 0 | 0 | 0 | -8 | 4 |
| 45 Donovan Mitchell | G | 47:11 | 14 | 34 | 4 | 11 | 8 | 4 | 1 | 11 | 16 | 5 | 6 | 4 | 2 | 1 | 3 | 40 |
| 10 Darius Garland | G | 42:24 | 6 | 18 | 2 | 7 | 3 | 4 | 0 | 5 | 5 | 12 | 2 | 1 | 3 | 0 | 17 | 17 |
| 32 Dean Wade | | 10:56 | 0 | 1 | 0 | 1 | 0 | 0 | 0 | 2 | 2 | 0 | 0 | 0 | 0 | 0 | -10 | 0 |
| 21 Chris Paul | P | 32:41 | 2 | 7 | 1 | 3 | 2 | 1 | 5 | 6 | 4 | 2 | 1 | 3 | 0 | 9 | 9 | 9 |
| 13 Ricky Rubio | | 08:59 | 1 | 1 | 0 | 0 | 0 | 0 | 0 | 0 | 0 | 0 | 0 | 3 | 0 | -6 | -2 | 2 |
| 16 Cedi Osman | | 17:47 | 1 | 4 | 2 | 2 | 0 | 0 | 0 | 1 | 1 | 0 | 2 | 0 | 0 | 0 | -7 | 6 |
| 8 Lamar Stevens | | 17:09 | 3 | 5 | 1 | 2 | 1 | 2 | 6 | 2 | 8 | 1 | 1 | 0 | 2 | 0 | 18 | 8 |
| 14 Danny Green | DNP - Coach's Decision | | | | | | | | | | | | | | | | | |
| 33 Robin Lopez | DNP - Coach's Decision | | | | | | | | | | | | | | | | | |
| 5 Sam Merrill | DNP - Coach's Decision | | | | | | | | | | | | | | | | | |
| 19 Raul Neto | DNP - Coach's Decision | | | | | | | | | | | | | | | | | |
| 9 Dylan Windler | DNP - Coach's Decision | | | | | | | | | | | | | | | | | |
| 26:00 43 95 12 34 20 16 42 58 27 20 14 15 7 4 118 | | | | | | | | | | | | | | | | | | |
| 44.8% 35.3% 80% TM REB: 5 TOT TO (22 PTS) | | | | | | | | | | | | | | | | | | |



NATIONAL BASKETBALL ASSOCIATION

OFFICIAL SCORER'S REPORT
FINAL BOXFriday, March 17, 2023 Rocket Mortgage FieldHouse, Cleveland, OH
Officials: #15 Zach Zarba, #23 Tre Maddox, #40 Leon WoodGame Duration: 2:11
Attendance: 19432 (Sellout)

VISITOR: Washington Wizards (32-38)

| | POS | MIN | FG | FGA | 3P | 3PA | FT | FTA | OR | DR | TOT | A | PF | ST | TO | BS | +/- | PTS |
|----------------------|-----|--------|-------|-----|-------|-----|-----|-----|----|----|-----------|----|----|----|----|----|-----|---------------------|
| 33 Kyle Kuzma | F | 24:52 | 3 | 7 | 1 | 3 | 0 | 0 | 0 | 2 | 2 | 1 | 5 | 1 | 4 | 1 | -22 | 7 |
| 6 Kristaps Porzingis | F | 31:41 | 7 | 16 | 1 | 5 | 5 | 5 | 0 | 9 | 9 | 3 | 1 | 2 | 4 | 2 | -4 | 20 |
| 21 Daniel Gafford | C | 21:31 | 2 | 4 | 0 | 0 | 2 | 2 | 2 | 3 | 5 | 2 | 3 | 1 | 2 | 1 | -19 | 6 |
| 3 Bradley Beal | G | 32:55 | 8 | 18 | 1 | 3 | 5 | 7 | 1 | 7 | 8 | 5 | 3 | 1 | 3 | 1 | -7 | 22 |
| 12 Monte Morris | G | 28:59 | 3 | 10 | 2 | 4 | 2 | 2 | 0 | 2 | 2 | 5 | 0 | 1 | 0 | 1 | -3 | 10 |
| 9 Deni Avdija | | 18:26 | 0 | 3 | 0 | 3 | 2 | 4 | 0 | 1 | 1 | 3 | 2 | 0 | 0 | 0 | 2 | 2 |
| 24 Corey Kispert | | 27:46 | 5 | 6 | 2 | 3 | 0 | 0 | 1 | 1 | 2 | 0 | 2 | 0 | 0 | 0 | -9 | 12 |
| 55 Delon Wright | | 16:31 | 2 | 4 | 0 | 0 | 0 | 0 | 2 | 1 | 3 | 2 | 0 | 0 | 1 | 0 | -17 | 4 |
| 1 Johnny Davis | | 18:51 | 2 | 3 | 0 | 0 | 0 | 0 | 0 | 4 | 4 | 0 | 2 | 0 | 1 | 0 | -21 | 4 |
| 16 Anthony Gill | | 06:43 | 0 | 0 | 0 | 0 | 0 | 0 | 0 | 1 | 1 | 1 | 0 | 0 | 0 | 0 | -2 | 0 |
| 7 Jordan Goodwin | | 03:55 | 0 | 1 | 0 | 0 | 0 | 0 | 0 | 0 | 0 | 0 | 0 | 0 | 0 | 0 | -3 | 0 |
| 20 Kendrick Nunn | | 03:55 | 2 | 3 | 1 | 2 | 0 | 0 | 0 | 1 | 1 | 0 | 1 | 0 | 0 | 0 | -3 | 5 |
| 67 Taj Gibson | | 03:55 | 1 | 1 | 0 | 0 | 0 | 0 | 0 | 0 | 0 | 0 | 0 | 0 | 0 | 0 | -3 | 2 |
| | | 240:00 | 35 | 76 | 8 | 23 | 16 | 20 | 6 | 32 | 38 | 22 | 19 | 5 | 16 | 6 | -23 | 94 |
| | | | 46.1% | | 34.8% | | 80% | | | | TM REB: 6 | | | | | | | TOT TO: 17 (21 PTS) |

HOME: CLEVELAND CAVALIERS (45-28)

| | POS | MIN | FG | FGA | 3P | 3PA | FT | FTA | OR | DR | TOT | A | PF | ST | TO | BS | +/- | PTS | |
|--|-----|-------|----|-----|----|-----|----|-----|----|----|-----|---|----|----|----|----|-----|-----|----|
| 35 Isaac Okoro | F | 26:11 | 2 | 4 | 0 | 1 | 0 | 0 | 1 | 3 | 4 | 1 | 2 | 1 | 1 | 1 | 5 | 4 | |
| 8 Lamar Stevens | F | 21:11 | 4 | 6 | 0 | 1 | 1 | 2 | 1 | 3 | 4 | 1 | 1 | 1 | 0 | 0 | -7 | 9 | |
| 4 Evan Mobley | C | 35:31 | 8 | 15 | 0 | 0 | 4 | 6 | 1 | 7 | 8 | 3 | 3 | 0 | 2 | 2 | 16 | 20 | |
| 45 Donovan Mitchell | G | 26:01 | 7 | 17 | 0 | 6 | 6 | 2 | 4 | 6 | 1 | 2 | 1 | 2 | 0 | 0 | 8 | 20 | |
| 10 Darius Garland | G | 37:09 | 11 | 19 | 1 | 5 | 1 | 1 | 2 | 2 | 4 | 9 | 0 | 0 | 1 | 1 | 0 | 21 | 24 |
| 3 Caris LeVert | | 26:28 | 6 | 9 | 1 | 3 | 2 | 2 | 0 | 4 | 4 | 3 | 2 | 4 | 1 | 1 | 17 | 15 | |
| 13 Ricky Rubio | | 21:13 | 3 | 4 | 0 | 0 | 2 | 3 | 1 | 2 | 3 | 5 | 1 | 0 | 0 | 0 | 15 | 8 | |
| 16 Cedi Osman | | 18:07 | 2 | 3 | 1 | 1 | 0 | 0 | 0 | 3 | 3 | 4 | 3 | 2 | 1 | 0 | 5 | 8 | |
| 21 Mamadi Diakite | | 12:29 | 1 | 5 | 0 | 0 | 0 | 0 | 1 | 4 | 5 | 2 | 5 | 0 | 2 | 1 | 7 | 2 | |
| 9 Dylan Windler | | 03:55 | 1 | 1 | 1 | 1 | 0 | 0 | 0 | 0 | 0 | 0 | 0 | 0 | 0 | 0 | 3 | 3 | |
| 14 Danny Green | | 03:55 | 1 | 2 | 0 | 1 | 0 | 0 | 0 | 0 | 0 | 0 | 0 | 0 | 0 | 0 | 3 | 2 | |
| 19 Raul Neto | | 03:55 | 2 | 2 | 0 | 0 | 1 | 2 | 0 | 0 | 0 | 2 | 0 | 0 | 0 | 0 | 3 | 5 | |
| 32 Dean Wade | | 03:55 | 0 | 0 | 0 | 0 | 0 | 0 | 0 | 0 | 0 | 0 | 0 | 0 | 0 | 0 | 3 | 0 | |
| 33 Robin Lopez | | | | | | | | | | | | | | | | | | | |
| DNP - Coach's Decision | | | | | | | | | | | | | | | | | | | |
| 24:00 48 87 4 19 17 22 9 32 41 31 19 9 10 7 23 117 | | | | | | | | | | | | | | | | | | | |
| 55.2% 21.1% 77.3% TM REB: 4 TOT TO: 11 (6 PTS) | | | | | | | | | | | | | | | | | | | |

SCORE BY PERIOD

| PERIOD | 1 | 2 | 3 | 4 | FINAL |
|-----------|----|----|----|----|-------|
| Wizards | 24 | 20 | 20 | 34 | 98 |
| CAVALIERS | 31 | 30 | 23 | 33 | 117 |

Inactive: Wizards - Cooks (Not With Team), Huff (G League - Two-Way), Jackson (G League - Two-Way), Todd (G League - On Assignment)
Inactive: Cavaliers - Allen (Injury/Illness - Right Eye, Contusion), Merrill (G League - On Assignment), Mobley (G League - Two-Way)
Points in the Paint: Wizards 48 (24/43), CAVALIERS 78 (39/58) Biggest Lead: Cavaliers 6, CAVALIERS 26
2nd Chance Points: Wizards 11 (5/8), CAVALIERS 11 (5/8) Lead Changes: 6
Fast Break Points: Wizards 7 (3/7), CAVALIERS 17 (8/12) Times Tied: 1Technical fouls - Individual
Wizards (1): Porzingis 3:37 2nd
CAVALIERS (0): NONE

Copyright (c) 2022-2023 NBA Properties, INC. All Rights Reserved

NATIONAL BASKETBALL ASSOCIATION

OFFICIAL SCORER'S REPORT
FINAL BOXTuesday, March 21, 2023 Barclays Center, Brooklyn, NY
Officials: #61 Courtney Kirkland, #71 Rodney Mott, #13 Ashley Moyer-GleichGame Duration: 2:14
Attendance: 17732 (Sellout)

VISITOR: Cleveland Cavaliers (46-28)

| | POS | MIN | FG | FGA | 3P | 3PA | FT | FTA | OR | DR | TOT | A | PF | ST | TO | BS | +/- | PTS |
|---------------------|-----|------------------------|----|-----|----|-----|----|-----|----|----|-----|----|----|----|----|----|-----|-----|
| 35 Isaac Okoro | F | 20:24 | 0 | 4 | 0 | 2 | 0 | 0 | 0 | 3 | 3 | 2 | 4 | 1 | 0 | 0 | 14 | 0 |
| 4 Evan Mobley | F | 36:05 | 8 | 12 | 1 | 2 | 0 | 0 | 0 | 4 | 4 | 3 | 3 | 1 | 3 | 0 | 0 | 17 |
| 31 Jarrett Allen | C | 35:05 | 5 | 11 | 0 | 0 | 2 | 3 | 8 | 6 | 14 | 1 | 5 | 0 | 1 | 2 | 1 | 12 |
| 45 Donovan Mitchell | G | 36:58 | 10 | 22 | 5 | 9 | 6 | 8 | 0 | 5 | 5 | 3 | 1 | 0 | 3 | 0 | 20 | 31 |
| 10 Darius Garland | G | 31:59 | 7 | 13 | 1 | 3 | 2 | 2 | 0 | 1 | 1 | 6 | 1 | 5 | 0 | -5 | -17 | |
| 8 Lamar Stevens | | 05:51 | 0 | 1 | 0 | 1 | 0 | 0 | 0 | 1 | 1 | 0 | 0 | 0 | 0 | 0 | -5 | 0 |
| 3 Caris LeVert | | 31:15 | 5 | 9 | 3 | 6 | 5 | 6 | 0 | 2 | 2 | 4 | 3 | 2 | 1 | 0 | -9 | 18 |
| 13 Ricky Rubio | | 19:24 | 3 | 6 | 0 | 2 | 2 | 2 | 0 | 0 | 0 | 1 | 1 | 1 | 0 | -4 | 8 | |
| 16 Cedi Osman | | 22:59 | 4 | 5 | 4 | 4 | 0 | 0 | 0 | 4 | 4 | 3 | 1 | 0 | 0 | 0 | 1 | 12 |
| 21 Mamadi Diakite | | DNP - Coach's Decision | | | | | | | | | | | | | | | | |
| 14 Danny Green | | DNP - Coach's Decision | | | | | | | | | | | | | | | | |
| 33 Robin Lopez | | DNP - Coach's Decision | | | | | | | | | | | | | | | | |
| 19 Raul Neto | | DNP - Coach's Decision | | | | | | | | | | | | | | | | |
| 32 Dean Wade | | DNP - Coach's Decision | | | | | | | | | | | | | | | | |
| | | 24:00 | 42 | 83 | 14 | 29 | 17 | 21 | 8 | 26 | 34 | 23 | 20 | 6 | 14 | 3 | 6 | 115 |

HOME: BROOKLYN NETS (39-33)

| HOME: BROOKLYN NETS (39-33) | | | | | | | | | | | | | | | | | | | |
|-----------------------------|---------------------|-------|-------|-----|-------|-----|-------|-----|----|----|------------|----|----|----|----|----|-----|---------------------|----|
| | POS | MIN | FG | FGA | 3P | 3PA | FT | FTA | OR | DR | TOT | A | PF | ST | TO | BS | +/- | PTS | |
| 2 | Cameron Johnson | F | 34:03 | 4 | 11 | 2 | 4 | 6 | 6 | 2 | 1 | 3 | 4 | 3 | 1 | 1 | 0 | -10 | 16 |
| 28 | Dorian Finney-Smith | F | 17:41 | 2 | 6 | 1 | 3 | 0 | 0 | 2 | 0 | 2 | 0 | 2 | 1 | 2 | 0 | -14 | 5 |
| 33 | Nic Claxton | C | 28:12 | 6 | 10 | 0 | 0 | 1 | 1 | 1 | 7 | 8 | 3 | 3 | 1 | 2 | 1 | -33 | 13 |
| 1 | Mikal Bridges | G | 37:03 | 9 | 21 | 0 | 8 | 0 | 0 | 1 | 3 | 4 | 1 | 0 | 0 | 2 | -16 | 18 | |
| 26 | Spencer Dinwiddie | G | 38:22 | 6 | 15 | 1 | 5 | 6 | 8 | 1 | 4 | 5 | 11 | 1 | 0 | 2 | 0 | 12 | 19 |
| 00 | Royce O'Neale | | 24:43 | 4 | 9 | 2 | 7 | 2 | 4 | 1 | 7 | 8 | 2 | 3 | 0 | 4 | 2 | 13 | 12 |
| 12 | Joe Harris | | 19:21 | 2 | 4 | 2 | 4 | 0 | 0 | 2 | 2 | 4 | 2 | 0 | 0 | 0 | 5 | 6 | |
| 20 | Day Ron Sharpe | | 19:48 | 8 | 12 | 1 | 1 | 3 | 4 | 9 | 2 | 11 | 0 | 2 | 2 | 2 | 27 | 20 | |
| 18 | Yuta Watanabe | | 11:09 | 0 | 1 | 0 | 0 | 0 | 0 | 0 | 4 | 4 | 1 | 3 | 1 | 1 | 0 | 4 | 0 |
| 30 | Seth Curry | | 09:38 | 0 | 3 | 0 | 1 | 0 | 0 | 0 | 0 | 0 | 0 | 1 | 2 | 0 | 0 | -18 | 0 |
| 0 | Moses Brown | | | | | | | | | | | | | | | | | | |
| 8 | Patty Mills | | | | | | | | | | | | | | | | | | |
| 4 | Edmond Sumner | | | | | | | | | | | | | | | | | | |
| 24 | Cam Thomas | | | | | | | | | | | | | | | | | | |
| | | 24:00 | 41 | 92 | 9 | 33 | 18 | 23 | 19 | 30 | 49 | 25 | 19 | 6 | 16 | 5 | -6 | 109 | |
| | | | 44.6% | | 27.3% | | 78.3% | | | | TM REB: 10 | | | | | | | TOT TO: 17 (25 PTS) | |

SCORE BY PERIOD

| PERIOD | 1 | 2 | 3 | 4 | FINAL |
|-----------|----|----|----|----|-------|
| Cavaliers | 23 | 38 | 33 | 21 | 115 |
| NETS | 30 | 25 | 23 | 31 | 109 |

Inactive: Cavaliers - Merrill (G League - On Assignment), Mobley (G League - Two-Way), Windler (G League - On Assignment)
Inactive: Nets - Duke Jr. (G League - Two-Way), Simmons (Injury/Illness - Left Knee/Back; Soreness), Smith (G League - Two-Way)
Points in the Paint: Cavaliers 44 (22/41), NETS 34 (27/50) Biggest Lead: Cavaliers 24, NETS 7
2nd Chance Points: Cavaliers 10 (5/9), NETS 19 (8/17) Lead Changes: 4
Fast Break Points: Cavaliers 9 (4/6), NETS 15 (9/10) Times Tied: 5

Copyright (c) 2022-2023 NBA Properties, INC. All Rights Reserved

NATIONAL BASKETBALL ASSOCIATION

OFFICIAL SCORER'S REPORT
FINAL BOXThursday, March 23, 2023 Barclays Center, Brooklyn, NY
Officials: #42 Eric Lewis, #34 Kevin Cutler, #31 Scott WallGame Duration: 2:13
Attendance: 17732 (Sellout)

VISITOR: Cleveland Cavaliers (47-28)

| | POS | MIN | FG | FGA | 3P | 3PA | FT | FTA | OR | DR | TOT | A | PF | ST | TO | BS | +/- | PTS | | |
|---------------------|-----|-------|------------------------|-----|-------|-----|-------|-----|----|----|-----------|----|----|----|----|----|-----|---------------------|-----|-----|
| 35 Isaac Okoro | F | 29:48 | 4 | 5 | 3 | 4 | 0 | 0 | 0 | 1 | 1 | 1 | 3 | 0 | 0 | 0 | -8 | 11 | | |
| 4 Evan Mobley | F | 39:58 | 11 | 18 | 0 | 1 | 4 | 6 | 5 | 11 | 16 | 3 | 1 | 1 | 4 | 16 | 26 | 26 | | |
| 31 Jarrett Allen | C | 39:34 | 5 | 9 | 0 | 0 | 2 | 5 | 5 | 10 | 2 | 3 | 1 | 2 | 1 | 1 | 12 | 12 | | |
| 45 Donovan Mitchell | G | 33:29 | 11 | 24 | 3 | 9 | 6 | 9 | 2 | 4 | 6 | 1 | 3 | 0 | 1 | 1 | 0 | 31 | | |
| 10 Darius Garland | G | 39:26 | 4 | 16 | 2 | 6 | 3 | 3 | 0 | 1 | 1 | 8 | 2 | 3 | 3 | 3 | 0 | 15 | 13 | |
| 3 Caris LeVert | | 22:18 | 3 | 7 | 2 | 5 | 4 | 4 | 1 | 2 | 3 | 2 | 4 | 2 | 3 | 0 | 1 | 12 | 12 | |
| 8 Lamar Stevens | | 03:41 | 1 | 2 | 1 | 1 | 0 | 0 | 0 | 1 | 1 | 0 | 0 | 0 | 0 | 0 | -8 | 3 | 3 | |
| 16 Cedi Osman | | 22:07 | 3 | 7 | 1 | 5 | 1 | 2 | 0 | 2 | 2 | 0 | 3 | 0 | 0 | 0 | 1 | -1 | 8 | 8 |
| 13 Ricky Rubio | | 19:39 | 0 | 1 | 0 | 1 | 0 | 0 | 0 | 0 | 0 | 7 | 2 | 0 | 0 | 0 | -5 | 0 | 0 | 0 |
| 21 Mamadi Diakite | | | DNP - Coach's Decision | | | | | | | | | | | | | | | | | |
| 14 Danny Green | | | DNP - Coach's Decision | | | | | | | | | | | | | | | | | |
| 33 Robin Lopez | | | DNP - Coach's Decision | | | | | | | | | | | | | | | | | |
| 32 Dean Wade | | | DNP - Coach's Decision | | | | | | | | | | | | | | | | | |
| | | 24:00 | 42 | 89 | 12 | 32 | 20 | 26 | 13 | 27 | 40 | 24 | 21 | 7 | 9 | 7 | 2 | 116 | 116 | 116 |
| | | | 47.2% | | 37.5% | | 76.9% | | | | TM REB: 8 | | | | | | | TOT TO: 10 (20 PTS) | | |

HOME: BROOKLYN NETS (39-34)

| HOME: BROOKLYN NETS (3-5) | | | | | | | | | | | | | | | | | | | |
|---------------------------|---------------------|-----|------------------------|-----|----|-----|----|-----|----|----|-----|---|----|----|----|----|-----|-----|----|
| | POS | MIN | FG | FGA | 3P | 3PA | FT | FTA | OR | DR | TOT | A | PF | ST | TO | BS | +/- | PTS | |
| 2 | Cameron Johnson | F | 22:27 | 1 | 6 | 1 | 4 | 2 | 2 | 1 | 2 | 3 | 1 | 2 | 2 | 2 | 0 | -3 | 5 |
| 28 | Dorian Finney-Smith | F | 21:32 | 0 | 6 | 0 | 4 | 4 | 3 | 2 | 5 | 1 | 0 | 0 | 3 | 2 | 3 | 4 | |
| 3 | Nic Claxton | C | 33:37 | 4 | 10 | 0 | 0 | 3 | 4 | 3 | 6 | 9 | 2 | 4 | 1 | 1 | 3 | -4 | 11 |
| 1 | Mikal Bridges | G | 34:03 | 11 | 19 | 2 | 7 | 8 | 8 | 1 | 5 | 6 | 1 | 3 | 0 | 1 | 0 | -14 | 32 |
| 26 | Spencer Dinwiddie | G | 42:07 | 9 | 15 | 2 | 4 | 5 | 6 | 0 | 4 | 4 | 12 | 1 | 1 | 2 | 0 | 9 | 25 |
| | | | | | | | | | | | | | | | | | | | |
| 00 | Royce O'Neale | | 29:45 | 4 | 9 | 2 | 5 | 2 | 2 | 0 | 8 | 8 | 2 | 5 | 1 | 3 | 0 | -6 | 12 |
| 12 | Joe Harris | | 22:48 | 5 | 8 | 5 | 8 | 0 | 0 | 0 | 3 | 3 | 0 | 1 | 0 | 0 | 0 | 2 | 15 |
| 18 | Yuta Watanabe | | 13:25 | 2 | 3 | 0 | 1 | 0 | 0 | 0 | 1 | 1 | 2 | 2 | 0 | 0 | 0 | 12 | 4 |
| 20 | Daytona Sharpe | | 14:23 | 3 | 5 | 1 | 2 | 3 | 2 | 1 | 2 | 3 | 2 | 2 | 2 | 0 | 0 | 8 | 8 |
| 30 | Seeth Curry | | 05:53 | 0 | 0 | 0 | 0 | 0 | 0 | 0 | 0 | 1 | 2 | 0 | 1 | 0 | 1 | 0 | 0 |
| 0 | Moses Brown | | DNP - Coach's Decision | | | | | | | | | | | | | | | | |
| 8 | Patty Mills | | DNP - Coach's Decision | | | | | | | | | | | | | | | | |
| 4 | Edmond Sumner | | DNP - Coach's Decision | | | | | | | | | | | | | | | | |
| 24 | Cam Thomas | | DNP - Coach's Decision | | | | | | | | | | | | | | | | |



NATIONAL BASKETBALL ASSOCIATION

OFFICIAL SCORER'S REPORT
FINAL BOX

Thursday, April 6, 2023 Amway Center, Orlando, FL
Officials: #29 Mark Lindsay, #22 JB DeRosa, #43 Matt Myers

Game Duration: 2:02
Attendance: 19235 (Sellout)

VISITOR: Cleveland Cavaliers (51-30)

| POS | MIN | FG | FGA | 3P | 3PA | FT | FTA | OR | DR | TOT | A | PF | ST | TO | BS | +/- | PTS |
|-------------------|-----|---|-----|-------|-----|-------|-----|----|----|-----------|----|----|----|----|----|-----|---------------------|
| 8 Lamar Stevens | F | 31:22 | 5 | 14 | 2 | 5 | 1 | 2 | 1 | 5 | 6 | 1 | 1 | 2 | 1 | 13 | 13 |
| 32 Dean Wade | F | 22:34 | 3 | 7 | 1 | 4 | 0 | 0 | 2 | 4 | 6 | 2 | 1 | 1 | 2 | 0 | 7 |
| 33 Robin Lopez | C | 18:56 | 4 | 4 | 0 | 0 | 0 | 0 | 1 | 1 | 2 | 3 | 4 | 1 | 1 | 3 | 8 |
| 16 Cedi Osman | C | 22:07 | 7 | 11 | 4 | 6 | 1 | 1 | 0 | 5 | 5 | 4 | 0 | 0 | 1 | 0 | 15 |
| 13 Ricky Rubio | G | 20:28 | 2 | 7 | 1 | 2 | 0 | 0 | 0 | 2 | 2 | 5 | 2 | 1 | 0 | 0 | 5 |
| 19 Raul Neto | | 24:22 | 3 | 6 | 0 | 1 | 2 | 2 | 1 | 1 | 2 | 8 | 4 | 0 | 6 | 1 | 3 |
| 14 Danny Green | | 26:02 | 8 | 14 | 5 | 9 | 0 | 0 | 0 | 3 | 3 | 3 | 1 | 3 | 1 | 1 | 19 |
| 21 Mamadi Diakite | | 23:37 | 5 | 7 | 1 | 2 | 2 | 2 | 6 | 8 | 1 | 5 | 1 | 3 | 1 | 9 | 13 |
| 15 Isaiah Mobley | | 28:45 | 7 | 12 | 2 | 3 | 2 | 2 | 2 | 4 | 1 | 3 | 3 | 1 | 2 | 17 | 18 |
| 5 Sam Merrill | | 21:47 | 2 | 6 | 2 | 6 | 0 | 0 | 0 | 4 | 4 | 3 | 0 | 1 | 0 | 0 | 6 |
| 3 Caris LeVert | | DND - Injury/Illness - LT Knee Soreness | | | | | | | | | | | | | | | |
| 240:00 | | 46 | 88 | 18 | 38 | 8 | 9 | 9 | 33 | 42 | 31 | 21 | 13 | 16 | 7 | 24 | 118 |
| | | 52.3% | | 47.4% | | 88.9% | | | | TM REB: 4 | | | | | | | TOT TO: 17 (13 PTS) |

HOME: ORLANDO MAGIC (34-46)

| POS | MIN | FG | FGA | 3P | 3PA | FT | FTA | OR | DR | TOT | A | PF | ST | TO | BS | +/- | PTS |
|----------------------------|-----|------------------------|-----|-------|-----|-------|-----|----|----|------------|----|----|----|----|----|-----|---------------------|
| 3 Chuma Okeke | F | 31:41 | 1 | 6 | 0 | 3 | 0 | 0 | 1 | 4 | 5 | 3 | 3 | 3 | 1 | -10 | 2 |
| 10 Bol Bol | F | 29:55 | 6 | 15 | 1 | 7 | 5 | 5 | 1 | 7 | 8 | 3 | 0 | 0 | 4 | -10 | 18 |
| 21 Moritz Wagner | C | 20:53 | 3 | 11 | 2 | 5 | 1 | 2 | 1 | 3 | 4 | 2 | 3 | 0 | 3 | -12 | 9 |
| 2 Caleb Houston | G | 30:13 | 3 | 9 | 2 | 7 | 0 | 0 | 1 | 1 | 2 | 2 | 0 | 1 | 1 | 0 | -16 |
| 4 Jalen Suggs | G | 23:49 | 7 | 15 | 5 | 9 | 3 | 3 | 2 | 3 | 5 | 4 | 1 | 0 | 2 | 1 | -8 |
| 35 Goga Bitadze | | 20:51 | 3 | 7 | 0 | 1 | 1 | 2 | 2 | 5 | 7 | 1 | 0 | 0 | 1 | -17 | 7 |
| 0 Jay Scrubb | | 27:35 | 4 | 6 | 2 | 2 | 1 | 2 | 0 | 5 | 5 | 1 | 1 | 2 | 3 | 0 | -18 |
| 7 Kevon Harris | | 24:21 | 3 | 6 | 0 | 3 | 2 | 3 | 0 | 0 | 0 | 1 | 2 | 1 | 3 | 0 | -3 |
| 11 Michael Carter-Williams | | 12:10 | 1 | 2 | 0 | 0 | 0 | 0 | 0 | 0 | 0 | 3 | 0 | 0 | 1 | -12 | 2 |
| 25 Admiral Schofield | | 18:32 | 2 | 6 | 1 | 2 | 2 | 2 | 1 | 2 | 3 | 1 | 1 | 1 | 3 | 0 | -14 |
| 50 Cole Anthony | | DNP - Coach's Decision | | | | | | | | | | | | | | | |
| 240:00 | | 33 | 83 | 13 | 39 | 15 | 19 | 9 | 30 | 39 | 21 | 11 | 8 | 21 | 8 | -24 | 94 |
| | | 39.8% | | 33.3% | | 78.9% | | | | TM REB: 12 | | | | | | | TOT TO: 22 (26 PTS) |

SCORE BY PERIOD

| | 1 | 2 | 3 | 4 | FINAL |
|-----------|----|----|----|----|-------|
| Cavaliers | 33 | 34 | 28 | 23 | 118 |
| MAGIC | 42 | 15 | 16 | 21 | 94 |

Inactive: Cavaliers - Allen (Injury/Illness - Right Groin; Strain), Garland (Injury/Illness - Left Lower Leg; Contusion), Mitchell (Injury/Illness - Left Hand; Finger Sprain), Mobley (Rest), Okoro (Injury/Illness - Left Knee; Soreness), Winder (Injury/Illness - Left Foot; Sprain)
Inactive: Magic - Banchero (Injury/Illness - Back; Tightness), Carter Jr. (Injury/Illness - Left Hip; Soreness), Fultz (Injury/Illness - Left Knee; Soreness), Harris (Injury/Illness - Left Adductor; Soreness), Isaac (Injury/Illness - Left Adductor; Torn/Surgery), Wagner (Injury/Illness - Left Ankle; Sprain)
Points in the Paint: Cavaliers 46 (23/41), MAGIC 36 (18/36) Biggest Lead: Cavaliers 33, MAGIC 11
2nd Chance Points: Cavaliers 14 (5/7), MAGIC 15 (6/10) Lead Changes: 5
Fast Break Points: Cavaliers 14 (5/13), MAGIC 10 (4/6) Times Tied: 0

NATIONAL BASKETBALL ASSOCIATION

OFFICIAL SCORER'S REPORT
FINAL BOX

Sunday, April 9, 2023 Rocket Mortgage FieldHouse, Cleveland, OH
Officials: #34 Kevin Cutler, #18 Matt Boland, #44 Brett Nansel

Game Duration: 2:01
Attendance: 19432 (Sellout)

VISITOR: Charlotte Hornets (27-55)

| POS | MIN | FG | FGA | 3P | 3PA | FT | FTA | OR | DR | TOT | A | PF | ST | TO | BS | +/- | PTS |
|--------------------|-----|--|-----|-------|-----|-------|-----|----|----|-----------|----|----|----|----|----|-----|---------------------|
| 7 Bryce McGowens | F | 32:32 | 6 | 11 | 1 | 4 | 9 | 10 | 0 | 4 | 4 | 4 | 1 | 2 | 4 | 0 | 14 |
| 21 JT Thor | F | 31:15 | 2 | 11 | 1 | 6 | 0 | 0 | 0 | 6 | 6 | 3 | 0 | 0 | 2 | 0 | 3 |
| 5 Mark Williams | C | 30:26 | 9 | 10 | 0 | 0 | 4 | 6 | 1 | 9 | 10 | 0 | 3 | 1 | 2 | 2 | 22 |
| 10 Svi Mykhailiuk | G | 35:02 | 6 | 18 | 2 | 10 | 2 | 2 | 4 | 3 | 7 | 6 | 2 | 2 | 3 | 0 | 16 |
| 9 Theo Maledon | G | 41:45 | 7 | 13 | 0 | 2 | 4 | 4 | 1 | 7 | 8 | 6 | 3 | 1 | 3 | 0 | 17 |
| 2 James Bouknight | | 26:33 | 4 | 12 | 2 | 8 | 2 | 3 | 1 | 1 | 2 | 0 | 3 | 0 | 1 | 0 | -1 |
| 4 Nick Richards | | 17:34 | 3 | 4 | 0 | 0 | 5 | 5 | 2 | 6 | 8 | 1 | 0 | 1 | 3 | 3 | 8 |
| 14 Kobi Simmons | | 08:08 | 0 | 1 | 0 | 1 | 0 | 0 | 1 | 1 | 2 | 3 | 0 | 0 | 0 | 0 | 0 |
| 23 Kai Jones | | 16:45 | 0 | 1 | 0 | 1 | 0 | 0 | 0 | 2 | 2 | 0 | 2 | 1 | 0 | 0 | 8 |
| 11 Cody Martin | | DND - Injury/Illness - Left Knee; Sprain | | | | | | | | | | | | | | | |
| 8 Dennis Smith Jr. | | DND - Injury/Illness - Right Great Toe; Sprain | | | | | | | | | | | | | | | |
| 240:00 | | 37 | 81 | 6 | 32 | 28 | 30 | 10 | 39 | 49 | 23 | 14 | 8 | 18 | 5 | 11 | 106 |
| | | 45.7% | | 18.8% | | 86.7% | | | | TM REB: 7 | | | | | | | TOT TO: 19 (25 PTS) |

HOME: CLEVELAND CAVALIERS (51-31)

| POS | MIN | FG | FGA | 3P | 3PA | FT | FTA | OR | DR | TOT | A | PF | ST | TO | BS | +/- | PTS |
|-------------------|-----|-------|-----|-----|-----|-------|-----|----|----|-----------|----|----|----|----|----|-----|--------------------|
| 32 Dean Wade | F | 23:46 | 3 | 6 | 3 | 4 | 0 | 0 | 0 | 3 | 3 | 1 | 1 | 3 | 1 | -5 | 9 |
| 4 Evan Mobley | F | 12:00 | 3 | 7 | 0 | 0 | 0 | 0 | 2 | 3 | 5 | 0 | 0 | 0 | 1 | 0 | 8 |
| 31 Jarrett Allen | C | 12:00 | 2 | 4 | 0 | 1 | 0 | 0 | 2 | 4 | 6 | 1 | 0 | 0 | 1 | 1 | 8 |
| 16 Cedi Osman | G | 16:04 | 1 | 3 | 0 | 1 | 2 | 3 | 1 | 1 | 2 | 2 | 3 | 1 | 2 | 0 | 6 |
| 13 Ricky Rubio | G | 26:24 | 2 | 11 | 0 | 4 | 2 | 2 | 1 | 4 | 5 | 7 | 1 | 0 | 3 | 0 | 1 |
| 14 Danny Green | | 24:38 | 5 | 12 | 3 | 10 | 0 | 0 | 1 | 3 | 4 | 1 | 5 | 0 | 3 | 1 | -12 |
| 19 Raul Neto | | 21:36 | 4 | 9 | 0 | 3 | 5 | 5 | 1 | 0 | 1 | 6 | 4 | 1 | 2 | 0 | -12 |
| 8 Lamar Stevens | | 18:43 | 1 | 3 | 0 | 0 | 0 | 0 | 1 | 4 | 5 | 1 | 1 | 0 | 0 | -12 | 2 |
| 33 Robin Lopez | | 18:43 | 4 | 10 | 0 | 1 | 2 | 2 | 1 | 2 | 3 | 2 | 3 | 0 | 2 | -17 | 10 |
| 5 Sam Merrill | | 25:59 | 6 | 12 | 3 | 9 | 2 | 2 | 0 | 4 | 4 | 1 | 1 | 3 | 0 | 0 | -11 |
| 15 Isaiah Mobley | | 22:58 | 0 | 6 | 0 | 2 | 2 | 2 | 1 | 3 | 4 | 2 | 3 | 0 | 0 | -7 | 2 |
| 21 Mamadi Diakite | | 17:09 | 4 | 6 | 1 | 2 | 0 | 0 | 0 | 2 | 2 | 3 | 2 | 1 | 1 | -2 | 9 |
| 240:00 | | 35 | 89 | 10 | 37 | 15 | 16 | 11 | 33 | 44 | 27 | 24 | 9 | 16 | 5 | -11 | 95 |
| | | 39.3% | | 27% | | 93.8% | | | | TM REB: 3 | | | | | | | TOT TO: 16 (9 PTS) |

SCORE BY PERIOD

| | 1 | 2 | 3 | 4 | FINAL |
|-----------|----|----|----|----|-------|
| Hornets | 17 | 32 | 21 | 36 | 106 |
| CAVALIERS | 25 | 29 | 21 | 20 | 95 |

Inactive: Hornets - Ball (Injury/Illness - Right Foot; Surgery), Hayward (Injury/Illness - Left Thumb; Sprain), Oubre Jr. (Injury/Illness - Right Shoulder; Strain), Roder (Injury/Illness - Right Foot; Discomfort), Sneed (Injury/Illness - Right Foot; Sprain)
Inactive: Cavaliers - Garland (Injury/Illness - Left Lower Leg; Contusion), LeVert, Mitchell (Injury/Illness - Left Hand; Finger Sprain), Okoro (Injury/Illness - Left Knee; Soreness), Winder (Injury/Illness - Left Foot; Sprain)
Points in the Paint: Hornets 56 (28/42), CAVALIERS 42 (21/39) Biggest Lead: Hornets 12, CAVALIERS 11
2nd Chance Points: Hornets 10 (6/11), CAVALIERS 12 (6/12) Lead Changes: 3
Fast Break Points: Hornets 6 (3/6), CAVALIERS 13 (5/6) Times Tied: 5
MEMO: Bryce McGowens sets career high in points
MEMO: Mark Williams sets career high in points
MEMO: Sam Merrill sets career high in points



PLAYOFF HISTORY



EASTERN CONFERENCE CHAMPIONS

2007 2015 2016 2017 2018



THE FIRST TITLE



2016 NBA FINALS | GAME SEVEN | TIME LEFT IN THE FOURTH QUARTER

01:50 **THE BLOCK** : **00:53** **THE SHOT** : **0:30.7** **THE STOP**

The Cavaliers won the 2016 NBA title after defeating the Golden State Warriors 4-3 and becoming the first team in Finals history to erase a 3-1 deficit. LeBron James earned Finals MVP honors and was the first-ever player to lead an entire playoff series in points (208), rebounds (79), assists (62), steals (18) and blocks (16).



1976 PLAYOFF RESULTS

Eastern Conference Semifinals

| Date | Site | W/L | Cle | Was | Series | Attendance |
|----------|------------|-----|-----|-----|--------|------------|
| April 13 | Cleveland | L | 95 | 100 | 0-1 | 19,974 |
| April 15 | Washington | W | 80 | 79 | 1-1 | 17,988 |
| April 17 | Cleveland | W | 88 | 76 | 2-1 | 21,061 |
| April 21 | Washington | L | 98 | 109 | 2-2 | 17,542 |
| April 22 | Cleveland | W | 92 | 91 | 3-2 | 21,312 |
| April 26 | Washington | L | 98 | 102 | OT 3-3 | 19,035 |
| April 29 | Cleveland | W | 87 | 85 | 4-3 | 21,564* |

Eastern Conference Finals

| Date | Site | W/L | Cle | Bos | Series | Attendance |
|--------|-----------|-----|-----|-----|--------|------------|
| May 6 | Boston | L | 99 | 111 | 0-1 | 14,264 |
| May 9 | Boston | L | 89 | 94 | 0-2 | 12,098 |
| May 11 | Cleveland | W | 83 | 78 | 1-2 | 21,564* |
| May 14 | Cleveland | W | 106 | 87 | 2-2 | 21,564* |
| May 16 | Boston | L | 94 | 99 | 2-3 | 12,951 |
| May 19 | Cleveland | L | 87 | 94 | 2-4 | 21,564* |

* NBA Playoff Record at the time

| PLAYER | G | MIN | Field Goals | | | Free Throws | | | Rebounds | | | AST | PF | DQ | STL | BLK | PTS | AVG | HI |
|-----------|----|------|-------------|------|------|-------------|-----|-------|----------|-----|-----|-----|-----|----|-----|-----|------|------|-----|
| | | | FGM | FGA | PCT | FTM | FTA | PCT | OFF | DEF | REB | | | | | | | | |
| Chones | 7 | 242 | 47 | 114 | .412 | 11 | 18 | .611 | 14 | 36 | 50 | 6 | 23 | 0 | 1 | 6 | 105 | 15.0 | 23 |
| Clemons | 13 | 503 | 73 | 184 | .397 | 33 | 40 | .825 | 23 | 48 | 71 | 61 | 34 | 0 | 8 | 3 | 179 | 13.8 | 18 |
| Russell | 13 | 328 | 65 | 161 | .404 | 47 | 55 | .855 | 25 | 46 | 71 | 14 | 51 | 0 | 8 | 7 | 177 | 13.6 | 22 |
| B. Smith | 13 | 379 | 71 | 164 | .433 | 22 | 25 | .880 | 11 | 32 | 43 | 30 | 41 | 1 | 11 | 3 | 164 | 12.6 | 27 |
| Snyder | 13 | 364 | 69 | 153 | .451 | 18 | 22 | .818 | 10 | 19 | 29 | 31 | 35 | 1 | 11 | 6 | 156 | 12.0 | 26 |
| Carr | 13 | 273 | 66 | 138 | .478 | 22 | 36 | .611 | 11 | 12 | 23 | 26 | 29 | 0 | 6 | 3 | 154 | 11.8 | 27 |
| Brewer | 13 | 489 | 44 | 101 | .436 | 26 | 48 | .542 | 40 | 100 | 140 | 37 | 34 | 0 | 13 | 12 | 114 | 8.8 | 15 |
| Thurmond | 13 | 375 | 37 | 79 | .468 | 13 | 32 | .406 | 38 | 79 | 117 | 28 | 52 | 2 | 6 | 29 | 87 | 6.7 | 13 |
| Walker | 13 | 125 | 11 | 27 | .407 | 8 | 10 | .800 | 5 | 11 | 16 | 23 | 17 | 0 | 7 | 1 | 30 | 2.3 | 8 |
| Witte | 7 | 28 | 6 | 11 | .545 | 4 | 4 | 1.000 | 4 | 5 | 9 | 4 | 4 | 0 | 0 | 0 | 16 | 2.3 | 6 |
| Lambert | 6 | 34 | 5 | 13 | .385 | 2 | 2 | 1.000 | 2 | 9 | 11 | 1 | 7 | 0 | 1 | 2 | 12 | 2.0 | 4 |
| Garrett | 4 | 5 | 0 | 0 | --- | 2 | 4 | .500 | 0 | 0 | 0 | 0 | 0 | 0 | 0 | 0 | 2 | 0.5 | 2 |
| Cavaliers | 13 | 3145 | 494 | 1145 | .431 | 208 | 296 | .703 | 183 | 397 | 580 | 261 | 327 | 4 | 72 | 72 | 1196 | 92.0 | 106 |
| Opponents | 13 | 3145 | 467 | 1073 | .435 | 271 | 368 | .736 | 165 | 434 | 599 | 223 | 316 | 6 | 79 | 67 | 1205 | 92.7 | 111 |

1977 PLAYOFF RESULTS

Eastern Conference First Round

| Date | Site | W/L | Cle | Was | Series | Attendance |
|----------|------------|-----|-----|-----|--------|------------|
| April 13 | Washington | L | 100 | 109 | 0-1 | 11,240 |
| April 15 | Cleveland | W | 91 | 83 | 1-1 | 19,545 |
| April 17 | Washington | L | 98 | 104 | 1-2 | 10,488 |

| PLAYER | G | MIN | Field Goals | | | Free Throws | | | Rebounds | | | AST | PF | DQ | STL | BLK | PTS | AVG | HI |
|-----------|---|-----|-------------|-----|------|-------------|-----|-------|----------|-----|-----|-----|----|----|-----|-----|-----|------|-----|
| | | | FGM | FGA | PCT | FTM | FTA | PCT | OFF | DEF | REB | | | | | | | | |
| Russell | 3 | 100 | 21 | 54 | .389 | 11 | 15 | .733 | 10 | 16 | 26 | 10 | 10 | 0 | 3 | 1 | 53 | 17.7 | 22 |
| Walker | 3 | 95 | 18 | 37 | .486 | 11 | 15 | .733 | 4 | 8 | 12 | 20 | 12 | 0 | 4 | 1 | 47 | 15.7 | 20 |
| E. Smith | 3 | 56 | 18 | 33 | .545 | 5 | 8 | .625 | 6 | 18 | 24 | 1 | 10 | 0 | 5 | 3 | 41 | 13.7 | 20 |
| Chones | 3 | 99 | 16 | 27 | .593 | 7 | 7 | 1.000 | 11 | 20 | 31 | 3 | 9 | 0 | 0 | 1 | 39 | 13.0 | 19 |
| Brewer | 3 | 113 | 11 | 27 | .407 | 1 | 1 | 1.000 | 11 | 25 | 36 | 5 | 11 | 0 | 4 | 4 | 23 | 7.7 | 13 |
| A. Carr | 3 | 83 | 11 | 39 | .282 | 1 | 3 | .333 | 4 | 6 | 10 | 10 | 13 | 0 | 2 | 1 | 23 | 7.7 | 8 |
| B. Smith | 3 | 57 | 9 | 39 | .231 | 3 | 3 | 1.000 | 3 | 5 | 8 | 4 | 5 | 0 | 3 | 1 | 21 | 7.0 | 10 |
| Brokaw | 3 | 44 | 9 | 19 | .474 | 2 | 6 | .333 | 3 | 1 | 4 | 12 | 7 | 0 | 2 | 1 | 20 | 6.7 | 12 |
| Snyder | 3 | 53 | 8 | 27 | .296 | 2 | 5 | .400 | 2 | 3 | 5 | 4 | 6 | 0 | 1 | 2 | 18 | 6.0 | 9 |
| Lambert | 3 | 19 | 2 | 4 | .500 | 0 | 0 | --- | 2 | 1 | 3 | 0 | 4 | 0 | 2 | 0 | 4 | 1.3 | 2 |
| Thurmond | 1 | 1 | 0 | 0 | --- | 0 | 0 | --- | 0 | 1 | 1 | 0 | 0 | 0 | 0 | 1 | 0 | 0.0 | 0 |
| Cavaliers | 3 | 720 | 123 | 306 | .402 | 43 | 63 | .683 | 56 | 104 | 160 | 69 | 87 | 0 | 26 | 16 | 289 | 96.3 | 100 |
| Opponents | 3 | 720 | 107 | 248 | .431 | 82 | 106 | .774 | 30 | 113 | 143 | 56 | 72 | 1 | 15 | 14 | 296 | 98.7 | 109 |

1978 PLAYOFF RESULTS

Eastern Conference First Round

| Date | Site | W/L | Cle | NY | Series | Attendance |
|----------|-----------|-----|-----|-----|--------|------------|
| April 12 | Cleveland | L | 114 | 132 | 0-1 | 19,739 |
| April 14 | New York | L | 107 | 109 | 0-2 | 18,965 |

| PLAYER | G | MIN | Field Goals | | | Free Throws | | | Rebounds | | | AST | PF | DQ | STL | BLK | PTS | AVG | HI |
|-----------|---|-----|-------------|-----|------|-------------|-----|-------|----------|-----|-----|-----|----|----|-----|-----|-----|-------|-----|
| | | | FGM | FGA | PCT | FTM | FTA | PCT | OFF | DEF | REB | | | | | | | | |
| Russell | 2 | 88 | 19 | 39 | .487 | 17 | 21 | .810 | 7 | 8 | 15 | 11 | 9 | 0 | 3 | 1 | 55 | 27.5 | 32 |
| A. Carr | 2 | 69 | 10 | 27 | .370 | 15 | 16 | .938 | 3 | 5 | 8 | 5 | 8 | 0 | 2 | 1 | 35 | 17.5 | 20 |
| Furlow | 2 | 50 | 13 | 27 | .481 | 6 | 6 | 1.000 | 3 | 2 | 5 | 5 | 1 | 0 | 0 | 0 | 32 | 16.0 | 20 |
| Chones | 2 | 82 | 13 | 27 | .481 | 4 | 8 | .500 | 3 | 12 | 15 | 7 | 7 | 0 | 2 | 1 | 30 | 15.0 | 17 |
| E. Smith | 2 | 56 | 11 | 24 | .458 | 3 | 6 | .500 | 6 | 13 | 19 | 0 | 9 | 0 | 3 | 3 | 25 | 12.5 | 17 |
| Walker | 2 | 70 | 10 | 26 | .385 | 5 | 5 | 1.000 | 5 | 2 | 7 | 10 | 7 | 0 | 3 | 2 | 25 | 12.5 | 16 |
| B. Smith | 2 | 34 | 8 | 13 | .615 | 0 | 0 | --- | 2 | 1 | 3 | 1 | 2 | 0 | 0 | 0 | 16 | 8.0 | 10 |
| Lambert | 2 | 19 | 1 | 3 | .333 | 1 | 2 | .500 | 2 | 6 | 8 | 0 | 3 | 0 | 0 | 0 | 3 | 1.5 | 3 |
| Brewer | 1 | 9 | 0 | 1 | .000 | 0 | 2 | .000 | 0 | 0 | 0 | 0 | 2 | 0 | 0 | 0 | 0 | 0.0 | 0 |
| Snyder | 1 | 3 | 0 | 0 | --- | 0 | 0 | --- | 0 | 0 | 0 | 0 | 0 | 0 | 0 | 0 | 0 | 0.0 | 0 |
| Cavaliers | 2 | 480 | 85 | 187 | .455 | 51 | 66 | .773 | 31 | 49 | 80 | 39 | 48 | 0 | 13 | 8 | 221 | 110.5 | 114 |
| Opponents | 2 | 480 | 101 | 180 | .561 | 39 | 50 | .780 | 28 | 58 | 86 | 62 | 58 | 0 | 10 | 11 | 241 | 120.5 | 132 |





1985 PLAYOFF RESULTS

Eastern Conference First Round

| Date | Site | W/L | Cle | Bos | Series | Attendance |
|----------|-----------|-----|-----|-----|--------|------------|
| April 18 | Boston | L | 123 | 126 | 0-1 | 14,890 |
| April 20 | Boston | L | 106 | 108 | 0-2 | 14,890 |
| April 23 | Cleveland | W | 105 | 98 | 1-2 | 20,900 |
| April 25 | Cleveland | L | 115 | 117 | 1-3 | 20,900 |

| PLAYER | G | MIN | Field Goals | | | 3-Point FG | | | Free Throws | | | Rebounds | | | AST | PF | DQ | STL | BLK | PTS | AVG | HI |
|-----------|---|-----|-------------|-----|------|------------|-----|-------|-------------|-----|------|----------|-----|-----|-----|-----|----|-----|-----|-----|-------|-----|
| | | | FGM | FGA | PCT | FGM | FGA | PCT | FTM | FTA | PCT | OFF | DEF | REB | | | | | | | | |
| Free | 4 | 150 | 41 | 93 | .441 | 0 | 4 | .000 | 23 | 25 | .920 | 4 | 6 | 10 | 31 | 12 | 0 | 6 | 0 | 105 | 26.3 | 32 |
| Hinson | 4 | 120 | 26 | 48 | .542 | 0 | 0 | --- | 15 | 23 | .652 | 10 | 20 | 30 | 3 | 18 | 1 | 3 | 9 | 67 | 16.8 | 24 |
| Hubbard | 4 | 101 | 24 | 45 | .533 | 1 | 1 | 1.000 | 13 | 17 | .765 | 11 | 9 | 20 | 3 | 16 | 0 | 3 | 0 | 62 | 15.5 | 23 |
| Bagley | 4 | 168 | 22 | 56 | .393 | 0 | 3 | .000 | 7 | 10 | .700 | 1 | 15 | 16 | 40 | 7 | 0 | 10 | 0 | 51 | 12.8 | 22 |
| Shelton | 4 | 106 | 19 | 34 | .559 | 0 | 0 | --- | 8 | 10 | .800 | 6 | 16 | 22 | 4 | 20 | 2 | 2 | 1 | 46 | 11.5 | 14 |
| Davis | 3 | 50 | 12 | 16 | .750 | 0 | 1 | .000 | 4 | 5 | .800 | 1 | 5 | 6 | 15 | 5 | 0 | 5 | 0 | 28 | 9.3 | 15 |
| Poquette | 4 | 91 | 13 | 21 | .619 | 0 | 0 | --- | 4 | 5 | .800 | 4 | 10 | 14 | 1 | 16 | 2 | 2 | 6 | 30 | 7.5 | 10 |
| Jones | 4 | 45 | 9 | 18 | .500 | 0 | 1 | .000 | 7 | 8 | .875 | 2 | 6 | 8 | 3 | 6 | 0 | 2 | 0 | 25 | 6.3 | 14 |
| Turpin | 4 | 45 | 12 | 19 | .632 | 0 | 0 | --- | 1 | 2 | .500 | 3 | 5 | 8 | 0 | 3 | 0 | 4 | 1 | 25 | 6.3 | 10 |
| West | 4 | 68 | 3 | 5 | .600 | 0 | 0 | --- | 2 | 5 | .400 | 5 | 13 | 18 | 4 | 19 | 0 | 2 | 0 | 8 | 2.0 | 4 |
| Williams | 2 | 7 | 1 | 2 | .500 | 0 | 0 | --- | 0 | 0 | --- | 0 | 0 | 0 | 1 | 1 | 0 | 0 | 0 | 2 | 1.0 | 2 |
| Anderson | 2 | 9 | 0 | 3 | .000 | 0 | 0 | --- | 0 | 0 | --- | 1 | 2 | 3 | 0 | 0 | 0 | 0 | 0 | 0 | 0.0 | 0 |
| Cavaliers | 4 | 960 | 182 | 360 | .506 | 1 | 10 | .100 | 84 | 110 | .764 | 48 | 107 | 155 | 105 | 123 | 5 | 39 | 17 | 449 | 112.3 | 123 |
| Opponents | 4 | 960 | 165 | 349 | .473 | 3 | 18 | .167 | 116 | 135 | .859 | 56 | 108 | 164 | 97 | 98 | 2 | 25 | 15 | 449 | 112.3 | 126 |

1988 PLAYOFF RESULTS

Eastern Conference First Round

| Date | Site | W/L | Cle | Chi | Series | Attendance |
|----------|-----------|-----|-----|-----|--------|------------|
| April 28 | Chicago | L | 93 | 104 | 0-1 | 18,676 |
| May 1 | Chicago | L | 101 | 106 | 0-2 | 18,645 |
| May 3 | Cleveland | W | 110 | 102 | 1-2 | 20,068 |
| May 5 | Cleveland | W | 97 | 91 | 2-2 | 20,026 |
| May 8 | Chicago | L | 101 | 107 | 2-3 | 18,008 |

| PLAYER | G | MIN | Field Goals | | | 3-Point FG | | | Free Throws | | | Rebounds | | | AST | PF | DQ | STL | BLK | PTS | AVG | HI |
|-----------|---|------|-------------|-----|------|------------|-----|------|-------------|-----|------|----------|-----|-----|-----|-----|----|-----|-----|-----|-------|-----|
| | | | FGM | FGA | PCT | FGM | FGA | PCT | FTM | FTA | PCT | OFF | DEF | REB | | | | | | | | |
| Price | 5 | 205 | 38 | 67 | .567 | 5 | 12 | .417 | 24 | 25 | .960 | 3 | 15 | 18 | 38 | 11 | 1 | 3 | 0 | 105 | 21.0 | 31 |
| Harper | 4 | 134 | 30 | 63 | .476 | 0 | 2 | .000 | 11 | 16 | .688 | 4 | 16 | 20 | 15 | 9 | 0 | 11 | 4 | 71 | 17.8 | 30 |
| Nance | 5 | 200 | 34 | 64 | .531 | 0 | 0 | --- | 16 | 18 | .889 | 10 | 26 | 36 | 18 | 13 | 0 | 2 | 11 | 84 | 16.8 | 27 |
| Daugherty | 5 | 204 | 29 | 63 | .460 | 0 | 0 | --- | 21 | 31 | .677 | 10 | 36 | 46 | 16 | 11 | 0 | 2 | 7 | 79 | 15.8 | 21 |
| Sanders | 5 | 134 | 28 | 52 | .538 | 0 | 1 | .000 | 8 | 10 | .800 | 11 | 14 | 25 | 7 | 21 | 0 | 3 | 2 | 64 | 12.8 | 18 |
| Williams | 5 | 133 | 20 | 40 | .500 | 0 | 0 | --- | 6 | 13 | .462 | 13 | 16 | 29 | 4 | 13 | 0 | 3 | 7 | 46 | 9.2 | 20 |
| Ehlo | 5 | 128 | 17 | 40 | .425 | 0 | 8 | .000 | 10 | 16 | .625 | 3 | 15 | 18 | 17 | 14 | 0 | 5 | 0 | 44 | 8.8 | 21 |
| Dudley | 4 | 24 | 2 | 4 | .500 | 0 | 0 | --- | 1 | 2 | .500 | 4 | 2 | 6 | 2 | 3 | 0 | 0 | 0 | 5 | 1.3 | 2 |
| Curry | 2 | 17 | 1 | 4 | .250 | 0 | 1 | .000 | 0 | 0 | --- | 1 | 0 | 1 | 2 | 1 | 0 | 0 | 1 | 2 | 1.0 | 2 |
| Hubbard | 3 | 21 | 1 | 6 | .167 | 0 | 0 | --- | 0 | 1 | .000 | 1 | 2 | 3 | 0 | 1 | 0 | 0 | 0 | 2 | 0.7 | 2 |
| Cavaliers | 5 | 1200 | 200 | 403 | .496 | 5 | 24 | .208 | 97 | 132 | .735 | 60 | 142 | 202 | 119 | 97 | 1 | 29 | 32 | 502 | 100.4 | 110 |
| Opponents | 5 | 1200 | 210 | 453 | .464 | 0 | 10 | .000 | 90 | 104 | .865 | 84 | 139 | 223 | 125 | 122 | 3 | 40 | 21 | 510 | 102.0 | 107 |

1989 PLAYOFF RESULTS

Eastern Conference First Round

| Date | Site | W/L | Cle | Chi | Series | Attendance |
|----------|-----------|-----|-----|-----|--------|------------|
| April 28 | Cleveland | L | 88 | 95 | 0-1 | 19,312 |
| April 30 | Cleveland | W | 96 | 88 | 1-1 | 20,273 |
| May 3 | Chicago | L | 94 | 101 | 1-2 | 17,721 |
| May 5 | Chicago | W | 108 | 105 | OT 2-2 | 18,264 |
| May 7 | Cleveland | L | 100 | 101 | 2-3 | 20,273 |

| PLAYER | G | MIN | Field Goals | | | 3-Point FG | | | Free Throws | | | Rebounds | | | AST | PF | DQ | STL | BLK | PTS | AVG | HI |
|-----------|---|------|-------------|-----|------|------------|-----|------|-------------|-----|------|----------|-----|-----|-----|-----|----|-----|-----|-----|------|-----|
| | | | FGM | FGA | PCT | FGM | FGA | PCT | FTM | FTA | PCT | OFF | DEF | REB | | | | | | | | |
| Harper | 5 | 189 | 39 | 69 | .565 | 0 | 2 | .000 | 20 | 26 | .769 | 7 | 14 | 21 | 20 | 20 | 1 | 11 | 4 | 98 | 19.6 | 31 |
| Nance | 5 | 195 | 38 | 69 | .551 | 0 | 0 | --- | 21 | 32 | .656 | 16 | 23 | 39 | 16 | 12 | 0 | 3 | 12 | 97 | 19.4 | 27 |
| Price | 4 | 158 | 22 | 57 | .386 | 6 | 16 | .375 | 14 | 15 | .933 | 4 | 9 | 13 | 22 | 3 | 0 | 3 | 0 | 64 | 16.0 | 24 |
| Ehlo | 4 | 97 | 17 | 39 | .436 | 5 | 13 | .385 | 9 | 11 | .818 | 2 | 4 | 6 | 13 | 10 | 0 | 3 | 1 | 48 | 12.0 | 24 |
| Daugherty | 5 | 167 | 17 | 47 | .362 | 0 | 1 | .000 | 21 | 35 | .600 | 12 | 34 | 46 | 12 | 18 | 0 | 6 | 5 | 55 | 11.0 | 17 |
| Williams | 5 | 161 | 21 | 45 | .467 | 0 | 0 | --- | 13 | 18 | .722 | 7 | 27 | 34 | 10 | 12 | 0 | 2 | 7 | 55 | 11.0 | 22 |
| Sanders | 5 | 87 | 15 | 30 | .500 | 0 | 0 | --- | 3 | 5 | .600 | 6 | 10 | 16 | 4 | 11 | 0 | 2 | 1 | 33 | 6.6 | 14 |
| Valentine | 5 | 80 | 7 | 20 | .350 | 0 | 0 | --- | 7 | 8 | .875 | 3 | 4 | 7 | 16 | 7 | 0 | 5 | 0 | 21 | 4.2 | 8 |
| Rollins | 5 | 74 | 6 | 8 | .750 | 0 | 0 | --- | 3 | 5 | .600 | 5 | 11 | 16 | 1 | 10 | 0 | 3 | 7 | 15 | 3.0 | 9 |
| Dudley | 1 | 4 | 0 | 1 | .000 | 0 | 0 | --- | 0 | 0 | --- | 0 | 0 | 0 | 0 | 1 | 0 | 0 | 0 | 0 | 0.0 | 0 |
| Hubbard | 1 | 1 | 0 | 0 | --- | 0 | 0 | --- | 0 | 0 | --- | 0 | 0 | 0 | 0 | 0 | 0 | 0 | 0 | 0 | 0.0 | 0 |
| Keys | 1 | 12 | 0 | 3 | .000 | 0 | 1 | .000 | 0 | 0 | --- | 0 | 3 | 3 | 1 | 1 | 0 | 0 | 0 | 0 | 0.0 | 0 |
| Cavaliers | 5 | 1225 | 182 | 388 | .469 | 11 | 33 | .333 | 111 | 155 | .716 | 62 | 139 | 201 | 115 | 105 | 1 | 38 | 37 | 486 | 97.2 | 108 |
| Opponents | 5 | 1225 | 188 | 414 | .454 | 22 | 53 | .415 | 92 | 124 | .742 | 67 | 149 | 216 | 121 | 133 | 3 | 46 | 18 | 490 | 98.0 | 105 |





1990 PLAYOFF RESULTS

Eastern Conference First Round

| Date | Site | W/L | Cle | Phi | Series | Attendance |
|----------|--------------|-----|-----|-----|--------|------------|
| April 26 | Philadelphia | L | 106 | 111 | 0-1 | 15,319 |
| April 28 | Philadelphia | L | 101 | 107 | 0-2 | 18,168 |
| May 1 | Cleveland | W | 122 | 95 | 1-2 | 16,317 |
| May 3 | Cleveland | W | 108 | 96 | 2-2 | 17,106 |
| May 5 | Philadelphia | L | 97 | 113 | 2-3 | 18,168 |

| PLAYER | G | MIN | Field Goals | | | 3-Point FG | | | Free Throws | | | Rebounds | | | AST | PF | DQ | STL | BLK | PTS | AVG | HI |
|-----------|---|------|-------------|-----|------|------------|-----|------|-------------|-----|-------|----------|-----|-----|-----|-----|----|-----|-----|-----|-------|-----|
| | | | FGM | FGA | PCT | FGM | FGA | PCT | FTM | FTA | PCT | OFF | DEF | REB | | | | | | | | |
| Daugherty | 5 | 186 | 41 | 70 | .586 | 0 | 0 | --- | 32 | 46 | .696 | 4 | 44 | 48 | 20 | 12 | 0 | 2 | 4 | 114 | 22.8 | 34 |
| Price | 5 | 192 | 32 | 61 | .525 | 6 | 17 | .353 | 30 | 30 | 1.000 | 0 | 14 | 14 | 44 | 9 | 0 | 9 | 1 | 100 | 20.0 | 27 |
| Williams | 5 | 174 | 39 | 70 | .557 | 0 | 0 | --- | 17 | 22 | .773 | 14 | 32 | 46 | 11 | 23 | 1 | 2 | 5 | 95 | 19.0 | 23 |
| Ehlo | 5 | 196 | 26 | 62 | .419 | 5 | 15 | .333 | 12 | 19 | .632 | 7 | 25 | 32 | 32 | 18 | 0 | 6 | 0 | 69 | 13.8 | 25 |
| Nance | 5 | 159 | 26 | 45 | .578 | 0 | 0 | --- | 9 | 12 | .750 | 4 | 20 | 24 | 12 | 20 | 0 | 3 | 10 | 61 | 12.2 | 20 |
| Bennett | 5 | 135 | 23 | 47 | .489 | 0 | 0 | --- | 4 | 6 | .667 | 14 | 7 | 21 | 5 | 11 | 0 | 3 | 1 | 50 | 10.0 | 22 |
| Chievous | 3 | 28 | 6 | 10 | .600 | 0 | 0 | --- | 7 | 9 | .778 | 2 | 1 | 3 | 2 | 2 | 0 | 1 | 0 | 19 | 6.3 | 13 |
| Morton | 2 | 9 | 2 | 5 | .400 | 0 | 0 | --- | 2 | 2 | 1.000 | 0 | 0 | 0 | 0 | 1 | 0 | 0 | 0 | 6 | 3.0 | 6 |
| Rollins | 3 | 38 | 1 | 3 | .333 | 0 | 0 | --- | 6 | 8 | .750 | 0 | 8 | 8 | 1 | 7 | 0 | 2 | 1 | 8 | 2.7 | 4 |
| Kerr | 5 | 73 | 4 | 14 | .286 | 0 | 3 | .000 | 0 | 0 | --- | 1 | 5 | 6 | 10 | 6 | 0 | 4 | 0 | 8 | 1.6 | 4 |
| Mokeski | 3 | 10 | 1 | 2 | .500 | 0 | 0 | --- | 2 | 2 | 1.000 | 0 | 2 | 2 | 0 | 2 | 0 | 1 | 1 | 4 | 1.3 | 2 |
| Cavaliers | 5 | 1200 | 201 | 389 | .517 | 11 | 35 | .314 | 121 | 156 | .776 | 46 | 158 | 204 | 137 | 111 | 1 | 33 | 23 | 534 | 106.8 | 122 |
| Opponents | 5 | 1200 | 194 | 420 | .462 | 15 | 41 | .366 | 119 | 154 | .773 | 69 | 137 | 206 | 108 | 111 | 0 | 38 | 28 | 522 | 104.4 | 113 |

1992 PLAYOFF RESULTS

Eastern Conference First Round

| Date | Site | W/L | Cle | NJ | Series | Attendance |
|----------|------------|-----|-----|-----|--------|------------|
| April 23 | Cleveland | W | 120 | 113 | 1-0 | 16,512 |
| April 25 | Cleveland | W | 118 | 96 | 2-0 | 20,273 |
| April 28 | New Jersey | L | 104 | 109 | 2-1 | 15,258 |
| April 30 | New Jersey | W | 98 | 89 | 3-1 | 13,071 |

Eastern Conference Semifinals

| Date | Site | W/L | Cle | Bos | Series | Attendance |
|--------|-----------|-----|-----|-----|--------|------------|
| May 2 | Cleveland | W | 101 | 76 | 1-0 | 17,496 |
| May 4 | Cleveland | L | 98 | 104 | 1-1 | 20,273 |
| May 8 | Boston | L | 107 | 110 | 1-2 | 14,890 |
| May 10 | Boston | W | 114 | 112 | 2-2 | 14,890 |
| May 13 | Cleveland | W | 114 | 98 | 3-2 | 20,273 |
| May 15 | Boston | L | 91 | 122 | 3-3 | 14,890 |
| May 17 | Cleveland | W | 122 | 104 | 4-3 | 20,273 |

Eastern Conference Finals

| Date | Site | W/L | Cle | Chi | Series | Attendance |
|--------|-----------|-----|-----|-----|--------|------------|
| May 19 | Chicago | L | 89 | 103 | 0-1 | 18,676 |
| May 21 | Chicago | W | 107 | 81 | 1-1 | 18,676 |
| May 23 | Cleveland | L | 96 | 105 | 1-2 | 20,273 |
| May 25 | Cleveland | W | 99 | 85 | 2-2 | 20,273 |
| May 27 | Chicago | L | 89 | 112 | 2-3 | 18,676 |
| May 29 | Cleveland | L | 94 | 99 | 2-4 | 20,273 |

| PLAYER | G | MIN | Field Goals | | | 3-Point FG | | | Free Throws | | | Rebounds | | | AST | PF | DQ | STL | BLK | PTS | AVG | HI |
|-----------|----|------|-------------|------|------|------------|-----|------|-------------|-----|-------|----------|-----|-----|-----|-----|----|-----|-----|------|-------|-----|
| | | | FGM | FGA | PCT | FGM | FGA | PCT | FTM | FTA | PCT | OFF | DEF | REB | | | | | | | | |
| Daugherty | 17 | 687 | 124 | 235 | .528 | 0 | 1 | .000 | 118 | 145 | .814 | 37 | 137 | 174 | 58 | 47 | 0 | 11 | 17 | 366 | 21.5 | 40 |
| Price | 17 | 603 | 118 | 238 | .496 | 25 | 69 | .362 | 66 | 73 | .904 | 10 | 32 | 42 | 128 | 34 | 0 | 24 | 4 | 327 | 19.2 | 35 |
| Nance | 17 | 681 | 124 | 251 | .494 | 0 | 1 | .000 | 58 | 70 | .829 | 45 | 112 | 157 | 43 | 56 | 1 | 14 | 46 | 306 | 18.0 | 32 |
| Williams | 17 | 567 | 84 | 154 | .545 | 0 | 0 | --- | 87 | 109 | .798 | 50 | 80 | 130 | 42 | 58 | 2 | 24 | 17 | 255 | 15.0 | 20 |
| Ehlo | 17 | 552 | 63 | 152 | .414 | 21 | 51 | .412 | 16 | 21 | .762 | 22 | 55 | 77 | 77 | 40 | 0 | 21 | 5 | 163 | 9.6 | 21 |
| Sanders | 17 | 418 | 56 | 115 | .487 | 1 | 3 | .333 | 17 | 21 | .810 | 20 | 35 | 55 | 37 | 62 | 0 | 15 | 12 | 130 | 7.6 | 17 |
| Battle | 15 | 202 | 34 | 82 | .415 | 0 | 2 | .000 | 21 | 23 | .913 | 4 | 8 | 12 | 15 | 11 | 0 | 5 | 1 | 89 | 5.9 | 14 |
| Brandon | 12 | 157 | 22 | 55 | .400 | 0 | 3 | .000 | 3 | 4 | .750 | 4 | 18 | 22 | 30 | 17 | 0 | 3 | 1 | 47 | 3.9 | 6 |
| Kerr | 12 | 149 | 18 | 41 | .439 | 3 | 11 | .273 | 5 | 5 | 1.000 | 1 | 5 | 6 | 10 | 12 | 0 | 5 | 0 | 44 | 3.7 | 9 |
| Phills | 5 | 12 | 4 | 9 | .444 | 0 | 1 | .000 | 3 | 4 | --- | 2 | 4 | 6 | 5 | 1 | 0 | 1 | 0 | 11 | 2.2 | 4 |
| Ferry | 9 | 55 | 7 | 15 | .467 | 1 | 3 | .333 | 4 | 4 | --- | 7 | 9 | 16 | 1 | 7 | 0 | 1 | 1 | 19 | 2.1 | 8 |
| James | 8 | 22 | 1 | 10 | .100 | 0 | 3 | .000 | 2 | 4 | .500 | 1 | 1 | 2 | 2 | 2 | 0 | 1 | 0 | 4 | 0.5 | 4 |
| Cavaliers | 17 | 4105 | 655 | 1357 | .483 | 51 | 148 | .345 | 400 | 483 | .828 | 203 | 496 | 699 | 448 | 347 | 3 | 125 | 104 | 1761 | 103.6 | 122 |
| Opponents | 17 | 4105 | 710 | 1496 | .475 | 26 | 94 | .277 | 272 | 361 | .753 | 246 | 456 | 702 | 407 | 395 | 4 | 143 | 109 | 1718 | 101.1 | 122 |





1993 PLAYOFF RESULTS

Eastern Conference First Round

| Date | Site | W/L | Cle | NJ | Series | Attendance |
|----------|------------|-----|-----|-----|--------|------------|
| April 29 | Cleveland | W | 114 | 98 | 1-0 | 18,339 |
| May 1 | Cleveland | L | 99 | 101 | 1-1 | 20,273 |
| May 5 | New Jersey | W | 93 | 84 | 2-1 | 16,453 |
| May 7 | New Jersey | L | 79 | 96 | 2-2 | 15,238 |
| May 9 | Cleveland | W | 99 | 89 | 3-2 | 17,388 |

Eastern Conference Semifinals

| Date | Site | W/L | Cle | Chi | Series | Attendance |
|--------|-----------|-----|-----|-----|--------|------------|
| May 11 | Chicago | L | 84 | 91 | 0-1 | 18,676 |
| May 13 | Chicago | L | 85 | 104 | 0-2 | 18,676 |
| May 15 | Cleveland | L | 90 | 96 | 0-3 | 20,273 |
| May 17 | Cleveland | L | 101 | 103 | 0-4 | 20,273 |

| PLAYER | G | MIN | Field Goals | | | 3-Point FG | | | Free Throws | | | Rebounds | | | AST | PF | DQ | STL | BLK | PTS | AVG | HI |
|-----------|---|------|-------------|-----|------|------------|-----|------|-------------|-----|-------|----------|-----|-----|-----|-----|----|-----|-----|-----|------|-----|
| | | | FGM | FGA | PCT | FGM | FGA | PCT | FTM | FTA | PCT | OFF | DEF | REB | | | | | | | | |
| Daugherty | 9 | 356 | 64 | 115 | .557 | 0 | 0 | --- | 40 | 50 | .800 | 26 | 79 | 105 | 31 | 25 | 1 | 6 | 7 | 168 | 18.7 | 29 |
| Nance | 9 | 329 | 61 | 108 | .565 | 0 | 0 | --- | 23 | 30 | .767 | 35 | 39 | 74 | 21 | 33 | 1 | 8 | 14 | 145 | 16.1 | 24 |
| Price | 9 | 288 | 43 | 97 | .443 | 8 | 26 | .308 | 23 | 24 | .958 | 1 | 18 | 19 | 55 | 13 | 0 | 15 | 0 | 117 | 13.0 | 18 |
| Ehlo | 9 | 289 | 38 | 91 | .418 | 10 | 26 | .385 | 12 | 15 | .800 | 10 | 21 | 31 | 25 | 19 | 0 | 12 | 4 | 98 | 10.9 | 22 |
| Wilkins | 9 | 236 | 38 | 87 | .437 | 4 | 12 | .333 | 13 | 17 | .765 | 6 | 10 | 16 | 24 | 16 | 0 | 9 | 2 | 93 | 10.3 | 22 |
| Williams | 9 | 237 | 30 | 75 | .400 | 0 | 0 | --- | 21 | 28 | .750 | 12 | 29 | 41 | 17 | 26 | 1 | 5 | 14 | 81 | 9.0 | 16 |
| Brandon | 8 | 132 | 20 | 46 | .435 | 2 | 5 | .400 | 9 | 9 | 1.000 | 4 | 13 | 17 | 17 | 6 | 0 | 7 | 3 | 51 | 6.4 | 13 |
| Sanders | 8 | 145 | 20 | 48 | .417 | 0 | 2 | .000 | 6 | 10 | .600 | 8 | 10 | 18 | 10 | 17 | 0 | 8 | 1 | 46 | 5.8 | 12 |
| Ferry | 8 | 118 | 13 | 34 | .382 | 4 | 9 | .444 | 9 | 10 | .900 | 4 | 21 | 25 | 14 | 14 | 0 | 4 | 3 | 39 | 4.9 | 10 |
| Phills | 2 | 9 | 1 | 3 | .333 | 0 | 0 | --- | 2 | 2 | 1.000 | 0 | 0 | 0 | 0 | 0 | 0 | 0 | 0 | 4 | 2.0 | 4 |
| Guidinger | 4 | 15 | 1 | 3 | .333 | 0 | 0 | --- | 0 | 2 | .000 | 1 | 0 | 1 | 0 | 1 | 0 | 0 | 1 | 2 | 0.5 | 2 |
| Battle | 1 | 6 | 0 | 1 | .000 | 0 | 0 | --- | 0 | 0 | --- | 0 | 1 | 1 | 1 | 2 | 0 | 0 | 0 | 0 | 0.0 | 0 |
| Cavaliers | 9 | 2160 | 329 | 708 | .465 | 28 | 80 | .350 | 158 | 197 | .802 | 107 | 241 | 348 | 215 | 172 | 3 | 74 | 49 | 844 | 93.8 | 114 |
| Opponents | 9 | 2160 | 349 | 717 | .487 | 22 | 65 | .338 | 142 | 184 | .772 | 107 | 247 | 354 | 200 | 193 | 0 | 78 | 46 | 862 | 95.8 | 104 |

1994 PLAYOFF RESULTS

Eastern Conference First Round

| Date | Site | W/L | Cle | Chi | Series | Attendance |
|----------|-----------|-----|-----|-----|--------|------------|
| April 29 | Chicago | L | 96 | 104 | 0-1 | 18,676 |
| May 1 | Chicago | L | 96 | 105 | 0-2 | 18,676 |
| May 3 | Cleveland | L | 92 | 95 | OT 0-3 | 17,778 |

| PLAYER | G | MIN | Field Goals | | | 3-Point FG | | | Free Throws | | | Rebounds | | | AST | PF | DQ | STL | BLK | PTS | AVG | HI |
|-----------|---|-----|-------------|-----|-------|------------|-----|-------|-------------|-----|-------|----------|-----|-----|-----|----|----|-----|-----|-----|-------|-----|
| | | | FGM | FGA | PCT | FGM | FGA | PCT | FTM | FTA | PCT | OFF | DEF | REB | | | | | | | | |
| Wilkins | 3 | 126 | 20 | 45 | .444 | 7 | 16 | .438 | 14 | 16 | .875 | 3 | 10 | 13 | 10 | 6 | 0 | 3 | 0 | 61 | 20.3 | 28 |
| Mills | 3 | 112 | 19 | 38 | .500 | 4 | 5 | .800 | 9 | 11 | .818 | 10 | 13 | 23 | 8 | 9 | 0 | 7 | 1 | 51 | 17.0 | 25 |
| Price | 3 | 102 | 15 | 43 | .349 | 2 | 9 | .222 | 13 | 14 | .929 | 1 | 5 | 6 | 14 | 6 | 0 | 4 | 0 | 45 | 15.0 | 22 |
| Hill | 3 | 123 | 11 | 27 | .407 | 0 | 0 | --- | 20 | 37 | .541 | 14 | 17 | 31 | 4 | 14 | 1 | 1 | 1 | 42 | 14.0 | 16 |
| Brandon | 3 | 56 | 12 | 19 | .632 | 0 | 0 | --- | 2 | 3 | .667 | 1 | 3 | 4 | 5 | 1 | 0 | 1 | 0 | 26 | 8.7 | 11 |
| Kempton | 3 | 89 | 10 | 25 | .400 | 0 | 0 | --- | 6 | 6 | 1.000 | 10 | 6 | 16 | 8 | 9 | 0 | 3 | 0 | 26 | 8.7 | 16 |
| Phills | 3 | 68 | 9 | 24 | .375 | 1 | 1 | 1.000 | 1 | 2 | .500 | 5 | 9 | 14 | 7 | 11 | 0 | 2 | 0 | 20 | 6.7 | 11 |
| Higgins | 3 | 57 | 4 | 11 | .364 | 2 | 7 | .286 | 1 | 2 | .500 | 2 | 2 | 4 | 4 | 10 | 0 | 1 | 1 | 11 | 3.7 | 5 |
| Battle | 1 | 8 | 1 | 1 | 1.000 | 0 | 0 | --- | 0 | 0 | --- | 0 | 2 | 2 | 0 | 0 | 0 | 0 | 0 | 2 | 2.0 | 2 |
| Ferry | 1 | 4 | 0 | 0 | --- | 0 | 0 | --- | 0 | 0 | --- | 0 | 0 | 0 | 1 | 1 | 0 | 0 | 0 | 0 | 0.0 | 0 |
| Cavaliers | 3 | 745 | 101 | 233 | .433 | 16 | 38 | .421 | 66 | 91 | .725 | 46 | 67 | 113 | 61 | 67 | 1 | 22 | 3 | 284 | 94.7 | 96 |
| Opponents | 3 | 745 | 115 | 228 | .504 | 9 | 23 | .391 | 65 | 86 | .756 | 42 | 82 | 124 | 68 | 74 | 0 | 24 | 20 | 304 | 101.3 | 105 |

1995 PLAYOFF RESULTS

Eastern Conference First Round

| Date | Site | W/L | Cle | NY | Series | Attendance |
|----------|-----------|-----|-----|-----|--------|------------|
| April 27 | New York | L | 79 | 103 | 0-1 | 19,763 |
| April 29 | New York | W | 90 | 84 | 1-1 | 19,763 |
| May 1 | Cleveland | L | 81 | 83 | 1-2 | 19,352 |
| May 4 | Cleveland | L | 80 | 93 | 1-3 | 18,575 |

| PLAYER | G | MIN | Field Goals | | | 3-Point FG | | | Free Throws | | | Rebounds | | | AST | PF | DQ | STL | BLK | PTS | AVG | HI |
|-----------|---|-----|-------------|-----|------|------------|-----|------|-------------|-----|-------|----------|-----|-----|-----|-----|----|-----|-----|-----|------|-----|
| | | | FGM | FGA | PCT | FGM | FGA | PCT | FTM | FTA | PCT | OFF | DEF | REB | | | | | | | | |
| Price | 4 | 143 | 12 | 40 | .300 | 4 | 17 | .235 | 32 | 33 | .970 | 2 | 10 | 12 | 26 | 5 | 0 | 6 | 0 | 60 | 15.0 | 21 |
| Phills | 4 | 146 | 19 | 43 | .442 | 4 | 7 | .571 | 15 | 20 | .750 | 3 | 9 | 12 | 6 | 8 | 0 | 9 | 0 | 57 | 14.3 | 21 |
| Mills | 4 | 139 | 20 | 37 | .541 | 8 | 14 | .571 | 5 | 5 | 1.000 | 2 | 14 | 16 | 11 | 18 | 1 | 3 | 2 | 53 | 13.3 | 21 |
| Ferry | 4 | 67 | 13 | 25 | .520 | 8 | 15 | .533 | 4 | 6 | .667 | 0 | 3 | 3 | 6 | 9 | 0 | 2 | 0 | 38 | 9.5 | 20 |
| Hill | 4 | 139 | 9 | 29 | .310 | 0 | 1 | .000 | 16 | 25 | .640 | 8 | 15 | 23 | 3 | 18 | 1 | 7 | 1 | 34 | 8.5 | 13 |
| Williams | 4 | 144 | 12 | 42 | .286 | 0 | 1 | .000 | 3 | 8 | .375 | 3 | 22 | 25 | 11 | 11 | 0 | 9 | 3 | 27 | 6.8 | 10 |
| Roberts | 1 | 7 | 3 | 4 | .750 | 0 | 0 | --- | 0 | 2 | .000 | 1 | 1 | 2 | 0 | 0 | 0 | 0 | 0 | 6 | 6.0 | 6 |
| Campbell | 4 | 37 | 6 | 14 | .429 | 1 | 2 | .500 | 10 | 12 | .833 | 1 | 1 | 2 | 1 | 3 | 0 | 1 | 1 | 23 | 5.8 | 13 |
| Cage | 4 | 81 | 8 | 18 | .444 | 0 | 1 | .000 | 0 | 2 | .000 | 8 | 10 | 18 | 3 | 9 | 0 | 2 | 4 | 16 | 4.0 | 8 |
| Colter | 4 | 43 | 5 | 10 | .500 | 0 | 1 | .000 | 2 | 4 | .500 | 1 | 0 | 1 | 2 | 2 | 0 | 1 | 0 | 12 | 3.0 | 5 |
| Battle | 2 | 7 | 2 | 3 | .667 | 0 | 1 | .000 | 0 | 0 | --- | 0 | 0 | 0 | 1 | 1 | 0 | 0 | 0 | 4 | 2.0 | 4 |
| Dreiling | 1 | 7 | 0 | 2 | .000 | 0 | 0 | --- | 0 | 0 | --- | 0 | 1 | 1 | 0 | 2 | 0 | 0 | 0 | 0 | 0.0 | 0 |
| Cavaliers | 4 | 960 | 109 | 267 | .408 | 25 | 60 | .417 | 87 | 117 | .744 | 29 | 86 | 115 | 70 | 86 | 2 | 40 | 11 | 330 | 82.5 | 90 |
| Opponents | 4 | 960 | 136 | 262 | .519 | 26 | 67 | .388 | 65 | 91 | .714 | 35 | 121 | 156 | 95 | 105 | 0 | 27 | 27 | 363 | 90.8 | 103 |





1996 PLAYOFF RESULTS

Eastern Conference First Round

| Date | Site | W/L | Cle | NY | Series | Attendance |
|----------|-----------|-----|-----|-----|--------|------------|
| April 25 | Cleveland | L | 83 | 106 | 0-1 | 16,419 |
| April 27 | Cleveland | L | 80 | 84 | 0-2 | 17,232 |
| May 1 | New York | L | 76 | 81 | 0-3 | 19,763 |

| PLAYER | G | MIN | Field Goals | | | 3-Point FG | | | Free Throws | | | Rebounds | | | AST | PF | DQ | STL | BLK | PTS | AVG | HI |
|-----------|---|-----|-------------|-----|------|------------|-----|------|-------------|-----|-------|----------|-----|-----|-----|----|----|-----|-----|-----|------|-----|
| | | | FGM | FGA | PCT | FGM | FGA | PCT | FTM | FTA | PCT | OFF | DEF | REB | | | | | | | | |
| Brandon | 3 | 125 | 21 | 47 | .447 | 3 | 9 | .333 | 13 | 15 | .867 | 1 | 8 | 9 | 24 | 10 | 0 | 4 | 1 | 58 | 19.3 | 21 |
| Majerle | 3 | 91 | 16 | 36 | .444 | 10 | 23 | .435 | 8 | 9 | .889 | 2 | 10 | 12 | 9 | 6 | 0 | 4 | 2 | 50 | 16.7 | 23 |
| Ferry | 3 | 117 | 14 | 41 | .341 | 1 | 16 | .063 | 0 | 0 | --- | 1 | 14 | 15 | 9 | 13 | 1 | 3 | 2 | 29 | 9.7 | 12 |
| Phills | 3 | 96 | 13 | 35 | .371 | 2 | 10 | .200 | 1 | 4 | .250 | 5 | 9 | 14 | 6 | 4 | 0 | 2 | 1 | 29 | 9.7 | 11 |
| Hill | 3 | 53 | 9 | 12 | .750 | 0 | 0 | --- | 7 | 9 | .778 | 7 | 8 | 15 | 0 | 11 | 1 | 0 | 0 | 25 | 8.3 | 13 |
| Mills | 3 | 105 | 11 | 33 | .333 | 0 | 5 | .000 | 1 | 1 | 1.000 | 5 | 11 | 16 | 5 | 10 | 0 | 2 | 2 | 23 | 7.7 | 10 |
| Cage | 3 | 101 | 8 | 14 | .571 | 0 | 0 | --- | 3 | 5 | .600 | 13 | 15 | 28 | 2 | 5 | 0 | 2 | 5 | 19 | 6.3 | 10 |
| Sura | 3 | 18 | 2 | 3 | .667 | 0 | 0 | --- | 0 | 0 | --- | 0 | 1 | 1 | 3 | 4 | 0 | 1 | 0 | 4 | 1.3 | 4 |
| Crotty | 2 | 9 | 0 | 0 | --- | 0 | 0 | --- | 2 | 2 | 1.000 | 1 | 0 | 1 | 1 | 0 | 0 | 1 | 1 | 2 | 1.0 | 2 |
| Amaechi | 1 | 2 | 0 | 1 | .000 | 0 | 0 | --- | 0 | 0 | --- | 0 | 0 | 0 | 0 | 0 | 0 | 0 | 0 | 0 | 0.0 | 0 |
| Lang | 1 | 2 | 0 | 0 | --- | 0 | 0 | --- | 0 | 0 | --- | 0 | 0 | 0 | 0 | 0 | 0 | 0 | 0 | 0 | 0.0 | 0 |
| Marshall | 1 | 1 | 0 | 0 | --- | 0 | 0 | --- | 0 | 0 | --- | 0 | 0 | 0 | 0 | 0 | 0 | 0 | 0 | 0 | 0.0 | 0 |
| Cavaliers | 3 | 720 | 94 | 222 | .423 | 16 | 63 | .254 | 35 | 45 | .778 | 35 | 76 | 111 | 59 | 63 | 2 | 19 | 14 | 239 | 79.7 | 83 |
| Opponents | 3 | 720 | 100 | 201 | .498 | 30 | 51 | .588 | 41 | 66 | .621 | 24 | 84 | 108 | 76 | 51 | 1 | 17 | 15 | 271 | 90.3 | 106 |

1998 PLAYOFF RESULTS

Eastern Conference First Round

| Date | Site | W/L | Cle | Ind | Series | Attendance |
|----------|-----------|-----|-----|-----|--------|------------|
| April 23 | Indiana | L | 77 | 106 | 0-1 | 16,644 |
| April 25 | Indiana | L | 86 | 92 | 0-2 | 16,617 |
| April 27 | Cleveland | W | 86 | 77 | 1-2 | 17,495 |
| April 30 | Cleveland | L | 74 | 80 | 1-3 | 18,188 |

| PLAYER | G | MIN | Field Goals | | | 3-Point FG | | | Free Throws | | | Rebounds | | | AST | PF | DQ | STL | BLK | PTS | AVG | HI |
|-----------|---|-----|-------------|-----|------|------------|-----|------|-------------|-----|-------|----------|-----|-----|-----|-----|----|-----|-----|-----|------|-----|
| | | | FGM | FGA | PCT | FGM | FGA | PCT | FTM | FTA | PCT | OFF | DEF | REB | | | | | | | | |
| Kemp | 4 | 152 | 33 | 71 | .465 | 0 | 0 | --- | 38 | 45 | .844 | 16 | 25 | 41 | 8 | 12 | 0 | 5 | 4 | 104 | 26.0 | 31 |
| Ilgauskas | 4 | 147 | 28 | 49 | .571 | 0 | 0 | --- | 13 | 25 | .520 | 14 | 16 | 30 | 2 | 22 | 2 | 2 | 5 | 69 | 17.3 | 25 |
| Anderson | 4 | 103 | 10 | 22 | .455 | 0 | 0 | --- | 23 | 26 | .885 | 0 | 9 | 9 | 11 | 10 | 0 | 5 | 1 | 43 | 10.8 | 18 |
| Person | 4 | 136 | 11 | 29 | .379 | 7 | 19 | .368 | 3 | 4 | .750 | 2 | 7 | 9 | 10 | 5 | 0 | 3 | 0 | 32 | 8.0 | 15 |
| Henderson | 4 | 157 | 11 | 28 | .393 | 0 | 1 | .000 | 8 | 13 | .615 | 4 | 13 | 17 | 11 | 14 | 0 | 6 | 0 | 30 | 7.5 | 9 |
| Knight | 4 | 132 | 6 | 21 | .286 | 0 | 0 | --- | 6 | 10 | .600 | 0 | 16 | 16 | 23 | 16 | 1 | 10 | 1 | 18 | 4.5 | 11 |
| Potapenko | 4 | 70 | 6 | 15 | .400 | 0 | 0 | --- | 5 | 10 | .500 | 3 | 8 | 11 | 3 | 8 | 0 | 2 | 0 | 17 | 4.3 | 8 |
| Brooks | 1 | 8 | 0 | 1 | .000 | 0 | 0 | --- | 2 | 2 | 1.000 | 0 | 0 | 0 | 2 | 1 | 0 | 0 | 0 | 2 | 2.0 | 2 |
| Scott | 1 | 3 | 1 | 2 | .500 | 0 | 0 | --- | 0 | 0 | --- | 0 | 0 | 0 | 0 | 0 | 0 | 0 | 1 | 2 | 2.0 | 2 |
| Thomas | 1 | 11 | 0 | 1 | .000 | 0 | 0 | --- | 2 | 3 | .667 | 1 | 0 | 1 | 0 | 2 | 0 | 0 | 0 | 2 | 2.0 | 2 |
| Sura | 3 | 31 | 1 | 5 | .200 | 0 | 2 | .000 | 2 | 3 | .667 | 0 | 3 | 3 | 4 | 4 | 0 | 1 | 0 | 4 | 1.3 | 4 |
| Ferry | 3 | 10 | 0 | 2 | .000 | 0 | 2 | .000 | 0 | 0 | --- | 0 | 1 | 1 | 0 | 1 | 0 | 0 | 0 | 0 | 0.0 | 0 |
| Cavaliers | 4 | 960 | 107 | 246 | .435 | 7 | 24 | .292 | 102 | 141 | .723 | 40 | 98 | 138 | 74 | 95 | 3 | 34 | 12 | 323 | 80.8 | 86 |
| Opponents | 4 | 960 | 131 | 276 | .475 | 22 | 59 | .373 | 71 | 91 | .780 | 34 | 92 | 126 | 90 | 111 | 3 | 36 | 31 | 355 | 88.8 | 106 |

2006 PLAYOFF RESULTS

Eastern Conference First Round

| Date | Site | W/L | Cle | Was | Series | Attendance |
|----------|------------|-----|-----|-----|--------|------------|
| April 22 | Cleveland | W | 97 | 86 | 1-0 | 20,562 |
| April 25 | Cleveland | L | 84 | 89 | 1-1 | 20,562 |
| April 28 | Washington | W | 97 | 96 | 2-1 | 20,173 |
| April 30 | Washington | L | 96 | 106 | 2-2 | 20,173 |
| May 3 | Cleveland | W | 121 | 120 | OT 3-2 | 20,562 |
| May 5 | Washington | W | 114 | 113 | OT 4-2 | 20,173 |

Eastern Conference Semifinals

| Date | Site | W/L | Cle | Det | Series | Attendance |
|--------|-----------|-----|-----|-----|--------|------------|
| May 7 | Detroit | L | 86 | 113 | 0-1 | 22,076 |
| May 9 | Detroit | L | 91 | 97 | 0-2 | 22,076 |
| May 13 | Cleveland | W | 86 | 77 | 1-2 | 20,562 |
| May 15 | Cleveland | W | 74 | 72 | 2-2 | 20,562 |
| May 17 | Detroit | W | 86 | 84 | 3-2 | 22,076 |
| May 19 | Cleveland | L | 82 | 84 | 3-3 | 20,562 |
| May 21 | Detroit | L | 61 | 79 | 3-4 | 22,076 |

| PLAYER | G | MIN | Field Goals | | | 3-Point FG | | | Free Throws | | | Rebounds | | | AST | PF | DQ | STL | BLK | PTS | AVG | HI |
|-----------|----|------|-------------|-----|-------|------------|-----|-------|-------------|-----|------|----------|-----|-----|-----|-----|----|-----|-----|------|------|-----|
| | | | FGM | FGA | PCT | FGM | FGA | PCT | FTM | FTA | PCT | OFF | DEF | REB | | | | | | | | |
| James | 13 | 604 | 146 | 307 | .476 | 21 | 63 | .333 | 87 | 118 | .737 | 22 | 83 | 105 | 76 | 44 | 0 | 18 | 9 | 400 | 30.8 | 45 |
| Hughes | 9 | 336 | 36 | 113 | .319 | 5 | 18 | .278 | 23 | 31 | .742 | 9 | 18 | 27 | 36 | 34 | 2 | 20 | 1 | 100 | 11.1 | 24 |
| Ilgauskas | 13 | 354 | 54 | 119 | .454 | 0 | 0 | --- | 27 | 36 | .750 | 33 | 49 | 82 | 10 | 46 | 3 | 5 | 27 | 135 | 10.4 | 16 |
| Marshall | 13 | 345 | 45 | 104 | .433 | 18 | 46 | .391 | 15 | 17 | .882 | 24 | 49 | 73 | 8 | 24 | 0 | 7 | 9 | 123 | 9.5 | 28 |
| Gooden | 13 | 282 | 45 | 85 | .529 | 0 | 0 | --- | 17 | 18 | .944 | 31 | 67 | 98 | 8 | 40 | 1 | 3 | 2 | 107 | 8.2 | 24 |
| Murray | 13 | 399 | 37 | 112 | .330 | 5 | 24 | .208 | 26 | 32 | .813 | 11 | 31 | 42 | 21 | 27 | 0 | 9 | 2 | 105 | 8.1 | 21 |
| Varejao | 13 | 238 | 31 | 50 | .620 | 0 | 0 | --- | 26 | 37 | .703 | 18 | 40 | 58 | 3 | 50 | 2 | 9 | 2 | 88 | 6.8 | 16 |
| Snow | 13 | 408 | 32 | 76 | .421 | 0 | 1 | .000 | 22 | 29 | .759 | 10 | 33 | 43 | 36 | 36 | 0 | 11 | 3 | 86 | 6.6 | 18 |
| Jones | 13 | 181 | 8 | 26 | .308 | 5 | 18 | .278 | 3 | 4 | .750 | 2 | 14 | 16 | 12 | 17 | 0 | 2 | 0 | 24 | 1.8 | 8 |
| Newble | 5 | 11 | 3 | 3 | 1.000 | 1 | 1 | 1.000 | 0 | 0 | --- | 1 | 1 | 2 | 0 | 1 | 0 | 1 | 0 | 7 | 1.4 | 7 |
| Henderson | 2 | 9 | 0 | 2 | .000 | 0 | 0 | --- | 0 | 0 | --- | 1 | 1 | 2 | 0 | 1 | 0 | 0 | 0 | 0 | 0.0 | 0 |
| Pavlovic | 3 | 4 | 0 | 2 | .000 | 0 | 1 | .000 | 0 | 0 | --- | 0 | 1 | 1 | 0 | 0 | 0 | 0 | 0 | 0 | 0.0 | 0 |
| Cavaliers | 13 | 3170 | 437 | 999 | .437 | 55 | 172 | .320 | 246 | 322 | .764 | 162 | 387 | 549 | 210 | 320 | 8 | 85 | 55 | 1175 | 90.4 | 121 |
| Opponents | 13 | 3170 | 427 | 978 | .437 | 84 | 232 | .362 | 278 | 387 | .718 | 150 | 366 | 516 | 225 | 273 | 5 | 87 | 70 | 1216 | 93.5 | 120 |





2007 PLAYOFF RESULTS

Eastern Conference First Round

| Date | Site | W/L | Cle | Was | Series | Attendance |
|----------|------------|-----|-----|-----|--------|------------|
| April 22 | Cleveland | W | 97 | 82 | 1-0 | 20,562 |
| April 25 | Cleveland | W | 109 | 102 | 2-0 | 20,562 |
| April 28 | Washington | W | 98 | 92 | 3-0 | 20,173 |
| April 30 | Washington | W | 97 | 90 | 4-0 | 20,173 |

Eastern Conference Semifinals

| Date | Site | W/L | Cle | NJ | Series | Attendance |
|--------|------------|-----|-----|----|--------|------------|
| May 6 | Cleveland | W | 81 | 77 | 1-0 | 20,562 |
| May 8 | Cleveland | W | 102 | 92 | 2-0 | 20,562 |
| May 12 | New Jersey | L | 85 | 96 | 2-1 | 20,032 |
| May 14 | New Jersey | W | 87 | 85 | 3-1 | 20,032 |
| May 16 | Cleveland | L | 72 | 83 | 3-2 | 20,562 |
| May 18 | New Jersey | W | 88 | 72 | 4-2 | 20,032 |

Eastern Conference Finals

| Date | Site | W/L | Cle | Det | Series | Attendance |
|--------|-----------|-----|-----|---------|--------|------------|
| May 21 | Detroit | L | 76 | 79 | 0-1 | 22,076 |
| May 24 | Detroit | L | 76 | 79 | 0-2 | 22,076 |
| May 27 | Cleveland | W | 88 | 82 | 1-2 | 20,562 |
| May 29 | Cleveland | W | 91 | 87 | 2-2 | 20,562 |
| May 31 | Detroit | W | 109 | 107 2OT | 3-2 | 22,076 |
| June 2 | Cleveland | W | 98 | 82 | 4-2 | 20,562 |

NBA Finals

| Date | Site | W/L | Cle | SAS | Series | Attendance |
|---------|-------------|-----|-----|-----|--------|------------|
| June 7 | San Antonio | L | 76 | 85 | 0-1 | 18,797 |
| June 10 | San Antonio | L | 92 | 103 | 0-2 | 18,797 |
| June 12 | Cleveland | L | 72 | 75 | 0-3 | 20,562 |
| June 14 | Cleveland | L | 82 | 83 | 0-4 | 20,562 |

| PLAYER | G | MIN | Field Goals | | | 3-Point FG | | | Free Throws | | | Rebounds | | | AST | PF | DQ | STL | BLK | PTS | AVG | HI |
|-----------|----|------|-------------|------|------|------------|-----|------|-------------|-----|-------|----------|-----|-----|-----|-----|----|-----|-----|------|------|-----|
| | | | FGM | FGA | PCT | FGM | FGA | PCT | FTM | FTA | PCT | OFF | DEF | REB | | | | | | | | |
| James | 20 | 893 | 166 | 399 | .416 | 21 | 75 | .280 | 148 | 196 | .755 | 26 | 135 | 161 | 159 | 40 | 0 | 34 | 10 | 501 | 25.1 | 48 |
| Ilgaukas | 20 | 649 | 97 | 197 | .492 | 0 | 0 | --- | 57 | 68 | .838 | 66 | 127 | 193 | 17 | 60 | 1 | 9 | 16 | 251 | 12.6 | 24 |
| Gooden | 20 | 605 | 99 | 201 | .493 | 0 | 2 | .000 | 30 | 39 | .769 | 49 | 111 | 160 | 20 | 62 | 2 | 10 | 9 | 228 | 11.4 | 24 |
| Hughes | 18 | 639 | 69 | 199 | .347 | 19 | 54 | .352 | 47 | 63 | .746 | 9 | 62 | 71 | 44 | 35 | 0 | 25 | 8 | 204 | 11.3 | 27 |
| Pavlovic | 20 | 616 | 72 | 189 | .381 | 20 | 58 | .345 | 19 | 36 | .528 | 13 | 38 | 51 | 32 | 64 | 0 | 19 | 5 | 183 | 9.2 | 17 |
| Gibson | 20 | 402 | 50 | 116 | .431 | 27 | 66 | .409 | 38 | 43 | .884 | 9 | 23 | 32 | 21 | 34 | 1 | 12 | 4 | 165 | 8.3 | 31 |
| Varejao | 20 | 447 | 46 | 90 | .511 | 0 | 4 | .000 | 27 | 48 | .563 | 46 | 73 | 119 | 11 | 53 | 0 | 21 | 11 | 119 | 6.0 | 14 |
| Marshall | 19 | 204 | 23 | 69 | .333 | 14 | 45 | .311 | 7 | 11 | .636 | 12 | 29 | 41 | 5 | 30 | 0 | 3 | 4 | 67 | 3.5 | 18 |
| Da. Jones | 11 | 139 | 8 | 26 | .308 | 7 | 22 | .318 | 3 | 3 | 1.000 | 1 | 8 | 9 | 11 | 10 | 0 | 0 | 0 | 26 | 2.4 | 9 |
| Snow | 19 | 244 | 12 | 38 | .316 | 0 | 3 | .000 | 8 | 14 | .571 | 7 | 21 | 28 | 29 | 22 | 0 | 11 | 2 | 32 | 1.7 | 5 |
| Brown | 1 | 1 | 0 | 0 | --- | 0 | 0 | --- | 0 | 0 | --- | 0 | 0 | 0 | 0 | 0 | 0 | 0 | 0 | 0 | 0.0 | 0 |
| Newble | 6 | 10 | 0 | 2 | .000 | 0 | 2 | .000 | 0 | 0 | --- | 0 | 1 | 1 | 1 | 3 | 0 | 0 | 0 | 0 | 0.0 | 0 |
| Pollard | 3 | 3 | 0 | 0 | --- | 0 | 0 | --- | 0 | 0 | --- | 0 | 0 | 0 | 0 | 1 | 0 | 0 | 0 | 0 | 0.0 | 0 |
| Cavaliers | 20 | 4850 | 642 | 1526 | .421 | 108 | 331 | .326 | 384 | 521 | .737 | 238 | 628 | 866 | 350 | 414 | 4 | 144 | 69 | 1776 | 88.8 | 109 |
| Opponents | 20 | 4850 | 634 | 1492 | .425 | 117 | 353 | .331 | 348 | 479 | .727 | 192 | 593 | 785 | 383 | 419 | 4 | 122 | 76 | 1733 | 86.7 | 107 |

2008 PLAYOFF RESULTS

Eastern Conference First Round

| Date | Site | W/L | Cle | Was | Series | Attendance |
|----------|------------|-----|-----|-----|--------|------------|
| April 19 | Cleveland | W | 93 | 86 | 1-0 | 20,562 |
| April 21 | Cleveland | W | 116 | 86 | 2-0 | 20,562 |
| April 24 | Washington | L | 72 | 108 | 2-1 | 20,173 |
| April 27 | Washington | W | 100 | 97 | 3-1 | 20,173 |
| April 30 | Cleveland | L | 87 | 88 | 3-2 | 20,562 |
| May 2 | Washington | W | 105 | 88 | 4-2 | 20,173 |

Eastern Conference Semifinals

| Date | Site | W/L | Cle | Bos | Series | Attendance |
|--------|-----------|-----|-----|-----|--------|------------|
| May 6 | Boston | L | 72 | 76 | 0-1 | 18,624 |
| May 8 | Boston | L | 73 | 89 | 0-2 | 18,624 |
| May 10 | Cleveland | W | 108 | 84 | 1-2 | 20,562 |
| May 12 | Cleveland | W | 88 | 77 | 2-2 | 20,562 |
| May 14 | Boston | L | 89 | 96 | 2-3 | 18,624 |
| May 16 | Cleveland | W | 74 | 69 | 3-3 | 20,562 |
| May 18 | Boston | L | 92 | 97 | 3-4 | 18,624 |

| PLAYER | G | GS | MIN | Field Goals | | | 3-Point FG | | | Free Throws | | | Rebounds | | | AST | PF | DQ | STL | TO | BLK | PTS | AVG | HI |
|------------|----|----|------|-------------|-----|------|------------|-----|------|-------------|-----|------|----------|-----|-----|-----|-----|----|-----|-----|-----|------|------|-----|
| | | | | FG | FGA | PCT | FG | FGA | PCT | FT | FTA | PCT | OFF | DEF | TOT | | | | | | | | | |
| James | 13 | 13 | 552 | 113 | 275 | .411 | 18 | 70 | .257 | 122 | 167 | .731 | 16 | 86 | 102 | 99 | 33 | 0 | 23 | 54 | 17 | 366 | 28.2 | 45 |
| Ilgaukas | 13 | 13 | 393 | 67 | 140 | .479 | 0 | 0 | --- | 36 | 44 | .818 | 33 | 65 | 98 | 21 | 35 | 0 | 5 | 21 | 14 | 170 | 13.1 | 22 |
| West | 13 | 13 | 453 | 44 | 110 | .400 | 18 | 42 | .429 | 35 | 41 | .854 | 8 | 35 | 43 | 54 | 40 | 0 | 15 | 32 | 6 | 141 | 10.8 | 21 |
| Szczerbiak | 13 | 13 | 374 | 47 | 125 | .376 | 20 | 62 | .323 | 26 | 28 | .929 | 4 | 19 | 23 | 19 | 32 | 0 | 2 | 10 | 1 | 140 | 10.8 | 26 |
| Gibson | 11 | 0 | 284 | 35 | 78 | .449 | 19 | 42 | .452 | 10 | 14 | .714 | 4 | 15 | 19 | 27 | 18 | 0 | 7 | 15 | 2 | 99 | 9.0 | 22 |
| Smith | 13 | 0 | 263 | 36 | 74 | .486 | 0 | 1 | .000 | 14 | 22 | .636 | 20 | 40 | 60 | 6 | 41 | 1 | 5 | 6 | 7 | 86 | 6.6 | 17 |
| D. Brown | 8 | 0 | 92 | 9 | 34 | .265 | 5 | 17 | .294 | 10 | 15 | .667 | 8 | 11 | 19 | 9 | 10 | 0 | 2 | 9 | 0 | 33 | 4.1 | 10 |
| Varejao | 13 | 0 | 240 | 22 | 54 | .407 | 0 | 0 | --- | 9 | 21 | .429 | 20 | 47 | 67 | 9 | 30 | 0 | 8 | 9 | 1 | 53 | 4.1 | 12 |
| Pavlovic | 8 | 0 | 111 | 10 | 26 | .385 | 4 | 9 | .444 | 4 | 6 | .667 | 6 | 4 | 10 | 1 | 17 | 0 | 2 | 2 | 0 | 28 | 3.5 | 7 |
| Wallace | 13 | 13 | 304 | 17 | 33 | .515 | 0 | 0 | --- | 7 | 20 | .350 | 32 | 52 | 84 | 15 | 26 | 0 | 8 | 7 | 14 | 41 | 3.2 | 9 |
| Da. Jones | 5 | 0 | 26 | 2 | 10 | .200 | 2 | 7 | .286 | 0 | 0 | --- | 0 | 0 | 0 | 1 | 1 | 0 | 0 | 1 | 0 | 6 | 1.2 | 3 |
| Thomas | 3 | 0 | 8 | 1 | 2 | .500 | 1 | 2 | .500 | 0 | 0 | --- | 0 | 1 | 1 | 1 | 0 | 0 | 1 | 0 | 0 | 3 | 1.0 | 3 |
| Dw. Jones | 5 | 0 | 20 | 1 | 2 | .500 | 0 | 0 | --- | 1 | 2 | .500 | 2 | 4 | 6 | 0 | 4 | 0 | 0 | 1 | 1 | 3 | 0.6 | 2 |
| Cavaliers | 13 | — | 3120 | 404 | 963 | .420 | 87 | 252 | .345 | 274 | 380 | .721 | 153 | 379 | 532 | 262 | 287 | 1 | 78 | 180 | 63 | 1169 | 89.9 | 116 |
| Opponents | 13 | — | 3120 | 403 | 947 | .426 | 65 | 219 | .297 | 270 | 350 | .771 | 125 | 372 | 497 | 230 | 305 | 2 | 89 | 171 | 55 | 1141 | 87.8 | 108 |





2009 PLAYOFF RESULTS

Eastern Conference First Round

| Date | Site | W/L | Cle | Det | Series | Attendance |
|----------|-----------|-----|-----|-----|--------|------------|
| April 18 | Cleveland | W | 102 | 84 | 1-0 | 20,562 |
| April 21 | Cleveland | W | 94 | 82 | 2-0 | 20,562 |
| April 24 | Detroit | W | 79 | 68 | 3-0 | 22,076 |
| April 26 | Detroit | W | 99 | 78 | 4-0 | 22,076 |

Eastern Conference Semifinals

| Date | Site | W/L | Cle | Atl | Series | Attendance |
|--------|-----------|-----|-----|-----|--------|------------|
| May 5 | Cleveland | W | 99 | 72 | 1-0 | 20,562 |
| May 7 | Cleveland | W | 105 | 85 | 2-0 | 20,562 |
| May 9 | Atlanta | W | 97 | 82 | 3-0 | 20,143 |
| May 11 | Atlanta | W | 84 | 74 | 4-0 | 19,241 |

Eastern Conference Finals

| Date | Site | W/L | Cle | Orl | Series | Attendance |
|--------|-----------|-----|-----|--------|--------|------------|
| May 20 | Cleveland | L | 106 | 107 | 0-1 | 20,562 |
| May 22 | Cleveland | W | 96 | 95 | 1-1 | 20,562 |
| May 24 | Orlando | L | 89 | 99 | 1-2 | 17,461 |
| May 26 | Orlando | L | 114 | 116 OT | 1-3 | 17,461 |
| May 28 | Cleveland | W | 112 | 102 | 2-3 | 20,562 |
| May 30 | Orlando | L | 90 | 103 | 2-4 | 17,461 |

| PLAYER | G | GS | MIN | Field Goals | | | 3-Point FG | | | Free Throws | | | Rebounds | | | AST | PF | DQ | STL | TO | BLK | PTS | AVG | HI |
|-------------|----|----|------|-------------|------|------|------------|-----|------|-------------|-----|-------|----------|-----|-----|-----|-----|----|-----|-----|-----|------|------|-----|
| | | | | FG | FGA | PCT | FG | FGA | PCT | FT | FTA | PCT | OFF | DEF | TOT | | | | | | | | | |
| James | 14 | 14 | 580 | 159 | 312 | .510 | 27 | 81 | .333 | 149 | 199 | .749 | 19 | 109 | 128 | 102 | 30 | 0 | 23 | 38 | 12 | 494 | 35.3 | 49 |
| M. Williams | 14 | 14 | 541 | 80 | 196 | .408 | 35 | 94 | .372 | 33 | 43 | .767 | 9 | 36 | 45 | 58 | 43 | 0 | 10 | 30 | 1 | 228 | 16.3 | 24 |
| West | 14 | 14 | 591 | 73 | 157 | .465 | 12 | 36 | .333 | 35 | 42 | .833 | 6 | 43 | 49 | 58 | 28 | 0 | 19 | 34 | 7 | 193 | 13.8 | 22 |
| Ilgauskas | 14 | 14 | 407 | 62 | 138 | .449 | 2 | 13 | .154 | 21 | 33 | .636 | 27 | 82 | 109 | 17 | 47 | 2 | 5 | 9 | 13 | 147 | 10.5 | 16 |
| Varejao | 14 | 14 | 420 | 41 | 82 | .500 | 0 | 0 | — | 15 | 22 | .682 | 41 | 49 | 90 | 8 | 49 | 3 | 18 | 15 | 16 | 97 | 6.9 | 14 |
| Smith | 13 | 0 | 218 | 23 | 50 | .460 | 3 | 5 | .600 | 23 | 29 | .793 | 10 | 38 | 48 | 3 | 25 | 0 | 6 | 7 | 7 | 72 | 5.5 | 19 |
| Szczerbiak | 12 | 0 | 154 | 16 | 36 | .444 | 2 | 12 | .167 | 9 | 11 | .818 | 8 | 20 | 28 | 7 | 19 | 0 | 2 | 9 | 1 | 43 | 3.6 | 17 |
| Gibson | 14 | 0 | 172 | 13 | 40 | .325 | 10 | 28 | .357 | 11 | 11 | 1.000 | 1 | 6 | 7 | 6 | 18 | 0 | 1 | 7 | 3 | 47 | 3.4 | 11 |
| Pavlovic | 11 | 0 | 91 | 10 | 20 | .500 | 2 | 8 | .250 | 1 | 3 | .333 | 1 | 14 | 15 | 4 | 9 | 0 | 4 | 3 | 0 | 23 | 2.1 | 9 |
| Wallace | 14 | 0 | 176 | 8 | 13 | .615 | 0 | 0 | — | 0 | 6 | .000 | 18 | 20 | 38 | 4 | 13 | 0 | 4 | 3 | 4 | 16 | 1.1 | 4 |
| Kinsey | 9 | 0 | 11 | 1 | 3 | .333 | 0 | 0 | — | 2 | 2 | 1.000 | 1 | 1 | 2 | 0 | 2 | 0 | 1 | 1 | 0 | 4 | 0.4 | 2 |
| Jackson | 5 | 0 | 25 | 1 | 5 | .200 | 0 | 0 | — | 0 | 2 | .000 | 0 | 5 | 5 | 1 | 5 | 0 | 0 | 1 | 0 | 2 | 0.4 | 2 |
| Cavaliers | 14 | — | 3385 | 487 | 1052 | .463 | 93 | 277 | .336 | 299 | 403 | .742 | 141 | 423 | 564 | 268 | 288 | 5 | 93 | 173 | 64 | 1366 | 97.6 | 114 |
| Opponents | 14 | — | 3385 | 454 | 1048 | .433 | 98 | 268 | .366 | 241 | 320 | .753 | 117 | 369 | 486 | 250 | 317 | 3 | 87 | 170 | 46 | 1247 | 89.1 | 116 |

2010 PLAYOFF RESULTS

Eastern Conference First Round

| Date | Site | W/L | Cle | Chi | Series | Attendance |
|----------|-----------|-----|-----|-----|--------|------------|
| April 17 | Cleveland | W | 96 | 83 | 1-0 | 20,562 |
| April 19 | Cleveland | W | 112 | 102 | 2-0 | 20,562 |
| April 22 | Chicago | L | 106 | 108 | 2-1 | 22,991 |
| April 25 | Chicago | W | 121 | 98 | 3-1 | 23,058 |
| April 27 | Cleveland | W | 96 | 94 | 4-1 | 20,562 |

Eastern Conference Semifinals

| Date | Site | W/L | Cle | Bos | Series | Attendance |
|--------|-----------|-----|-----|-----|--------|------------|
| May 1 | Cleveland | W | 101 | 93 | 1-0 | 20,562 |
| May 3 | Cleveland | L | 86 | 104 | 1-1 | 20,562 |
| May 7 | Boston | W | 124 | 95 | 2-1 | 18,624 |
| May 9 | Boston | L | 87 | 97 | 2-2 | 18,624 |
| May 11 | Cleveland | L | 88 | 120 | 2-3 | 20,562 |
| May 13 | Boston | L | 85 | 94 | 2-4 | 18,624 |

| PLAYER | G | MIN | Field Goals | | | 3-Point FG | | | Free Throws | | | Rebounds | | | AST | PF | DQ | STL | BLK | PTS | AVG | HI |
|-------------|----|------|-------------|-----|------|------------|-----|------|-------------|-----|-------|----------|-----|-----|-----|-----|----|-----|-----|------|-------|-----|
| | | | FGM | FGA | PCT | FGM | FGA | PCT | FTM | FTA | PCT | OFF | DEF | REB | | | | | | | | |
| James | 11 | 460 | 106 | 211 | .502 | 20 | 50 | .400 | 88 | 120 | .733 | 15 | 87 | 102 | 84 | 23 | 0 | 19 | 20 | 320 | 29.1 | 40 |
| Jamison | 11 | 375 | 64 | 137 | .467 | 10 | 39 | .256 | 30 | 41 | .732 | 16 | 65 | 81 | 14 | 38 | 0 | 7 | 11 | 168 | 15.3 | 25 |
| M. Williams | 11 | 411 | 52 | 127 | .409 | 17 | 52 | .327 | 37 | 46 | .804 | 3 | 31 | 34 | 59 | 35 | 0 | 6 | 2 | 158 | 14.4 | 22 |
| O'Neal | 11 | 243 | 48 | 93 | .516 | 0 | 0 | — | 31 | 47 | .660 | 21 | 40 | 61 | 15 | 41 | 0 | 2 | 13 | 127 | 11.5 | 21 |
| Parker | 11 | 331 | 30 | 64 | .469 | 20 | 44 | .455 | 11 | 15 | .733 | 1 | 25 | 26 | 14 | 16 | 0 | 9 | 3 | 91 | 8.3 | 14 |
| West | 11 | 269 | 28 | 67 | .418 | 3 | 19 | .158 | 15 | 16 | .938 | 6 | 15 | 21 | 29 | 16 | 0 | 9 | 3 | 74 | 6.7 | 16 |
| Varejao | 11 | 255 | 20 | 48 | .417 | 0 | 1 | .000 | 23 | 31 | .742 | 22 | 49 | 71 | 7 | 38 | 1 | 11 | 9 | 63 | 5.7 | 8 |
| Hickson | 11 | 79 | 14 | 22 | .636 | 0 | 0 | — | 11 | 16 | .688 | 1 | 8 | 9 | 1 | 9 | 0 | 0 | 0 | 39 | 3.5 | 13 |
| Moon | 11 | 113 | 14 | 24 | .583 | 8 | 16 | .500 | 2 | 3 | .667 | 2 | 14 | 16 | 5 | 8 | 0 | 4 | 5 | 38 | 3.5 | 12 |
| Ilgauskas | 7 | 69 | 5 | 13 | .385 | 0 | 0 | — | 2 | 3 | .667 | 7 | 4 | 11 | 3 | 10 | 0 | 0 | 7 | 12 | 1.7 | 5 |
| Powe | 3 | 9 | 1 | 4 | .250 | 0 | 0 | — | 3 | 4 | .750 | 1 | 1 | 2 | 0 | 3 | 0 | 0 | 0 | 5 | 1.7 | 4 |
| Gibson | 5 | 23 | 2 | 7 | .286 | 1 | 4 | .250 | 2 | 2 | 1.000 | 0 | 3 | 3 | 1 | 3 | 0 | 0 | 0 | 7 | 1.4 | 3 |
| J. Williams | 3 | 4 | 0 | 2 | .000 | 0 | 2 | — | 0 | 0 | — | 0 | 0 | 0 | 0 | 1 | 0 | 0 | 0 | 0 | 0.0 | 0 |
| Cavaliers | 11 | 2640 | 384 | 819 | .469 | 79 | 227 | .348 | 255 | 344 | .741 | 95 | 342 | 437 | 232 | 241 | 1 | 67 | 73 | 1102 | 100.2 | 124 |
| Opponents | 11 | 2640 | 412 | 905 | .455 | 47 | 152 | .309 | 217 | 289 | .751 | 110 | 334 | 444 | 233 | 270 | 3 | 75 | 46 | 1088 | 98.9 | 120 |





2015 PLAYOFF RESULTS

Eastern Conference First Round

| Date | Site | W/L | Cle | Bos | Series | Attendance |
|----------|-----------|-----|-----|-----|--------|------------|
| April 19 | Cleveland | W | 113 | 100 | 1-0 | 20,562 |
| April 21 | Cleveland | W | 99 | 91 | 2-0 | 20,562 |
| April 23 | Boston | W | 103 | 95 | 3-0 | 18,624 |
| April 26 | Boston | W | 101 | 93 | 4-0 | 18,624 |

Eastern Conference Semifinals

| Date | Site | W/L | Cle | Chi | Series | Attendance |
|--------|-----------|-----|-----|-----|--------|------------|
| May 4 | Cleveland | L | 92 | 99 | 0-1 | 20,562 |
| May 6 | Cleveland | W | 106 | 91 | 1-1 | 20,562 |
| May 8 | Chicago | L | 96 | 99 | 1-2 | 22,246 |
| May 10 | Chicago | W | 86 | 84 | 2-2 | 22,256 |
| May 12 | Cleveland | W | 106 | 101 | 3-2 | 20,562 |
| May 14 | Chicago | W | 94 | 73 | 4-2 | 22,695 |

Eastern Conference Finals

| Date | Site | W/L | Cle | Atl | Series | Attendance |
|--------|-----------|-----|-----|-----|--------|------------|
| May 20 | Atlanta | W | 97 | 89 | 1-0 | 18,489 |
| May 22 | Atlanta | W | 94 | 82 | 2-0 | 18,670 |
| May 24 | Cleveland | W | 114 | 111 | OT 3-0 | 20,562 |
| May 26 | Cleveland | W | 118 | 88 | 4-0 | 20,562 |

NBA Finals

| Date | Site | W/L | Cle | GS | Series | Attendance |
|---------|--------------|-----|-----|-----|--------|------------|
| June 4 | Golden State | L | 100 | 108 | OT 0-1 | 19,596 |
| June 7 | Golden State | W | 95 | 93 | OT 1-1 | 19,596 |
| June 9 | Cleveland | W | 96 | 91 | 2-1 | 20,562 |
| June 11 | Cleveland | L | 82 | 103 | 2-2 | 20,562 |
| June 14 | Golden State | L | 91 | 104 | 2-3 | 19,596 |
| June 16 | Cleveland | L | 97 | 105 | 2-4 | 20,562 |

| PLAYER | G | MIN | Field Goals | | | 3-Point FG | | | Free Throws | | | Rebounds | | | AST | PF | DQ | STL | BLK | PTS | AVG | HI |
|-------------|----|------|-------------|------|------|------------|-----|------|-------------|-----|------|----------|-----|-----|-----|-----|----|-----|-----|------|------|-----|
| | | | FGM | FGA | PCT | FGM | FGA | PCT | FTM | FTA | PCT | OFF | DEF | REB | | | | | | | | |
| James | 20 | 844 | 227 | 544 | .417 | 25 | 110 | .227 | 122 | 167 | .731 | 37 | 189 | 226 | 169 | 58 | 0 | 33 | 21 | 601 | 30.1 | 44 |
| Irving | 13 | 464 | 81 | 185 | .438 | 27 | 60 | .450 | 58 | 69 | .841 | 10 | 37 | 47 | 50 | 29 | 0 | 17 | 11 | 247 | 19.0 | 30 |
| Love | 4 | 107 | 17 | 41 | .415 | 9 | 21 | .429 | 14 | 19 | .737 | 6 | 22 | 28 | 10 | 12 | 0 | 1 | 2 | 57 | 14.3 | 23 |
| Smith | 18 | 560 | 83 | 206 | .403 | 51 | 142 | .359 | 14 | 20 | .700 | 9 | 76 | 85 | 22 | 54 | 1 | 17 | 10 | 231 | 12.8 | 28 |
| Mozgov | 20 | 529 | 74 | 148 | .500 | 0 | 0 | --- | 64 | 81 | .790 | 57 | 89 | 146 | 13 | 57 | 1 | 8 | 36 | 212 | 10.6 | 28 |
| Thompson | 20 | 727 | 72 | 129 | .558 | 0 | 0 | --- | 48 | 82 | .585 | 88 | 128 | 216 | 9 | 50 | 0 | 5 | 24 | 192 | 9.6 | 19 |
| Shumpert | 20 | 695 | 59 | 164 | .360 | 33 | 93 | .355 | 30 | 40 | .750 | 23 | 75 | 98 | 23 | 50 | 1 | 25 | 16 | 181 | 9.1 | 22 |
| Dellavedova | 20 | 497 | 47 | 136 | .346 | 24 | 76 | .316 | 25 | 32 | .781 | 10 | 31 | 41 | 53 | 52 | 1 | 9 | 0 | 143 | 7.2 | 20 |
| Jones | 20 | 311 | 26 | 75 | .347 | 22 | 64 | .344 | 13 | 14 | .929 | 1 | 28 | 29 | 9 | 42 | 0 | 8 | 3 | 87 | 4.4 | 17 |
| Harris | 6 | 16 | 2 | 6 | .333 | 1 | 3 | .333 | 3 | 4 | .750 | 0 | 1 | 1 | 1 | 1 | 0 | 0 | 0 | 8 | 1.3 | 7 |
| Perkins | 8 | 33 | 2 | 8 | .250 | 0 | 0 | --- | 6 | 10 | .600 | 2 | 7 | 9 | 0 | 6 | 0 | 0 | 3 | 10 | 1.3 | 3 |
| Miller | 9 | 65 | 3 | 5 | .600 | 3 | 5 | .600 | 0 | 0 | --- | 0 | 10 | 10 | 0 | 6 | 0 | 1 | 1 | 9 | 1.0 | 3 |
| Marion | 6 | 25 | 1 | 6 | .167 | 0 | 0 | --- | 0 | 0 | --- | 2 | 4 | 6 | 1 | 1 | 0 | 2 | 0 | 2 | 0.3 | 2 |
| Haywood | 1 | 2 | 0 | 1 | .000 | 0 | 0 | --- | 0 | 0 | --- | 0 | 0 | 0 | 0 | 0 | 0 | 0 | 0 | 0 | 0.0 | 0 |
| Cavaliers | 20 | 4875 | 694 | 1654 | .420 | 195 | 574 | .340 | 397 | 538 | .738 | 245 | 697 | 942 | 360 | 418 | 4 | 126 | 127 | 1980 | 99.0 | 118 |
| Opponents | 20 | 4875 | 697 | 1662 | .419 | 158 | 510 | .310 | 348 | 457 | .761 | 202 | 628 | 830 | 403 | 450 | 3 | 135 | 94 | 1900 | 95.0 | 111 |

2016 PLAYOFF RESULTS – NBA CHAMPIONS

Eastern Conference First Round

| Date | Site | W/L | Cle | Det | Series | Attendance |
|----------|-----------|-----|-----|-----|--------|------------|
| April 17 | Cleveland | W | 106 | 101 | 1-0 | 20,562 |
| April 20 | Cleveland | W | 107 | 90 | 2-0 | 20,562 |
| April 22 | Detroit | W | 101 | 91 | 3-0 | 21,584 |
| April 24 | Detroit | W | 100 | 98 | 4-0 | 21,584 |

Eastern Conference Semifinals

| Date | Site | W/L | Cle | Atl | Series | Attendance |
|-------|-----------|-----|-----|-----|--------|------------|
| May 2 | Cleveland | W | 104 | 93 | 1-0 | 20,562 |
| May 4 | Cleveland | W | 123 | 98 | 2-0 | 20,562 |
| May 6 | Atlanta | W | 121 | 108 | 3-0 | 19,089 |
| May 8 | Atlanta | W | 100 | 99 | 4-0 | 19,031 |

Eastern Conference Finals

| Date | Site | W/L | Cle | Tor | Series | Attendance |
|--------|-----------|-----|-----|-----|--------|------------|
| May 17 | Cleveland | W | 115 | 84 | 1-0 | 20,562 |
| May 19 | Cleveland | W | 108 | 89 | 2-0 | 20,562 |
| May 21 | Toronto | L | 84 | 99 | 2-1 | 20,207 |
| May 23 | Toronto | L | 99 | 105 | 2-2 | 20,367 |
| May 25 | Cleveland | W | 116 | 78 | 3-2 | 20,562 |
| May 27 | Toronto | W | 113 | 87 | 4-2 | 20,605 |

NBA Finals

| Date | Site | W/L | Cle | GS | Series | Attendance |
|---------|--------------|-----|-----|-----|--------|------------|
| June 2 | Golden State | L | 89 | 104 | 0-1 | 19,596 |
| June 5 | Golden State | L | 77 | 110 | 0-2 | 19,596 |
| June 8 | Cleveland | W | 120 | 90 | 1-2 | 20,562 |
| June 10 | Cleveland | L | 97 | 108 | 1-3 | 20,562 |
| June 13 | Golden State | W | 112 | 97 | 2-3 | 19,596 |
| June 16 | Cleveland | W | 115 | 101 | 3-3 | 20,562 |
| June 19 | Golden State | W | 93 | 89 | 4-3 | 19,596 |

| PLAYER | G | MIN | Field Goals | | | 3-Point FG | | | Free Throws | | | Rebounds | | | AST | PF | DQ | STL | BLK | PTS | AVG | HI |
|-------------|----|------|-------------|------|-------|------------|-----|-------|-------------|-----|------|----------|-----|-----|-----|-----|----|-----|-----|------|-------|-----|
| | | | FGM | FGA | PCT | FGM | FGA | PCT | FTM | FTA | PCT | OFF | DEF | REB | | | | | | | | |
| James | 21 | 822 | 219 | 417 | .525 | 32 | 94 | .340 | 82 | 124 | .661 | 42 | 158 | 200 | 160 | 54 | 0 | 49 | 27 | 552 | 26.3 | 41 |
| Irving | 21 | 774 | 201 | 423 | .475 | 51 | 116 | .440 | 77 | 88 | .875 | 15 | 47 | 62 | 98 | 46 | 0 | 36 | 13 | 530 | 25.2 | 41 |
| Love | 20 | 613 | 92 | 239 | .385 | 46 | 111 | .414 | 63 | 75 | .840 | 34 | 141 | 175 | 42 | 34 | 0 | 9 | 8 | 293 | 14.7 | 28 |
| Smith | 21 | 730 | 82 | 188 | .436 | 65 | 151 | .430 | 13 | 21 | .619 | 7 | 60 | 67 | 29 | 55 | 0 | 26 | 5 | 242 | 11.5 | 23 |
| Frye | 17 | 237 | 41 | 69 | .594 | 26 | 46 | .565 | 6 | 7 | .857 | 5 | 36 | 41 | 5 | 37 | 0 | 6 | 9 | 114 | 6.7 | 27 |
| Thompson | 21 | 622 | 49 | 93 | .527 | 0 | 0 | --- | 42 | 73 | .575 | 86 | 102 | 188 | 15 | 55 | 0 | 8 | 18 | 140 | 6.7 | 15 |
| Jefferson | 21 | 381 | 44 | 84 | .524 | 11 | 28 | .393 | 15 | 20 | .750 | 16 | 58 | 74 | 14 | 34 | 1 | 10 | 1 | 114 | 5.4 | 12 |
| McRae | 2 | 4 | 4 | 4 | 1.000 | 1 | 1 | 1.000 | 0 | 0 | --- | 0 | 2 | 2 | 0 | 0 | 0 | 0 | 0 | 9 | 4.5 | 5 |
| Dellavedova | 20 | 241 | 26 | 74 | .351 | 8 | 31 | .258 | 18 | 24 | .750 | 4 | 11 | 15 | 56 | 31 | 0 | 1 | 1 | 78 | 3.9 | 12 |
| Shumpert | 21 | 367 | 25 | 60 | .417 | 13 | 34 | .382 | 7 | 11 | .636 | 10 | 37 | 47 | 17 | 36 | 0 | 10 | 3 | 70 | 3.3 | 10 |
| Williams | 13 | 68 | 8 | 28 | .286 | 3 | 13 | .231 | 1 | 2 | .500 | 0 | 6 | 6 | 3 | 8 | 0 | 4 | 0 | 20 | 1.5 | 5 |
| Mozgov | 13 | 76 | 6 | 15 | .400 | 0 | 0 | --- | 3 | 4 | .750 | 5 | 16 | 21 | 2 | 16 | 0 | 3 | 3 | 15 | 1.2 | 5 |
| D. Jones | 15 | 50 | 6 | 13 | .462 | 1 | 3 | .333 | 4 | 5 | .800 | 0 | 7 | 7 | 2 | 3 | 0 | 1 | 1 | 17 | 1.1 | 5 |
| J. Jones | 12 | 55 | 2 | 10 | .200 | 1 | 7 | .143 | 1 | 4 | .250 | 1 | 3 | 4 | 3 | 3 | 0 | 0 | 0 | 6 | 0.5 | 5 |
| Cavaliers | 21 | 5040 | 805 | 1717 | .469 | 258 | 635 | .406 | 332 | 458 | .725 | 225 | 684 | 909 | 446 | 412 | 1 | 163 | 89 | 2200 | 104.8 | 123 |
| Opponents | 21 | 5040 | 742 | 1671 | .444 | 220 | 623 | .353 | 315 | 432 | .729 | 182 | 616 | 798 | 432 | 441 | 1 | 132 | 94 | 2019 | 96.1 | 110 |





2017 PLAYOFF RESULTS

Eastern Conference First Round

| Date | Site | W/L | Cle | Ind | Series | Attendance |
|----------|-----------|-----|-----|-----|--------|------------|
| April 15 | Cleveland | W | 109 | 108 | 1-0 | 20,562 |
| April 17 | Cleveland | W | 117 | 111 | 2-0 | 20,562 |
| April 20 | Indiana | W | 119 | 114 | 3-0 | 17,923 |
| April 23 | Indiana | W | 106 | 102 | 4-0 | 17,923 |

Eastern Conference Semifinals

| Date | Site | W/L | Cle | Tor | Series | Attendance |
|-------|-----------|-----|-----|-----|--------|------------|
| May 1 | Cleveland | W | 116 | 105 | 1-0 | 20,562 |
| May 3 | Cleveland | W | 125 | 103 | 2-0 | 20,562 |
| May 5 | Toronto | W | 115 | 94 | 3-0 | 20,384 |
| May 7 | Toronto | W | 109 | 102 | 4-0 | 20,307 |

Eastern Conference Finals

| Date | Site | W/L | Cle | Bos | Series | Attendance |
|--------|-----------|-----|-----|-----|--------|------------|
| May 17 | Boston | W | 117 | 104 | 1-0 | 18,624 |
| May 19 | Boston | W | 130 | 86 | 2-0 | 18,624 |
| May 21 | Cleveland | L | 108 | 111 | 2-1 | 20,562 |
| May 23 | Cleveland | W | 112 | 99 | 3-1 | 20,562 |
| May 25 | Boston | W | 135 | 102 | 4-1 | 18,624 |

NBA Finals

| Date | Site | W/L | Cle | GS | Series | Attendance |
|---------|--------------|-----|-----|-----|--------|------------|
| June 1 | Golden State | L | 91 | 113 | 0-1 | 19,596 |
| June 4 | Golden State | L | 113 | 132 | 0-2 | 19,596 |
| June 7 | Cleveland | L | 113 | 118 | 0-3 | 20,562 |
| June 9 | Cleveland | W | 137 | 116 | 1-3 | 20,562 |
| June 12 | Golden State | L | 120 | 129 | 1-4 | 19,596 |

| PLAYER | G | MIN | Field Goals | | | 3-Point FG | | | Free Throws | | | Rebounds | | | AST | PF | DQ | STL | BLK | PTS | AVG | HI |
|------------------|----|------|-------------|------|------|------------|-----|------|-------------|-----|-------|----------|-----|-----|-----|-----|----|-----|-----|------|-------|-----|
| | | | FGM | FGA | PCT | FGM | FGA | PCT | FTM | FTA | PCT | OFF | DEF | REB | | | | | | | | |
| James | 18 | 744 | 217 | 384 | .565 | 44 | 107 | .411 | 113 | 162 | .698 | 19 | 145 | 164 | 141 | 43 | 0 | 35 | 23 | 591 | 32.8 | 41 |
| Irving | 18 | 653 | 173 | 370 | .468 | 44 | 118 | .373 | 76 | 84 | .905 | 13 | 38 | 51 | 95 | 38 | 0 | 23 | 8 | 466 | 25.9 | 42 |
| Love | 18 | 578 | 95 | 218 | .436 | 50 | 111 | .450 | 63 | 75 | .840 | 36 | 155 | 191 | 30 | 46 | 0 | 21 | 16 | 303 | 16.8 | 32 |
| Thompson | 18 | 562 | 54 | 92 | .587 | 0 | 0 | --- | 40 | 60 | .667 | 69 | 81 | 150 | 26 | 36 | 0 | 9 | 13 | 148 | 8.2 | 20 |
| Smith | 18 | 487 | 50 | 99 | .505 | 40 | 80 | .500 | 5 | 11 | .455 | 5 | 37 | 42 | 13 | 41 | 0 | 13 | 6 | 145 | 8.1 | 25 |
| Korver | 18 | 325 | 34 | 80 | .425 | 27 | 69 | .391 | 10 | 10 | 1.000 | 2 | 28 | 30 | 13 | 22 | 0 | 7 | 5 | 105 | 5.8 | 18 |
| Frye | 12 | 154 | 31 | 60 | .517 | 20 | 39 | .513 | 6 | 7 | .857 | 0 | 22 | 22 | 13 | 11 | 0 | 3 | 4 | 88 | 7.3 | 18 |
| Deron Williams | 18 | 262 | 28 | 64 | .438 | 12 | 31 | .387 | 10 | 11 | .909 | 3 | 20 | 23 | 38 | 29 | 0 | 10 | 1 | 78 | 4.3 | 14 |
| Shumpert | 17 | 276 | 25 | 60 | .417 | 10 | 26 | .385 | 14 | 17 | .824 | 6 | 41 | 47 | 16 | 32 | 0 | 10 | 3 | 74 | 4.4 | 14 |
| Jefferson | 14 | 179 | 16 | 38 | .421 | 5 | 19 | .263 | 18 | 28 | .643 | 10 | 15 | 25 | 7 | 30 | 0 | 2 | 3 | 55 | 3.9 | 10 |
| Derrick Williams | 8 | 38 | 8 | 15 | .533 | 3 | 5 | .600 | 2 | 2 | 1.000 | 1 | 2 | 3 | 4 | 0 | 0 | 0 | 1 | 21 | 2.6 | 5 |
| D. Jones | 10 | 33 | 5 | 10 | .500 | 1 | 2 | .500 | 5 | 5 | 1.000 | 1 | 6 | 7 | 1 | 7 | 0 | 0 | 1 | 16 | 1.6 | 7 |
| J. Jones | 8 | 30 | 1 | 5 | .200 | 0 | 3 | .000 | 0 | 0 | --- | 1 | 3 | 4 | 0 | 3 | 0 | 0 | 0 | 2 | 0.3 | 2 |
| Cavaliers | 18 | 4320 | 737 | 1495 | .493 | 256 | 610 | .420 | 362 | 472 | .767 | 166 | 593 | 759 | 397 | 338 | 0 | 133 | 84 | 2092 | 116.2 | 137 |
| Opponents | 18 | 4320 | 724 | 1584 | .457 | 202 | 557 | .363 | 299 | 373 | .802 | 186 | 538 | 724 | 455 | 401 | 2 | 134 | 68 | 1949 | 108.3 | 132 |





2018 PLAYOFF RESULTS

Eastern Conference First Round

| Date | Site | W/L | Cle | Ind | Series | Attendance |
|----------|-----------|-----|-----|-----|--------|------------|
| April 15 | Cleveland | L | 80 | 98 | 0-1 | 20,562 |
| April 18 | Cleveland | W | 100 | 97 | 1-1 | 20,562 |
| April 20 | Indiana | L | 90 | 92 | 1-2 | 17,923 |
| April 22 | Indiana | W | 104 | 100 | 2-2 | 17,923 |
| April 25 | Cleveland | W | 98 | 95 | 3-2 | 20,562 |
| April 27 | Indiana | L | 87 | 121 | 3-3 | 17,923 |
| April 29 | Cleveland | W | 105 | 101 | 4-3 | 20,562 |

Eastern Conference Finals

| Date | Site | W/L | Cle | Bos | Series | Attendance |
|--------|-----------|-----|-----|-----|--------|------------|
| May 13 | Boston | L | 83 | 108 | 0-1 | 18,624 |
| May 15 | Boston | L | 94 | 107 | 0-2 | 18,624 |
| May 19 | Cleveland | W | 116 | 86 | 1-2 | 20,562 |
| May 21 | Cleveland | W | 111 | 102 | 2-2 | 20,562 |
| May 23 | Boston | L | 83 | 96 | 2-3 | 18,624 |
| May 25 | Cleveland | W | 109 | 99 | 3-3 | 20,562 |
| May 27 | Boston | W | 87 | 79 | 4-3 | 18,624 |

Eastern Conference Semifinals

| Date | Site | W/L | Cle | Tor | Series | Attendance |
|-------|-----------|-----|-----|--------|--------|------------|
| May 1 | Toronto | W | 113 | 112 OT | 1-0 | 19,954 |
| May 3 | Toronto | W | 128 | 110 | 2-0 | 20,127 |
| May 5 | Cleveland | W | 105 | 103 | 3-0 | 20,562 |
| May 7 | Cleveland | W | 128 | 93 | 4-0 | 20,562 |

NBA Finals

| Date | Site | W/L | Cle | GS | Series | Attendance |
|---------|--------------|-----|-----|--------|--------|------------|
| June 2 | Golden State | L | 114 | 124 OT | 0-1 | 19,596 |
| June 5 | Golden State | L | 103 | 122 | 0-2 | 19,596 |
| June 8 | Cleveland | L | 102 | 110 | 0-3 | 20,562 |
| June 19 | Cleveland | L | 85 | 108 | 0-4 | 20,562 |

| PLAYER | G | MIN | Field Goals | | | 3-Point FG | | | Free Throws | | | Rebounds | | | AST | PF | DQ | STL | BLK | PTS | AVG | HI |
|-----------|----|------|-------------|------|------|------------|-----|------|-------------|-----|-------|----------|-----|-----|-----|-----|----|-----|-----|------|-------|-----|
| | | | FGM | FGA | PCT | FGM | FGA | PCT | FTM | FTA | PCT | OFF | DEF | REB | | | | | | | | |
| James | 22 | 922 | 275 | 510 | .539 | 39 | 114 | .342 | 159 | 213 | .746 | 31 | 169 | 200 | 198 | 52 | 0 | 30 | 23 | 748 | 34.0 | 51 |
| Love | 21 | 661 | 109 | 278 | .392 | 36 | 106 | .340 | 59 | 64 | .922 | 49 | 166 | 215 | 34 | 58 | 0 | 15 | 8 | 313 | 14.9 | 32 |
| Hill | 19 | 557 | 59 | 131 | .450 | 16 | 51 | .314 | 41 | 53 | .774 | 13 | 28 | 41 | 42 | 52 | 1 | 100 | 8 | 175 | 9.2 | 29 |
| Smith | 22 | 706 | 65 | 187 | .348 | 44 | 120 | .367 | 17 | 22 | .773 | 10 | 50 | 60 | 25 | 54 | 0 | 21 | 4 | 191 | 8.7 | 28 |
| Korver | 22 | 505 | 59 | 141 | .418 | 45 | 109 | .413 | 19 | 22 | .864 | 6 | 46 | 52 | 19 | 44 | 0 | 9 | 9 | 182 | 8.3 | 23 |
| Green | 22 | 523 | 58 | 142 | .408 | 21 | 70 | .300 | 33 | 46 | .717 | 7 | 46 | 53 | 32 | 36 | 0 | 7 | 15 | 170 | 7.7 | 26 |
| Thompson | 19 | 416 | 49 | 83 | .590 | 0 | 1 | .000 | 20 | 27 | .741 | 44 | 68 | 112 | 11 | 26 | 0 | 2 | 8 | 118 | 6.2 | 20 |
| Hood | 17 | 260 | 39 | 92 | .424 | 4 | 24 | .167 | 9 | 12 | .750 | 7 | 24 | 31 | 18 | 30 | 0 | 5 | 5 | 91 | 5.4 | 18 |
| Nance | 20 | 307 | 41 | 60 | .683 | 0 | 1 | .000 | 14 | 31 | .452 | 35 | 55 | 90 | 18 | 35 | 0 | 16 | 14 | 96 | 4.8 | 10 |
| Clarkson | 19 | 285 | 37 | 123 | .301 | 11 | 46 | .239 | 5 | 6 | .833 | 9 | 23 | 32 | 13 | 21 | 0 | 8 | 3 | 90 | 4.7 | 12 |
| Calderon | 13 | 104 | 9 | 26 | .346 | 4 | 18 | .222 | 2 | 2 | 1.000 | 2 | 9 | 11 | 9 | 15 | 0 | 5 | 0 | 24 | 1.8 | 25 |
| Zizic | 8 | 23 | 5 | 10 | .500 | 0 | 0 | --- | 3 | 6 | .500 | 1 | 5 | 6 | 1 | 2 | 0 | 0 | 1 | 13 | 1.6 | 4 |
| Osman | 14 | 62 | 6 | 18 | .333 | 1 | 7 | .143 | 1 | 4 | .250 | 1 | 6 | 7 | 3 | 5 | 0 | 3 | 0 | 14 | 1.0 | 5 |
| Cavaliers | 22 | 5330 | 811 | 1801 | .450 | 221 | 667 | .331 | 382 | 508 | .752 | 215 | 695 | 910 | 423 | 430 | 1 | 131 | 98 | 2225 | 101.1 | 137 |
| Opponents | 22 | 5330 | 843 | 1805 | .467 | 225 | 649 | .347 | 352 | 454 | .775 | 180 | 701 | 881 | 493 | 481 | 4 | 143 | 95 | 2263 | 102.9 | 132 |





ALL-TIME CLEVELAND CAVALIERS PLAYOFF STATISTICS

| PLAYER | G | MIN | Field Goals | | | 3-Point FG | | | Free Throws | | | Rebounds | | | | PF | DQ | STL | TO | BLK | PTS | AVG | HI |
|----------------|-----|------|-------------|------|------|------------|-----|-------|-------------|------|-------|----------|-----|------|-----|-----|----|-----|-----|-----|------|------|----|
| | | | FGM | FGA | PCT | FGM | FGA | PCT | FTM | FTA | PCT | OFF | DEF | REB | AST | | | | | | | | |
| L. JAMES | 130 | 5500 | 1353 | 2849 | .475 | 208 | 650 | .320 | 911 | 1253 | .727 | 196 | 992 | 1188 | 990 | 325 | 0 | 234 | 494 | 139 | 3825 | 29.4 | 49 |
| IRVING | 52 | 1891 | 455 | 978 | .465 | 122 | 294 | .415 | 211 | 241 | .876 | 38 | 122 | 160 | 243 | 113 | 0 | 76 | 116 | 32 | 1243 | 23.9 | 42 |
| PRICE | 47 | 1691 | 280 | 603 | .464 | 56 | 166 | .337 | 202 | 214 | .944 | 21 | 103 | 124 | 327 | 81 | 1 | 64 | 158 | 5 | 818 | 17.4 | 35 |
| ILGAUSKAS | 71 | 2017 | 313 | 656 | .477 | 2 | 13 | .154 | 156 | 209 | .746 | 180 | 343 | 523 | 70 | 220 | 8 | 26 | 97 | 82 | 784 | 11.0 | 25 |
| DAUGHERTY | 41 | 1600 | 275 | 530 | .519 | 0 | 2 | .000 | 232 | 307 | .756 | 89 | 330 | 419 | 137 | 113 | 1 | 27 | 98 | 40 | 782 | 19.1 | 40 |
| NANCE | 41 | 1564 | 283 | 537 | .527 | 0 | 1 | .000 | 127 | 162 | .784 | 110 | 220 | 330 | 110 | 134 | 2 | 30 | 59 | 93 | 693 | 16.9 | 32 |
| LOVE | 42 | 1298 | 204 | 498 | .410 | 105 | 243 | .432 | 140 | 169 | .828 | 76 | 318 | 394 | 82 | 92 | 0 | 31 | 64 | 26 | 653 | 15.5 | 32 |
| J.R. SMITH | 57 | 1777 | 215 | 493 | .436 | 156 | 373 | .418 | 32 | 52 | .615 | 21 | 173 | 194 | 54 | 150 | 1 | 56 | 38 | 21 | 618 | 10.8 | 28 |
| JOHN WILLIAMS | 45 | 1416 | 206 | 426 | .484 | 0 | 1 | .000 | 147 | 198 | .742 | 99 | 206 | 305 | 95 | 143 | 4 | 45 | 74 | 53 | 559 | 12.4 | 23 |
| T.THOMPSON | 59 | 1911 | 175 | 314 | .557 | 0 | 0 | --- | 130 | 215 | .605 | 243 | 311 | 554 | 50 | 141 | 0 | 22 | 53 | 55 | 480 | 8.1 | 20 |
| EHLO | 40 | 1262 | 161 | 384 | .419 | 41 | 113 | .363 | 59 | 82 | .720 | 44 | 120 | 164 | 164 | 101 | 0 | 47 | 64 | 10 | 422 | 10.6 | 25 |
| VAREJAO | 71 | 1600 | 160 | 324 | .494 | 0 | 5 | .000 | 100 | 159 | .629 | 147 | 258 | 405 | 38 | 220 | 6 | 67 | 62 | 39 | 420 | 5.9 | 16 |
| D. WEST | 38 | 1312 | 145 | 334 | .434 | 33 | 97 | .340 | 85 | 99 | .859 | 20 | 93 | 113 | 141 | 84 | 0 | 43 | 85 | 16 | 408 | 10.7 | 22 |
| M. WILLIAMS | 38 | 1020 | 140 | 351 | .399 | 55 | 159 | .346 | 71 | 91 | .780 | 12 | 73 | 85 | 120 | 86 | 0 | 20 | 63 | 3 | 406 | 10.7 | 24 |
| GOODEN | 33 | 887 | 144 | 286 | .503 | 0 | 2 | .000 | 47 | 57 | .825 | 80 | 178 | 258 | 28 | 102 | 3 | 13 | 45 | 11 | 335 | 10.2 | 24 |
| SHUMPERT | 58 | 1338 | 109 | 284 | .384 | 56 | 153 | .366 | 51 | 68 | .750 | 39 | 153 | 192 | 56 | 118 | 1 | 45 | 32 | 22 | 325 | 5.6 | 22 |
| GIBSON | 50 | 881 | 100 | 241 | .415 | 57 | 140 | .407 | 61 | 70 | .871 | 14 | 47 | 61 | 55 | 73 | 1 | 20 | 33 | 9 | 318 | 6.4 | 31 |
| HUGHES | 27 | 975 | 105 | 312 | .337 | 24 | 72 | .333 | 70 | 94 | .745 | 18 | 80 | 98 | 80 | 69 | 2 | 45 | 58 | 9 | 304 | 11.3 | 27 |
| RUSSELL | 18 | 516 | 105 | 254 | .413 | 0 | 0 | --- | 75 | 91 | .824 | 42 | 70 | 112 | 35 | 70 | 0 | 14 | 10 | 9 | 285 | 15.8 | 32 |
| SANDERS | 35 | 784 | 119 | 245 | .486 | 1 | 6 | .167 | 34 | 46 | .739 | 45 | 69 | 114 | 58 | 111 | 0 | 28 | 47 | 16 | 273 | 7.8 | 18 |
| PAVLOVIC | 42 | 823 | 92 | 237 | .388 | 26 | 76 | .342 | 24 | 45 | .533 | 20 | 57 | 77 | 37 | 90 | 0 | 25 | 41 | 5 | 234 | 5.6 | 17 |
| MOZGOV | 33 | 604 | 80 | 163 | .491 | 0 | 0 | --- | 67 | 85 | .788 | 62 | 105 | 167 | 15 | 73 | 1 | 11 | 45 | 39 | 227 | 6.9 | 28 |
| DELLAVEDOVA | 40 | 738 | 73 | 210 | .348 | 32 | 107 | .299 | 43 | 56 | .768 | 14 | 42 | 56 | 109 | 83 | 1 | 10 | 49 | 1 | 221 | 5.5 | 20 |
| A. CARR | 18 | 425 | 87 | 204 | .426 | 0 | 0 | --- | 38 | 55 | .691 | 18 | 23 | 41 | 41 | 50 | 0 | 10 | 4 | 5 | 212 | 11.8 | 27 |
| FRYE | 29 | 391 | 72 | 129 | .558 | 46 | 85 | .541 | 12 | 14 | .857 | 5 | 58 | 63 | 18 | 48 | 0 | 9 | 7 | 13 | 202 | 7.0 | 27 |
| B. SMITH | 18 | 470 | 88 | 216 | .407 | 0 | 0 | --- | 25 | 28 | .893 | 16 | 38 | 54 | 35 | 48 | 1 | 14 | 1 | 4 | 201 | 11.2 | 27 |
| D. MARSHALL | 32 | 550 | 68 | 173 | .393 | 32 | 91 | .352 | 22 | 28 | .786 | 36 | 78 | 114 | 13 | 54 | 0 | 10 | 18 | 13 | 190 | 5.9 | 28 |
| SZCZERBIAK | 25 | 528 | 63 | 161 | .391 | 22 | 74 | .297 | 35 | 39 | .897 | 12 | 39 | 51 | 26 | 51 | 0 | 4 | 19 | 2 | 183 | 7.3 | 26 |
| BRANDON | 26 | 470 | 75 | 167 | .449 | 5 | 17 | .294 | 27 | 31 | .871 | 10 | 42 | 52 | 76 | 34 | 0 | 15 | 37 | 5 | 182 | 7.0 | 21 |
| CLEAMONS | 13 | 503 | 73 | 184 | .397 | 0 | 0 | --- | 33 | 40 | .825 | 23 | 48 | 71 | 61 | 34 | 0 | 8 | 0 | 3 | 179 | 13.8 | 18 |
| SNYDER | 17 | 420 | 77 | 180 | .428 | 0 | 0 | --- | 20 | 27 | .741 | 12 | 22 | 34 | 35 | 41 | 1 | 12 | 1 | 8 | 174 | 10.2 | 26 |
| CHONES | 12 | 423 | 76 | 168 | .452 | 0 | 0 | --- | 22 | 33 | .667 | 28 | 68 | 96 | 16 | 39 | 0 | 3 | 4 | 8 | 174 | 14.5 | 23 |
| HARPER | 9 | 323 | 69 | 132 | .523 | 0 | 4 | .000 | 31 | 42 | .738 | 11 | 30 | 41 | 35 | 29 | 1 | 22 | 18 | 8 | 169 | 18.8 | 31 |
| JEFFERSON | 35 | 560 | 60 | 122 | .492 | 16 | 47 | .340 | 33 | 48 | .688 | 26 | 73 | 99 | 21 | 64 | 1 | 12 | 21 | 4 | 169 | 4.8 | 12 |
| JAMISON | 11 | 375 | 64 | 137 | .467 | 10 | 39 | .256 | 30 | 41 | .732 | 16 | 65 | 81 | 14 | 38 | 0 | 7 | 18 | 11 | 168 | 15.3 | 25 |
| JOE SMITH | 26 | 481 | 59 | 124 | .476 | 3 | 6 | .500 | 37 | 51 | .725 | 30 | 78 | 108 | 9 | 66 | 1 | 11 | 13 | 14 | 158 | 6.1 | 19 |
| WILKINS | 12 | 362 | 58 | 132 | .439 | 11 | 28 | .393 | 27 | 33 | .818 | 9 | 20 | 29 | 34 | 22 | 0 | 12 | 14 | 2 | 154 | 12.8 | 28 |
| J. BREWER | 17 | 611 | 55 | 129 | .426 | 0 | 0 | --- | 27 | 51 | .529 | 51 | 125 | 176 | 42 | 47 | 0 | 17 | 0 | 16 | 137 | 8.1 | 15 |
| MILLS | 10 | 356 | 50 | 108 | .463 | 12 | 24 | .500 | 15 | 17 | .882 | 17 | 38 | 55 | 24 | 37 | 1 | 12 | 14 | 5 | 127 | 12.7 | 25 |
| O'NEAL | 11 | 243 | 48 | 93 | .516 | 0 | 0 | --- | 31 | 47 | .660 | 21 | 40 | 61 | 15 | 41 | 0 | 2 | 24 | 13 | 127 | 11.5 | 21 |
| FERRY | 28 | 371 | 47 | 117 | .402 | 14 | 45 | .311 | 17 | 20 | .850 | 12 | 48 | 60 | 31 | 45 | 1 | 10 | 14 | 6 | 125 | 4.5 | 20 |
| PHILLS | 17 | 331 | 46 | 114 | .404 | 7 | 19 | .368 | 22 | 32 | .688 | 15 | 31 | 46 | 24 | 24 | 0 | 14 | 22 | 1 | 121 | 7.1 | 21 |
| SNOW | 32 | 652 | 44 | 114 | .386 | 0 | 4 | .000 | 30 | 43 | .698 | 17 | 54 | 71 | 65 | 58 | 0 | 22 | 29 | 5 | 118 | 3.7 | 18 |
| KORVER | 18 | 325 | 34 | 80 | .425 | 27 | 69 | .391 | 10 | 10 | 1.000 | 2 | 28 | 30 | 13 | 22 | 0 | 7 | 7 | 6 | 105 | 5.8 | 18 |
| MURRAY | 13 | 399 | 37 | 112 | .330 | 5 | 24 | .208 | 26 | 32 | .813 | 11 | 31 | 42 | 21 | 27 | 0 | 9 | 9 | 2 | 105 | 8.1 | 21 |
| FREE | 4 | 150 | 41 | 93 | .441 | 0 | 4 | .000 | 23 | 25 | .920 | 4 | 6 | 10 | 31 | 12 | 0 | 6 | 6 | 0 | 105 | 26.3 | 32 |
| KEMP | 4 | 152 | 33 | 71 | .465 | 0 | 0 | --- | 38 | 45 | .844 | 16 | 25 | 41 | 8 | 12 | 0 | 5 | 16 | 4 | 104 | 26.0 | 31 |
| WALKER | 18 | 290 | 39 | 90 | .433 | 0 | 0 | --- | 24 | 30 | .800 | 14 | 21 | 35 | 53 | 36 | 0 | 14 | 6 | 4 | 102 | 5.7 | 20 |
| HILL | 10 | 315 | 29 | 68 | .426 | 0 | 1 | .000 | 43 | 71 | .606 | 29 | 40 | 69 | 7 | 43 | 3 | 8 | 21 | 2 | 101 | 10.1 | 16 |
| BATTLE | 19 | 223 | 37 | 87 | .425 | 0 | 3 | .000 | 21 | 23 | .913 | 4 | 11 | 15 | 17 | 14 | 0 | 5 | 20 | 1 | 95 | 5.0 | 14 |
| JAMES JONES | 40 | 395 | 29 | 90 | .322 | 23 | 74 | .311 | 14 | 18 | .778 | 3 | 34 | 37 | 12 | 48 | 0 | 8 | 8 | 3 | 95 | 2.4 | 17 |
| A. PARKER | 11 | 331 | 30 | 64 | .469 | 20 | 44 | .455 | 11 | 15 | .733 | 1 | 25 | 26 | 14 | 16 | 0 | 9 | 11 | 3 | 91 | 8.3 | 14 |
| THURMOND | 14 | 376 | 37 | 79 | .468 | 0 | 0 | --- | 13 | 32 | .406 | 38 | 80 | 118 | 28 | 52 | 2 | 6 | 0 | 30 | 87 | 6.2 | 13 |
| DERON WILLIAMS | 18 | 262 | 28 | 64 | .438 | 12 | 31 | .387 | 10 | 11 | .909 | 3 | 20 | 23 | 38 | 29 | 0 | 10 | 17 | 1 | 78 | 4.3 | 14 |
| HINSON | 4 | 120 | 26 | 48 | .542 | 0 | 0 | --- | 15 | 23 | .652 | 10 | 20 | 30 | 3 | 18 | 1 | 3 | 8 | 9 | 67 | 16.8 | 24 |
| E. SMITH | 5 | 112 | 29 | 57 | .509 | 0 | 0 | --- | 8 | 14 | .571 | 12 | 31 | 43 | 1 | 19 | 0 | 8 | 5 | 6 | 66 | 13.2 | 20 |
| HUBBARD | 8 | 123 | 25 | 51 | .490 | 1 | 1 | 1.000 | 13 | 18 | .722 | 12 | 11 | 23 | 3 | 17 | 0 | 3 | 8 | 0 | 64 | 8.0 | 23 |
| WALLACE | 27 | 480 | 25 | 46 | .543 | 0 | 0 | --- | 7 | 26 | .269 | 50 | 72 | 122 | 19 | 39 | 0 | 12 | 10 | 18 | 57 | 2.1 | 9 |
| DAMON JONES | 29 | 347 | 18 | 62 | .290 | 14 | 47 | .298 | 6 | 7 | .857 | 3 | 22 | 25 | 24 | 28 | 0 | 2 | 4 | 0 | 56 | 1.9 | 9 |
| KERR | 17 | 222 | 22 | 55 | .400 | 3 | 14 | .214 | 5 | 5 | 1.000 | 2 | 10 | 12 | 20 | 18 | 0 | 9 | 6 | 0 | 52 | 3.1 | 9 |
| BAGLEY | 4 | 168 | 22 | 56 | .393 | 0 | 3 | .000 | 7 | 10 | .700 | 1 | 15 | 16 | 40 | 7 | 0 | 10 | 17 | 0 | 51 | 12.8 | 22 |
| W. BENNETT | 5 | 135 | 23 | 47 | .489 | 0 | 0 | --- | 4 | 6 | .667 | 14 | 7 | 21 | 5 | 11 | 0 | 3 | 4 | 1 | 50 | 10.0 | 22 |
| SMAJERLE | 3 | 91 | 16 | 36 | .444 | 10 | 23 | .435 | 8 | 9 | .889 | 2 | 10 | 12 | 9 | 6 | 0 | 4 | 3 | 2 | 50 | 16.7 | 23 |
| SHELTON | 4 | 106 | 19 | 34 | .559 | 0 | 0 | --- | 8 | 10 | .800 | 6 | 16 | 22 | 4 | 20 | 2 | 2 | 6 | 1 | 46 | 11.5 | 14 |





ALL-TIME CLEVELAND CAVALIERS PLAYOFF STATISTICS, cont.

| PLAYER | G | MIN | Field Goals | | | 3-Point FG | | | Free Throws | | | Rebounds | | | | PF | DQ | STL | TO | BLK | PTS | AVG | HI |
|----------------|-----|-------|-------------|-------|-------|------------|------|-------|-------------|------|-------|----------|------|------|------|------|----|------|------|-----|-------|------|-----|
| | | | FGM | FGA | PCT | FGM | FGA | PCT | FTM | FTA | PCT | OFF | DEF | REB | AST | | | | | | | | |
| D. ANDERSON | 4 | 103 | 10 | 22 | .455 | 0 | 0 | --- | 23 | 26 | .885 | 0 | 9 | 9 | 11 | 10 | 0 | 5 | 12 | 1 | 43 | 10.8 | 18 |
| HICKSON | 11 | 79 | 14 | 22 | .636 | 0 | 0 | --- | 11 | 16 | .688 | 1 | 8 | 9 | 1 | 9 | 0 | 0 | 6 | 0 | 39 | 3.5 | 13 |
| MOON | 11 | 113 | 14 | 24 | .583 | 8 | 16 | .500 | 2 | 3 | .667 | 2 | 14 | 16 | 5 | 8 | 0 | 4 | 0 | 5 | 38 | 3.5 | 12 |
| CAGE | 7 | 182 | 16 | 32 | .500 | 0 | 1 | .000 | 3 | 7 | .429 | 21 | 25 | 46 | 5 | 14 | 0 | 4 | 1 | 9 | 35 | 5.0 | 10 |
| DAHNTAY JONES | 25 | 83 | 11 | 34 | .324 | 2 | 5 | .400 | 9 | 10 | .900 | 1 | 13 | 14 | 3 | 10 | 0 | 1 | 2 | 2 | 33 | 1.3 | 7 |
| D. BROWN | 8 | 92 | 9 | 34 | .265 | 5 | 17 | .294 | 10 | 15 | .667 | 8 | 11 | 19 | 9 | 10 | 0 | 2 | 9 | 0 | 33 | 4.1 | 10 |
| FURLOW | 2 | 50 | 13 | 27 | .481 | 0 | 0 | --- | 6 | 6 | 1.000 | 3 | 2 | 5 | 5 | 1 | 0 | 0 | 3 | 0 | 32 | 16.0 | 20 |
| PERSON | 4 | 136 | 11 | 29 | .379 | 7 | 19 | .368 | 3 | 4 | .750 | 2 | 7 | 9 | 10 | 5 | 0 | 3 | 1 | 0 | 32 | 8.0 | 15 |
| C. HENDERSON | 4 | 157 | 11 | 28 | .393 | 0 | 1 | .000 | 8 | 13 | .615 | 4 | 13 | 17 | 11 | 14 | 0 | 6 | 13 | 0 | 30 | 7.5 | 9 |
| POQUETTE | 4 | 91 | 13 | 21 | .619 | 0 | 0 | --- | 4 | 5 | .800 | 4 | 10 | 14 | 1 | 16 | 2 | 2 | 4 | 6 | 30 | 7.5 | 10 |
| J. DAVIS | 3 | 50 | 12 | 16 | .750 | 0 | 1 | .000 | 4 | 5 | .800 | 1 | 5 | 6 | 15 | 5 | 0 | 5 | 2 | 0 | 28 | 9.3 | 15 |
| KEMPTON | 3 | 89 | 10 | 25 | .400 | 0 | 0 | --- | 6 | 6 | 1.000 | 10 | 6 | 16 | 8 | 9 | 0 | 3 | 4 | 0 | 26 | 8.7 | 16 |
| EDGAR JONES | 4 | 45 | 9 | 18 | .500 | 0 | 1 | .000 | 7 | 8 | .875 | 2 | 6 | 8 | 3 | 6 | 0 | 2 | 2 | 0 | 25 | 6.3 | 14 |
| TURPIN | 4 | 45 | 12 | 19 | .632 | 0 | 0 | --- | 1 | 2 | .500 | 3 | 5 | 8 | 0 | 3 | 0 | 4 | 5 | 1 | 25 | 6.3 | 10 |
| ROLLINS | 8 | 112 | 7 | 11 | .636 | 0 | 0 | --- | 9 | 13 | .692 | 5 | 19 | 24 | 2 | 17 | 0 | 5 | 4 | 8 | 23 | 2.9 | 9 |
| CAMPBELL | 4 | 37 | 6 | 14 | .429 | 1 | 2 | .500 | 10 | 12 | .833 | 1 | 1 | 2 | 1 | 3 | 0 | 1 | 3 | 1 | 23 | 5.8 | 13 |
| DERR. WILLIAMS | 8 | 38 | 8 | 15 | .533 | 3 | 5 | .600 | 2 | 2 | 1.000 | 1 | 2 | 3 | 4 | 0 | 0 | 0 | 3 | 1 | 21 | 2.6 | 5 |
| VALENTINE | 5 | 80 | 7 | 20 | .350 | 0 | 0 | --- | 7 | 8 | .875 | 3 | 4 | 7 | 16 | 7 | 0 | 5 | 5 | 0 | 21 | 4.2 | 8 |
| BROKAW | 3 | 44 | 9 | 19 | .474 | 0 | 0 | --- | 2 | 6 | .333 | 3 | 1 | 4 | 12 | 7 | 0 | 2 | 0 | 1 | 20 | 6.7 | 12 |
| LAMBERT | 11 | 72 | 8 | 20 | .400 | 0 | 0 | --- | 3 | 4 | .750 | 6 | 16 | 22 | 1 | 14 | 0 | 3 | 0 | 2 | 19 | 1.7 | 4 |
| CHIEVOUS | 3 | 28 | 6 | 10 | .600 | 0 | 0 | --- | 7 | 9 | .778 | 2 | 1 | 3 | 2 | 2 | 0 | 1 | 3 | 0 | 19 | 6.3 | 13 |
| KNIGHT | 4 | 132 | 6 | 21 | .286 | 0 | 0 | --- | 6 | 10 | .600 | 0 | 16 | 16 | 23 | 16 | 1 | 10 | 8 | 1 | 18 | 4.5 | 11 |
| POTAPENKO | 4 | 70 | 6 | 15 | .400 | 0 | 0 | --- | 5 | 10 | .500 | 3 | 8 | 11 | 3 | 8 | 0 | 2 | 6 | 0 | 17 | 4.3 | 8 |
| WITTE | 7 | 28 | 6 | 11 | .545 | 0 | 0 | --- | 4 | 4 | 1.000 | 4 | 5 | 9 | 4 | 4 | 0 | 0 | 0 | 0 | 16 | 2.3 | 6 |
| COLTER | 4 | 43 | 5 | 10 | .500 | 0 | 1 | .000 | 2 | 4 | .500 | 1 | 0 | 1 | 2 | 2 | 0 | 1 | 0 | 0 | 12 | 3.0 | 5 |
| HIGGINS | 3 | 57 | 4 | 11 | .364 | 2 | 7 | .286 | 1 | 2 | .500 | 2 | 2 | 4 | 4 | 10 | 0 | 1 | 3 | 1 | 11 | 3.7 | 5 |
| PERKINS | 8 | 33 | 2 | 8 | .250 | 0 | 0 | --- | 6 | 10 | .600 | 2 | 7 | 9 | 0 | 6 | 0 | 0 | 4 | 3 | 10 | 1.3 | 3 |
| MCRAE | 2 | 4 | 4 | 4 | 1.000 | 1 | 1 | 1.000 | 0 | 0 | --- | 0 | 2 | 2 | 0 | 0 | 0 | 0 | 0 | 0 | 9 | 4.5 | 5 |
| M. MILLER | 9 | 65 | 3 | 5 | .600 | 3 | 5 | .600 | 0 | 0 | --- | 0 | 10 | 10 | 0 | 6 | 0 | 1 | 1 | 1 | 9 | 1.0 | 3 |
| J. HARRIS | 6 | 16 | 2 | 6 | .333 | 1 | 3 | .333 | 3 | 4 | .750 | 0 | 1 | 1 | 1 | 1 | 0 | 0 | 1 | 0 | 8 | 1.3 | 7 |
| SURA | 6 | 49 | 3 | 8 | .375 | 0 | 2 | .000 | 2 | 3 | .667 | 0 | 4 | 4 | 7 | 8 | 0 | 2 | 6 | 0 | 8 | 1.3 | 4 |
| M. WEST | 4 | 68 | 3 | 5 | .600 | 0 | 0 | --- | 2 | 5 | .400 | 5 | 13 | 18 | 4 | 19 | 0 | 2 | 5 | 0 | 8 | 2.0 | 4 |
| NEWBLE | 11 | 21 | 3 | 5 | .600 | 1 | 3 | .333 | 0 | 0 | --- | 1 | 2 | 3 | 1 | 4 | 0 | 1 | 1 | 0 | 7 | 0.6 | 7 |
| MORTON | 2 | 9 | 2 | 5 | .400 | 0 | 0 | --- | 2 | 2 | 1.000 | 0 | 0 | 0 | 0 | 1 | 0 | 0 | 1 | 0 | 6 | 3.0 | 6 |
| ROBERTS | 1 | 7 | 3 | 4 | .750 | 0 | 0 | --- | 0 | 2 | .00 | 1 | 1 | 2 | 0 | 0 | 0 | 0 | 1 | 0 | 6 | 6.0 | 6 |
| DUDLEY | 5 | 28 | 2 | 5 | .400 | 0 | 0 | --- | 1 | 2 | .500 | 4 | 2 | 6 | 2 | 4 | 0 | 0 | 2 | 0 | 5 | 1.0 | 2 |
| POWE | 3 | 9 | 1 | 4 | .250 | 0 | 0 | --- | 3 | 4 | .750 | 1 | 1 | 2 | 0 | 3 | 0 | 0 | 1 | 0 | 5 | 1.7 | 4 |
| KINSEY | 9 | 11 | 1 | 3 | .333 | 0 | 0 | --- | 2 | 2 | 1.00 | 1 | 1 | 2 | 0 | 2 | 0 | 1 | 1 | 0 | 4 | 0.4 | 2 |
| H. JAMES | 8 | 22 | 1 | 10 | .100 | 0 | 3 | .000 | 2 | 4 | .500 | 1 | 1 | 2 | 2 | 2 | 0 | 1 | 1 | 0 | 4 | 0.5 | 4 |
| MOKESKI | 3 | 10 | 1 | 2 | .500 | 0 | 0 | --- | 2 | 2 | 1.000 | 0 | 2 | 2 | 0 | 2 | 0 | 1 | 0 | 1 | 4 | 1.3 | 2 |
| DW. JONES | 5 | 20 | 1 | 2 | .500 | 0 | 0 | --- | 1 | 2 | .500 | 2 | 4 | 6 | 0 | 4 | 0 | 0 | 1 | 1 | 3 | 0.6 | 2 |
| B. THOMAS | 3 | 8 | 1 | 2 | .500 | 1 | 2 | .500 | 0 | 0 | --- | 0 | 1 | 1 | 1 | 0 | 0 | 1 | 0 | 0 | 3 | 1.0 | 3 |
| BROOKS | 1 | 8 | 0 | 1 | .000 | 0 | 0 | --- | 2 | 2 | 1.000 | 0 | 0 | 0 | 2 | 1 | 0 | 0 | 0 | 0 | 2 | 2.0 | 2 |
| CROTTY | 2 | 9 | 0 | 0 | --- | 0 | 0 | --- | 2 | 2 | 1.000 | 1 | 0 | 1 | 1 | 0 | 0 | 1 | 1 | 1 | 2 | 1.0 | 2 |
| CURRY | 2 | 17 | 1 | 4 | .250 | 0 | 1 | .000 | 0 | 0 | --- | 1 | 0 | 1 | 2 | 1 | 0 | 0 | 0 | 1 | 2 | 1.0 | 2 |
| GARRETT | 4 | 5 | 0 | 0 | --- | 0 | 0 | --- | 2 | 4 | .500 | 0 | 0 | 0 | 0 | 0 | 0 | 0 | 0 | 0 | 2 | 0.5 | 2 |
| GUIDINGER | 4 | 15 | 1 | 3 | .333 | 0 | 0 | --- | 0 | 2 | .000 | 1 | 0 | 1 | 0 | 1 | 0 | 0 | 2 | 1 | 2 | 0.5 | 2 |
| D. JACKSON | 5 | 25 | 1 | 5 | .200 | 0 | 0 | --- | 0 | 2 | .00 | 0 | 5 | 5 | 1 | 5 | 0 | 0 | 1 | 0 | 2 | 0.4 | 2 |
| MARION | 6 | 25 | 1 | 6 | .167 | 0 | 0 | --- | 0 | 0 | --- | 2 | 4 | 6 | 1 | 1 | 0 | 2 | 0 | 0 | 2 | 0.3 | 2 |
| SCOTT | 1 | 3 | 1 | 2 | .500 | 0 | 0 | --- | 0 | 0 | --- | 0 | 0 | 0 | 0 | 0 | 0 | 0 | 1 | 1 | 2 | 2.0 | 2 |
| C. THOMAS | 1 | 11 | 0 | 1 | .000 | 0 | 0 | --- | 2 | 3 | .667 | 1 | 0 | 1 | 0 | 2 | 0 | 0 | 0 | 0 | 2 | 2.0 | 2 |
| K. WILLIAMS | 2 | 7 | 1 | 2 | .500 | 0 | 0 | --- | 0 | 0 | --- | 0 | 0 | 0 | 1 | 1 | 0 | 0 | 0 | 0 | 2 | 1.0 | 2 |
| HAYWOOD | 1 | 2 | 0 | 1 | .000 | 0 | 0 | --- | 0 | 0 | --- | 0 | 0 | 0 | 0 | 0 | 0 | 0 | 0 | 0 | 0 | 0.0 | 0 |
| J. WILLIAMS | 3 | 4 | 0 | 2 | .000 | 0 | 2 | .000 | 0 | 0 | --- | 0 | 0 | 0 | 0 | 1 | 0 | 0 | 0 | 0 | 0 | 0.0 | 0 |
| A. HENDERSON | 2 | 9 | 0 | 2 | .000 | 0 | 0 | .000 | 0 | 0 | .000 | 1 | 1 | 2 | 0 | 1 | 0 | 0 | 0 | 0 | 0 | 0.0 | 0 |
| R. ANDERSON | 2 | 9 | 0 | 3 | .000 | 0 | 0 | --- | 0 | 0 | --- | 1 | 2 | 3 | 0 | 0 | 0 | 0 | 0 | 0 | 0 | 0.0 | 0 |
| POLLARD | 3 | 2 | 0 | 0 | --- | 0 | 0 | --- | 0 | 0 | --- | 0 | 0 | 0 | 0 | 1 | 0 | 0 | 0 | 0 | 0 | 0.0 | 0 |
| KEYS | 1 | 12 | 0 | 3 | .000 | 0 | 1 | .000 | 0 | 0 | --- | 0 | 3 | 3 | 1 | 1 | 0 | 0 | 2 | 0 | 0 | 0.0 | 0 |
| DREILING | 1 | 7 | 0 | 2 | .000 | 0 | 0 | --- | 0 | 0 | --- | 0 | 1 | 1 | 0 | 2 | 0 | 0 | 0 | 0 | 0 | 0.0 | 0 |
| AMAECHI | 1 | 2 | 0 | 1 | .000 | 0 | 0 | --- | 0 | 0 | --- | 0 | 0 | 0 | 0 | 0 | 0 | 0 | 0 | 0 | 0 | 0.0 | 0 |
| LANG | 1 | 2 | 0 | 0 | --- | 0 | 0 | --- | 0 | 0 | --- | 0 | 0 | 0 | 0 | 0 | 0 | 0 | 0 | 0 | 0 | 0.0 | 0 |
| S. BROWN | 1 | 1 | 0 | 0 | --- | 0 | 0 | --- | 0 | 0 | --- | 0 | 0 | 0 | 0 | 0 | 0 | 0 | 0 | 0 | 0 | 0.0 | 0 |
| DONNY MARSHALL | 1 | 1 | 0 | 0 | --- | 0 | 0 | --- | 0 | 0 | --- | 0 | 0 | 0 | 0 | 0 | 0 | 0 | 0 | 0 | 0 | 0.0 | 0 |
| TM TOTAL | 207 | 50040 | 7452 | 14798 | .504 | 1302 | 3593 | .362 | 4112 | 5490 | .749 | 2101 | 5743 | 7844 | 3928 | 3984 | 50 | 1342 | 2587 | 926 | 20318 | 98.2 | 137 |
| OPP. TOTAL | 207 | 50404 | 7466 | 15103 | .494 | 1166 | 3395 | .343 | 3781 | 5007 | .755 | 2028 | 5431 | 7459 | 3998 | 4269 | 46 | 1335 | 2474 | 879 | 19879 | 96.0 | 132 |



Playoff Moments

A Miracle

The first playoff series in franchise history was a matchup against the Washington Bullets in 1976. The seven-game series was highlighted by three last-second game-winning shots by the Cavaliers, who went on to win 4-3 in the series that became known as the “Miracle of Richfield.”



To The Eastern Conference Finals

The Cavaliers advanced to their first Conference Finals since 1976 after defeating the Boston Celtics 4-3 in the 1992 NBA Playoffs. In Game 7 of their semifinals win, six players scored in double figures for the Cavs, who shot .590 from the field and finished with a franchise postseason-record 42 assists on 49 baskets.

What a Show

In Game 5 of the 2007 Eastern Conference Finals, one of the greatest playoff performances in NBA history was on display. In the last 16 minutes of a double-overtime 109-107 win, LeBron James scored 29 of Cleveland's 30 points, including the team's final 25 points. The Cavs would go on to close out the series in Game 6 in Cleveland and advance to their first-ever NBA Finals.



Finals in The Land

The Cavaliers played their first NBA Finals game in Cleveland on June 12, 2007 when they faced off against the San Antonio Spurs. This would be the first of five NBA Finals appearances for the Cavaliers.

41 APIECE

Trailing 3-1 in the 2016 NBA Finals, the Cavs avoided elimination by defeating the Golden State Warriors, 112-97, in Game 5. Kyrie Irving (41 pts, 17-24 FG, 5-7 3FG, 6 asts) and LeBron James (41 pts, 16-30 FG, 4-8 3FG, 16 rebs, 7 asts, 3 stls, 3 blks) came up huge as they became the first teammates in NBA Finals history to score 40 points apiece. The win was an historical moment for Cleveland, who ended up winning the next two games en route to their first-ever NBA championship.



Eastern Conference Finals Champions

2007 //



2015 //



2016 //



2017 //



2018 //





CAVALIERS INDIVIDUAL PLAYOFF RECORDS

| Most Points | Player | Opponent | Date |
|-------------|--------------|--------------------------|----------------|
| Game 51 | LeBron James | @ Golden State (OT) | May 31, 2018 |
| Half 29 | LeBron James | vs. Indiana (1st H) | April 18, 2018 |
| 28 | LeBron James | @ Boston (1st H) | May 7, 2010 |
| 28 | LeBron James | @ Indiana (1st H) | April 20, 2017 |
| 28 | Kyrie Irving | vs. Golden State (1st H) | June 9, 2017 |
| Quarter 21 | LeBron James | @ Boston (1st Q) | May 7, 2010 |
| 21 | Kyrie Irving | vs. Boston (3rd Q) | May 23, 2017 |
| 21 | LeBron James | @ Boston (1st Q) | May 15, 2018 |
| Overtime 10 | LeBron James | @ Orlando | May 26, 2009 |

Field Goals Made

| | | | |
|------------|--------------|--------------------------|----------------|
| Game 20 | LeBron James | vs. Orlando | May 20, 2009 |
| Half 13 | LeBron James | @ Toronto (2nd H) | May 3, 2018 |
| 12 | LeBron James | vs. Indiana (1st H) | April 18, 2018 |
| 11 | LeBron James | @ Boston (1st H) | May 7, 2010 |
| 11 | LeBron James | vs. Golden State (1st H) | June 7, 2017 |
| Quarter 9 | LeBron James | vs. Indiana (1st Q) | April 18, 2018 |
| 9 | Kyrie Irving | vs. Boston (3rd Q) | May 23, 2017 |
| Overtime 4 | LeBron James | @ Detroit (2nd OT) | May 31, 2007 |

Field Goals Attempted

| | | | |
|---------|--------------|--------------------------|---------------|
| Game 38 | LeBron James | @ Golden State (OT) | June 4, 2015 |
| Half 19 | LeBron James | @ Toronto (2nd H) | May 3, 2018 |
| 19 | LeBron James | vs. Golden State (2nd H) | June 16, 2015 |

3-Pt. Field Goals Made

| | | | |
|------------|--------------|--------------------|--------------|
| Game 8 | Kevin Love | @ Atlanta | May 8, 2016 |
| 8 | J.R. Smith | @ Atlanta | May 20, 2015 |
| Half 7 | Kevin Love | vs. Boston (1st H) | May 21, 2017 |
| Overtime 2 | LeBron James | @ Orlando | May 26, 2009 |

3-Pt. Field Goals Attempted

| | | | |
|------------|--------------|------------------------|---------------|
| Game 15 | J.R. Smith | @ Toronto | May 21, 2016 |
| 15 | Kevin Love | @ Atlanta | May 8, 2016 |
| Half 10 | J.R. Smith | @ Golden State (1st H) | June 14, 2015 |
| 10 | J.R. Smith | vs. Atlanta (1st H) | May 4, 2016 |
| 10 | Kevin Love | vs. Boston (1st H) | May 21, 2017 |
| Overtime 5 | LeBron James | @ Orlando | May 26, 2009 |

Free Throws Made

| | | | |
|------------|----------------|------------------------|----------------|
| Game 18 | LeBron James | @ Orlando | May 24, 2009 |
| Half 13 | Brad Daugherty | vs. New Jersey (2nd H) | April 23, 1992 |
| 13 | LeBron James | vs. Indiana (2nd H) | April 18, 2018 |
| Quarter 10 | LeBron James | vs. Detroit (4th Q) | May 19, 2006 |
| Overtime 5 | LeBron James | @ Detroit (1st OT) | May 31, 2007 |

Free Throws Attempted

| | | | |
|------------|--------------|---------------------|--------------|
| Game 24 | LeBron James | @ Orlando | May 24, 2009 |
| Half 16 | LeBron James | @ Orlando (2nd H) | May 24, 2009 |
| Quarter 12 | LeBron James | vs. Detroit (4th Q) | May 19, 2006 |
| 12 | LeBron James | @ Orlando (4th Q) | May 24, 2009 |
| Overtime 6 | LeBron James | @ Detroit (1st OT) | May 31, 2007 |

Rebounds – Total

| | | | |
|------------|----------------|------------------|--------------|
| Game 21 | Kevin Love | @ Golden State | June 1, 2017 |
| Half 13 | Brad Daugherty | vs. Boston | May 2, 1992 |
| 13 | LeBron James | @ Boston (2nd H) | May 13, 2010 |
| Overtime 3 | Sasha Pavlovic | @ Detroit | May 31, 2010 |
| 3 | LeBron James | @ Golden State | June 4, 2015 |
| 3 | M. Dellavedova | @ Golden State | June 7, 2015 |

Rebounds – Offensive

| | | | |
|---------|------------------|------------------|---------------|
| Game 10 | Z. Ilgauskas | vs. San Antonio | June 12, 2007 |
| Half 7 | Tristan Thompson | @ Atlanta | May 6, 2016 |
| 7 | Tristan Thompson | vs. Golden State | June 8, 2016 |

Rebounds – Defensive

| | | | |
|------------|----------------|------------------|--------------|
| Game 16 | Brad Daugherty | vs. New Jersey | May 9, 1993 |
| 16 | LeBron James | @ Boston | May 13, 2010 |
| 16 | Kevin Love | @ Golden State | June 1, 2017 |
| Half 12 | LeBron James | @ Boston (2nd H) | May 13, 2010 |
| Overtime 3 | LeBron James | @ Golden State | June 4, 2015 |

| Assists | Player | Opponent | Date |
|------------|--------------|--------------------------|----------------|
| Game 18 | Mark Price | vs. Philadelphia | May 3, 1990 |
| Half 10 | John Bagley | vs. Boston (1st H) | April 23, 1985 |
| 10 | Mark Price | vs. Philadelphia (1st H) | May 3, 1990 |
| 10 | Mark Price | vs. New Jersey (1st H) | April 25, 1992 |
| 10 | Mark Price | @ Boston (1st H) | May 10, 1992 |
| 10 | LeBron James | @ Golden State (1st H) | June 4, 2017 |
| Overtime 2 | LeBron James | @ Toronto | May 1, 2018 |
| 2 | Fofo Walker | @ Washington | April 26, 1976 |
| 2 | Larry Nance | @ Boston | May 10, 1992 |

Steals

| | | | |
|------------|-----------------|------------------|----------------|
| Game 6 | Ron Harper | @ Chicago | May 8, 1988 |
| 6 | Mark Price | vs. New Jersey | May 1, 1993 |
| 6 | John Williams | @ New York | April 29, 1995 |
| 6 | Kevin Love | vs. Golden State | June 7, 2017 |
| Half 4 | on 12 occasions | | |
| Overtime 2 | Iman Shumpert | @ Golden State | June 7, 2015 |

Blocked Shots

| | | | |
|------------|--------------------|---------------------|----------------|
| Game 6 | Nate Thurmond | vs. Boston | May 14, 1976 |
| 6 | Larry Nance | vs. New Jersey | April 23, 1992 |
| 6 | Z. Ilgauskas | @ Detroit | May 17, 2006 |
| Half 4 | Tree Rollins | @ Chicago (1st H) | May 3, 1989 |
| 4 | Larry Nance | vs. Chicago (1st H) | May 23, 1992 |
| 4 | Z. Ilgauskas | @ Detroit (1st H) | May 17, 2006 |
| 4 | Z. Ilgauskas | vs. Boston (1st H) | May 11, 2010 |
| 4 | T. Mozgov | vs. Boston (1st H) | April 21, 2015 |
| Overtime 1 | on seven occasions | | |

Highest Field Goal Percentage (Min. 10 Made in Game)

| | | | |
|------------|-------------|------------------------|----------------|
| Game 91.7 | Larry Nance | vs. Chicago (11-12) | May 15, 1993 |
| 91.7 | Drew Gooden | vs. Washington (11-12) | April 25, 2006 |
| Half 100.0 | Fofo Walker | @ Washington (7-7) | April 13, 1977 |
| 100.0 | J.R. Smith | vs. Toronto (6-6) | May 7, 2018 |





OPPONENTS INDIVIDUAL PLAYOFF RECORDS

| Most Points | Player | Opponent | Date |
|-------------|----------------|---------------------|----------------|
| Game 55 | Michael Jordan | @ Chicago | May 1, 1988 |
| Half 30 | Michael Jordan | @ Chicago (2nd H) | May 3, 1989 |
| 30 | Michael Jordan | vs. Chicago (2nd H) | May 7, 1989 |
| Quarter 21 | Paul George | @ Indiana (2nd Q) | April 20, 2017 |
| Overtime 8 | Gilbert Arenas | vs. Washington | May 3, 2006 |

Field Goals Made

| | | | |
|------------|----------------|-------------------|-------------|
| Game 24 | Michael Jordan | @ Chicago | May 1, 1988 |
| Half 14 | Michael Jordan | @ Chicago (1st H) | May 1, 1988 |
| Quarter 9 | Michael Jordan | @ Chicago (3rd Q) | May 5, 1989 |
| Overtime 3 | Gilbert Arenas | vs. Washington | May 3, 2006 |

Field Goals Attempted

| | | | |
|---------|----------------|-------------------|-------------|
| Game 45 | Michael Jordan | @ Chicago | May 1, 1988 |
| Half 25 | Michael Jordan | @ Chicago (1st H) | May 1, 1988 |

3-Pt. Field Goals Made

| | | | |
|--------|---------------|------------------|---------------|
| Game 9 | Stephen Curry | @ Golden State | June 3, 2018 |
| 7 | Derek Harper | vs. New York | May 4, 1995 |
| 7 | Stephen Curry | @ Golden State | June 10, 2016 |
| 7 | Stephen Curry | vs. Golden State | June 8, 2018 |
| 7 | Stephen Curry | @ Golden State | June 14, 2015 |
| Half 7 | Marcus Smart | vs. Boston | May 21, 2017 |
| 6 | Stephen Curry | vs. Golden State | June 9, 2015 |

3-Pt. Field Goals Attempted

| | | | |
|------------|------------------|--------------------------|----------------|
| Game 17 | Stephen Curry | @ Golden State | June 3, 2018 |
| 15 | Stephen Curry | vs. Golden State | June 8, 2018 |
| 15 | Paul George | @ Indiana | April 20, 2017 |
| Half 9 | Stephen Curry | vs. Golden State (2nd H) | June 13, 2016 |
| 9 | Stephen Curry | @ Golden State (1st H) | June 3, 2018 |
| 9 | Stephen Curry | vs. Golden State (2nd H) | June 8, 2018 |
| Overtime 2 | on six occasions | | |

Free Throws Made

| | | | |
|------------|-----------------|------------------------|----------------|
| Game 22 | Michael Jordan | @ Chicago | May 5, 1989 |
| Half 13 | Michael Jordan | @ Chicago (1st H) | May 5, 1989 |
| Quarter 10 | Gilbert Arenas | vs. Washington (4th Q) | April 22, 2006 |
| 10 | Stephen Curry | @ Golden State (1st Q) | June 4, 2017 |
| Overtime 5 | Rasheed Wallace | @ Detroit | May 31, 2007 |

Free Throws Attempted

| | | | |
|------------|-----------------|------------------------|----------------|
| Game 27 | Michael Jordan | @ Chicago | May 5, 1989 |
| Half 16 | Michael Jordan | @ Chicago (1st H) | May 5, 1989 |
| Quarter 11 | Gilbert Arenas | vs. Washington (4th Q) | April 22, 2006 |
| Overtime 6 | Rasheed Wallace | @ Detroit | May 31, 2007 |

Rebounds – Total

| | | | |
|------------|-----------------|--------------|--------------|
| Game 26 | Bismack Biyombo | @ Toronto | May 21, 2016 |
| Half 16 | Bismack Biyombo | @ Toronto | May 21, 2016 |
| Overtime 3 | Scottie Pippen | @ Chicago | May 5, 1989 |
| 3 | Jared Jeffries | @ Washington | May 5, 2006 |

Rebounds – Offensive

| | | | |
|---------|-----------------|--------------------|----------------|
| Game 11 | Dave Cowens | vs. Boston | May 14, 1976 |
| 11 | Charles Barkley | @ Philadelphia | April 26, 1990 |
| Half 8 | Dave Cowens | vs. Boston (2nd H) | May 14, 1976 |

Rebounds – Defensive

| | | | |
|---------|-------------|----------------|----------------|
| Game 19 | Elvin Hayes | vs. Washington | April 15, 1977 |
| Half 14 | Elvin Hayes | vs. Washington | April 15, 1977 |

| Assists | Player | Opponent | Date |
|------------|----------------|----------------|--------------|
| Game 19 | Rajon Rondo | vs. Boston | May 3, 2010 |
| Half 12 | Rajon Rondo | vs. Boston | May 3, 2010 |
| Overtime 3 | Draymond Green | @ Golden State | May 31, 2018 |

Steals

| | | | |
|------------|-------------------|------------------------|----------------|
| Game 6 | Thaddeus Young | vs. Indiana | April 17, 2017 |
| Half 4 | Jo Jo White | @ Boston (2nd H) | May 6, 1976 |
| 4 | Michael Jordan | vs. Chicago (1st H) | April 28, 1989 |
| 4 | Mookie Blaylock | vs. New Jersey (2nd H) | April 30, 1992 |
| 4 | Jimmy Butler | @ Chicago (1st H) | May 8, 2015 |
| Overtime 1 | on nine occasions | | |

Blocked Shots

| | | | |
|------------|-----------------|--------------|-------------|
| Game 9 | Derrick Coleman | @ New Jersey | May 7, 1993 |
| Half 8 | Derrick Coleman | @ New Jersey | May 7, 1993 |
| Overtime 2 | Luc Longley | vs. Chicago | May 3, 1994 |

Turnovers

| | | | |
|--------|----------------|------------------------|----------------|
| Game 8 | Jason Kidd | vs. New Jersey | May 16, 2007 |
| 8 | Jason Kidd | vs. New Jersey | May 8, 2007 |
| 8 | Scottie Pippen | vs. Chicago | May 3, 1994 |
| 8 | Reggie Miller | vs. Indiana | April 30, 1998 |
| 8 | Stephen Curry | @ Golden State | June 4, 2017 |
| Half 6 | Michael Jordan | @ Chicago (2nd H) | May 8, 1988 |
| 6 | Reggie Miller | vs. Indiana (2nd H) | April 30, 1998 |
| 6 | Stephen Curry | @ Golden State (1st H) | June 4, 2017 |

Highest Field Goal Percentage (Min. 10 Made in Game)

| | | | |
|------------|--------------|---------------------------|----------------|
| Game 85.7 | Chris Morris | @ New Jersey (12-14) | April 28, 1992 |
| Half 100.0 | Chris Morris | @ New Jersey (8-8, 1st H) | April 28, 1992 |





CAVALIERS TEAM PLAYOFF RECORDS

| Most Points | | Opponent | Date |
|-------------|-----|--------------------------|--------------|
| Game | 137 | vs. Golden State | June 9, 2017 |
| Half | 86 | vs. Golden State | June 9, 2017 |
| Quarter | 49 | vs. Golden State (1st Q) | June 9, 2017 |
| Overtime | 14 | vs. Washington | May 3, 2006 |
| | 14 | @ Orlando | May 26, 2009 |

| Field Goals Made | | | |
|------------------|----|--------------------------|----------------|
| Game | 53 | @ Boston | April 18, 1985 |
| Half | 28 | vs. Washington (2nd H) | April 13, 1976 |
| | 28 | @ Boston (2nd H) | April 18, 1985 |
| | 28 | vs. Golden State (1st H) | June 9, 2017 |
| Quarter | 19 | @ Washington (4th Q) | April 13, 1977 |
| Overtime | 5 | @ Washington | April 26, 1976 |
| | 5 | @ Orlando | May 26, 2009 |

| Field Goals Attempted | | | |
|-----------------------|-----|----------------------|----------------|
| Game | 113 | @ Washington | April 13, 1977 |
| Half | 61 | @ Washington (2nd H) | April 13, 1977 |
| Quarter | 34 | @ Washington (4th Q) | April 13, 1977 |
| Overtime | 9 | on seven occasions | |

| 3-Pt. Field Goals Made | | | |
|------------------------|----|---------------------|--------------|
| Game | 25 | vs. Atlanta | May 4, 2016 |
| Half | 18 | vs. Atlanta (1st H) | May 4, 2016 |
| Quarter | 10 | vs. Atlanta (2nd Q) | May 4, 2016 |
| Overtime | 2 | vs. Atlanta | May 24, 2015 |

| 3-Pt. Field Goals Attempted | | | |
|-----------------------------|----|------------------|--------------|
| Game | 45 | vs. Atlanta | May 4, 2016 |
| | 45 | vs. Golden State | June 9, 2017 |
| Half | 27 | vs. Atlanta | May 4, 2016 |
| Overtime | 5 | @ Orlando | May 26, 2009 |

| Free Throws Made | | | |
|------------------|----|------------------------|----------------|
| Game | 39 | vs. New Jersey | April 23, 1992 |
| Half | 29 | vs. New Jersey (2nd H) | April 23, 1992 |
| Quarter | 21 | vs. New Jersey (4th Q) | April 23, 1992 |
| Overtime | 6 | vs. Washington | May 3, 2006 |
| | 6 | @ Orlando | May 26, 2009 |

| Free Throws Attempted | | | |
|-----------------------|----|--------------------------|----------------|
| Game | 46 | vs. Detroit | June 2, 2007 |
| Half | 32 | vs. Indiana (2nd H) | April 23, 1992 |
| Quarter | 22 | vs. Golden State (1st Q) | June 9, 2017 |
| Overtime | 7 | vs. Washington | May 3, 2006 |

| Rebounds - Total | | | |
|------------------|----|------------------------|----------------|
| Game | 59 | @ Golden State | June 1, 2017 |
| Half | 33 | vs. Washington (2nd H) | April 25, 2007 |
| | 33 | @ Washington (2nd H) | April 13, 1977 |
| | 33 | @ New Jersey (2nd H) | April 30, 1992 |
| Quarter | 24 | vs. Washington (1st Q) | April 15, 1977 |
| Overtime | 7 | @ Golden State | June 7, 2015 |

| Rebounds - Offensive | | | |
|----------------------|----|----------------------|----------------|
| Game | 24 | @ Washington | April 13, 1977 |
| | 24 | @ New Jersey | April 28, 1992 |
| Half | 14 | @ Washington (2nd H) | April 13, 1977 |
| Overtime | 2 | on three occasions | |

| Rebounds - Defensive | | Opponent | Date |
|----------------------|----|------------------------|----------------|
| Game | 44 | @ Golden State | June 1, 2017 |
| Half | 25 | vs. Washington (2nd H) | April 25, 2007 |
| Overtime | 5 | @ Washington | May 5, 2006 |
| | 5 | vs. Atlanta | May 24, 2015 |
| | 5 | @ Golden State | June 7, 2015 |

| Assists | | | |
|----------|----|--------------------|--------------|
| Game | 42 | vs. Boston | May 17, 1992 |
| Half | 22 | vs. Boston (1st H) | May 17, 1992 |
| Overtime | 3 | @ Chicago | May 5, 1989 |
| | 3 | vs. Atlanta | May 24, 2015 |

| Personal Fouls | | | |
|----------------|----|--------------------|----------------|
| Game | 40 | vs. Boston | April 25, 1985 |
| Half | 23 | @ Orlando (2nd H) | May 24, 2009 |
| Overtime | 6 | @ Detroit (1st OT) | May 31, 2007 |

| Steals | | | |
|----------|----|------------------------|--------------|
| Game | 15 | @ Golden State | June 5, 2016 |
| | 15 | @ Golden State | June 4, 2017 |
| Half | 10 | @ Golden State (1st H) | June 4, 2017 |
| Overtime | 3 | @ Golden State | June 7, 2015 |

| Blocked Shots | | | |
|---------------|----|---------------------|----------------|
| Game | 13 | @ Chicago | May 3, 1989 |
| Half | 10 | vs. Chicago (2nd H) | April 17, 2010 |
| Overtime | 2 | @ Detroit (2nd OT) | May 31, 2007 |

| Turnovers | | | |
|-----------|----|------------------------|----------------|
| Game | 24 | @ Boston | May 9, 1976 |
| | 24 | @ New York | April 29, 1995 |
| | 24 | @ Boston | May 13, 2010 |
| Half | 16 | @ New Jersey (1st H) | May 7, 1993 |
| Quarter | 10 | @ New Jersey (2nd Q) | May 7, 1993 |
| | 10 | @ Golden State (2nd Q) | June 1, 2017 |
| Overtime | 4 | @ Orlando | May 5, 2006 |

| Highest Field Goal Percentage | | | |
|-------------------------------|------|---------------------------|--------------|
| Game | 59.5 | vs. Toronto (50-84) | May 7, 2018 |
| | 59.5 | at Toronto (50-84) | May 3, 2018 |
| | 59.5 | @ Boston (44-74) | May 7, 2010 |
| | 59.5 | vs. Boston (44-74) | May 23, 2017 |
| Half | 71.1 | vs. Boston (27-38, 2nd H) | May 23, 2017 |
| Quarter | 78.6 | at Toronto (11-14, 4th Q) | May 5, 2017 |
| Overtime | 66.7 | vs. Washington (4-6) | May 3, 2006 |

| Highest 3-Pt. Field Goal Percentage | | | |
|-------------------------------------|-------|-------------------------|----------------|
| Game | 70.0 | vs. New Jersey (7-10) | April 29, 1993 |
| Half | 100.0 | @ New York (4-4, 1st H) | April 27, 1995 |
| Overtime | 100.0 | @ Chicago (1-1) | May 5, 1989 |

| Highest Free Throw Percentage | | | |
|-------------------------------|-------|-------------------------------|----------------|
| Game | 96.3 | vs. Indiana | April 25, 2018 |
| | 95.8 | @ Chicago | May 10, 2015 |
| Half | 100.0 | vs. New Jersey (16-16, 1st H) | April 25, 1992 |
| Quarter | 100.0 | vs. New Jersey (21-21, 4th Q) | April 23, 1992 |
| Overtime | 100.0 | vs. Chicago (1-1) | May 3, 1994 |
| | 100.0 | @ Washington (1-1) | May 5, 2006 |



OPPONENTS TEAM PLAYOFF RECORDS

| Most Points | Opponent | Date |
|-------------|-------------------|----------------|
| Game 132 | vs. New York | April 12, 1978 |
| 132 | @ Golden State | June 4, 2017 |
| Half 74 | @ Indiana | April 20, 2017 |
| Quarter 43 | @ Detroit (2nd Q) | May 7, 2006 |
| Overtime 17 | @ Golden State | May 31, 2018 |

Field Goals Made

| | | |
|------------|----------------------------|----------------|
| Game 56 | vs. New York | April 12, 1978 |
| Half 30 | vs. New York (2nd H) | April 12, 1978 |
| Quarter 16 | vs. New York (1st & 3rd Q) | April 12, 1978 |
| 16 | @ Chicago (1st Q) | May 3, 1989 |
| 16 | @ Golden State (1st Q) | June 1, 2017 |
| Overtime 5 | @ Washington | April 26, 1976 |

Field Goals Attempted

| | | |
|------------|------------------------|--------------|
| Game 106 | @ Chicago | May 1, 1988 |
| 106 | @ Golden State | June 1, 2017 |
| Half 61 | @ Golden State (1st H) | June 1, 2017 |
| Quarter 32 | @ Golden State (1st Q) | June 1, 2017 |
| Overtime 9 | vs. Washington | May 3, 2006 |
| 9 | @ Washington | May 5, 2006 |
| 9 | vs. Atlanta | May 24, 2015 |
| 9 | @ Golden State | June 7, 2015 |

3-Pt. Field Goals Made

| | | |
|---------|--------------------------|--------------|
| Game 18 | @ Golden State | June 4, 2017 |
| Half 12 | vs. Golden State (1st H) | June 7, 2017 |

3-Pt. Field Goals Attempted

| | | |
|------------|----------------|----------------|
| Game 43 | @ Golden State | June 13, 2016 |
| 43 | @ Golden State | June 4, 2017 |
| Half 24 | @ Indiana | April 20, 2017 |
| Overtime 6 | vs. Atlanta | May 24, 2015 |

Free Throws Made

| | | |
|------------|--------------------|----------------|
| Game 39 | vs. Boston | April 25, 1985 |
| 39 | @ Orlando | May 24, 2009 |
| Half 30 | @ Orlando (2nd H) | May 24, 2009 |
| Quarter 19 | @ Orlando (4th Q) | May 24, 2009 |
| Overtime 7 | @ Detroit (1st OT) | May 31, 2007 |

Free Throws Attempted

| | | |
|------------|--------------------|--------------|
| Game 51 | @ Orlando | May 24, 2009 |
| Half 35 | @ Orlando (2nd H) | May 24, 2009 |
| Quarter 23 | @ Orlando (4th) | May 24, 2009 |
| Overtime 8 | @ Detroit (1st OT) | May 31, 2007 |

Rebounds - Total

| | | |
|------------|------------------------|----------------|
| Game 63 | vs. Boston | May 11, 1976 |
| Half 33 | vs. Washington (1st H) | April 13, 1976 |
| 33 | vs. Boston (1st H) | May 11, 1976 |
| Quarter 20 | vs. Washington (2nd Q) | April 13, 1976 |
| 20 | vs. Boston (1st Q) | May 11, 1976 |
| Overtime 8 | @ Chicago | May 5, 1989 |

Rebounds - Offensive

| | | |
|---------|------------------------|----------------|
| Game 24 | @ Chicago | May 1, 1988 |
| Half 13 | vs. Boston (1st H) | May 11, 1976 |
| 13 | @ Philadelphia (2nd H) | April 26, 1990 |
| 13 | @ Chicago (1st H) | May 21, 1992 |
| 13 | @ Philadelphia (2nd H) | April 26, 1990 |
| 13 | @ Chicago (1st H) | May 21, 1992 |

| Rebounds - Defensive | Opponent | Date |
|----------------------|-----------------------|---------------|
| Game 43 | @ Golden State | June 4, 2017 |
| Half 24 | @ San Antonio (1st H) | June 10, 2007 |

Assists

| | | |
|------------|------------------|--------------|
| Game 41 | @ Boston | May 15, 1992 |
| Half 21 | @ Boston (1st H) | May 15, 1992 |
| 21 | vs. Cleveland | June 7, 2017 |
| Overtime 2 | @ Chicago | May 5, 1989 |

Personal Fouls

| | | |
|------------|---------------------|----------------|
| Game 35 | vs. Indiana | April 30, 1998 |
| Half 20 | vs. Indiana (2nd H) | April 30, 1998 |
| Overtime 4 | @ Chicago | May 5, 1989 |
| 4 | vs. Washington | May 3, 2006 |

Steals

| | | |
|------------|----------------------|----------------|
| Game 14 | @ Indiana | April 17, 2017 |
| Half 9 | @ Washington (1st H) | April 24, 2008 |
| Overtime 3 | @ Golden State | June 4, 2015 |

Blocked Shots

| | | |
|------------|----------------------|--------------|
| Game 14 | @ New Jersey | May 7, 1993 |
| Half 11 | @ New Jersey (2nd H) | May 7, 1993 |
| Overtime 3 | @ Detroit (2nd OT) | May 31, 2007 |

Turnovers

| | | |
|------------|------------------------|----------------|
| Game 26 | @ Washington | April 15, 1976 |
| 26 | @ New York | April 29, 1995 |
| Half 15 | @ Washington (1st H) | April 15, 1976 |
| 15 | @ New York (1st H) | April 29, 1995 |
| Quarter 10 | vs. Washington (2nd Q) | April 15, 1977 |
| Overtime 4 | @ Golden State | June 7, 2015 |

Highest Field Goal Percentage

| | | |
|---------------|---------------------------|----------------|
| Game 63.0 | @ New York (46-73) | April 27, 1995 |
| Half 71.4 | @ New York (25-35, 2nd H) | April 27, 1995 |
| Quarter 81.3 | @ New York (13-16, 3rd Q) | April 27, 1995 |
| Overtime 71.4 | @ Washington (5-7) | April 26, 1976 |

Highest 3-Pt. Field Goal Percentage

| | | |
|------------|--------------------------|----------------|
| Game 100.0 | vs. Chicago (3-3) | May 23, 1992 |
| Half 100.0 | vs. Chicago (4-4, 2nd H) | April 28, 1989 |





CAVALIERS ALL-TIME PLAYOFF LEADERS

| GAMES PLAYED | | | POINTS SCORED | | | SCORING AVERAGE (Minimum 150 points) | | | ASSISTS | | |
|--|--------------------|-------|--|--------------------|-------|---|--------------------|-------|----------------|---------------------|-------|
| 1 | LeBron James | 152 | 1 | LeBron James | 4,573 | 1 | LeBron James | 30.1 | 1 | LeBron James | 1,188 |
| 2 | J.R. Smith | 79 | 2 | Kyrie Irving | 1,243 | 2 | Kyrie Irving | 23.9 | 2 | Mark Price | 327 |
| 3 | Tristan Thompson | 78 | 3 | Kevin Love | 966 | 3 | Brad Daugherty | 19.1 | 3 | Kyrie Irving | 243 |
| 4 | Zydrunas Ilgauskas | 71 | 4 | Mark Price | 818 | 4 | Ron Harper | 18.8 | 4 | Craig Ehlo | 164 |
| | Anderson Varejao | 71 | 5 | J.R. Smith | 809 | 5 | Mark Price | 17.4 | 5 | Delonte West | 141 |
| 6 | Kevin Love | 63 | 6 | Zydrunas Ilgauskas | 784 | 6 | Larry Nance | 16.9 | 6 | Brad Daugherty | 137 |
| 7 | Iman Shumpert | 58 | 7 | Brad Daugherty | 782 | 7 | Campy Russell | 15.8 | 7 | Mo Williams | 120 |
| 8 | Kyrie Irving | 52 | 8 | Larry Nance | 693 | 8 | Kevin Love | 15.3 | 8 | Kevin Love | 116 |
| 9 | Daniel Gibson | 50 | 9 | Tristan Thompson | 598 | 9 | Antwan Jamison | 15.3 | 9 | Larry Nance | 110 |
| 10 | Mark Price | 47 | 10 | John Williams | 559 | 10 | Jim Chones | 14.5 | 10 | Matthew Dellavedova | 109 |
| FIELD GOALS MADE | | | FIELD GOALS ATTEMPTED | | | FIELD GOAL % (Minimum 50 FGM) | | | STEALS | | |
| 1 | LeBron James | 1,628 | 1 | LeBron James | 3,359 | 1 | Tristan Thompson | .564 | 1 | LeBron James | 264 |
| 2 | Kyrie Irving | 455 | 2 | Kyrie Irving | 978 | 2 | Channing Frye | .558 | 2 | J.R. Smith | 77 |
| 3 | Zydrunas Ilgauskas | 313 | 3 | Kevin Love | 776 | 3 | Larry Nance | .527 | 3 | Kyrie Irving | 76 |
| | Kevin Love | 313 | 4 | J.R. Smith | 680 | 4 | Ron Harper | .523 | 4 | Anderson Varejao | 67 |
| 5 | Larry Nance | 283 | 5 | Zydrunas Ilgauskas | 656 | 5 | Brad Daugherty | .519 | 5 | Mark Price | 64 |
| 6 | Mark Price | 280 | 6 | Mark Price | 603 | 6 | Drew Gooden | .503 | 6 | Craig Ehlo | 47 |
| | J.R. Smith | 280 | 7 | Larry Nance | 537 | 7 | Anderson Varejao | .494 | 7 | Kevin Love | 46 |
| 8 | Brad Daugherty | 275 | 8 | Brad Daugherty | 530 | 8 | Richard Jefferson | .492 | 8 | John Williams | 45 |
| 9 | Tristan Thompson | 224 | 9 | John Williams | 426 | 9 | Timofey Mozgov | .491 | | Larry Hughes | 45 |
| 10 | John Williams | 206 | 10 | Tristan Thompson | 397 | 10 | Mike Sanders | .486 | | Iman Shumpert | 45 |
| FREE THROWS MADE | | | FREE THROWS ATTEMPTED | | | FREE THROW % (Minimum 20 FTM) | | | BLOCKED SHOTS | | |
| 1 | LeBron James | 1,070 | 1 | LeBron James | 1,466 | 1 | Mark Price | .944 | 1 | LeBron James | 162 |
| 2 | Brad Daugherty | 232 | 2 | Brad Daugherty | 307 | 2 | World B. Free | .920 | 2 | Larry Nance | 93 |
| 3 | Kyrie Irving | 211 | 3 | Tristan Thompson | 242 | 3 | John Battle | .913 | 3 | Zydrunas Ilgauskas | 82 |
| 4 | Mark Price | 202 | 4 | Kyrie Irving | 241 | 4 | Kyle Korver | .906 | 4 | Tristan Thompson | 63 |
| 5 | Kevin Love | 199 | 5 | Kevin Love | 233 | 5 | Wally Szczerbiak | .897 | 5 | John Williams | 53 |
| 6 | Zydrunas Ilgauskas | 156 | 6 | Mark Price | 214 | 6 | Bingo Smith | .893 | 6 | Brad Daugherty | 40 |
| 7 | Tristan Thompson | 150 | 7 | Zydrunas Ilgauskas | 209 | 7 | Derek Anderson | .885 | 7 | Timofey Mozgov | 39 |
| 8 | John Williams | 147 | 8 | John Williams | 198 | 8 | Kyrie Irving | .876 | | Anderson Varejao | 39 |
| 9 | Larry Nance | 127 | 9 | Larry Nance | 162 | 9 | Daniel Gibson | .871 | 9 | Kevin Love | 34 |
| 10 | Anderson Varejao | 100 | 10 | Anderson Varejao | 159 | 10 | Terrell Brandon | .871 | 10 | Kyrie Irving | 32 |
| 3-PT. FIELD GOALS MADE (Commencing w/79-80) | | | 3-PT. FIELD GOALS ATTEMPTED (Commencing w/79-80) | | | 3-PT. FIELD GOAL % (Minimum 5 3-Pt. FGM) (Commencing w/79-80) | | | MINUTES PLAYED | | |
| 1 | LeBron James | 247 | 1 | LeBron James | 764 | 1 | Channing Frye | .541 | 1 | LeBron James | 6,421 |
| 2 | J.R. Smith | 200 | 2 | J.R. Smith | 493 | 2 | Chris Mills | .500 | 2 | J.R. Smith | 2,483 |
| 3 | Kevin Love | 141 | 3 | Kevin Love | 349 | | Jamario Moon | .500 | 3 | Tristan Thompson | 2,326 |
| 4 | Kyrie Irving | 122 | 4 | Kyrie Irving | 294 | 4 | Anthony Parker | .455 | 4 | Zydrunas Ilgauskas | 2,019 |
| 5 | Kyle Korver | 72 | 5 | Kyle Korver | 178 | 5 | Dan Majerle | .435 | 5 | Kevin Love | 1,958 |
| 6 | Daniel Gibson | 57 | 6 | Mark Price | 166 | 6 | Kyrie Irving | .415 | 6 | Kyrie Irving | 1,891 |
| 7 | Mark Price | 56 | 7 | Mo Williams | 159 | 7 | Daniel Gibson | .407 | 7 | Mark Price | 1,691 |
| | Iman Shumpert | 56 | 8 | Iman Shumpert | 153 | 8 | J.R. Smith | .406 | 8 | Brad Daugherty | 1,600 |
| 9 | Mo Williams | 55 | 9 | Daniel Gibson | 140 | 9 | Kyle Korver | .404 | | Anderson Varejao | 1,600 |
| 10 | Channing Frye | 46 | 10 | Craig Ehlo | 113 | 10 | Kevin Love | .404 | 10 | Larry Nance | 1,564 |
| OFFENSIVE REBOUNDS | | | DEFENSIVE REBOUNDS | | | TOTAL REBOUNDS | | | PERSONAL FOULS | | |
| 1 | Tristan Thompson | 287 | 1 | LeBron James | 1,161 | 1 | LeBron James | 1,388 | 1 | LeBron James | 377 |
| 2 | LeBron James | 227 | 2 | Kevin Love | 484 | 2 | Tristan Thompson | 666 | 2 | Zydrunas Ilgauskas | 220 |
| 3 | Zydrunas Ilgauskas | 180 | 3 | Tristan Thompson | 379 | 3 | Kevin Love | 609 | | Anderson Varejao | 220 |
| 4 | Anderson Varejao | 147 | 4 | Zydrunas Ilgauskas | 343 | 4 | Zydrunas Ilgauskas | 523 | 4 | J.R. Smith | 204 |
| 5 | Kevin Love | 125 | 5 | Brad Daugherty | 330 | 5 | Brad Daugherty | 419 | 5 | Tristan Thompson | 167 |
| 6 | Larry Nance | 110 | 6 | Anderson Varejao | 258 | 6 | Anderson Varejao | 405 | 6 | Kevin Love | 150 |
| 7 | John Williams | 99 | 7 | J.R. Smith | 223 | 7 | Larry Nance | 330 | 7 | John Williams | 143 |
| 8 | Brad Daugherty | 89 | 8 | Larry Nance | 220 | 8 | Hot Rod Williams | 305 | 8 | Larry Nance | 134 |
| 9 | Drew Gooden | 80 | 9 | John Williams | 206 | 9 | Drew Gooden | 258 | 9 | Iman Shumpert | 118 |
| 10 | Timofey Mozgov | 62 | 10 | Drew Gooden | 178 | 10 | J.R. Smith | 254 | 10 | Brad Daugherty | 113 |
| | | | | | | | | | | Kyrie Irving | 113 |



ALL-TIME PLAYOFF RECORDS

| Team | Year | Home | Away | Total | Team | Year | Home | Away | Total |
|--------------|-------|-------|-------|-------|--------------|-------|-------|------|-------|
| ATLANTA | 2009 | 2-0 | 2-0 | 4-0 | INDIANA | 1998 | 1-1 | 0-2 | 1-3 |
| | 2015 | 2-0 | 2-0 | 4-0 | | 2017 | 2-0 | 2-0 | 4-0 |
| | 2016 | 2-0 | 2-0 | 4-0 | | 2018 | 3-1 | 1-2 | 4-3 |
| | Total | 6-0 | 6-0 | 12-0 | | Total | 6-2 | 3-4 | 9-6 |
| | Pct. | 1.000 | 1.000 | 1.000 | | Pct. | .750 | .429 | .600 |
| BOSTON | 1976 | 2-1 | 0-3 | 2-4 | NEW JERSEY | 1992 | 2-0 | 1-1 | 3-1 |
| | 1985 | 1-1 | 0-2 | 1-3 | | 1993 | 2-1 | 1-1 | 3-2 |
| | 1992 | 3-1 | 1-2 | 4-3 | | 2007 | 2-1 | 2-1 | 4-2 |
| | 2008 | 3-0 | 0-4 | 3-4 | | Total | 6-2 | 4-3 | 10-5 |
| | 2010 | 1-2 | 1-2 | 2-4 | | Pct. | .750 | .571 | .667 |
| | 2015 | 2-0 | 2-0 | 4-0 | NEW YORK | 1978 | 0-1 | 0-1 | 0-2 |
| | 2017 | 1-1 | 3-0 | 4-1 | | 1995 | 0-2 | 1-1 | 1-3 |
| | 2018 | 3-0 | 1-3 | 4-3 | | 1996 | 0-2 | 0-1 | 0-3 |
| | Total | 16-6 | 8-16 | 24-22 | | Total | 0-5 | 1-3 | 1-8 |
| | Pct. | .727 | .333 | .522 | | Pct. | .000 | .250 | .111 |
| CHICAGO | 1988 | 2-0 | 0-3 | 2-3 | ORLANDO | 2009 | 2-1 | 0-3 | 2-4 |
| | 1989 | 1-2 | 1-1 | 2-3 | | Pct. | .667 | .000 | .333 |
| | 1992 | 1-2 | 1-2 | 2-4 | PHILADELPHIA | 1990 | 2-0 | 0-3 | 2-3 |
| | 1993 | 0-2 | 0-2 | 0-4 | | Pct. | 1.000 | .000 | .400 |
| | 1994 | 0-1 | 0-2 | 0-3 | SAN ANTONIO | 2007 | 0-2 | 0-2 | 0-4 |
| | 2010 | 3-0 | 1-1 | 4-1 | | Pct. | .000 | .000 | .000 |
| | 2015 | 2-1 | 2-1 | 4-2 | TORONTO | 2016 | 3-0 | 1-2 | 4-2 |
| | Total | 9-8 | 5-12 | 14-20 | | 2017 | 2-0 | 2-0 | 4-0 |
| DETROIT | 2006 | 2-1 | 1-3 | 3-4 | | 2018 | 2-0 | 2-0 | 4-0 |
| | 2007 | 3-0 | 1-2 | 4-2 | | Total | 7-0 | 5-2 | 12-2 |
| | 2009 | 2-0 | 2-0 | 4-0 | | Pct. | 1.000 | .714 | .857 |
| | 2016 | 2-0 | 2-0 | 4-0 | WASHINGTON | 1976 | 3-1 | 1-2 | 4-3 |
| | Total | 9-1 | 6-5 | 15-6 | | 1977 | 1-0 | 0-2 | 1-2 |
| GOLDEN STATE | 2015 | 1-2 | 1-2 | 2-4 | | 2006 | 2-1 | 2-1 | 4-2 |
| | 2016 | 2-1 | 2-2 | 4-3 | | 2007 | 2-0 | 2-0 | 4-0 |
| | 2017 | 1-1 | 0-3 | 1-4 | | 2008 | 2-1 | 2-1 | 4-2 |
| | 2018 | 0-2 | 0-2 | 0-4 | | Total | 10-3 | 7-6 | 17-9 |
| | Total | 4-6 | 3-9 | 7-15 | | Pct. | .769 | .538 | .654 |
| | Pct. | .400 | .250 | .318 | | | | | |





CAVALIERS PLAYOFF MISCELLANEOUS RECORDS

Cavaliers

| | |
|--------------------------------------|--------|
| Biggest Win | 130-86 |
| Biggest Win (Home) | 116-78 |
| Biggest Win (Road) | 130-86 |
| Biggest Loss | 72-108 |
| Biggest Loss (Home) | 88-120 |
| Most Games Won | 16 |
| Most Games Lost | 10 |
| Longest Game | 2OT |
| Longest Winning Streak | 13 |
| Longest Losing Streak | 8 |
| Longest Winning Streak (Home) | 8 |
| Longest Losing Streak (Home) | 7 |
| Longest Winning Streak (Road) | 9 |
| Longest Losing Streak (Road) | 14 |
| Most Points in Winning Game | 137 |
| Most Points in Losing Game | 123 |
| Least Points in Game | 61 |
| Most Points in Quarter | 49 |
| Least Points in Quarter | 8 |
| Most Points in Half | 86 |
| Least Points in Half | 23 |
| Most Points in OT period | 14 |
| Least Points in OT period | 2 |
| Lowest FG% in Game | .315 |
| Biggest Rebound Differential | 55-28 |
| Least Turnovers in Game | 3 |
| Biggest Halftime Lead | 72-31 |
| Biggest Halftime Deficit to Overcome | 49-74 |

Opponents

| | |
|---------------------------|------|
| Most Points in Game | 132 |
| Least Points in Game | 68 |
| Most Points in Quarter | 43 |
| Least Points in Quarter | 6 |
| Most Points in Half | 74 |
| Least Points in Half | 28 |
| Most Points in OT period | 17 |
| Least Points in OT period | 6 |
| Lowest FG% in Game | .315 |

| | |
|--------------------------------------|-----------------|
| (44) @ Boston | 5/19/17 |
| (38) vs. Toronto | 5/25/16 |
| (44) @ Boston | 5/19/17 |
| (36) @ Washington | 4/24/08 |
| (32) vs. Boston | 5/11/10 |
| | 2016 |
| | 2018 |
| @ Detroit | 5/31/07 |
| Golden-State-Indiana-Toronto-Boston | 6/13/16-5/19/17 |
| Chicago-New York | 5/11/93-4/27/95 |
| Indiana-Toronto-Boston | 4/18/18-5/25/18 |
| Detroit-Atlanta-Toronto-Golden State | 4/17/16-6/8/16 |
| Chicago-New York | 5/15/93-4/27/96 |
| Golden-State-Indiana-Toronto-Boston | 6/13/16-5/25/17 |
| Washington-Chicago | 4/21/76-5/3/89 |
| vs. Golden State | 6/9/17 |
| @ Boston | 4/18/85 |
| @ Detroit | 5/21/06 |
| vs. Golden State (1st Q) | 6/9/17 |
| @ New Jersey | 5/18/07 |
| vs. Golden State (1st H) | 6/9/17 |
| @ Detroit (2nd H) | 5/21/06 |
| @ Orlando | 5/26/09 |
| vs. Washington | 5/3/06 |
| @ Golden State | 6/4/15 |
| @ Boston | 5/6/08 |
| (27) @ Atlanta | 5/6/16 |
| @ Toronto | 5/3/18 |
| (41) at Boston | 5/19/17 |
| (25) at Indiana | 4/20/17 |
| vs. New York | 4/12/78 |
| @ Golden State | 6/4/17 |
| vs. Washington | 5/3/06 |
| @ Detroit | 4/24/09 |
| @ Detroit (2nd Q) | 5/7/06 |
| vs. New Jersey (4th Q) | 5/16/07 |
| @ Indiana (1st H) | 4/20/17 |
| vs. Atlanta (2nd H) | 5/5/09 |
| @ Golden State | 5/31/18 |
| @ Chicago | 5/5/89 |
| @ Washington | 5/5/06 |
| @ Golden State | 5/7/15 |
| vs. Atlanta | 5/11/09 |





PLAYOFF OVERTIME GAMES

| | Date | W/L | Cle | Opp |
|--------------|----------------------------|-----|-----|-----|
| ATLANTA | 5/24/2015 vs. Atlanta | W | 114 | 111 |
| BOSTON | 5/10/1992 @ Boston | W | 114 | 112 |
| CHICAGO | 5/5/1989 @ Chicago | W | 108 | 105 |
| | 5/3/1994 @ Cleveland | L | 92 | 95 |
| DETROIT | 5/31/2007 @ Detroit (2 OT) | W | 109 | 107 |
| GOLDEN STATE | 6/4/2015 @ Golden State | L | 100 | 108 |
| | 6/7/2015 @ Golden State | W | 95 | 93 |
| | 5/31/2018 @ Golden State | L | 114 | 124 |
| ORLANDO | 5/26/2009 @ Orlando | L | 114 | 116 |
| TORONTO | 5/1/2018 @ Toronto | W | 113 | 112 |
| WASHINGTON | 4/26/1976 @ Washington | L | 98 | 102 |
| | 5/3/2006 @ Cleveland | W | 121 | 120 |
| | 5/5/2006 @ Washington | W | 114 | 113 |

CAVALIERS ALL-TIME PLAYOFF TOTALS

| Year | Total | Home | Away | OT |
|----------------|---------|-------|-------|------|
| 1976 | 6-7 | 5-2 | 1-5 | 0-1 |
| 1977 | 1-2 | 1-0 | 0-2 | 0-0 |
| 1978 | 0-2 | 0-1 | 0-1 | 0-0 |
| 1985 | 1-3 | 1-1 | 0-2 | 0-0 |
| 1988 | 2-3 | 2-0 | 0-3 | 0-0 |
| 1989 | 2-3 | 1-2 | 1-1 | 1-0 |
| 1990 | 2-3 | 2-0 | 0-3 | 0-0 |
| 1992 | 9-8 | 6-3 | 3-5 | 1-0 |
| 1993 | 3-6 | 2-3 | 1-3 | 0-0 |
| 1994 | 0-3 | 0-1 | 0-2 | 0-1 |
| 1995 | 1-3 | 0-2 | 1-1 | 0-0 |
| 1996 | 0-3 | 0-2 | 0-1 | 0-0 |
| 1998 | 1-3 | 1-1 | 0-2 | 0-0 |
| 2006 | 7-6 | 4-2 | 3-4 | 2-0 |
| 2007 | 12-8 | 7-3 | 5-5 | 1-0 |
| 2008 | 7-6 | 5-1 | 2-5 | 0-0 |
| 2009 | 10-4 | 6-1 | 4-3 | 0-1 |
| 2010 | 6-5 | 4-2 | 2-3 | 0-0 |
| 2015 | 14-6 | 7-3 | 7-3 | 2-1 |
| 2016 | 16-5 | 9-1 | 7-4 | 0-0 |
| 2017 | 13-5 | 6-2 | 7-3 | 0-0 |
| 2018 | 12-10 | 8-3 | 4-7 | 1-1 |
| 22-Year Totals | 125-104 | 77-36 | 48-68 | 8-5 |
| Pct. | .546 | .681 | .414 | .615 |

CAVALIERS ALL-TIME PLAY-IN TOURNAMENT RESULTS

2022 Play-IN Tournament Results (0-2)

| Date | Opponent | W/L | Attendance |
|----------|----------|-----|------------|
| April 12 | at BKN | L | 17,732 |
| April 15 | vs. ATL | L | 19,432 |





EASTERN CONFERENCE PLAYOFF TEAMS



2022-23 REGULAR SEASON

| 2022-23 REGULAR SEASON | PPG | OPP. PPG | FG% | 3FG% | FT% | RPG | APG | SPG | TO | BPG |
|------------------------|-------|----------|------|------|------|------|------|------|------|------|
| Bucks | 116.9 | 113.3 | .473 | .368 | .743 | 48.6 | 25.8 | 6.35 | 14.6 | 4.91 |
| Cavaliers | 112.3 | 106.9 | .488 | .367 | .780 | 41.1 | 24.9 | 7.15 | 13.3 | 4.68 |



| 2022-23 REGULAR SEASON INDIVIDUAL BESTS | | | | | 2022-23 REGULAR SEASON BUCKS BESTS | | | | | 2022-23 REGULAR SEASON TEAM | | | | |
|---|----|--------------------------------|----------|----|------------------------------------|---------|----|--|-------------|-----------------------------|-----------------|--------------|----|--------------------------------|
| Points | 38 | Evan Mobley vs. MIL 1/21/23 | Rebounds | 12 | Dean Wade @ MIL 11/25/22 | Points | 45 | Giannis Antetokounmpo vs. MIL 12/21/22 | Biggest Win | 12 | vs. MIL 1/21/23 | Biggest Loss | 15 | @ MIL 11/16/22, @ MIL 11/25/22 |
| Assists | 10 | Darius Garland vs. MIL 1/21/23 | Assists | 10 | Jrue Holiday vs. MIL 1/21/23 | Assists | 10 | Jrue Holiday vs. MIL 1/21/23 | | | | | | |

| 2022-23 REGULAR SEASON VS. BUCKS | | | 2021-22 REGULAR SEASON VS. BUCKS | | | SERIES HISTORY VS. BUCKS | | | | |
|----------------------------------|-----------|-------------|----------------------------------|-----------|------------|--------------------------|----------|---------|----------|-----------|
| DATE | SITE | TIME/RESULT | DATE | SITE | RESULT | | ALL-TIME | STREAKS | LAST WIN | LAST LOSS |
| 11/16/22 | Milwaukee | L, 98-113 | 12/6/21 | Milwaukee | L, 104-112 | Overall | 99-130 | Won 2 | 1/21/23 | 11/25/22 |
| 11/25/22 | Milwaukee | L, 102-117 | 12/18/21 | Milwaukee | W, 119-90 | Home | 62-53 | Won 2 | 1/21/23 | 2/6/21 |
| 12/21/22 | Cleveland | W, 114-106 | 1/26/22 | Cleveland | W, 115-99 | Road | 37-77 | Lost 2 | 12/18/21 | 11/25/22 |
| 1/21/23 | Cleveland | W, 114-102 | 4/10/22 | Cleveland | W, 133-115 | | | | | |

PYR: ZW?-??: ?@`R_W`_RPN] -PNC`-aRQ?: ?6

CAVALIERS 114, BUCKS 102 – JANUARY 21, 2023 – ROCKET MORTGAGE FIELDHOUSE – CLEVELAND, OH – GAME #48

| TEAM | 1 | 2 | 3 | 4 | OT | FINAL | FG | FGA | FG% | 3FG% | FT% | OR | DR | TR | A | PF | ST | TO | BS |
|------|---------------|----|----|--------------|----|-------|----------------|-----|------|------|----------------|----|----|---------------|----|----|----------------|----|----|
| MIL | 26 | 21 | 34 | 21 | - | 102 | 39 | 86 | .453 | .359 | .909 | 7 | 29 | 36 | 24 | 17 | 3 | 16 | 6 |
| CLE | 23 | 27 | 36 | 28 | - | 114 | 48 | 86 | .558 | .318 | .647 | 9 | 32 | 41 | 33 | 13 | 9 | 9 | 3 |
| TEAM | HIGH PTS | | | HIGH REB | | | HIGH AST | | | TEAM | HIGH PTS | | | HIGH REB | | | HIGH AST | | |
| CLE | E. Mobley: 38 | | | E. Mobley: 9 | | | D. Garland: 10 | | | MIL | J. Holiday: 28 | | | B. Portis: 11 | | | J. Holiday: 10 | | |

CAVALIERS 114, BUCKS 106 – DECEMBER 21, 2022 – ROCKET MORTGAGE FIELDHOUSE – CLEVELAND, OH – GAME #33

| TEAM | 1 | 2 | 3 | 4 | OT | FINAL | FG | FGA | FG% | 3FG% | FT% | OR | DR | TR | A | PF | ST | TO | BS |
|------|-----------------|----|------------|----|----------------|-------|------|----------------------|------|----------------------|------|---------------|----|----|----|----|----|----|----|
| MIL | 20 | 22 | 35 | 29 | - | 106 | 39 | 83 | .470 | .433 | .682 | 13 | 33 | 46 | 20 | 23 | 7 | 21 | 5 |
| CLE | 35 | 25 | 33 | 21 | - | 114 | 41 | 85 | .482 | .313 | .786 | 9 | 28 | 37 | 22 | 21 | 8 | 10 | 3 |
| TEAM | HIGH PTS | | HIGH REB | | HIGH AST | | TEAM | HIGH PTS | | HIGH REB | | HIGH AST | | | | | | | |
| CLE | D. Mitchell: 36 | | K. Love: 9 | | D. Mitchell: 6 | | MIL | G. Antetokounmpo: 45 | | G. Antetokounmpo: 14 | | J. Holiday: 8 | | | | | | | |

BUCKS 117, CAVALIERS 102 – NOVEMBER 25, 2022 – FISERV FORUM – MILWAUKEE, WI – GAME #19

| TEAM | 1 | 2 | 3 | 4 | OT | FINAL | FG | FGA | FG% | 3FG% | FT% | OR | DR | TR | A | PF | ST | TO | BS |
|------|-----------------|----|-------------|----|---------------|-------|------|----------------------|------|---------------------|------|---------------------|----|----|----|----|----|----|----|
| CLE | 30 | 33 | 10 | 29 | - | 102 | 34 | 87 | .391 | .364 | .846 | 10 | 31 | 41 | 12 | 17 | 9 | 9 | 2 |
| MIL | 25 | 27 | 35 | 30 | - | 117 | 42 | 83 | .506 | .469 | .720 | 8 | 35 | 43 | 27 | 22 | 4 | 13 | 9 |
| TEAM | HIGH PTS | | HIGH REB | | HIGH AST | | TEAM | HIGH PTS | | HIGH REB | | HIGH AST | | | | | | | |
| CLE | D. Mitchell: 29 | | D. Wade: 12 | | D. Garland: 3 | | MIL | G. Antetokounmpo: 38 | | G. Antetokounmpo: 9 | | G. Antetokounmpo: 6 | | | | | | | |

BUCKS 113, CAVALIERS 98 – NOVEMBER 16, 2022 – FISERV FORUM – MILWAUKEE, WI – GAME #14

| TEAM | 1 | 2 | 3 | 4 | OT | FINAL | FG | FGA | FG% | 3FG% | FT% | OR | DR | TR | A | PF | ST | TO | BS | |
|------|----------------------------|----|----|----|----|----------------------|----|---------------|------|------|--------------|----|----------------------|----|----|-------------------------------|----|----|----|--|
| CLE | 37 | 23 | 18 | 20 | - | 98 | 36 | 84 | .429 | .429 | .824 | 6 | 28 | 34 | 22 | 18 | 7 | 8 | 7 | |
| MIL | 34 | 27 | 34 | 18 | - | 113 | 41 | 86 | .477 | .410 | .556 | 13 | 39 | 52 | 26 | 16 | 5 | 14 | 6 | |
| TEAM | HIGH PTS | | | | | HIGH REB | | HIGH AST | | TEAM | HIGH PTS | | HIGH REB | | | HIGH AST | | | | |
| CLE | D. Garland/D. Mitchell: 23 | | | | | K. Love/E. Mobley: 7 | | D. Garland: 8 | | MIL | B. Lopez: 29 | | G. Antetokounmpo: 12 | | | G. Antetokounmpo/J. Carter: 8 | | | | |

] YNf\ SS-UV a_f

The Cavs and Bucks have never faced off in a playoff series.





2022-23 REGULAR SEASON

| 2022-23 REGULAR SEASON | PPG | OPP. PPG | FG% | 3FG% | FT% | RPG | APG | SPG | TO | BPG |
|------------------------|-------|----------|------|------|------|------|------|------|------|------|
| Cavaliers | 112.3 | 106.9 | .488 | .367 | .780 | 41.1 | 24.9 | 7.15 | 13.3 | 4.68 |
| Celtics | 117.9 | 111.4 | .475 | .377 | .812 | 45.3 | 26.7 | 6.35 | 13.4 | 5.24 |



2022-23 REGULAR SEASON INDIVIDUAL BESTS

| | | |
|----------|----|---|
| Points | 44 | Donovan Mitchell @ BOS 3/1/23 |
| Rebounds | 17 | Evan Mobley vs. BOS 3/6/23 |
| Assists | 12 | Darius Garland vs. BOS 3/6/23, Darius Garland vs. BOS 11/2/22 |

2022-23 REGULAR SEASON CELTICS BESTS

| | | |
|----------|----|-----------------------------|
| Points | 41 | Jayson Tatum @ BOS 3/1/23 |
| Rebounds | 13 | Jaylen Brown vs. BOS 3/6/23 |
| Assists | 9 | Jaylen Brown vs. BOS 3/6/23 |

2022-23 REGULAR SEASON TEAM

| | | |
|--------------|---|----------------|
| Biggest Win | 9 | @ BOS 10/28/22 |
| Biggest Loss | 4 | @ BOS 3/1/23 |

2022-23 REGULAR SEASON VS. CELTICS

| DATE | SITE | TIME/RESULT |
|----------|-----------|-----------------|
| 10/28/22 | Boston | W, 132-123 (OT) |
| 11/2/22 | Cleveland | W, 114-113 (OT) |
| 3/1/23 | Boston | L, 113-117 |
| 3/6/23 | Cleveland | W, 118-114 (OT) |

2021-22 REGULAR SEASON VS. CELTICS

| DATE | SITE | RESULT |
|----------|-----------|------------|
| 11/13/21 | Cleveland | W, 91-89 |
| 11/15/21 | Cleveland | L, 92-98 |
| 12/22/21 | Boston | L, 101-111 |

SERIES HISTORY VS. CELTICS

| | ALL-TIME | STREAKS | LAST WIN | LAST LOSS |
|---------|----------|---------|----------|-----------|
| Overall | 86-137 | Won 1 | 3/6/23 | 3/1/23 |
| Home | 58-55 | Won 2 | 3/6/23 | 11/15/21 |
| Road | 28-82 | Lost 1 | 10/28/22 | 3/1/23 |

2022-23 PLAYOFFS

CAVALIERS 118, CELTICS 114 – MARCH 6, 2023 – ROCKET MORTGAGE FIELDHOUSE – CLEVELAND, OH – GAME #67

| TEAM | 1 | 2 | 3 | 4 | OT | FINAL | FG | FGA | FG% | 3FG% | FT% | OR | DR | TR | A | PF | ST | TO | BS |
|------|-----------------|----|----|---------------|----|-------|----------------|-----|------|------|--------------|----|----|--------------|----|----|-------------|----|----|
| BOS | 33 | 35 | 24 | 17 | 5 | 114 | 42 | 101 | .416 | .333 | .667 | 15 | 37 | 52 | 25 | 21 | 5 | 14 | 5 |
| CLE | 26 | 30 | 22 | 31 | 9 | 118 | 43 | 96 | .448 | .353 | .800 | 16 | 42 | 58 | 27 | 20 | 4 | 15 | 7 |
| TEAM | HIGH PTS | | | HIGH REB | | | HIGH AST | | | TEAM | HIGH PTS | | | HIGH REB | | | HIGH AST | | |
| CLE | D. Mitchell: 40 | | | E. Mobley: 17 | | | D. Garland: 12 | | | BOS | J. Brown: 32 | | | J. Brown: 13 | | | J. Brown: 9 | | |

CELTICS 117, CAVALIERS 113 – MARCH 1, 2023 – TD GARDEN – BOSTON, MA – GAME #65

| TEAM | 1 | 2 | 3 | 4 | OT | FINAL | FG | FGA | FG% | 3FG% | FT% | OR | DR | TR | A | PF | ST | TO | BS |
|------|-----------------|----|----|---------------|----|-------|---------------|-----|------|------|--------------|----|----|-------------------------------------|----|----|-------------|----|----|
| CLE | 28 | 24 | 26 | 35 | - | 113 | 45 | 92 | .489 | .313 | .619 | 10 | 28 | 38 | 21 | 18 | 8 | 7 | 3 |
| BOS | 26 | 29 | 41 | 21 | - | 117 | 39 | 78 | .500 | .500 | .821 | 7 | 36 | 43 | 27 | 18 | 5 | 13 | 4 |
| TEAM | HIGH PTS | | | HIGH REB | | | HIGH AST | | | TEAM | HIGH PTS | | | HIGH REB | | | HIGH AST | | |
| CLE | D. Mitchell: 44 | | | E. Mobley: 13 | | | D. Garland: 9 | | | BOS | J. Tatum: 41 | | | A. Horford/J. Tatum/R. Williams: 11 | | | J. Tatum: 8 | | |

CAVALIERS 114, CELTICS 113 – NOVEMBER 2, 2022 – ROCKET MORTGAGE FIELDHOUSE – CLEVELAND, OH – GAME #7

| TEAM | 1 | 2 | 3 | 4 | OT | FINAL | FG | FGA | FG% | 3FG% | FT% | OR | DR | TR | A | PF | ST | TO | BS |
|------|----------------|----|----|--------------|----|-------|----------------|-----|------|------|--------------|----|----|-------------------------|----|----|----------------------|----|----|
| BOS | 27 | 29 | 20 | 31 | 6 | 113 | 38 | 93 | .409 | .268 | .963 | 8 | 44 | 52 | 26 | 24 | 5 | 14 | 9 |
| CLE | 35 | 15 | 33 | 24 | 7 | 114 | 42 | 100 | .420 | .282 | .792 | 9 | 42 | 51 | 24 | 23 | 6 | 11 | 4 |
| TEAM | HIGH PTS | | | HIGH REB | | | HIGH AST | | | TEAM | HIGH PTS | | | HIGH REB | | | HIGH AST | | |
| CLE | D. Garland: 29 | | | J. Allen: 14 | | | D. Garland: 12 | | | BOS | J. Brown: 30 | | | A. Horford/J. Tatum: 12 | | | J. Tatum/D. White: 6 | | |

CAVALIERS 132, CELTICS 123 – OCTOBER 28, 2022 – TD GARDEN – BOSTON, MA – GAME #5

| TEAM | 1 | 2 | 3 | 4 | OT | FINAL | FG | FGA | FG% | 3FG% | FT% | OR | DR | TR | A | PF | ST | TO | BS |
|------|---------------------------|----|----|----|----|--------------|----|--------------|------|------|-----------------------|----|----|-------------|----|-------------|----|----|----|
| CLE | 33 | 29 | 33 | 19 | 18 | 132 | 45 | 87 | .517 | .457 | .765 | 9 | 33 | 42 | 18 | 28 | 5 | 16 | 2 |
| BOS | 34 | 41 | 24 | 15 | 9 | 123 | 42 | 82 | .512 | .394 | .813 | 5 | 29 | 34 | 28 | 27 | 9 | 19 | 2 |
| TEAM | HIGH PTS | | | | | HIGH REB | | HIGH AST | | TEAM | HIGH PTS | | | HIGH REB | | HIGH AST | | | |
| CLE | C. LeVert/D. Mitchell: 41 | | | | | J. Allen: 11 | | C. LeVert: 7 | | BOS | J. Brown/J. Tatum: 32 | | | J. Brown: 8 | | M. Smart: 7 | | | |

2022-23 PLAYOFFS

The Cavs and Celtics have played each other in 8 playoff series (1976, 1985, 1992, 2008, 2010, 2015, 2017 and 2018).

The two teams split all 8 series (4-4) with Cleveland winning each of the last 3 series.

The Cavs are 24-22 (16-6 at home, 8-16 on the road) all-time in postseason games against the Celtics.





PHILADELPHIA 76ERS REGULAR SEASON

| 2022-23 REGULAR SEASON | PPG | OPP. PPG | FG% | 3FG% | FT% | RPG | APG | SPG | TO | BPG |
|------------------------|-------|----------|------|------|------|------|------|------|------|------|
| 76ers | 115.2 | 110.9 | .487 | .387 | .835 | 40.9 | 25.2 | 7.74 | 13.7 | 4.74 |
| Cavaliers | 112.3 | 106.9 | .488 | .367 | .780 | 41.1 | 24.9 | 7.15 | 13.3 | 4.68 |



2022-23 REGULAR SEASON INDIVIDUAL BESTS

| | | |
|----------|----|---------------------------------|
| Points | 33 | Donovan Mitchell @ PHI 2/15/23 |
| Rebounds | 12 | Evan Mobley vs. PHI 3/15/23 |
| Assists | 9 | Darius Garland vs. PHI 11/30/22 |

2022-23 REGULAR SEASON 76ers BESTS

| | | |
|----------|----|--|
| Points | 36 | Joel Embiid vs. PHI 3/15/23 |
| Rebounds | 18 | Joel Embiid vs. PHI 3/15/23 |
| Assists | 12 | James Harden vs. PHI 3/15/23, James Harden @ PHI 2/15/23 |

2022-23 REGULAR SEASON TEAM

| | | |
|--------------|----|------------------|
| Biggest Win | 28 | vs. PHI 11/30/22 |
| Biggest Loss | 9 | vs. PHI 3/15/23 |

2022-23 REGULAR SEASON VS. 76ers

| DATE | SITE | TIME/RESULT |
|----------|--------------|-------------|
| 11/30/22 | Cleveland | W, 113-85 |
| 2/15/23 | Philadelphia | L, 112-118 |
| 3/15/23 | Cleveland | L, 109-118 |

2021-22 REGULAR SEASON VS. 76ers

| DATE | SITE | RESULT |
|---------|--------------|------------|
| 2/12/22 | Philadelphia | L, 93-103 |
| 3/4/22 | Philadelphia | L, 119-125 |
| 3/16/22 | Cleveland | L, 114-118 |
| 4/3/22 | Cleveland | L, 108-112 |

SERIES HISTORY VS. 76ers

| | ALL-TIME | STREAKS | LAST WIN | LAST LOSS |
|---------|----------|---------|----------|-----------|
| Overall | 107-116 | Lost 2 | 11/30/22 | 3/15/23 |
| Home | 62-49 | Lost 1 | 11/30/22 | 3/15/23 |
| Road | 45-67 | Lost 4 | 2/27/21 | 2/15/23 |

PHILADELPHIA 76ERS PLAYOFF HISTORY

76ers 118, CAVALIERS 109 – MARCH 15, 2023 – ROCKET MORTGAGE FIELDHOUSE – CLEVELAND, OH – GAME #72

| TEAM | 1 | 2 | 3 | 4 | OT | FINAL | FG | FGA | FG% | 3FG% | FT% | OR | DR | TR | A | PF | ST | TO | BS |
|------|---------------|----|----|---------------|----|-------|--------------|-----|------|------|---------------|----|----|---------------|----|----|---------------|----|----|
| PHI | 29 | 26 | 29 | 34 | - | 118 | 39 | 75 | .520 | .472 | .852 | 13 | 33 | 46 | 24 | 21 | 8 | 20 | 6 |
| CLE | 24 | 36 | 23 | 26 | - | 109 | 40 | 85 | .471 | .341 | .682 | 12 | 21 | 33 | 20 | 18 | 6 | 12 | 2 |
| TEAM | HIGH PTS | | | HIGH REB | | | HIGH AST | | | TEAM | HIGH PTS | | | HIGH REB | | | HIGH AST | | |
| CLE | C. LeVert: 24 | | | E. Mobley: 12 | | | C. LeVert: 6 | | | PHI | J. Embiid: 36 | | | J. Embiid: 18 | | | J. Harden: 12 | | |

76ers 118, CAVALIERS 112 – FEBRUARY 15, 2023 – WELLS FARGO CENTER – PHILADELPHIA, PA – GAME #61

| TEAM | 1 | 2 | 3 | 4 | OT | FINAL | FG | FGA | FG% | 3FG% | FT% | OR | DR | TR | A | PF | ST | TO | BS |
|------|-----------------|----|----|--------------|----|-------|---------------|-----|------|------|---------------|----|----|---------------|----|----|---------------|----|----|
| CLE | 24 | 14 | 32 | 42 | - | 112 | 41 | 82 | .500 | .333 | .800 | 10 | 25 | 35 | 23 | 17 | 7 | 8 | 5 |
| PHI | 38 | 25 | 24 | 31 | - | 118 | 39 | 78 | .500 | .481 | .931 | 8 | 30 | 38 | 24 | 22 | 7 | 12 | 4 |
| TEAM | HIGH PTS | | | HIGH REB | | | HIGH AST | | | TEAM | HIGH PTS | | | HIGH REB | | | HIGH AST | | |
| CLE | D. Mitchell: 33 | | | E. Mobley: 9 | | | D. Garland: 6 | | | PHI | J. Embiid: 29 | | | J. Embiid: 14 | | | J. Harden: 12 | | |

CAVALIERS 113, 76ers 85 – NOVEMBER 30, 2022 – ROCKET MORTGAGE FIELDHOUSE – CLEVELAND, OH – GAME #22

| TEAM | 1 | 2 | 3 | 4 | OT | FINAL | FG | FGA | FG% | 3FG% | FT% | OR | DR | TR | A | PF | ST | TO | BS | | | | | |
|------|---------------|----|----|----|--------------|-------|----|-----|---------------|------|------|----|----------|----|----|----|---------------|----|----|--|--------------|--|--|--|
| PHI | 21 | 27 | 18 | 19 | - | 85 | 32 | 77 | .416 | .231 | .833 | 7 | 23 | 30 | 19 | 11 | 7 | 16 | 1 | | | | | |
| CLE | 25 | 44 | 21 | 23 | - | 113 | 45 | 74 | .608 | .517 | .800 | 6 | 34 | 40 | 28 | 13 | 10 | 19 | 3 | | | | | |
| TEAM | HIGH PTS | | | | HIGH REB | | | | TEAM | | | | HIGH PTS | | | | HIGH REB | | | | HIGH AST | | | |
| CLE | C. LeVert: 22 | | | | E. Mobley: 8 | | | | D. Garland: 9 | | | | PHI | | | | J. Embiid: 19 | | | | J. Embiid: 6 | | | |
| | | | | | | | | | | | | | | | | | | | | | | | | |

PHILADELPHIA 76ERS PLAYOFF HISTORY

The Cavs and 76ers have faced off only once in a playoff series (1990). Philadelphia won that series 3-2.





B;[Rd f _X-X[VPX`-AD: @86

| 2022-23 REGULAR SEASON | PPG | OPP. PPG | FG% | 3FG% | FT% | RPG | APG | SPG | TO | BPG |
|------------------------|-------|----------|------|------|------|------|------|------|------|------|
| Knicks | 116.0 | 113.1 | .470 | .354 | .761 | 46.6 | 22.9 | 6.43 | 13.0 | 4.15 |
| Cavaliers | 112.3 | 106.9 | .488 | .367 | .780 | 41.1 | 24.9 | 7.15 | 13.3 | 4.68 |



| 2022-23 REGULAR SEASON INDIVIDUAL BESTS | | | 2022-23 REGULAR SEASON KNICKS BESTS | | | 2022-23 REGULAR SEASON TEAM | | |
|---|----|-----------------------------------|-------------------------------------|----|-----------------------------------|-----------------------------|----|------------------|
| Points | 42 | Donovan Mitchell vs. NYK 3/31/23 | Points | 48 | Jalen Brunson vs. NYK 3/31/23 | Biggest Win | 13 | vs. NYK 10/30/22 |
| Rebounds | 13 | Jarrett Allen vs. NYK 10/30/22 | Rebounds | 14 | Mitchell Robinson vs. NYK 3/31/23 | Biggest Loss | 14 | vs. NYK 3/31/23 |
| Assists | 12 | Donovan Mitchell vs. NYK 10/30/22 | Assists | 9 | Jalen Brunson vs. NYK 3/31/23 | | | |

| 2022-23 REGULAR SEASON VS. KNICKS | | | 2021-22 REGULAR SEASON VS. KNICKS | | | SERIES HISTORY VS. KNICKS | | | | |
|-----------------------------------|-----------|-------------|-----------------------------------|-----------|------------|---------------------------|----------|---------|----------|-----------|
| DATE | SITE | TIME/RESULT | DATE | SITE | RESULT | | ALL-TIME | STREAKS | LAST WIN | LAST LOSS |
| 10/30/22 | Cleveland | W, 121-108 | 11/7/21 | New York | W, 126-109 | Overall | 104-119 | Lost 3 | 10/30/22 | 3/31/23 |
| 12/4/22 | New York | L, 81-92 | 1/24/22 | Cleveland | W, 95-93 | Home | 64-48 | Lost 1 | 10/30/22 | 3/31/23 |
| 1/24/23 | New York | L, 103-105 | 4/2/22 | New York | W, 119-101 | Road | 40-71 | Lost 2 | 4/2/22 | 1/24/23 |
| 3/31/23 | Cleveland | L, 116-130 | | | | | | | | |

PYR: [f X-?=??: ?@`R_W`-RPN] -X[VPX`-d\ [@: 6

KNICKS 130, CAVALIERS 116 – MARCH 31, 2023 – ROCKET MORTGAGE FIELDHOUSE – CLEVELAND, OH – GAME #78

| TEAM | 1 | 2 | 3 | 4 | OT | FINAL | FG | FGA | FG% | 3FG% | FT% | OR | DR | TR | A | PF | ST | TO | BS |
|------|-----------------|----|----|-------------------------|----|-------|---------------|-----|------|------|----------------|----|----|-----------------|----|----|---------------|----|----|
| NYK | 42 | 37 | 26 | 25 | - | 130 | 49 | 93 | .527 | .472 | .625 | 16 | 32 | 48 | 24 | 12 | 6 | 10 | 5 |
| CLE | 47 | 25 | 30 | 14 | - | 116 | 44 | 86 | .512 | .459 | .846 | 3 | 30 | 33 | 33 | 21 | 2 | 10 | 9 |
| TEAM | HIGH PTS | | | HIGH REB | | | HIGH AST | | | TEAM | HIGH PTS | | | HIGH REB | | | HIGH AST | | |
| CLE | D. Mitchell: 42 | | | E. Mobley/L. Stevens: 7 | | | D. Garland: 9 | | | NYK | J. Brunson: 48 | | | M. Robinson: 14 | | | J. Brunson: 9 | | |

KNICKS 105, CAVALIERS 103 – JANUARY 24, 2023 – MADISON SQUARE GARDEN – NEW YORK, NY – GAME #49

| TEAM | 1 | 2 | 3 | 4 | OT | FINAL | FG | FGA | FG% | 3FG% | FT% | OR | DR | TR | A | PF | ST | TO | BS |
|------|--------------------------|----|----|----|----|--------------|----|----------------|------|------|------|---------------|----|----|---------------|----|----------------|----|----|
| CLE | 27 | 24 | 24 | 28 | - | 103 | 40 | 87 | .460 | .364 | .688 | 10 | 31 | 41 | 29 | 19 | 8 | 12 | 4 |
| NYK | 34 | 19 | 27 | 25 | - | 105 | 37 | 75 | .493 | .515 | .667 | 9 | 33 | 42 | 25 | 18 | 4 | 17 | 3 |
| TEAM | HIGH PTS | | | | | HIGH REB | | HIGH AST | | | TEAM | HIGH PTS | | | HIGH REB | | HIGH AST | | |
| CLE | J. Allen/D. Mitchell: 24 | | | | | J. Allen: 12 | | D. Mitchell: 8 | | | NYK | J. Randle: 36 | | | J. Randle: 13 | | I. Quickley: 6 | | |

KNICKS 92, CAVALIERS 81 – DECEMBER 4, 2022 – MADISON SQUARE GARDEN – NEW YORK, NY – GAME #24

| TEAM | 1 | 2 | 3 | 4 | OT | FINAL | FG | FGA | FG% | 3FG% | FT% | OR | DR | TR | A | PF | ST | TO | BS |
|------|-----------------|----|----|---------------|----|-------|----------------|-----|------|------|----------------|----|----|-----------------|----|----|-------------------------|----|----|
| CLE | 16 | 27 | 20 | 18 | - | 81 | 29 | 83 | .349 | .229 | .750 | 8 | 31 | 39 | 17 | 15 | 7 | 19 | 6 |
| NYK | 23 | 23 | 25 | 21 | - | 92 | 35 | 86 | .407 | .172 | .810 | 14 | 40 | 54 | 17 | 16 | 6 | 21 | 3 |
| TEAM | HIGH PTS | | | HIGH REB | | | HIGH AST | | | TEAM | HIGH PTS | | | HIGH REB | | | HIGH AST | | |
| CLE | D. Mitchell: 23 | | | E. Mobley: 10 | | | D. Mitchell: 5 | | | NYK | J. Brunson: 23 | | | M. Robinson: 11 | | | J. Brunson/J. Randle: 4 | | |

CAVALIERS 121, KNICKS 108 – OCTOBER 30, 2022 – ROCKET MORTGAGE FIELDHOUSE – CLEVELAND, OH – GAME #6

| TEAM | 1 | 2 | 3 | 4 | OT | FINAL | FG | FGA | FG% | 3FG% | FT% | OR | DR | TR | A | PF | ST | TO | BS |
|------|-----------------|----|--------------|----|-----------------|-------|------|----------------------------|------|-----------------------------|------|-------------------------|----|----|----|----|----|----|----|
| NYK | 30 | 29 | 34 | 15 | - | 108 | 45 | 92 | .489 | .370 | .500 | 12 | 33 | 45 | 26 | 25 | 9 | 14 | 2 |
| CLE | 35 | 27 | 22 | 37 | - | 121 | 41 | 89 | .461 | .460 | .842 | 10 | 33 | 43 | 33 | 22 | 3 | 14 | 5 |
| TEAM | HIGH PTS | | HIGH REB | | HIGH AST | | TEAM | HIGH PTS | | HIGH REB | | HIGH AST | | | | | | | |
| CLE | D. Mitchell: 38 | | J. Allen: 13 | | D. Mitchell: 12 | | NYK | J. Brunson/E. Fournier: 16 | | I. Hartenstein/J. Randle: 9 | | J. Brunson/J. Randle: 7 | | | | | | | |

] YNf \ SS-UV` a\ _f

The Cavs and Knicks have faced off in a playoff series 3 times (1978, 1995 and 1996). New York won all 3 meetings.

The Cavs are 1-8 (0-5 at home, 1-3 on the road) all-time in postseason games against the Knicks.





C;0_\\XYf[{- Ra`-5AB: @06

| 2022-23 REGULAR SEASON | PPG | OPP. PPG | FG% | 3FG% | FT% | RPG | APG | SPG | TO | BPG |
|------------------------|-------|----------|------|------|------|------|------|------|------|------|
| Cavaliers | 112.3 | 106.9 | .488 | .367 | .780 | 41.1 | 24.9 | 7.15 | 13.3 | 4.68 |
| Nets | 113.4 | 112.5 | .487 | .378 | .800 | 40.5 | 25.5 | 7.13 | 13.7 | 6.17 |



| 2022-23 REGULAR SEASON INDIVIDUAL BESTS | | | 2022-23 REGULAR SEASON NETS BESTS | | | 2022-23 REGULAR SEASON TEAM | | |
|---|----|---|-----------------------------------|----|---|-----------------------------|---|------------------|
| Points | 46 | Darius Garland vs. BKN 12/26/22 | Points | 32 | Mikal Bridges @ BKN 3/23/23, Kyrie Irving vs. BKN 12/26/22, Kevin Durant vs. BKN 12/26/22 | Biggest Win | 6 | @ BKN 3/21/23 |
| Rebounds | 16 | Evan Mobley @ BKN 3/23/23 | | | | Biggest Loss | 8 | vs. BKN 12/26/22 |
| Assists | 8 | Darius Garland @ BKN 3/23/23, Darius Garland vs. BKN 12/26/22 | Rebounds | 11 | Day'Ron Sharpe @ BKN 3/21/23 | | | |
| | | | Assists | 12 | Spencer Dinwiddie @ BKN 3/23/23 | | | |

| 2022-23 REGULAR SEASON VS. NETS | | | 2021-22 REGULAR SEASON VS. NETS | | | SERIES HISTORY VS. NETS | | | | |
|---------------------------------|-----------|-------------|---------------------------------|-----------|------------|-------------------------|----------|---------|----------|-----------|
| DATE | SITE | TIME/RESULT | DATE | SITE | RESULT | | ALL-TIME | STREAKS | LAST WIN | LAST LOSS |
| 12/26/22 | Cleveland | L, 117-125 | 11/17/21 | Brooklyn | L, 99-109 | Overall | 107-84 | Won 2 | 3/23/23 | 12/26/22 |
| 3/21/23 | Brooklyn | W, 115-109 | 11/22/21 | Cleveland | L, 112-117 | Home | 68-29 | Lost 1 | 1/17/22 | 12/26/22 |
| 3/23/23 | Brooklyn | W, 116-114 | 1/17/22 | Cleveland | W, 114-107 | Road | 39-55 | Won 2 | 3/23/23 | 4/8/22 |
| | | | 4/8/22 | Brooklyn | L, 107-118 | | | | | |

PYR: OX[-?=??: ?@`R_W`-RPN] -PNC`d\ [-?: *6

CAVALIERS 116, NETS 114 – MARCH 23, 2023 – BARCLAYS CENTER – BROOKLYN, NY – GAME #75

| TEAM | 1 | 2 | 3 | 4 | OT | FINAL | FG | FGA | FG% | 3FG% | FT% | OR | DR | TR | A | PF | ST | TO | BS |
|------|-----------------|----|----|---------------|----|-------|---------------|-----|------|------|----------------|----|----|---------------|----|----|------------------|----|----|
| CLE | 31 | 29 | 25 | 31 | - | 116 | 42 | 89 | .472 | .375 | .769 | 13 | 27 | 40 | 24 | 21 | 7 | 10 | 7 |
| BKN | 33 | 28 | 30 | 23 | - | 114 | 39 | 81 | .481 | .353 | .889 | 9 | 33 | 42 | 24 | 21 | 7 | 16 | 7 |
| TEAM | HIGH PTS | | | HIGH REB | | | HIGH AST | | | TEAM | HIGH PTS | | | HIGH REB | | | HIGH AST | | |
| CLE | D. Mitchell: 31 | | | E. Mobley: 16 | | | D. Garland: 8 | | | BKN | M. Bridges: 32 | | | N. Claxton: 9 | | | S. Dinwiddie: 12 | | |

CAVALIERS 115, NETS 109 – MARCH 21, 2023 – BARCLAYS CENTER – BROOKLYN, NY – GAME #74

| TEAM | 1 | 2 | 3 | 4 | OT | FINAL | FG | FGA | FG% | 3FG% | FT% | OR | DR | TR | A | PF | ST | TO | BS |
|------|-----------------|----|----|--------------|----|-------|---------------|-----|------|------|---------------|----|----|---------------|----|----|------------------|----|----|
| CLE | 23 | 38 | 33 | 21 | - | 115 | 42 | 83 | .506 | .483 | .810 | 8 | 26 | 34 | 23 | 20 | 6 | 14 | 3 |
| BKN | 30 | 25 | 23 | 31 | - | 109 | 41 | 92 | .446 | .273 | .783 | 19 | 30 | 49 | 25 | 19 | 6 | 17 | 5 |
| TEAM | HIGH PTS | | | HIGH REB | | | HIGH AST | | | TEAM | HIGH PTS | | | HIGH REB | | | HIGH AST | | |
| CLE | D. Mitchell: 31 | | | J. Allen: 14 | | | D. Garland: 6 | | | BKN | D. Sharpe: 20 | | | D. Sharpe: 11 | | | S. Dinwiddie: 11 | | |

NETS 125, CAVALIERS 117 – DECEMBER 26, 2022 – ROCKET MORTGAGE FIELDHOUSE – CLEVELAND, OH – GAME #35

| TEAM | 1 | 2 | 3 | 4 | OT | FINAL | FG | FGA | FG% | 3FG% | FT% | OR | DR | TR | A | PF | ST | TO | BS |
|------|----------------|----|----|--------------|----|-------|---------------|-----|------|------|-------------------------|----|----|-------------------------|----|----|---------------|----|----|
| BKN | 34 | 31 | 26 | 34 | - | 125 | 47 | 82 | .573 | .600 | .765 | 7 | 31 | 38 | 27 | 25 | 7 | 17 | 4 |
| CLE | 22 | 27 | 30 | 38 | - | 117 | 39 | 82 | .476 | .361 | .867 | 10 | 23 | 33 | 21 | 14 | 8 | 12 | 3 |
| TEAM | HIGH PTS | | | HIGH REB | | | HIGH AST | | | TEAM | HIGH PTS | | | HIGH REB | | | HIGH AST | | |
| CLE | D. Garland: 46 | | | J. Allen: 11 | | | D. Garland: 8 | | | BKN | K. Durant/K. Irving: 32 | | | K. Durant/B. Simmons: 9 | | | B. Simmons: 8 | | |

] YNF\ SS-UV a\ _f

The Cavs and Nets have faced off in a playoff series 3 times (1992, 1993 and 2007). Cleveland won all 3 meetings.

The Cavs are 10-5 (6-2 at home, 4-3 on the road) all-time in postseason games against the Nets.





] YNf : V -a\ b_ [NZR[aGD;-Z WZ VURNa-5AA: @E6

| 2022-23 REGULAR SEASON | PPG | OPP. PPG | FG% | 3FG% | FT% | RPG | APG | SPG | TO | BPG |
|------------------------|-------|----------|------|------|------|------|------|------|------|------|
| Cavaliers | 112.3 | 106.9 | .488 | .367 | .780 | 41.1 | 24.9 | 7.15 | 13.3 | 4.68 |
| Heat | 109.5 | 109.8 | .460 | .344 | .831 | 40.6 | 23.8 | 7.99 | 13.5 | 2.96 |



| 2022-23 REGULAR SEASON INDIVIDUAL BESTS | | | 2022-23 REGULAR SEASON HEAT BESTS | | | 2022-23 REGULAR SEASON TEAM | | |
|---|----|----------------------------------|-----------------------------------|----|--------------------------------|-----------------------------|----|------------------|
| Points | 42 | Donovan Mitchell @ MIA 3/10/23 | Points | 33 | Jimmy Butler @ MIA 3/10/23 | Biggest Win | 26 | vs. MIA 11/20/22 |
| Rebounds | 13 | Jarrett Allen @ MIA 3/10/23 | Rebounds | 11 | Bam Adebayo vs. MIA 1/31/23 | Biggest Loss | 4 | @ MIA 3/10/23 |
| Assists | 9 | Donovan Mitchell vs. MIA 1/31/23 | Assists | 6 | Victor Oladipo vs. MIA 1/31/23 | | | |

| 2022-23 REGULAR SEASON VS. HEAT | | | 2021-22 REGULAR SEASON VS. HEAT | | | SERIES HISTORY VS. HEAT | | | | |
|---------------------------------|-----------|-------------|---------------------------------|-----------|------------|-------------------------|----------|---------|----------|-----------|
| DATE | SITE | TIME/RESULT | DATE | SITE | RESULT | | ALL-TIME | STREAKS | LAST WIN | LAST LOSS |
| 11/20/22 | Cleveland | W, 113-87 | 12/1/21 | Miami | W, 111-85 | Overall | 50-76 | Lost 1 | 3/8/23 | 3/10/23 |
| 1/31/23 | Cleveland | L, 97-100 | 12/13/21 | Cleveland | W, 105-94 | Home | 35-27 | Lost 1 | 11/20/22 | 1/31/23 |
| 3/8/23 | Miami | W, 104-100 | 3/11/22 | Miami | L, 105-117 | Road | 15-49 | Lost 1 | 3/8/23 | 3/10/23 |
| 3/10/23 | Miami | L, 115-119 | | | | | | | | |

PYR: ZW-?=??: ?@`R_W`_RPN] -PNc`-aWQ-?: ?6

HEAT 119, CAVALIERS 115 – MARCH 10, 2023 – MIAMI-DADE ARENA – MIAMI, FL – GAME #69

| TEAM | 1 | 2 | 3 | 4 | OT | FINAL | FG | FGA | FG% | 3FG% | FT% | OR | DR | TR | A | PF | ST | TO | BS |
|------|-----------------|----|----|----|--------------|-------|-------------|-----|------|---------------|------|-------------|----|------------------------|----|----|----|----|----|
| CLE | 26 | 33 | 30 | 26 | - | 115 | 40 | 86 | .465 | .419 | .810 | 8 | 26 | 34 | 25 | 20 | 5 | 11 | 6 |
| MIA | 27 | 23 | 32 | 37 | - | 119 | 42 | 82 | .512 | .483 | .913 | 11 | 35 | 46 | 22 | 20 | 7 | 16 | 4 |
| TEAM | HIGH PTS | | | | HIGH REB | | HIGH AST | | TEAM | HIGH PTS | | HIGH REB | | HIGH AST | | | | | |
| CLE | D. Mitchell: 42 | | | | J. Allen: 13 | | R. Rubio: 8 | | MIA | J. Butler: 33 | | T. Herro: 9 | | B. Adebayo/T. Herro: 4 | | | | | |

CAVALIERS 104, HEAT 100 – MARCH 8, 2023 – MIAMI-DADE ARENA – MIAMI, FL – GAME #68

| TEAM | 1 | 2 | 3 | 4 | OT | FINAL | FG | FGA | FG% | 3FG% | FT% | OR | DR | TR | A | PF | ST | TO | BS |
|------|----------------|----|----|--------------|----|-------|---------------|-----|------|------|---------------|----|----|----------------------|----|----|-----------------------|----|----|
| CLE | 26 | 31 | 30 | 17 | - | 104 | 39 | 80 | .488 | .321 | .895 | 7 | 25 | 32 | 26 | 23 | 13 | 17 | 3 |
| MIA | 30 | 23 | 29 | 18 | - | 100 | 35 | 70 | .500 | .276 | .759 | 10 | 27 | 37 | 22 | 19 | 7 | 24 | 4 |
| TEAM | HIGH PTS | | | HIGH REB | | | HIGH AST | | | TEAM | HIGH PTS | | | HIGH REB | | | HIGH AST | | |
| CLE | D. Garland: 25 | | | J. Allen: 12 | | | D. Garland: 7 | | | MIA | J. Butler: 28 | | | K. Love/C. Zeller: 8 | | | J. Butler/T. Herro: 5 | | |

HEAT 100, CAVALIERS 97 – JANUARY 31, 2023 – ROCKET MORTGAGE FIELDHOUSE – CLEVELAND, OH – GAME #53

| TEAM | 1 | 2 | 3 | 4 | OT | FINAL | FG | FGA | FG% | 3FG% | FT% | OR | DR | TR | A | PF | ST | TO | BS |
|------|---------------|----|----|--------------|----|-------|----------------|-----|------|------|---------------|----|----|----------------|----|----|---------------|----|----|
| MIA | 24 | 31 | 24 | 21 | - | 100 | 34 | 78 | .436 | .452 | .720 | 9 | 36 | 45 | 21 | 17 | 7 | 15 | 3 |
| CLE | 26 | 26 | 27 | 18 | - | 97 | 40 | 83 | .482 | .275 | .500 | 5 | 34 | 39 | 32 | 20 | 9 | 13 | 6 |
| TEAM | HIGH PTS | | | HIGH REB | | | HIGH AST | | | TEAM | HIGH PTS | | | HIGH REB | | | HIGH AST | | |
| CLE | E. Mobley: 19 | | | J. Allen: 11 | | | D. Mitchell: 9 | | | MIA | J. Butler: 23 | | | B. Adebayo: 11 | | | V. Oladipo: 6 | | |

CAVALIERS 113, HEAT 87 – NOVEMBER 20, 2022 – ROCKET MORTGAGE FIELDHOUSE – CLEVELAND, OH – GAME #16

| TEAM | 1 | 2 | 3 | 4 | OT | FINAL | FG | FGA | FG% | 3FG% | FT% | OR | DR | TR | A | PF | ST | TO | BS |
|------|----------------|----|----|--------------|----|-------|---------------|-----|------|------|----------------|----|----|---------------|----|----|-------------|----|----|
| MIA | 27 | 15 | 22 | 23 | - | 87 | 31 | 80 | .388 | .194 | .864 | 11 | 19 | 30 | 17 | 16 | 6 | 16 | 3 |
| CLE | 28 | 31 | 36 | 18 | - | 113 | 44 | 83 | .530 | .351 | .750 | 13 | 36 | 49 | 31 | 23 | 7 | 20 | 1 |
| TEAM | HIGH PTS | | | HIGH REB | | | HIGH AST | | | TEAM | HIGH PTS | | | HIGH REB | | | HIGH AST | | |
| CLE | D. Garland: 25 | | | C. Osman: 12 | | | D. Garland: 7 | | | MIA | B. Adebayo: 21 | | | B. Adebayo: 6 | | | N. Jovic: 5 | | |

] YNf \ SS-UV a_f

The Cavs and Heat have never faced off in a playoff series.





] YNf : V -a\ b_ [NZR[aGE;-NaYN[aN-UNdX`-5A> A>6

| 2022-23 REGULAR SEASON | PPG | OPP. PPG | FG% | 3FG% | FT% | RPG | APG | SPG | TO | BPG |
|------------------------|-------|----------|------|------|------|------|------|------|------|------|
| Cavaliers | 112.3 | 106.9 | .488 | .367 | .780 | 41.1 | 24.9 | 7.15 | 13.3 | 4.68 |
| Hawks | 118.4 | 118.1 | .483 | .352 | .818 | 44.2 | 25.0 | 7.07 | 12.9 | 4.89 |



| 2022-23 REGULAR SEASON INDIVIDUAL BESTS | | | | 2022-23 REGULAR SEASON HAWKS BESTS | | | | 2022-23 REGULAR SEASON TEAM | | | |
|---|----|--|--|------------------------------------|----|---|--|-----------------------------|----|------------------|--|
| Points | 44 | Donovan Mitchell @ ATL 3/28/23 | | Points | 34 | Trae Young @ ATL 2/24/23 | | Biggest Win | 12 | vs. ATL 11/21/22 | |
| Rebounds | 15 | Evan Mobley @ ATL 3/28/23 | | Rebounds | 12 | Clint Capela vs. ATL 11/21/22 | | Biggest Loss | 17 | @ ATL 2/24/23 | |
| Assists | 9 | Donovan Mitchell vs. ATL 11/21/22, Darius Garland vs. ATL 11/21/22 | | Assists | 10 | Trae Young @ ATL 3/28/23, Trae Young vs. ATL 11/21/22 | | | | | |

| 2022-23 REGULAR SEASON VS. HAWKS | | | | | 2021-22 REGULAR SEASON VS. HAWKS | | | | | SERIES HISTORY VS. HAWKS | | | | |
|----------------------------------|-----------|-------------|--|--|----------------------------------|-----------|------------|--|--|--------------------------|----------|---------|----------|-----------|
| DATE | SITE | TIME/RESULT | | | DATE | SITE | RESULT | | | | ALL-TIME | STREAKS | LAST WIN | LAST LOSS |
| 11/21/22 | Cleveland | W, 114-102 | | | 10/23/21 | Cleveland | W, 101-95 | | | Overall | 110-129 | Lost 2 | 11/21/22 | 3/28/23 |
| 2/24/23 | Atlanta | L, 119-136 | | | 12/31/21 | Cleveland | L, 118-121 | | | Home | 70-52 | Won 1 | 11/21/22 | 12/31/21 |
| 3/28/23 | Atlanta | L, 118-120 | | | 2/15/22 | Atlanta | L, 116-124 | | | Road | 40-77 | Lost 2 | 1/2/21 | 3/28/23 |
| | | | | | 3/31/22 | Atlanta | L, 107-131 | | | | | | | |

PYR: NaY-?=??: ?@`R_W`-RPN] -5UNdX`-d\ [-@>6

HAWKS 120, CAVALIERS 118 – MARCH 28, 2023 – STATE FARM ARENA – ATLANTA, GA – GAME #77

| TEAM | 1 | 2 | 3 | 4 | OT | FINAL | FG | FGA | FG% | 3FG% | FT% | OR | DR | TR | A | PF | ST | TO | BS |
|------|-----------------|----|----|---------------|----|-------|--------------|-----|------|------|---------------|----|----|----------------------|----|----|--------------|----|----|
| CLE | 24 | 27 | 33 | 34 | - | 118 | 47 | 93 | .505 | .360 | .682 | 10 | 30 | 40 | 20 | 24 | 5 | 8 | 6 |
| ATL | 24 | 35 | 35 | 26 | - | 120 | 41 | 89 | .461 | .444 | .788 | 14 | 37 | 51 | 25 | 16 | 5 | 15 | 3 |
| TEAM | HIGH PTS | | | HIGH REB | | | HIGH AST | | | TEAM | HIGH PTS | | | HIGH REB | | | HIGH AST | | |
| CLE | D. Mitchell: 44 | | | E. Mobley: 15 | | | E. Mobley: 6 | | | ATL | D. Murray: 29 | | | S. Bey/C. Capela: 10 | | | T. Young: 10 | | |

HAWKS 136, CAVALIERS 119 – FEBRUARY 24, 2023 – STATE FARM ARENA – ATLANTA, GA – GAME #63

| TEAM | 1 | 2 | 3 | 4 | OT | FINAL | FG | FGA | FG% | 3FG% | FT% | OR | DR | TR | A | PF | ST | TO | BS |
|------|----------------|----|----|-------------|----|-------|-------------------------|-----|------|------|--------------|----|----|----------------|----|----|-------------|----|----|
| CLE | 23 | 34 | 26 | 36 | - | 119 | 40 | 88 | .455 | .371 | .897 | 10 | 25 | 35 | 20 | 23 | 9 | 11 | 6 |
| ATL | 32 | 49 | 27 | 28 | - | 136 | 50 | 85 | .588 | .536 | .913 | 5 | 37 | 42 | 28 | 21 | 7 | 14 | 8 |
| TEAM | HIGH PTS | | | HIGH REB | | | HIGH AST | | | TEAM | HIGH PTS | | | HIGH REB | | | HIGH AST | | |
| CLE | D. Garland: 33 | | | J. Allen: 9 | | | Raul Neto/L. Stevens: 4 | | | ATL | T. Young: 34 | | | O. Okongwu: 11 | | | T. Young: 9 | | |

CAVALIERS 114, HAWKS 102 – NOVEMBER 21, 2022 – ROCKET MORTGAGE FIELDHOUSE – CLEVELAND, OH – GAME #17

| TEAM | 1 | 2 | 3 | 4 | OT | FINAL | FG | FGA | FG% | 3FG% | FT% | OR | DR | TR | A | PF | ST | TO | BS |
|------|-----------------|----|----|--------------|----|-------|---------------------------|-----|------|------|--------------|----|----|---------------|----|----|--------------|----|----|
| ATL | 26 | 33 | 23 | 20 | - | 102 | 38 | 87 | .437 | .324 | .882 | 10 | 25 | 35 | 24 | 21 | 11 | 17 | 3 |
| CLE | 38 | 26 | 21 | 29 | - | 114 | 42 | 70 | .600 | .526 | .870 | 3 | 34 | 37 | 24 | 17 | 8 | 20 | 3 |
| TEAM | HIGH PTS | | | HIGH REB | | | HIGH AST | | | TEAM | HIGH PTS | | | HIGH REB | | | HIGH AST | | |
| CLE | D. Mitchell: 29 | | | J. Allen: 11 | | | D. Garland/D. Mitchell: 9 | | | ATL | T. Young: 25 | | | C. Capela: 12 | | | T. Young: 10 | | |

CAVALIERS 105, HAWKS 99 – OCTOBER 12, 2022 – ROCKET MORTGAGE FIELDHOUSE – CLEVELAND, OH – GAME #3

| TEAM | 1 | 2 | 3 | 4 | OT | FINAL | FG | FGA | FG% | 3FG% | FT% | OR | DR | TR | A | PF | ST | TO | BS |
|------|-----------------|----|----|----------------|----|-------|----------------|-----|------|------|---------------|----|----|---------------|----|----|-------------|----|----|
| ATL | 24 | 17 | 31 | 27 | - | 99 | 30 | 88 | .341 | .444 | .844 | 20 | 40 | 60 | 17 | 16 | 3 | 17 | 8 |
| CLE | 19 | 32 | 24 | 30 | - | 105 | 40 | 97 | .412 | .410 | .818 | 12 | 37 | 49 | 30 | 30 | 10 | 14 | 8 |
| TEAM | HIGH PTS | | | HIGH REB | | | HIGH AST | | | TEAM | HIGH PTS | | | HIGH REB | | | HIGH AST | | |
| CLE | D. Mitchell: 24 | | | M. Diakite: 11 | | | D. Garland: 12 | | | ATL | D. Murray: 17 | | | C. Capela: 15 | | | T. Young: 6 | | |

] YNf \ SS-UV a\ _f

The Cavs and Hawks have faced off in a playoff series 3 times (2009, 2015 and 2016). Cleveland won all 3 meetings.

The Cavs are 12-0 (6-0 at home, 6-0 on the road) all-time in postseason games against the Hawks.





] YNf : V -a\ b_ [NZR[aGF;-a_ \ [a_ _N] a_ _-5A> A>6

| 2022-23 REGULAR SEASON | PPG | OPP. PPG | FG% | 3FG% | FT% | RPG | APG | SPG | TO | BPG |
|------------------------|-------|----------|------|------|------|------|------|------|------|------|
| Cavaliers | 112.3 | 106.9 | .488 | .367 | .780 | 41.1 | 24.9 | 7.15 | 13.3 | 4.68 |
| Raptors | 112.9 | 111.4 | .459 | .335 | .784 | 43.0 | 23.9 | 9.41 | 11.7 | 5.17 |



| 2022-23 REGULAR SEASON INDIVIDUAL BESTS | | | | 2022-23 REGULAR SEASON RAPTORS BESTS | | | | 2022-23 REGULAR SEASON TEAM | | | |
|---|----|----------------------------------|--|--------------------------------------|----|---|--|-----------------------------|----|-----------------|--|
| Points | 35 | Donovan Mitchell vs. TOR 2/26/23 | | Points | 26 | Pascal Siakam vs. TOR 12/23/22, O.G. Anunoby vs. TOR 12/23/22 | | Biggest Win | 25 | vs. TOR 2/26/23 | |
| Rebounds | 15 | Evan Mobley @ TOR 11/28/22 | | Rebounds | 11 | Pascal Siakam @ TOR 11/28/22, Pascal Siakam @ TOR 10/19/22 | | Biggest Loss | 12 | @ TOR 11/28/22 | |
| Assists | 11 | Darius Garland vs. TOR 2/26/23 | | Assists | 9 | Pascal Siakam vs. TOR 12/23/22 | | | | | |

| 2022-23 REGULAR SEASON VS. RAPTORS | | | | | 2021-22 REGULAR SEASON VS. RAPTORS | | | | | SERIES HISTORY VS. RAPTORS | | | | |
|------------------------------------|-----------|-------------|--|--|------------------------------------|-----------|------------|--|--|----------------------------|---------|----------|-----------|----------|
| DATE | SITE | TIME/RESULT | | | DATE | SITE | RESULT | | | ALL-TIME | STREAKS | LAST WIN | LAST LOSS | |
| 10/19/22 | Toronto | L, 105-108 | | | 11/5/21 | Toronto | W, 102-101 | | | Overall | 54-50 | Won 1 | 2/26/23 | 12/23/22 |
| 11/28/22 | Toronto | L, 88-100 | | | 12/26/21 | Cleveland | W, 144-99 | | | Home | 31-21 | Won 1 | 2/26/23 | 12/23/22 |
| 12/23/22 | Cleveland | L, 107-118 | | | 3/6/22 | Cleveland | W, 104-96 | | | Road | 23-29 | Lost 3 | 11/5/21 | 11/28/22 |
| 2/26/23 | Cleveland | W, 118-93 | | | 3/24/22 | Toronto | L, 104-117 | | | | | | | |

PYR: a_ -?=??: ?@-R_W`-RPN] 5_N] a_ -d\ [-@>6

CAVALIERS 118, RAPTORS 93 – FEBRUARY 26, 2023 – ROCKET MORTGAGE FIELDHOUSE – CLEVELAND, OH – GAME #64

| TEAM | 1 | 2 | 3 | 4 | OT | FINAL | FG | FGA | FG% | 3FG% | FT% | OR | DR | TR | A | PF | ST | TO | BS |
|------|-----------------|----|----|--------------|----|-------|----------------|-----|------|------|---------------|----|----|--------------|----|----|------------------------|----|----|
| TOR | 28 | 24 | 24 | 17 | - | 93 | 36 | 93 | .387 | .360 | .800 | 13 | 30 | 43 | 19 | 16 | 4 | 14 | 4 |
| CLE | 34 | 30 | 28 | 26 | - | 118 | 44 | 84 | .524 | .500 | .857 | 8 | 37 | 45 | 31 | 17 | 7 | 14 | 5 |
| TEAM | HIGH PTS | | | HIGH REB | | | HIGH AST | | | TEAM | HIGH PTS | | | HIGH REB | | | HIGH AST | | |
| CLE | D. Mitchell: 35 | | | J. Allen: 11 | | | D. Garland: 11 | | | TOR | P. Siakam: 25 | | | J. Poeltl: 9 | | | S. Barnes/P. Siakam: 5 | | |

RAPTORS 118, CAVALIERS 107 – DECEMBER 23, 2022 – ROCKET MORTGAGE FIELDHOUSE – CLEVELAND, OH – GAME #34

| TEAM | 1 | 2 | 3 | 4 | OT | FINAL | FG | FGA | FG% | 3FG% | FT% | OR | DR | TR | A | PF | ST | TO | BS |
|------|----------------|----|----|--------------|----|-------|---------------|-----|------|------|--------------------------|----|----|---------------|----|----|--------------|----|----|
| TOR | 39 | 30 | 29 | 20 | - | 118 | 42 | 84 | .500 | .514 | .833 | 11 | 34 | 45 | 25 | 20 | 10 | 19 | 2 |
| CLE | 31 | 22 | 25 | 29 | - | 107 | 39 | 76 | .513 | .333 | .600 | 6 | 29 | 35 | 27 | 17 | 9 | 15 | 4 |
| TEAM | HIGH PTS | | | HIGH REB | | | HIGH AST | | | TEAM | HIGH PTS | | | HIGH REB | | | HIGH AST | | |
| CLE | D. Garland: 17 | | | E. Mobley: 8 | | | D. Garland: 8 | | | TOR | O. Anunoby/P. Siakam: 26 | | | S. Barnes: 10 | | | P. Siakam: 9 | | |

RAPTORS 100, CAVALIERS 88 – NOVEMBER 28, 2022 – SCOTIABANK ARENA – TORONTO, ON – GAME #21

| TEAM | 1 | 2 | 3 | 4 | OT | FINAL | FG | FGA | FG% | 3FG% | FT% | OR | DR | TR | A | PF | ST | TO | BS |
|------|--------------------------|----|----|---------------|----|-------|----------------|-----|------|------|----------------|----|----|---------------|----|----|------------------------------------|----|----|
| CLE | 24 | 19 | 24 | 21 | - | 88 | 34 | 90 | .378 | .184 | .813 | 13 | 34 | 47 | 21 | 18 | 7 | 10 | 3 |
| TOR | 26 | 26 | 28 | 20 | - | 100 | 37 | 84 | .440 | .429 | .824 | 7 | 38 | 45 | 23 | 17 | 4 | 12 | 5 |
| TEAM | HIGH PTS | | | HIGH REB | | | HIGH AST | | | TEAM | HIGH PTS | | | HIGH REB | | | HIGH AST | | |
| CLE | D. Garland/E. Mobley: 18 | | | E. Mobley: 15 | | | D. Garland: 10 | | | TOR | O. Anunoby: 20 | | | P. Siakam: 11 | | | S. Barnes/P. Siakam/F. VanVleet: 5 | | |

RAPTORS 108, CAVALIERS 105 – OCTOBER 19, 2022 – SCOTIABANK ARENA – TORONTO, ON – GAME #1

| TEAM | 1 | 2 | 3 | 4 | OT | FINAL | FG | FGA | FG% | 3FG% | FT% | OR | DR | TR | A | PF | ST | TO | BS |
|------|-----------------|----|----|--------------|----|-------|----------------|-----|------|------|---------------|----|----|---------------|----|----|--------------|----|----|
| CLE | 22 | 35 | 27 | 21 | - | 105 | 38 | 77 | .494 | .357 | .826 | 6 | 32 | 38 | 25 | 21 | 5 | 17 | 5 |
| TOR | 28 | 23 | 25 | 32 | - | 108 | 36 | 86 | .419 | .433 | .719 | 12 | 29 | 41 | 19 | 23 | 15 | 13 | 4 |
| TEAM | HIGH PTS | | | HIGH REB | | | HIGH AST | | | TEAM | HIGH PTS | | | HIGH REB | | | HIGH AST | | |
| CLE | D. Mitchell: 31 | | | J. Allen: 10 | | | D. Mitchell: 9 | | | TOR | P. Siakam: 23 | | | P. Siakam: 11 | | | S. Barnes: 7 | | |

] YNf\ SS-UV a_ f

The Cavs and Raptors have faced off in a playoff series 3 times (2016, 2017 and 2018). Cleveland won all 3 meetings.

The Cavs are 12-2 (7-0 at home, 5-2 on the road) all-time in postseason games against the Raptors.





] YNf: V -a\ b_ [NZR[aG-; PUPNT\ -ObYY` -A=: A?6

| 2022-23 REGULAR SEASON | PPG | OPP. PPG | FG% | 3FG% | FT% | RPG | APG | SPG | TO | BPG |
|------------------------|-------|----------|------|------|------|------|------|------|------|------|
| Bulls | 113.1 | 111.8 | .490 | .361 | .809 | 42.3 | 24.5 | 7.85 | 13.4 | 4.52 |
| Cavaliers | 112.3 | 106.9 | .488 | .367 | .780 | 41.1 | 24.9 | 7.15 | 13.3 | 4.68 |



| 2022-23 REGULAR SEASON INDIVIDUAL BESTS | | | 2022-23 REGULAR SEASON BULLS BESTS | | | 2022-23 REGULAR SEASON TEAM | | |
|---|----|---------------------------------|------------------------------------|----|---|-----------------------------|----|----------------|
| Points | 71 | Donovan Mitchell vs. CHI 1/2/23 | Points | 44 | DeMar DeRozan vs. CHI 1/2/23 | Biggest Win | 32 | @ CHI 10/22/22 |
| Rebounds | 17 | Kevin Love vs. CHI 1/2/23 | Rebounds | 14 | Nikola Vucevic vs. CHI 2/11/23, Nikola Vucevic @ CHI 12/31/22 | ** No Biggest Loss ** | | |
| Assists | 11 | Donovan Mitchell vs. CHI 1/2/23 | Assists | 8 | Ayo Dosunmu vs. CHI 2/11/23 | | | |

| 2022-23 REGULAR SEASON VS. BULLS | | | | | 2021-22 REGULAR SEASON VS. BULLS | | | | | SERIES HISTORY VS. BULLS | | | | |
|----------------------------------|-----------|-----------------|--|--|----------------------------------|-----------|------------|--|--|--------------------------|----------|---------|----------|-----------|
| DATE | SITE | TIME/RESULT | | | DATE | SITE | RESULT | | | | ALL-TIME | STREAKS | LAST WIN | LAST LOSS |
| 10/22/22 | Chicago | W, 128-96 | | | 12/8/21 | Cleveland | W, 115-92 | | | Overall | 98-132 | Won 4 | 2/11/23 | 3/26/22 |
| 12/31/22 | Chicago | W, 103-102 | | | 1/19/22 | Chicago | L, 104-117 | | | Home | 60-54 | Won 2 | 2/11/23 | 3/26/22 |
| 1/2/23 | Cleveland | W, 145-134 (OT) | | | 3/12/22 | Chicago | L, 91-101 | | | Road | 38-78 | Won 2 | 12/31/22 | 3/12/22 |
| 2/11/23 | Cleveland | W, 97-89 | | | 3/26/22 | Cleveland | L, 94-98 | | | | | | | |

PYR: PUV?=??: ?@` R_W` -RPN] -PNC` -d\ [-A: =6

CAVALIERS 97, BULLS 89 – FEBRUARY 11, 2023 – ROCKET MORTGAGE FIELDHOUSE – CLEVELAND, OH – GAME #59

| TEAM | 1 | 2 | 3 | 4 | OT | FINAL | FG | FGA | FG% | 3FG% | FT% | OR | DR | TR | A | PF | ST | TO | BS |
|------|-----------------|----|----|--------------------------|----|-------|---------------|-----|------|------|---------------|----|----|----------------|----|----|---------------|----|----|
| CHI | 29 | 20 | 25 | 15 | - | 89 | 36 | 74 | .486 | .238 | .800 | 6 | 38 | 44 | 27 | 22 | 7 | 23 | 3 |
| CLE | 26 | 14 | 29 | 28 | - | 97 | 36 | 86 | .419 | .257 | .842 | 10 | 29 | 39 | 26 | 15 | 9 | 13 | 4 |
| TEAM | HIGH PTS | | | HIGH REB | | | HIGH AST | | | TEAM | HIGH PTS | | | HIGH REB | | | HIGH AST | | |
| CLE | D. Mitchell: 29 | | | J. Allen/D. Mitchell: 10 | | | D. Garland: 7 | | | CHI | Z. LaVine: 23 | | | N. Vucevic: 14 | | | A. Dosunmu: 8 | | |

CAVALIERS 145, BULLS 134 – JANUARY 2, 2023 – ROCKET MORTGAGE FIELDHOUSE – CLEVELAND, OH – GAME #38

| TEAM | 1 | 2 | 3 | 4 | OT | FINAL | FG | FGA | FG% | 3FG% | FT% | OR | DR | TR | A | PF | ST | TO | BS |
|------|-----------------|----|----|----|-------------|-------|-----------------|-----|------|------|----------------|----|----|----------------|----|----|--------------|----|----|
| CHI | 34 | 31 | 31 | 34 | 4 | 134 | 47 | 95 | .495 | .303 | .882 | 6 | 36 | 42 | 22 | 33 | 8 | 7 | 2 |
| CLE | 27 | 20 | 44 | 39 | 15 | 145 | 48 | 92 | .522 | .348 | .733 | 13 | 34 | 47 | 27 | 27 | 1 | 10 | 3 |
| TEAM | HIGH PTS | | | | HIGH REB | | HIGH AST | | | TEAM | HIGH PTS | | | HIGH REB | | | HIGH AST | | |
| CLE | D. Mitchell: 71 | | | | K. Love: 17 | | D. Mitchell: 11 | | | CHI | D. DeRozan: 44 | | | N. Vucevic: 13 | | | Z. LaVine: 6 | | |

CAVALIERS 103, BULLS 102 – DECEMBER 31, 2022 – UNITED CENTER – CHICAGO, IL – GAME #37

| TEAM | 1 | 2 | 3 | 4 | OT | FINAL | FG | FGA | FG% | 3FG% | FT% | OR | DR | TR | A | PF | ST | TO | BS |
|------|---------------|----|--------------|----|----------------|-------|------|-----|----------------|------|----------------|----|-------------------------|----|----|----|----|----|----|
| CLE | 28 | 32 | 24 | 19 | - | 103 | 39 | 85 | .459 | .342 | .632 | 15 | 35 | 50 | 20 | 18 | 9 | 21 | 5 |
| CHI | 30 | 25 | 22 | 25 | - | 102 | 39 | 81 | .481 | .333 | .708 | 9 | 31 | 40 | 14 | 15 | 15 | 15 | 6 |
| TEAM | HIGH PTS | | HIGH REB | | HIGH AST | | TEAM | | HIGH PTS | | HIGH REB | | HIGH AST | | | | | | |
| CLE | C. LeVert: 23 | | J. Allen: 10 | | D. Mitchell: 6 | | CHI | | D. DeRozan: 21 | | N. Vucevic: 14 | | A. Caruso/D. DeRozan: 3 | | | | | | |

CAVALIERS 128, BULLS 96 – OCTOBER 22, 2022 – UNITED CENTER – CHICAGO, IL – GAME #2

| TEAM | 1 | 2 | 3 | 4 | OT | FINAL | FG | FGA | FG% | 3FG% | FT% | OR | DR | TR | A | PF | ST | TO | BS |
|------|-----------------|----|----|-------------|----|-------|--------------------------|-----|------|------|---------------|----|----|----------------|----|----|--------------|----|----|
| CLE | 34 | 36 | 23 | 35 | - | 128 | 48 | 85 | .565 | .593 | .889 | 8 | 40 | 48 | 32 | 17 | 4 | 18 | 5 |
| CHI | 25 | 29 | 25 | 17 | - | 96 | 34 | 84 | .405 | .241 | .840 | 10 | 25 | 35 | 19 | 19 | 12 | 10 | 7 |
| TEAM | HIGH PTS | | | HIGH REB | | | HIGH AST | | | TEAM | HIGH PTS | | | HIGH REB | | | HIGH AST | | |
| CLE | D. Mitchell: 32 | | | K. Love: 12 | | | C. LeVert/D. Mitchell: 8 | | | CHI | Z. LaVine: 23 | | | A. Drummond: 7 | | | Z. LaVine: 4 | | |

] YNf\ SS-UV a\ _f

The Cavs and Bulls have faced off in a playoff series 7 times (1988, 1989, 1992, 1993, 1994, 2010 and 2015).

Cleveland lost the first 5 series but won each of the last two series.

The Cavs are 14-20 (9-8 at home, 5-12 on the road) all-time in postseason games against the Bulls.

